



TEXANS EXECUTIVES

Bob McNair

FOUNDER, CHAIRMAN AND CHIEF EXECUTIVE OFFICER

Robert C. McNair, a leading businessman, sportsman and philanthropist in the city of Houston for more than 50 years, is the founder, chairman and chief executive officer of the Houston Texans. McNair is perhaps best known in the business community as the founder of Cogen Technologies, which was sold in 1999. Cogen was the largest privately-owned cogeneration company in the world, with aggregate capacity of 1,400 megawatts.

McNair serves as chairman of The McNair Group, headquartered in Houston, Texas, where he oversees an investment portfolio that includes interests in three cogeneration plants in the eastern United States. McNair owns Palmetto Partners, Ltd., and RCM Financial Services, L.P., private investment entities that manage the McNairs' private and public equity investments, and is a member of the Texas Business Hall of Fame.

Committed to bringing a National Football League team to Houston, McNair formed Houston NFL Holdings in 1998. On October 6, 1999, the NFL announced that the 32nd NFL franchise had been awarded to McNair, returning football to the city of Houston in 2002. McNair's efforts brought Super Bowl XXXVIII to Reliant Stadium in 2004.

The Texans had the best season in franchise history in 2009 winning their last four games to finish with a 9-7 record. They set a franchise single-season record for victories and were a tiebreaker away from making the postseason for the first time. The Texans boasted the league's top passing offense and the highest-ranked defense in team history, and a team-record five

players were selected to the Pro Bowl. With 8-8 seasons in 2007 and 2008, the Texans are one of only six AFC teams to finish .500 or better in each of the past three seasons.

McNair is actively involved in NFL affairs serving as chairman of the Investment Committee, and is a member of the Audit, Finance, Stadium and Expansion committees.

McNair is chairman emeritus of the board of directors of The Texas Bowl, Inc. which brought the inaugural Texas Bowl game to Reliant Stadium on December 28, 2006. The 2008 Texas Bowl featured the home-town favorite Rice Owls versus the Western Michigan Broncos. The Owls came away with their first bowl victory in 50 years in front of 58,880 fans. The Navy Midshipmen defeated the Missouri Tigers in 2009 and ticket sales for this game surpassed 69,000, once again breaking records in Houston's bowl history. McNair selected DePelchin Children's Center as the charity beneficiary of the Texas Bowl in 2006. Since then, DePelchin has been awarded over \$300,000 and received over \$6,000,000 in promotional value. Annual Texas Bowl games will feature teams from the Big Twelve and the Big Ten starting in 2010.

Stonerside Stable, a major thoroughbred horse farm in Kentucky, is also among McNair's successes. A 1,947-acre thoroughbred horse farm and racing stable, Stonerside was home to more than 275 racehorses, broodmares, yearlings and weanlings. Since its inception in 1994, Stonerside has won 72 Graded Stakes races including Grade I wins in the Belmont, Breeders Cup Mile,

McNAIR, BOB

the Travers, the Haskell, the Hollywood Gold Cup, the Cigar Mile, the Carter, the Swaps, the Wood Memorial, the Matriarch and the Oak Leaf Stakes. Stonerside also has finished second and third in the Kentucky Derby and was the co-breeder of Fusaichi Pegasus, winner of the Derby in 2000. Stonerside also bred the 2008 winner of the Breeder's Cup Classic, Ravens Pass; and Midshipman, the winner of the 2008 Breeder's Cup Juvenile. In October 2008 McNair sold Stonerside Farm and Racing Stable.

McNair is Chairman of The Robert and Janice McNair Foundation, The Robert and Janice McNair Educational Foundation in Forest City, NC and the Houston Texans Foundation. The McNair Foundation was honored as the 2003 Outstanding Philanthropic Foundation by the Association of Fundraising Professionals, and in November 2004, the Foundation was honored by the Houston Independent School District with a Hall of Fame Award. Young Audiences of Houston awarded the Foundation its Houston Community Arts Partner Leadership Award in 2008.

The McNairs have given generously to a wide array of charitable, scientific, literary, educational and religious organizations through the Robert and Janice McNair Foundation. Major support has been given to scholarship programs at Baylor College of Medicine's MD/PhD Program, the University of South Carolina, Columbia College, Austin College, Virginia Tech and Houston Community College. Educational initiatives supported include the HISD Fine Arts Program, Project GRAD, Teach for America, Neuhaus Education Center and local charter schools. Contributions to the community include the McNair Asian Elephant Habitat at the Houston Zoo, the jogging trail at Discovery Green, Equestrian Center for the San Jacinto Girl Scouts, McNair Cub Scout Adventure World, the Comput-

er Training Center Room for the United Way and sponsorship of community outreach programs for the Houston Symphony and Houston Grand Opera. The McNairs turned their philanthropic focus to medical research in 2007 and gave a transformational gift to Baylor College of Medicine to fund the McNair Scholars Program which will recruit top physicians/scientists in the fields of juvenile diabetes, breast and pancreatic cancer and the neurosciences. Additional McNair Scholars Programs were established at M.D. Anderson, Menninger Clinic, Texas Children's Hospital and Texas Heart Institute.



McNair is the recipient of many awards, including the Anti-Defamation League's Torch of Liberty Award, the Northwood University Outstanding Business Leader Award, the Association for Private Enterprise Education's Herman W. Lay Memorial Award, the Distinguished American Award from the Houston Chapter of the National Football Foundation, the Distinguished Citizen Award from the Rotary Club of Houston, The South Main Center Association City Builder Award, the Houston Advertising Federation Annual Trailblazer Award recognizing him for significantly enhancing the overall image of Houston both locally and glob-

McNAIR, BOB

ally, the Distinguished Citizen Award from the Sam Houston Area Council of the Boy Scouts of America, The Denton A. Cooley Leadership Award from the Texas Heart Institute, the Freedoms Foundation at Valley Forge National Award for Outstanding Patriotism, Responsible Citizenship and Community Involvement and the Fellowship of Christian Athletes President & Mrs. George H. W. Bush Community Impact Award. In June 2005, Rice University announced that the newest building on the campus, the 167,000-square-foot home of the Jesse H. Jones Graduate School of Management, had been officially named Janice and Robert McNair Hall by the Rice Board of Trustees. In January 2006, the McNairs were the recipients of the Texas Association of Partners in Education Award for the Texas Outstanding Sports Partnership. In October 2007, the Baylor College of Medicine bestowed their first Pink Ribbon Hero Award for Ambassadorship on the McNairs for their support of past Pink Ribbon Houses and for their commitment to the fight against cancer. In April 2009 the McNairs were honored at the annual KIPP Academy dinner as devoted supporters of education for inner city and underprivileged youth. In May 2009 McNair was named Entrepreneur of the Decade by the Houston Technology Center. In November 2009 McNair was awarded the James A. Baker III Prize for Excellence in Leadership which recognizes nationally and internationally renowned leaders for their excellence in public service and civic life. In December 2009 McNair received the inaugural Rotary Lombardi Humanitarian Award. In February 2010 Janice and Bob McNair received the Encore for Excellence Award from the High School for the Visual and Performing Arts for their support of the fine arts in the Houston Independent School District. In April 2010, the McNairs received the Kezia DePelchin Award for their support of the DePelchin Children's Center and long history of philanthropic

efforts in the Houston area. In May 2010, McNair was inducted into the South Carolina Athletic Hall of Fame. McNair also is a founder of the Cotswold project, a revitalization project focused on downtown Houston.

McNair is a current or past member of the Boards of Trustees of a number of institutions, including Rice University; Baylor College of Medicine; the Texas Heart Institute; Houston Grand Opera; the Museum of Fine Arts, Houston; the Greater Houston Partnership; the Greater Houston Convention and Visitors Bureau; the Free Enterprise Institute; the Sigma Chi Foundation and the Federal Reserve Banks of Dallas and Houston.

Born in Tampa, Florida, McNair has been a resident of Houston since 1960. He graduated from the University of South Carolina in Columbia in 1958 with a bachelor of science degree. In 1999, McNair received an honorary doctor of humane letters degree from the University of South Carolina. In May 2010, McNair was presented with an honorary doctor of humanities in Medicine from Baylor College of Medicine.



TEXANS EXECUTIVES



Cal McNair
VICE CHAIRMAN

D. Cal McNair was named vice chairman of the Houston Texans in January 2008. He has been a Limited Partner of the Texans since 2001. McNair also serves as the vice chairman of Palmetto Partners, Ltd., the private equity investing arm of The McNair Group.

McNair has been actively involved with the football operations of the Texans franchise since its inception and attends NFL meetings as part of team management. He served on the search committee in the process of hiring head coach Gary Kubiak and general manager Rick Smith during the 2006 offseason.

Prior to 2001, McNair worked at Cogen Technologies for 11 years. In 1987, he was hired as one of the company's first employees. After beginning his tenure with Cogen, McNair helped to oversee the construction of several major power plants in the eastern United States, managing those assets in the areas of financial analysis and project management.

McNair is a member of the board of trustees of The Robert and Janice McNair Foundation, as well as the Robert and Janice McNair Educational Foundation. He is a director and vice president of the Houston Texans Foundation, a member of the United Way's prestigious Alexis de Tocqueville Society and a current or past member of the Houston Zoo Board, the Fort Worth Zoo Board and the All Saints Episcopal School Board in Fort Worth.

McNair attended the University of Texas at Austin, where he was a four-year member of the Longhorn football team. He earned a master of business administration degree from the Rice University Jesse H. Jones Graduate School of Management.

Born in Houston, McNair attended Cypress-Fairbanks High School. He resides in Houston with his wife Hannah.



TEXANS EXECUTIVES



Philip Burguières
VICE CHAIRMAN

Philip Burguières, one of Houston's most innovative leaders, serves as vice chairman of the Houston Texans.

Burguières also serves as chairman and CEO of EMC Holdings, an investment management company specializing in the oil service industry. Additionally, he serves as chairman emeritus of Weatherford International, an international energy company. Until 1996, Burguières was Weatherford International's chairman and chief executive officer. Prior to joining Weatherford, Burguières was Chairman, President and Chief Executive Officer of Panhandle Eastern Corporation and Cameron Iron Works, Inc. During his career in the energy industry he was named CEO of the year three times by Financial World Magazine.

Burguières is the current vice chairman of both the Menninger Clinic and the Baylor College of Medicine and serves on the Executive Committee of M. D. Anderson Cancer Center. In 2005, he received the Woodrow Wilson Corporate Citizenship Award from the Smithsonian Institute, was the 2003 recipient of the Mental Health America's William Styron Award, and in May of 2000 was awarded the Ima Hogg Award from the Mental Health America of Greater Houston. He is a Director of Bridges to Life, Catholic Charities, Mental Health America and the Texas Heart Institute.

He is on the boards of directors at FMC Technologies, Inc., and Newfield Exploration Company. He also serves as chairman of the board of directors of The J.M. Burguières Co., Ltd. (a family-

owned company). He is a member of the National Petroleum Council, the World's President's Organization, is past president of the Petroleum Club of Houston, the Petroleum Equipment Suppliers Association; past chairman of the National Ocean Industries Association.

A native of Franklin, La., he graduated with a bachelor's of science degree in mechanical engineering from the University of Louisiana, where a Chair in the engineering department has been named in his honor. He was a recipient of his alma mater's Outstanding Alumni Award in 1992. He served in the U.S. Navy for four years during the Vietnam era, reaching the rank of Lieutenant. Burguières received his master's in business administration from the University of Pennsylvania's Wharton School of Business.



TEXANS LIMITED PARTNERS



Kirbyjon H. Caldwell
Senior Pastor
Windsor Village
United Methodist
Church



Charles W. Duncan Jr.
Chairman
Duncan Interests
Former Secretary
U.S. Department of
Energy
Former President
The Coca-Cola Company



Harry Gee, Jr.
Principal
Law Office of Harry
Gee & Associates
Board Certified
Immigration and
Nationality Law



E. Javier Loya
Chairman and CEO
OTC Global Holdings



Kay M. Onstead
President
Onstead Holdings, LLC



Fayez Sarofim
President and Chairman
of the Board
Fayez Sarofim & Co.



Joseph W. Sutton
Chairman and CEO
Sutton Ventures
Group, LLC



Chuck Watson
Chairman
CLW Investments, Inc.
and Wincrest Ventures



TEXANS EXECUTIVES

Rick Smith **GENERAL MANAGER**

Rick Smith enters his fifth season as Texans general manager after being named to the post on June 5, 2006. After inheriting a two-win team, the Texans have accumulated 31 wins since 2006, giving him the most wins for a general manager in Texans history. The Texans have gotten better every season with Smith at the helm. Houston posted its first winning season going 9-7. Smith has built a team that has battled throughout the year as evidenced by a combined 14-6 record in the final month of the season over the last four years. That record ranks fourth in the NFL and tops among teams in the AFC South. Houston had an NFL-worst .211 winning percentage in the last month of the season before his arrival.

As general manager, Smith oversees all aspects of football operations. He works closely with the coaching and scouting staffs to build the club roster via free agency as well as overseeing the annual college draft.

Smith has assembled a front office staff that has the Texans pointed towards sustained success in the NFL. Smith has established himself as a prominent voice around the league in his four years at the helm with the Texans. He was appointed to the NFL's prestigious eight-man Competition Committee by NFL Commissioner Roger Goodell on December 5, 2008. Smith was honored with the Tank Younger Award in 2008 presented annually by the Fritz Pollard Alliance for outstanding work in an NFL front office. Smith was an original member of the General Managers Advisory Committee that provides advice and other feedback to the NFL Football Operations department on the integrity of the

game, expansion of technology and other ways to improve the game.

The Texans offense ranked fourth in the NFL with a franchise-best 383.1 yards per game. Houston's offense is triggered by QB Matt Schaub, whom Smith acquired in a trade from the Atlanta Falcons before the 2007 season. Schaub finished the year leading the league with 4,770 yards which ranks sixth all time in NFL history. Schaub topped 300 passing yards nine times, which was tied for the second-most 300-yard games in a season in NFL history. Schaub was selected as a Pro Bowler for the first time in his career and took home the MVP trophy throwing for 189 yards and a pair of touchdowns in an AFC win.

The Texans had a team-record five Pro Bowlers in 2009. Houston's defense sent three players DeMeco Ryans, Mario Williams and rookie Brian Cushing. Smith drafted Cushing in the first round, and the former Trojan proceeded to lead all rookies in tackles with 134. Cushing also tied for the team lead with four interceptions on his way to being named the Associated Press Defensive Rookie of the Year. Cushing tied SS Bernard Pollard for the team lead in interceptions. Pollard was an early-season addition the Texans defense needed. The Texans defense made strides in 2009, giving up 324.9 yards per game to rank a franchise-best 13th in the NFL.

Smith's main philosophy has been to build through the draft and supplement via free agency. Last season 13 players that the Texans signed or acquired during Smith's tenure started 10 or more games. In the final win of the season

SMITH, RICK

against the Patriots, 15 of Houston's 22 starters had been with the Texans since his arrival in June 2006.

During the 2009 draft, Houston selected eight players, with four starting at least one game. In addition to Cushing's rookie success, second-round pick DE Connor Barwin led all NFL rookie defensive ends with 4.5 sacks. G Antoine Caldwell, slated to start at right guard in 2010, started in three of his 11 appearances at right guard while fourth-round CB Glover Quin started 12 games for the Texans secondary that allowed 217.9 passing yards per game.

In the 2010 draft, the Texans selected CB Kareem Jackson in the first round from Alabama. Jackson played in all 41 career games at Alabama and started 40 contests, registering 159 career tackles and helped the Crimson Tide win the national title for the first time in 17 years. In the second round Houston selected RB Ben Tate from Auburn. Tate rushed for 1,362 yards as a senior which ranked second in the SEC. In the third round, Houston selected native Houstonian DT Earl Mitchell from Arizona. A quick-footed defensive tackle, Mitchell finished with as the Wildcats defensive co-captain and an All-Pac 10 Conference second-team selection as a senior. Throughout the rest of the draft, Smith selected four offensive players and two defensive players that will provide quality depth to the roster. Since his first draft in 2007, Smith has taken 14 players between the fourth and seventh round. Between those players, they have started 81 games for the Texans with 2007's seventh round pick Zac Diles starting the most at 20 games.

In his former role with the Broncos, Smith was responsible for evaluating players from around the NFL as well as those in NFL Europe, the Canadian Football League, the Arena Football League and other professional leagues. He also played a central role in the club's preparation for the college draft and was one of the Broncos' primary nego-

tiators for player contracts.

With Smith heading the pro personnel department, the Broncos posted the league's fifth-best regular-season record from 2000-05, going 61-35 (.635). The 61 wins were the most of any AFC West team over that span, 10 more than the next closest team, Kansas City. Not surprisingly, Denver was one of only four teams in the NFL to reach the playoffs each season from 2003-05.

Before moving into the front office, Smith spent four years as the Broncos' assistant defensive backs coach and earned two Super Bowl rings while helping guide a unit that consistently ranked as one of the league's best. The team won more games from 1996-98 (46) than any club during that three-year period.

Smith joined the Broncos on April 3, 1996, following a two-year stint as defensive backs coach at his alma mater, Purdue University. He left Purdue in February to accept a coaching position at TCU, but spent just one month at the school before being hired by the Broncos.

A 1992 graduate of Purdue, Smith began his coaching career as a graduate assistant with the Boilermakers shortly after his graduation, serving as the school's assistant strength and conditioning coordinator as a grad assistant. After serving as the team's tight ends coach for one season, Smith was hired as the secondary coach, becoming the youngest position coach in the Big Ten Conference at the time at the age of 24.

Smith was a starter at strong safety and defensive captain for Purdue as a senior in 1991. A native of Petersburg, Va., he attended Meadowdale High School in Dayton, Ohio. Smith also is a member of the Fellowship of Christian Athletes.

Smith and his wife, Tiffany, live in Houston with sons Robert LaMar, Christian LaMar and daughter Avery Jordan.



HOUSTONTEXANS.COM

TEXANS EXECUTIVES



Jamey Rootes
PRESIDENT

Jamey Rootes serves as president of the Houston Texans and is responsible for all business functions of the club.

Since joining the Texans, Rootes has overseen the team's efforts to secure stadium naming rights and sponsorship, coordinated radio and TV broadcasting relationships, engineered the club's successful ticket and suite sales campaigns, led the creation and launch of the team's identity, and developed the team's highly-acclaimed customer service strategy.

Under Rootes' leadership the Texans have earned many distinctions, including the American Marketing Association's "Crystal Award" for the best overall marketing campaign. J.D. Power & Associates recognized the team for providing the best fan experience in the NFL and even featured the Texans as a service success story in their book entitled Satisfaction. Also, the Texans were recognized with Sports Business Journal's PRISM Award, which is given annually to the top major league professional sports team based on business excellence criteria. In 2003, the Texans were also named by Sports Business Journal as the best sports start-up over a five-year period. In 2009, the Texans extended their sell-out streak to 80 consecutive home games, a Houston NFL record and a testament to the quality of service and entertainment provided by the organization on gameday. As a result, the Texans have consistently been recognized as one of the most valuable professional sports franchises both in the NFL and globally, as measured by a variety of business publications.

Rootes was selected twice by Sports Business Journal as a member of their distinguished "Forty Under 40" list of leading sports executives. Rootes maintains an active role in the community and serves on a number of boards, including the Greater Houston Partnership, the United Way of Greater Houston, the Houston Food Bank, the Greater Houston Convention and Visitors Bureau and the Boys and Girls Clubs of Greater Houston.

Prior to joining the Houston Texans, Rootes helped to launch Major League Soccer as president and general manager of the Columbus Crew. During his tenure, the Crew was consistently among the league's strongest teams both on and off the field, and Rootes was recognized as Executive of the Year in 1996 and Marketing Executive of the Year in 1999. Rootes helped lead the construction of Crew Stadium in 1999, which was the first stadium of its type in America. This facility earned distinction as America's Foremost Sports Facility of the Year and led to the development of numerous soccer-specific stadiums across the United States over the past decade.

A native of Stone Mountain, Ga., Rootes attended Clemson University and was a member of the Tigers' soccer team that captured two NCAA titles and served as Student Body President. While earning an MBA at Indiana University, he served as an assistant soccer coach for the Hoosiers. Rootes previously held positions at IBM and Procter & Gamble before entering sports. Rootes lives in West University with his wife, Melissa, and their children, Christopher and Caroline.

TEXANS EXECUTIVES



Scott Schwinger

SENIOR VICE PRESIDENT, TREASURER AND CHIEF FINANCIAL OFFICER

Scott Schwinger serves as President of the McNair Group and as Chief Financial Officer for the Texans. He was promoted to his current position in May 2001.

For the past 15 years, Schwinger has held positions with various companies owned, directly or indirectly, by Robert C. McNair including president of Palmetto Partners Ltd. and RCM Financial Services, L.P. In April 2010, he was named the CEO of Palmetto Partners Ltd. In his role as president of RCM Management Services L.P., he oversees the investment and management activities for the McNair Group of companies which include portfolios of public and private equities and certain operating companies. He is vice president for Cogen Technologies, an independent power company. Schwinger also serves as managing director of EMC Holdings, L.L.C., a private energy investment fund.

Schwinger oversees a staff of more than 30 and is responsible for the financial reporting, budgeting, cash management, risk management, management information systems and all debt and equity financings of the Texans and the other McNair Group companies. He provided the financial analysis support beginning in 1998 to bring professional football back to Houston. Schwinger also served on the Houston Super Bowl XXXVIII Host Committee, Inc. In addition, he provides strategic and investment management oversight, venture capital due diligence, and negotiates deal structuring for all McNair Group companies.

Since the award of the team in 1999, Schwinger

has successfully coordinated and structured debt financings totaling \$675 million, one of the largest and most successful series of financings to date for a professional sports team.

Schwinger received a Bachelor of Arts in mathematics from Vanderbilt University and a Master's of Business Administration from the University of Texas at Austin. In the community, he serves on the boards of the YES Prep Public Schools, The Make-A-Wish Foundation and The Endowment Fund. He and his wife, Becca, both native Houstonians, are the parents of sons, Corbin and Charley and daughter, Cara.



HOUSTONTEXANS.COM

TEXANS EXECUTIVES



Suzie Thomas

**SENIOR VICE PRESIDENT, GENERAL COUNSEL AND
CHIEF ADMINISTRATIVE OFFICER**

Suzie Thomas joined the Houston Texans and the McNair Group in March 2000. She oversees the legal, human resources and business administration functions for both groups and holds positions with various other entities in The McNair Group.

Thomas previously served as general counsel and vice president of Human Resources of Corporate Brand Foods America, Inc., a meat processing business that was subsequently purchased by Tyson Foods. Prior to CBFA, Thomas spent 16 years at Weatherford International, Inc., an international energy service and manufacturing company, the last 12 years as senior vice president and general counsel. She started her legal career as an associate attorney at Bak-

er Botts L.L.P. in Houston.

Thomas earned her law degree from the University of Houston's Bates College of Law and her undergraduate degree in Spanish from the University of Texas. Thomas is a member of the State Bar of Texas, where she served as Chair of the Corporate Counsel Section from 1994-95. Thomas also serves as a director and executive committee member of and general counsel to Child Advocates, Inc. Thomas received the 2004 University of Houston Law Center's Corporate Sector Award and the 2005 Houston Business Journal Award for Best General Counsel with a staff of two to ten.

Ms. Thomas resides in Houston.



TEXANS EXECUTIVES



Marilan Logan
VICE PRESIDENT AND CONTROLLER

Marilan Logan joined the Texans as the team's controller in February 2000 and was promoted to vice president in April 2007. She is responsible for maintaining the team's financial records.

Logan came to the Texans after serving as controller/treasurer for the Houston Aeros Hockey Club, Aerodromes Ice Rinks, and Houston Aeros Foundation for two seasons.

Prior to joining the Houston Aeros, Logan was the controller for the Houston Oilers (now Tennessee Titans) from 1978-97. Her responsibilities

included accounting for player contracts, maintaining the club's financial records, and aiding club management with special projects. Prior to the Oilers, she was a cost accounting specialist for Reed Tool Company.

Marilan and her husband, Rick, have a daughter, Sandy, two sons Jeff and Roy, and two grandsons Kyle and Todd. The couple resides in Humble.



TEXANS EXECUTIVES



Chris Olsen

VICE PRESIDENT, FOOTBALL ADMINISTRATION

Chris Olsen enters his fourth season with the Texans and first as the team's vice president of football administration. He spent 13 years working at the NFL league office in New York. Olsen's primary responsibility with the Texans is to work closely with general manager Rick Smith on negotiating player contracts and managing the salary cap.

Olsen served as the manager of labor operations with the NFL Management Council from 1999-2006. He was responsible for reviewing and analyzing player contracts to ensure teams were in compliance with the Collective Bargaining Agreement (CBA) and salary cap. He provided assistance to club executives pertaining to player-related areas of the CBA. He also served as a League liaison to the NFL Players Association regarding player contract matters. In addition, he served as a national game representative and as an instant replay communicator.

He began his tenure with the NFL in 1994 as an analyst in the player personnel department. He was promoted to coordinator in 1998 and became responsible for all facets of the player petition process on special eligibility for the NFL Draft (underclassman prospects) including coordinating player evaluations for the College Advisory Committee. He produced annual reports for the Competition Committee and reviewed player contracts to ensure their compliance with the NFL's Constitution and By-Laws.

Olsen began working in professional sports during his senior year in college with the Springfield Indians Hockey Club of the AHL in 1989-90 where

he served as a public relations/marketing intern. After spending a brief time working for Ark-Asset Management Company, a financial services firm in New York City, he continued his sports career in 1992 while in graduate school by serving as a public relations/marketing intern for the Hartford Whalers of the NHL. Prior to joining the NFL, he worked for the New Jersey State Golf Association.

Olsen is a native of Little Silver, N.J. He received his degree in Business Administration from Western New England College in 1990. He earned a Master's Degree in Sports Management from Springfield College in 1997. Olsen and his wife, Kim, reside in Houston.



TEXANS EXECUTIVES



Lloyd Richards

VICE PRESIDENT, FOOTBALL OPERATIONS

Lloyd Richards, Jr. enters his eighth season in the NFL and his fourth with the Texans. Richards was named vice president of football operations in June 2010. He oversees team travel, training camp and game day operations which include all aspects dealing directly on the field with the game or the Texans and the visiting team.

On game day, he is responsible for overseeing the sideline communication equipment as well as instant replay equipment. He serves as the team liaison with the NFL, the officials and the visiting team; he also handles catering in all Texan areas.

Richards oversees the team practice facility and Texans areas in Reliant Stadium, including scheduling, cleaning and maintenance. He is responsible for maintaining the day-to-day football

operations budget as well as planning for future large expenditures and projects.

Richards began his NFL career with the Tampa Bay Buccaneers in 1998 as a pro scouting assistant. He was named the Bucs' West Coast college scout in 2000. He worked with the Washington Redskins in 2001 as the assistant director of pro personnel.

Richards, a 1995 graduate from the University of Illinois, moved back to Champaign in 2002 as the director of football operations. He completed his masters in organizational communications from Illinois in the summer of 2003. He was promoted to assistant athletic director for football operations 2005. Richards resides in Pearland with his daughter, Jasmin, and son, Lloyd III.



TEXANS EXECUTIVES



Ryan Reichert
VICE PRESIDENT, SECURITY

Ryan Reichert joined the Texans as director of security on October 7, 1999, one day after the NFL awarded its 32nd franchise to Houston. He was promoted to vice president of security in January 2008.

Reichert serves as a liaison between the Texans and federal, state and local law enforcement agencies. He is responsible for draft day preparations by conducting personal interviews and background checks of all draft eligible collegiate athletes entering the NFL draft. He is also responsible for overseeing the personal security of Texans players and their families and security aspects related to team events, player appearances, and team travel.

Reichert a former Houston police officer, served nearly 10 years with the department before assuming his current post with the Texans. During

his tenure with the Houston Police Department, he was assigned to the Westside Command Substation as a patrolman and finished his career with the department's community service division, where he was responsible for the development and implementation of various community involvement initiatives, as well as serving the police department as a public speaker.

Reichert is an alumnus of several Texas universities. He graduated from Angelo State University, located in San Angelo, Texas with a bachelor's degree in sociology and a minor in criminal justice. He received his master's degree in Criminology from the University of Houston-Clear Lake, and earned his MBA from Rice University.

Reichert hails from Jourdanton, Texas, just south of San Antonio.



TEXANS EXECUTIVES



John Schriever

VICE PRESIDENT, TICKETING AND EVENT MANAGEMENT

John Schriever is entering his eleventh year with the Texans and his 26th in the professional sports industry. During his career, Schriever has been part of the sales and service of more than 35 million tickets to sporting events. He started with the Texans in July 2000 as Director of Ticket Operations and was promoted to Vice President in July 2003. Schriever oversees all aspects of ticketing and event services for the Texans and Lone Star Sports and Entertainment.

Schriever began his sports business career with the Texas Rangers Baseball Club in 1984 as a season ticket sales intern. He became a fulltime staff member in the spring of 1985 and eventually was promoted to director of ticket operations before the 1989 season. During his 12 seasons with the Rangers, the team was purchased by an ownership group headed by George W. Bush, acquired pitcher Nolan Ryan, closed Arlington Stadium, opened The Ballpark in Arlington and hosted the 1995 Major League Baseball All-Star

Game.

During the summer of 1996, Schriever worked with the Atlanta Committee for the Olympic Games at the Summer Olympics. He worked in ticketing as a customer service manager at Fulton County Stadium and Olympic Stadium.

Following the Olympic Games, Schriever took the position of director of tickets for Texas Motor Speedway in Ft. Worth. He was part of the management staff that opened the Speedway in the spring of 1997. The speedway debuted that year with a crowd of over 200,000 for its inaugural Winston Cup race.

Schriever is a graduate of Stephen F. Austin State University where he earned a degree in business management. John and his wife, Dana, who holds a degree in teaching from the University of Texas, have two children, Nicholas and Sarah.



TEXANS EXECUTIVES



Greg Watson
VICE PRESIDENT, FINANCE

Greg Watson joined The McNair Group and the Houston Texans in November 1999 after working as an international finance associate in the energy industry. In his current position as vice president of finance, Watson is involved in all aspects of the team's debt and equity financing activities, long range financial forecasting and special project analyses.

His other responsibilities include financial analysis, due diligence and deal structuring for The McNair Group private equity investments.

Watson received his Bachelor of Arts in political science from Vanderbilt University and his MBA with a focus on finance and entrepreneurship from The University of Texas. He and his wife, Cathy, both native Houstonians, live in Houston with their children, Claire, William and Gardner.



TEXANS COACHES



Gary KUBIAK

HEAD COACH

5TH YEAR WITH TEXANS - 17TH YEAR IN NFL

Gary Kubiak returned to his hometown of Houston on January 26, 2006, becoming the second head coach in the history of the Houston Texans.

Kubiak is the winningest head coach in Texans history with 31 career victories in four years, including the three best seasons in team history over the last three years. One of Kubiak's primary goals upon arriving in Houston was to create a home field advantage at Reliant Stadium, and he has made great strides in that direction. The Texans have posted a 20-12 home record since 2006.

Kubiak guided the Texans to a 9-7 record in 2009, highlighted by a season-ending four-game win streak to capture the franchise's first winning season. Houston narrowly missed its first-ever playoff berth, losing a tie-breaker for the final spot on the last day of the season. The 2009 Texans set franchise records for total offense, scoring offense, total defense and scoring defense. A franchise-record five players earned trips to the Pro Bowl, led by Pro Bowl MVP Matt Schaub.

The 2008 Texans matched their record from the year before, going 8-8 for a second straight year despite an 0-4 start in the aftermath of Hurricane Ike, which devastated much of Houston and southeast Texas. Houston became just the tenth team in NFL history to start a year 0-4 and finish with at or above .500. Houston was one of 11 teams to go 8-4 or better over the last 12 games; and nine of those teams were in the playoffs. The offense enjoyed its most productive season, ranking third in the NFL and setting a franchise record with 6,113 total yards.

Year two for Kubiak saw the team achieve the best record in franchise history, finishing 8-8. The Texans won three of their last four and

five of their last seven to finish the season at .500. Closing the season strong has become a hallmark of Kubiak's teams. In two seasons in Houston, the Texans are a combined 6-4 in the month of December. Another point of emphasis under Kubiak has been developing a true home field advantage, and the team is well on its way to accomplishing that mission. After going 4-4 at Reliant Stadium in 2006, which was the best home mark at the time, Kubiak's troops posted a 6-2 mark at home last year.

In his rookie season, he tripled the team's win total of the previous year, guiding the club to a 6-10 record. The six victories included wins in three of the last five games of the season and the franchise's first ever win over Indianapolis. Six wins were the second-most in franchise history. All six wins came versus AFC opponents, giving the Texans their most wins over conference foes in team annals.

Kubiak came to Houston with the reputation of being an offensive mastermind and he has lived up to that billing in his first two years with the team. In 64 games under Kubiak, Houston has averaged 344.4 yards per game compared to an average of 266.5 yards per game from 2002-05. The scoring average under Kubiak has also risen nearly six points versus prior to his arrival.

The most dramatic improvement has been made by the offensive line. After giving up a league-worst 68 sacks in 2005, the line has allowed an average of 30.5 per season under Kubiak. This has allowed the passing game to flourish, averaging nearly 80 yards per game better than in the franchise's first four years. The line also allowed the Texans rushing attack to average 103.0 yards per game over the last four years.



HOUSTONTEXANS.COM

KUBIAK, GARY

Kubiak has made a habit of surrounding himself with great coaches throughout his tenure in Houston. One of his first hires in 2006 was former Green Bay head coach Mike Sherman, who served as the assistant head coach/offense and then offensive coordinator in Kubiak's first two seasons. In 2008, Kubiak bolstered his staff with two of the brightest minds in football, hiring venerable offensive line guru Alex Gibbs as the assistant head coach/offense and 1995 NFL Coach of the Year Ray Rhodes as the assistant defensive backs coach.

As head coach, Kubiak has also been responsible for the performance of the defense. Stocked with young talent such as the All-Pro combo of line-backer DeMeco Ryans and defensive end Mario Williams plus 2009 AP Defensive Rookie of the Year Brian Cushing, the defense is poised to become one of the league's best under second-year defensive coordinator Frank Bush. Bush guided the defense to a dramatic turnaround over the course of last season, and by the end of the year he had the unit playing like one of the five best defenses in the NFL.

Williams and Ryans were the first two draft picks of the Kubiak era, and they set the tone for what is quickly becoming an excellent track record on draft day. Following the lead of Ryans and Williams, tight end Owen Daniels gave the Texans a league-best three Pro Bowlers from the 2006 draft class. Right tackle Eric Winston has also emerged as a starter from that class. The 2006 class has started a total of 192 combined games for the Texans in their first three seasons.

The Texans' 2007 draft class was led by defensive tackle Amobi Okoye, the youngest first-round draft pick in NFL history, and cornerback Fred Bennett, who led the team in interceptions as a rookie. In 2008, first-round pick Duane Brown started all 16 games at left tackle, while running back Steve Slaton won the rookie rushing title with a franchise-record 1,282 yards. The 2009 class was highlighted by Cushing and CB Glover

Quin, a fourth-round pick who went on to start 12 games as a rookie.

Kubiak spent 20 of the previous 23 years in the Denver area, where he earned a reputation as a brilliant offensive mastermind. He played for the Broncos from 1983-91 as the backup for Hall of Fame quarterback John Elway. Kubiak played in 119 games during his career and tossed 14 touchdowns in that span. During his time as a player in the Mile High City, he was a part of three teams that reached the Super Bowl.

Kubiak began his coaching career in 1992-93 as the running backs coach at his alma mater Texas A&M. Under Kubiak's watchful eye, running back Greg Hill was named second team All-America his junior year. Hill was selected by the Kansas City Chiefs in the first round of the 1994 draft.

Kubiak started his NFL coaching career with the San Francisco 49ers in 1994. As quarterbacks coach, he guided Hall of Famer Steve Young to his best season as a pro. Young was named the NFL MVP for the second time in his career.

Under Kubiak's tutelage, Young had a career high 70.3 completion percentage. He threw 35 touchdowns, passed for 3,969 yards and set an NFL record with a 112.8 passer rating, a mark that would stand for 10 seasons. Young captured Super Bowl XXIX MVP honors by tossing a record six touchdowns in San Francisco's 49-26 win over the San Diego Chargers.

In the spring of 1995, Kubiak returned to the Broncos as offensive coordinator, where he would steer Denver to the organization's best numbers in team history and help lead the team to seven postseason trips and two Super Bowl titles in 11 seasons.

Kubiak began his tenure in Denver as the offensive coordinator/quarterbacks coach to his former teammate, Elway. Kubiak made an imme-



HOUSTONTEXANS.COM

KUBIAK, GARY

diate impact as Elway threw for 3,970 yards, the second-best mark of his Hall of Fame career. Elway increased his touchdown passes from 16 in 1994 to 26 in 1995. During the final four years of his career (1995-98), Elway tossed 101 touchdown passes, second only to Brett Favre in that span.

Kubiak's offense featured one of the best tight ends in NFL history. Shannon Sharpe, the NFL's leader among tight ends in receptions, receiving yards, and touchdowns, spent seven years under Kubiak. Sharpe averaged 61 receptions and had the most yards receiving with 1,107 yards in 1997.

Kubiak's offenses always have been based on balance. The Broncos' running game has focused around a strong system instead of an individual. Broncos runners have gone over the 1,000-yard rushing mark 10 seasons out of the past 11. Denver has seen five different runners rush for more than 1,000 yards, more than any team in the NFL over the past 11 years.

Kubiak turned to Terrell Davis to tote the ball as the Broncos won back-to-back Super Bowls in the late '90s. In 1997, Davis became only the fourth running back in NFL history to rush for more than 2,000 yards. During the 1997-98 seasons, he rushed for 3,758 yards, most of any running back in back-to-back campaigns between 1995-2005. Davis' 2,008 rushing yards are the fourth most in NFL history. He won AP Offensive Player of the Year honors in 1996 and 1998.

Following Elway's retirement, Kubiak turned his offense over to second-year quarterback Brian Griese, who threw for 3,032 yards in his first season as the Broncos' starter. In the 2000 season, Griese guided the Broncos' offense to rank second in the NFL in points scored and total offense. He was named to the Pro Bowl that season.

That same season Mike Anderson rushed for 1,487 yards, a Bronco record for a rookie. Anderson set the NFL single-game rookie rushing record with

251 yards against the New Orleans Saints. That year, Kubiak's receivers, Ed McCaffrey (101) and Rod Smith (100), became just the second pair of teammates in NFL history to grab at least 100 receptions.

In 2002, the Broncos drafted running back Clinton Portis in the second round. In his rookie season, Portis rushed for 1,508 yards, breaking Anderson's rookie mark, and was named the AP Offensive Rookie of the Year. The Broncos' rushing attack averaged 141.6 yards per game, which ranked second in the AFC. The offense totaled 380.6 yards per game, which was third in the NFL.

Kubiak relinquished his quarterbacks coach title in 2003, turning the duties over to Pat McPherson. That offseason, Denver signed quarterback Jake Plummer from the Arizona Cardinals and Plummer was immediately transformed. Despite missing five games his first season in Denver, Plummer threw for more touchdowns (15) than interceptions (seven) for the second time in his career. The 2004 season saw Plummer throw for 4,089 yards, most in Broncos history. He also tossed 27 touchdown passes, tying Elway's 1997 club record.

Plummer stayed on his feet in Kubiak's offense. After being sacked an average of 36 times per season in Arizona, Plummer was sacked an average of 17 times per year in Denver. Every season in Kubiak's system, Plummer threw more touchdowns than interceptions and led the Broncos to the playoffs from 2003-05.

In 2005, Kubiak's offense ranked fifth in the NFL with 5,766 total yards. His rushing attack was second in the league, averaging 158.7 yards per game. The Broncos were led by Anderson's 1,014 yards on the ground and Tatum Bell's 921 yards. Denver finished 2005 with a 13-3 record, winning their division for the first time since 1998, the last time they appeared in the Super Bowl.

In his 11 years as offensive coordinator, Kubiak's



HOUSTONTEXANS.COM

KUBIAK, GARY

Broncos amassed 66,501 total yards and 465 touchdowns, most in the NFL in that span. He has coached 14 different Broncos that made the Pro Bowl. Denver's rushing attack has totaled 25,022 yards, most in the NFL over the last 11 seasons.

Kubiak's return to Houston is a return to his roots. He starred at St. Pius High School, where he was an all-state selection, passing for 6,190 yards during his high school career. He was inducted into the Texas High School Hall of Fame in 1999.

Kubiak attended Texas A&M, where he was selected All-Southwest Conference in 1982. He led the conference in attempts (324), completions

(181), percentage (55.9) yardage (1,948), touchdowns (19), and total offense (1,885) as a senior. He set the SWC touchdown record with six against Rice during his junior season. He received his degree in Physical Education before being drafted by the Broncos in the eighth round (197th overall) in the 1983 draft.

Kubiak, born in Houston, is married to Rhonda. The couple has three sons Klint, Klay, and Klein. Klint is in his first season as a graduate assistant at Texas A&M, while Klay is a sophomore quarterback at Colorado State and Klein is a freshman wide receiver at Rice.

KUBIAK'S COACHING LEDGER

2006-10	Head Coach	Houston Texans
2003-05	Offensive Coordinator	Denver Broncos
1995-02	Offensive Coordinator/Quarterbacks	Denver Broncos
1994	Quarterbacks	San Francisco 49ers
1992-93	Running Backs	Texas A&M



TEXANS COACHES



Frank BUSH
DEFENSIVE COORDINATOR
4TH YEAR WITH TEXANS - 20TH YEAR IN NFL

Frank Bush enters his fourth season with the Texans and second as the defensive coordinator. He was the senior defensive assistant for the previous two years.

In Bush's first season calling the plays on defense, he oversaw a unit that improved dramatically over the course of the season. Over the last 14 weeks of the season, Houston ranked fourth in the NFL in total defense, allowing just 299.1 yards per game, and second in rushing defense, holding opponents to a scant 84.3 yards per game.

The 2009 Texans defense finished as the best in franchise history, setting club records for fewest yards (324.9) and points (20.8) allowed per game. The defense also excelled at getting off the field quickly. Houston's 50 three-and-out drives forced were the third-most in the NFL.

Bush's defense was captained by a pair of Pro Bowlers, LB DeMeco Ryans and DE Mario Williams. Ryans led the team with 93 solo tackles and his 123 total stops were second on the club. Williams led the team in sacks for the third consecutive year, posting 9.0. The defense was also aided by the emergence of LB Brian Cushing, who led the team with 133 tackles and registered four sacks, four interceptions, two forced fumbles and 10 passes defended en route to winning the 2009 AP Defensive Rookie of the Year award.

In his first two years with Houston, Bush worked closely with the defensive line. With Bush's help, Williams posted 26 sacks over that two-year period. Williams shattered the team single-season sack record with 14 sacks and earned second-team All-Pro recognition in 2007. In 2008, he notched 12 sacks and earned his first trip to the Pro Bowl, starting for the AFC squad. Defensive

tackle Amobi Okoye set the franchise rookie sack record with 5.5 sacks in 2007 under Bush's tutelage.

Before coming to Houston, Bush spent the previous three seasons in Arizona. He was the linebackers coach from 2004-05 before being promoted to assistant head coach/linebackers in 2006. Bush coached new Texans defensive end Antonio Smith, a free agent addition in 2008, while in Arizona.

Before joining Dennis Green in Arizona, Bush worked as an assistant with the Denver Broncos (1995-03) and Houston Oilers (1992-94). Bush's linebackers helped the Cardinals defense to finish the season as the 8th ranked defense in the NFL in 2005, an improvement from the 12th ranked defense in 2004 and the 26th ranked defense in 2003.

Bush served nine seasons with the Broncos—three as special teams coach (2001-03), one overseeing the defensive secondary/nickel packages (2000), and five as linebackers coach (1995-99). In 2003 Denver ranked fifth in the AFC in both punt and kickoff return average. Kicker Jason Elam accounted for 120 points for the second consecutive season, placing him fourth (2003), and second (2002), respectively. In 2001, Elam's 86 percent field goal accuracy mark (31-of-36) was the best in Bronco history and Reuben Droughns ranked third in the AFC with a 25.8-yard kickoff return average.

In 1995, his first season as linebackers coach with Denver, the Broncos defense improved from 28th to 15th, then skyrocketed to the fourth overall defense in the league in 1996, including first against the run. The 1997 season saw two

BUSH, FRANK

of his pupils—John Mobley (162) and Bill Romanowski (117) rank 1-2 on the club in tackles as Denver forged consecutive World Championships with victories in Super Bowl XXXII over Green Bay following the 1997 season and Super Bowl XXXIII over Atlanta after the '98 campaign. In the latter campaign, the linebacker trio of Mobley (132) Glenn Cadrez (105), and Romanowski (95) led the team in tackles, Romanowski earned his second Pro Bowl berth, and the Broncos run defense finished third in the NFL.

After an outstanding college career as a three year starter at North Carolina State, Bush was a fifth-round draft choice by Houston in the 1985 NFL Draft and earned all-rookie acclaim starting 11 of 16 games for the Oilers before a spinal injury prematurely ended his pro career a year later. After serving as a college scout for the Oilers for five years (1987–92), he was the team's linebackers coach for three seasons, bringing his tenure with Houston as a player, scout, and assistant coach to 10 years. Bush's linebackers continued to play an integral role the following two seasons with the Broncos. In 2002, his special teams ranked among the best in the league as Denver ranked third in the AFC in kickoff coverage and fourth in kickoff return average.

Born in Athens, Ga., Bush lives in Houston with his wife, Stephanie.



BUSH'S COACHING LEDGER

2009-10	Defensive Coordinator	Houston Texans
2007-08	Senior Defensive Assistant	Houston Texans
2006	Asst. Head Coach/Linebackers	Arizona Cardinals
2004-05	Linebackers	Arizona Cardinals
2001-03	Special Teams	Denver Broncos
2000	Secondary/Nickel Package	Denver Broncos
1995-99	Linebackers	Denver Broncos
1993-94	Defensive Quality Control/Linebackers	Houston Oilers
1992	Linebackers	Houston Oilers
1987-92	Scout	Houston Oilers



HOUSTONTEXANS.COM

TEXANS COACHES



Rick DENNISON

OFFENSIVE COORDINATOR

1ST YEAR WITH TEXANS - 16TH YEAR IN NFL

Rick Dennison, the Texans' offensive coordinator, is entering his 16th season in the NFL as a coach and his 25th year in the league overall. Dennison had spent his entire NFL tenure to date with the Denver Broncos, first as a player from 1982-90 and then as a coach from 1995-09.

This is Dennison's second stint as an offensive coordinator in the NFL. He took over the role in Denver from 2006-08 after his predecessor, Gary Kubiak, left Denver to become the head coach of the Houston Texans. Prior to taking over as offensive coordinator, Dennison coached the Broncos offensive line from 2001-05. He resumed that role last season under first-year head coach Josh McDaniels. Dennison coached Denver's special teams from 1997-00 and was an offensive assistant from 1995-96.

With Dennison at the helm, Denver's offense averaged 350.5 yards per game from 2006-08 and rushed for 124.4 yards per game, averaging 4.6

yards per carry. Despite starting a rookie at left tackle and a second-year player at right tackle in 2008, the Broncos offense gained 6,333 yards to rank second in the NFL and the offensive line allowed a franchise-record-low 12 sacks on the season.

In 2007, Denver was fourth in the NFL in yards per play (5.7) and was fifth in the league in yards per rush (4.6). In 2006, Dennison's first season at the helm of the offense, Denver ranked fifth in the NFL with an average of 360.4 yards per game.

With Dennison in charge of either the offensive line or the entire offense from 2001-09, the Broncos ranked second in the NFL with an average of 135.1 rushing yards per game, and Denver's 4.5-yard rushing average in that time period was the third-highest in the league. The Broncos line also excelled in pass blocking, surrendering just 226 sacks in nine years, which was the fourth-fewest in the league over that time span.



DENNISON, RICK

Dennison coached Denver's special teams from 1997-00 and helped the Broncos win back-to-back World Championships in 1997 and 1998. Under his tutelage, PR Darrien Gordon and K Jason Elam each earned trips to the Pro Bowl and P Tom Rouen was one of the most consistent punters in the league. Dennison began his coaching career as an offensive assistant in Denver from 1995-96 after coaching for three years at the high school level for Suffield Academy in Suffield, Conn.

Dennison played linebacker for the Broncos from 1982-90, appearing in 128 games with 52 starts and three Super Bowls (XXI in 1986, XXII in '87 and XXIV in '89). In 1989, he received the Ed Block Memorial Courage Award. A year earlier, Dennison ranked second on the Broncos in tackles with 133 during the 1988 campaign while posting a team-high three fumble recoveries.

Dennison joined the Broncos as a college free agent in 1982 after a fine collegiate career at Colorado State, where he was a second-team Academic All-American as a senior and earned three varsity letters. In 1979, Dennison received a bachelor's degree in civil engineering from CSU followed by a master's degree in the same field from CSU in 1982.

Born in Kalispell, Mont., Dennison attended Rocky Mountain High School in Fort Collins, Colo., where he lettered in football, basketball and baseball. His father, George, is the president of the University of Montana. Rick and his wife, Shannon, have five children – sons Joseph, Steven and Trey and twin daughters Abrynn and Allie.

DENNISON'S COACHING LEDGER

2010	Offensive Coordinator	Houston Texans
2009	Offensive Line	Denver Broncos
2006-08	Offensive Coordinator	Denver Broncos
2001-05	Offensive Line	Denver Broncos
1997-2000	Special Teams	Denver Broncos
1995-96	Offensive Assistant	Denver Broncos
1992-94	Assistant	Suffield (Conn.) Academy

TEXANS COACHES



Joe MARCIANO

SPECIAL TEAMS COORDINATOR

9TH YEAR WITH TEXANS - 25TH YEAR IN NFL


Joe Marciano enters his ninth season as special teams coordinator for the Houston Texans. Regarded as one of the league's top coaches in his field, Marciano has directed special teams for 24 NFL seasons. Marciano joins running backs coach Chick Harris as the only two coaches to have been with the Texans since the team's inception in 2002.

Marciano's coverage units excelled in 2009, holding opponents to a miniscule 4.3-yard punt return average and just 22.5 yards per kickoff return. Wide receiver Jacoby Jones continued to be one of the most dangerous return men in the NFL, averaging 10.9 yards per punt return and 26.6 yards per kick return, including a 95-yard kick return for touchdown against Oakland. Kicker Kris Brown surpassed the 1,000-point plateau for his career in Week 2 at Tennessee. He finished the year with 106 points, marking his third straight 100-point season, and booted a pair of game-winning field goals. Punter Matt Turk broke the team single-season punting record for the third straight year, averaging 42.8 yards per punt.

The 2008 special teams unit was one of the most consistent and explosive in the NFL in 2008. Brown turned in the best season of his career, setting franchise records for most points, with 124, made field goals, with 29 and field goal percentage, at .879. His field goal percentage was a career-high, while his 124 points tied a career high and 29 field goals were his second-highest. Jones returned two punts for touchdowns, a franchise record, and finished third in the AFC with a 12.1-yard punt return average. Turk broke his own franchise mark with a 42.3-yard average on a record-low 53 attempts.

Marciano's special teams unit provided many

of the biggest highlights of the 2007 season, tying three NFL records. The Texans tied the NFL single-season record with four kickoff returns for touchdown on the season, becoming just the fourth team in league history to do so. WR André Davis tied another league record when he became the seventh player in history to return two kickoffs for touchdown in one game, doing so vs. Jacksonville in the season finale. Brown, who scored a team-record 115 points, became just the third kicker in league history to make three field goals of 50 yards or longer in one game when he did so vs. Miami on October 7. Turk also set team records for gross and net punting average in his first season as a Texan, and the coverage unit held opponents to a record-low total of 151 punt return yards on the season.



HOUSTONTEXANS.COM

MARCIANO, JOE

Under Marciano's guidance in 2006, punter Chad Stanley posted the best gross punting average of his career, averaging 41.6 yards per punt, and Brown led the team in scoring for the fifth consecutive season. The Texans still ranked sixth in the league in punt return average, at 10.5 yards per return; and the kick coverage team held opponents to the sixth-worst starting field position in the league.

Marciano's tenure as special teams coordinator was highlighted during the 2005 season. Pro Bowl selection and AP first team All-Pro kick returner Jerome Mathis was also honored by the NFL Alumni as the Special Teams Player of the Year and the Texans Rookie of the Year. He finished the season ranked second in the league for return men, returning 54 kickoffs for 1,542 yards and two touchdowns. He was the only player in the NFL to return two kicks for scores that season.

Marciano helped Brown finish the 2005 season with 102 points, including 26 field goals, the second-most of his career. Stanley also had a stellar 2005 season, finishing with 29 punts inside the 20-yard line, the fourth most in the NFL. His 6.6 yard-per-return average also ranked sixth in the NFL.

In 2004, Brown set a club record with 85 points and nailed a career-high nine touchbacks. Second-year LB Antwan Peek had a breakout year with 18 special teams tackles and a blocked punt. Meanwhile, the Texans ranked seventh in the AFC in opponent average starting field position.

In 2003, Stanley led the NFL with 36 punts inside the 20 and his 36.7-yard net average ranked sixth in the league. Brown nailed 18 of 22 field goals, missing just one inside 50 yards. J.J. Moses ranked fifth in the AFC with a 23.4- yard kickoff return average.

In 2002, Brown connected on 13 field goals from 40-plus yards and Stanley ranked second in the AFC in net average (36.8), leading the confer-

ence with 36 punts inside the 20. The Texans also scored two touchdowns on special teams (punt return, punt block), recovered three fumbles, and yielded just 5.7 yards per punt return, leading the AFC.

Marciano arrived in Houston after spending the previous six seasons in the same capacity with the Tampa Bay Buccaneers. Under Marciano, the Bucs boasted one of the NFC's most consistent special teams units. Tampa Bay blocked 20 kicks, registered nine of the 10 longest punt and kickoff returns in club annals, and recorded 10 NFC Special Teams Player of the Week awards during his six seasons.

Kicker Martin Gramatica posted remarkable numbers during his first three NFL seasons. Gramatica nailed 84 of 101 field-goal attempts (counting play-offs) and earned a Pro Bowl berth in 2000, breaking his own club single-season records in points scored (126), field goals (28), consecutive field goals (16), 50-plus-yard field goals (five), and extra points (42). Also in 2000, Tampa Bay set a team mark and tied a league mark by blocking seven kicks (four field goals, three punts), returning two for touchdowns.

In 1999, linebacker Shelton Quarles broke a 10-year Bucs single-season record with 31 special teams tackles. Tampa Bay opponents averaged just 17.6 yards per kickoff return, which set a club record. In 1998, Marciano's charges set single-season club marks in both kickoff return average (23.7) and punt-return average (13.7). In 1997, the Bucs finished first in the NFL in opponent net punting and opponent field-goal percentage.

Marciano joined the Bucs after spending the previous 10 years as the special teams coach for the New Orleans Saints. For the first nine of those campaigns, he also coached the team's tight ends. During Marciano's New Orleans tenure, he coached three special teams players who were selected for the Pro Bowl (Morten Andersen, Ty-

MARCIANO, JOE

rone Hughes, Bennie Thompson).

Marciano's first professional football job came as the special teams/tight ends coach for the Philadelphia/Baltimore Stars of the USFL, helping the club win two league championships. Marciano joined the Stars after spending 1982 as the tight ends/special teams coach at Temple.

In 1981, Marciano tutored the tight ends for Joe Paterno at Penn State. Marciano also coached wide receivers at Villanova (1980) and Rhode Island (1978-79). He began his college coaching career overseeing the tight ends at East Stroudsburg University in 1977. Marciano coached at Wyoming Area High School in West Pittston, Pa., in 1976.

A native of Dunmore, Pa., Marciano was a quarterback at Temple, where he earned his bachelor's degree in health and physical education. He serves as a spokesperson for Autism Speaks and is very active in the organization's annual fundraising walk held each fall in Houston. Marciano is an avid fisherman who has conducted various fishing tournaments and has appeared on numerous ESPN fishing shows. In 1993, Marciano was inducted into the Northeast Chapter of the Pennsylvania Sports Hall of Fame. He is single and resides in Missouri City with his son, Joseph.

MARCIANO'S COACHING LEDGER

2002-10	Special Teams Coordinator	Houston Texans
1996-01	Special Teams	Tampa Bay Buccaneers
1995	Special Teams	New Orleans Saints
1986-94	Special Teams/Tight Ends	New Orleans Saints
1983-85	Special Teams/Tight Ends	Philadelphia/Baltimore Stars
1982	Special Teams/Tight Ends	Temple
1981	Tight Ends	Penn State
1980	Tight Ends	Villanova
1978-79	Tight Ends	Rhode Island
1977	Tight Ends	East Stroudsburg State

TEXANS COACHES



Bill KOLLAR

ASST. HEAD COACH/DEFENSIVE LINE

2ND YEAR WITH TEXANS - 22ND YEAR IN NFL

Bill Kollar enters his second year as the Texans assistant head coach/defensive line. Kollar, who played eight seasons in the NFL as a defensive lineman, has 22 years of experience coaching in the NFL, including the last 21 as a defensive line coach. Prior to Houston, he spent the previous three years coaching the defensive line in Buffalo.

In his first season with the Texans, Kollar helped the defensive line improve throughout the season. DE Mario Williams led the way once again with 9.0 sacks on the season, earning his second consecutive Pro Bowl trip. Rookie DE Connor Barwin and free agent DE Antonio Smith tied for second on the team with 4.5 sacks apiece. The unit was a key on the defense's overall improvement, helping hold opponents to a mere 84.3 yards per game on the ground over the last 13 contests.

Prior to his stint with Buffalo, Kollar coached the defensive line in St. Louis from 2001-05. In his five years coaching the defensive line in St. Louis, he helped DE Leonard Little emerge as a premier sack artist, with 57 sacks in five seasons. He helped the Rams earn a trip to the Super Bowl in 2001 during his first season with the team.

From 1990-2000, Kollar worked as the Atlanta Falcons defensive line coach. In 1998, the Falcons' defensive line tied for the NFL lead by giving up only six rushing touchdowns and set a team record by allowing an average of 75.2 rushing yards as Atlanta won the NFC Championship and earned a trip to Super Bowl XXXIII.

Kollar, 57, began his coaching career as a defensive assistant/special teams for Tampa Bay in 1984. He spent a year as a graduate assistant at Illinois in 1985 following his year in Tampa Bay. He was promoted to defensive line/special



KOLLAR, BILL

teams coach for the Illini in 1986 and spent two years in that position. Kollar assumed the same role at Purdue from 1988-89 before returning to the NFL.

Kollar was an All-America defensive lineman at Montana State and earned the Most Valuable Player award at the 1974 Senior Bowl. He was se-

lected in the first round (23rd overall) of the 1974 NFL Draft by the Cincinnati Bengals and played eight seasons for Cincinnati and Tampa Bay.

Kollar and his wife, Jan, have two sons, Chad and Clint.

KOLLAR'S COACHING LEDGER

2009-10	Asst. Head Coach/Defensive Line	Houston Texans
2006-08	Defensive Line	Buffalo Bills
2001-05	Defensive Line	St. Louis Rams
1990-00	Defensive Line	Atlanta Falcons
1988-89	Defensive Line/Special Teams	Purdue
1986-87	Defensive Line/Special Teams	Illinois
1985	Graduate Assistant	Illinois
1984	Defensive Line/Special Teams	Tampa Bay Buccaneers

TEXANS COACHES



Ray RHODES

SENIOR DEFENSIVE ASSISTANT

3RD YEAR WITH TEXANS - 30TH YEAR IN NFL

Ray Rhodes enters his third season with the Houston Texans and second as the senior defensive assistant. He spent the 2008 season as the assistant defensive backs coach.

Rhodes works closely with second-year defensive coordinator Frank Bush on all aspects of the defensive game plan and assists defensive backs coach David Gibbs in coaching the secondary with an emphasis on coaching the safety position.

In his first season in his new role, Rhodes helped Bush lead a unit that improved dramatically over the course of the season. Over the last 14 weeks of the season, Houston ranked fourth in the NFL in total defense, allowing just 299.1 yards per game, and second in rushing defense, holding opponents to a scant 84.3 yards per game. SS Bernard Pollard joined the team in Week 3, yet still tied for the team lead with four interceptions and registered a career-high 102 tackles.

In his first year in Houston, Rhodes worked primarily with the safeties, a group that was plagued by injuries and featured six different starting combinations. Free safety Eugene Wilson, who signed late in training camp, emerged as a starter over the second half of the season, finishing in a tie for second on the team with two interceptions and third on the team in tackles with 63 on the year. Veteran Nick Ferguson took over the starting role at strong safety and was fifth on the team with 52 tackles.

Rhodes spent the previous five seasons with the Seattle Seahawks, first as the defensive coordinator and then as special projects/defense. In 2005, Rhodes' role as defensive coordinator was limited due to illness before the season began. He maintained his involvement with the defense,

helping the Seahawks defense lead the league in sacks with 50 and finish second in the NFL in red zone defense (40.4%). Rookie LB Lofa Tatupu earned a trip to the Pro Bowl after that season.

Prior to joining the Seahawks, Rhodes spent two seasons in Denver as defensive coordinator with Texans head coach Gary Kubiak. He helped the defense, ranked 24th in 2000, improved to a number eight ranking in 2001 and number six ranking in 2002. After his first season three players received Pro Bowl nominations (CB Deltha O'Neal, DT Trevor Pryce and LB Al Wilson). In his only season with the Washington Redskins, Rhodes led the defense to end of the season ranking of fourth. Two players from that season, CB Champ Bailey and DE Marco Coleman, earned Pro Bowl bids.



RHODES, RAY

In 1999, Rhodes held the position of head coach, leading the Green Bay Packers to an 8-8 finish. Prior to his time coaching at Lambeau, Rhodes was at the helm in Philadelphia for four seasons. He earned NFL Coach of the Year honors in 1995 when he guided the Eagles to a 10-6 record and an appearance in the NFC Divisional Playoff round.

Rhodes was defensive coordinator for San Francisco's 1994 World Championship team. He led the 49ers defense to an eighth place finish that season, as well as a victory over the San Diego Chargers in Super Bowl XXIX. S Merton Hanks, S Tim McDonlad, CB Deion Sanders and DT Dana Stubblefield all earned Pro Bowl nominations following the 1994 season.

He spent two seasons as defensive coordinator in Green Bay (1992-3) and nine seasons with the 49ers (1983-91) as the defensive backs coach. He began his career as the assistant secondary coach in San Francisco (1981-82).

Rhodes spent two seasons as a running back at TCU (1969-70) before transferring to the University of Tulsa (1972-73). He was selected by the New York Giants in the 10th round of the 1974 NFL Draft. He played wide receiver in his first three NFL seasons, including 1975 when he led all NFC receivers with a 20.7 yards-per-catch average. He was switched to defensive back after two seasons

Rhodes, a Mexia, Texas native, and his wife, Carmen, have four daughters: Detra, Candra, Tynesha and Raven.

RHODES' COACHING LEDGER

2009-10	Senior Defensive Assistant	Houston Texans
2008	Defensive Backs Assistant	Houston Texans
2006-07	Special Projects/Defense	Seattle Seahawks
2003-05	Defensive Coordinator	Seattle Seahawks
2001-02	Defensive Coordinator	Denver Broncos
2000	Defensive Coordinator	Washington Redskins
1999	Head Coach	Green Bay Packers
1995-98	Head Coach	Philadelphia Eagles
1994	Defensive Coordinator	San Francisco 49ers
1992-93	Defensive Coordinator	Green Bay Packers
1983-91	Defensive Backs	San Francisco 49ers
1981-82	Assistant Secondary	San Francisco 49ers

TEXANS COACHES



John BENTON

OFFENSIVE LINE COACH

5TH YEAR WITH TEXANS - 7TH YEAR IN NFL

John Benton enters his fifth season coaching the offensive line for the Houston Texans.

Last season, the line provided protection for the NFL's leading passer, Matt Schaub, who threw for 4,770 yards and 29 touchdowns. Overall, the offense ranked fourth in the league, averaging 383.1 yards per game. The passing attack led the league with an average of 290.9 net yards per game, and the 25 sacks allowed were the fifth-fewest in the league.

Stellar pass protection has been a hallmark of the Texans line under Benton. Despite using eight different starting lineups in 2006, the first season under Benton's tutelage, the Texans offensive line surrendered 25 fewer sacks than in 2005. On the ground, the line improved throughout the year and helped the team average 123.4 rushing yards per game over the second half of the season.

The line was even better in 2007, cutting the sack

total in half from 2006, allowing just 22 on the year, which set a team record. The record-low sack total came while the team attempted a record-high 529 passes, meaning the line allowed a sack on just four percent of pass attempts. The line also paved the way for the team to rush for 1,586 yards and 12 touchdowns.

In 2008, Benton's line featured the same starting lineup for all 16 games, marking the first such occurrence in team history. The line paved the way for rookie running back Steve Slaton to set a franchise record with 1,282 rushing yards, while the 32 sacks allowed were the second-fewest in team history. The 2008 offense was the most productive in Texans history, gaining 6,113 total yards, which ranked third in the NFL.

Benton broke into the NFL as the assistant offensive line coach in 2004. During his first season, the Rams' offensive line was led by Pro Bowl LT Orlando Pace. St. Louis finished the season with an 8-8 regular-season record, but qualified



BENTON, JOHN

for the playoffs. The Rams rushed for 102 yards on their way to a 27-20 win at division rival Seattle in a Wild Card match-up. The offensive line gave Rams quarterbacks enough time to finish fourth in the NFL with 252.3 passing yards per game. The St. Louis ground attack gained 1,496 yards.

Benton was named the Rams' offensive line coach in 2005. His line opened holes for RB Stephen Jackson to rush for more than 1,000 yards for the first time in his career. Rams running backs averaged 1,579 rushing yards during Benton's two years as the line coach. Benton lettered at Colorado State from 1983-86 and earned honorable mention All-WAC accolades during his junior and senior seasons. He was a graduate assistant at Colorado State from 1987-90. His first offensive line job was at California University (Pa.), where he also served as the recruiting coordinator.

Benton returned to his alma mater in 1996. He was the offensive line coach until 2000 and also took over as the co-offensive coordinator in 2000 until 2003. Upon his promotion, Benton looked for tutelage from Denver Broncos offensive coordinator Gary Kubiak. Colorado State emulated the Broncos' power rushing attack.

A Durango, Colo. native, he and his wife Nicole, have two daughters – Gabrielle and Paige. The family resides in Sugar Land.

BENTON'S COACHING LEDGER

2006-10	Offensive Line	Houston Texans
2005	Offensive Line	St. Louis Rams
2004	Assistant Offensive Line	St. Louis Rams
2000-03	Co-Offensive Coordinator/Offensive Line	Colorado State
1996-00	Offensive Line	Colorado State
1990-94	Offensive Line/Recruiting Coordinator	California University (Pa.)
1987-90	Graduate Assistant	Colorado State

TEXANS COACHES



David GIBBS

DEFENSIVE BACKS COACH

2ND YEAR WITH TEXANS - 9TH YEAR IN NFL

David Gibbs enters into his second season with the Houston Texans as defensive backs coach and his ninth season overall coaching in the NFL.

In his first season, Gibbs inherited an injury-plagued Texans secondary that featured eight different starting lineups but managed to turn the unit into one of the best in Texans history. Rookie CB Glover Quin, a fourth-round pick, emerged as a starter early in the year and went on to start 12 games and finish fourth on the team with 64 tackles. SS Bernard Pollard joined the team in Week 3, yet still tied for the team lead with four interceptions and registered a career-high 102 tackles.

Prior to joining the Texans, Gibbs spent the three previous seasons as the defensive backs coach for the Kansas City Chiefs. While in Kansas City, Gibbs' secondary only allowed 208.4 passing yards per game in 2006 and only one 300-yard

passer. Under Gibbs' leadership in 2007, the Chiefs defense allowed 188.9 passing yards per game, which ranked them fifth in the league for pass defense.

Gibbs made his first move to the NFL with the Denver Broncos in 2001, where he coached the safeties. The following season, Gibbs assumed responsibility for the entire defensive backfield, which he coached from 2002-04. While coaching at Denver in 2003, the Broncos ranked fourth in the league in total defense and allowed 176.8 passing yards per game, ranking them sixth in the league. Gibbs left Denver to return briefly to the college ranks in 2005, where he served as the defensive coordinator for Auburn.

Before entering the NFL coaching ranks, Gibbs spent 10 years at the collegiate level. His first coaching stints came in 1991-94, where he spent time at both Oklahoma ('91-92) and Colorado ('93-



GIBBS, DAVID

94) as a graduate assistant. He coached the secondary at Kansas from '95 to '96 and followed then Kansas head coach Glen Mason to Minnesota in 1997 to be the defensive coordinator for the Gophers, making him the youngest defensive coordinator in NCAA Division I-A. He spent the next four seasons with Minnesota before making the jump to the NFL ranks.

Gibbs was a four-year letterman at Colorado as a defensive back, where he earned a share of the National Championship in his senior year when the team defeated Notre Dame in the Orange Bowl.

The Mount Airy, North Carolina native is married to Debbie and has two children, Hudson and Charlie Grace.

GIBBS' COACHING LEDGER

2009-10	Defensive Backs Coach	Houston Texans
2006-08	Defensive Backs Coach	Kansas City Chiefs
2005	Defensive Coordinator/Secondary	Auburn
2003-04	Defensive Backs	Denver Broncos
2002	Defensive Backs/Secondary	Denver Broncos
2001	Defensive Backs/Safeties	Denver Broncos
1997-00	Defensive Coordinator/Secondary	Minnesota
1995-96	Secondary	Kansas
1993-94	Graduate Assistant	Colorado
1991-92	Graduate Assistant	Oklahoma

TEXANS COACHES



Chick HARRIS **RUNNING BACKS COACH** **9TH YEAR WITH TEXANS - 30TH YEAR IN NFL**

Chick Harris enters his ninth season as running backs coach for the Houston Texans. Harris, who along with special teams coordinator Joe Marciano is one of two coaches to have been with the team since its inception, boasts 29 years of NFL coaching experience.

Harris has turned in impressive coaching performances seemingly every year despite a revolving door in the backfield. Last season, the Texans had four backs each rush for at least 250 yards, led by Steve Slaton, who finished with 437 yards in an injury-shortened season. Veteran Ryan Moats rushed for a career-high 390 yards, while rookie Arian Foster flourished late in the year, rushing for 216 of his 257 yards in the last two games.


In 2008, Slaton, then a rookie third-round draft pick, started the final 15 games and won the rookie rushing title with a franchise-record 1,282 yards. Slaton led all AFC players with 1,659 total yards from scrimmage, and his five 100-yard rushing days were also a team single-season record.

In 2007, Harris leaned on 2006 leading rusher Ron Dayne, who produced a team- and career-high 773 yards and six touchdowns. Rookie undrafted free agent Darius Walker came on late in the year and ran for 264 yards over the last four games.

In 2006, Dayne, the 1999 Heisman Trophy winner, led a committee of running backs with 612 yards and five touchdowns, including a career-high 153 yards and two touchdowns to lead Houston to its first-ever win over Indianapolis. Houston was one of three teams to have three different players rush for at least 90 yards in a game, and the Texans were the only team that had a pair

of rookies each top the 90-yard mark in a game.

Harris helped RB Domanick Williams earn the 2003 Diet Pepsi Rookie of the Year award and develop into a two-time 1,000-yard rusher. Williams, drafted in the fourth round in 2003, is the franchise's all-time leading rusher with 3,195 career yards, and his 28 career touchdowns are the most in team history. He holds 27 team records, including the single-season records for rushing yards, with 1,188 in 2004, and rushing yards by a rookie, with 1,031 in 2003.



HOUSTONTEXANS.COM

HARRIS, CHICK

During Harris' seven-year tenure with the Panthers, injuries forced the club to suit up a bevy of running backs, from Tshimanga Biakabutuka to Richard Huntley to Brad Hoover to Fred Lane to Anthony Johnson to Derrick Moore. Harris helped Carolina set an expansion record with seven wins in 1995 and also helped the Panthers reach the NFC Championship Game the following season.

Harris launched his NFL coaching career with the Buffalo Bills in 1981, coaching two seasons. He entered the coaching profession at Colorado State in 1970, coaching three seasons before heading to Long Beach State. After one season at Long Beach, Harris joined the Detroit Wheels of the World Football League in 1974. He then moved on to the University of Washington, where he spent six seasons, helping the Huskies to two bowl wins, including a Rose Bowl triumph over Michigan.

Harris lettered in football and track at Northern Arizona, where he is a member of the Lumberjacks' athletic hall of fame.

Born in Durham, N.C., Harris attended Long Beach (Calif.) Poly High School. He has a son, Tyler, and a daughter, Tarana. Harris and his wife, Karen, have a daughter, Kara. The family lives in Sugar Land.

HARRIS' COACHING LEDGER

2002-10	Running Backs	Houston Texans
1995-01	Running Backs	Carolina Panthers
1994	Offensive Coordinator	Los Angeles Rams
1992-93	Running Backs	Los Angeles Rams
1983-91	Offensive Backfield	Seattle Seahawks
1981-82	Running Backs	Buffalo Bills
1975-80	Defensive Backs	Washington
1974	Wide Receivers	Detroit Wheels (World Football League)
1973	Wide Receivers	Long Beach State
1970-72	Wide Receivers	Colorado State

TEXANS COACHES



Johnny HOLLAND

LINEBACKERS COACH

5TH YEAR WITH TEXANS - 16TH YEAR IN NFL

Johnny Holland enters his fifth year with the Houston Texans as the linebackers coach after spending the previous three seasons with the Detroit Lions. Holland, who starred on the field for the Green Bay Packers for seven years, enters his 16th season as a coach in the NFL.

Holland's linebacking corps continues to be led by two-time Pro Bowl MLB DeMeco Ryans. Ryans became the franchise's all-time leading tackler in 2009 and has amassed 518 tackles in his first four seasons. Holland coached his second Associated Press Defensive Rookie of the Year in 2009, helping SLB Brian Cushing garner the award as well as a Pro Bowl selection. Cushing led the team with 133 tackles, tied for the team lead with four interceptions and had 4.0 sacks. Cushing joined Ryans, the 2006 winner, making the duo the first teammates to have both won the award since Peter Boulware (1997) and Terrell Suggs (2003) of the Baltimore Ravens.

In 2008, Ryans led the team for the third consecutive season with 112 tackles and he moved into first on the franchise career solo tackle list with 310, topping Jamie Sharper's total of 300 solos from 2002-04. Second-year linebacker Zac Diles had a stellar start to the year and finished second on the team with 66 tackles despite missing the final eight games with a broken leg. Rookie Xavier Adibi earned All-Rookie honors after tallying 34 tackles, all of which came in the last half of the season.

In 2007, Ryans was elected to start the 2008 Pro Bowl and earned second-team Associated Press All-Pro recognition after leading the team with 127 tackles, including 98 solo stops, two sacks and an interception, a forced fumble and three fumble recoveries. WLB Morlon Greenwood registered his fourth consecutive 100-tackle season, finishing second on the team with 118 stops, including 90 solos, to go along with a sack, a forced fumble and an interception.



HOLLAND, JOHNNY

In his first year with the team, Holland helped Ryans earn AP Defensive Rookie of the Year honors after one of the greatest seasons by a rookie defender in league history. Under Holland's guidance, Ryans led the NFL in solo tackles with 126, and his 156 total tackles were more than any rookie in the previous 20 years. Ryans also recorded 3.5 sacks, an interception, a forced fumble, a fumble recovery, and eight pass deflections. With the addition of Ryans, Greenwood slid outside and finished second on the team with 110 tackles.

In 2005, Holland's first year as linebackers coach with the Lions, the unit was ravaged by injuries with four linebackers ending the season on injured reserve, including Boss Bailey and Earl Holmes, who entered the season as starters. Holland molded his group into a solid unit and helped the defense hold opposing offenses under 300 total yards in five of the team's last seven games.

In 2003-04, Holland was a defensive assistant for the Lions, helping Texans defensive coordinator Richard Smith coach the linebackers. Holland began his coaching career as a defensive quality control coach for the Green Bay Packers from 1995-97 before coaching special teams in 1998 and linebackers in 1999. While on Mike Holmgren's staff in Green Bay, he helped lead the Packers to back-to-back NFC Championships following the 1995 and 1996 seasons and a World Championship in Super Bowl XXXI.

In 2000, Holland re-joined Holmgren in Seattle, where he served as the assistant special teams/assistant strength and conditioning coach. From 2001-02, he returned to his more familiar role as linebackers coach for the Seahawks.

A native of Hempstead, Texas, Holland was a four-year letterman and three-year starter at Texas A&M. He led the Aggies' vaunted "Wrecking Crew" defense in tackles in each of his final three seasons in College Station before moving on to the NFL as a second round draft choice by the Packers in 1987. Holland posted six consecutive seasons with at least 100 tackles for Green Bay before retiring in 1994. In 1993, after suffering a neck injury in 1992, he led the team in tackles with 145 and helped guide the Packers to their first playoff birth in 11 years.

Holland was enshrined in the Texas A&M Hall of Fame in 1993 and was inducted into the Cotton Bowl Hall of Fame in 2000. In July, 2001, he was inducted into the Green Bay Packers Hall of Fame.

Holland and his wife, Faith, have a son, Jordan, and a daughter, Joli.

HOLLAND'S COACHING LEDGER

2006-10	Linebackers	Houston Texans
2005	Linebackers	Detroit Lions
2003-04	Defensive Assistant	Detroit Lions
2001-02	Linebackers	Seattle Seahawks
2000	Asst. Special Teams/Asst. Strength & Conditioning	Seattle Seahawks
1999	Linebackers	Green Bay Packers
1998	Special Teams	Green Bay Packers
1995-97	Defensive Quality Control	Green Bay Packers

TEXANS COACHES



Larry KIRKSEY

WIDE RECEIVERS COACH

4TH YEAR WITH TEXANS - 14TH YEAR IN NFL

Larry Kirksey enters his fourth year as the wide receivers coach for the Texans. He brings over a decade of experience to coaching wide receivers. He has coached three receivers, Jerry Rice (1,549), Jimmy Smith (862) and Terrell Owens (1,006), that have over 850 receptions in their career.

Kirksey's star pupil in Houston is four-time Pro Bowl WR Andre Johnson. In three seasons under Kirksey's tutelage, Johnson has averaged an NFL-best 97.4 yards per game and has led the league in receiving yards each of the last two years while leading in receptions in 2008. Johnson joined Rice as the only receivers in NFL history to lead the league in receiving yards in consecutive seasons and joined Marvin Harrison as the only receivers to surpass 1,500 yards in back-to-back years.

The receiving corps was a team strength in 2009 as the Texans led the NFL in passing offense at 290.9 yards per game. In addition to Johnson, Kevin Walter caught 53 passes for 611 yards while Jacoby Jones emerged as a big-play threat, averaging a touchdown every 4.5 receptions. Fourth-year pro David Anderson turned in a career year with 38 receptions for 370 yards.

In 2008, Johnson led the NFL in receptions, with 115, and receiving yards, with 1,575. Both were career highs for the franchise's all-time leading receiver, who earned Associated Press first-team All-Pro honors and started for the AFC in the Pro Bowl. Johnson teamed with Walter for the most prolific receiving tandem in the league. The pair combined for 2,474 receiving yards. Walter's 899 yards were a career high for him. Both also matched the franchise record for receiving touchdowns with eight apiece.

In his first year with the Texans, Kirksey oversaw a group that had three players top 700 receiving yards, making Houston one of just four teams to achieve that feat. The unit's depth was tested when Johnson missed seven games due to injury, but fellow receivers Walter and Andre Davis stepped up to fill the void. Walter set career highs in receptions, with 65, yards, with 800, and touchdowns, with four. His 65 catches led the team and he was second in receiving yards. Davis emerged as one of the best deep threats in the NFL, averaging nearly 18 yards per catch. Despite playing in just nine games, Johnson once again led the team in receiving yards, with 851, and touchdowns, with eight.

Kirksey spent the 2006 season as an asst. head coach/running backs at Middle Tennessee State. The Blue Raiders won the Sun Belt title on their way to the Motor City Bowl.

Kirksey spent the 2004 season in Denver as a volunteer coach for the Broncos. He spent 2003 as the wide receivers coach with the Jacksonville Jaguars. During his time in Jacksonville, Jimmy Smith led the team with 54 receptions while missing four games.

He spent the 2001-02 season in Detroit. During the 2001 season, Johnnie Morton finished the year 12th in the NFL with 1,154 receiving yards. The Lions finished sixth in the league with 224.8 yards per game.

Kirksey, a Kentucky native, was an assistant head coach in charge of the wide receivers at Texas A&M in 2000. That year, he helped lead the Aggies to a berth in the Independence Bowl while injecting hints of the West Coast offense.

In 1994, Kirksey began his NFL coaching career

HOUSTONTEXANS.COM



KIRKSEY, LARRY

with the responsibility of coaching the NFL's all-time reception and receiving yards leader Jerry Rice. Under Kirksey, Rice set an NFL record with 1,848 receiving yards, while setting a career high of 122 receptions in 1995. From 1994-99 Rice caught 606 passes for 6,666 yards. Kirksey's receivers helped set a Super Bowl record in Super Bowl XXIX with six touchdown catches, including three by Rice.

From 1990 to 93, Kirksey coached running backs for Alabama, where he helped lead the Crimson Tide to a national championship in 1992. Kirksey's running back corps led the SEC in rushing that season with an average of 252 yards per game. He coached running backs at the University of Florida under Charlie Pell and Galen Hall from 1984 to 88. During his tenure at Florida, he coached star running backs Lorenzo Hampton, Neal Anderson, John L. Williams, and Emmitt Smith. After leaving Florida, Kirksey spent one year as running backs coach at Pittsburgh.

Prior to joining the Gators, Kirksey gained valuable experience by taking over head coaching du-

ties at Kentucky State in 1983.

Kirksey got his start in coaching when he became the wide receiver/tight end coach at Miami of Ohio in 1974 and remained with the Redskins for three seasons before joining the staff at Kentucky. He also coached wide receivers and tight ends for the Wildcats from 1977 to 1981, then spent the 1982 campaign coaching the same positions at Kansas.

Kirksey earned a bachelor's degree from Eastern Kentucky in 1974, where he was a four-year letterman and three-year starter at wide receiver. As a senior, he earned all-conference honors. Kirksey was out of coaching in 2005 while serving as deputy executive director of the Kentucky Sports Authority.

He and wife Anita have two children, Jessica and Jared.

KIRKSEY'S COACHING LEDGER

2007-10	Wide Receivers	Houston Texans
2006	Asst. Head Coach/Running Backs	Middle Tennessee State
2004	Asst. Special Teams/Volunteer	Denver Broncos
2003	Wide Receivers	Jacksonville Jaguars
2001-02	Wide Receivers	Detroit Lions
2000	Asst. Head Coach/Wide Receivers	Texas A&M
1994-99	Wide Receivers	San Francisco 49ers
1990-93	Running Backs	Alabama
1989	Running Backs	Pittsburgh
1984-88	Running Backs	Florida
1983	Head Coach	Kentucky State
1982	Wide Receivers/Tight Ends	Kansas
1977-81	Wide Receivers/Tight Ends	Kentucky
1974-76	Wide Receivers/Tight Ends	Miami (OH)

TEXANS COACHES



Greg KNAPP

QUARTERBACKS COACH

1ST YEAR WITH TEXANS - 16TH YEAR IN NFL

The Houston Texans named Greg Knapp the team's quarterbacks coach on Jan. 27, 2010.

The 47-year-old Knapp is entering his 16th season in the NFL as a coach, including the last nine seasons as an offensive coordinator. Overall, Knapp is entering his 25th year in coaching.

Knapp is already very familiar with Texans quarterback Matt Schaub, whom he coached from 2004-06 as the offensive coordinator in Atlanta after the Falcons drafted Schaub in the third round of the 2004 NFL Draft. Under Knapp's tutelage, Schaub developed into one of the most sought-after players in the NFL. Knapp's Falcons offense featured the best rushing attack in the league, averaging 169.9 yards per game on the ground from 2004-06.

During his 15 years on the offensive side of the ball in the NFL, his quarterbacks have participated in the Pro Bowl nine times. San Francisco's Steve Young and Jeff Garcia played in the game from 1995-98 and 2000-02, respectively; and Michael Vick represented the Atlanta Falcons from 2004-05.

Knapp spent last season as the offensive coordinator for the Seattle Seahawks and guided an attack that averaged 316.8 yards per game, including 218.9 per game through the air. Quarterback Matt Hasselbeck passed for 216.4 yards per game and finished with 3,029 yards on the year with 17 touchdowns as he bounced back from an injury-shortened 2008 campaign.

Knapp joined the Seahawks after two seasons as the offensive coordinator for the Oakland Raiders (2007-08). In his first year, the Raiders averaged 294.8 yards per game despite starting four different quarterbacks over the course of

the season. In 2008, the Oakland offense averaged 272.3 yards per game, including a rushing attack that ranked 10th in the NFL with an average of 124.2 yards per game.

Knapp began his NFL coaching career with San Francisco in 1998 as the 49ers quarterbacks coach. Under his guidance from 1998-99, quarterback Steve Young concluded his Hall of Fame career with a passer rating of 95.5 over his last two years. In 2000, quarterback Jeff Garcia took over the reins of the Niners' offense and threw for a career-high and team-record 4,278 yards and 31 touchdowns.



HOUSTONTEXANS.COM

KNAPP, GREG

Knapp was promoted to San Francisco's offensive coordinator in 2001 and held that position through 2003. In his three years as the play-caller, the 49ers averaged 355.8 yards per game, which ranked fifth in the league. Garcia threw for an average of 213.0 yards per game and posted a passer rating of 87.4 in Knapp's offense.

A native of Seal Beach, Calif., Knapp played quarterback at Sacramento State from 1982-85.

He started his coaching career in 1986 at his alma mater and remained there through 1994. He coached the Hornets running backs from 1986-89 and wide receivers from 1989-90 before being promoted to assistant head coach and offensive coordinator from 1991-94.

Knapp and his wife Starla have one daughter, Jordan.

KNAPP'S COACHING LEDGER

2010	Quarterbacks	Houston Texans
2009	Offensive Coordinator	Seattle Seahawks
2007-08	Offensive Coordinator	Oakland Raiders
2004-06	Offensive Coordinator	Atlanta Falcons
2001-03	Offensive Coordinator	San Francisco 49ers
1998-2000	Quarterbacks	San Francisco 49ers
1995-97	Offensive Quality Control	San Francisco 49ers
1991-94	Offensive Coordinator	Sacramento State
1989-90	Wide Receivers	Sacramento State
1986-89	Running Backs	Sacramento State

TEXANS COACHES



Brian PARIANI **TIGHT ENDS COACH** **5TH YEAR WITH TEXANS - 20TH YEAR IN NFL**

Brian Pariani enters his fifth season with the Houston Texans as the tight ends coach. Pariani is responsible for one of the more utilized units in the Texans' new offensive scheme. Under Pariani's guidance, Owen Daniels has established himself as one of the best young tight ends in the NFL.

Daniels earned his first Pro Bowl trip in 2008 while under Pariani's watch and was on pace for a second all-star nod in 2009 before his season was cut short by injury. The fourth-year pro caught 40 passes for 519 yards and five touchdowns before suffering a season-ending knee injury in the eighth game of the year.

Despite the loss of Daniels, the tight end position remained a vital cog in the league's top-ranked passing attack. Joel Dreessen put together a career year, catching 26 passes for 320 yards and a touchdown. Rookies James Casey and Anthony Hill combined to catch seven passes for 73 yards as well.

In 2008, Daniels caught 70 passes for 862 yards, both career highs, and two touchdowns. He ranked among the top five AFC tight ends in receptions, receiving yards, first downs (46), yards per catch (12.3) and yards per game (53.9). In addition to Daniels' stellar year, Dreessen caught 11 passes for 77 yards on the year.

In 2007, Pariani's tight ends had the most productive year in team history, combining to catch 73 pass for 859 yards and six touchdowns. They were led by Daniels, who was sixth among NFL tight ends with 63 receptions for 768 yards and three touchdowns. Nearly 70 percent of Daniels' receptions (44 of 63) went for first downs, which ranked fourth in the league among tight ends. Dreessen caught four passes for 55 yards and

the first two touchdowns of his career.

In his first season with Houston, Pariani developed Daniels, a fourth-round draft choice, into the most productive rookie tight end in the NFL and a first-team PFWA/Pro Football Weekly all-rookie selection. Daniels set the Texans rookie record with five receiving touchdowns, which matched wide receiver Andre Johnson for the team lead. Daniels finished his first year with 34 catches for 352 yards and five touchdowns, all of which were first among rookie tight ends.



PARIANI, BRIAN

The move to Houston returned Pariani to the pro coaching ranks after spending the 2005 season as the offensive coordinator at Syracuse University. He spent 1995-04 coaching the tight ends with the Denver Broncos alongside Texans head coach Gary Kubiak. Before his time with the Broncos he coached with the San Francisco 49ers from 1991-94. Pariani teamed with Kubiak to bring the 49ers a Super Bowl championship in 1994.

Having coached with the Broncos in Super Bowl XXXII and XXXIII and with the San Francisco 49ers in Super Bowl XXIX, Pariani is one of only seven coaches in the NFL to have won World Championships with teams from both conferences.

While with the Broncos, Pariani coached Shannon Sharpe, the leading receiving tight end in NFL history. Sharpe led the NFL in receptions by a tight end from 1996-98 averaging 73 catches over the three year span. Sharpe totaled 425 receptions for 5,373 yards and 38 touchdowns with Pariani. Sharpe retired in 2004 finishing his career with eight Pro Bowl selections. He retired as the NFL career record holder at the tight end position for receptions, with 815, and yards, with 10,060, and 62 touchdowns. On October 20, 2002, Sharpe set an NFL record with 214 receiving yards by a tight end in a 37-34 OT win at Kansas City.

During his time in Denver, Pariani's tight ends combined for 859 receptions and 9,948 receiving yards, most in the NFL over that 10-year period. In 2001, Pariani's unit combined to catch 100 passes, sending Dwayne Carswell to his first Pro Bowl.

On the ground, Pariani's group helped lead the way for Denver runners to rush for 22,483, most in the NFL from 1995-04. Bronco running backs topped the 1,000-yard mark nine times during Pariani's tenure in the Mile High City.

In 1990 Pariani served as a scouting assistant with the San Francisco 49ers before being promoted to offensive coaches assistant in 1991. The 49ers offense led the league in total yards in 1992 and 93, and scored a team-record 505 points and 62 touchdowns in 1994 en route to a Super Bowl title. After earning his bachelor's degree in political science from UCLA in 1989, Pariani began his career as a graduate assistant at his alma mater.

Pariani was born in San Francisco and was a three sport athlete at Marin Catholic High School in Kentfield, Calif. Pariani and his wife, Stephanie, have two daughters, Jessica and Gianna. The family resides in Houston.

PARIANI'S COACHING LEDGER

2006-10	Tight Ends	Houston Texans
2005	Offensive Coordinator	Syracuse
1995-04	Tight Ends	Denver Broncos
1991-94	Offensive Coaches Assistant	San Francisco 49ers
1990	Scouting Assistant	San Francisco 49ers
1989	Offensive Graduate Assistant	UCLA

TEXANS COACHES



Frank POLLACK

ASST. OFFENSIVE LINE

4TH YEAR WITH TEXANS - 4TH YEAR IN NFL

Frank Pollack is in his fourth year as the Texans assistant offensive line coach. Pollack will continue to work closely with offensive line coach John Benton to mold the Texans front five.

Last season, the line provided protection for the NFL's leading passer, Matt Schaub, who threw for 4,770 yards and 29 touchdowns. Overall, the offense ranked fourth in the league, averaging 383.1 yards per game. The passing attack led the league with an average of 290.9 net yards per game, and the 25 sacks allowed were the fifth-fewest in the league.

In 2008, the Texans line featured the same starting lineup for all 16 games, marking the first such occurrence in team history. The line paved the way for rookie running back Steve Slaton to set a franchise record with 1,282 rushing yards, while the 32 sacks allowed were the second-fewest in team history. The 2008 offense was the most productive in Texans history, gaining 6,113 total yards, which ranked third in the NFL.

In his first year with the Texans, Pollack helped mold an offensive line that became the best in team history in terms of pass protection. The line cut its 2006 sack total nearly in half, from 43 to just 22 in 2007, allowing a sack on just four percent of the team's pass attempts. On the ground, the line helped RB Ron Dayne to a team- and career-high 773 yards and six touchdowns.

Pollack's first collegiate coaching position was at his alma mater, Northern Arizona, in 2005 as the co-offensive line coach working specifically with the tackles and tight ends. He was promoted to the offensive line coach in 2006 where the Lumberjacks produced the Big Sky Player of the Year and Newcomer of the Year. The Northern Arizona offense led the conference in scoring (34.4) and passing (267.2) and finished second in rushing (137.9). Their points per game were fourth in the Division 1-AA.

Pollack was a sixth-round selection by the San Francisco 49ers in 1990. He played by the Bay from 1990-91 before moving to Denver where he played from 1992-93 before ending his career with the 49ers from 1994-98. He finished his career with 90 career games and one Super Bowl Championship with San Francisco in 1994.

Pollack attended Greenway High School in Phoenix and graduated from Northern Arizona with a degree in advertising in 1990. He and his wife, Wendy, have two sons, Frankie and Carter.

POLLACK'S COACHING LEDGER

2007-10	Asst. Offensive Line	Houston Texans
2006	Offensive Line	Northern Arizona
2005	Co-Offensive Line	Northern Arizona

TEXANS COACHES



Robert SALEH

ASST. LINEBACKERS COACH

5TH YEAR WITH TEXANS - 5TH YEAR IN NFL

Robert Saleh enters his fifth season with the Houston Texans and his second as assistant linebackers coach.

Saleh served as a defensive assistant for the previous three years, handling the quality control aspects of the defense. He has worked closely with linebackers coach Johnny Holland during on-field drills for the past four seasons, but has taken on increased responsibility in his current role.

The linebackers were regarded as the strongest group on a rapidly improving defense in 2009, led by the Pro Bowl duo of MLB DeMeco Ryans and SLB Brian Cushing. The 2006 and 2009 Associated Press Defensive Rookies of the Year, respectively, led the team in tackles and were the only teammates to both rank among the league's top 10 tacklers.

Saleh joined the Texans as a coaching intern during the 2005 season after spending the previous three seasons coaching at the collegiate level. He spent time at the University of Georgia in 2005, where head coach Mark Richt tabbed him as a defensive assistant.

Saleh spent the 2004 season as a defensive assistant for Central Michigan University, where he worked primarily with the defensive line and defensive backs.

Prior to his season at Central Michigan, Saleh spent two seasons at Michigan State (2002-03) as an offensive assistant for former head coach Bobby Williams and a defensive assistant for head coach John L. Smith. Saleh is a native of Dearborn, Mich. and attended Northern Michigan University, where he started at tight end for four seasons.

Saleh resides in Pearland with his wife, Sanaa.



SALEH'S COACHING LEDGER

2009-10	Assistant Linebackers Coach	Houston Texans
2006-08	Defensive Assistant	Houston Texans
2005	Coaching Intern	Houston Texans
2005	Defensive Assistant/Linebackers	Georgia
2004	Defensive Assistant/Defensive Line	Central Michigan
2003	Defensive Assistant/Defensive Line	Michigan State
2002	Offensive Assistant/Tight Ends	Michigan State



HOUSTONTEXANS.COM

TEXANS COACHES



Perry CARTER

ASSISTANT DEFENSIVE BACKS COACH

5TH YEAR WITH TEXANS - 5TH YEAR IN NFL

Perry Carter enters his fifth season as a coach with the Texans and first as assistant defensive backs coach.

Carter will work under Texans defensive coordinator Frank Bush, and works primarily with defensive backs coach David Gibbs. He also worked with the defensive backs in his previous role as defensive assistant, which he held for the previous four seasons.

He originally joined the Texans staff through the NFL's Minority Coaching Fellowship program during the 2006 training camp. Carter began his coaching career in 2004 as the secondary coach at Texas A&M-Commerce. He worked in private business in 2005, then returned to coaching with NFL Europa's Hamburg Sea Devils as a defensive backs/defensive assistant in the summer of 2006. Carter also worked with the special teams in Hamburg.

The 38-year-old Carter, a native of McComb, Miss., earned four letters playing cornerback at Southern Mississippi from 1990-94. Carter was drafted by the Arizona Cardinals in the fourth round (107th pick overall) of the 1994 NFL Draft, and went on to play for the Kansas City Chiefs in 1995 and the Oakland Raiders from 1996-98. Carter also played five seasons in the Canadian

Football League with the Edmonton Eskimos (2000-01), Montreal Alouettes (2002) and British Columbia Lions (2003-04).

Carter and his wife, Nicole, live in Houston with their daughter Brax and son Perry, Jr.



CARTER'S COACHING LEDGER

2006-10	Defensive Assistant	Houston Texans
2006	Defensive Backs/Defensive Assistant	Hamburg Sea Devils
2004	Secondary	Texas A&M-Commerce

TEXANS COACHES



Marc LUBICK

OFFENSIVE ASSISTANT

1ST YEAR WITH TEXANS - 3RD YEAR IN NFL

Marc Lubick was hired as a Texans offensive assistant on Feb. 11, 2010. He was the tight ends coach and recruiting coordinator at Colorado State University before joining the Texans.

Lubick, 32, previously spent 10 seasons in coaching and eight seasons at CSU. He was named to Rams head coach Steve Fairchild's staff on Dec. 12, 2007. Lubick spent three seasons as CSU's wide receivers coach from 2005-07. During that time, he coached Texans wide receiver David Anderson, a seventh-round draft pick in 2006, along with 2007 NFL free agent signee Dustin Osborn.

A former prep quarterback and college safety, Lubick launched his coaching career in 2000 as a defensive student assistant at CSU. Working with the Rams' secondary, he had the opportunity to assist in the development of stalwart performers Jason and Justin Gallimore, standout Aaron Sprague and honors-winner Dexter Wynn.

During the 2002 season, Lubick was an academic graduate assistant coach at CSU, working with the team's wide receivers.

Lubick then worked in the NFL with Fairchild on

Mike Martz's St. Louis Rams staff as a scouting assistant for two seasons (2003-04) before returning to CSU in the spring of 2005.

A defensive back at Montana State from 1996-99, Lubick earned academic all-conference honors three times. He played quarterback and defensive back at Fort Collins High School from 1993-95.

Lubick's father, Sonny, is considered the most successful head football coach in CSU history, and in addition to working at Miami (Fla.), also served as an assistant at Stanford, Colorado State and Montana State. He also was the head coach at Montana State from 1978-81. Marc's brother, Matt, is the wide receivers coach and recruiting coordinator/pass game coordinator at Duke.

In 2006, Marc began a successful but difficult year-long battle with a rare form of cancer, fighting through months of chemotherapy and inspiring his family, players and fellow coaches.

A 2001 graduate of Colorado State, he has a bachelor's degree in health and exercise science.

LUBICK'S COACHING LEDGER

2010	Offensive Assistant	Houston Texans
2008-09	Tight Ends/Recruiting Coordinator	Colorado State
2005-07	Wide Receivers	Colorado State
2003-04	Scouting Assistant	St. Louis Rams
2002	Academic Graduate Assistant	Colorado State
2000-01	Defensive Student Assistant	Colorado State

TEXANS COACHES



Bruce MATTHEWS

OFFENSIVE ASSISTANT

2ND YEAR WITH TEXANS - 2ND YEAR IN NFL

Bruce Matthews enters his second season on the Texans' coaching staff and will assist the offensive staff in player evaluation and game preparation.

Matthews, 48, is in his second year as a coach after a Hall of Fame career as a player. He played 19 seasons in the NFL, all with the Houston Oilers/Tennessee Oilers/Tennessee Titans franchise. Matthews was the most decorated lineman in league history and was inducted into the Pro Football Hall of Fame in 2007, his first year of eligibility. He tied a league record with 14 consecutive Pro Bowl selections and was a nine-time first-team All-Pro. Matthews was selected as a guard to the NFL's All-Decade Team for the 1990s and was one of two players to start every game during the decade.

At the time of his retirement in 2001, Matthews had played in more games (296) than any non-kicker in NFL history and more seasons (19) than any offensive lineman. He never missed a game due to injury. During the course of his career, Matthews started at all five positions along the line, making him arguably the most versatile lineman of all time. His number 74 was retired by the Titans, and he was inducted into the franchise's hall of fame in 2002.

Following his retirement as a player, Matthews served as a volunteer coach at Elkins High School in Missouri City, Texas, and coached

youth football. Matthews was drafted by the Oilers with the ninth overall pick of the 1983 NFL Draft out of Southern California, where he was an All-American guard. He attended Arcadia (Calif.) High School.

Matthews was born in Raleigh, N.C., before moving to Chicago and eventually Los Angeles. He and his wife, Carrie, live in Sugar Land. The couple has seven children: Steven, Kevin, Marilyn, Jake, Michael, Luke and Gweneth.



MATTHEWS' COACHING LEDGER

2009-10

Offensive Assistant

Houston Texans



HOUSTONTEXANS.COM

TEXANS COACHES



Cedric SMITH

STRENGTH & CONDITIONING COACH

1ST YEAR WITH TEXANS - 11TH YEAR IN NFL

Cedric Smith enters his first season with the Texans after being hired on Feb. 8, 2010. Smith just completed his third season as Kansas City's strength and conditioning coach after spending six years as an assistant strength coach with the Denver Broncos (2001-06).

As Kansas City's strength and conditioning coach, Smith was responsible for overseeing the Chiefs year-round conditioning efforts. The former NFL fullback implemented a vigorous off-season program that not only puts an emphasis on strength training and cardiovascular endurance, but also focuses on enhancing speed and flexibility. Smith supervised the club's personalized in-season training regimen.

Prior to joining the Broncos, Smith was a fitness manager and consultant with Gold's Gym in Phoenix for two years ('99-00) after concluding a successful seven-year NFL playing career. During his professional playing tenure, Smith enjoyed stints with Arizona ('96-98), Washington ('94-95), New Orleans ('91) and Minnesota ('90). He finished his NFL career with 40 carries for 100 yards (2.5 avg.) with two touchdowns and 20 receptions for 141 yards (7.1 avg.) with two scores. He also had five kickoff returns for 83 yards (16.6 avg.). He originally entered the NFL as the second of Minnesota's two fifth-round selections (131st overall) in the '90 NFL Draft. Smith appeared in 15 games for the Vikings as a rookie, opening holes for RB Herschel Walker.

Smith enjoyed his finest NFL campaign in 1994 with Washington. He played in 14 games (eight starts), rushing 10 times for 48 yards (4.8 avg.) and catching 15 passes for 118 yards (7.9 avg.).

Prior to entering the NFL, Smith was a three-year starter at fullback at the University of Florida where he paved the way for running back Emmitt Smith, the NFL's all-time leading rusher. Serving as a fullback for the Gators, he finished his collegiate career with 20 starts, carrying the ball 102 times for 300 yards (2.9 avg.) with four TDs and catching 11 passes for 77 yards (7.0 avg.). He was a three-time Academic All-Southeastern Conference selection.

Before enrolling at Florida, Smith was named All-Alabama as a fullback at Enterprise High School in Enterprise, Ala. Smith graduated from the University of Florida with a degree in Health Sciences in 1990. He has five children: Chandler, Canyon, Cole, Cameron and Cerraya.



SMITH'S COACHING LEDGER

2010	Strength & Conditioning	Houston Texans
2007-09	Strength & Conditioning	Kansas City Chiefs
2001-06	Assistant Strength & Conditioning	Denver Broncos



HOUSTONTEXANS.COM

TEXANS COACHES



Matt SCHIOTZ

ASST. STRENGTH & CONDITIONING COACH
2ND YEAR WITH TEXANS - 11TH YEAR IN NFL

Matt Schiotz is in his second season as the Texans' assistant strength & conditioning coach. He will assist head strength & conditioning coach Cedric Smith.

In 2007, Schiotz was appointed by the Miami Dolphins to direct the team's strength and conditioning program.

Schiotz joined the Dolphins after spending the previous five seasons (2002-06) as the assistant strength & conditioning coach with the San Diego Chargers. He also served in that capacity with the Washington Redskins in 2001.

Schiotz got his start in the coaching profession when he served as an intern in the strength room of the Kansas City Chiefs in 1994. From 1995-96, he was a graduate assistant at the University of Kansas. He then spent the 1997 season assisting with the Chiefs' strength program before being named the strength and conditioning coach at the University of Southern California in 1998, a role in which he served the next three years (1998-2000).

A native of Menomonie, Wisc., Schiotz earned his degree in exercise science from the University of Wisconsin-La Crosse in 1994 and his master's degree in exercise physiology and nutrition from the University of Kansas in 1997. Schiotz is a certified strength and conditioning specialist (CSCS) by the national Strength and Conditioning Association (NSCA). He is also certified in the Functional Movement Screen (MFS).



SCHIOTZ'S COACHING LEDGER

2009-10	Assistant Strength & Conditioning	Houston Texans
2007	Head Strength & Conditioning	Miami Dolphins
2002-06	Assistant Strength & Conditioning	San Diego Chargers
2001	Assistant Strength & Conditioning	Washington Redskins
1998-2000	Head Strength & Conditioning	University of Southern California
1997	Assistant Strength & Conditioning	Kansas City Chiefs
1995-96	Graduate Assistant	University of Kansas
1994	Intern	Kansas City Chiefs



HOUSTONTEXANS.COM

STAFF DIRECTORY

EXECUTIVE MANAGEMENT

Robert C. McNair
Philip Burguières
D. Cal McNair
Rick Smith
Jamey Rootes
Gary Kubiak
Scott Schwinger

Suzie Thomas

Marilan Logan
Chris Olsen
Ryan Reichert
Lloyd Richards
John Schriever
Greg Watson

Chairman, Chief Executive Officer
Vice Chairman
Vice Chairman
General Manager
President
Head Coach
Senior Vice President, Treasurer and Chief Financial Officer
Senior Vice President, General Counsel and Chief Administrative Officer
Vice President and Controller
Vice President, Football Administration
Vice President, Security
Vice President, Football Operations
Vice President, Ticketing and Event Management
Vice President, Finance

EXECUTIVE ASSISTANTS

Becky Virtue
Georgie Jozwiak
Kim Phillips
Rita Daniels
Bonny Marshall
Lydia Launey
Sue Anna O'Hara

Executive Assistant to Robert C. McNair
Executive Assistant to Philip Burguières
Executive Assistant to Gary Kubiak
Executive Assistant to Rick Smith
Executive Assistant to Jamey Rootes
Executive Assistant to Scott Schwinger
Executive Assistant to Suzie Thomas/
Office Services Administrator

FOOTBALL OPERATIONS

Gary Kubiak
Bill Kollar
Rick Dennison
Frank Bush
Joe Marciano
Ray Rhodes
John Benton
Perry Carter
David Gibbs
Chick Harris
Johnny Holland
Larry Kirksey
Greg Knapp
Brian Pariani
Frank Pollack
Robert Saleh

Head Coach
Assistant Head Coach/Defensive Line
Offensive Coordinator
Defensive Coordinator
Special Teams Coordinator
Senior Defensive Assistant
Offensive Line Coach
Assistant Defensive Backs Coach
Defensive Backs Coach
Running Backs Coach
Linebackers Coach
Wide Receivers Coach
Quarterbacks Coach
Tight Ends Coach
Assistant Offensive Line Coach
Assistant Linebackers Coach



HOUSTONTEXANS.COM

STAFF DIRECTORY

Marc Lubick
Bruce Matthews
Cedric Smith
Matt Schiotz
Brian Gardner
Bobby Grier
Kevin Murphy
Larry Wright
Dale Strahm
Mike Maccagnan
Ed Lambert
Mike Ackerley
Jon Carr
Ryan Cavanaugh
Mike Martin
Bob Merritt
Nathan Trott
Geoff Kaplan

Roland Ramirez

Reggie Barnes
Jay Brunetti
Christian Snell
Mike Parson
Joe Malota
Bob Ford
Tim Brog
Sean Washington
Khalil Reed
Kevin Krajcovic
Don Zullick
Doug West
Amber Davies
Mari Jo Kohler
Susan Wilbanks
Dr. Michael Chang
Dr. Steve Flores .
Dr. Dana Harper, D.C.
Dr. David Lintner
Dr. Walter Lowe
Dr. James Muntz
Dr. Tom O'Brien
Dr. Chris Sanders, D.C.

Offensive Assistant
Offensive Assistant
Head Strength and Conditioning Coach
Assistant Strength and Conditioning Coach
Director of Pro Personnel
Associate Director of Pro Personnel
Pro Scout
Pro Scout
Director of College Scouting
Assistant Director of College Scouting
National Scout
College Scout
College Scout
College Scout
College Scout
College Scout
Director of Sports Medicine/
Head Athletic Trainer
Assistant Athletic Trainer/
Coordinator of Rehabilitation
Assistant Athletic Trainer
Director of Equipment Services
Equipment Services Assistant
Equipment Services Assistant
Director of Video Operations
Assistant Director of Video Operations
Video Operations Assistant
Director of Player Development
Security/Player Development Coordinator
Football Administration Analyst
Football Administration Coordinator
Football Operations Manager
Administrative Assistant, Pro Personnel
Administrative Assistant, College Scouting
Administrative Assistant,
Team Emergency Physician
Assistant Team Orthopedist
Team Chiropractor
Team Orthopedist
Team Physician
Team Internist
Team Dentist
Team ART Provider

STAFF DIRECTORY

Dr. William Spangler
Baylor College of Medicine
Roberta Anding
Joni Honn
Greg Tyler

Team Emergency Physician
Team Ophthalmologist
Team Dietitian
Team Massage Therapist
Team Pastor

SALES AND MARKETING

Greg Grissom
Melissa Rentz
Nick Schenck
Alto Gary
Lindsey Coleman
Michelle Fogle
Glen Oskin
Chris Baker
David Fletcher
Bil Marzouki
Janess Sayle
Laura Heidbreder
Daniel Velasco
Gavin Gehrt
Austen Smith
Kandyace Mayberry

Cara Hickman
Jeremy Thomas
Brian George
Julio Guidi
Jonathan Frost
Drew Dougherty
Josh Hubel
Sybil Scott
Nick Scurfield
Keyl Woolet
Sharon Bosch

Lamar Burkhalter

COMMUNICATIONS

Kevin Cooper
Zac Emmons
Evan Koch
Charles Hampton

Director of Corporate Development
Director of Marketing
Director of Digital Media and Publications
Cheerleader Programs Manager
Client Services Manager
Client Services Manager
Client Services Manager
Corporate Development Manager
Corporate Development Manager
Corporate Development Manager
Foundation Manager
Graphic Designer
Marketing Manager
Senior Producer
Client Services Coordinator
Community Development and
Marketing Coordinator
Community Relations Coordinator
Corporate Development Events Coordinator
Corporate Development Representative
Design Project Coordinator
Mascot Coordinator
New Media Coordinator
Production Coordinator
Promotions Coordinator
Publications Coordinator
Youth Football Marketing Coordinator
Administrative Assistant,
Sales and Marketing
Pep Band Director

Director of Communications
Corporate Communications Manager
Communications Manager
Communications Coordinator

STAFF DIRECTORY

TICKETING AND EVENT MANAGEMENT

Derek Beeman
Diane Crossey
Shari Rainey
Brian Varnadoe
Lance Cavazos
Holly Daigle
Ted Dickerson
Trey Young
Allie Davis
Hoffie Ferreira
Amanda Goldstein
Fara Yoder
Stephen Friedlander
Courtney Neal
Dustin Smalley
Katie Cordes
Kathryn Iribarren
Matt McKee
Jessica Davis
Warren Caguioa
Taurean Curry
Eric Gillis
Christopher Gregg
Brian Peden
Paige Phillips
Adam Smith
Cody Vanghel

Director of Ticket Sales
Director of Event Services
Director of Luxury Suite Service
Director of Premium Seating
Events Manager
Event Services Manager
Traffic and Parking Services Manager
Ticket Services Manager
Events Coordinator
Hospitality and Event Coordinator
Club Seat Coordinator
Marketing Research Analyst
Account Executive, Suite Sales
Account Executive, Suite Sales
Account Executive, Suite Sales
Customer Service Representative
Customer Service Representative
Customer Service Representative
Premium Seating Service Representative
Ticket Sales Representative
Ticket Sales Representative
Ticket Sales Representative
Ticket Sales Representative
Ticket Sales Representative
Ticket Sales Representative
Ticket Sales Representative
Ticket Sales Representative

ACCOUNTING

Jan Kelly
Jon Southern
Tamala Theeck
Lauren Lister
Lisa Ruiz
Courtney Germany
Tiffany Rodriguez
Cheryl Moffett

Risk Manager
Assistant Treasurer
Director of Accounting
Senior Accountant
Payroll Manager
Staff Accountant
Accountant
Administrative Assistant, Accounting

LEGAL

Greg Kondritz

Corporate Counsel

STAFF DIRECTORY

INFORMATION TECHNOLOGY

Jeff Schmitz
John Sifri
Mike Major
Anthony Shade
Nelson Peña

Director of Information Technology
Information Technology Manager
Network Engineer
Network Administrator
Information Technology Support Analyst

ADMINISTRATIVE STAFF

Glenda Morrison
Emily Keever
Marvin Dave
Jeff Clarke
Susie Galvan
Kristina Humiston
Carol Adatto Nelson

Wahnetta Mitchell

Director of Human Resources
Human Resources Manager
Office Services Coordinator
Office Services, Ridgway's
Administrative Assistant, Chairman's Office
Investor Relations Liaison
Team Travel Consultant,
Carlson Wagonlit Travel
Receptionist

TEXANS EXECUTIVES



Mike Ackerley

COLLEGE SCOUT

20TH NFL SEASON; 1ST WITH THE TEXANS

Mike Ackerley enters his first season with the Texans, as the West Coast Scout, and his 20th NFL season overall.

He joins Houston after ten seasons as director of pro scouting with the St. Louis Rams, and seven-plus seasons as the Western Region College Scout with the Tampa Bay Buccaneers. Prior to joining the NFL, Ackerley had the unique distinction of coaching on three levels – junior college, NCAA Division I and in the U.S. Football League.

Mike started his football career as a graduate assistant at Colorado State University from 1970 to 1972, then coached Colorado State University defensive line from 1973-79. Ackerley moved on

to coach outside linebackers at Kansas (1980-82) and defensive line at Iowa State (1983). In the USFL, Ackerley coached linebackers for the LA Express in 1984, then was Defensive Coordinator of the LA Express in 1985. Returning to college football, he coached linebackers and defensive backs for two seasons at Bakersfield College, and defensive line for a single season at Southern California. Ackerley also was defensive line coach at Arizona State (1988-91) and Scottsdale C.C. (1992).

A native of St. Paul, Minn., Ackerley and his wife Jeanne have three children – Chad, Cale, and Carrie – and nine grandchildren.



TEXANS EXECUTIVES

Reggie Barnes

ASSISTANT ATHLETIC TRAINER

11TH NFL SEASON; 1ST WITH TEXANS

Reggie Barnes is in his first season as an assistant athletic trainer with the Texans. He served as an associate athletic trainer with the Seattle Seahawks for five seasons prior, and served in a similar position with the Chicago Bears from 2002 to 2005. Barnes also served as the head athletic trainer for the Berlin Thunder Football team (NFL Europe) during the 2003 season.

Prior to entering the ranks of the NFL, Barnes worked as an assistant athletic trainer while completing his graduate work in sport administration at Florida State University. Barnes com-

pleted his undergraduate work in athletic training at the University of Southern Mississippi, where he received his degree in Sports Medicine. Prior to graduating from USM, Barnes served as an intern for the Pittsburgh Steelers in 1999.

He holds certifications in Active Release Techniques as well as the National Academy of Sports Medicine, and is a member of the NATA and the Professional Football Athletic Trainers Society (PFATS).



TEXANS EXECUTIVES



Derek Beeman

DIRECTOR OF TICKET SALES

5TH NFL SEASON; 5TH WITH TEXANS

Derek Beeman is entering his fifth season with the Texans. He joined the Texans just prior to the 2006 season as the Ticket Sales Manager. He was later promoted to Director of Ticket Sales in March of 2009.

In his role with the Texans Beeman is responsible for overseeing all the day to day ticket sales efforts including the sale of Texans season tickets, group and hospitality packages, and partial game plans. He began his sports industry career when he joined the NHL Tampa Bay Lightning in 2002 in their ticket sales department. During his

time with the Lightning he was successful in the sale and service of season, group, corporate, and suite packages.

A native of St. Louis, MO, Beeman attended SUNY Albany in New York where he received his bachelor's degree in Business Administration. He recently completed his master's degree in Strategic Communication and Leadership from Seton Hall University. Beeman resides in Katy with his wife, Ashlee.



TEXANS EXECUTIVES



Jay Brunetti

DIRECTOR OF EQUIPMENT SERVICES

36TH NFL SEASON; 10TH WITH TEXANS

Jay Brunetti enters his tenth season with the Texans as equipment director. He was hired in April 2001. Brunetti's responsibilities include purchasing, the upkeep and repair of all player and coaches equipment. He is also responsible for overseeing the transportation of equipment to away games.

Brunetti came to Houston from Washington, where he spent the previous 26 years with the Redskins. Brunetti joined the Redskins on a part-time basis in 1975 when he was in junior high. He then became a full-time assistant in 1979 before

becoming the youngest equipment manager in the NFL in 1981 at the age of 19. Coach Joe Gibbs' teams advanced to four Super Bowls and won three World Championships with Brunetti heading the equipment staff.

Brunetti and his wife, Linda, have two sons, Jimmy and Drew, and a daughter, Tori. The family lives in Houston.



TEXANS EXECUTIVES



Jon Carr

COLLEGE SCOUT

4TH NFL SEASON; 4TH WITH THE TEXANS

Jon Carr enters his fourth season with the Texans as a college scout and is responsible for scouting the southwest region. Carr coached the receivers at the University of Toledo in 2005-2006. The Rockets appeared in the 2005 GMAC Bowl.

Carr participated in the 2007 NCAA Expert Coach's Academy in Miami. He was the offensive coordinator at Eastern Illinois in 2003-04. He joined the Tennessee State coaching staff in 1997. He was promoted to offensive coordinator in 2000-02. Carr's offense was third in I-AA in 2001 in passing (302 ypg), sixth in total offense (465 ypg) and 14th in scoring (35.4 ppg).

During the summer of 2002, Carr was a member of the Oakland Raiders' preseason coaching staff as part of the NFL's Minority Internship Program. He has worked with the National Football League Properties as the Program Coordinator for Chicago and Detroit summer youth inner-city football camps.

Carr was a quarterback at Southeast Missouri State from 1987-89. He transferred to Purdue, earning a degree in law and society in 1991.

Carr has one son Corbyn, and he and his wife Shenikwa are parents of two girls Kennedy and Kayla.



TEXANS EXECUTIVES



Ryan Cavanaugh

COLLEGE SCOUT

10TH NFL SEASON; 2ND WITH THE TEXANS

Ryan Cavanaugh was hired by the Texans in the spring of 2009 as an area scout. Ryan covers the North East and Midwest areas for Houston.

Cavanaugh spent eight seasons with the Colts scouting department, six as an area scout. Cavanaugh was hired in January, 2001 after spending the 2000 mini-camp and training camp in the club's operations department. He graduated from Appalachian State in December of 2000

with a bachelor's degree in commercial recreation management.

Cavanaugh was born in Raleigh, N.C. He is married to the former Melissa Anne Searls of Greensboro, N.C., and they reside with their daughters, Mallory Anne (5) and Samantha Lee, in Greensboro, N.C.



TEXANS EXECUTIVES



Kevin Cooper

DIRECTOR OF COMMUNICATIONS

10TH NFL SEASON; 9TH WITH THE TEXANS

Kevin Cooper is entering his ninth season with the Texans and first as the director of communications.

He is responsible for shaping and molding the image of the team in the public and the community. He serves as the liaison between the local and national media and the Texans' front office, coaches and players. Under Cooper's direction, the communications staff generates publicity for the club while serving as the team spokesman.

Cooper began his NFL career with summer internships in the PR departments with the Tennessee Titans and St. Louis Rams. He spent the 2001 season as a public relations intern with the New York Giants and served in the same capacity with the Texans in 2002 before being hired as the team's media relations assistant in 2003.

In 2004, 2007 and 2010, Cooper was part of a staff that won the Pete Rozelle Award, which is voted on by the Pro Football Writers Association recognizing the NFL's outstanding public relations department. He attended the NFL's Stanford School for Managers in June 2006. He has worked four AFC Championship Games with the NFL as the team liaison and four Super Bowls in his career.

Cooper is a 2001 graduate from Syracuse University with a degree in broadcast journalism. A native Houstonian, Cooper attended Jack Yates Senior High School. Cooper reside in Houston with his wife Allison and daughter Alexa.



TEXANS EXECUTIVES



Diane Crossey **DIRECTOR OF EVENT SERVICES** **9TH NFL SEASON; 9TH WITH THE TEXANS**


Diane Crossey enters her ninth season as the team's director of event services. In her position, she oversees all aspects of customer service for the Texans including, the hiring and training of all event staff, the facilitation of market research programs, and the implementation of customer service initiatives for all Texans fans. During her tenure, the Texans have been recognized for outstanding customer service by organizations such as J.D. Power and Associates, Peggy Morrow & Associates, and the Sports Business Journal.

Prior to coming to Houston, Crossey was the director of the premium club and guest services for the TD Garden in Boston. Home of the NHL's Boston Bruins and the NBA's Boston Celtics, the

20,000-seat TD Garden hosts more than 200 major events per year. Crossey was responsible for implementing the Premium Club concept for all club and suite holders as well as the management of all customer service initiatives and all guest services staff.

Crossey completed her master's in sport studies from the University of Massachusetts- Amherst. She also holds a bachelor's degree in business administration from UMass and competed as a nationally-ranked athlete and captain of the women's track and field team.

A native of Northampton, Mass., Crossey and her family reside in Katy.



TEXANS EXECUTIVES



Bob Ford

ASSISTANT VIDEO DIRECTOR

3RD NFL SEASON; 3RD WITH THE TEXANS

Bob Ford enters his third season as the assistant video director with the Texans. Ford assists the Texans coaches, players and scouts in recording and editing practices and games. The video department organizes video for the Texans scouting department throughout the season to make the best evaluations in personnel matters.

Prior to entering the ranks of the NFL, Ford was the Director of Video Operations for the Univer-

sity of Arizona football team from 2002-07. He worked as the Course Camera Operator for PGA Tour Productions.

Ford hails from Greenwich, Connecticut and attended the University of Arizona. He lives in Houston.



TEXANS EXECUTIVES



Brian Gardner

DIRECTOR OF PRO PERSONNEL

19TH NFL SEASON; 4TH WITH THE TEXANS

Brian Gardner begins his fourth season with the Texans as the director of pro personnel. His primary responsibilities include managing the pro personnel department, coordinating the recruiting and signing of NFL free agents, organizing player tryouts and monitoring NFL transactions. Gardner also manages the evaluation of talent in other professional football leagues, including the Canadian Football League, the United Football League, and the Arena Football League.

He arrived in Houston after spending the previous two seasons with the Tampa Bay Buccaneers as a national scout. Gardner began his NFL career with the Buccaneers as a scout from 1992-95. He spent 10 seasons as an area and national scout with the San Francisco 49ers from 1995-05.

Gardner served as a defensive coordinator and director of player personnel with the New

Orleans Night of the Arena Football League in 1991-92. He also served as director of player personnel and receivers coach for the Washington Marauders of the Professional Spring Football League in the fall of 1991.

Gardner played three seasons in the Arena Football League with New England (1988), Pittsburgh (1989) and Albany (NY) (1990). He also spent time in the Canadian Football League with the Saskatchewan Rough Riders (1989) and with the Barcelona Dragons (1991) in the World League of American Football. In college, he played at Nicholls State (1982) and Prairie View A&M (1983-86).

Gardner was a member of the NFL Stanford Program for Managers at Stanford University in June, 2006. He is a native of New Orleans, and is married to the former Alice Vanessa James. The pair are the proud parents of sons Royal and Tyler.





TEXANS EXECUTIVES

Bobby Grier

**ASSOCIATE DIRECTOR OF PRO PERSONNEL
29TH NFL SEASON; 11TH WITH THE TEXANS**

Bobby Grier was tabbed as Houston's associate director of pro personnel in May 2000. Grier previously held the title of vice president/player personnel for the New England Patriots.

Grier spent 18 years as a player personnel executive and as a coach with the Patriots, serving in his vice president role for more than four years. In that capacity, he was responsible for overseeing all aspects of New England's pro and college scouting departments, player evaluations, free agency, and the annual NFL Draft. From 1995 until he joined the Texans, Grier served as New England's director of player personnel.

From 1985-92, Grier was New England's running backs coach, working under three different head coaches (Raymond Berry, Rod Rust, Dick MacPherson). The 1985 squad captured the franchise's first AFC championship before losing to the Chicago Bears in Super Bowl XX. That season, Grier's backs gained 2,331 rushing yards, including 1,227 by Houston native Craig James. Grier was a college scout for New England from 1982-84. Grier's first NFL position came in New England in 1981 when he was the running backs coach under Ron Erhardt.

Grier spent 1978-80 as running backs coach at Boston College under Ed Chlebek, helping the team improve from 0-11 to 7-4. Grier's initial college coaching post came at Eastern Michigan where he coached the running backs for George Mans and then Chlebek from 1974-77. From 1970-73, Grier was the head coach at Detroit's Martin Luther King High School. Grier's first coaching assignment came as an assistant at Kettering

(Mich.) High School from 1966-69.

Grier is a native of Detroit. He holds a bachelor's of science degree in physical education from Iowa, where he was a three-year starter at running back as well as a two-time honorable mention All-Big Ten selection. As a senior, Grier led the Hawkeyes in rushing. He lives in Houston. He has two sons — Chris, who is the director of college scouting for the Miami Dolphins, and Michael, who plays for the NHL's Buffalo Sabres.



TEXANS EXECUTIVES



Greg Grissom

DIRECTOR OF CORPORATE DEVELOPMENT
9TH NFL SEASON; 9TH WITH THE TEXANS

Greg Grissom has been a part of the Houston Texans business operations staff since the team began competition in 2002. He was promoted in May 2010 to Director of Corporate Development.

In his new role, Grissom oversees all of the team's corporate partnerships and sales of all related properties, negotiates contracts, and servicing the accounts of the team's partners. Grissom has over a decade of experience in sports sponsorship sales, planning, execution and event marketing.

Before joining the Texans, he worked for Enron Corp. as a sports marketing specialist and spent over four years with the Houston Astros as an account services manager and later as the club's promotions coordinator.

Grissom represents the Texans on the Board of Directors of the Gulf Coast Chapter of the Juvenile Diabetes Research Foundation. A native of Austin, he attended Baylor University. He lives in Houston with his wife, Jamie, and their daughter, Campbell and son Sam.



TEXANS EXECUTIVES



Geoff Kaplan

DIRECTOR OF SPORTS MEDICINE/HEAD ATHLETIC TRAINER

18TH NFL SEASON; 2ND WITH THE TEXANS

Geoff Kaplan is in his second season as the Houston Texans director of sports medicine/head athletic trainer after spending the last 14 seasons with the Tennessee Titans as an assistant athletic trainer. Kaplan enters into his 17th season in the National Football League.

Kaplan joined the Houston Oilers full-time in 1995 after serving as a season-long intern in 1994. Prior to joining the Oilers, Kaplan served as a season-long intern with the Green Bay Packers in 1993.

A native of Parsippany, N.J., Kaplan earned his degree in physical therapy and a certificate in athletic training from the University of Wisconsin-Madison. He continued his education by becoming a certified strength and conditioning specialist in 1997, and completed his master's

degree from Tennessee State University in the summer of 2003. In 2005, Kaplan was certified as a clinical specialist in sports physical therapy by the American Board of Physical Therapy Specialists. Kaplan frequently lectures on a variety of sports medicine topics, including the rehabilitation of athletic injuries to local and national organizations, hospitals and universities.

Following the 2000 season, Kaplan was part of a Titans training staff that was named the NFL Training Staff of the Year by the Ed Block Foundation and the Professional Athletic Trainers Society.

Geoff and his wife, Shelly, have two children: sons Everett (5) and Sawyer (3). They reside in Sugarland, Texas.



TEXANS EXECUTIVES



Greg Kondritz

CORPORATE COUNSEL

7TH NFL SEASON; 7TH WITH THE TEXANS

Greg Kondritz joined the Houston Texans and The McNair Group as Corporate Counsel in June, 2004. In this role, Kondritz assists the general counsel in advising the Houston Texans organization on a variety of legal matters, including sponsorship agreements, loan agreements, and compliance with NFL rules and regulations.

Prior to joining the Texans and The McNair Group, Kondritz practiced corporate and securities law with Fulbright & Jaworski L.L.P. in Houston where he was a Senior Associate in the

Corporate, Banking & Business section.

Kondritz earned his J.D. from Vanderbilt University School of Law and Bachelor of Science degree in Finance from Murray State University. He also attended the NFL's business course at the Stanford University Graduate School of Business in June 2006. He resides in Houston with his wife, Alison, and their two children, Jack and Katie.



TEXANS EXECUTIVES



Ed Lambert

NATIONAL SCOUT

9TH NFL SEASON; 4TH WITH THE TEXANS

Ed Lambert enters his 4th season with the Texans as the national scout. Lambert spent the previous five years as a college scout with the Denver Broncos. He is a 26-year veteran of college and professional coaching ranks.

Lambert coached ten seasons at Vanderbilt, including the 1997 season as offensive coordinator. He coached quarterbacks and running backs at Baylor, helping lead them to the 1991 Copper Bowl. Lambert also coached at the University of New Mexico, Iowa State, California, Howard University and Boise State University. In his final season at Boise State, the Broncos won the NCAA Division I-AA national championship.

Lambert coached two seasons in the USFL with the Los Angeles Express, tutoring the running backs. He has also served NFL coaching fellowships in training camp with the Philadelphia Eagles, Atlanta Falcons and Seattle Seahawks.

Lambert, a native Texan, was born in Beaumont. Lambert earned his bachelor's degree in physical education from San Jose State University in 1972.

He and his wife, Jeanette, have two children Lamar and Charisse. He also has five grandchildren: Kalen, Ajayia, Turon, Mikayla and Saniya.





TEXANS EXECUTIVES

Mike Maccagnan

ASSISTANT DIRECTOR OF COLLEGE SCOUTING
17TH NFL SEASON; 11TH WITH THE TEXANS

Mike Maccagnan initially joined the club as a pro scout in January, 2000 before being promoted to coordinator of college scouting in April, 2000.

Maccagnan coordinates all of the Texans' college scouting efforts. In addition to evaluating college prospects, he also is involved with evaluating NFL teams and prospects in preparation for NFL free agency. Before arriving in Houston, Maccagnan spent the previous six years as a scout for the Washington Redskins. He served as a college scout (1994) for the Redskins before becoming a pro scout in 1995, although he continued to evaluate college prospects in preparation for the NFL draft.

Prior to joining Washington, Maccagnan worked for the Canadian Football League's Ottawa

Rough Riders as the club's director of scouting and director of player personnel. In 1994, he was the director of player personnel for the CFL's Saskatchewan Roughriders. He also was the director of player personnel for the World League's London Monarchs when that franchise captured the league championship in 1991. In 1990, Maccagnan worked in the World League office in Dallas as a league scout. Maccagnan was a member of the NFL Stanford Program for managers in June, 2005.

A native of Hightstown, N.J., Maccagnan holds a B.A. degree in economics from Trinity (Conn.) College. While a student at Trinity, Maccagnan served as a Redskins training camp scout in 1990. Mike and his wife, Betty, live in Houston.





TEXANS EXECUTIVES

Joe Malota

DIRECTOR OF VIDEO OPERATIONS

22ND NFL SEASON; 9TH WITH THE TEXANS

Joe Malota returned to Houston as assistant video director in February 2002. He spent the previous five seasons as the video director for the New Orleans Saints. He was promoted to director of video operations in March 2008. He oversees all videotaping, editing and production for the Texans, breaking down practice and game tape for the coaching staff. In addition, he oversees the club's game film library and maintains videotapes on all draft-eligible players for coaches and scouts.

Malota broke into the NFL as the assistant video director for the Houston Oilers in 1989. He spent eight seasons with the Oilers before the club moved to Nashville.

Malota attended Southwest Texas State University. He and his wife, Jen, have a daughter, Molly, and a son, Max. The family lives in Cypress.



TEXANS EXECUTIVES



Mike Martin

COLLEGE SCOUT

8TH NFL SEASON; 4TH WITH THE TEXANS

Mike Martin was hired by the Texans in the spring of 2007 as a college scout after spending the previous four seasons with the Tampa Bay Buccaneers personnel department. He began his career with the Buccaneers as a pro personnel assistant in 2003 before moving to pro scouting in 2004 and spent the last two seasons as the national combine scout. Mike currently scouts the southeast region for the Texans.

Prior to joining the Buccaneers, he interned with the Tennessee Titans in 2002. Martin played col-

legiate football at Vanderbilt University (1999-2001) as a safety and on special teams. He was a 2003 SEC Scholar Athlete of the Year finalist. Martin graduated cum laude from Vanderbilt in 2002 with a bachelor's of science in human and organizational developmental studies. He also earned his master's degree in organizational leadership in 2003.

He and wife Cari reside in Atlanta, Georgia with son Maddon.



TEXANS EXECUTIVES



Bob Merritt

COLLEGE SCOUT

8TH NFL SEASON; 4TH WITH THE TEXANS

Bob Merritt was hired by the Texans in the spring of 2007 as a college scout. Merritt spent four seasons with the Detroit Lions. He was hired as an intern in the Lions' player personnel department in 2003, before being promoted to scouting assistant for the 2004 season. He was promoted to Lions/BLESTO scout prior to the 2005 season.

Merritt, from Temperance, MI, played outside linebacker at Adrian College, where he graduated with a bachelor's degree in criminal justice in December 1993. He served in the Air Force from

February 1994 until April 1996.

Merritt became a graduate assistant football coach at the University of Toledo in 1998. While there, he earned his master's degree in liberal studies education. Between 1999 and 2002, Merritt coached at the University of Findlay, Bedford High School, New Jersey City University, and Tiffin University.

Bob and his wife, Kavita, reside in Kingwood, Texas.



TEXANS EXECUTIVES



Glenda Morrison

DIRECTOR OF HUMAN RESOURCES

11TH NFL SEASON; 11TH WITH THE TEXANS

Glenda Morrison has been an employee of The McNair Group since 1993 and of the Houston Texans since the club's inception in 1999. She has performed various roles in the finance and administrative areas and has been responsible for all human resources functions since 1999.

As the current director of human resources, Morrison is responsible for all employment, employee relations and employee benefits administration for The McNair Group and front office Texans staff, as well as being the club representative for the administration of several Texans

player benefit programs.

Morrison received her business degree from Angelo State University, San Angelo, Texas. She holds a Professional Human Resources certification, is a member of the Mental Health America of Greater Houston's Parity Task Force, and is an active volunteer for the Houston Livestock Show and Rodeo.

Morrison and her husband, Ken, live in Houston and have one daughter, Haylee.



TEXANS EXECUTIVES



Kevin Murphy

PRO PERSONNEL

4TH NFL SEASON; 4TH WITH THE TEXANS

Kevin Murphy enters his fourth season with the Texans and third as a pro scout. Murphy served as a pro scouting intern during the 2006 season. Murphy is responsible for evaluating players from teams around the league, along with the Canadian Football League.

Murphy earned four letters as a long snapper at Fresno State from 1999-02 and earned a degree in recreation administration in May 2003.

Following his collegiate career, he coached tight ends and special teams at Western New Mexico in 2003.

He spent 2004-05 as a graduate assistant at Mississippi State. While in Starkville, he earned his master's degree in sports administration in May 2006. Murphy, a San Diego native, is single and resides in Houston.



TEXANS EXECUTIVES



Mike Parson

EQUIPMENT ASSISTANT

4TH NFL SEASON; 3RD WITH THE TEXANS

Michael Parson enters his third season as equipment assistant for the Texans. He comes from the New Orleans Saints after several stints as an equipment intern for the club.

Parson worked minicamps and training camps for the Saints in 2001-02. He also worked the full season with the team in 2005. That year, the staff overcame extraordinary challenges in the forced evacuation from New Orleans due to Hurricane Katrina. After departing New Orleans, the club's base of operation moved three times, including a last stop at a high school baseball stadium in San Antonio. The staff was awarded the Whitey Zimmerman Memorial Award, annually given to

the NFL equipment staff that exceeds the usual demands of the position with excellent service.

Parson was the equipment manager for four years at the University of New Orleans, where he oversaw the equipment operations for entire athletic department. He was also equipment manager for the Benedict College during the 2003 season.

Parson, a 2003 graduate of Mississippi State University with a bachelor's degree in physical education, was born in Vicksburg, Mississippi and now resides in Houston.





TEXANS EXECUTIVES

Roland Ramirez

ATHLETIC TRAINER/COORDINATOR OF REHABILITATION
4TH NFL SEASON; 3RD WITH THE TEXANS

Roland Ramirez enters his third season as an assistant Athletic Trainer/Coordinator of Rehabilitation with the Texans. He held this same position with the Atlanta Falcons during the 2007 season, and served as a contract athletic trainer for the Tennessee Titans during the 2005 and 2006 seasons. Ramirez also served as an assistant athletic trainer for the Nashville Kats Arena Football team (AFL) during the 2006 season.

Prior to entering the ranks of the NFL, Ramirez worked as a physical therapist in an orthopedic and sports medicine clinic while completing his graduate work in athletic training. He earned a dual masters degree in physical therapy and athletic training from the Texas Tech University Health Sciences Center in 2004 and 2005, respectively. Ramirez completed his undergraduate

work at Texas Tech University, where he played football from 1998-99.

As a graduate student, Ramirez served as an athletic trainer for baseball teams at Wayland Baptist University and Lubbock Christian University. He also worked with the Texas Tech University football team during the 2004 season, and served as an intern strength and conditioning coach prior to the 2004 season as well.

He holds a certification as a strength and conditioning specialist and is a member of the NATA, APTA, NSCA, and PFATS.

Ramirez and his wife, Misty, and their son, Kade, live in Sugarland.



TEXANS EXECUTIVES



Missy Rentz

DIRECTOR OF MARKETING

4TH NFL SEASON; 4TH WITH THE TEXANS

Missy Rentz will be the keeper of the Texans' brand and all related advertising agencies, creative and design work. She will also oversee the Houston Texans Cheerleaders, TORO, regional and Hispanic marketing, youth marketing, pre-season TV production, community development and merchandise sales.

Rentz brings with her a wealth of experience, including marketing for the Washington Post's website and interactive media. She was respon-

sible for marketing and media partnerships with the NHL's Washington Capitals and most recently for team services, where she worked on the American Dairy Association/Dairy Management Inc. account and all of their NFL sponsorships nationwide.

Rentz hails from Winchester, Va. She attended George Mason where she graduated with a Communications degree. She resides in Houston.





TEXANS EXECUTIVES

Nick Schenck

DIRECTOR OF DIGITAL MEDIA AND PUBLICATIONS
8TH NFL SEASON; 7TH WITH THE TEXANS

Nick Schenck is in his eighth season in the NFL and seventh with the Texans. He is responsible for the team's websites (HoustonTexans.com, ImaTexan.com and the team's official message boards), including delivery of all content as well as driving online revenue. He also oversees the team's broadcasting partnerships and serves as publisher of the team yearbook, Gameday magazine and quarterly bulletin.

Under Schenck's direction, HoustonTexans.com received two Gold Awards in the 2009 W3 Competition for "Best Home Page" and "Celebrity/Fan" website. Additionally, the site won Silver Awards for "Broadcasting" and "Branding." In 2008, the site was recognized as a silver award winner in three separate categories for "Sports" website, "Best Video or Motion Graphics" and

"Best Visual Appeal."

Schenck began his NFL career in the Texans' Internet services and publications department in 2003. Following a season as the U.S. PR representative for the NFL Europe's Frankfurt Galaxy, Schenck was hired by the San Diego Chargers in July 2004 as the managing editor of website and publications. He returned to Houston in April 2005 as the Texans' Internet services and publications manager. Schenck has assisted the NFL's PR efforts in a pair of Super Bowls.

A native of Minneapolis, Schenck graduated in 2003 with bachelor's degrees in public relations and Spanish from the University of Southern California. He resides in Bellaire with his wife, Celeste.



TEXANS EXECUTIVES



Jeff Schmitz

DIRECTOR OF INFORMATION TECHNOLOGY
9TH NFL SEASON; 9TH WITH THE TEXANS

Jeff Schmitz is entering his ninth season with the Texans and an employee of The McNair Group since March, 1997. He was named Director of Information Technology for the Houston Texans and The McNair Group in January, 2008 and is responsible for leading the overall IT functions of both entities.

Since joining the Houston Texans and McNair Group, Schmitz has held various positions in the Finance and Accounting departments before moving in the IT department as Manager of

Information Technology. His experience in accounting systems, applications, network design, security and project management bring the Texans a unique set of talents to support and grow existing IT systems.

Schmitz received a BBA in Accounting from Pittsburg State University. He lives in Missouri City with his wife, Leslie and their daughters, Courtney and Hannah.





TEXANS EXECUTIVES

Christian Snell

EQUIPMENT SERVICES ASSISTANT
8TH NFL SEASON; 6TH WITH THE TEXANS

Christian Snell enters his sixth season in the Texans equipment department after spending the previous two years as the equipment intern for the New York Jets.

In addition to his work with the Jets, Snell served as the assistant equipment manager for the Hamburg Sea Devils of NFL Europe in the spring of 2005.

Snell was the head football student manager for the Iowa Hawkeyes during his undergradu-

ate days in Iowa City. He earned a bachelor's degree in journalism and mass communications from Iowa with a minor in sports studies.

Originally from Nora Springs, Iowa, Snell is single and lives in Houston.



TEXANS EXECUTIVES



Dale Strahm

DIRECTOR OF COLLEGE SCOUTING

13TH NFL SEASON; 5TH WITH THE TEXANS

Dale Strahm joined the Texans as the director of college scouting in June 2006. A veteran of 29 collegiate football seasons in the coaching ranks, Strahm moved into NFL scouting with the Denver Broncos in 1998 after completing his coaching career.

Strahm was head coach at Western Carolina University from 1989-90 and has experience as a defensive coordinator at Temple University (1994-97), Duke University (1990-93), the University of Georgia (1981-88), Navy (1977-80) and Bowling Green (1971-76). He began his coaching career as a graduate assistant at Bowling Green in 1968. He has also spent six years coaching at the high school level. During Strahm's tenure at Georgia, the Bulldogs won SEC Championships in 1981 and 1982 and participated in eight consecutive bowl games. In all, he coached in 11 major bowl games.

Strahm is a 1966 graduate of Ohio Northern University, where he played four years of football and ran four years of track, earning six varsity letters in the process. Strahm recently was recognized by ONU for his outstanding career in football after he was inducted into the school's Athletic Hall of Fame. Additionally, he earned his master's degree from Bowling Green in 1970.

In his career, Strahm has worked with four men who have been inducted into the College Football Hall of Fame. His brother, Dick, whom he coached with at Western Reserve High School in Warren, Ohio, was inducted for his work at Findlay College. Strahm worked with Don Nehlen at

Bowling Green, George Welsh while at the Naval Academy, and Vince Dooley at Georgia.

A native of Toledo, Ohio, Strahm is a graduate of E.D. Libbey High School, where he was inducted into the school's Hall of Fame in 1997. He and his wife, Diane, reside in Charlotte, N.C. The couple has three sons, Brian, Bradley and Brett. He also has two grandchildren, Henry and Mack.



TEXANS EXECUTIVES



Nathan Trott

COLLEGE SCOUT

4TH NFL SEASON; 4TH WITH THE TEXANS

Nathan Trott enters his 4th yr with the Texans and 2nd as a college scout. Trott previously served as the pro scouting intern for the Texans.

Trott played collegiate football for Elon University as a defensive corner (2003-2007). He is single and resides in Scottsdale, Arizona.

Trott grew up around the game with his father being a long time coach in both the NFL and college football. Nathan interned with the Cleveland Browns during the summers of '05-'06 in the youth development, equipment room and assisting the coaching staff.



TEXANS EXECUTIVES



Brian Varnadoe

DIRECTOR OF PREMIUM SEATING
9TH NFL SEASON; 9TH WITH THE TEXANS

Brian Varnadoe enters his ninth season with the Houston Texans. He joined the team just before the first season in the ticket sales department. He moved to the luxury suites sales group in 2003 and has successfully formed many partnerships with companies and individuals in the premium areas. He was promoted to director of premium seating in July 2006.

Varnadoe is responsible for the sales and service of all the premium seats in Reliant Stadium. Reliant Stadium has 194 luxury suites and more than

8,400 club seats. Varnadoe joined the Houston Texans after reporting on news and sports with KTEN television in Denison, Texas. Before KTEN, he worked at Lyondell Petrochemical Company in the polymers customer service group. He graduated from the University of Texas with a degree in journalism.

He now lives in Kingwood with his wife, Michelle, and their two daughters, Peyton and Mackenzie.





TEXANS EXECUTIVES

Sean Washington

DIRECTOR OF PLAYER DEVELOPMENT

4TH NFL SEASON; 4TH WITH THE TEXANS

Sean Washington begins his fourth season with the Texans as director of player development. He serves as a key resource for players to minimize their off-the-field distractions. He is the central figure in providing support service for players and their families. Washington is responsible for assisting players and their families with transition in and out of the organization, continuing education, life skills seminars, financial education classes and career internships.

He previously coached at Alief Elsik High School. Washington worked the past decade with high school students, mentoring, teaching and coaching around the Houston area. He was the Texas Sports Development Academy youth camp di-

rector.

Washington played defensive back for the New Orleans Saints in 1994 as an undrafted free agent and then played in the World Bowl with the Amsterdam Admirals in 1995.

Washington, a Houston native, attended Waltrip High School and received his degree in Sport Management from Rice University in 1994. He was an All-Southwest Conference cornerback in 1991-93 and a member of the Sporting News All-American team in 1993 with the Owls. Washington and his wife, Eanisha, reside in Richmond with their son Lake.



TEXANS EXECUTIVES



Larry Wright

PRO PERSONNEL

7TH NFL SEASON; 1ST WITH THE TEXANS

Larry Wright Jr. joined the Texans in May, 2010. He will be responsible for evaluating players on NFL rosters, street free agents, as well as players in the AFL, CFL, and UFL. He will also assist in advanced scouting of Texans' opponents.

He spent 2009 coaching running backs at West Monroe High in West Monroe, La. From 2007-09, Larry was an assistant director of pro personnel with the Jacksonville Jaguars. From 2004-07, he served as a pro scout before being promoted. Previously in 2003 he was hired by Jacksonville as a scouting assistant.

Wright was the head coach at Ringgold (La.) High School from 2001-2002, and in 2000 was a graduate assistant at Grambling where he coached running backs. In the summer of 2000 he was a scouting intern with the Baltimore Ravens, and a volunteer strength and conditioning coach for the Grambling State University basketball team.

He earned a degree in sociology at Louisiana Tech, where he was a three-year letterman and team captain, and received a master's degree in Sport Administration at Grambling. He and his wife Vincincia, have two daughters and one son, Victoria, Lauryn, and Larry III.



STAFF



Roberta Anding
Team Dietician



Chris Baker
Corporate Development
Manager



Sharon Boschi
Administrative Assistant,
Sales and Marketing



Tim Brog
Video Operations Assistant



Warren Caguioa
Ticket Sales Representative



Lance Cavazos
Events Manager



Jeff Clarke
Offices Services,
Ridgway's



Lindsey Coleman
Client Services Manager



Katie Cordes
Customer Service
Representative



Taurean Curry
Ticket Sales Representative



Rita Daniels
Executive Assistant to
Rick Smith



Marvin Dave
Office Services Coordinator



Amber Davies
Administrative Assistant,
Pro Personnel



Allie Davis
Events Coordinator



Jessica Davis
Premium Seating Service
Representative



Ted Dickinson
Traffic and Parking
Services Manager

STAFF



Drew Dougherty
New Media Coordinator



Zac Emmons
Corporate Communications
Manager



HOFFIE FERREIRA
Hospitality and Event
Coordinator



David Fletcher
Corporate Development
Manager



Michelle Fogle
Client Services Manager



Stephen Friedlander
Account Executive, Suite
Sales



Jonathan Frost
Mascot Coordinator



Susie Galvan
Administrative Assistant,
Chairman's Office



Alto Gary
Cheerleader Programs
Manager



Gavin Gehrt
Senior Producer



Brian George
Corporate Development
Representative



Courtney Germany
Staff Accountant



Amanda Goldstein
Club Seat Coordinator



Chris Gregg
Ticket Sales Representative



Dr. Dana Harper
Team Chiropractor



Laura Heidbreder
Graphic Designer

STAFF



Cara Hickman
Community Relations
Coordinator



Joni Honn
Team Massage Therapist



Josh Hubel
Production Coordinator



Kristina Humiston
Investor Relations Liaison



Kathryn Iribarren
Customer Service
Representative



Georgie Jozwiak
Executive Assistant to
Philip Burguières



Emily Keever
Human Resources
Manager



Jan Kelley
Risk Manager



Mari Jo Kohler
Administrative Assistant,
College Scouting



Kevin Krajcovic
Football Administration
Analyst



Lydia Launey
Executive Assistant to Scott
Schwinger



Lauren Lister
Senior Accountant



Mike Major
Network Engineer



Bonny Marshall
Executive Assistant to
Jamey Rootes



Kandyace Mayberry
Community Development
and Marketing Coordinator



Matt McKee
Customer Service
Representative

STAFF



Wahneta Mitchell
Receptionist



Cheryl Moffett
Administrative Assistant,
Accounting



Dr. James Muntz
Team Internist



Courtney Neal
Account Executive, Suite
Sales



Carol Adatto Nelson
Team Travel Consultant,
Carlson Wagonlit Travel



Dr. Tom O'Brien
Team Dentist



Sue Anna O'Hara
Executive Assistant to
Suzie Thomas, Office
Services Administrator



Glen Oskin
Client Services Manager



Nelson Peña
Information Technology
Support Analyst



Kim Phillips
Executive Assistant to
Gary Kubiak



Shari Rainey
Director of Luxury Suite
Service



Khalil Reed
Security/Player Develop-
ment Coordinator



Tiffany Rodriguez
Accountant



Lisa Ruiz
Payroll Manager



Janess Sayle
Foundation Manager



Holly Schweitzer
Event Services Coordinator

STAFF



Sybil Scott
Promotions Coordinator



Nick Scurfield
Publications Coordinator



Anthony Shade
Network Administrator



Dustin Smalley
Account Executive, Suite
Sales



Austen Smith
Client Services Coordinator



Adam Smith
Ticket Sales Representative



Jon Southern
Assistant Treasurer



Tamala Theeck
Director of Accounting



Jeremy Thomas
Corporate Development
Events Coordinator



Greg Tyler
Team Pastor



Daniel Velasco
Marketing Manager



Becky Virtue
Executive Assistant to
Robert C. McNair



Doug West
Football Operations
Manager



Susan Wilbanks
Administrative Assistant,
Football Operations



Keyi Woollet
Youth Football Marketing
Coordinator



Fara Yoder
Marketing Research
Analyst



52 Xavier ADIBI

LINEBACKER

Height: 6-2 | Weight: 242 | College: Virginia Tech |
Hometown: Hampton, Virginia | 3rd NFL Season |
3rd with Texans | Age as of Kickoff Weekend 2010: 25 |
Acquired: D4, 2008 (118th overall) | 2009 GP/GS: 16/0 |
Career GP/GS: 23/5 | Teams: Houston, 2008-2009 |

TRANSACTIONS: Selected by Houston Texans in the fourth round (118th overall) in the 2008 NFL Draft...Signed with Texans on July 16, 2008.

HONORS: Pro Football Weekly All-Rookie team...
The Sporting News All-Rookie team.

PRO: Entering his second-year looking to break into the Texans starting lineup as an outside linebacker...finished his rookie campaign with 34 tackles and one fumble recovery.

2009 (Houston 16/0): Played at linebacker and registered two total tackles vs. the New York Jets (9/13)...saw playing time at linebacker and on special teams at Tennessee (9/20) and vs. Jacksonville (9/27)...played on special teams vs. Oakland (10/4), at Arizona (10/11), at Cincinnati (10/18) and vs. San Francisco (10/25)...made two special teams tackles at Buffalo (11/1)...saw action on special teams at Indianapolis (11/8)...played at linebacker and on special teams vs. Tennessee (11/23)...assisted on a special teams tackle vs. Indianapolis (11/29)...played at linebacker and on special teams and assisted on one tackle at Jacksonville (12/6)...made one special teams tackle vs. Seattle (12/13)...made two special teams tackles at St. Louis (12/20)...made one special teams tackle and forced one fumble at Miami (12/27)...played on special teams vs. New England (1/3).

2008 (Houston 7/5): Played in seven games with five starts...finished the year with 26 solo tackles, eight assists and one fumble recovery...inactive for the first two games of the season...contributed on special teams and at linebacker in his professional debut, but did not record a tackle at Jacksonville (9/28)...played at linebacker and registered three total tackles vs. Baltimore

(11/9)...started his first NFL game at linebacker for the first time in his career at Indianapolis (11/16)...led the team with a career-high 14 total tackles...started at linebacker and posted four solo tackles and also recovered the first fumble of his career in the fourth quarter at Cleveland (11/23)...started at linebacker and recorded five total tackles and one quarterback hurry vs. Jacksonville (12/1)...started at linebacker and registered three solo tackles and three assists at Green Bay (12/7)...started at linebacker and posted two tackles...left the game early with a groin injury vs. Tennessee (12/14)...inactive the last two games of the season.

COLLEGE: Started 40 of 47 contests at Virginia Tech...recorded 291 tackles (133 solos) with 11 sacks for minus 34 yards...caused five fumbles and recovered another that he advanced 35 yards for a touchdown...deflected 12 passes and had eight interceptions for 170 yards in returns (21.2 avg) with two touchdowns...just the second linebacker in school history to earn first-team All-American honors (2007), joining Mike Widger (1968)...residential property management major.

PERSONAL: Attended Phoebus (Hampton, Va.) High School...named an All-American by Prep Star as a defensive lineman and an All-American by Super Prep as a linebacker...2002 AAA first-team All-State selection by the Associated Press as a defensive lineman...earned first-team and Defensive Player of the Year honors on the 2002 AAA coaches All-State team...received VHSCA All-Eastern Region and Newport News Daily Press All-Star Team honors as a defensive lineman his final campaign...Added first-team All-Region accolades, along with picking up first-team AAA Coaches and Associated Press



HOUSTONTEXANS.COM

ADIBI, XAVIER

All-State recognition at defensive end as a junior...helped his team to back-to-back Group AAA championships, leading a Phantoms' defense that held opponents to fewer than five points a game.

Adibi's 2009 Season Statistics

Date, Opp	GP	GS	TACKLES						INTERCEPTIONS					FUMBLES			
			Tot	Solo	Asst	Sk	Yds	No	Yds	Lg	TD	PD	FF	FR	Yds	TD	
9/13 vs. NYJ	1	0	2	2	0	0.0	0	0	0	0	0	0	0	0	0	0	0
9/20 @ TEN	1	0	0	0	0	0.0	0	0	0	0	0	0	0	0	0	0	0
9/27 vs. JAX	1	0	0	0	0	0.0	0	0	0	0	0	0	0	0	0	0	0
10/4 vs. OAK	1	0	0	0	0	0.0	0	0	0	0	0	0	0	0	0	0	0
10/11 @ ARI	1	0	0	0	0	0.0	0	0	0	0	0	0	0	0	0	0	0
10/18 @ CIN	1	0	0	0	0	0.0	0	0	0	0	0	0	0	0	0	0	0
10/25 vs. SF	1	0	0	0	0	0.0	0	0	0	0	0	0	0	0	0	0	0
11/1 @ BUF	1	0	0	0	0	0.0	0	0	0	0	0	0	0	0	0	0	0
11/8 @ IND	1	0	0	0	0	0.0	0	0	0	0	0	0	0	0	0	0	0
11/23 vs. TEN	1	0	0	0	0	0.0	0	0	0	0	0	0	0	0	0	0	0
11/29 vs. IND	1	0	0	0	0	0.0	0	0	0	0	0	0	0	0	0	0	0
12/6 @ JAX	1	0	1	0	1	0.0	0	0	0	0	0	0	0	0	0	0	0
12/13 vs. SEA	1	0	0	0	0	0.0	0	0	0	0	0	0	0	0	0	0	0
12/20 @ STL	1	0	0	0	0	0.0	0	0	0	0	0	0	0	0	0	0	0
12/27 @ MIA	1	0	0	0	0	0.0	0	0	0	0	0	0	0	0	0	0	0
1/3 vs. NE	1	0	0	0	0	0.0	0	0	0	0	0	0	0	0	0	0	0
2009 Totals	16	0	3	2	1	0.0	0	0	0	0	0	0	0	0	0	0	0

Adibi's Career Statistics

				TACKLES					INTERCEPTIONS					FUMBLES			
Year	Team	GP	GS	Tot	Solo	Asst	Sk	Yds	No	Yds	Lg	TD	PD	FF	FR	Yds	TD
2008	Hou	7	5	34	36	8	0.0	0	0	0	0	0	0	1	0	0	0
2009	Hou	16	0	3	2	1	0.0	0	0	0	0	0	0	0	0	0	0
NFL Totals		23	5	37	38	9	0.0	0	0	0	0	0	0	1	0	0	0

Single Game Highs

Tackles

14 @ Indianapolis (11-16-08)

6 @ Green Bay (12-7-08)

5 vs. Jacksonville (12-1-08)

Fumble Recovery

1 @ Cleveland (11-23-08)

Additional Statistics

Special Teams Tackles: 4 total; 2008 – 1; 2009 – 3.

**89**

David ANDERSON

WIDE RECEIVER

Height: 5-10 | **Weight:** 193 | **College:** Colorado State |
Hometown: Thousand Oaks, California | **5th NFL Season** |
5th with Texans | **Age as of Kickoff Weekend 2010:** 27 |
Acquired: D7-'06 (251st overall) | **2009 GP/GS:** 16/8 |
Career GP/GS: 49/9 | **Teams:** Houston, 2006-09 |

TRANSACTIONS: Selected by Houston Texans in the seventh round (251st overall) in the 2006 NFL Draft...Signed with Texans on July 13, 2006...Released by Texans on September 1, 2007...Re-signed by Texans on September 26, 2007...Re-signed by the Texans on March 4, 2009.

PRO: Crafty wide receiver who established himself as the Texans slot receiver in 2008...has 70 career receptions for 769 yards and three touchdowns in three-plus seasons with Houston...drafted in the seventh round of the 2006 NFL Draft by the Texans.

2009 (Houston 16/8): Played in every game and started a career-high eight contests...set career bests with 38 receptions for 370 yards...played at wide receiver and made one catch for 14 yards vs. the New York Jets (9/13)...caught one pass for seven yards and a first down against Tennessee (9/20)...had two receptions for 13 yards vs. Jacksonville (9/27)...made two catches for 22 yards vs. Oakland (10/4)...had three receptions for 32 yards at Arizona (10/11)...made his first start of the season at Cincinnati (10/18) where he made one catch for 12 yards and a first down...had two receptions for 10 yards vs. San Francisco (10/25)...made his third start of the season at wide receiver and made three receptions for 51 yards at Buffalo (11/1)...started at wide receiver and made three catches for 19 yards at Indianapolis (11/8)...set a career high with a team-leading five receptions for 52 yards and converting five first downs vs. Tennessee (11/23)...caught one pass for six yards vs. Indianapolis (11/29)...caught four passes for 39 yards including two third down conversions at Jacksonville (12/6)...made four receptions for 49 yards and two first downs vs. Seattle (12/13)...tied his career high with five receptions for 34 yards at St. Louis (12/20)...caught

one pass for 10 yards for a crucial fourth-quarter first down at Miami (12/27)...started at WR but did not catch a pass vs. New England (1/3/10), snapping a streak of 18 consecutive games with a reception.

2008 (Houston 16/1): Played in all 16 games with one start...established career-highs with 19 receptions for 241 yards and two touchdowns...had touchdown receptions in back-to-back weeks vs. Cincinnati and at Minnesota...had a career-long 65-yard reception that tied for a team high in Week 16 at Oakland...caught two passes for 28 yards and his first touchdown of the season vs. Cincinnati (10/26)...caught two passes for 12 yards, including a three yard touchdown in the third quarter at Minnesota (11/2)...tied a career high with four receptions for 46 yards vs. Baltimore (11/9)...made his first career start at Cleveland (11/23) and caught one pass for 11 yards...caught one pass for a career-high 65 yards at Oakland (12/21).

2007 (Houston 7/0): Saw action in seven games in his sophomore campaign...made his season debut at Atlanta (9/30) and caught one pass for nine yards...had the best day of the season vs. Tennessee (10/21), grabbing four passes for 45 yards and his first career touchdown.

2006 (Houston 9/0): Played in nine games...spent the first part of the season on the practice squad...finished with one catch for 27 yards...saw his first NFL action against Jacksonville (10/22)...made his first career NFL catch with a 27-yard reception at New England (12/17).

COLLEGE: Appeared in 47 games at Colorado State with 43 starts...left with the school ca-



HOUSTONTEXANS.COM

ANDERSON, DAVID

reer records with 200 receptions for 3,330 yards, topping the previous marks of 191 catches for 3,163 yards by Greg Primus (1989-92)...was third in CSU history with 20 touchdown catches...set school season records with 1,282 yards on 72 receptions in 2003...15 100-yard receiving games broke the old school career record of 13 by Willie Miller (1972-74)...All-American third team and All-Mountain West Conference first team selection by The NFL Draft Report...speech communications major.

PERSONAL: Born in Westlake Village, California... all-west region by SuperPrep magazine at Thousand Oaks High School (Calif.)...won the league MVP and the team MVP two years...holds all major receiving records at Thousand Oaks...earned school and conference academic honors with a 3.8 grade point average...born David Kent Anderson.



ANDERSON, DAVID

Anderson's 2009 Season Statistics

Date, Opp	GP	GS	Rush	Yds	Avg	Lg	TD	Rec	Yds	Avg	Lg	TD
9/13 vs. NYJ	1	0	0	0	0.0	0	0	1	14	14.0	14	0
9/20 @ TEN	1	0	0	0	0.0	0	0	1	7	7.0	7	0
9/27 vs. JAX	1	0	0	0	0.0	0	0	2	13	6.5	9	0
10/4 vs. OAK	1	0	0	0	0.0	0	0	2	22	11.0	14	0
10/11 @ ARI	1	0	0	0	0.0	0	0	3	32	10.7	15	0
10/18 @ CIN	1	1	0	0	0.0	0	0	1	12	12.0	12	0
10/25 vs. SF	1	1	0	0	0.0	0	0	2	10	5.0	8	0
11/1 @ BUF	1	1	0	0	0.0	0	0	3	51	17.0	27	0
11/8 @ IND	1	1	0	0	0.0	0	0	3	19	6.3	11	0
11/23 vs. TEN	1	0	0	0	0.0	0	0	5	52	10.4	15	0
11/29 vs. IND	1	0	0	0	0.0	0	0	1	6	6.0	6	0
12/6 @ JAX	1	0	0	0	0.0	0	0	4	39	9.8	15	0
12/13 vs. SEA	1	1	0	0	0.0	0	0	4	49	12.3	27	0
12/20 @ STL	1	1	0	0	0.0	0	0	5	34	6.8	10	0
12/27 @ MIA	1	1	0	0	0.0	0	0	1	10	10.0	10	0
1/3/10 vs. NE	1	1	0	0	0.0	0	0	0	0	0.0	0	0
2009 Totals	16	8	0	0	--	--	0	38	370	9.7	27	0

Anderson's Career Statistics

Year	Team	G	GS	Rush	Yds	Avg	Lg	TD	Rec	Yds	Avg	Lg	TD
2006	Hou	9	0	0	0	--	--	0	1	27	27.0	27	0
2007	Hou	8	0	0	0	--	--	0	12	131	10.9	24	1
2008	Hou	16	1	0	0	--	--	0	19	241	12.7	65	2
2009	Hou	16	8	0	0	--	--	0	38	370	9.7	27	0
NFL totals		49	9	0	0	--	--	0	70	769	11.0	65	3

Single Game Highs:

Receptions

5, vs. Tennessee (11-23-09)

5, at St. Louis (12-20-09)

4, four times, most recent

4, vs. Seattle (12-13-09)

Receiving Yards

65 @ Oakland (1 reception, 12-21-08)

52 vs. Tennessee (5 receptions, 11-23-09)

51 @ Buffalo (3 receptions, 11-1-09)

49 vs. Seattle (4 receptions, 12-13-09)

Long

65 @ Oakland (12-21-08)

27 @ Buffalo (11-1-09)

27 @ New England (12-17-06)

Touchdowns

1 vs. Minnesota (11-2-08)

1 vs. Cincinnati (10-26-08)


1 vs. Tennessee (10-21-07)

Additional Statistics

Special Teams Tackles: 4 total; 2006 – 2, 2007 – 1, 2008 – 1. Tackles: 1 total; 2009 – 1.

34 Dominique BARBER

STRONG SAFETY



Height: 6-0 | Weight: 212 | College: Minnesota |
Hometown: Wayzata, Minnesota | 3rd NFL Season |
3rd with Texans | Age as of Kickoff Weekend 2010: 24 |
Acquired: D6, 2008 (173rd overall) | 2009 GP/GS: 13/6
Career GP/GS: 25/6 | Teams: Houston, 2008-2009 |

TRANSACTIONS: Selected by Houston Texans in the sixth round (173rd overall) in the 2008 NFL Draft...Signed with Texans on June 19, 2008.

PRO: Young safety looking to transition from special teams stud to full-time safety...finished his rookie year with five tackles and his first career sack in the season finale against Chicago...finished third on the team with ten special teams tackles.

2009 (Houston 13/6): Made his first career start vs. the New York Jets (9/13) and recovered a fourth-quarter fumble that he returned 48 yards for a touchdown...also recorded six tackles (four solo)...started at strong safety at Tennessee (9/20)...had three tackles and a quarterback hit vs. Jacksonville (9/27)...started at free safety vs. Oakland (10/4) and had three tackles (three solo) as well as two passes defended...also recovered a muffed punt on special teams...played at safety and on special teams at Arizona (10/11)...saw action on special teams at Cincinnati (10/18) and vs. San Francisco (10/25)...made one special teams tackle at Buffalo (11/1)...inactive for game at Indianapolis (11/8) and vs. Tennessee (11/23)...played on special teams vs. Indianapolis (11/29)...made five tackles (four solo) playing at free safety at Jacksonville (12/6)...returned to the starting lineup at free safety and made three tackles (two solo) and had one pass defended to go along with one special teams tackle vs. Seattle (12/13)...made four solo tackles and the first interception of his NFL-career at St. Louis (12/20)...started at free safety and made one solo tackle at Miami (12/27)...placed on injured reserve before the season finale vs. New England (1/3) with a hamstring injury.

2008 (Houston 12/0): Played in 12 games...posted five total tackles with one sack...was a key

contributor on special teams all season where he was third on the team with 10 tackles...saw his first action on defense at safety when C.C. Brown broke his arm late in the game at Jacksonville (9/28) and recorded the first tackle of his career...played at free safety and posted one assist at Indianapolis (11/16)...played at safety and on special teams vs. Jacksonville (12/1)...played at safety at Green Bay (12/7)...made two solo tackles while playing at safety and also played on special teams where he made three tackles at Oakland (12/21)...played at free safety and on special teams vs. Chicago (12/28) and recorded one sack when he tackled Bears QB Kyle Orton for a nine-yard loss in the third quarter.

COLLEGE: Appeared in 26 games as a Golden Gopher with 24 starts...totaled 191 tackles, including 130 solo stops during his career...collected 174 of his 191 career stops during the 2006 and 2007 seasons for an average of 87 total tackles per season as a junior and senior...finished with four career interceptions and 13 pass break-ups...also had four fumble recoveries (returning one for a touchdown) and three forced fumbles...lettered all four seasons at Minnesota...majored in communication studies.

PERSONAL: A 2004 graduate of Wayzata High School (MN)...named all-state and all-county his senior season at defensive back and was an all-conference and all-area selection his senior season at running back...tallied one interception, which he returned for a touchdown in 2003...rushed for 911 yards on 138 carries with nine scores last season, while also recording 25 catches for 288 yards with three touchdowns...also lettered twice in hockey and once in baseball...son of Marion and Karen Barber...father, Marion Jr., is a former NFL and All-Big Ten running back for the Gophers and brother, Marion III plays for the Dallas Cowboys.



HOUSTONTEXANS.COM

BARBER, DOMINIQUE

Barber's 2009 Season Statistics

Date, Opp	GP	GS	TACKLES						Yds	INTERCEPTIONS					FUMBLES			
			Tot	Solo	Asst	Sk	No	Yds		Lg	TD	PD	FF	FR	Yds	TD		
9/13 vs. NYJ	1	1	6	4	2	0.0	0	0	0	0	0	0	0	0	0	1	48	1
9/20 @ TEN	1	1	0	0	0	0.0	0	0	0	0	0	0	0	0	0	0	0	0
9/27 vs. JAX	1	0	3	3	0	0.0	0	0	0	0	0	0	0	0	0	0	0	0
10/4 vs. OAK	1	1	3	3	0	0.0	0	0	0	0	0	0	2	0	1	0	0	0
10/11 @ ARI	1	0	0	0	0	0.0	0	0	0	0	0	0	0	0	0	0	0	0
10/18 @ CIN	1	0	0	0	0	0.0	0	0	0	0	0	0	0	0	0	0	0	0
10/25 vs. SF	1	0	0	0	0	0.0	0	0	0	0	0	0	0	0	0	0	0	0
11/1 @ BUF	1	0	0	0	0	0.0	0	0	0	0	0	0	0	0	0	0	0	0
11/8 @ IND	INACTIVE																	
11/23 vs. TEN	INACTIVE																	
11/29 vs. IND	1	0	0	0	0	0.0	0	0	0	0	0	0	0	0	0	0	0	0
12/6 @ JAX	1	0	5	4	1	0.0	0	0	0	0	0	0	0	0	0	0	0	0
12/13 vs. SEA	1	1	3	2	1	0.0	0	0	0	0	0	0	1	0	0	0	0	0
12/20 @ STL	1	1	4	4	0	0.0	0	1	3	3	0	1	1	0	0	0	0	0
12/27 @ MIA	1	1	1	1	0	0.0	0	0	0	0	0	0	0	0	0	0	0	0
1/3 vs. NE	INJURED RESERVE																	
2009 Totals	13	6	25	21	4	0.0	0	1	3	3	0	4	4	0	2	48	1	

Barber's Career Statistics

				TACKLES					INTERCEPTIONS					FUMBLES			
Year	Team	GP	GS	Tot	Solo	Asst	Sk	Yds	No	Yds	Lg	TD	PD	FF	FR	Yds	TD
2008	Hou	12	0	5	4	1	1	9	0	0	0	0	1	0	0	0	0
2009	Hou	13	6	25	21	4	0.0	0	1	3	3	0	4	0	2	48	1
NFL Totals		25	6	30	25	5	1.0	9	1	3	3	0	5	0	2	48	

Single Game Highs

Tackles

6 vs NY Jets (9-13-09)
 5, @ Jacksonville (12-6-09)
 4, @ St. Louis (12-20-09)

Interceptions

1, @ St. Louis (12-20-09) K. Null

Sacks

1.0 vs. Chicago (12-28-08) K. Orton

Fumble Recoveries

1 vs. Oakland (10-4-09)
 1 vs. NY Jets (9-13-09)

Additional Statistics

Special Teams Tackles: 14 total; 2008 – 10, 2009 – 4.

**98**

Connor BARWIN

DEFENSIVE END

Height: 6-4 | **Weight:** 257 | **College:** Cincinnati |
Hometown: Detroit, Michigan | **2nd NFL Season** |
2nd with Texans | **Age as of Kickoff Weekend 2010:** 23 |
Acquired: D2-'09 (46th overall) | **2009 GP/GS:** 16/0 |
Career GP/GS: 16/0 | **Teams:** Houston, 2009 |

TRANSACTIONS: Selected by Houston Texans in the second round (46th pick overall) of the 2009 NFL Draft.

PRO: Athletic young defensive end who will look to build on a solid rookie season in his second professional campaign...played in all 16 games as a rookie and tied for second on the team with 4.5 sacks...his sack total led all rookie defensive ends...also registered 15 tackles (10 solos), four passes defended and one fumble recovery.

2009 (Houston 16/0): Saw action in all 16 games and finished his rookie season with 15 tackles (10 solo), 4.5 sacks, four passes defended and a fumble recovery...led all rookie defensive ends with 4.5 sacks...made his professional debut and recorded his first tackle vs. the New York Jets (9/13)...saw action at defensive end and special teams at Tennessee (9/20)...assisted on one tackle and had a hit on the quarterback vs. Jacksonville (9/27)...played defensive end and on special teams vs. Oakland (10/4) and assisted on one tackle, had one pass defended and recovered a fumble...had one solo tackle and a pass defended at Arizona (10/11)...sacked Bengals QB Carson Palmer for a loss of nine yards for his first career sack at Cincinnati (10/18) where he also recorded his first special teams tackle... had one solo tackle vs. San Francisco (10/25)...assisted on one tackle at Buffalo (11/1)...made one special teams tackle at Indianapolis (11/8)...saw action at defensive end and on special teams vs. Tennessee (11/23)...recorded his second career sack for an eight yard loss vs. Indianapolis (11/29) and assisted on a special teams tackle...recorded half a sack as he assisted on a tackle at Jacksonville (12/6)...made two solo tackles and had a hit on the quarterback vs. Seattle (12/13)...had one solo tackle at St. Louis (12/20), which was a crucial sack for an 11-yard loss to end the Rams fourth

quarter drive...played at defensive end and on special teams at Miami (12/27)...made three tackles (two solo) including one for a loss and had one quarterback hit vs. New England (1/3).

COLLEGE: In 51 games, started 16 contests (14 at defensive end, one at tight end, one at H-Back)... moved to the defensive line for his final season and produced 66 tackles (40 solos) with 16 solo tackles on special teams...registered 12.0 sacks for minus 74 yards, 18.0 stops for losses of 94 yards and a league-high 20 QB pressures... earned first-team All-American and All-Big East Conference honors as a senior...blocked five career kicks, recovered three fumbles, deflected eight passes...his 12.0 quarterback sacks in 2008 ranked third on the school season-record list...finished his career with 53 career receptions for 692 yards and six touchdowns and had three career punt returns for 38 yards...played on the Bearcats basketball team for two seasons as a walk-on, seeing action in 39 games...secondary education major.

PERSONAL: First-team all-state selection as a senior...earned all-league, all-Catholic, and all-district honors...recipient of team's offensive and defensive MVP awards...rated the No. 17 player in Michigan by the *Detroit Free Press*...all league selection in basketball as a junior and all-Catholic as a senior...helped school to a district title as a junior.



HOUSTONTEXANS.COM

BARWIN, CONNOR

Barwin's 2009 Season Statistics

Date, Opp	GP	GS	TACKLES						INTERCEPTIONS					FUMBLES			
			Tot	Solo	Asst	Sk	Yds	No	Yds	Lg	TD	PD	FF	FR	Yds	TD	
9/13 vs. NYJ	1	0	1	1	0	0.0	0	0	0	0	0	0	0	0	0	0	0
9/20 @ TEN	1	0	0	0	0	0.0	0	0	0	0	0	0	0	0	0	0	0
9/27 vs. JAX	1	0	1	0	1	0.0	0	0	0	0	0	0	0	0	0	0	0
10/4 vs. OAK	1	0	1	0	1	0.0	0	0	0	0	0	1	0	1	0	0	0
10/11 @ ARI	1	0	1	1	0	0.0	0	0	0	0	0	1	0	0	0	0	0
10/18 @ CIN	1	0	1	1	0	1.0	9	0	0	0	0	0	0	0	0	0	0
10/25 vs. SF	1	0	1	1	0	0.0	0	0	0	0	0	0	0	0	0	0	0
11/1 @ BUF	1	0	1	0	1	0.0	0	0	0	0	0	0	0	0	0	0	0
11/8 @ IND	1	0	0	0	0	0.0	0	0	0	0	0	0	0	0	0	0	0
11/23 vs. TEN	1	0	0	0	0	0.0	0	0	0	0	0	0	0	0	0	0	0
11/29 vs. IND	1	0	1	1	0	1.0	8	0	0	0	0	0	0	0	0	0	0
12/6 @ JAX	1	0	1	0	1	0.5	5	0	0	0	0	0	0	0	0	0	0
12/13 vs. SEA	1	0	2	2	0	0.0	0	0	0	0	0	1	0	0	0	0	0
12/20 @ STL	1	0	1	1	0	1.0	11	0	0	0	0	1	0	0	0	0	0
12/27 @ MIA	1	0	0	0	0	0.0	0	0	0	0	0	0	0	0	0	0	0
1/3/10 vs. NE	1	0	3	2	1	1.0	10	0	0	0	0	0	0	0	0	0	0
2009 Totals	16	0	15	10	5	4.5	43	0	0	0	0	4	0	1	0	0	0

Single Game Highs

Sacks

1.0 vs. New England (1-3-10) B. Hoyer
 1.0 @ Cincinnati (10-18-09) C. Palmer
 1.0 vs. Indianapolis (11-29-09) P. Manning
 1.0 @ St. Louis (12-20-09) K. Null
 0.5 @ Jacksonville (12-6-09) D. Garrard

Tackles

2, vs. Seattle (12-13-09)

Fumble Recoveries

1 vs. Oakland (10-4-09)

Passes Defensed

1 @ Arizona (10-11-09)
 1 vs. Oakland (10-4-09)

Additional Statistics

Special Teams Tackles: 2 total; 2009 – 2.



32 Fred BENNETT

CORNERBACK

Height: 6-1 | Weight: 200 | College: South Carolina |
Hometown: Manning, South Carolina | 4th NFL Season |
4th with Texans | Age as of Kickoff Weekend 2010: 26 |
Acquired: D4, 2007 (123rd overall) | 2009 GP/GS: 10/3 |
Career GP/GS: 40/17 | Teams: Houston, 2007-2009 |

TRANSACTIONS: Selected by Houston Texans in the fourth round (123rd pick overall) of the 2007 NFL Draft...Signed by Texans on July 26, 2007.

PRO: Physical, rangy cornerback who led the Texans in interceptions as a rookie...was the second Texans rookie to lead the team in interceptions, following CB Dunta Robinson, who had 6 in 2004...has appeared in 39 career games for the Texans starting 17...has made 111 career tackles, five interceptions, 24 passes defended and four forced fumbles.

2009 (Houston 10/3): Played in three games with three starts in 2009...started at cornerback vs. the New York Jets (9/13) and recorded four tackles (three solo)...made five tackles at Tennessee (9/20) playing cornerback and special teams...had six tackles (four solo) vs. Jacksonville (9/27)...played at cornerback and on special teams where he recovered a fumble vs. Oakland (10/4)...played at cornerback and made two tackles on special teams at Arizona (10/11)...saw action on special teams at Cincinnati (10/18)...was inactive vs. San Francisco (10/25), at Buffalo (11/1), at Indianapolis (11/8) and vs. Tennessee (11/23)...played on special teams vs. Indianapolis (11/29), at Jacksonville (12/6) and vs. Seattle (12/13)...inactive at St. Louis (12/20) and at Miami (12/27)...saw action on special teams vs. New England (1/3).

2008 (Houston 16/6): Played in all 16 games with six starts...registered 41 total tackles with 33 solo...also forced two fumbles...started at cornerback at Pittsburgh (9/7) and recorded four solo tackles with one assist...forced a fumble when he hit WR Santonio Holmes in the second quarter...started at cornerback at Indianapolis and recorded a season-high seven total tack-

les...played at cornerback at Cleveland (11/16) and made his first interception of the season when he snatched a Brady Quinn pass away in the third quarter for his fourth career pick...played at cornerback vs. Tennessee (12/14) and intercepted QB Kerry Collins' third pass of the game for his second pick of the season and fifth of his career...returned the interception 23 yards for the second longest return of his career.

2007 (Houston 14/8): Played in 14 games with eight starts...led the team with three interceptions...ranked third among NFL rookies and was the fifth-best total in Texans history...registered 55 tackles, including 49 solos, a team-high 17 passes defended and two forced fumbles...made his first NFL start at Oakland (11/4) and finished with three total tackles...intercepted his first career pass, picking off QB Josh McCown in the second quarter and returning it 14 yards...started at Cleveland (11/25) and registered his second interception of the season, returning it for 33 yards and six total tackles...started at Tennessee (12/2) and recorded five total stops, three solo...intercepted his third pass of the season...started at Indianapolis (12/23) and recorded a career-high 11 solo tackles...also recorded a pass defended and a forced fumble.

COLLEGE: Played in 48 career games at South Carolina, starting 34, and finished with 108 tackles (83 solos), nine interceptions, 24 pass deflections, one forced fumble and a fumble recovery...played both cornerback and safety during his career...two-time All- Southeastern Conference selection...named a defensive captain as a senior in 2006.



HOUSTONTEXANS.COM

BENNETT, FRED

PERSONAL: Attended Manning (S.C.) High School...was a 2001 Shrine Bowl participant...rated the fourth-best prospect in the state of South Carolina according to Super Prep...captain of both the football and basketball teams, and

also competed in track...competed the 100- and 200-meter dashes, high jumped and ran a leg on the school's 4x100-meter relay team...born Fredrick Bennett in Manning, S.C.

Bennett's 2009 Season Statistics

Date, Opp	GP	GS	TACKLES					Yds	INTERCEPTIONS					FUMBLES			
			Tot	Solo	Asst	Sk	No		Yds	Lg	TD	PD	FF	FR	Yds	TD	
9/13 vs. NYJ	1	1	4	3	1	0.0	0	0	0	0	0	0	0	0	0	0	0
9/20 @ TEN	1	1	5	5	0	0.0	0	0	0	0	0	1	0	0	0	0	0
9/27 vs. JAX	1	1	6	4	2	0.0	0	0	0	0	0	0	0	0	0	0	0
10/4 vs. OAK	1	0	0	0	0	0.0	0	0	0	0	0	0	0	1	0	0	0
10/11 @ ARI	1	0	0	0	0	0.0	0	0	0	0	0	0	0	0	0	0	0
10/18 @ CIN	1	0	0	0	0	0.0	0	0	0	0	0	0	0	0	0	0	0
10/25 vs. SF	INACTIVE																
11/1 @ BUF	INACTIVE																
11/8 @ IND	INACTIVE																
11/23 vs. TEN	INACTIVE																
11/29 vs. IND	1	0	0	0	0	0.0	0	0	0	0	0	0	0	0	0	0	0
12/6 @ JAX	1	0	0	0	0	0.0	0	0	0	0	0	0	0	0	0	0	0
12/13 vs. SEA	1	0	0	0	0	0.0	0	0	0	0	0	0	0	0	0	0	0
12/20 @ STL	INACTIVE																
12/27 @ MIA	INACTIVE																
1/3 vs. NE	1	0	0	0	0	0.0	0	0	0	0	0	0	0	0	0	0	0
2009 Totals	10	3	15	12	3	0.0	0	0	0	0	0	1	0	1	0	0	0

Bennett's Career Statistics

				TACKLES					INTERCEPTIONS					FUMBLES			
Year	Team	GP	GS	Tot	Solo	Asst	Sk	Yds	No	Yds	Lg	TD	PD	FF	FR	Yds	TD
2007	Hou	14	8	55	49	6	0	0	3	47	33	0	17	2	0	0	0
2008	Hou	16	6	41	33	8	0	0	2	26	23	0	6	2	0	0	0
2009	Hou	10	3	15	12	3	0.0	0	0	0	0	0	1	0	1	0	0
NFL Totals		40	17	111	94	17	0.0	0	5	73	56	0	24	4	1	0	0

Single Game Highs

Tackles

11 @ Indianapolis (12-23-07)
8 vs. Tampa Bay (12-9-07)
8 vs. Denver (12-13-07)

Interceptions

1 vs. Tennessee (12-14-08)
1 @ Cleveland (11-23-08)
1 @ Tennessee (12-2-07)
1 @ Cleveland (11-25-07)
1 @ Oakland (11-4-07)

Forced Fumbles

1 vs. Chicago (12-28-08)
1 @ Pittsburgh (9-7-08)
1 @ Indianapolis (12-23-07)
1 @ Jacksonville (10-14-07)

Fumble Recoveries

1 vs. Oakland (10-4-09)

Additional Statistics

Special Teams Tackles: 12 total; 2007 – 7, 2008 – 2, 2009 – 3.



HOUSTONTEXANS.COM

57 Kevin BENTLEY

LINEBACKER



Height: 6-0 | **Weight:** 247 | **College:** Northwestern |
Hometown: North Hills, California | **9th NFL Season** |
3rd with Texans | **Age as of Kickoff Weekend 2010:** 30 |
Acquired: UFA-'08 (Seattle) | **2009 GP/GS:** 16/0 |
Career GP/GS: 119/29 | **Teams:** Cleveland 2002-04, Seattle
2005-07, Houston 2008-09 |

TRANSACTIONS: Selected by the Cleveland Browns in the fourth round (101st pick overall) of the 2002 NFL draft...Signed by Browns on July 16, 2002...Signed with the Seattle Seahawks on March 17, 2005...Signed with the Houston Texans on March 3, 2008.

PRO: One of the best Texans special teams players...versatile linebacker that has the ability to play all three linebacker positions in the 4-3 defense...has appeared in 118 career games with 29 starts...started seven games in 2008, most since his second year in the NFL...has 258 career tackles and recorded his first career sack last season...played in Super Bowl XL with the Seattle Seahawks in 2006.

2009 (Houston 16/0): Named one of the special teams captains for 2009...played in three games...had one tackle vs. the New York Jets (9-13)...assisted on a special teams tackle at Tennessee (9/20)...made one special teams tackle vs. Jacksonville (9/27)...saw action on special teams vs. Oakland (10/4)...had one tackle on special teams at Arizona (10/11)...assisted on a special teams tackle at Cincinnati (10/18)...had one special teams tackle vs. San Francisco (10/25)...made one special teams tackle and assisted on two others at Buffalo (11/1)...assisted on one special teams tackle at Indianapolis (11/8)...assisted on two special teams tackles vs. Tennessee (11/23)...assisted on a special teams tackle vs. Indianapolis (11/29)...made one special teams tackle at Jacksonville (12/6)...played on special teams vs. Seattle (12/13) and responded with two special teams tackles while assisting on two others and getting a hand on a first quarter punt that resulted in a punt of only 18 yards...played on special teams at St. Louis

(12/20)...made one special teams tackle at Miami (12/27)...made one special teams tackle vs. New England (1/3).

2008 (Houston 16/7): Played in all 16 games with seven starts...recorded the second-most starts in his career...finished the season with 32 total tackles and one forced fumble...recorded his first career sack in Week 10 against Baltimore...also led the Texans in special teams tackles with 23...recorded four tackles on special teams at Pittsburgh (9/7)...made his first start of the season at linebacker and posted seven total tackles, including his first career sack vs. Baltimore (11/9)...started at linebacker and made four total tackles, three solo at Cleveland (11/23)...started at linebacker and posted three solo tackles and two assists vs. Jacksonville (12/1) and also made two tackles and one assist on special teams...started at linebacker and recorded one assist on defense and two special teams tackles at Green Bay (12/7)...led the team with a season-high eight tackles vs. Tennessee (12/14)...also posted one pass defended...started at linebacker and totaled five tackles at Oakland (12/21)...recovered a fumble in the fourth quarter...was his first fumble recovery of the season and the fourth of his career...started at linebacker vs. Chicago (12/28) and made one solo tackle and one assist.

2007 (Seattle 14/2): Saw action in 14 games with two starts...recorded 17 total tackles, 11 solo...registered four tackles at Arizona (9/16)...started and recorded a season-high 10 total tackles, six solo, vs. San Francisco (11/12)...saw action on special teams vs. Washington in the NFC Wild Card Game (1/5/08)...recorded two tackles and played on

BENTLEY, KEVIN

special teams at Green Bay in the NFC Divisional Playoff Game (1/12/08).

2006 (Seattle 14/0): Played in 14 games...spent the majority of the season on special teams...tied for a team-leading 14 special teams tackles, a career-high...finished with 10 tackles in seven games...also registered three passes defended...contributed three solo tackles vs. Oakland (11/6)...recorded four total tackles at Tampa Bay (12/31).

2005 (Seattle 15/3): Saw action in 15 games with three starts...finished with 22 tackles...made his first start of the season vs. San Francisco (12/11)...recorded a season-high six solo tackles at Tennessee...recorded six total tackles at Green Bay (1/1/06)...played in three postseason games, including Super Bowl XL (2/3/06).

2004 (Cleveland 16/3): Played in all 16 games including three starts...registered 51 tackles on the season, 16 solo, along with a forced fumble and a pass defended...tied for fifth on the team with 12 special teams stops...recorded a season high eight total tackles vs. Baltimore (9/12)...tied his season-high with eight total tackles at Pittsburgh (10/10).

2003 (Cleveland 16/14): Made 14 starts and saw action in all 16 games...finished the season with a career-high 91 total tackles, 55 solo, and one interception for 25 yards...contributed 5 special teams tackles...registered his first career interception in the season opener vs. Indianapolis (9/7)...recorded a career-high 14 solo stops at New England (10/26).

2002 (Cleveland 12/0): Saw action in 12 games...recorded 17 total tackles, 11 solo, and four special teams stops...registered a career-high seven total tackles at Tampa Bay...contributed five stops in the season finale vs. Atlanta (12/29)...recorded four tackles at linebacker in AFC Wild Card Game at Pittsburgh (1/5/03).

COLLEGE: Finished his college career at Northwestern with 390 total tackles and six sacks...started in 33 games...All-Big Ten second team as a senior with a team-leading 147 tackles...recorded a career-high 148 total tackles as a sophomore...communications major.

PERSONAL: Attended Montclair High School in Montclair, Calif...Los Angeles Times All-Valley selection...combined for 220 tackles as a junior and senior...lettered in football and basketball...Honor Society member as a junior and senior...born Kevin Kinte Bentley.



BENTLEY, KEVIN

Bentley's 2009 Season Statistics

Date, Opp	GP	GS	TACKLES					Yds	INTERCEPTIONS					FUMBLES			
			Tot	Solo	Asst	Sk	No		Yds	Lg	TD	PD	FF	FR	Yds	TD	
9/13 vs. NYJ	1	0	1	1	0	0.0	0	0	0	0	0	0	0	0	0	0	0
9/20 @ TEN	1	0	0	0	0	0.0	0	0	0	0	0	0	0	0	0	0	0
9/27 vs. JAX	1	0	0	0	0	0.0	0	0	0	0	0	0	0	0	0	0	0
10/4 vs. OAK	1	0	0	0	0	0.0	0	0	0	0	0	0	0	0	0	0	0
10/11 @ ARI	1	0	0	0	0	0.0	0	0	0	0	0	0	0	0	0	0	0
10/18 @ CIN	1	0	0	0	0	0.0	0	0	0	0	0	0	0	0	0	0	0
10/25 vs. SF	1	0	0	0	0	0.0	0	0	0	0	0	0	0	0	0	0	0
11/1 @ BUF	1	0	0	0	0	0.0	0	0	0	0	0	0	0	0	0	0	0
11/8 @ IND	1	0	0	0	0	0.0	0	0	0	0	0	0	0	0	0	0	0
11/23 vs. TEN	1	0	0	0	0	0.0	0	0	0	0	0	0	0	0	0	0	0
11/29 vs. IND	1	0	0	0	0	0.0	0	0	0	0	0	0	0	0	0	0	0
12/6 @ JAX	1	0	0	0	0	0.0	0	0	0	0	0	0	0	0	0	0	0
12/13 vs. SEA	1	0	0	0	0	0.0	0	0	0	0	0	0	0	0	0	0	0
12/20 @ STL	1	0	0	0	0	0.0	0	0	0	0	0	0	0	0	0	0	0
12/27 @ MIA	1	0	0	0	0	0.0	0	0	0	0	0	0	0	0	0	0	0
1/3 vs. NE	1	0	0	0	0	0.0	0	0	0	0	0	0	0	0	0	0	0
2009 Totals	16	0	1	1	0	0.0	0	0	0	0	0	0	0	0	0	0	0

Bentley's Career Statistics

Year	Team	GP	GS	TACKLES					Yds	INTERCEPTIONS					FUMBLES			
				Tot	Solo	Asst	Sk	No		Yds	Lg	TD	PD	FF	FR	Yds	TD	
2002	Cle	12	0	34	20	14	0.0	0	0	0	0	0	1	0	2	0	0	
2003	Cle	16	14	91	55	36	0.0	0	1	25	25	0	2	0	0	0	0	
2004	Cle	16	3	51	35	16	0.0	0	0	0	0	0	0	1	0	0	0	
2005	Sea	15	3	22	18	4	0.0	0	0	0	0	0	1	0	0	0	0	
2006	Sea	14	0	10	7	3	0.0	0	0	0	0	0	3	1	1	0	0	
2007	Sea	14	2	17	11	6	0.0	0	0	0	0	0	0	0	0	0	0	
2008	Hou	16	7	32	21	11	1.0	15	0	0	0	0	1	0	1	0	0	
2009	Hou	16	0	1	1	0	0.0	0	0	0	0	0	0	0	0	0	0	
NFL Totals		119	29	258	168	90	1.0	15	1	25	25	0	8	2	4	0	0	

Single Game Highs

Tackles

14 @ New England (10-26-03)

10 vs. San Diego (10-29-03)

10 vs. San Francisco (11-12-07)

Interceptions

1 vs. Indianapolis (9-7-03)

Sack

1 vs. Baltimore (11-9-08) J. Flacco

Forced Fumble

1 vs. Washington (10-3-04)

1 @ Tampa Bay (12-31-06)

Fumble Recovery

2 vs. Houston (10-20-02)

1 @ Oakland (12-21-08)

1 @ St. Louis (10-15-06)

Additional Statistics

Special Teams Tackles: 82 total; 2002 – 4, 2003 – 5, 2004 – 9, 2005 – 8, 2006 – 10, 2007 – 10, 2008 – 23, 2009 – 19.



HOUSTONTEXANS.COM

50 Darnell BING

LINEBACKER



Height: 6-2 | **Weight:** 232 | **College:** Southern California |
Hometown: Long Beach, California | **2nd NFL Season** |
2nd with Texans | **Age as of Kickoff Weekend 2010:** 25 |
Acquired: FA-'09 | **2009 GP/GS:** 0/0 |
Career GP/GS: 5/5 | **Teams:** Oakland, 2006-07; San Francisco, 2007; New York Jets, 2008; Detroit 2008-09; Houston 2009 |

TRANSACTIONS: Drafted by the Oakland Raiders in the 4th round (101st overall), April 30, 2006...signed by the Raiders, July 25, 2006...placed on injured reserve by Raiders on Sept. 2, 2006...released by the Raiders on July 25, 2007...claimed off waivers by the San Francisco 49ers on July 26, 2007...released by the 49ers on Sept. 1, 2007...signed by the 49ers to the practice squad on Sept. 2, 2007...signed by the New York Jets to a reserve/future contract on Jan. 9, 2008...released by the Jets on July 29, 2008...signed as a free agent by the Detroit Lions on Aug. 4, 2008...released by the Lions on Aug. 30, 2008...signed by the Lions to the practice squad on Aug. 31, 2008...signed to Lions' active roster on Dec. 8, 2008...waived by the Lions on Oct. 6, 2009...signed to Texans' practice squad on Oct. 14, 2009...signed by the Texans to a reserve/future contract on Jan. 11, 2010.

PRO: Versatile young linebacker who joined the Texans practice squad during the 2009 season...will compete for a spot on the 53-man roster during training camp...spent most of 2008 season on the Lions practice squad before being signed active roster (12/8)...originally signed with the Lions (8/4/08)...released (8/30/08)...signed to Lions' practice squad (8/31)...spent time with the New York Jets on 2008...spent entire 2007 season on the 49ers' practice squad after San Francisco claimed him off waivers (7/26) from Oakland...originally drafted by Oakland Raiders in the fourth round (101st overall) of the 2006 NFL Draft, but never saw any playing time as he was placed on their injured reserve list with a neck injury prior to the 2006 season and was released July 25, 2007.

COLLEGE: In 37 games at USC, started 35 times and recorded 182 tackles (120 solo)...also had 12.5 stops for losses, including a sack, and caused three fumbles while recovering another and had 18 passes defended and eight interceptions including one for a touchdown...All-American first-team selection by the *Associated Press* and *Rivals.com*, adding second-team honors from *The NFL Draft Report* and Walter Camp Foundation in 2005...semi-finalist for the 2005 Thorpe Award and quarter-finalist for the Lott Trophy...finished with 50 tackles (36 solos), including 2.5 stops for losses of four yards his senior year...saw action as a kickoff returner, gaining 143 yards on five attempts (28.6 avg)...All-Pac 10 Conference second-team selection in 2004 and recorded 63 tackles (43 solos), including an assisted sack (five yards) and eight stops for losses while adding two forced fumbles, seven passes defended and gained eight yards on a pair of interception returns...in 2003, Freshman All-American first-team selection by *The Sporting News* and Scripps/Football Writers Association...named Pac-10 Defensive Freshman of the Year by *The Sporting News*.

PERSONAL: *Parade*, *Super Prep*, *Prep Star*, Tom Lemming and Max Emfinger All-American first-team selection at Long Beach Poly High in Long Beach, California...Added *USA Today* All-USA second-team, All-CIF Southern Section, All-CIF Division I, *Los Angeles Times* All-Southeast/South Coast and *Long Beach Press-Telegram* Dream Team first-team honors as a senior...recorded 86 tackles (34 solos), a sack, five interceptions, two fumble recoveries, a forced fumble and five deflections in 2001 as a senior and ran for 256 yards on 20 carries with five touchdowns on offense.



HOUSTONTEXANS.COM



65 Mike BRISIEL

GUARD

Height: 6-5 | **Weight:** 298 | **College:** Colorado State |
Hometown: Fayetteville, Arkansas | **3rd NFL Season** |
5th with Texans | **Age as of Kickoff Weekend 2010:** 27 |
Acquired: CFA-'06 | **2009 GP/GS:** 5/5 |
Career GP/GS: 25/25 | **Teams:** Houston, 2006-09 |

TRANSACTIONS: Signed by the Houston Texans as an undrafted free agent on May 4, 2006... Released by the Texans on August 28, 2006... Signed to the Texans practice squad on September 4, 2006... Released by the Texans on October 9, 2006... Signed by the Texans on January 2, 2007... Released by the Texans on August 31, 2007... Signed by the Texans to the practice squad on September 4, 2007... Signed to the Texans active roster on December 4, 2007... Placed on reserve/injured list on October 14, 2009.

HONORS: 2008 *USA Today* All-Joe Team.

PRO: Young, versatile linemen that gained experience in his first full year in the NFL last year... has started in all 25 games he's played in his NFL career... started all 16 games in 2008... one of three Texans offensive linemen to take all snaps on offense in 2008... played center in NFL Europe with the Hamburg Sea Devils in 2007.

2009 (Houston 5/5): Started at right guard vs. the New York Jets (9/13)... started at right guard at Tennessee (9/20) and helped QB Matt Schaub set a career-high with four touchdown passes... helped Schaub pass for his second consecutive 300-yard game, starting vs. Jacksonville (9/27)... made his 24th consecutive start for the Texans at right guard vs. Oakland (10/4)... started at right guard at Arizona (10/11) when Schaub threw for a season-high 371 yards and two touchdowns... placed on reserve/injured list (10/14).

2008 (Houston 16/16): Started all 16 games... helped clear the way for rookie RB Steve Slaton to lead all rookie rushers with 1,282 yards on the ground... started at right guard at Pittsburgh (9/7)... started at right guard at Tennessee (9/21)... helped rookie running back Steve Slaton

run for his first 100-yard game... started at right guard at Jacksonville (9/28)... helped QB Matt Schaub tie a career-high with three touchdown passes... started at right guard vs. Indianapolis (10/5)... started at right guard vs. Miami (10/12)... started at right guard vs. Detroit (10/19)... started at right guard vs. Cincinnati (10/26)... started at right guard at Minnesota (11/2)... started at right guard vs. Baltimore (11/9)... started at right guard at Indianapolis (11/16)... was part of an offensive line that helped rookie running back Steve Slaton set a Texans rookie record with 156 rushing yards... started at right guard at Cleveland (11/23)... started at right guard vs. Jacksonville (12/1)... was part of the offensive line that helped RB Steve Slaton rush for 130 yards and two touchdowns... started at right guard at Green Bay (12/7)... was part of the offensive line that blocked for QB Matt Schaub to throw for 414 yards and two touchdowns... started at right guard vs. Tennessee (12/14)... part of the offensive line that helped RB Steve Slaton run for his third consecutive 100-yard game... started at right guard at Oakland (12/21)... started at right guard vs. Chicago (12/28)... protected for QB Matt Schaub to throw for 328 yards and two touchdowns.

2007 (Houston 4/4): Started the first four games of his career... started his first NFL game for injured RG Fred Weary against Tampa Bay (12/9)... started against Denver (12/13), at Indianapolis (12/23) and in the season final against Jacksonville (12/30).

2006 (Houston 0/0): Spent season on practice squad.



HOUSTONTEXANS.COM

BRISIEL, MIKE

COLLEGE: Second team All-Mountain West honoree as a senior at Colorado State...All-Mountain West honorable mention as a junior...started in his 22nd-straight game against Air Force...honorable mention all-conference as a sophomore...started last 11 games in a row...started in nine games overall and the last five in a row as a redshirt freshman...majored in agricultural business.

PERSONAL: Three-time letter winner in football at Fayetteville (Ark.) High School...also earned two letters in track and baseball...as a senior was selected to the all-state team, the all-times team, the all-area team, the all-Arkansas team and was named to the Associated Press Super Prep team...recipient of the all-region lineman award...member of the National Honor Society.

Brisiel's Career Stats

Games/Starts: 2007: 4/4, 2008: 16/16 2009: 5/5 Total: 25/25.





76 Duane BROWN

TACKLE

Height: 6-4 | Weight: 314 | College: Virginia Tech |
Hometown: Richmond, Virginia | 3rd NFL Season |
3rd with Texans | Age as of Kickoff Weekend 2010: 25 |
Acquired: D1-'08 (26th overall) | 2009 GP/GS: 16/16 |
Career GP/GS: 32/32 | Teams: Houston, 2008-09 |

TRANSACTIONS: Selected by Houston Texans in first round (26th pick overall) of the 2008 NFL draft...Signed by the Texans on July 25, 2008.

PRO: Young, agile offensive lineman...became the second rookie in Texans history to start all 16 games on the offensive line...has started every game of his pro career at left tackle...possesses great footwork and speed after beginning his college career as a tight end.

2009 (Houston 16/16): Started all 16 games for the second consecutive year...protected the blind side of QB Matt Schaub, who led the NFL with 4,770 passing yards...helped the offense set franchise records with 6,129 total yards and 388 points...started at left tackle vs. the New York Jets (9/13)...started at left tackle at Tennessee (9/20) and helped protect QB Matt Schaub, allowing him to set a career-high with four touchdown passes...helped Schaub have his second consecutive 300-yard passing game in his start vs. Jacksonville (9/27)...started at left tackle vs. Oakland (10/4)...started at left tackle at Arizona (10/11) when Schaub threw for a season-high 371 yards and two touchdowns...made a crucial block on a screen pass, clearing the way for Steve Slaton to run 38 yards for a touchdown at Cincinnati (10/18)...started at LT vs. San Francisco (10/25), Buffalo (11/1) and at Indianapolis (11/8)...protected quarterback Matt Schaub vs. Tennessee (11/23) as he had his second consecutive 300-yard passing game...started his 27th consecutive game at left tackle vs. Indianapolis (11/29)...helped the offense gain over 300 yards for the 11th consecutive game at Jacksonville (12/6)...part of the offensive line that blocked for QB Matt Schaub as he threw for 365 yards and two touchdowns vs. Seattle (12/13) without allowing him to be sacked...blocked for quarter-

back Matt Schaub at St. Louis (12/20) where he threw for 367 yards and was not sacked for the second consecutive game and fourth time this season...started his 31st consecutive game at left tackle at Miami (12/27)...extended his starting streak to 32 vs. New England (1/3/10) and helped the offense gain 429 total yards.

2008 (Houston 16/16): Started in all 16 games as a rookie...makes him the first Texans rookie lineman to start every game since LG Chester Pitts in 2002...played in 80% of plays as a rookie left tackle...started his first game in the NFL at left tackle at Pittsburgh (9/7)...in the second start of his career, helped rookie running back Steve Slaton rush for his first 100-yard game at Tennessee (9/21)...started at left tackle at Indianapolis (11/16) and was part of an offensive line that helped rookie running back Steve Slaton set a Texans rookie record with 156 rushing yards...started at left tackle at Cleveland (11/23)...started at left tackle and helped RB Steve Slaton rush for 130 yards and two touchdowns vs. Jacksonville (12/1)...started at left tackle at Green Bay (12/7) and was part of the offensive line that blocked for QB Matt Schaub to throw for 414 yards and two touchdowns...started at left tackle vs. Tennessee (12/14)...part of the offensive line that helped RB Steve Slaton run 100 yards, the only player in 2008 to rush for 100 yards against the Titans, accomplishing the feat twice as a rookie...started at left tackle vs. Chicago (12/28) and helped allow QB Matt Schaub to throw for 328 yards and two touchdowns.

COLLEGE: Registered 71 knockdown blocks in his three seasons as an offensive tackle...earned second-team All-Atlantic Coast Conference recognition for the second-straight season and was a two-time state Offensive Lineman/End of



HOUSTONTEXANS.COM

BROWN, DUANE

the Year pick by the Richmond Touchdown Club... also recorded six tackles and blocked three kicks on special teams as a senior...on offense, he caught three passes for 64 yards (21.3 average) and one touchdown, adding three yards on a rushing attempt...apparel, housing and resource management major, with a minor in consumer studies.

PERSONAL: Attended Hermitage (Richmond, Va.) High School...lettered twice as a tight end and defensive end...played in the Panthers' first three games his senior year before suffering a broken leg, but returned for the Central Region semifinal

game, catching seven passes for just under 100 yards in his limited playing time also recorded 15 tackles, along with a pair of sacks to earn second-team All-District honors...as a junior, Brown registered 10 catches for 115 yards and two scores, while contributing six sacks on defense...lettered in basketball...finished fourth in the Group AAA outdoor shot put competition.

Brown's Career Stats

Games/Starts: 2008: 16/16, 2009: 16/16; Total: 32/32.

Tackles: 2 total; 2009 – 2.



3

Kris BROWN

KICKER



Height: 5-11 | **Weight:** 214 | **College:** Nebraska |
Hometown: Southlake, Texas | **12th NFL Season** |
9th with Texans | **Age as of Kickoff Weekend 2010:** 33 |
Acquired: RFA-'02 (Pittsburgh) | **2009 GP/GS:** 16/0 |
Career GP/GS: 176/0 | **Teams:** Pittsburgh, 1991-2001; Houston, 2002-09 |

TRANSACTIONS: Selected by Pittsburgh Steelers in seventh round (228th pick overall) of 1999 NFL Draft...Signed by Steelers on June 29, 1999...Signed as a restricted free agent by Houston Texans on March 25, 2002.

HONORS: 2007 AFC Special Teams Player of the Week (5), 2006 AFC Special Teams Player of the Week (16), 2004 AFC Special Teams Player of the Week (3), 1999 AFC Special Teams Player of the Week (7).

PRO: One of the league's most consistent and clutch kickers...has connected on 77.3 percent of career FG attempts (252 of 326)...has scored 1,103 career points...his 1,103 points over the last 11 seasons ranks Brown seventh in the NFL in scoring since entering the NFL in 1999...is the franchise's all-time leading scorer with 767 points...has scored in 99 consecutive games dating back to 12/14/03...tied an NFL record vs. Miami on 10/7/07 when he became just the third kicker in NFL history to make three FGs of 50 yards or more in a game, connecting on a pair of 54-yarders and a game-winning 57-yarder as time expired...has made 13 career game-winning field goals, 10 with the Texans...the only player in Texans history to play in all 128 games...has not missed a game in his NFL career...joins Ryan Longwell as the only kickers in the NFL to play all 176 games over the past 11 seasons.

2009 (Houston 16/0): Topped 100 points for the third consecutive season, finishing the year with 106 points...made 21 of 32 field goal attempts (65.6 percent) and also connected on 43 of 44 extra point tries...made two game-winning field goals, beating Tennessee (9/20) with a 23-yarder and St. Louis (12/20) with a 28-yard kick...converted

his lone extra point attempt vs.the New York Jets (9/13)...kicked his 12th game-winning field goal of his career with 2:25 remaining to break a 31-31 tie...also kicked a 23-yard field goal to go along with four PATs and finished with 10 points for the game...remained perfect on the year with a 27-yard field goal in the third quarter vs. Jacksonville (9/27) while connecting on all three PAT attempts...totaled nine points vs. Oakland (10/4), kicking two field goals and converting on three PATs...converted all three extra point attempts and had one field goal blocked at Arizona (10/11)...converted all four extra point attempts and had one field goal blocked at Cincinnati (10/18)...converted a 50-yard field goal with 7:21 remaining in the 4th quarter vs. San Francisco (10/25) which proved to be the Texans margin of victory... made field goals of 22, 26 and 42 yards as well as being a perfect 2-for-2 in PAT attempts in the Texans win at Buffalo (11/1)...connected on a 56-yard field goal as time expired in the first half at Indianapolis (11/8), the longest field goal to date in the NFL in 2009. For the game, Brown was 1-of-2 on field goal attempts and 2-for-2 in PAT attempts...made one-of-three field goal attempts and scored five points vs. Tennessee (11/23)...scored nine points after connect on field goals from 35 and 33 yards and converting on all three PAT attempts vs. Indianapolis (11/29)...kicked a 32-yard field goal and one PAT to score four points at Jacksonville (12/6)...connected on 2-of-4 field goal attempts and added four PATs to finish with ten points for the game vs. Seattle (12/13)...kicked three field goals and one PAT including the game winner from 28-yards with 4:38 remaining in the fourth quarter to break a 13-13 tie at St. Louis (12/20)...connected on field goals from 49 and 22 yards and was a perfect 3-for-3 on PATs at Miami (12/27).



HOUSTONTEXANS.COM

BROWN, KRIS

2008 (Houston 16/0): Made 29-of-33 field goals for a career-high 87.6 percent conversion rate... converted 37-of-37 extra point attempts to tie his single-season high of 124 points...his 124 points are a Texans record for most points in a season... began the season converting his 15 field goal attempts tying a career record for consecutive field goals made...he has accomplished the feat three times in his career...last time he hit 15 straight was from 12/3/06 through 9/30/07....the streak was the longest season-opening streak of his career...saw the streak end on a blocked attempt at Cleveland (11/23)...kicked three field goals and converted one extra point attempt at Green Bay (12/7)...nailed his 11th career game-winning field goal when he hit a 40-yarder as time expired to give the Texans a 24-21 win.

2007 (Houston 16/0): Played in all 16 games and recorded one of the most productive seasons of his career...finished the season with 115 points, the second-highest point total of his career...his 86.2 FG percentage (25-of-29) matched the best accuracy mark of his career (25-of-29 in 1999 for Pittsburgh)...earned AFC Special Teams Player of the Week and tied an NFL record vs. Miami (10/7), becoming the third kicker to make three FGs of 50 yards or more in a game, connecting on a pair of 54-yarders and a game-winning 57-yarder as time expired...was named as an alternate for the 2008 AFC Pro Bowl squad.

2006 (Houston 16/0): Played in all 16 games and finished the season with 83 total points... connected on 19-of-25 FGs and 26-of-27 extra points...had his highest scoring game of the season hitting three-of-four FGs from 42, 47 and 39 yards and two PATs for 11 points at Oakland (12/3)...hit both FG attempts of 42 and 48 yards, including the game-winning 48-yarder as time expired in the game and two PATs vs. Indianapolis (12/24)...earned AFC Special Teams Player of the Week for his performance.

2005 (Houston 16/0): Played in 16 games, scoring

102 points, his most in five seasons with the Texans...connected on 26-of-34 FG attempts...nailed four FGs of 32, 38, 43 and 47 yards vs. Tennessee (10/9)...was the sixth time of his career to make four or more FGs in a game... nailed four-of-five FG attempts, including a game-winning 40-yarder to give the Texans their first win of the season vs. Cleveland (10/30)...was a perfect five-for-five on FG attempts (22, 26, 29, 39, and 39) at Baltimore (12/4)...it was the fourth time in his career and second as a Texan that he made five field goals in a game.

2004 (Houston 16/0): Played in all 16 games, scoring 85 points...connected on 17-of-24 FG attempts, including 13 of his first 14...connected on all 34 PATs...kicked three FGs, including the game-winning 49-yarder with two seconds remaining, in 24-21 win at Kansas City (9/26)...also hit from 28 and 49 yards and cracked the career 500-point barrier...earned AFC Special Teams Player of the Week honors.

2003 (Houston 16/0): Played in all 16 games... made five-of-seven FG attempts, including the game-winning 35-yard FG in the fourth quarter, in the Texans' season opening win at Miami (9/7)... broke the Texans' single-game scoring record with 15 points...the seven attempts were a career high...did not attempt a PAT or FG in shutout loss at Jaguars (12/7), ending career-long scoring streak at 59 games...it was his only game as a Texan in which he failed to score...connected on 38-yard FG at Tampa Bay (12/14), snapping team's scoreless streak at 117:30.

2002 (Houston 16/0): Played in all 16 games... nailed 11-of-14 FG attempts from 40-49 yards and hit two-of-five from 50-plus yards...opened season with 42-yard FG in 19-10 win over Dallas (9/8)...lifted Texans to second win with game-winning 45-yard FG at Jacksonville (10/27), marking his fourth-career game-winning kick and first for Texans...nailed season-long 51-yard FG at Tennessee (11/10)... nailed 43-yard FG into the



BROWN, KRIS

swirling open end of Heinz Field in return to Pittsburgh (12/8).

2001 (Pittsburgh 16/0): Played in all 16 games and finished with career-high 124 points, topping the 100-point mark for third consecutive season...ranked second in the AFC in points (Colts K Mike Vanderjagt, 125)...filled in for P Josh Miller at Jacksonville (9/9) and averaged 35.3 yards on three punts, including a 46-yarder...tied Steelers record for longest FG with 55-yarder at Kansas City (10/14)...made two-of-three FG attempts, including a long of 46 yards, in AFC Divisional Playoff win over Baltimore (1/20/02)...converted one-of-two FG attempts in AFC Championship Game vs. New England (1/27/02)...had 34-yarder blocked and returned for a TD.

2000 (Pittsburgh 16/0): Played in all 16 games and led team in scoring with 107 points...converted 32-of-33 PAT attempts and 25-of-30 FG attempts...made both FG attempts (41, 31) at Cleveland (9/17)...nailed 43- and 29-yard FG's at New York Jets (10/8)...scored career-high 16 points, including five FGs, vs. Cleveland (10/22)...made game-winning 24-yarder in third quarter vs. Baltimore (10/29).

1999 (Pittsburgh 16/0): Played in all 16 games as a rookie and led club in scoring with 105 points...nailed 25-of-29 FG attempts and 30-of 31 PATs...boasted streak of 13 consecutive FGs made after missing first attempt of career...made NFL debut at Cleveland (9/12)...named AFC Special Teams Player of the Week...hit two FGs, including 51-yarder, in Monday night win over Atlanta (10/25), earning AFC Special Teams Player of the Week honors...established club single-season record for FGs by a rookie vs. Cincinnati (11/28) with two FGs (35, 33).

COLLEGE: Four-year letter winner at Nebraska, where he holds numerous school career records and left ranking seventh in NCAA history with 388 points...holds Cornhusker marks in career

FGs (57-of-77), PATs (217-of-222), consecutive PATs (125) and consecutive FGs (17)...finished as Nebraska's all-time leading scorer...also holds NCAA record for PATs (217)...named to Nebraska All-Century Team by The Omaha World-Herald...first-team All-Big 12 pick and first-team Academic All-Big 12 selection as a senior...scored 89 points, connecting on 14-of-21 FGs and 47-of-48 PATs...GTE/CoSIDA Academic All-American and Academic All-Big 12 as a junior...scored 116 points on 18-of-21 FGs and converted all 62 PATs...set school records for points (116), FGs (18), and FG percentage (.857)...named to 1997 and 1998 Brook Berringer Citizenship Team...majored in education.

PERSONAL: Married to Amy, couple lives in Belaire with their sons, Kolby and Burke, and daughter, Carly...earned first-team all-district and honorable mention all-state honors at Southlake Carroll High School in Southlake, Texas...also earned honorable mention All-America honors from Blue Chip Illustrated...made 16-of-18 FG attempts as a senior for the Dragons, including long of 50 yards...also lettered as a quarterback during final two seasons...created "Kris Brown's Kick Club" in 2003...continues to be a member of TACT program...served on NFL Charities Super Bowl Community Service committee...participated two years in the Texans Style Show to benefit Family Services of Greater Houston and Texans Foundation...serves on the board of directors for the Lymphoma Leukemia Society...born Kristopher Clayton Brown in Irving, Texas.



HOUSTONTEXANS.COM

BROWN, KRIS

Brown's 2009 Season Statistics

Date, Opp.	GP	FG	FGA	Pct	SCORING						
					Lg	Blk	XP	XPA	Pct	Blk	Points
9/13 vs. NYJ	1	0	0	0	0	0	1	1	100.0	0	1
9/20 @ TEN	1	2	2	100.0	38	0	4	4	100.0	0	10
9/27 vs. JAX	1	1	1	100.0	27	0	3	3	100.0	0	6
10/4 vs. OAK	1	2	3	66.7	34	0	3	3	100.0	0	9
10/11 @ ARI	1	0	1	0.0	0	1	3	3	100.0	0	3
10/18 @ CIN	1	0	1	0.0	0	1	4	4	100.0	0	4
10/25 vs. SF	1	1	1	100.0	50	0	3	3	100.0	0	6
11/1 @ BUF	1	3	3	100.0	42	0	2	2	100.0	0	11
11/8 @ IND	1	1	2	50.0	56	0	2	2	100.0	0	5
11/23 vs. TEN	1	1	3	33.3	26	0	2	2	100.0	0	5
11/29 vs. IND	1	2	2	100.0	35	0	3	3	100.0	0	9
12/6 @ JAX	1	1	1	100.0	32	0	1	1	100.0	0	4
12/13 vs. SEA	1	2	4	50.0	31	1	4	4	100.0	0	10
12/20 @ STL	1	3	4	75.0	28	0	1	1	100.0	0	10
12/27 @ MIA	1	2	2	100.0	49	0	3	3	100.0	0	9
1/3/10 vs. NE	1	0	2	0.0	0	0	4	5	80.0	0	4
2009 Totals	16	21	32	65.6	56	3	43	44	97.7	0	106

Brown's Career Statistics

						SCORING						
Year	Team	GP	FG	FGA	Pct	Lg	Blk	XP	XPA	Pct	Blk	Points
1999	Pit	16	25	29	86.2	51	1	30	31	96.8	1	105
2000	Pit	16	25	30	83.3	52	0	32	33	96.9	0	107
2001	Pit	16	30	44	68.1	55	0	34	37	91.9	0	124
2002	Hou	16	17	24	70.8	51	1	20	20	100.0	0	71
2003	Hou	16	18	22	81.8	50	0	27	27	100.0	0	81
2004	Hou	16	17	24	70.8	50	2	34	34	100.0	0	85
2005	Hou	16	26	34	76.4	53	1	24	24	100.0	0	102
2006	Hou	16	19	25	76	49	0	26	27	96.3	1	83
2007	Hou	16	25	29	86.2	57	1	40	40	100.0	0	115
2008	Hou	16	29	33	87.9	53	1	37	37	100.0	0	124
2009	Hou	16	21	32	65.6	56	3	43	44	97.7	0	106
NFL totals		176	252	326	77.3	57	10	347	354	98.0	2	1,103
Texans Totals		128	172	223	77.1	57	9	251	253	99.2	1	767

BROWN, KRIS

Single Game Highs

Points

16 vs. Miami (5 FG, 1 XP)(10-7-07)
16 vs. Cleveland (5 FG 1XP) (10-22-00)
15 @ Cleveland (5 FG) (11-11-01)

Field Goals

5 vs. Miami (5-5) (10-7-07)
5 vs. Cleveland (5-5) (10-22-00)
5 @ Cleveland (5-6) (11-11-01)

Long

57 vs. Miami (10-7-07)
56 @ Indianapolis (11-8-09)
55 @ Kansas City (10-14-01)
53 @ Oakland (12-21-08)
53 vs. New Orleans (11-18-07)

Additional Statistics:

Rushing:

1 for 6 yards vs. Tennessee (10-29-01)
1 for 4 yards @ Tennessee (12-11-05)
Both rushes resulted in first downs

Punting:

3 for 106 yards (35.3 avg.) @ Jacksonville (9-9-01)

Fumble Recovery:

1 vs. Chicago (12-28-08)

Game-Winning Field Goals

- * 28 yards at St. Louis (12-20-09); Broke 13-13 tie with 4:38 remaining
 - * 38 yards vs. Tennessee (9-20-09); Broke a 31-31 tie with 2:25 remaining
 - * 57 yards vs. Miami (10-7-07); Broke a 19-19 tie as time expired
 - * 48 yards vs. Indianapolis (12-24-06); Broke a 24-24 tie as time expired
 - * 40 yards @ Green Bay (12-7-08); Broke a 21-21 tie with 0:04 remaining
 - * 40 yards vs. Cleveland (10-30-05); Broke a 16-16 tie with 2:21 remaining
 - * 49 yards @ Kansas City (9-26-04); Broke a 21-21 tie with 0:02 remaining
 - * 35 yards @ Miami (9-7-03); Losing 20-18 with 0:25 remaining
 - * 50 yards vs. New York Giants (11-24-02); Losing 14-13 with 6:57 remaining
 - * 45 yards @ Jacksonville (10-27-02); Losing 19-18 with 2:11 remaining
 - 32 yards @ Cleveland (11-11-01); Broke a 12-12 tie in overtime
 - 24 yards vs. Baltimore (10-29-00); Broke 6-6 tie with 5:53 remaining
 - 36 yards @ Baltimore (9-19-99); Broke a 20-20 tie as time expired
- *- denotes with Texans



93 tim bulman

DEFENSIVE END



Height: 6-4 | **Weight:** 271 | **College:** Boston College |
Hometown: Dorchester, Massachusetts | **4th NFL Season** |
5th with Texans | **Age as of Kickoff Weekend 2010:** 27 |
Acquired: FA-'06 | **2009 GP/GS:** 15/1 |
Career GP/GS: 39/2 | **Teams:** Arizona, 2005; Houston, 2006-09 |

TRANSACTIONS: Signed as undrafted free agent by Arizona Cardinals on April 25, 2005...Released by Cardinals on September 3, 2005...Signed by Cardinals to practice squad on September 4, 2005...Signed to active roster on November 8, 2005...Re-signed by Cardinals on April 3, 2006...Released by Cardinals on September 2, 2006...Signed to Houston Texans practice squad on October 10, 2006...Activated from Texans practice squad on December 23, 2006...Released by Texans on September 1, 2008...Re-signed to Texans practice squad on September 3, 2008...Activated from Texans practice squad on December 19, 2008.

PRO: Quick defensive end that has made the transition from tackle to end...2008 was the first season he spent the entire year on the 53-man active roster in his career...appeared in a career high 14 games last season making four sacks to finish second on the team.

2009 (Houston 15/1): Played at defensive tackle and on special teams vs. the New York Jets (9/13) and finished game with two solo tackles...made his first start of the season at defensive end and also saw action on special teams at Tennessee (9/20)...had a solo tackle, quarterback hit, and a pass defended while also appearing on special teams vs. Jacksonville (9/27)...had two hits on the quarterback vs. Oakland (10/4)...made four tackles (three solo) at Arizona (10/11)...assisted on one tackle at Cincinnati (10/18)...saw action at defensive end and on special teams vs. San Francisco (10/25)...made one tackle for a loss while playing at defensive end and on special teams at Buffalo (11/1)...made two solo tackles at Indianapolis (11/8)...assisted on one tackle vs. Tennessee (11/23)...had two tackles (one solo) vs. Indianapolis (11/29)...made three tackles (two

solo) at Jacksonville (12/6)...inactive vs. Seattle (12/13)...played at defensive end and on special teams at St. Louis (12/20)...appeared in his 14th game of the season at defensive end and on special teams at Miami (12/27) tying a career-high set in 2008...assisted on one tackle vs. New England (1/3).

2008 (Houston 14/0): Played in 14 games...posted 17 total tackles, one fumble recovery and four sacks, which was good for second on the team behind DE Mario Williams...played at DT and on special teams vs. Indianapolis (10/5) and finished game with four total tackles...played at DT and on special teams vs. Detroit (10/19) and recorded the first sack of his career in the fourth quarter...played at defensive tackle and recorded his second sack of the season at Minnesota (11/2)...played at defensive tackle and registered two tackles, including his third sack of the season vs. Baltimore (11/9)...first time in his career he recorded a sack in back-to-back games...posted two total tackles, including his fourth sack of the season in the second quarter at Green Bay (12/7)...pounced on a fumble by Titans WR Justin McCareins in the second quarter vs. Tennessee (12/14) for his first career fumble recovery.

2007 (Houston 2/0): Spent the majority of the season on the Texans practice squad before being signed to the 53-man roster for the last two games of the season...saw his first game action since 2005 at Indianapolis (12/23) and recorded one solo tackle...made one solo stop in the season finale vs. Jacksonville (12/30).

2006 (Houston 0/0): Joined the Texans midway through the season...member of the practice squad until late December...inactive for final two games against Indianapolis (12/24) and



HOUSTONTEXANS.COM

bulman, tim

Cleveland (12/31).

2005 (Arizona 8/1): A rookie free agent, attended training camp with the Cardinals before being released (9/3)...promoted from the practice squad after injuries decimated the defensive line (11/8)...made his NFL debut at Detroit (11/13)...recorded his first career tackles vs. Washington (12/11).

COLLEGE: In 49 games for Boston College, started 21 times...produced 160 tackles (111 solos) with 10.5 sacks for minus-40 yards, 38 stops for losses of 115 yards and 36 quarterback pressures...caused and recovered two fumbles, blocked a kick and batted away 17 passes...All-Big East

Conference second-team choice as a senior in 2004.

PERSONAL: Attended Boston College (Dorchester, Mass.) High School...Super Prep All-American pick as a senior defensive tackle for the Eagles...Boston Globe Division I Player of the Year in 2000 and captured Catholic Conference MVP honors that season...two time Catholic Conference All-Star and selected as an Eastern Massachusetts Division I All-Star...recorded 17.0 sacks in his senior season and finished his career with 36.5 sacks in three seasons, while serving as team captain as a senior...brother, Andrew, was a defensive tackle at Kansas State (2003-05).

Bulman's 2009 Season Statistics

Date, Opp	GP	GS	TACKLES					INTERCEPTIONS					FUMBLES			
			Tot	Solo	Asst	Sk	Yds	No	Yds	Lg	TD	PD	FF	FR	Yds	TD
9/13 vs. NYJ	1	0	2	2	0	0.0	0	0	0	0	0	0	0	0	0	0
9/20 @ TEN	1	1	0	0	0	0.0	0	0	0	0	0	0	0	0	0	0
9/27 vs. JAX	1	0	1	1	0	0.0	0	0	0	0	0	0	0	0	0	0
10/4 vs. OAK	1	0	0	0	0	0.0	0	0	0	0	0	0	0	0	0	0
10/11 @ ARI	1	0	4	3	1	0.0	0	0	0	0	0	0	0	0	0	0
10/18 @ CIN	1	0	1	0	1	0.0	0	0	0	0	0	0	0	0	0	0
10/25 vs. SF	1	0	0	0	0	0.0	0	0	0	0	0	0	0	0	0	0
11/1 @ BUF	1	0	1	1	0	0.0	0	0	0	0	0	0	0	0	0	0
11/8 @ IND	1	0	2	2	0	0.0	0	0	0	0	0	0	0	0	0	0
11/23 vs. TEN	1	0	1	0	1	0.0	0	0	0	0	0	0	0	0	0	0
11/29 vs. IND	1	0	2	1	1	0.0	0	0	0	0	0	0	0	0	0	0
12/6 @ JAX	1	0	3	2	1	0.0	0	0	0	0	0	0	0	0	0	0
12/13 vs. SEA	INACTIVE															
12/20 @ STL	1	0	0	0	0	0.0	0	0	0	0	0	0	0	0	0	0
12/27 @ MIA	1	0	0	0	0	0.0	0	0	0	0	0	0	0	0	0	0
1/3 vs. NE	1	0	1		1	0.0	0	0	0	0	0	0	0	0	0	0
2009 Totals	15	1	18	12	6	0.0	0	0	0	0	0	0	0	0	0	0

Bulman's Career Statistics

Year	Team	GP	GS	TACKLES					INTERCEPTIONS					FUMBLES			
				Tot	Solo	Asst	Sk	Yds	No	Yds	Lg	TD	PD	FF	FR	Yds	TD
2005	Ari	8	1	7	7	0	0.0	0	0	0	0	0	1	0	0	0	0
2006	Hou	0	0	0	0	0	0.0	0	0	0	0	0	0	0	0	0	0
2007	Hou	2	0	2	2	0	0.0	0	0	0	0	0	0	0	0	0	0
2008	Hou	14	0	17	10	7	4.0	14	0	0	0	0	0	0	1	0	0
2009	Hou	15	1	18	12	6	0.0	0	0	0	0	0	0	0	0	0	0
NFL Totals		39	2	44	31	13	4.0	14	0	0	0	0	1	0	1	0	0



HOUSTONTEXANS.COM

bulman, tim

Single Game Highs

Tackles

4 @ Arizona (10-11-09)
4 vs. Indianapolis (10-5-08)
4 vs. Philadelphia (12-24-05)
3 @ Jacksonville (12-6-09)
2, eight times, most recent:
2 @ Indianapolis (11-8-09)

Sacks

1 @ Green Bay (12-7-08) A. Rodgers
1 vs. Baltimore (11-9-08) J. Flacco
1 @ Minnesota (11-2-08) G. Frerotte
1 vs. Detroit (10-19-08) D. Orlovsky

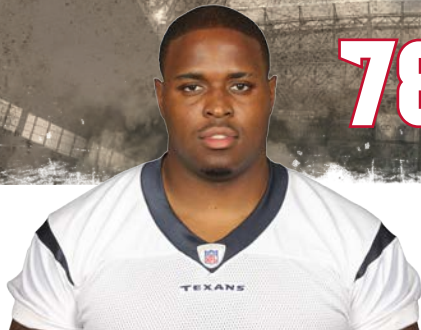
Fumble Recoveries

1 vs. Tennessee (12-14-08)

Additional Statistics

Special Teams Tackles: 1 Total; 2008 –1.





78 Rashad BUTLER

TACKLE

Height: 6-4 | **Weight:** 307 | **College:** Miami (Fla.) |
Hometown: West Palm Beach, Florida | **5th NFL Season** |
4th with Texans | **Age as of Kickoff Weekend 2010:** 27 |
Acquired: W-'07 (Carolina) | **2009 GP/GS:** 15/0 |
Career GP/GS: 23/0 | **Teams:** Carolina, 2006; Houston, 2007-09

TRANSACTIONS: Selected by Carolina Panthers in third round (89th overall) of 2006 NFL draft... Released by Panthers on September 3, 2007... Claimed off waivers by Houston Texans on September 3, 2007... Re-signed by the Texans on April, 7, 2009.

PRO: A sure-footed tackle with a combination of strength and quickness... selected in the third round but did not play during his rookie season for the Carolina Panthers... served as the primary backup at both tackle positions in 2007 with the Texans.

2009 (Houston 15/0): Dressed but did not play vs. the New York Jets (9/13)... saw action on special teams at Tennessee (9/20), vs. Jacksonville (9/27), Oakland (10/4) and at Arizona (10/11)... played on special teams at Cincinnati (10/18), vs. San Francisco (10/25), at Buffalo (11/1), at Indianapolis (11/8), vs. Tennessee (11/23) vs. Indianapolis (11/29), at Jacksonville (12/6) and vs. Seattle (12/13)... filled in for an injured Duane Brown at left tackle for the second half at St. Louis (12/20)... played at tackle and on special teams at Miami (12/27)... played on special teams vs. New England (1/3/10).

2008 (Houston 0/0): Was inactive for all 16 games.

2007 (Houston 8/0): Joined the Texans just prior to the start of the regular season when the team claimed him off waivers... saw action in eight games, primarily on special teams... served as the primary backup at both tackle positions in the second half of the season... inactive for the first eight games of the year... made his NFL debut at Oakland (11/4) on special teams and played in each of the last eight games... came on as a reserve tackle vs. Tampa Bay (12/9), Denver (12/13)

and at Indianapolis (12/23).

2006 (Carolina 0/0): Dressed but did not play in one contest and was inactive for 11 games before being placed on injured reserve (11/8) with a staph infection.

COLLEGE: Started all 12 games for the first time in his career at right tackle as a senior, including the Peach Bowl... member of the offensive line unit that helped offense average 353.1 yards per game... started final eight games of his junior season at left tackle, including the Peach Bowl victory over Florida... saw action in 10 games at right tackle with four starts as a sophomore... made his first career start against Florida and helped pave the way for the Miami offense to produce 454 total yards... graduated with a degree in sociology.

PERSONAL: Rated as the No. 22 overall player in Florida by the Gainesville Sun and a SuperPrep All-America as a senior at Dwyer HS in Palm Beach Gardens, Fla... helped lead his team to the Florida Class 5A state finals during senior season... participated in the Lowes Day at the Movies League Program, 2007 Caravan Tour and the NFL/United Way "Hometown Huddle '06"... lives in Palm Beach Gardens, Fla... born Rashad Jamaal Butler.

Butler's Career Statistics

Games/Starts: 2007: 8/0, 2008: 0/0, 2009: 15/0.
Career: 23/0.



HOUSTONTEXANS.COM



62 Antoine CALDWELL

GUARD/CENTER

Height: 6-3 | Weight: 310 | College: Alabama |
Hometown: Montgomery, Alabama | 2nd NFL Season |
2nd with Texans | Age as of Kickoff Weekend 2010: 24 |
Acquired: D3-'09 (77th overall) | 2009 GP/GS: 11/3 |
Career GP/GS: 11/3 | Teams: Houston, 2009 |

TRANSACTIONS: Selected by Houston Texans in the third round (77th pick overall) of the 2009 NFL Draft...Signed with Texans on July 28, 2009.

PRO: Versatile and physical rookie lineman who will provide depth across the line during his first season.

2009 (Houston 11/3): Played in 11 games with three starts as a rookie...saw significant action throughout the season on an offense that averaged 383.1 yards per game...was inactive vs. the New York Jets (9/13), at Tennessee (9/20), vs. Jacksonville (9/27), Oakland (10/4), and at Arizona (10/11)...played in his first career NFL game at right guard at Cincinnati (10/18)...saw action at right guard vs. San Francisco (10/25), at Buffalo (11/1), at Indianapolis (11/8), vs. Tennessee (11/23), and vs. Indianapolis (11/29)...helped the offense gain over 300 yards for the 11th consecutive game at Jacksonville (12/6)...made the first start of his NFL career and part was of the offensive line that blocked for QB Matt Schaub as he threw for 365 yards and two touchdowns vs. Seattle (12/13) without allowing him to be sacked...blocked for quarterback Matt Schaub at St. Louis (12/20) where he threw for 367 yards and was not sacked for the second consecutive game and fourth time this season...started at right guard at Miami (12/27)...played as a reserve at right guard vs. New England (1/3/10).

COLLEGE: Started 48 games during his career at Alabama, including 34 at center, 12 at left offensive guard, one at right guard and one at right tackle...participated in 1,569 offensive snaps...

allowed just one quarterback sack on 806 pass plays during his final 23 games...one of eight players in school history to serve as team captain twice in a career...as a senior, was an All-American first-team selection by the American Football Coaches Association and *The Sporting News*...consensus All-Southeastern Conference first-team pick, recipient of the team's Mal Moore Leadership Award and named the team's Most Inspirational Player that year as well...started at four positions as a junior in 2007...All-SEC pick as a sophomore in 2006...freshman All-SEC first-team and All-SEC honorable mention from the league's coaches in 2005...redshirted in 2004...became the first Crimson Tide football player to graduate in under three years, earning his degree in Human Environmental Sciences.

PERSONAL: Attended Lee (Montgomery, Ala.) High School...allowed just one quarterback sack as a senior...earning All-State first-team honors...rated the tenth-best overall prospect in the state of Alabama by *Super Prep* magazine...has an older brother, Arsenio and a twin brother, Anthony.

Caldwell's Career Statistics

Games/Starts: 2009: 11/3 Total: 11/3



HOUSTONTEXANS.COM



86 James CASEY

TIGHT END

Height: 6-3 | Weight: 238 | College: Rice |
Hometown: Azle, Texas | 2nd NFL Season |
2nd with Texans | Age as of Kickoff Weekend 2010: 25 |
Acquired: D5-'09 (152nd overall) | 2009 GP/GS: 15/0 |
Career GP/GS: 15/0 | Teams: Houston, 2009 |

TRANSACTIONS: Selected by Houston Texans in the fifth round (152nd pick overall) of the 2009 NFL Draft...Signed with Texans on July 28, 2009.

PRO: Versatile young tight end who joined the Texans as a fifth-round draft choice in 2009 after a standout two-year career at Rice University in Houston...saw action at tight end and fullback as a rookie and caught six passes for 64 yards...will look to take on a larger role in the offense in his second season.

2009 (Houston 15/0): Saw action in 15 games as a rookie and caught six passes for 64 yards...made professional debut vs. the New York Jets (9/13) and played on special teams...appeared at fullback and made a tackle on special teams at Tennessee (9/20)...saw action on special teams vs. Jacksonville (9/27)...saw action at fullback and made a tackle and returned his first career kick on special teams...played tight end and on special teams at Arizona (10/11) and at Cincinnati (10/18)...played tight end, fullback and on special teams vs. San Francisco (10/25)...made his first career NFL reception and ended the game with 2 catches for 14 yards at Buffalo (11/1). Made the tackle on a Buffalo fake punt to turn the ball back over to Houston and take firm control of the game...was inactive at Indianapolis (11/8)...played tight end and on special teams vs. Tennessee (11/23) where he made two receptions for 33 yards...made two receptions for 17 yards and a first down vs. Indianapolis (11/29)...played at tight end and on special teams at Jacksonville (12/6)...played at tight end and on special teams vs. Seattle (12/13), at St. Louis (12/20), at Miami (12/27) and vs. New England (1/3/10).

COLLEGE: Appeared in 25 games, starting 17 at Rice...recorded 157 receptions for 1,914 yards

and 17 touchdowns...his 157 receptions ranked third, 1,914 receiving yards ranked fourth in school history and added 11 touchdowns on 102 carries for 392 yards...completed 4-of-12 passes for 37 yards, two touchdowns and one interception...returned 15 punts for 117 yards (7.8 avg) and gained 2,393 all-purpose yards, an average of 95.72 yards per game...set school season-records with 111 receptions for 1,329 yards in 2008, becoming the first player in school history to catch more than 100 passes in a season... All-American first-team selection by *The NFL Draft Report*, earning third-team honors from Rivals.com in 2008...Academic All-American second-team choice by ESPN and unanimous first-team All-Conference USA pick that year... Freshman All American first-team selection by the Football Writers Association, adding second-team honors from *The Sporting News* and Rivals.com and consensus C-USA All-Freshman team choice in 2007...triple major in Economics, Managerial Studies and Sport Management...returned to Rice to continue working toward his degree after his rookie season.

PERSONAL: Standout in both football and baseball at Azle (Texas) High...earned All-District honors as a quarterback during his junior year in 2001...missed most of his senior football season with injury problems...named All-State and Academic All-State in baseball...named District 6-4A Most Valuable Player as a senior...threw a no-hitter in first varsity game...selected in the seventh round of the 2003 Major League Baseball Draft by the Chicago White Sox as a pitcher...married to Kylie...the couple welcomed their first son, Cannon James, in May.



HOUSTONTEXANS.COM

CASEY, JAMES

Casey's 2009 Season Statistics

Date, Opp	GP	GS	Rush	Yds	Avg	Lg	TD	Rec	Yds	Avg	Lg	TD
9/13 vs. NYJ	1	0	0	0	--	--	0	0	0	--	--	0
9/20 @ TEN	1	0	0	0	--	--	0	0	0	--	--	0
9/27 vs. JAX	1	0	0	0	--	--	0	0	0	--	--	0
10/4 vs. OAK	1	0	0	0	--	--	0	0	0	--	--	0
10/11 @ ARI	1	0	0	0	--	--	0	0	0	--	--	0
10/18 @ CIN	1	0	0	0	--	--	0	0	0	--	--	0
10/25 vs. SF	1	0	0	0	--	--	0	0	0	--	--	0
11/1 @ BUF	1	0	0	0	--	--	0	2	14	7.0	7	0
11/8 @ IND	INACTIVE											
11/23 vs. TEN	1	0	0	0	--	--	0	2	33	16.5	32	0
11/29 vs. IND	1	0	0	0	--	--	0	2	17	8.5	12	0
12/6 @ JAX	1	0	0	0	--	--	0	0	0	--	--	0
12/13 vs. SEA	1	0	0	0	--	--	0	0	0	--	--	0
12/20 @ STL	1	0	0	0	--	--	0	0	0	--	--	0
12/27 @ MIA	1	0	0	0	--	--	0	0	0	--	--	0
1/3/10 vs. NE	1	0	0	0	--	--	0	0	0	--	--	0
2009 Totals	15	0	0	0	--	--	0	6	64	10.7	32	0

Single Game Highs

Receptions

2 vs. Indianapolis (17 yards, 11-30-09)

2 vs. Tennessee (33 yards, 11-23-09)

2 @ Buffalo (14 yards, 11-1-09)

Receiving Yards

33 vs. Tennessee (2 receptions, 11-23-09)

17 vs. Indianapolis (2 receptions, 11-30-09)

14 @ Buffalo (2 receptions, 11-1-09)

Receiving Long

32 yards vs. Tennessee (11-23-09)

12 yards vs. Indianapolis (11-30-09)

Additional Statistics

Tackles: 1 total; 2009 – 1.

Special Teams Tackles: 3 total; 2009 – 3.

Kickoff Returns: 1 total for 0 yards; 2009 – 1 for 0 yards.

53 Danny CLARK

LINEBACKER



Height: 6-2 | **Weight:** 233 | **College:** Illinois |
Hometown: Blue Island, Illinois | **11th NFL Season** |
2nd with Texans | **Age as of Kickoff Weekend 2010:** 33 |
Acquired: UFA-10 (New York Giants) | **2009 GP/GS:** 16/11 |
Career GP/GS: 154/93 | **Teams:** Jacksonville, 2000-03; Oakland, 2004-05; New Orleans, 2006; Houston, 2007; New York Giants, 2008-09 |

TRANSACTIONS: Selected by Houston Texans in the first round (15th pick overall) of the 2009 NFL Draft...Signed by Texans on August 2, 2009.

PRO: Productive veteran linebacker who brings playoff experience to the Texans...registered 43 tackles, one interception and a pass defended in eight starts in his first stint with the Texans in 2007...has played in 154 league games with 93 starts since entering the NFL in 2000...has recorded 570 career tackles, including 416 solo stops, to go along with seven sacks, eight forced fumbles, two fumble recoveries and two interceptions.

2009 (New York Giants 16/11): Saw action in all 16 games with 11 starts at SLB and finished the season with 51 tackles (33 solo), two sacks and two passes defended...started at SLB and finished with four tackles vs. Washington (9/13)...started at SLB and finished with three tackles (one solo) at Dallas (9/20)...started and registered four solo tackles at Tampa Bay (9/27)...started and recorded four solo tackle and one tackle for loss at Kansas City (10/4)...started and registered three tackles, including one solo vs. Oakland (10/11)...started and notched a season-high seven tackles (two solos) at New Orleans (10/18)...recorded two tackles, two passes defended and his first sack of the season vs. Arizona (10/25)...recorded two solo tackles at Philadelphia (11/1)...made two solo tackles, including one for loss vs. San Diego (11/8)...returned to the starting lineup and recorded three solo tackles vs. Atlanta (11/22)...started and made three tackles and a 10-yard sack at Denver (11/26)...started and made four tackles, including three solos vs. Dallas (12/6)...made two tackles vs. Philadelphia (12/13)...started and made one solo tackle at Washington (12/21)...started and made two solo tackles

vs. Carolina (12/27)...made two tackles, including one for loss at Minnesota (1/3/10).

2008 (New York Giants 16/15): Earned the starting strongside linebacker job in training camp and played in all 16 regular season games with 15 starts and started the NFC Divisional Playoff game vs. Philadelphia (1/11/09)...finished 3rd on the team with 74 tackles (36 solo), six tackles for losses, one pass defended, one forced fumble and two special teams tackles...posted a season-high nine tackles (four solo) and one quarterback hurry vs. Dallas (11/2)...Had eight tackles (three solo) and added a tackle and forced a fumble on special teams vs. Baltimore (11/16).

2007 (Houston 13/8): Played in 13 games, starting eight at strong side linebacker...totaled 43 tackles, 34 solo, his second career interception and one pass defended...started and recorded five tackles, four solo, plus one special teams tackle against Kansas City (9/9)...started and registered two tackles, one solo, along with two special teams tackles, one solo, at Carolina (9/16)...played but did not record a tackle against Indianapolis (9/23)...contributed three solo tackles at Atlanta (9/30)...started and had one solo tackle against Miami (10/7)...started and notched three solo tackles at Jacksonville (10/14)...started and tallied a season-high eight tackles, four solo, and one QB hurry along with one solo special teams tackle against Tennessee (10/21)...started and recorded five tackles, four solo, at San Diego (10/28)...started and had a strong game against his former team, notching five solo tackles, one pass defended, an interception off QB Josh McCown and one solo special teams tackle at Oakland (11/4)...started and had three solo tackles and two solo special teams tackles against New Orleans (11/18)...racked up six tackles, four solo,



HOUSTONTEXANS.COM

CLARK, DANNY

one solo special teams tackle and a forced fumble on special teams at Cleveland (11/25)...was inactive at Tennessee (12/2) and against Tampa Bay (12/9)...played against Denver (12/13)...was inactive at Indianapolis (12/23)...made two solo tackles against Jacksonville (12/30)

2006 (New Orleans 16/0): Saw action in all 16 games as a reserve linebacker and on special teams...joined the Saints just prior to the start of the regular season after spending training camp with the Oakland Raiders...finished the year with 13 tackles, including 10 solo stops, and 13 tackles on special teams...made his Saints debut and made a special teams stop at Cleveland (9/10)...made two special teams tackles vs. Atlanta (9/25)...registered two tackles (one solo) on defense vs. Tampa Bay (10/8)...made a pair of special teams tackles vs. Philadelphia (10/15)...made one solo tackle at Tampa Bay (11/5)...made one solo tackle at Pittsburgh (11/12)...recorded a pair of solo stops at Atlanta (11/26)...registered a season-high seven tackles, including five solos, in the season finale vs. Carolina (12/31)...made three special teams tackles in NFC Divisional Playoff win over Philadelphia (1/13/07)...made one solo tackle and had a pass defended in NFC Championship Game at Chicago (1/21/07).

2005 (Oakland 16/15): Started 15 of 16 games and led the Raiders in tackles for the second consecutive season, recording 113 stops (82 solos)...did not start against Miami when the team opened with six defensive backs...also notched one sack for a four-yard loss and seven passes defended...led or tied for the team lead in tackles six times...voted a defensive co-captain by his teammates...in addition to work at LB, he saw extensive special teams action throughout the season...tallied nine tackles, including six solo stops at New England (9/8)...led the defense with eight solo tackles and two assisted tackles vs. Kansas City (9/18)...also had one pass defended...contributed six total tackles, five of them solo, and had one pass defended at Philadelphia (9/25)...regis-

tered four solo tackles and assisted on another stop vs. Dallas (10/2)...tallied eight total tackles, six of them solo, and had one pass defended vs. San Diego (10/16)...recorded four tackles, three of them solo, and one pass defended vs. Buffalo (10/23)...(10/30) @ TN: registered a team-leading 12 tackles, including seven solos, and recorded his first sack of the season, dropping Titans QB Steve McNair for a four-yard loss at Tennessee (10/30)...made two tackles (one solo) at Kansas City (11/6)...contributed three solo tackles vs. Denver (11/13)...registered four solo tackles at Washington (11/20)...did not start when the team opened with six defensive backs, but finished second on the defense in tackles with eight (six solos) and one pass defended vs. Miami (11/27)...registered four solo tackles and assisted on three others at San Diego (12/4)...led the defense with a season-high 14 total sacks, 10 of them solo, at New York Jets (12/11)...led the defense with six total tackles, four of them solo vs. Cleveland (12/18)...recorded one pass defended and seven total tackles, six of them solo, at Denver (12/24)...led the defense with eight total tackles, including five solos, vs. New York Giants (12/31).

2004 (Oakland 16/16): Started all 16 games at ILB in his first season with the Raiders and contributed on special teams...led the team in tackles with 129, including 98 solo stops...notched two sacks for minus-16 yards and recorded five passes defended...recorded 10 or more tackles in five games, including a career-high 16-tackle game in Week 11 vs. San Diego (11/21)...led the team in tackles in eight contests...was the only member of Raiders linebacker corps to play in every game...also played on special teams...recorded four tackles and one pass defended in Raiders debut at Pittsburgh (9/12)...(9/19) vs. BUF: made a team-high 11 tackles and recorded one sack for an 11-yard loss vs. Buffalo (9/19)...made eight tackles vs. Tampa Bay (9/26)...registered five tackles at Houston (10/3)...recorded a team-high eight tackles and one pass defended at Indianapolis (10/10)...notched 10 tackles vs.

CLARK, DANNY

Denver (10/17)...made a team-high eight tackles vs. New Orleans (10/24)...registered a team-high nine tackles at San Diego (10/31)...made five tackles at Carolina (11/7)...recorded a team- and career-high 16 tackles, including 13 solo stops, vs. San Diego (11/21)...made two tackles at Denver (11/28)...recorded eight tackles and a career-high two passes defended vs. Kansas City (12/5)...made a team-high nine tackles, including seven solo stops, at Atlanta (12/12)...registered a team-high 10 tackles and one pass defended vs. Tennessee (12/19) and recorded his second sack of the season, dropping QB Billy Volek for a five-yard loss in the third quarter...made five tackles at Kansas City (12/25)...(1/2/05) vs. JAX: recorded a team-high 11 tackles, including seven solo stops, and one forced fumble at Jacksonville (1/2/05).

2003 (Jacksonville 16/8): Played in all 16 games with eight starts at LB for Jacksonville...finished eighth on the team in tackles with 73...tied for third on the squad in special teams tackles with 11...registered five stops in season opener at Carolina (9/7)...made nine tackles, including two for a loss, vs. Buffalo (9/14)...started at LB, making four tackles and adding one on special teams at Indianapolis (9/21)...started and made one tackle at Houston (9/28)...started and finished with six tackles vs. Baltimore (11/2)...started and registered seven tackles and one for a loss vs. New York Jets (11/23)...started and made seven tackles vs. Tampa Bay (11/30)...started and had six tackles and a forced fumble vs. Houston (12/7)...started and finished second on the team with 11 tackles vs. New Orleans (12/21)...started and posted a team-high 14 tackles, two for loss, and added one tackle on special teams at Atlanta (12/28).

2002 (Jacksonville 16/16): Started in all 16 games for the first time in his career...second-leading tackler with a career-high 152 tackles...also posted two sacks, one interception, a pass defended and a forced fumble...led or shared the team lead in tackles in five games...made one tackle in sea-

son opener vs. Indianapolis (9/8)...registered a season-high eight tackles at Kansas City (9/15)...notched seven tackles vs. New York Jets (9/29)...made two stops vs. Philadelphia (10/6)...recorded six stops at Tennessee (10/13)...made three tackles at Baltimore (10/20)...registered four tackles vs. Houston (10/27)...made one tackle at New York Giants (11/3)...tallied five tackles vs. Washington (11/10) and recorded his first career interception off of Redskins QB Shane Matthews...made three stops and had a pass defended at Houston (11/17)...made one stop at Dallas (11/24)...recorded six stops vs. Pittsburgh (12/1)...made six stops vs. Cleveland (12/8)...registered four tackles at Cincinnati (12/8)...notched six tackles vs. Tennessee (12/22)...made five tackles in season finale at Indianapolis (12/29).

2001 (Jacksonville 13/3): Played in 13 games with three starts at LB...finished with 48 tackles, two for loss, one pass defended and one forced fumble...ranked second on the squad with 17 special teams tackles...made two tackles vs. Tennessee (9/23)...made one stop on defense and also posted four tackles on special teams and forced a fumble that led to a touchdown at Seattle (10/7)...made first start of the season, posting four tackles at Baltimore (10/28)...started and made a season-high eight stops at Tennessee (11/4)...started and recorded four tackles vs. Baltimore (11/25).

2000 (Jacksonville 16/0): Played in all 16 games as a rookie, seeing action at LB and on special teams...had a team-high 25 special teams stops that tied a team record...also added one forced fumble and two fumble recoveries on special teams...saw action at LB for the first time in his career vs. Pittsburgh (10/1) and made four tackles and returned a fumble 44 yards...made a team-high four special teams tackles and one forced fumble that led to a score at Pittsburgh (11/19)...Jacksonville's seventh round pick (245th overall) in 2000 Draft.

CLARK, DANNY

COLLEGE: Started 38 of 44 games he played in at USC, including 13 at right defensive end and 31 at strong-side outside linebacker...finished his career with 178 tackles (101 solos) that included 8.5 quarterback sacks for minus 57 yards, 27.0 stops for losses totaling 106 yards and two pressures... intercepted one pass and deflected 12 others... blocked two punts...consensus All-American as a senior, earning first-team accolades from Sports Illustrated and second-team honors from The Sporting News and Associated Press, and a consensus first-team All-Pac 10 choice...finalist for the Butkus Award, semifinalist for the Lombardi Award and quarterfinalist for the Lott Trophy... honorable mention All-Pack 10 selection in 2007 and second-team all-conference pick in 2006... started the last four games in 2005, including the national title game.

PERSONAL: Attended Bergen Catholic (Oradell, N.J.) High School...earned *Parade*, *USA Today*, *Prep Football Report*, *Scout.com*, *Super Prep*, *EA Sports* and *Prep Star All-American* honors as a senior...recorded 120 tackles, 11 stops for loss, 10 sacks and seven interceptions as a linebacker in 2004...played running back and tight end...gained 475 rushing yards with 10 touchdowns and caught 13 passes for 456 yards (35.1 avg) with seven scores.

Clark's Career Stats

Year	Team	GP	GS	TACKLES					Yds	INTERCEPTIONS					FUMBLES			
				Tot	Solo	Asst	Sk			No	Yds	Lg	TD	PD	FF	FR	Yds	TD
2000	Jax	16	0	4	4	0	0.0	0	0	0	0	0	0	0	1	2	44	0
2001	Jax	13	3	21	18	3	0.0	0	0	0	0	0	0	0	2	0	0	0
2002	Jax	16	16	91	69	22	2.0	16	1	7	7	0	2	0	0	0	0	0
2003	Jax	16	9	37	26	11	0.0	0	0	0	0	0	0	0	1	0	0	0
2004	Oak	16	16	130	99	31	2.0	16	0	0	0	0	5	1	0	0	0	0
2005	Oak	16	15	113	82	31	1.0	4	0	0	0	0	7	0	0	0	0	0
2006	NO	16	0	13	10	3	0.0	0	0	0	0	0	0	0	0	0	0	0
2007	Hou	13	8	43	34	9	0.0	0	1	1	1	0	1	1	0	0	0	0
2008	NYG	16	15	67	41	26	0.0	0	0	0	0	0	1	2	0	0	0	0
2009	NYG	16	11	51	33	18	2.0	18	0	0	0	0	2	0	0	0	0	0
NFL Totals		154	93	570	416	154	7.0	54	2	8	8	0	18	8	2	44	0	0

Single Game Highs

Tackles

16 vs. San Diego (11-21-04)
14 @ New York Jets (12-11-05)
12 @ Tennessee (10-30-05)

Sacks

1, seven times, most recent:
1 @ at Denver (11-26-09) K. Orton
1 vs. Arizona (10-25-09) K. Warner

Interceptions


1 @ Oakland (11-4-07) J. McCown
1 vs. Washington (11-10-02) S. Matthews

Fumble Recoveries

1 @ Cincinnati (12-17-00)
1 vs. Pittsburgh (10-1-00)

Forced Fumbles

1, eight times, most recent:
1 @ Minnesota (12-28-08)
1 vs. Baltimore (11-16-08)
@ Cleveland (11-25-07)



95 shaun cody

DEFENSIVE TACKLE

Height: 6-4 | **Weight:** 306 | **College:** Southern California |
Hometown: Hacienda Heights, California | **6th NFL Season** |
2nd with Texans | **Age as of Kickoff Weekend 2010:** 27 |
Acquired: UFA-'09 (Detroit) | **2009 GP/GS:** 14/13 |
Career GP/GS: 67/25 | **Teams:** Detroit, 2005-08; Houston, 2009 |

TRANSACTIONS: Drafted by Detroit Lions in the second round (37th pick overall) in the 2005 NFL Draft...Signed by Lions on July 29, 2005...Signed by Houston Texans as unrestricted free agent on March 30, 2009.

PRO: Young veteran who looks to add depth to the Texans defensive line...contributed at the nose tackle and under tackle positions in Detroit...has 113 career tackles in four-plus seasons...has appeared in 67 career games with 25 starts...made 2.0 career sacks...one career interception.

2009 (Houston 14/13): Started season opener vs. the New York Jets (9/13) at defensive tackle and made four tackles (two solo)...was inactive at Tennessee (9/20)...returned to start at defensive tackle vs. Jacksonville (9/27) where he recorded an assist on a tackle...started at defensive tackle and played on special teams vs. Oakland (10/4) and at Arizona (10/11)...Inactive at Cincinnati (10/18)...had two solo tackles vs. San Francisco (10/25)...Had three tackles (two solo) in his start at Buffalo (11/1)...assisted on one tackle playing defensive tackle at Indianapolis (11/8)...made three solo tackles vs. Tennessee (11/23)...satrted at defensive tackle and assisted on a tackle vs. Indianapolis (11/29)...helped sack Jaguars QB David Garrard and had a pass defended at Jacksonville (12/6)...made three tackles (two solo) including on for a loss vs. Seattle (12/13)...had one solo tackle at St. Louis (12/20)...made one solo tackle at Miami (12/27)...saw action at DT vs. New England (1/3).

2008 (Detroit 16/5): Finished the season with a career-high 37 tackles for the Lions...contributed at both nose and under tackle for Detroit...played in all 16 games for the second time in his career...had a stretch in the middle of the season where he recorded six tackles in consecutive games...started at defensive tackles at San Francisco (9/21)...finished with two tackles...started nose tackles at Houston (10/19)...tied a career high

with six tackles.

2007 (Detroit 15/0): Rotated at the defensive tackle position, ending the year with 34 tackles (13 solo)...had his lone career interception...garnered first interception vs. Minnesota (9/16)...made a diving catch off a deflected pass by S Gerald Alexander.

2006 (Detroit 6/5): Registered 15 tackles (seven solo) in six games with five starts...placed on the reserve/injured list with a dislocated left toe on 11/24/06...made his third career start, and first opening day start, at defensive tackle against Seattle (9/10) to record five tackles (one solo)...had five tackles (four solo) at Chicago (9/17)...inactive against Buffalo (10/15), at the New York Jets (10/22), vs. Atlanta (11/5) and vs. San Francisco (11/12) with a dislocated left toe...returned to the lineup at Arizona (11/19) after missing four games with a dislocated left toe, but left the game after re-aggravating the injury.

2005 (Detroit 16/2): Quickly became a regular in the defensive line rotation as a rookie, playing in all 16 games with two starts after being drafted in the second round (37th overall) of the 2005 Draft...made his first professional appearance vs. Green Bay (9/11)...recorded 2 total tackles (1 solo)...recorded the first sack of his career vs. Carolina (10/16)...he totaled 1.5 sacks for a loss of 15.0 yards on the game...made his first career start against Chicago (10/30)...had first career forced fumble, which was recovered by DE Kalimba Edwards...had his first career fumble recovery at Minnesota (11/6)...recorded 5 tackles, a single game best.

COLLEGE: Prior to his senior season in 2004, he moved to end from tackle and finished with a career-high 45 tackles (29 solo), 10 sacks, 13 stops for losses, two forced fumbles, two fumble recoveries and three pass deflections...team captain



HOUSTONTEXANS.COM

CODY, SHAUN

and voted PAC-10 co-Defensive Player of the Year.; Sports Illustrated.com 2004 All-American first team; Associated Press All-American first team; Football Writers Association of American first team...finalist for the Lombardi Award and Hendricks Award and semifinalist for the Bednarik Award and Lott Trophy.

PERSONAL: Attended Los Altos High in Hacienda Heights (Calif.)...105 tackles with 22 sacks in 2000...USA Today All-USA first team Defensive MVP...Parade All-American; Super Prep All-American; PrepStar All-American and Dream Team...played basketball.

Cody's 2009 Season Statistics

Date, Opp	GP	GS	TACKLES					INTERCEPTIONS					FUMBLES			
			Tot	Solo	Asst	Sk	Yds	No	Yds	Lg	TD	PD	FF	FR	Yds	TD
9/13 vs. NYJ	1	1	4	2	2	0.0	0	0	0	0	0	0	0	0	0	0
9/20 @ TEN	INACTIVE															
9/27 vs. JAX	1	1	1	0	1	0.0	0	0	0	0	0	0	0	0	0	0
10/4 vs. OAK	1	1	0	0	0	0.0	0	0	0	0	0	0	0	0	0	0
10/11 @ ARI	1	1	0	0	0	0.0	0	0	0	0	0	0	0	0	0	0
10/18 @ CIN	INACTIVE															
10/25 vs. SF	1	1	2	2	0	0.0	0	0	0	0	0	0	0	0	0	0
11/1 @ BUF	1	1	3	2	1	0.0	0	0	0	0	0	0	0	0	0	0
11/8 @ IND	1	1	1	0	1	0.0	0	0	0	0	0	0	0	0	0	0
11/23 vs. TEN	1	1	3	3	0	0.0	0	0	0	0	0	0	0	0	0	0
11/29 vs. IND	1	1	1	0	1	0.0	0	0	0	0	0	0	0	0	0	0
12/6 @ JAX	1	1	1	1	0	0.5	0.5	0	0	0	0	1	0	0	0	0
12/13 vs. SEA	1	1	3	1	2	0.0	0	0	0	0	0	0	0	0	0	0
12/20 @ STL	1	1	1	1	0	0.0	0	0	0	0	0	0	0	0	0	0
12/27 @ MIA	1	1	1	1	0	0.0	0	0	0	0	0	0	0	0	0	0
1/3 vs. NE	1	0	0	0	0	0.0	0	0	0	0	0	0	0	0	0	0
2009 Totals	14	13	21	13	8	0.5	1	0	0	0	0	1	0	0	0	0

Cody's Career Statistics

Year	Team	GP	GS	TACKLES					INTERCEPTIONS					FUMBLES			
				Tot	Solo	Asst	Sk	Yds	No	Yds	Lg	TD	PD	FF	FR	Yds	TD
2005	Det	16	2	28	17	11	1.5	15.0	0	0	-	0	0	1	1	0	0
2006	Det	6	5	11	7	4	0.0	0.0	0	0	-	0	0	0	0	0	0
2007	Det	15	0	16	13	3	0.0	0.0	1	-2	-2	0	1	0	0	0	0
2008	Det	16	5	37	26	11	0.0	0.0	0	0	-	0	3	0	0	0	0
2009	Hou	14	13	21	13	8	0.5	1	0	0	0	0	1	0	0	0	0
NFL Totals		67	25	113	76	37	2.0	16	1	-2	-2	0	5	1	1	0	0

Single Game Highs

Tackles

6 vs. Minnesota (12-7-08)
6 vs. Washington (10-26-08)
6 @ Houston (10-19-08)

Interceptions

1 vs. Minnesota (9-16-07) T. Jackson

Sacks

1.5 vs. Carolina (10-16-05) J. Delhomme

Forced Fumble

1 vs. Chicago (10-31-05)

Fumble Recovery

1 @ Minnesota (11-6-05)



HOUSTONTEXANS.COM



56 Brian CUSHING

LINEBACKER

Height: 6-4 | **Weight:** 259 | **College:** Southern California |
Hometown: Park Ridge, New Jersey | **2nd NFL Season** |
2nd with Texans | **Age as of Kickoff Weekend 2010:** 23 |
Acquired: D1-'09 (15th overall) | **2009 GP/GS:** 16/16 |
Career GP/GS: 16/16 | **Teams:** Houston, 2009 |

TRANSACTIONS: Selected by Houston Texans in the first round (15th pick overall) of the 2009 NFL Draft...Signed by Texans on August 2, 2009.

HONORS: 2010 Pro Bowl...2009 *Associated Press* Defensive Rookie of the Year...2009 *Pro Football Weekly*/PFWA Defensive Rookie of the Year; 2009 *Pro Football Weekly*/PFWA All-Rookie Team; 2009 AFC Defensive Player of the Week (Week 6 and Week 8)...NFL Defensive Rookie of the Month (November and December).

PRO: Fast and physical rookie linebacker who was Houston's first-round pick (15th overall) in the 2009 NFL Draft...opened the season as the starter at SLB.

2009 (Houston 16/16): Made professional debut for the Texans, starting at linebacker against the New York Jets (9/13) and tied for the team-high with eight tackles (five solo)...had team-high ten tackles, including two tackles for loss at Tennessee (9/20)...named the Texans co-Defensive Player of the Week (along with LB DeMeco Ryans) after his ten tackles at Tennessee...became the first Texans rookie to lead his team in tackles in his first three career games vs. Jacksonville (9/27) where he registered eight tackles (six solo), one tackle for loss, and two pass defenses...led Texans in tackles for the fourth consecutive game with seven (five solo) vs. Oakland (10/4)...also had three hits on the quarterback and one tackle for loss, when he wrapped up Oakland RB Justin Fargas in the endzone for the Texans first safety since 12/15/02...had six tackles (three solo) including 0.5 sack and a quarterback hit at Arizona (10/11)...was the Texans defensive player of the game at Cincinnati (10/18), where he made nine tackles (six solo), two passes defended, two forced fumbles and intercepted a pass from Ben-

gals QB Carson Palmer late in the fourth quarter to clinch the victory...named the AFC Defensive Player of the Week (10/21) for his performance against Cincinnati...led the Texans in tackles for the fifth times in seven games by recording eight tackles (five solo) and one pass defended vs. San Francisco (10/25)...led the Texans in tackles for the sixth time in eight games with ten (three solo) as well as having one sack, one pass defended and one interception at Buffalo (11/1)...set a new career-high with 12 tackles (10 solo), one pass defended, one tackle for a loss and one quarterback hit at Indianapolis (11/8)...led the defense in tackles for the eighth times in ten games with ten tackles (eight solo) including one for a loss vs. Tennessee (11/23)...defensive leader in tackles for the ninth time, compiling 11 tackles (seven solo) vs. Indianapolis (11/29), where he picked off a Peyton Manning pass for his third interception of the season...was named NFL Rookie of the Month of November after totaling 43 tackles, two interceptions and a sack...had three solo tackles including one for a loss at Jacksonville (12/6)...recorded one sack for a loss of 13 yards, three hits on the quarterback and ten tackles (six solo) including three for a loss vs. Seattle (12/13)...made seven tackles (three solo) with two hits on Rams quarterback Keith Null including combining with SS Bernard Pollard for a loss of five yards...made nine solo tackles at Miami (12/27) including one for a loss, intercepted one pass, deflected a pass and sacked an opposing quarterback for the third straight week...

COLLEGE: Started 38 of 44 games he played in at USC, including 13 at right defensive end and 31 at strong-side outside linebacker...finished his career with 178 tackles (101 solos) that included 8.5 quarterback sacks for minus 57 yards, 27.0 stops for losses totaling 106 yards and two pres-



HOUSTONTEXANS.COM

CUSHING, BRIAN

suress...intercepted one pass and deflected 12 others...blocked two punts...consensus All-American as a senior, earning first-team accolades from Sports Illustrated and second-team honors from The Sporting News and Associated Press, and a consensus first-team All-Pac 10 choice... finalist for the Butkus Award, semifinalist for the Lombardi Award and quarterfinalist for the Lott Trophy...honorable mention All-Pack 10 selection in 2007 and second-team all-conference pick in 2006...started the last four games in 2005, including the national title game.

PERSONAL: Attended Bergen Catholic (Oradell, N.J.) High School...earned *Parade*, *USA Today*, *Prep Football Report*, *Scout.com*, *Super Prep*, *EA Sports* and *Prep Star All-American* honors as a senior...recorded 120 tackles, 11 stops for loss, 10 sacks and seven interceptions as a linebacker in 2004...played running back and tight end...gained 475 rushing yards with 10 touchdowns and caught 13 passes for 456 yards (35.1 avg) with seven scores.

Cushing's 2009 Season Statistics

Date, Opp	GP	GS	TACKLES					INTERCEPTIONS					FUMBLES			
			Tot	Solo	Asst	Sk	Yds	No	Yds	Lg	TD	PD	FF	FR	Yds	TD
9/13 vs. NYJ	1	1	8	5	3	0.0	0	0	0	0	0	0	0	0	0	0
9/20 @ TEN	1	1	10	7	3	0.0	0	0	0	0	0	1	0	0	0	0
9/27 vs. JAX	1	1	8	6	2	0.0	0	0	0	0	0	2	0	0	0	0
10/4 vs. OAK	1	1	7	5	2	0.0	0	0	0	0	0	0	0	0	0	0
10/11 @ ARI	1	1	6	3	3	0.5	3	0	0	0	0	0	0	0	0	0
10/18 @ CIN	1	1	9	6	3	0.0	0	1	0	0	0	2	2	0	0	0
10/25 vs. SF	1	1	8	5	3	0.0	0	0	0	0	0	1	0	0	0	0
11/1 @ BUF	1	1	10	3	7	1.0	8	1	0	0	0	1	0	0	0	0
11/8 @ IND	1	1	12	10	2	0.0	0	0	0	0	0	1	0	0	0	0
11/23 vs. TEN	1	1	10	8	2	0.0	0	0	0	0	0	0	0	0	0	0
11/29 vs. IND	1	1	11	7	4	0.0	0	1	20	20	0	1	0	0	0	0
12/6 @ JAX	1	1	3	3	0	0.0	0	0	0	0	0	0	0	0	0	0
12/13 vs. SEA	1	1	10	6	4	1.0	13	0	0	0	0	0	0	0	0	0
12/20 @ STL	1	1	7	3	4	0.5	2.5	0	0	0	0	0	0	0	0	0
12/27 @ MIA	1	1	9	9	0	1.0	4	1	6	6	0	1	0	0	0	0
1/3/10 vs. NE	1	1	5	3	2	0.0	0	0	0	0	0	0	0	0	0	0
2009 Totals	16	16	133	85	48	4.0	30.5	4	26	20	0	10	2	0	0	0

CUSHING, BRIAN

Single Game Highs

Tackles

12 @ Indianapolis (11-8-09)
11 vs. Indianapolis (11-29-09)
10, three times, last vs. Seattle (12-13-09)
9, twice, last @ Miami (12-27-09)
8, three times, last:
8 vs. San Francisco (10-25-09)

Sacks

1 @ Miami (12-27-09) C. Henne
1 @ Buffalo (11-1-09) R. Fitzpatrick
1 vs. Seattle (12-13-09) M. Hasselbeck
0.5 @ Arizona (10-11-09) K. Warner
0.5 @ St. Louis (12-20-09) K. Null

Interceptions

1 @ Miami (12-27-09) C. Henne
1 vs. Indianapolis (11-29-09) P. Manning
1 @ Buffalo (11-1-09) R. Fitzpatrick
1 @ Cincinnati (10-18-09) C. Palmer

Passes Defensed

2 @ Cincinnati (10-18-09)
2 vs. Jacksonville (9-27-09)
1, five times, most recent:
1 @ Miami (12-27-09)

Forced Fumbles

2 @ Cincinnati (10-18-09)

Safeties

1 vs. Oakland (10-4-09)





81

Owen DANIELS

TIGHT END

Height: 6-3 | Weight: 243 | College: Wisconsin |
Hometown: Naperville, Illinois | 5th NFL Season |
5th with Texans | Age as of Kickoff Weekend 2010: 27 |
Acquired: D4-'06 (98th overall) | 2009 GP/GS: 8/8 |
Career GP/GS: 54/52 | Teams: Houston, 2006-09 |

TRANSACTIONS: Selected by Houston Texans in the fourth round (98th pick overall) of the 2006 NFL Draft...Signed by Texans on July 12, 2006...Re-signed with Texans on June 15, 2009...Placed on reserve/injured list on November 4, 2009...Re-signed with Texans on June 11, 2010.

HONORS: 2009 NFL Pro Bowl.

PRO: Sure-handed pass catcher with a knack for finding the open field...has improved his blocking well enough to become an every down tight end...the Texans leader in receptions (207) and receiving yards (2,501) at tight end...ranks second in receptions and receiving yards in team history...became the third player in team history to have 2,000-plus receiving yards in team history...his 139 receiving first downs ranks second in team history...is averaging 46.0 receiving yards per game which is second in team history...became the first Texan to score in the NFL Pro Bowl when he caught a nine-yard touchdown pass in the second quarter of the 2009 game.

2009 (Houston 8/8): Started at tight end vs. the New York Jets (9/13) and had a team-high four catches for 44 yards...had six receptions for 72 yards and a 3rd quarter game-tying touchdown at Tennessee (9/20) to help set up for the game-winning field goal...caught five passes for 38 yards and a touchdown vs. Jacksonville (9/27)...caught two passes for 48 yards vs. Oakland (10/4)...after a quiet first half, caught 8 passes for 94 yards in the second half at Arizona (10/11)...caught seven passes for 78 yards and tied a career high with two touchdowns at Cincinnati (10/18)...was the team leader in receptions and yards vs. San Francisco (10/25) where he had 7 catches for 123 yards and a touchdown...made one catch for 22 yards at Buffalo (11/1) before

leaving the game with a torn ACL...was placed on the reserved/injured list (11/4).

2008 (Houston 16/16): Started in all 16 games...caught 70 passes for 862 yards, earning his first trip to the Pro Bowl...ranked second among AFC tight ends in receiving yards (862) and first downs (46) this season, trailing only Kansas City TE Tony Gonzalez in both categories...ranked in the top five among AFC tight ends in receptions (third, 70), receiving yards per game (third, 53.9) and yards per reception (fourth, 12.3)...teamed with teammate WR Andre Johnson to form the most prolific receiver-tight end pairing in the NFL with a combined 185 receptions and 2,437 yards...also caught a pair of touchdown passes...scored on a nine-yard touchdown in the Pro Bowl, becoming the first Texan to score in the all-star game...had a career-high 11 receptions for 133 yards at Minnesota (11/2)...caught seven passes for 87 yards at Jacksonville (9/28)...recorded 66 yards on six receptions including two touchdowns vs. Detroit (10/19)...this was Daniels' second two-touchdown game of his career...caught 11 passes for 131 yards, both career-highs at Minnesota (11/2)...started at tight end vs. Jacksonville (12/1) and caught two balls for 25 yards, bringing receptions total to 50 for the season, his second consecutive 50-catch season...started at tight end at Green Bay (12/7) and caught six passes for 65 yards...caught four passes for 41 yards vs. Tennessee (12/14)...finished the game with seven catches for 111 yards at Oakland (12/21)...it was his second 100-yard game of the season and the second of his career...grabbed a 35-yard pass in the first quarter which was the longest reception of his career...

2007 (Houston 16/16): Started all 16 games and finished with 63 catches for 768 yards and three



HOUSTONTEXANS.COM

DANIELS, OWEN

touchdowns...reception and yardage totals both ranked sixth among NFL tight ends...63 catches were second-most on the team and his 768 yards ranked third...caught at least one pass in every game...caught a season-high seven passes for 56 yards vs. Indianapolis (9/23)...caught six passes for a season-high 96 yards vs. Miami (10/7)...tied his season high with seven receptions for 82 yards and scored his first TD of the season at Cleveland (11/25)...the touchdown came on a six-yard pass from QB Matt Schaub in the fourth quarter...scored his second TD of the year vs. Tampa Bay (12/9), a four-yarder from QB Sage Rosenfels in the fourth quarter.

2006 (Houston 14/12): Started 12 games as a rookie...finished tops in NFL among rookie tight ends with 34 catches for 352 yards and five touchdowns...his five scores tied for the team lead and were the most ever by a Texans tight end...set a single-game rookie TE receiving record with 99 yards...started his first career game vs. Philadelphia (9/10)...registered four catches for 44

Daniels' 2009 Season Statistics

Date, Opp	GP	GS	Rush	Yds	Avg	Lg	TD	Rec	Yds	Avg	Lg	TD
9/13 vs. NYJ	1	1	0	0	--	--	0	4	44	11.0	27	0
9/20 @ TEN	1	1	0	0	--	--	0	6	72	12.0	33	1
9/27 vs. JAX	1	1	0	0	--	--	0	5	38	7.6	11	1
10/4 vs. OAK	1	1	0	0	--	--	0	2	48	24.0	44	0
10/11 @ ARI	1	1	0	0	--	--	0	8	94	11.8	27	0
10/18 @ CIN	1	1	0	0	--	--	0	7	78	11.1	18	2
10/25 vs. SF	1	1	0	0	--	--	0	7	123	17.6	42t	1
11/1 @ BUF	1	1	0	0	0.0	0	0	1	22	22.0	22	0
2009 Totals	8	8	0	0	--	--	0	40	519	13.0	44	5

Daniels' Career Statistics

Year	Team	G	GS	Rush	Yds	Avg	Lg	TD	Rec	Yds	Avg	Lg	TD
2006	Hou	14	12	0	0	--	--	0	34	350	10.3	33t	5
2007	Hou	16	16	0	0	--	--	0	63	768	12.2	29	3
2008	Hou	16	16	0	0	--	--	0	70	862	12.3	35	2
2009	Hou	8	8	0	0	--	--	0	40	519	13.0	44	5
NFL Totals		54	52	0	0	--	--	0	207	2,501	12.1	44	15

yards including his first career TD for 33 yards at Indianapolis (9/17)...had a season high 99 receiving yards with nine catches and two TDs at Tennessee (10/29)...had one catch for nine yards and a special teams tackle at New England (12/17)...inactive vs. Indianapolis (12/24) and Cleveland (12/31).

COLLEGE: Began his Wisconsin career on special teams and at quarterback...moved to flanker and then tight end as a sophomore and also saw action at split end and as a wingback...played in 43 games during his career, 36 of them as a receiver...caught 62 passes for 852 yards (13.7 avg) and eight touchdowns...atmospheric & oceanic sciences major...earned Academic All-Big Ten Conference honors in 2002.

PERSONAL: Resides in Houston...played basketball and ran track at Naperville (Ill.) Central High School for the Redhawks.

DANIELS, OWEN

Single Game Highs

Receptions

11 @ Minnesota (133 yards, 11-2-08)

9 @ Tennessee (99 yards, 10-29-06)

8 @ Arizona (10-11-09)

7, six times, most recent:

7 vs. San Francisco (123 yards, 10-25-09)

Receiving Yards

133 @ Minnesota (11 receptions, 11-2-08)

123 vs. San Francisco (7 receptions, 10-25-09)

111 @ Oakland (7 receptions, 12-21-08)

99 @ Tennessee (9 receptions; 10-29-06)

Touchdowns

2 @ Cincinnati (10-18-09)

2 vs. Detroit (10-19-08)

2 @ Tennessee (10-29-06)

1, seven times, most recent:

1 vs. San Francisco (10-25-09)

Long

44 vs. Oakland (10-4-09)

42t vs. San Francisco (10-25-09)


35 @ Oakland (12-21-08)

Additional Statistics

Special Teams Tackles: 2 Total; 2006 – 2.

Tackles: 1 Total; 2009 – 1.





11

Andre DAVIS WIDE RECEIVER

Height: 6-1 | **Weight:** 195 | **College:** Virginia Tech |
Hometown: Niskayuna, New York | **9th NFL Season** |
4th with Texans | **Age as of Kickoff Weekend 2010:** 31 |
Acquired: UFA-'07 (Buffalo) | **2009 GP/GS:** 14/1 |
Career GP/GS: 103/33 | **Teams:** Cleveland, 2002-04; New England, 2005; Buffalo, 2006; Houston, 2007-09 |

TRANSACTIONS: Selected by Cleveland Browns in second round (47th pick overall) of 2002 NFL draft...Signed by Browns on July 22, 2002...Placed on injured reserve with toe injury on December 2, 2002...Traded by Browns to New England Patriots for an undisclosed draft pick on August 22, 2005...Released by Patriots on September 28, 2005...Re-signed by Patriots on October 19, 2005...Signed by Buffalo Bills on March 12, 2006...Signed by Houston Texans on March 12, 2007...Re-signed by Texans on March 1, 2008.

HONORS: 2007 AFC Special Teams Player of the Month (December), 2007 AFC Special Teams Player of the Week (14), 2002 AFC Special Teams Player of the Week (7), 2002 NFC Rookie of the Week (8).

PRO: Speedy veteran receiver who emerged in 2007 as a dangerous and dependable receiver and one of the best kickoff return men in the NFL...holds the NFL record, along with ten other players, for the longest reception in league history with a 99-yard touchdown catch (10/17/04 vs. Cincinnati)...also shares the NFL record for most kickoff returns for touchdown in a game with two (12/30/07 vs. Jacksonville).

2009 (Houston 14/1): Played in 14 games with one start and caught six passes for 59 yards...served once again as the team's first option on kickoff returns and averaged 23.7 yards on 33 returns...started at wide receiver vs. the New York Jets (9/13) and had three catches for 14 yards before having to leave the game after suffering a concussion...was inactive at Tennessee (9/20) and vs. Jacksonville (9/27)...played wide receiver and on special teams vs. Oakland (10/4) and had one kickoff return of 34 yards...returned four kicks for a total of 117 yards including a long of 63 yards at Arizona (10/11)...

played wide receiver and on special teams where he returned three kickoffs for 57 yards at Cincinnati (10/18)...returned four kickoffs for 75 yards, caught one pass for 14 yards and recovered a muffed punt on special teams vs. San Francisco (10/25)...returned two kicks 37 yards, including a long of 26 at Buffalo (11/1)...saw action at wide receiver at Indianapolis (11/8)...played wide receiver and returned three kickoffs for an average of 25.7 yards vs. Tennessee (11/23)...returned two kickoffs an average 22 yards and had two special teams tackles vs. Indianapolis (11/29)...returned five kickoffs an average of 21 yards and recovered a muffed punt at Jacksonville (12/6)...returned the opening kickoff 33-yards to set up Andre Johnson's 64-yard touchdown on the game's first play vs. Seattle (12/13)...caught one pass for 21 yards and had three kickoff returns totaling 62 yards at St. Louis (12/20)...played on special teams at Miami (12/27)...caught one pass for 10 yards and returned five kicks for a 28.2-yard average vs. New England (1/3/10).

2008 (Houston 12/0): Played in 12 games...caught 13 passes for 213 yards...led the team with 43 kickoff returns for 993 yards...finished with two catches for 60 yards including a season-long 49-yard catch in the third quarter at Tennessee (9/21)...had two receptions for 28 yards vs. Miami (10/12) and returned five kickoffs for 142 yards with a long of 50 yards...finished with one catch for 15 yards vs. Detroit (10/19) and returned five kickoffs for 102 yards...also downed two punts inside the Lions five-yard line...returned to action vs. Jacksonville (12/1) after missing four games with a finger injury and caught one pass for 10 yards and had two kickoffs for 43 yards...caught three passes for 58 yards vs. Chicago (12/28)...had a long reception of 33 yards...also returned four kickoffs for 99 yards.

2007 (Houston 14/8): Had a career year in his first



HOUSTONTEXANS.COM

DAVIS, ANDRE

season with the Texans, scoring six total touchdowns...caught 33 passes for 583 yards and three touchdowns and averaged 30.3 yards per kickoff return with three scores...tied the NFL record for most kickoff returns for touchdown in a game, becoming the seventh player in league history to return two kicks for scores, in the season finale vs. Jacksonville (12/30)...his two returns came on consecutive attempts, the first time in modern NFL history that a player accomplished that feat...his 30.3-yard return average was second-best in the league and his three kick returns for touchdown were tied for the league lead...17.7 yards-per-catch average was third-best in the NFL...started at WR and finished with 117 receiving yards on five catches, including a 45-yarder and a 35-yard touchdown at Atlanta (9/30)...117-yard performance was his third career 100-yard game and tied a career-high...took the opening kickoff of the second half back 97 yards for a touchdown vs. Tampa Bay (12/9) and caught one pass for five yards...earned AFC Special Teams Player of the Week honors for his efforts in that game...was named the AFC Special teams player of the month in December.

2006 (Buffalo 16/1): Saw action in every game for Buffalo with one start...contributed primarily on special teams...caught two passes for 13 yards and returned six kickoffs for 99 yards...started at WR at Detroit (10/15)...caught one pass for five yards vs. Jacksonville (11/26)...had three kickoff returns for 69 yards at New York Jets (12/10)...caught one pass for eight yards in the season finale at Baltimore (12/31).

2005 (New England 9/4): Started four games at wide receiver and recorded nine receptions for 190 yards and a touchdown...started at WR vs. New Orleans (11/20) and caught a 60-yard touchdown pass...started at WR and led the team with 47 receiving yards on two receptions vs. Miami (1/1/06) and also kick-started the Patriots' first touchdown drive with a 65-yard kickoff return in the first quarter...caught one pass for three yards and ran for 13 yards on a reverse in AFC Wild

Card victory over Jacksonville (1/7/06)... caught one pass for 51 yards and returned three kickoffs for 61 yards in AFC Divisional Playoff at Denver (1/14/06).

2004 (Cleveland 7/7): Started seven games and totaled 16 receptions for 416 yards and two touchdowns...tied the NFL record with a 99-yard touchdown reception from Jeff Garcia vs. Cincinnati (10/17)...recorded his second career 100-yard receiving game with five receptions for 101 yards and a touchdown at Pittsburgh (10/10)...inactive for four games...placed on injured reserve (12/2) with a toe injury.

2003 (Cleveland 16/8): Appeared in all 16 games, including eight starts, and led the Browns with five touchdowns on 40 receptions for 576 yards...led the Browns with 38 kickoff returns for 803 yards, including a long of 69 yards...had a season-high two touchdown receptions at San Francisco (9/21), with both touchdowns coming in the fourth quarter, including the game-winning score with 29 seconds remaining...recorded his first career 100-yard receiving performance vs. Arizona (11/16) with a career-high seven receptions for 117 yards and a touchdown...led the team in receptions with five in the regular season finale at Cincinnati (12/28).

2002 (Cleveland 16/4): Made a major impact for the Browns during his rookie season as he tied for third among NFL rookies with seven touchdowns...totaled 37 receptions for 420 yards and six touchdowns...had a season-high five receptions for 99 yards and two touchdowns at Tennessee (9/22)...started vs. Houston (10/20) and scored on a 95-yard kickoff return for a touchdown and totaled four kickoff returns for 168 yards on the afternoon...named AFC Special Teams Player of the Week...had two receptions for 65 yards, including a long of 43 yards and one touchdown reception for 22 yards, and added three kickoff returns for 48 yards in the AFC Wild Card Game at Pittsburgh (1/5/03).

DAVIS, ANDRE

COLLEGE: Three-year starter at Virginia Tech as a wide receiver and also excelled on the school's track team, serving as the anchor on the 4x100-meter relay squad in addition to performing in the 200-meter dash...the three-time Academic All-Big East Conference choice ranks third on the school's career-record list with 1,986 yards receiving and 103 catches...his 18 career touchdown catches rank second on the school's all-time list, second to Antonio Freeman's 22 (1991-94)...his senior year in 2001, named All-Big East Conference first team selection...led the team with 39 receptions for 623 yards (16.0 avg.) and seven touchdowns...graduated with a degree in property management.

PERSONAL: Played soccer at Niskayuna (N.Y.) High School until joining the football team as a junior...lettered two years as a wide receiver and safety for the Silver Warriors...led the team with 10 touchdowns his senior season...named first team all-area as a kick returner by the Albany Times-Union...excelled in track, winning the state Class A 200-meter outdoor championship his senior year and finishing second in the 100... born André N. Davis...lives in Houston with his wife, Janelle, and their son, Daylen.

Davis' 2009 Season Statistics

Date, Opp	G	GS	Rush	Yds	Avg	Lg	TD	Rec	Yds	Avg	Lg	TD
9/13 vs. NYJ	1	1	0	0	--	--	0	3	14	4.7	7	0
9/20 @ TEN	INACTIVE											
9/27 vs. JAX	INACTIVE											
10/4 vs. OAK	1	0	0	0	--	--	0	0	0	--	--	0
10/11 @ ARI	1	0	0	0	--	--	0	0	0	--	--	0
10/18 @ CIN	1	0	0	0	--	--	0	0	0	--	--	0
10/25 vs. SF	1	0	0	0	--	--	0	1	14	14.0	14	0
11/1 @ BUF	1	0	0	0	--	--	0	0	0	--	--	0
11/8 @ IND	1	0	0	0	--	--	0	0	0	--	--	0
11/23 vs. TEN	1	0	0	0	--	--	0	0	0	--	--	0
11/29 vs. IND	1	0	0	0	--	--	0	0	0	--	--	0
12/6 @ JAX	1	0	0	0	--	--	0	0	0	--	--	0
12/13 vs. SEA	1	0	0	0	--	--	0	0	0	--	--	0
12/20 @ STL	1	0	0	0	--	--	0	1	21	21.0	21	0
12/27 @ MIA	1	0	0	0	--	--	0	0	0	--	--	0
1/3/10 vs. NE	1	0	0	0	--	--	0	1	10	10.0	10	0
2009 Totals	14	1	0	0	--	--	0	6	59	9.8	21	0

Davis' Career Statistics

Year	Team	G	GS	Rush	Yds	Avg	Lg	TD	Rec	Yds	Avg	Lg	TD
2002	Cle	16	4	3	7	2.3	9	0	37	420	11.4	31	6
2003	Cle	16	8	5	28	5.6	7	0	40	576	14.4	49	5
2004	Cle	7	7	1	-3	-3.0	-3	0	16	416	26	99t	2
2005	NE	9	4	0	0	--	--	0	9	190	21.1	60t	1
2006	Buf	16	1	0	0	--	--	0	2	13	6.5	8	0
2007	Hou	13	8	0	0	--	--	0	33	583	17.7	8	3
2008	Hou	12	0	0	0	--	--	0	13	213	16.4	49	0
2009	Hou	14	1	0	0	--	--	0	6	59	9.8	21	0
NFL Totals		103	33	9	32	3.6	9	0	156	2,470	15.8	99t	17

DAVIS, ANDRE

Davis' 2009 Season Statistics

Date, Opp	KICKOFF RETURNS					PUNT RETURNS					
	No	Yds	Avg	Lg	TD	No	FC	Yds	Avg	Lg	TD
9/13 vs. NYJ	0	0	--	--	0	0	0	0	--	--	0
9/20 @ TEN	INACTIVE										
9/27 vs. JAX	INACTIVE										
10/4 vs. OAK	1	34	34.0	34	0	0	0	0	--	--	0
10/11 @ ARI	4	117	29.3	63	0	0	0	0	--	--	0
10/18 @ CIN	3	57	19.0	22	0	0	0	0	--	--	0
10/25 vs. SF	4	75	18.8	20	0	0	0	0	--	--	0
11/1 @ BUF	2	37	18.5	26	0	0	0	0	--	--	0
11/8 @ IND	0	0	--	--	0	0	0	0	--	--	0
11/23 vs. TEN	3	77	25.7	37	0	0	0	0	--	--	0
11/29 vs. IND	2	44	22.0	25	0	0	0	0	--	--	0
12/6 @ JAX	5	105	21.0	29	0	0	0	0	--	--	0
12/13 vs. SEA	1	33	33.0	33	0	0	0	0	--	--	0
12/20 @ STL	3	62	20.7	23	0	0	0	0	--	--	0
12/27 @ MIA	0	0	0.0	0	0	0	0	0	--	--	0
1/3/10 vs. NE	5	141	28.2	36	0	0	0	0	0.0	0	0
2009 Totals	33	782	23.7	63	0	0	0	0	0.0	0	0

Davis' Career Statistics

Year	Team	KICKOFF RETURNS					PUNT RETURNS					
		No	Yds	Avg	Lg	TD	No	FC	Yds	Avg	Lg	TD
2002	Cle	50	1,068	21.4	95t	1	7	4	33	4.7	15	0
2003	Cle	38	803	21.1	69	0	1	1	7	7.0	7	0
2005	NE	3	108	36.0	65	0	0	0	0	--	--	0
2006	Buf	6	99	16.5	27	0	0	0	0	--	--	0
2007	Hou	32	968	30.3	104t	3	0	0	0	--	--	0
2008	Hou	43	993	23.1	50	0	0	0	0	--	--	0
2009	Hou	33	782	23.7	63	0	0	0	0	0.0	0	0
NFL Totals		205	4,821	23.5	104t	4	8	5	40	5.0	15	0

Single Game Highs

Receptions

7 vs. Arizona (117 yards, 11-16-03)

5, six times, most recent:

5 @ Atlanta (117 yards, 9-30-07)

Receiving Yards

117 @ Atlanta (5 receptions, 9-30-07)

117 vs. Arizona (7 receptions, 11-16-03)

101 @ Pittsburgh (5 receptions, 10-10-04)

Receiving Long

99t vs. Cincinnati (10-17-04)*

60t vs. New Orleans (11-20-05)

53t vs. Tennessee (10-21-07)

Receiving Touchdowns

2 at San Francisco (9-21-03)

2 at Tennessee (9-22-02)

Return Highs Yards

234 vs. Jacksonville (5 returns, 2 touchdowns, 46.8 avg., 12-30-07)

168 vs. Houston (4 returns, 1 touchdown, 42.0 avg., 10-20-02)

165 @ Indianapolis (6 returns, 27.5 avg., 12-23-07)

Return Long

104t vs. Jacksonville (12-30-07)

97t vs. Jacksonville (12-30-07)

95t vs. Houston (10-20-02)

Return Touchdowns

2 vs. Jacksonville (12-30-07)*

1 vs. Tampa Bay (12-9-07)

1 vs. Houston (10-20-02)

* Ties NFL record

Additional Statistics

Special Teams Tackles: 25 total; 2006 – 13, 2007 – 1, 2008 – 3; 2009 – 8.

Fumble recoveries: 3 total; 2002 – 1, 2007 – , 2009 – 1.



HOUSTONTEXANS.COM



54 Zac DILES

LINEBACKER

Height: 6-2 | **Weight:** 240 | **College:** Kansas State |
Hometown: Tulare, California | **4th NFL Season** |
4th with Texans | **Age as of Kickoff Weekend 2010:** 25 |
Acquired: D7-'07 (218th overall) | **2009 GP/GS:** 16/14 |
Career GP/GS: 35/22 | **Teams:** Houston, 2007-09 |

TRANSACTIONS: Drafted by Houston Texans in the seventh round (218th pick overall) in the 2007 NFL Draft...Signed by Texans on July 19, 2007.

PRO: Young, versatile linebacker that started the first eight games of 2008...has the ability to play both middle and outside linebacker, but settled in to the SAM linebacker position last season...finished second on the team in tackles with 66 stops...for his career Diles has 128 tackles...made eight special teams tackles as a rookie.

2009 (Houston 16/14): Started at weakside linebacker vs. the New York Jets (9/13) totalling four tackles (four solo)...had three tackles, including one for a loss vs. Tennessee (9/20)...contributed five tackles (four solo) and a fumble recovery vs. Jacksonville (9/27)...made four tackles (two solo) including one for a loss vs. Oakland (10/4)...made two solo tackles at Arizona (10/11)...started at MLB where he assisted on one tackle and appeared on special teams at Cincinnati (10/18)...had seven tackles (four solo) vs. San Francisco (10/25)...made three tackles (one solo) in Texans win at Buffalo (11/1)...saw action at linebacker and on special teams at Indianapolis (11/8)...was second on the team in tackles when he made nine tackles (eight solo) and forced a fumble vs. Tennessee (11/23)...played at linebacker and on special teams vs. Indianapolis (11/29)...recorded eight tackles (six solo) including two for a loss at Jacksonville (12/6)...made four tackles (three solo) including one for a loss vs. Seattle (12/13)...made four solo tackles at St. Louis (12/20)...made one solo tackle at Miami (12/27)...made six tackles (four solo) and forced a fumble vs. New England (1/3).

2008 (Houston 8/8): Started the first eight games of the season before breaking his left tibia in practice...despite playing eight games he finished second on the team with 66 total tackles...also posted one sack, one forced fumble and his first career interception...made his first career start at outside linebacker at Pittsburgh (9/7)...recorded a game-high and career-high 13 tackles, 11 solo...posted eight total tackles with five solo and three assists at Tennessee (9/21) and forced a fumble in the first quarter...totaled nine tackles with six of them be-

ing solo tackles vs. Indianapolis (10/5) and made the first interception of his career in the second quarter off of Colts QB Peyton Manning...posted six tackles including the first sack of his career in the first quarter vs. Detroit (10/19)...led the team with 12 total tackles vs. Cincinnati (10/26)...led the team in tackles with nine, including five solo at Minnesota (11/2)...was placed on injured reserve after breaking his left tibia during non-contact drills in practice.

2007 (Houston 11/0): Saw action in 11 games as a rookie, mostly on special teams...saw extended playing time at linebacker late in the year...finished the season third on the team with nine special teams tackles and tallied five tackles on defense...made his NFL debut vs. Indianapolis (9/23), seeing action on special teams...served as a game captain and earned his first action at LB, finishing with one solo tackle and one special teams stop at Cleveland (11/25)...saw most extensive action of the season at LB and finished with a three solo tackles vs. Jacksonville (12/30).

COLLEGE: Appeared in all 24 games in his two seasons at Kansas State...two-time All-Big 12 honor-ee...started all 13 games during the 2006 season...collected 149 total tackles, including 13 for losses, for a rock-solid average of 6.2 stops per games...also forced three fumbles, notched two pass break-ups and had an interception...returned lone career fumble return for a touchdown at Missouri in 2006...selected to play in the inaugural Inta Juice All-Star Classic in Houston...began college career at Fresno City College, where he started 22 games over two seasons and led the team to a Valley Conference Title and a berth in the 2004 California North Division championship game as a sophomore.

PERSONAL: Prepped at Tulare High School in California's central valley...in addition to football, he also lettered as a forward in basketball and as the right fielder on the baseball team...was active in the community at Kansas State, making regular hospital visits and reading to children...played the saxophone and piano as a child...born Zachary Lee Diles in Abilene, Texas.



HOUSTONTEXANS.COM

Date, Opp	GP	GS	TACKLES						INTERCEPTIONS					FUMBLES			
			Tot	Solo	Asst	Sk	Yds	No	Yds	Lg	TD	PD	FF	FR	Yds	TD	
9/13 vs. NYJ	1	1	4	4	0	0.0	0	0	0	0	0	1	0	0	0	0	
9/20 @ TEN	1	1	3	2	1	0.0	0	0	0	0	0	0	0	0	0	0	
9/27 vs. JAX	1	1	5	4	1	0.0	0	0	0	0	0	0	0	1	0	0	
10/4 vs. OAK	1	1	4	2	2	0.0	0	0	0	0	0	0	0	0	0	0	
10/11 @ ARI	1	1	2	2	0	0.0	0	0	0	0	0	0	0	0	0	0	
10/18 @ CIN	1	1	1	0	1	0.0	0	0	0	0	0	0	0	0	0	0	
10/25 vs. SF	1	1	4	3	1	0.0	0	0	0	0	0	0	0	0	0	0	
11/1 @ BUF	1	1	3	1	2	0.0	0	0	0	0	0	0	0	0	0	0	
11/8 @ IND	1	0	0	0	0	0.0	0	0	0	0	0	0	0	0	0	0	
11/23 vs. TEN	1	1	9	8	1	0.0	0	0	0	0	0	0	1	0	0	0	
11/29 vs. IND	1	0	0	0	0	0.0	0	0	0	0	0	0	0	0	0	0	
12/6 @ JAX	1	1	8	6	2	0.0	0	0	0	0	0	0	0	0	0	0	
12/13 vs. SEA	1	1	4	3	1	0.0	0	0	0	0	0	0	0	0	0	0	
12/20 @ STL	1	1	4	4	0	0.0	0	0	0	0	0	0	0	0	0	0	
12/27 @ MIA	1	1	1	1	0	0.0	0	0	0	0	0	0	0	0	0	0	
1/3/10 vs. NE	1	1	6	4	2	0.0	0	0	0	0	0	0	1	0	0	0	
2009 Totals	16	14	58	44	14	0.0	0	0	0	0	0	1	2	1	0	0	

		TACKLES								INTERCEPTIONS					FUMBLES			
Year	Team	GP	GS	Tot	Solo	Asst	Sk	Yds	No	Yds	Lg	TD	PD	FF	FR	Yds	TD	
2007	Hou	11	0	4	4	0	0.0	0	0	0	0	0	0	0	0	0	0	
2008	Hou	8	8	66	47	19	1.0	9	1	0	0	0	2	1	0	0	0	
2009	Hou	16	14	58	44	14	0.0	0	0	0	0	0	1	2	1	0	0	
NFL Totals		35	22	128	95	33	1.0	9	1	0	0	0	3	3	1	0	0	

1 vs. Detroit (10-19-08) D. Orlovsky

1 @ Tennessee (9-21-08)
1 vs. New England (1-3-10)

Special Teams Tackles: 9 total; 2007 – 8; 2009- 1.



85 JoeI DREESSEN TIGHT END

Height: 6-4 | **Weight:** 243 | **College:** Colorado State |
Hometown: Fort Morgan, Colorado | **5th NFL Season** |
4th with Texans | **Age as of Kickoff Weekend 2010:** 28 |
Acquired: FA-'07 | **2009 GP/GS:** 16/11 |
Career GP/GS: 59/14 | **Teams:** New York Jets, 2005; Houston, 2007-09 |

TRANSACTIONS: Selected by New York Jets in sixth round (198th pick overall) of the 2005 NFL Draft...Signed by Jets on July 25, 2005...Released by Jets on September 2, 2006...Signed by Houston Texans on January 2, 2007...Released by Texans on September 13, 2007...Re-signed by Texans on September 25, 2007...Re-signed by Texans on March 4, 2009.

PRO: Solid blocking and pass-catching tight end...emerged as the Texans second tight end...has the ability to play every down...played in all 16 games last season for the first time in his career...has played in 59 career NFL games with 14 starts and has recorded 46 career receptions for 493 yards and three touchdowns.

2009 (Houston 16/11): Played in all 16 games for the second consecutive year and started a career-high 11 times...finished with 26 receptions for 320 yards, both career bests, and a touchdown...also handled the long-snapping duties for the majority of the season...played tight end and recorded two tackles on special teams vs. the New York Jets (9/13)...started at tight end and had three receptions for 31 yards including a crucial 4th down conversion at Tennessee (9/20) along with a special teams tackle...started as a second tight end vs. Jacksonville (9/27) and long snapped...caught one pass for 17 yards vs. Oakland (10/4) and handled the long-snapping duties...started as a second tight end and had one reception for 4 yards at Arizona (11/10)...saw action at tight end and on special teams at Cincinnati (10/18)...made a special teams tackle and played at tight end vs. San Francisco (10/25)...received extended playing time at tight end to go along with his special teams in Texans win at Buffalo (11/1)...made two receptions for 15 yards at Indianapolis (11/8)...started at tight end and made one catch for 23 yards vs. Tennessee

(11/23)...made one reception for 14 yards vs. Indianapolis (11/29)...caught one pass for eight yards at Jacksonville (12/6)...made three receptions for 22 yards vs. Seattle (12/13)...caught three passes for a career-high 40 yards including a long of 22 at St. Louis (12/20)...had what head coach Gary Kubiak called "his best game as a pro," catching four passes for 65 yards at Miami (12/27)...set career highs with six receptions for 81 yards and a touchdown vs. New England (1/3/10).

2008 (Houston 16/3): Played in all 16 games with three starts...set career marks in catches (11) and receiving yards (77)...was a key contributor on special teams...made a career-high eight special teams stops...played tight end and recorded two tackles on special teams at Pittsburgh (9/7)...caught one pass for 11 yards vs. Indianapolis (10/5)...made his first career start on offense in a double tight end set vs. Miami (10/12) and recorded one special teams tackle in the game...registered one reception for six yards vs. Detroit (10/19).

2007 (Houston 13/0): Played in 13 games at tight end in his first season as a Texan...caught four passes for 55 yards and the first two touchdowns of his career...made his Texans debut on special teams at Atlanta (9/30)...caught his first career touchdown pass, a 28-yarder from QB Sage Rosenfels, at San Diego (10/28)...caught a 10-yard touchdown pass from QB Matt Schaub and made two special teams tackles vs. New Orleans (11/18).

2006: Spent time with the New York Jets before being released after training camp.

2005 (New York Jets 14/0): Saw action in 14 games at tight end...made five catches for 41 yards...caught the first pass of his career, a seven-yard reception, at Denver (11/20)...caught one pass

DREESSEN, JOEL

for 17 yards at New England (12/4)...caught two passes for 11 yards, the first multi-catch game of his career, at Miami (12/18)...caught one pass for six yards vs. Buffalo (1/1/06).

COLLEGE: Caught 123 career passes for 1,295 yards and 10 TDs while at Colorado State...his 123 receptions rank eighth all time on the school's career list...selected third team All-American by The NFL Draft Report...All-Mountain West Conference first-team as a sophomore and senior...finished senior season with a career-high 43 receptions for 427 yards and three TDs...also a force on special teams registering six tackles...also served as long snapper...majored in management.

PERSONAL: Ran high school track in the 110 meter hurdles at Fort Morgan High School...placed second in state in hurdles for the Mustangs...all-state performer at TE and DE for two years...born Joel Clifford Dreesen in Ida Grove, Iowa.

Dreesen's 2009 Season Statistics

Date, Opp	GP	GS	Rush	Yds	Avg	Lg	TD	Rec	Yds	Avg	Lg	TD
9/13 vs. NYJ	1	0	0	0	--	--	0	0	0	--	--	0
9/20 @ TEN	1	1	0	0	--	--	0	3	31	10.3	21	0
9/27 vs. JAX	1	1	0	0	--	--	0	0	0	--	--	0
10/4 vs. OAK	1	0	0	0	--	--	0	1	17	17.0	17	0
10/11 @ ARI	1	1	0	0	--	--	0	1	4	4.0	4	0
10/18 @ CIN	1	0	0	0	--	--	0	0	0	--	--	0
10/25 vs. SF	1	0	0	0	--	--	0	0	0	--	--	0
11/1 @ BUF	1	0	0	0	--	--	0	0	0	--	--	0
11/8 @ IND	1	1	0	0	--	--	0	2	15	7.5	9	0
11/23 vs. TEN	1	1	0	0	--	--	0	1	23	23.0	23	0
11/29 vs. IND	1	1	0	0	--	--	0	1	14	14.0	14	0
12/6 @ JAX	1	1	0	0	--	--	0	1	8	8.0	8	0
12/13 vs. SEA	1	1	0	0	--	--	0	3	22	7.3	10	0
12/20 @ STL	1	1	0	0	--	--	0	3	40	13.3	22	0
12/27 @ MIA	1	1	0	0	--	--	0	4	65	16.3	22	0
1/3/10 vs. NE	1	1	0	0	--	--	0	6	81	13.5	25t	1
2009 Totals	16	11	0	0	--	--	0	26	320	12.3	25t	1

Dreesen's Career Statistics

Year	Team	G	GS	Rush	Yds	Avg	Lg	TD	Rec	Yds	Avg	Lg	TD
2005	NYJ	14	0	0	0	--	--	0	5	41	8.2	17	0
2007	Hou	13	0	0	0	--	--	0	4	55	13.8	28t	2
2008	Hou	16	3	0	0	--	--	0	11	77	7.0	13	0
2009	Hou	16	11	0	0	--	--	0	26	320	12.3	25t	1
NFL Totals		59	14	0	0	--	--	0	46	493	10.7	28t	3

DREESSEN, JOEL

Single Game Highs

Receptions

6 vs. New England (81 yards, 1-3-10)

4 @ Miami (65 yards, 12-27-09)

3 @ Tennessee (31 yards, 9-20-09)

Receiving Yards

81 vs. New England (6 receptions, 1-3-10)

65 @ Miami (4 receptions, 12-29-09)

40 @ St. Louis (3 receptions, 12-20-09)

Long

28t @ San Diego (10-28-07)

25t vs. New England (1-3-10)

23 vs. Tennessee (11-23-09)

Touchdowns

1 vs. New England (1-3-10)

1 vs. New Orleans (11-18-07)

1 @ San Diego (10-28-07)

Additional Statistics

Special Teams Tackles: 21 total; 2005 – 1, 2007 – 9, 2008 – 8; 2009 – 3.



82 Derek FINE

TIGHT END

Height: 6-3 | Weight: 247 | College: Kansas |
 Hometown: Sallisaw, Oklahoma | 3rd NFL Season |
 1st with Texans | Age as of Kickoff Weekend 2010: 27 |
 Acquired: FA-'10 | 2009 GP/GS: 8/6 |
 Career GP/GS: 18/11 | Teams: Buffalo, 2008-09 |

TRANSACTIONS: Selected in the fourth round (132nd overall) of the 2008 NFL Draft by the Buffalo Bills...Released by Bills on February 16, 2010...Signed by the St. Louis Rams on February 17, 2010...Released by Rams on March 5, 2010...Signed by the Houston Texans on June 16, 2010.

PRO: Talented young tight end with starting experience...joins the Texans after spending his first two seasons with Buffalo...played in 18 games for the Bills and started 11 times...has caught 19 career passes for 158 yards and one touchdown.

2008 (Buffalo 8/6): Played in eight games and made eight starts...finished the year with nine catches for 64 yards...started and caught five passes for 34 yards vs. New Orleans (9/27)...started and caught one pass for eight yards vs. Cleveland (10/11)...started and caught one pass for five yards at the New York Jets (10/18)...started and caught one pass for nine yards vs. Houston (11/1)...started and caught one pass for eight yards at Tennessee (11/15).

2008 (Buffalo 10/5): Saw action in 10 games with five starts as a rookie and finished the season with 10 receptions for 94 yards and a touchdown...made his NFL debut at Miami (10/26)...hauled in his first career reception, a nine-yard touchdown, on his first career reception vs. the New York Jets (11/2)...the touchdown was one of four catches for 43 yards in that game...posted one catch for a six-yard gain vs. Cleveland (11/17)...started at tight end at Kansas City

(11/23), catching one pass for 14 yards...started the season's last four games at tight end and caught four passes for 31 yards in those contests.

COLLEGE: Set the school's tight end record with 98 receptions while amassing 1,009 yards (10.3 avg.) and 10 touchdowns...topped the previous mark at Kansas of 97 catches by John Mosier (1967-69)...his 46 receptions in 2007 broke the school's season-record of 40 grabs by John Schroll in 1971...selected as one of four team captains in 2006 and 2007...shared squad's special teams Player of the Year honors...earned team's Gale Sayers Award for most courageous player in 2006...played in all 12 games making 10 starts...started all 12 games at tight end in 2005, finishing with 22 receptions...averaged 11.1 yards per catch and scored one touchdown...played in all 11 games in 2004 and tallied 12 tackles on special teams...redshirted in 2003...originally signed with Kansas in the spring of 2002 but did not enroll in school due to an injury...graduated with a degree in American studies.

PERSONAL: Son of Mike and Gail Fine...was an All-State performer at Sallisaw (OK) High School...named Muskogee Phoenix All-Area Offensive Player of the Year, All-District and Best Offensive Player in District 4A...tabbed team's most valuable player after senior campaign...broke the school record for receiving yards in a season (798) and in a career (1,792)...National Honor Roll selection and American Character and Citizenship Award winner.

Fine's Career Statistics


Year	Team	G	GS	Rush	Yds	Avg	Lg	TD	Rec	Yds	Avg	Lg	TD
2008	Buf	10	5	0	0	--	--	0	10	94	9.4	20	1
2009	Buf	8	6	0	0	--	--	0	9	64	7.1	11	0
NFL Totals		18	11	0	0	--	--	0	19	158	8.3	20	1



HOUSTONTEXANS.COM

23 Arian FOSTER

RUNNING BACK



Height: 6-1 | Weight: 229 | College: Tennessee |
Hometown: San Diego, California | 2nd NFL Season |
2nd with Texans | Age as of Kickoff Weekend 2010: 24 |
Acquired: CFA-'09 | 2009 GP/GS: 6/1 |
Career GP/GS: 6/1 | Teams: Houston, 2009 |

TRANSACTIONS: Signed by the Houston Texans as an undrafted free agent on May 1, 2009...Released by the Texans on September 5...Signed to the Texans practice squad on September 6 ...Signed to the Texans active roster on November 17.

PRO: Big running back that worked his way onto the active roster from the practice squad late in his rookie season...came on strong at the end of the season, rushing for 216 yards and three scores in the last two games...finished the year with 54 carries for 257 yards and three touchdowns to go with eight receptions for 93 yards.

2009 (Houston 6/1): Saw action in the last six games of his rookie season, starting one...finished his rookie season with 257 yards on 54 carries and scored three touchdowns...also caught eight passes for 93 yards...signed to the Texans active roster on November 17...made his NFL debut vs. Tennessee (11/23) and played on special teams where he assisted on one tackle...was inactive vs. Indianapolis (11/29)...played on special teams at Jacksonville (12/6)...saw action at running back for the first time in his NFL career vs. Seattle (12/13) and responded with 34 yards on 13 carries and 54 yards receiving on four receptions including a long of 20 yards...rushed the ball twice for seven yards and caught one pass for thirteen yards at St. Louis (12/20)...had 19 carries for 97 yards and his first career touchdown as a pro at Miami (12/27) on a 17-yard run up the middle in the second quarter...made his first career start vs. New England (1/3/10) and posted his first career 100-yard game, rushing for 119 yards and two scores on 20 carries...caught three passes for 26 yards.

COLLEGE: Rushed for 2,964 yards in four years at the University of Tennessee...led the team with 570 rushing yards and a touchdown as a senior in 2008...also caught 19 passes for 166 yards...

finished sixth among SEC rushing leaders with 1,193 yards as a junior in 2007 and earned second-team All-SEC honors from the Associated Press and Rivals.com...his 12 rushing TDs were most by Vol runner since Jay Graham had 12 in 1995...also caught 39 passes for 340 yards and two scores...rushed 91 times for 322 yards with five touchdowns and caught 11 passes for 88 yards as a sophomore in 2006...earned freshman All-America accolades from Rivals.com and The Sporting News in 2005 when he ran for 879 yards and five touchdowns...ran for a career-high 223 yards against Vanderbilt...redshirted in 2004.

PERSONAL: *San Diego Union-Tribune's* All-San Diego Western League Player of the Year as a senior at Mission Bay High School...named All-West Region by *PrepStar*...also earned All-California Interscholastic Federation honors...led county with 2,500 all-purpose yards, racking up 2,093 rushing yards and 24 touchdowns while adding six scores on kickoff returns as senior in 2003...also part of the basketball and track and field squads.



HOUSTONTEXANS.COM

FOSTER, ARIAN

Foster's Career Stats

Date, Opp	GP	GS	Rush	Yds	Avg	Lg	TD	Rec	Yds	Avg	Lg	TD
9/13 vs. NYJ	PRACTICE SQUAD											
9/20 @ TEN	PRACTICE SQUAD											
9/27 VS. JAX	PRACTICE SQUAD											
10/4 VS. OAK	PRACTICE SQUAD											
10/11 @ ARI	PRACTICE SQUAD											
10/18 @ CIN	PRACTICE SQUAD											
10/25 VS. SF	PRACTICE SQUAD											
11/1 @ BUF	PRACTICE SQUAD											
11/8 @ IND	PRACTICE SQUAD											
11/23 vs. TEN	1	0	0	0	0.0	0	0	0	0	0.0	0	0
11/29 vs. IND	INACTIVE											
12/6 @ JAX	1	0	0	0	0.0	0	0	0	0	0.0	0	0
12/13 vs. SEA	1	0	13	34	2.6	11	0	4	54	13.5	20	0
12/20 @ STL	1	0	2	7	3.5	6	0	1	13	13.0	13	0
12/27 @ MIA	1	0	19	97	5.1	17	1	0	0	0.0	0	0
1/3/10 vs. NE	1	1	20	119	6.0	24	2	3	26	8.7	10	0
2009 Totals	6	1	54	257	4.8	11	3	8	93	11.6	0	0

Single Game Highs

Rushing Yards

119 vs. New England (20 carries, 1-3-10)

97 @ Miami (19 rushes, 12-27-09)

34 vs. Seattle (13 rushes, 12-13-09)

Rushing Attempts

20 vs. New England (119 yards, 1-3-10)

19 @ Miami (97 yards, 12-27-09)

13 vs. Seattle (34 yards, 12-13-09)

Rushing Long

24 vs. New England (1-3-10)

17t @ Miami (12-27-09)

11 vs. Seattle (12-13-09)

Rushing Touchdowns

2 vs. New England (1-3-10)

1 @ Miami (12-27-09)

Receiving Yards

54 vs. Seattle (4 receptions, 12-13-09)

26 vs. New England (3 receptions (1-3-10)

13 @ St. Louis (1 reception, 12-20-09)

Receptions

4 vs. Seattle (54 yards, 12-13-09)

3 vs. New England (26 yards, 1-3-10)

1 @ St. Louis (13 yards, 1-3-10)

Receiving Long

20 vs. Seattle (12-13-09)

13 @ St. Louis (12-20-09)

10 vs. New England (1-3-10)

Additional Statistics

Special Teams Tackles: 1 total; 2009 -1

45 Justin GRIFFITH

FULLBACK

Height: 6-0 | Weight: 230 | College: Mississippi State |
Hometown: Magee, Mississippi | 8th NFL Season |
1st with Texans | Age as of Kickoff Weekend 2010: 30 |
Acquired: FA-'10 | 2009 GP/GS: 13/11 |
Career GP/GS: 96/72 | Teams: Atlanta, 2003-06; Oakland, 2007-08; Seattle, 2009 |

TRANSACTIONS: Selected in the fourth round of the 2003 NFL Draft by the Atlanta Falcons... Signed by the Oakland Raiders as an unrestricted free agent on March 10, 2007...Placed on reserve/injured list on October 28, 2008...Released by Raiders on February 23, 2009...Signed by the Seattle Seahawks on April 27, 2009...Released by Seahawks on October 3, 2009...Re-signed by Seahawks on October 5, 2009...Signed by the Houston Texans on June 16, 2010.

PRO: Smart, tough veteran fullback who joined the Texans as a free agent in the offseason... has served as a lead blocker on some of the best rushing attacks in the NFL during his career...has played in 96 career games with 72 starts and has gained 413 yards on 94 career carries with one touchdown...also has 141 career receptions for 989 yards and 12 scores.

2009 (Seattle 13/11): Saw action in 13 games with 11 starts for the Seahawks...caught 19 passes for 118 yards and one touchdown and rushed four times for six yards...caught two passes for 12 yards, including a four-yard touchdown at Dallas (11/1)...tied a career high with five catches vs. Detroit (11/8), gaining 33 yards...caught three passes for 25 yards vs. San Francisco (12/6)...had a season-long 23-yard catch vs. Tampa Bay (12/20).

2008 (Oakland 7/3): Played in seven games with three starts...missed the last nine games of the year with a knee injury...caught a season-high three passes for 39 yards in the season opener vs. Denver (9/8)...hauled in a 20-yard reception at Buffalo (9/21)...scored on a two-yard catch at Baltimore (10/26) before suffering a season-ending knee injury...placed on injured reserve (10/28).

2007 (Oakland 16/10): Saw action in all 16 games, starting 10, and caught a career-high 26 passes for 165 yards and one touchdown...scored on a seven-yard pass in the season opener vs. Detroit (9/9)...caught four passes for 31 yards at Minnesota (11/18)...hauled in four receptions for 23 yards vs. Denver (12/2)...caught four passes for 21 yards vs. Indianapolis (12/16).

2006 (Atlanta 16/11): Played in 16 games with 11 starts...caught 23 passes for 168 yards and tied a career high with three touchdowns...rushed 19 times for 106 yards and his only career rushing touchdown...caught two passes for 14 yards and a touchdown at Cincinnati (10/29)...had a season-high four receptions for 34 yards at Baltimore (11/19)...had a career game on the ground at Tampa Bay (12/10), rushing 12 times for 57 yards and a touchdown...scored a career-high two receiving touchdowns vs. Dallas (12/16) as part of a four-catch, 34-yard effort.

2005 (Atlanta 16/15): Started 15 of 16 games...rushed 15 times for 65 yards and caught 21 passes for 111 yards and a career-best three touchdowns...caught one pass for a two-yard touchdown vs. New England (10/9)...scored for the second consecutive game when he caught a 12-yard touchdown pass at New Orleans (10/16)...ran five times for 32 yards vs. the New York Jets (10/24)...gained 20 yards on seven carries at Miami (11/6)...scored his third touchdown of the season on a four-yard catch at Tampa Bay (12/24).

2004 (Atlanta 12/11): Played in 12 games with 11 starts in his second season...ran nine times for 39 yards and caught 22 passes for a career-high 220 yards and one touchdown...caught four passes

GRIFFITH, JUSTIN

for a career-high 78 yards and a touchdown vs. St. Louis (9/19)...gained 25 yards on three catches the following week vs. Arizona (9/26)...rushed three times for 21 yards vs. Detroit (10/10).

2003 (Atlanta 16/11): Played in all 16 games as a rookie, starting 11...carried the ball 38 times for 168 yards and caught 21 passes for 122 yards and two touchdowns...made his NFL debut at Dallas (9/7), running five times for 36 yards and catching two passes for 11 yards...scored his first career touchdown at the New York Giants (11/9) on a four-yard reception...caught a career-high five passes for 22 yards at Houston and rushed six times for 19 yards (11/30)...ran six times for 24 yards vs. Carolina (12/7)...carried the ball a season-high nine times for 38 yards in the season finale vs. Jacksonville (12/28)

Griffith's Career Stats

Year	Team	G	GS	Rush	Yds	Avg	Lg	TD	Rec	Yds	Avg	Lg	TD
2003	Atl	16	11	38	168	4.4	15	0	21	122	5.8	24	2
2004	Atl	12	11	9	39	4.3	10	0	22	220	10.0	62	1
2005	Atl	16	15	15	65	4.3	19	0	21	111	5.3	17	3
2006	Atl	16	11	19	106	5.6	21t	1	23	168	7.3	16	3
2007	Oak	16	10	7	27	3.9	6	0	26	165	6.3	29	1
2008	Oak	7	3	2	2	1.0	2	0	9	85	9.4	24	1
2009	Sea	13	11	4	6	1.5	3	0	19	118	6.2	25	1
NFL Totals		96	72	94	413	25.0	55	1	141	989	50.3	197	12

Single Game Highs

Receptions

5 vs. Detroit (33 yards, 11-8-09)
5 @ Houston (22 yards, 11-30-03)
4, seven times, last:
4 vs. Indianapolis (21 yards, 12-16-09)

Receiving yards

78 vs. St. Louis (4 receptions, 9-19-04)
39 vs. Denver (3 receptions, 9-8-08)
34 vs. Dallas (4 receptions, 12-16-06)
34 @ Baltimore (4 receptions, 11-19-06)

Long reception

62 vs. St. Louis (9-19-04)
29 vs. Houston (11-4-07)
25 vs. San Francisco (12-6-09)

Touchdowns

2 vs. Dallas (12-16-06)
1, 10 times, last:
1 @ Dallas (11-1-09)

Rushes

12 @ Tampa Bay (57 yards, 12-10-06)
9 vs. Jacksonville (38 yards, 12-28-03)
7 @ Miami (20 yards, 11-6-05)

Rushing Yards

57 @ Tampa Bay (12 carries, 12-10-06)
38 vs. Jacksonville (9 carries, 12-28-03)
36 @ Dallas (5 carries, 9-7-03)

Long rush

21t @ Tampa Bay (12-10-06)
19 vs. New York Jets (10-24-05)
15 vs. Dallas (12-16-06)
15 @ Dallas (9-7-03)

Touchdowns

1 @ Tampa Bay (12-10-06)

Additional Statistics

Tackles 5 total: 2003 – 1, 2005 – 1, 2009 – 3.
Fumble Recoveries: 2 total: 2003 – 1, 2008 – 1.
Kickoff Returns: 10 career returns for 191 yards, long return of 31 yards



HOUSTONTEXANS.COM



27 Chris HENRY

RUNNING BACK

Height: 5-11 | Weight: 234 | College: Arizona |
Hometown: Stockton, California | 4th NFL Season |
2nd with Texans | Age as of Kickoff Weekend 2010: 25 |
Acquired: FA-'09 | 2009 GP/GS: 2/0 |
Career GP/GS: 10/0 | Teams: Tennessee, 2007-09; Houston,
2009 |

TRANSACTIONS: Selected by the Tennessee Titans in the second round (50th overall) of the 2007 NFL Draft...Signed with the Titans on July 27, 2007...Released by the Titans on Sept. 29, 2009...Signed to the Texans' practice squad on Oct. 6, 2009...Signed to the Texans' active roster on Dec. 9, 2009.

PRO: A physical running back with great size and game-breaking speed...joined the Texans five weeks into the 2009 season and was called up to the active roster for the final four weeks of the year...saw action in 10 games over two-plus seasons for the Tennessee Titans...has rushed for 122 yards on 32 career attempts and has scored two touchdowns...has also caught six career passes for 53 yards and returned 13 kickoffs for 272 yards.

2009 (Tennessee 2/0, Houston 0/0): Saw action in two games for Tennessee, playing vs. Houston (9/20) and at the New York Jets (9/27) before being released (9/29)...joined Houston's practice squad midseason (10/6) before eventually being signed to the active roster (12/9) for the season's final four games...was inactive for each.

2008 (Tennessee 1/0): Was inactive for the first 15 games of the season...saw action as a reserve in the season finale at Indianapolis (12/28) and carried the ball once for three yards.

2007 (Tennessee 7/0): Saw action as a reserve in seven games and carried the ball 31 times for 119 yards and two touchdowns...grabbed six receptions for 53 yards out of the backfield and returned 13 kickoffs for 272 yards...played in his first career NFL contest and scored his first career NFL touchdown on a four-yard run against Houston (10/21)...was inactive for the first five games of the season...served a four-game NFL

suspension (11/25 at Cincinnati through 12/16 at Kansas City)...saw action in a reserve role at running back in his first career NFL contest at Houston (10/21) and carried the ball 11 times for 57 yards and a touchdown...scored his first career NFL touchdown on a four-yard run off left guard in the third quarter...rushed the ball four times for 48 yards and a touchdown vs. Oakland (10/28)...carried the ball once for four yards at Denver (11/19) and returned three kickoffs for 86 yards...rushed the ball nine times for 15 yards while catching one pass for eight yards at Indianapolis (12/30) and returned three kickoffs for 52 yards.

COLLEGE: Played in 35 games with six starts at Arizona before declaring for the NFL Draft after his junior season...totaled 269 carries for 892 yards and nine touchdowns...had 26 career receptions for 205 yards with one touchdown...as a junior, earned All-Pac 10 honorable mention while playing in 11 games with career-high six starts...posted career and team-highs with 581 rushing yards and seven touchdowns on 165 carries...hauled in a career-high 21 receptions for 197 yards (9.4 avg.) and one touchdown...as a sophomore, played in 11 games and gained 119 yards on 34 carries...as a redshirt freshman, played in 11 games and carried 56 times for 156 yards and two touchdowns...also hauled in two receptions for minus-three yards and returned four kickoffs for 25 yards...as a freshman, played in two games before granted medical hardship...gained 33 yards on 14 carries and posted one reception for 14 yards...philosophy major.

PERSONAL: Starred at Edison High School in Stockton, Calif., where he teamed with 2008 Tennessee Titans fourth-round pick Lavelle Hawkins...also lettered in basketball and baseball in high school...finished third in Metro Relays 100m (10.4) in March 2002 and won 100-me-

HENRY, CHRIS

ter dash in 2003 CIF State meet with clocking of 10.56...the two-time track team captain won Stanford Invitational (10.71) and 2003 Oakland Invitational (10.77) in 100 meters...has an interest in pursuing a career in law enforcement after his playing days are over...also interested in entering the entertainment industry as an actor...starred in several drama plays in high school.

Henry's Career Stats

Year	Team	G	GS	Rush	Yds	Avg	Lg	TD	Rec	Yds	Avg	Lg	TD
2007	Ten	7	0	31	119	3.8	24t	2	6	53	8.8	18	0
2008	Ten	1	0	1	3	3.0	3	0	0	0	--	--	0
2009	Ten	2	0	0	0	--	--	0	0	0	--	--	0
2009	Hou	0	0	0	0	--	--	0	0	0	--	--	0
2009	NFL	0	0	0	0	--	--	0	0	0	--	--	0
NFL Totals		10	0	32	122	3.8	24t	2	6	53	8.8	18	0

Single Game Highs

Rushes

- 11 @ Houston (57 yards, 10-21-07)
- 9 @ Indianapolis (15 yards, 12-30-07)
- 4 vs. Oakland (48 yards, 10-28-07)

Rushing Yards

- 57 @ Houston (11 carries, 10-21-07)
- 48 vs. Oakland (4 carries, 10-28-07)
- 15 @ Indianapolis (9 carries, 12-30-07)

Rushing Average

- 12.0 vs. Oakland (4 carries, 48 yards, 10-28-07)
- 5.2 @ Houston (11 carries, 57 yards, 10-21-07)
- 1.7 @ Indianapolis (9 carries, 15 yards, 12-30-07)

Rushing Long

- 24t vs. Oakland (10-28-07)
- 24 @ Houston (10-21-07)
- 5 @ Indianapolis (12-30-07)

Rushing Touchdowns

- 1 vs. Oakland (10-28-07)
- 1 @ Houston (10-21-07)

Receptions

- 2 vs. Jacksonville (15 yards, 11-11-07)
- 2 @ Houston (12 yards, 10-21-07)

Receiving Yards

- 18 vs. Carolina (1 reception, 11-4-07)
- 15 vs. Jacksonville (2 receptions, 11-11-07)
- 12 @ Houston (2 receptions, 10-21-07)

Receiving Long

- 18 vs. Carolina (11-4-07)
- 10 @ Houston (10-21-07)
- 9 vs. Jacksonville (11-11-07)

Additional Statistics

- 13 career kickoff returns for 272 yards (20.9 avg.)
- Tackles: 2 total; 2007 – 1, 2009 – 1.

87 Anthony HILL

TIGHT END



Height: 6-6 | Weight: 277 | College: North Carolina State |
Hometown: Houston, Texas | 2nd NFL Season |
2nd with Texans | Age as of Kickoff Weekend 2010: 25 |
Acquired: D4-'09 (122nd overall) | 2009 GP/GS: 5/0 |
Career GP/GS: 5/0 | Teams: Houston, 2009 |

TRANSACTIONS: Selected by Houston Texans in the fourth round (122nd pick overall) of the 2009 NFL Draft.

PRO: Physical rookie tight end whose size and strength make him an asset in the running game...also has the speed to get open down the field.

2009 (Houston 5/0): Was inactive vs. the New York Jets (9/13)...dressed but did not play at Tennessee (9/20)...was inactive vs. Jacksonville (9/27), Oakland (10/4), at Arizona (10/11), at Cincinnati (10/18), vs. San Francisco (10/25) and at Buffalo (11/1)...made his professional debut at Indianapolis (11/8) where he made one reception for nine yards and a first down...played tight end and on special teams vs. Tennessee (11/23) and vs. Indianapolis (11/29)...played on special teams at Jacksonville (12/6)...played at tight end and on special teams vs. Seattle (12/13) before leaving the game with a torn ACL.

COLLEGE: Finished his career with 79 receptions for 852 yards and five touchdowns at North Carolina State...saw action in 37 games...finished with a 10.8 yards-per-catch average...three-year starter in the ACC...accomplished blocker and good hands... caught 19 passes for 234 yards and four touchdowns as a senior and earned the team's Ken McNeil Iron Wolf Award for the greatest comeback from injury...missed 2007 season due to knee injury...one of two team captains elected by his peers prior to the season...second-team All-ACC in 2006 when he led the team with 45 catches...stated 11 of 12 games as a sophomore in 2005...played in four games as a freshman in 2004...majored in sports management.

PERSONAL: Native of Houston who attended Clear Brook High...spent one year at Hargrave Military Academy in Virginia following high school graduation...collected 10 catches after switching to tight end from the defensive side of the ball...played defensive end in high school...rated No. 44 nationally at his position by Rivals.com.



HILL, ANTHONY

Hill's 2009 Season Statistics

Date, Opp	GP	GS	Rush	Yds	Avg	Lg	TD	Rec	Yds	Avg	Lg	TD
9/13 vs. NYJ	INACTIVE											
9/20 @ TEN	DID NOT PLAY											
9/27 vs. JAX	INACTIVE											
10/4 vs. OAK	INACTIVE											
10/11 @ ARZ	INACTIVE											
10/18 @ CIN	INACTIVE											
10/25 vs. SF	INACTIVE											
11/1 @ BUF	INACTIVE											
11/8 @ IND	1	0	0	0	--	--	0	1	9	9.0	9	0
11/23 vs. TEN	1	0	0	0	--	--	0	0	0	0.0	0	0
11/29 vs. IND	1	0	0	0	--	--	0	0	0	0.0	0	0
12/6 @ JAX	1	0	0	0	--	--	0	0	0	0.0	0	0
12/13 vs. SEA	1	0	0	0	--	--	0	0	0	0	0	0
2009 Totals	5	0	0	0	--	--	0	1	9	9.0	9	0

Single Game Highs

Receptions

1 @ Indianapolis (9 yards, 11-8-09)

Receiving Yards

9 @ Indianapolis (1 reception, 11-8-09)

96 Tim JAMISON

DEFENSIVE END



Height: 6-3 | Weight: 275 | College: Michigan |
Hometown: Riverdale, Illinois | 2nd NFL Season |
2nd with Texans | Age as of Kickoff Weekend 2010: 24 |
Acquired: CFA-'09 | 2009 GP/GS: 6/0 |
Career GP/GS: 6/0 | Teams: Houston, 2009 |

TRANSACTIONS: Signed by Houston Texans as non-drafted free agent on May 1, 2009...Released by Texans on September 5, 2009...Re-signed by Texans to practice squad on September 6, 2009...Signed by Texans off of practice squad on October 6, 2009...Waived by Texans on October 20, 2009...Re-signed by Texans to practice squad on October 22, 2009...Signed by Texans off of practice squad on October 30, 2009.

PRO: Quick young defensive end who spent the early part of the season on Houston's practice squad...will look to contribute in pass rushing situations on the defensive line.

2009 (Houston 6/0): Spent the first four weeks of the season on the practice squad...signed to the active roster in Week 5 (10/6)...played in his first professional game at Arizona (10/11), participating on special teams...saw action at defensive end at Cincinnati (10/18)...signed to the active roster again in Week 8 (10/30)...was inactive at Buffalo (11/1)...assisted on one tackle at Indianapolis (11/8)...was inactive for game vs. Tennessee (11/23)...played on special teams and at defensive end vs. Indianapolis (11/29)...played on special teams at Jacksonville (12/6)...made the first solo tackles of his NFL career vs. Seattle (12/13)...inactive at St. Louis (12/20), at Miami (12/27) and vs. New England (1/3).

COLLEGE: Four-year letterman at Michigan...played in 50 career games and made 25 starts at defensive end...earned 2008 All-Big Ten honorable mention accolades from the media...elected 2008 team captain...seventh in career sacks at Michigan...amassed 129 stops, 29.5 tackles for loss, 20 sacks, four forced fumbles, one interception and five pass breakups during his career...posted five or more sacks in three straight seasons (2006-08)...recorded 50 tackles, 10.5 tackles for loss, 5.5 sacks and two pass breakups as a senior in 2008...earned honorable mention All-Big Ten honors when he notched 52 tackles, 10 tackles for loss, 5.5 sacks, an interception, three passes defended and two forced

fumbles in 2007...contributed 13 tackles and five sacks in 2006...earned freshman All-Big Ten honors from *The Sporting News* in 2005 when he made 10 tackles, four tackles for loss and three sacks...played in three games as a true freshman in 2004 before suffering a season-ending injury...general studies major.

PERSONAL: Made 217 tackles with 89 solos, 45 sacks, 71 tackles for losses and 14 forced fumbles in his career at Thornton High School in Riverdale, Ill....selected to play in the 2004 U.S. Army All-American Game...two-year letterman on the varsity basketball and baseball teams...full name is Tim Jamison II.

JAMISON, TIM

Jamison's 2009 Season Statistics

Date, Opp	TACKLES							INTERCEPTIONS					FUMBLES			
	GP	GS	Tot	Solo	Asst	Sk	Yds	No	Yds	Lg	TD	PD	FF	FR	Yds	TD
9/13 vs. NYJ	PRACTICE SQUAD															
9/20 @ TEN	PRACTICE SQUAD															
9/27 vs. JAX	PRACTICE SQUAD															
10/4 vs. OAK	PRACTICE SQUAD															
10/11 @ ARZ	1	0	0	0	0	0.0	0	0	0	0	0	0	0	0	0	0
10/18 @ CIN	1	0	0	0	0	0.0	0	0	0	0	0	0	0	0	0	0
10/25 vs. SF	PRACTICE SQUAD															
11/1 @ BUF	INACTIVE															
11/8 @ IND	1	0	1	0	1	0.0	0	0	0	0	0	0	0	0	0	0
11/23 vs. TEN	INACTIVE															
11/29 vs. IND	1	0	0	0	0	0.0	0	0	0	0	0	0	0	0	0	0
12/6 @ JAX	1	0	0	0	0	0.0	0	0	0	0	0	0	0	0	0	0
12/13 vs. SEA	1	0	1	1	0	0.0	0	0	0	0	0	0	0	0	0	0
12/20 @ STL	INACTIVE															
12/27 @ MIA	INACTIVE															
1/3 vs. NE	INACTIVE															
2009 Totals	6	0	6	1	1	0.0	0	0	0	0	0	0	0	0	0	0

Single Game Highs

Tackles

1 @ Indianapolis (11-8-09)

1 vs. Seattle (12-13-09)



**80**

Andre JOHNSON

WIDE RECEIVER

Height: 6-3 | **Weight:** 228 | **College:** Miami (Fla.) |
Hometown: Miami, Florida | **8th NFL Season** |
8th with Texans | **Age as of Kickoff Weekend 2010:** 29 |
Acquired: D1-'03 (3rd overall) | **2009 GP/GS:** 16/16 |
Career GP/GS: 102/102 | **Teams:** Houston, 2003-09 |

TRANSACTIONS: Selected after his junior season by Houston Texans in the first round (3rd overall) in the 2003 NFL draft...Signed by Texans on July 22, 2003.

HONORS: Played in the 2005, 2007 (starter), 2009 (starter) and 2010 (starter) AFC-NFC Pro Bowls; *Associated Press* First-Team All-Pro: 2008, 2009; NFL Alumni Wide Receiver of the Year: 2006, 2008, 2009; *Pro Football Weekly* First-Team All-Pro: 2008, 2009; Sports Illustrated.com All-Pro: 2008; ESPN.com All-Pro: 2008; 2008 AFC Offensive Player of the Month (October); 2006 AFC Offensive Player of the Week (4); 2003 NFL Rookie of the Week (4 and 10), Touchdown Club Player of the Year: 2004, 2006; Houston Texans Team MVP: 2006, 2008, 2009.

PRO: Arguably the best receiver in the game today...is the Texans all-time leading receiver totaling 587 receptions for 7,948 yards and 42 touchdowns in seven seasons...led the league in receptions in 2006 with 103 and again in 2008 with a career-high 115...led the league in receiving yards in 2008 with 1,575 and again in 2009 with 1,569...joined Hall of Famer Jerry Rice (1989-90, 1993-95) as the only players in modern NFL history to lead the league in back-to-back years...joined Marvin Harrison (Indianapolis, 2001-02) as the only receivers to surpass 1,500 yards in consecutive years...is one of 18 NFL players to have 7,000-plus receiving yards...ended the 2009 season tied for 57th on the NFL's all-time receptions list and ranked 80th on the all-time receiving yards list...has 31 career 100-yard games...the Texans are 17-14 when he eclipses the 100-yard barrier...also has 20 career rushing attempts for 36 yards...has played in four Pro Bowls and has twice been named to the AP All-Pro team.

2009 (Houston 16/16): Started all 16 games for the second consecutive season and led the NFL with 1,569 receiving yards on 101 receptions...scored a career-high nine touchdowns...joined Hall of Fame receiver Jerry Rice (1989-90, 1993-95) as the only players to lead the league in receiving yards in consecutive seasons...became the second receiver, along with Marvin Harrison (Indianapolis, 2001-02) to surpass 1,500 yards in back-to-back seasons...registered his third career 100-catch season and his fourth 1,000-yard season...topped 100 yards in six games...earned first-team All-Pro recognition from the Associated Press, Pro Football Weekly and The Sporting News...started for the AFC in the Pro Bowl and caught three passes for 71 yards and a touchdown...caught four passes for 35 yards vs. the New York Jets (9/13)...tied a career high with two touchdown receptions and caught ten passes for 149 yards at Tennessee (9/20)...final reception was the 500th of his career, making him the second-fastest player to reach 500 receptions...had four receptions vs. Jacksonville (9/27) totaling 86 yards...made two catches for 66 yards vs. Oakland (10/4)...had eight receptions for 101 yards and two touchdowns at Arizona (10/11)...had his second consecutive 100-yard game as he made eight receptions for 135 yards at Cincinnati (10/18)...caught two passes 62 yards vs. San Francisco (10/25)...his 634 yards receiving currently lead the NFL...made six receptions for 63 yards to lead the Texans to victory at Buffalo (11/1)...had ten receptions for 103 yards at Indianapolis (11/8), his fourth 100-yard game of 2009...made four catches for a team leading 78 yards and a touchdown vs. Tennessee (11/23)...caught five passes for 67 yards including a long of 21 yards vs. Indianapolis (11/29)...caught seven passes for 99 yards and his sixth touchdown of the season at Jacksonville (12/6)...caught 11

JOHNSON, ANDRE

passes for 193 yards and two touchdowns vs. Seattle (12/13), including a 64-yard touchdown reception on the game's very first play...had his first rushing attempt since 2006 gaining three yards and picking up a first down...caught nine passes for 196 yards at St. Louis (12/20) becoming only the second player in NFL history to have back-to-back 190-yard games...became only the second player in NFL history to have back-to-back seasons with 1,500 yards receiving when he caught five passes for 71 yards and a career high ninth touchdown of the season at Miami (12/27)...caught six passes for 65 yards and rushed once for seven yards vs. New England (1/3/10).

2008 (Houston 16/16): Finished the season with 115 receptions for 1,575 yards to lead the league in both categories...named to the *Associated Press* All-Pro first team...accumulated 45 votes, which tied for the most of any offensive player...his 115 receptions were the third-most in the NFL since 2000...caught 10 or more passes in seven games, the most games with 10 or more receptions by a receiver in a single season in NFL history...recorded eight 100-yard games, giving him 25 in his career...set a franchise- and personal-best 207 receiving yards on 11 receptions vs. Tennessee (12/14)...topped 100 receiving yards in four consecutive games in the month of October...caught 10 or more passes in four straight games for the first time in his career...finished the month of October with 41 catches for 593 yards and two touchdowns in four games...41 catches in October were the second-most by an NFL receiver in that month since the AFL-NFL merger in 1970...started at wide receiver at Pittsburgh (9/7) and caught 10 passes for 112 yards...it was his third straight season opener with 100 yards...caught nine passes for 131 yards and a touchdown vs. Indianapolis (10/5)...caught 10 passes for 178 yards and one touchdown vs. Miami (10/12)...caught the 400th pass of his career on a four-yard gain in the second quarter...posted his third consecutive 100-yard game and fourth of the season vs. Detroit (10/19) with 141 yards on 11 catches...re-

corded his fourth consecutive 100-yard game and fifth of the season vs. Cincinnati (10/26) with 11 receptions for 143 yards...caught four passes for 62 yards and a touchdown at Minnesota (11/2)...caught 10 passes for 116 yards at Cleveland (11/23)...caught seven passes for 75 yards and a touchdown vs. Jacksonville (12/1)...the touchdown was the 29th of his career, which surpassed Domanick Williams for first place in franchise history in career touchdowns...caught four passes for 55 yards at Green Bay (12/7)...topped 6,000 career receiving yards with an 11-yard touchdown catch in the fourth quarter...also scored the first two-point conversion of his career following his touchdown catch...finished with 11 receptions for a franchise- and personal-best 207 receiving yards vs. Tennessee (12/14)...caught 10 passes for 148 yards and two touchdowns vs. Chicago (12/28).

2007 (Houston 9/9): Saw action in nine games, missing seven games with a knee injury...amassed 60 receptions for 851 yards and eight touchdowns...recorded a career-long 77-yard touchdown catch in the season opener vs. Kansas City (9/9)...registered seven receptions for 120 yards and two touchdowns at Carolina (9/16)...inactive the next seven games with a knee injury...returned to action and recorded six receptions for 120 yards, including a 73-yard touchdown catch vs. New Orleans (11/18)...registered three receptions for 37 yards at Cleveland (11/25)...recorded his fourth 100-yard game of the season with nine receptions for 116 yards and a 28-yard touchdown catch at Tennessee (12/2)...finished with nine receptions for 82 yards and a touchdown vs. Tampa Bay (12/9)...caught his seventh touchdown catch of the season, along with six receptions for 86 yards vs. Denver (12/13)...caught seven receptions for 74 yards and his eighth touchdown of the season at Indianapolis (12/23)...recorded six receptions for 74 yards in the season finale vs. Jacksonville (12/30).

JOHNSON, ANDRE

2006 (Houston 16/16): Started all 16 games...set a career-high with a league-leading 103 receptions...was the only receiver in the NFL to snag 100 receptions...his 1,147 receiving yards were the most of his career...tied for the team lead with five TD catches...tied a career high with four 100-yard receiving games...had a career high two games with over 10 receptions...his 65 catches in the first eight games of the season ranked third-most in NFL history...caught six passes for 101 yards vs. Philadelphia (9/10)...had season-highs with 11 receptions for 152 yards and his 53-yard reception in the first quarter set up Houston's first score vs. Washington (9/24)...earned AFC Player of the Week honors with a nine catch, 101-yard performance vs. Miami (10/1)...finished the first half of the season with a nine-catch performance for 83 yards at the New York Giants (11/5)...surpassed his career high in catches for a season when he caught 10 passes for 95 yards and a score at the New York Jets (11/26)...made a 17-yard reception inside the last two minutes to set up Kris Brown's 48-yard field goal as time expired to give Houston the 27-24 win vs. Indianapolis (12/24)...made two catches for 12 yards in the season finale vs. Cleveland (12/31).

2005 (Houston 13/13): Started 13 games, missing three with a nagging calf injury that plagued him all season...made 63 catches for 688 yards and two touchdowns...led the team with two 100-yard receiving games...was inactive due to injury at Seattle (10/16), vs. Indianapolis (10/23) and vs. Cleveland (10/30)...set season-highs with nine catches for 91 yards to lead the Texans in his first game back from a calf injury at Jacksonville (11/6)...matched a single-game high 12 receptions for a season-high 159 yards and one score vs. St. Louis (11/27)...converted four receptions for first downs and had five grabs in the first half...caught seven passes for 119 yards, including a season-long 53-yard touchdown catch vs. Jacksonville (12/24)...caught one pass for three yards before rolling his ankle early in the second half, which forced him to miss the rest of the game

at San Francisco (1/1/06).

2004 (Houston 16/16): Started all 16 games, leading club in receptions (79), receiving yards (1,129) and TD receptions (six)...also led the team with four 100-yard receiving games, breaking his own club record (three, 2003)...selected to his first Pro Bowl...second-youngest member of AFC Pro Bowl squad (LB Terrell Suggs, Ravens) and youngest AFC offensive selection...paced team with six catches for 115 yards and a score, helping Texans win consecutive games for the first time vs. Oakland (10/3)...set team and personal marks with 12 catches for 170 yards and also tied personal and club record with two TD receptions vs. Minnesota (10/10)...made a team-high nine catches for 74 yards in win over Jacksonville (10/31)...hauled in six passes for 107 yards including a 49-yarder vs. Green Bay (11/21)...posted seven receptions for 125 yards at the New York Jets (12/5), becoming the first Texans receiver to eclipse the 1,000-yard receiving mark in a season...also set a team single-season record with his fourth 100-yard receiving effort...celebrated Pro Bowl selection with four catches for 46 yards and one TD in win at Jaguars (12/26).

2003 (Houston 16/16): Started all 16 games, recording at least one catch in each contest...led the Texans with 66 catches for 976 yards (14.8 avg.) and four TDs...named NFL Rookie of the Week after his performances in Week 4 and Week 11...made NFL debut in season-opening win at Miami (9/7), snagging a team-high six receptions for 76 yards...gained a team-high 71 receiving yards on five catches at New Orleans (9/14)...caught a game-high seven catches for 102 yards and scored first two career TDs, tying the club's single-game record vs. Kansas City (9/21)...led both teams with eight catches for 97 yards in win over Jacksonville (9/28), earning initial NFL Rookie of the Week honors...snagged four passes for a season-best 122 yards (30.5 avg.) in win at Buffalo (11/16)...named NFL Rookie of the Week for the second time...led the Texans with four receptions

JOHNSON, ANDRE

for 28 yards at Tampa Bay (12/14)...posted his third 100-yard receiving game of the season when he caught five balls for a game-high 108 yards vs. Tennessee (12/21).

COLLEGE: Amassed 92 receptions for 1,831 (19.9 avg.) and 20 TDs in three seasons at Miami (Fla.) ranking fifth on the school's all-time receiving yards list...added 11 receptions for 253 yards and two TDs in two bowl games...only Michael Irvin (26) and Lamar Thomas (23) had more career TD grabs...earned first-team All-Big East honors and third-team AP All-America honors as a sophomore...became just the second Hurricane player to crack the single-season 1,000-yard receiving barrier (Eddie Brown, 1,114 yards, 1984)...helped Miami win first national title in 10 years as a sophomore, catching 37 passes for 682 yards (18.4 avg.) and career-best 10 TDs...also an elite collegiate sprinter, winning 2002 Big East Conference titles in the indoor 60 meter and outdoor 100 meter...majored in liberal arts.

PERSONAL: Lives in Houston...Parade All-America selection as a senior at Miami (Fla.) Senior High School...caught 31 passes for 908 yards and 15 TDs his senior season for the Stingarees...also lettered in track and basketball...born Andre Lamont Johnson in Miami, Fla.

Johnson's 2009 Season Statistics

Date, Opp	GP	GS	Rush	Yds	Avg	Lg	TD	Rec	Yds	Avg	Lg	TD
9/13 vs. NYJ	1	1	0	0	0.0	0	0	4	35	8.8	17	0
9/20 @ TEN	1	1	0	0	0.0	0	0	10	149	14.9	72t	2
9/27 vs. JAX	1	1	0	0	0.0	0	0	4	86	21.5	25	0
10/4 vs. OAK	1	1	0	0	0.0	0	0	2	66	33.0	62	0
10/11 @ ARI	1	1	0	0	0.0	0	0	8	101	12.6	21	2
10/18 @ CIN	1	1	0	0	0.0	0	0	8	135	16.9	59	0
10/25 vs. SF	1	1	0	0	0.0	0	0	2	62	31.0	44	0
11/1 @ BUF	1	1	0	0	0.0	0	0	6	63	10.5	18	0
11/8 @ IND	1	1	0	0	0.0	0	0	10	103	10.3	24	0
11/23 vs. TEN	1	1	0	0	0.0	0	0	4	78	19.5	49	1
11/29 vs. IND	1	1	0	0	0.0	0	0	5	67	13.4	21	0
12/6 @ JAX	1	1	0	0	0.0	0	0	7	99	14.1	53	1
12/13 vs. SEA	1	1	1	3	3.0	3	0	11	193	17.5	64	2
12/20 @ STL	1	1	0	0	0.0	0	0	9	196	21.8	49	0
12/27 @ MIA	1	1	0	0	0.0	0	0	5	71	14.2	25	1
1/3/10 vs. NE	1	1	1	7	7.0	7	0	6	65	10.8	22	0
2009 Totals	16	16	2	10	0.0	0	0	101	1,569	15.5	72t	9

JOHNSON, ANDRE

Johnson's Career Statistics

Year	Team	G	GS	Rush	Yds	Avg	Lg	TD	Rec	Yds	Avg	Lg	TD
2003	Hou	16	16	5	-10	-2.0	11	0	66	976	14.8	46t	4
2004	Hou	16	16	4	12	3.0	14	0	79	1,142	14.5	54t	6
2005	Hou	13	13	6	10	1.7	5	0	63	688	10.9	53t	2
2006	Hou	16	16	3	14	4.7	18	0	103	1,147	11.1	53	5
2007	Hou	9	9	0	0	--	--	0	60	851	14.2	77t	8
2008	Hou	16	16	0	0	--	--	0	115	1,575	13.7	65	8
2009	Hou	16	16	2	10	0.0	0	0	101	1,569	15.5	72t	9
NFL Totals		102	102	20	36	1.8	18	0	587	7,948	13.5	77t	42

Single Game Highs

Receptions

12 vs. Minnesota (170 yards, 10-10-04)

12 vs. St. Louis (159 yards, 11-27-05)

11, five times, most recent:

11 vs. Seattle (193 yards, 12-13-09)

Receiving Yards

207 vs. Tennessee (11 receptions, 12-14-08)

196 at. St. Louis (9 receptions, 12-20-09)

193 vs. Seattle (11 receptions, 12-13-09)

178 vs. Miami (10 receptions, 10-13-08)

170 vs. Minnesota (12 receptions, 10-10-04)

159 vs. St. Louis (12 receptions, 11-27-05)

152 vs. Washington (11 receptions, 9-24-06)

Long

77t vs. Kansas City (9-9-07)

73t vs. New Orleans (11-18-07)

72 @ Tennessee (9-20-09)

65 vs. Tennessee (12-14-08)

Touchdowns

2 vs. Seattle (12-13-09)

2 @ Arizona (10-11-09)

2 @ Tennessee (9-20-09)

2 vs. Chicago (12-28-08)

2 @ Carolina (9-16-07)

2 vs. Minnesota (10-10-04)

2 vs. Kansas City (9-21-03)

Rushing Long

18 vs. Buffalo (11-19-06)

14 @ Indianapolis (11-14-04)

11 @ Cincinnati (11-9-03)

Additional Statistics

Tackles: 22 total; 2003 – 4, 2004 – 2, 2005 – 1, 2006 – 6, 2007 – 3, 2008 – 3, 2009 – 3.


Special Teams Tackles: 2 total; 2003 – 1, 2004 – 1.

Fumble Recoveries: 1 total; 2004 – 1.

Fumbles/Lost: 5/4 total; 2004 – 1/1, 2005 – 1/1, 2006 – 1/0, 2007 – 1/1, 2008 – 1/1.

24 Jeremiah JOHNSON

RUNNING BACK



Height: 5-9 | Weight: 218 | College: Oregon |
Hometown: Los Angeles, California | 2nd NFL Season |
2nd with Texans | Age as of Kickoff Weekend 2010: 23 |
Acquired: CFA-'09 | 2009 GP/GS: 0/0 |
Career GP/GS: 0/0 | Teams: Houston, 2009 |

TRANSACTIONS: Signed by the Houston Texans as an undrafted free agent on May 1, 2009... Waived/injured by Texans on August 6, 2009... Placed on reserve/injured list by Texans on August 8, 2009.

PRO: Physical young running back who is looking to looking to earn a spot in the backfield...spent his rookie season on injured reserve due to a shoulder injury.

2009 (Houston 0/0): Placed on injured reserve during training camp (8/8) and spent the season rehabbing a shoulder injury.

COLLEGE: Rushed for 2,336 yards and 30 touchdowns in four seasons at Oregon...also caught 36 passes for 303 yards and a touchdown, returned 13 punts for a 9.8-yard average and averaged 15.6 yards on 30 kickoff returns...rushed for 1,201 yards, the sixth-highest total in team history, as

a senior in 2008 despite returning from a major knee injury...rushed for 344 yards and five touchdowns in six games in 2007 while splitting time with eventual first-round pick Jonathan Stewart...finished second on the team with 644 yards and scored 10 touchdowns as a sophomore in 2006...played in the final eight games as a freshman in 2005 and finished the year with 147 yards and two touchdowns on 24 carries...political science major.

PERSONAL: Ran for 615 yards and 18 touchdowns rushing as a senior at Dorsey High in Los Angeles despite splitting time at running back...born Jeremiah Alex Johnson in Los Angeles.

12

Jacoby JONES

WIDE RECEIVER



Height: 6-2 | Weight: 214 | College: Lane |
 Hometown: New Orleans, Louisiana | 4th NFL Season |
 4th with Texans | Age as of Kickoff Weekend 2010: 26 |
 Acquired: D3-'07 (73rd overall) | 2009 GP/GS: 14/1 |
 Career GP/GS: 44/3 | Teams: Houston, 2007-09 |

TRANSACTIONS: Selected by Houston Texans in third round (73rd overall) of 2007 NFL Draft... Signed by Texans on July 24, 2007.

HONORS: 2008 AFC Special Teams Player of the Week (Week 6), 2008 AFC Special Teams Player of the Week (Week 8), 2009 AFC Special Teams Player of the Week (Week 4).

PRO: Explosive punt returner and receiver...returned two punts and one kickoff for touchdowns in his career...is tied for the franchise record with three career returns for touchdown...only player in Texans history to have two punt returns for touchdowns...has 45 career receptions for 667 yards and six touchdowns...has a career punt return average of 10.9 per return...his 12.1 punt return average in 2008 was good for fifth in the NFL...has a career long 74-yard punt return against Indianapolis (9/23/07) and a 95-yard kickoff return following a safety vs. Oakland (10/4/09).

2009 (Houston 14/1): Enjoyed the most productive season of his career, setting career highs with 27 receptions for 437 yards and six touchdowns...averaged 10.9 yards on a career-high 39 punt returns...averaged 26.6 yards on 24 kickoff returns, including a 95-yard touchdown vs. Oakland in Week 4 which earned him AFC Special Teams Player of the Week honors...saw action at wide receiver and returning kicks vs. the New York Jets (9/13). Compiled 118 yards off of five kickoff returns including a long of 32 yards. Did not get an opportunity to return any of the four punts he saw (3 fair catches, one out of bounds)...started at wide receiver and responded with two receptions for 73 yards and his first career touchdown reception at Tennessee (9/20) and saw action on special teams returning punts and kickoffs...had 188 all-purpose yards including two receptions for 34 yards and his second career touchdown reception vs. Jacksonville (9/27)...broke away with a 95-yard kickoff return for a touchdown following a Texans safety vs. Oakland (10/4)...had one reception for six yards and amassed 161

all-purpose yards...was named the AFC Special Teams Player of the Week for Week 4 after his performance against the Raiders... returned five punts for 100 yards at Arizona (10/11) including a long of 62...made two catches for 29 yards and a touchdown at Cincinnati (10/18), in addition to returning five punts for 47 yards...returned five punts for 26 yards vs. San Francisco (10/25)...made one reception for 36 yards at Buffalo (11/1) to go along with four punt returns for an average of 18.3 yards including a long of 52 yards. Had one kickoff return for 22 yards...made four receptions for 67 yards including a career-long catch of 45 yards at Indianapolis (11/8), where he also returned kickoffs and punts...was inactive vs. Tennessee (11/23)...caught three passes for 27 yards and a touchdown vs. Indianapolis (11/29) to go along with a 29-yard kickoff return and two punts returned for eight yards...inactive at Jacksonville (12/6)...caught one pass for 11 yards and returned five punts for 56 yards vs. Seattle (12/13)...caught two passes for a team-leading 79 yards including a 44-yard touchdown at Miami (12/27) to go along with his punt and kickoff return duties...tied a career high with five receptions vs. New England (1/3/10), gaining 65 yards and scoring a touchdown...also had a 31-yard punt return.

2008 (Houston 16/0): Played in all 16 games... caught three passes for 81 yards at wide receiver and led the team with 32 punt returns for 386 yards and two touchdowns...was named the AFC Special Teams Player of the Week in Week 6 and Week 8...returned four punts for 45 yards with a long of 33 yards at Tennessee (9/21)... caught his first pass of the season for five yards at Jacksonville (9/28) and returned two punts for 23 yards...returned a punt 70 yards for a touchdown in the second quarter vs. Miami (10/12)... it was the first of his career and only the second in team history...returned the first punt of the game back 73 yards for a touchdown vs. Cincinnati (10/26)...it was his second returned punt for a touchdown on the season and the



HOUSTONTEXANS.COM

JONES, JACOBY

second-longest return of his career...also returned three kickoffs for 58 yards...caught one pass for 31 yards at Minnesota (11/2)...returned two punts for minus-one yard and four kickoffs for 70 yards...caught one pass for a career-long 45 yards vs. Baltimore (11/9)...returned one punt for 39 yards and six kickoffs for 152 yards at Indianapolis (11/16)...returned one punt for 28 yards and recorded the first rush of his career, which was a five-yard loss, vs. Jacksonville (12/1).

2007 (Houston 14/2): Saw action in 14 games, missing two with injury...made two starts...returned his season-long punt of 74 yards, along with three receptions for 26 yards vs. Indianapolis (9/23)...started his first NFL game and returned one punt and two kickoffs for 41 yards vs. Tennessee (10/21)...started second game of the season and caught a career-high five passes for 51 yards at San Diego (10/28).

COLLEGE: The only player in Lane College history to score via a reception, rushing attempt, punt return and kickoff return in the same season (2006)...became the first Southern Intercollegiate Athletic Conference player to earn All-SIAC honors at three positions (receiver, punt returner, kickoff returner) in the same season (2006)...holds the school career record with 1,937 yards and four touchdowns on kickoff returns...also holds the school season record with 931 yards on kickoff returns in 2005...became the first player in Lane annals to catch 200 passes in a career.

PERSONAL: Attended Marion Abramson High School in New Orleans...played football for the first time as a junior for the Commodores...competed two seasons on the gridiron and was an all-area selection in basketball...also an all-area sprinter in track, competing in the 100- and 200-meter dashes...worked as a tutor for Upward Bound, a nationwide program dedicated to preparing students from low-income families for college.

Jones' 2009 Season Statistics

Date, Opp	G	GS	Rush	Yds	Avg	Lg	TD	Rec	Yds	Avg	Lg	TD
9/13 vs. NYJ	1	0	0	0	--	--	0	0	0	--	--	0
9/20 @ TEN	1	1	0	0	--	--	0	2	73	36.5	44	1
9/27 vs. JAX	1	0	0	0	--	--	0	2	23	11.5	18t	1
10/4 vs. OAK	1	0	0	0	--	--	0	1	6	6.0	6	0
10/11 @ ARI	1	0	0	0	--	--	0	1	4	4.0	4	0
10/18 @ CIN	1	0	0	0	--	--	0	2	29	14.5	23t	1
10/25 vs. SF	1	0	0	0	--	--	0	0	0	--	--	0
11/1 @ BUF	1	0	1	17	17.0	17	0	1	36	36.0	36	0
11/8 @ IND	1	0	1	5	5.0	5	0	4	67	16.8	45	0
11/23 vs. TEN	INACTIVE											
11/29 vs. IND	1	0	0	0	0.0	0	0	3	27	9.0	10t	1
12/6 @ JAX	INACTIVE											
12/13 vs. SEA	1	0	0	0	0.0	0	0	1	11	11.0	11	0
12/20 @ STL	1	0	1	0	0.0	0	0	3	17	5.7	9	0
12/27 @ MIA	1	0	0	0	0.0	0	0	2	79	39.5	44t	1
1/3/10 vs. NE	1	0	0	0	0.0	0	0	5	65	13.0	17	1
2009 Totals	14	1	3	22	7.3	17	0	27	437	16.2	45	6

Jones' Career Statistics

Year	Team	G	GS	Rush	Yds	Avg	Lg	TD	Rec	Yds	Avg	Lg	TD
2007	Hou	14	2	3	-1	-0.3	4	0	15	149	9.9	26	0
2008	Hou	16	0	1	-5	-5.0	-5	0	3	81	27	45	0
2009	Hou	14	1	3	22	7.3	17	0	27	437	16.2	45	6
NFL Totals		44	3	7	16	2.3	17	0	45	667	14.8	45	6



JONES, JACOBY

Jones' 2009 Season Statistics

Date, Opp	KICKOFF RETURNS					PUNT RETURNS					
	No	Yds	Avg	Lg	TD	No	FC	Yds	Avg	Lg	TD
9/13 vs. NYJ	5	118	23.6	32	0	0	3	0	0.0	0	0
9/20 @ TEN	2	50	25.0	26	0	3	1	14	4.7	16	0
9/27 vs. JAX	6	152	25.3	36	0	1	0	13	13.0	13	0
10/4 vs. OAK	1	95	95.0	95	1	7	1	60	8.6	23	0
10/11 @ ARI	0	0	--	--	0	5	1	100	20.0	62	0
10/18 @ CIN	0	0	--	--	0	5	1	47	9.4	30	0
10/25 vs. SF	0	0	--	--	0	5	0	26	5.2	12	0
11/1 @ BUF	1	22	22.0	22	0	4	0	73	18.3	52	0
11/8 @ IND	5	113	22.6	26	0	0	3	0	0.0	0	0
11/29 vs. IND	1	29	29.0	29	0	2	0	9	4.5	4	0
12/6 @ JAX	INACTIVE										
12/13 vs. SEA	0	0	0.0	0	0	5	0	56	11.2	22	0
12/20 @ STL	0	0	0.0	0	0	0	0	0	0.0	0	0
12/27 @ MIA	3	59	19.7	0	0	2	1	-2	-1.0	0	0
1/3/10 vs. NE	0	0	0.0	0	0	1	0	31	31.0	31	0
2009 Totals	24	638	26.6	95	1	39	12	427	10.9	63	0

Jones' Career Statistics

Year	Team	KICKOFF RETURNS					PUNT RETURNS					
		No	Yds	Avg	Lg	TD	No	FC	Yds	Avg	Lg	TD
2007	Hou	4	78	19.5	23	0	30	7	286	9.5	74	0
2008	Hou	13	280	21.5	30	0	32	17	386	12.1	73t	2
2009	Hou	24	638	26.6	95	1	39	12	427	10.9	63	0
NFL Totals		41	996	24.3	95	1	101	36	1,099	10.9	74	2

JONES, JACOBY

Single Game Highs

Receptions

5 vs. New England (65 yards, 1-3-10)

5 @ San Diego (51 yards, 10-28-07)

4 @ Indianapolis (67 yards, 11-8-09)

Receiving Yards

73 @ Tennessee (2 receptions, 9-20-09)

67 @ Indianapolis (4 receptions, 11-8-09)

65 vs. New England (5 receptions, 1-3-10)

Reception Long

45 @ Indianapolis (11-8-09)

45 vs. Baltimore (11-9-08)

44t @ Miami (12-27-10)

44 @ Tennessee (9-20-09)

Touchdowns

1 vs. New England (1-3-10)

1 @ Miami (12-27-09)

1 vs. Indianapolis (11-29-09)

1 @ Cincinnati (10-18-09)

1 vs. Jacksonville (9-27-09)

1 @ Tennessee (9-20-09)

Punt Return Highs

Yards

100 @ Arizona (5 returns, 10-11-09)

87 vs. Miami (4 returns, 10-12-08)

86 vs. Indianapolis (2 returns, 9-23-07)

73 vs. Cincinnati (1 return, 10-26-08)

Long

74 vs. Indianapolis (9-23-07)

73t vs. Cincinnati (10-26-08)

70t vs. Miami (10-12-08)

52 @ Buffalo (11-1-09)

Touchdowns

1 vs. Cincinnati (73 yards, 10-26-08)

1 vs. Miami (70 yards, 10-12-08)

Kickoff Return Highs

Returns

6 vs. Jacksonville (9-27-09)

6 @ Indianapolis (11-16-08)

5 @ Indianapolis (11-8-09)

5 vs. NY Jets (9-13-09)

Yards

152 vs. Jacksonville (9-27-09)

152 @ Indianapolis (11-16-08)

118 vs. NY Jets (9-13-09)

Long

95t vs. Oakland (10-4-09)

36 vs. Jacksonville (9-27-09)

32 vs. NY Jets (9-13-09)

Touchdowns

1 vs. Oakland (10-4-09)

Additional Statistics

Tackles: 1 total; 2009 – 1.

44 Vonta LEACH

FULLBACK



Height: 6-0 | **Weight:** 263 | **College:** East Carolina |
Hometown: Rowland, North Carolina | **7th NFL Season** |
5th with Texans | **Age as of Kickoff Weekend 2010:** 28 |
Acquired: FA-'06 | **2009 GP/GS:** 16/4 |
Career GP/GS: 82/39 | **Teams:** Green Bay, 2004-06; Houston, 2006-09 |

TRANSACTIONS: Signed by Green Bay Packers as an undrafted free agent on April 30, 2004... Released by Packers on September 12, 2006... Claimed off waivers by New Orleans Saints on September 14, 2006... Released by Saints on September 25, 2006... Signed by Houston Texans on October 9, 2006... Re-signed by Texans on March 26, 2007.

PRO: Strong lead blocker, also used as outlet receiver... named Pro Bowl alternate in 2008... in 79 games (39 starts) registered 67 receptions for 420 yards and six touchdowns in his career (four receiving, two rushing)... scored a career-high three touchdowns in 2007... integral part of the run game.

2009 (Houston 16/4): Started at fullback vs. the New York Jets (9/13) and caught two passes for 23 yards... saw playing time at fullback and on special teams at Tennessee (9/20)... caught three passes for 7 yards vs. Jacksonville (9/27)... started at fullback vs. Oakland (10/4)... saw playing time at fullback and had three receptions for 31 yards at Arizona (10/11)... made one reception for seven yards while also playing on special teams at Cincinnati (10/18)... played fullback and on special teams vs. San Francisco... made two receptions for 11 yards and played on special teams at Buffalo (11/1)... caught one pass for four yards and played on special teams at Indianapolis (11/8)... made one reception for 14 yards as well as returning to kickoffs for 23 yards vs. Tennessee (11/23)... had two receptions for 11 yards and his first touchdown of the season vs. Indianapolis (11/29)... caught one pass for five yards at Jacksonville (12/6)... made three receptions for 16 yards vs. Seattle (12/13)... played at fullback and on special teams at St. Louis (12/20) and at Miami (12/27).

2008 (Houston 16/12): Started in 12 of 16 games... caught 12 passes for 103 yards and carried one

time for a one-yard touchdown... helped clear defenders for rookie RB Steve Slaton to rush for a team-record 1,282 rushing yards... started at FB and caught one pass for five yards at Pittsburgh (9/7)... caught one pass for five yards and helped lead the way for rookie running back Steve Slaton to rush for his first career 100-yard game at Tennessee (9/21)... registered one catch for four yards at Jacksonville (9/28)... totaled eight yards on one catch vs. Indianapolis (10/5)... caught one pass for nine yards at Minnesota (11/2)... caught one pass for nine yards vs. Baltimore (11/9)... caught one pass for nine yards at Cleveland (11/23)... caught three passes for a career-high 48 yards at his former team Green Bay (12/7)... his 22-yard catch in the fourth quarter was the longest of his career, topping his 21-yard grab in the third quarter... recorded his first rushing touchdown of the season with a one-yard scoring run in the first quarter at Oakland (12/21)... started at fullback vs. Chicago (12/28) and caught one pass for three yards.

2007 (Houston 16/12): Played in all 16 games with 12 starts... recorded 25 receptions for 108 yards, a career-high, and two rushes for two yards... finished three touchdowns (two receiving, one rushing)... had 26 yards on a career-high five catches at Carolina (9/16)... scored first touchdown of the season on a one-yard run against Indianapolis (9/23)... scored the only touchdown of the game on a one-yard reception at Jacksonville (10/14)... rushed for a one-yard touchdown, his first of his career, and caught a three-yard pass vs. Denver (12/13).

2006 (Green Bay 1/1; Houston 11/5): Played in 11 games, starting five for the Texans... set career high with six catches for 61 yards and his first career touchdown... saw his first significant playing time at Oakland (12/3) where the Texans running game totaled 129 yards.

LEACH, VONTA

2005 (Green Bay 16/5): Played in all 16 games, starting five, sharing snaps at fullback...utilized more and more each week as a blocking back, he made five catches for 19 yards, adding five tackles on special teams...also returned three kickoffs for 39 yards...made first career start vs. Cleveland (9/18)...picked up his initial NFL reception, a five yard gain.

2004 (Green Bay 6/0): Promoted late in the season from the practice squad...spent the last six weeks on the active roster...played in the final six regular-season contests, mostly on special teams, in addition to the NFC Wild Card playoff vs. Minnesota (1/9/05)...made his NFL debut vs. St. Louis (11/29), accounting for one tackle on a kick-off return...saw his first career action at fullback in division-clinching victory at Minnesota (12/24), playing two snaps in the second quarter...played again on special teams at Chicago (1/2/05), coming away with two coverage tackles.

COLLEGE: Played his first two collegiate seasons as a linebacker and his final two as a full-back, earning letters all four years (2000-03)...capped his senior season by earning the Gray team's offensive MVP at the Blue-Gray All-Star Classic, where he carried five times for 28 yards and caught three passes for 27 yards...played in all 12 games as a reserve linebacker in 2001 and notched 32 tackles, including three for loss, and two sacks.

PERSONAL: Born in Lumberton, N.C....lettered four years in football and three times each in basketball and track at South Robeson High School in Rowland, N.C....played fullback and linebacker, rushing for 4,615 yards and 75 touchdowns for the Mustangs...also recorded 138 tackles as an all-state senior...earned Player of the Year honors from Guru magazine and twice was named team MVP...full name Terzell Vonta Leach.

Leach's 2009 Season Statistics

Date, Opp	GP	GS	Rush	Yds	Avg	Lg	TD	Rec	Yds	Avg	Lg	TD
9/13 vs. NYJ	1	1	0	0	--	--	0	2	23	11.5	14	0
9/20 @ TEN	1	1	0	0	--	--	0	0	0	0.0	0	0
9/27 vs. JAX	1	0	0	0	--	--	0	3	7	2.3	4	0
10/4 vs. OAK	1	1	0	0	--	--	0	0	0	0.0	0	0
10/11 @ ARI	1	0	0	0	--	--	0	3	31	10.3	20	0
10/18 @ CIN	1	0	0	0	--	--	0	1	7	7.0	7	0
10/25 vs. SF	1	0	0	0	--	--	0	0	0	--	--	0
11/1 @ BUF	1	0	0	0	--	--	0	2	11	5.5	9	0
11/8 @ IND	1	0	0	0	--	--	0	1	4	4.0	4	0
11/23 vs. TEN	1	0	0	0	--	--	0	1	14	14.0	14	0
11/29 vs. IND	1	1	0	0	--	--	0	2	11	5.5	7	1
12/6 @ JAX	1	1	0	0	--	--	0	1	5	5.0	5	0
12/13 vs. SEA	1	0	0	0	--	--	0	3	16	5.3	9	0
12/20 @ STL	1	0	0	0	--	--	0	0	0	0.0	0	0
12/27 @ MIA	1	0	0	0	--	--	0	0	0	0.0	0	0
1/3/10 vs. NE	1	0	0	0	--	--	0	1	26	26.0	26	0
2009 Totals	16	4	0	0	--	--	0	20	155	7.8	26	1

LEACH, VONTA

Leach's Career Stats

Year	Team	G	GS	Rush	Yds	Avg	Lg	TD	Rec	Yds	Avg	Lg	TD
2004	GB	6	0	0	0	--	--	0	0	0	0	0	0
2005	GB	16	5	0	0	--	--	0	5	19	3.8	9	0
2006	GB	1	1	0	0	--	--	0	0	0	0	0	0
2006	Hou	11	5	0	0	--	--	0	6	61	10.2	19	1
2007	Hou	16	12	2	2	1.0	1	1	25	108	4.3	15	2
2008	Hou	16	12	1	1	1.0	1	1	12	103	8.6	22	0
2009	Hou	16	4	0	0	--	--	0	20	155	7.8	26	1
NFL Totals		82	39	3	3	1.0	1	2	68	446	6.6	26	4

Single Game Highs

Receptions

5 @ Carolina (26 yards, 9-16-07)

3, five times, last

3 vs. Seattle (16 yards, 12-13-09)

Receiving yards

48 @ Green Bay (3 rec., 12-7-08)

33 vs. Cleveland (2 rec., 12-31-06)

31 @ Arizona (3 rec., 10-11-09)

Long reception

26 vs. New England (1-3-10)

22 @ Green Bay (12-7-08)

20 @ Arizona (10-11-09)

19 vs. Cleveland (12-31-06)

Touchdowns

1 vs. Indianapolis (11-29-09)

1 @ Jacksonville (10-14-07)

1 vs. Indianapolis (9-23-07)

1 vs. Indianapolis (12-24-06)

Rushes

1 @ Oakland (12-21-08)

1 vs. Denver (12-13-07)

1 @ Carolina (9-16-07)

Rushing Yards

1t @ Oakland (1 carry, 12-21-08)

1t vs. Denver (1 carry, 12-13-07)

1 @ Carolina (1 carry, 9-16-07)

Touchdowns

1 @ Oakland (12-21-08)

1 vs. Denver (12-13-07)

Additional Statistics

Special Teams Tackles 12 total: 2004 – 1, 2005 – 2, 2006 – 2, 2007 – 3, 2008 -4.

Kickoff Returns: 3 vs. Baltimore (39 yards, 12-19-05)

Fumble Recoveries: 3 total: 2005 – 2, 2009 – 1.

**17**

Glenn MARTINEZ

WIDE RECEIVER

Height: 6-1 | **Weight:** 195 | **College:** Saginaw Valley |
Hometown: Tampa, Florida | **5th NFL Season** |
5th with Texans | **Age as of Kickoff Weekend 2010:** 28 |
Acquired: FA-'09 | **2009 GP/GS:** 7/0 |
Career GP/GS: 26/1 | **Teams:** Detroit, 2005-07; Denver, 2007-08; Houston 2009 |

TRANSACTIONS: Signed as undrafted free agent by the Pittsburgh Steelers on April 26, 2004... released by Steelers on September 3, 2004... Signed by the Detroit Lions and assigned to Rhein Fire in 2005 NFL Europe enhancement allocation program on February 14, 2005... Released by Lions on September 3, 2005... Re-signed by Lions to practice squad on September 4, 2005... Activated on October 16, 2005... Waived by Lions on October 18, 2005... Re-signed by Lions to practice squad on October 19, 2005... Activated on October 23, 2005... Waived by Lions and re-signed to practice squad on November 8, 2005... Released by Lions on December 21, 2005... Re-signed by Lions on January 2, 2006... Released by Lions on September 2, 2006... Signed by the Denver Broncos on July 12, 2007... released by Broncos on September 2, 2007... Signed by Broncos to practice squad on September 4, 2007... Activated on September 29, 2007... Released by Broncos on August 31, 2008... Signed by Broncos September 30, 2008... Released by Broncos on November 11, 2008... Signed by the Houston Texans on December 31, 2008.

PRO: Speedy veteran receiver who also possesses the ability to return kicks... brings a familiarity with head coach Gary Kubiak's offensive philosophy after playing in a similar system in Denver the previous two seasons... has played in 23 career games with one start and has caught 18 passes for 218 yards.

2009 (Houston 7/0): Assisted on one tackle playing special teams vs. the New York Jets (9/13)... played some at wide receiver and on special teams at Tennessee (9/20), assisting on a special teams tackle... made two special teams tackles vs. Jacksonville (9/27)... inactive vs. Oakland (10/4), at Arizona (10/11), at Cincinnati (10/18), vs. San Francisco (10/25), at Buffalo (11/1) and

at Indianapolis (11/8)... returned three punts for ten yards including a long of 11 yards vs. Tennessee (11/23)... inactive vs. Indianapolis (11/29)... returned three punts a total of 13 yards and one kickoff six yards at Jacksonville (12/6)... was inactive vs. Seattle (12/13)... played on special teams at St. Louis (12/20) and at Miami (12/27).

2008 (Denver 2/0): Caught three passes for 32 yards... returned five punts for an average of 11.2 yards and had one kickoff return for no yards... saw action vs. Tampa Bay (10/5) and caught one pass for 12 yards to go along with two punt returns for nine yards... played vs. Jacksonville (10/12) and caught two passes for 20 yards... averaged 15.7 yards on three punt returns.

2007 (Denver 12/1): Played in 12 games with one start... earned AFC Special Teams Player of the Week honors for his 80-yard punt return touchdown vs. Tennessee (11/19) on Monday Night Football... averaged 22.0 yards on 15 kickoff returns and led Denver with 487 total special-teams return yards... posted a career-high 14 receptions for 175 yards.

2006 (Detroit 0/0): Went through training camp with Detroit but was waived by the Lions (9/2)... signed with Detroit's practice squad (10/25) and was placed on its practice squad/injured list (12/6) to end his season.

2005 (Detroit 5/0): Spent the season with Detroit, seeing time on its active roster and practice squad... played in five games, totaling an 11-yard reception, two kickoff returns for 42 yards and one special-teams tackle... began the year on Detroit's practice squad and made his NFL debut vs. Carolina (10/16), posting one stop on special teams... made his first catch as a pro when he



HOUSTONTEXANS.COM

MARTINEZ, GLENN

hauled in an 11-yarder from Jeff Garcia vs. Chicago (10/30).

COLLEGE: Helped Saginaw Valley State University to two conference championships and finished his collegiate career ranked third in school history in career receiving yards (2,663), fourth in catches (136) and first in yards per reception average (19.6)...completed his collegiate career with the second-most 100-yard receiving games (10) in

school history...earned first-team All-Great Lakes Intercollegiate Athletic Conference attention and was tabbed an All-American by D2football.com as a senior...marketing major.

PERSONAL: Attended Auburndale High School in Auburndale, Fla....born Glenn Martinez in Auburn-dale, Fla....has a son, Giovanni...served as the Grand Marshal for Houston's 2009 Cinco de Mayo Parade along with teammate Shaun Cody.

Martinez's 2009 Season Statistics

Date, Opp	G	GS	Rush	Yds	Avg	Lg	TD	Rec	Yds	Avg	Lg	TD
9/13 vs. NYJ	1	0	0	0	--	--	0	0	0	--	--	0
9/20 @ TEN	1	0	0	0	--	--	0	0	0	--	--	0
9/27 vs. JAX	1	0	0	0	--	--	0	0	0	--	--	0
10/4 vs. OAK	INACTIVE											
10/11 @ ARZ	INACTIVE											
10/18 @ CIN	INACTIVE											
10/25 vs. SF	INACTIVE											
11/1 @ BUF	INACTIVE											
11/8 @ IND	INACTIVE											
11/23 vs. TEN	1	0	0	0	--	--	0	0	0	0.0	0	0
11/29 vs. IND	INACTIVE											
12/6 @ JAX	1	0	0	0	--	--	0	0	0	0.0	0	0
12/13 vs. SEA	INACTIVE											
12/20 @ STL	1	0	0	0	--	--	0	0	0	0.0	0	0
12/27 @ MIA	1	0	0	0	--	--	0	0	0	0.0	0	0
1/13	INACTIVE											
2009 Totals	7	0	0	0	--	--	0	0	0	--	--	0

MARTINEZ, GLENN

Martinez's Career Statistics

Year	Team	G	GS	Rush	Yds	Avg	Lg	TD	Rec	Yds	Avg	Lg	TD
2005	Det	5	0	0	0	--	--	0	1	11	11.0	11	0
2007	Den	12	1	0	0	--	--	0	14	175	12.5	23	0
2008	Den	2	0	0	0	--	--	0	3	32	10.7	12	0
2009	Hou	7	0	0	0	--	--	0	0	0	--	--	0
NFL totals		26	1	0	0	--	--	0	18	218	12.1	23	0

KICKOFF RETURNS							PUNT RETURNS					
Year	Team	No	Yds	Avg	Lg	TD	No	FC	Yds	Avg	Lg	TD
2005	Det	2	42	21.0	24	0	0	0	0	-	-	0
2007	Den	15	330	22.0	35	0	14	12	157	11.2	80t	1
2008	Den	1	0	0.0	0	0	5	0	56	11.2	27	0
2009	Hou	0	0	0.0	0	0	6	1	23	3.8	11	0
NFL Totals		18	372	20.7	35	0	25	13	236	9.4	80t	1

Single Game Highs:

Receptions

6 vs. San Diego (70 yards, 10-7-07)
 3 @ Detroit (27 yards, 11-4-07)
 2 vs. Kansas City (22 yards, 12-9-07)
 2 vs. Jacksonville (20 yards, 10-12-08)

Receiving Yards

70 vs. San Diego (6 receptions, 10-7-07)
 27 @ Detroit (3 receptions, 11-4-07)
 22 vs. Kansas City (2 receptions, 12-9-07)

Long

23 vs. San Diego (10-7-07)
 18 vs. Green Bay (10-29-07)
 17 @ Houston (12-13-07)

Kickoff Returns

6 @ Chicago (94 yards, 11-25-07)
 4 @ Houston (106 yards, 12-13-07)

Kickoff Return Yards

106 @ Houston (4 returns, 12-13-07)
 94 @ Chicago (6 returns, 11-25-07)\

Long Kickoff Return

35 @ San Diego (12-24-07)
 31 vs. Pittsburgh (10-21-07)
 30 @ Houston (12-13-07)

Punt Returns

4 vs. Kansas City (14 yards, 12-19-07)
 3 vs. Jacksonville (47 yards, 10-12-08)

Punt Return Yards

80 vs. Tennessee (2 returns, 11-19-07)
 47 vs. Jacksonville (3 returns, 10-12-08)

Long Punt Return

80t vs. Tennessee (11-19-07)
 27 vs. Jacksonville (10-12-08)
 26 vs. Green Bay (10-29-07)

Touchdowns

1 vs. Tennessee (80 yards, 11-19-07)


Additional Statistics

Special Teams Tackles: 7 total; 2005 – 1, 2009 – 6.
 Fumble Recoveries: 1 total; 2007 – 1.

41

Brice McCain

CORNERBACK



Height: 5-9 | Weight: 185 | College: Utah |
 Hometown: Terrell, Texas | 2nd NFL Season |
 2nd with Texans | Age as of Kickoff Weekend 2010: 23 |
 Acquired: D6-'09 (188th overall) | 2009 GP/GS: 16/0 |
 Career GP/GS: 16/0 | Teams: Houston, 2009 |

TRANSACTIONS: Selected by Houston Texans in the sixth round (188th pick overall) of the 2009 NFL Draft.

PRO: Speedy cornerback that will add depth to the Texans defensive backfield...saw action in all 16 games as a rookie and finished his first season with 11 tackles, 10 of which were solo stops...made his first career interception vs. Indianapolis (11/29).

2009 (Houston 16/0): Made professional debut playing cornerback vs. the New York Jets (9/13). Registered two tackles (two solo) while also participating on special teams...played both at cornerback and on special teams at Tennessee (9/20) and vs. Jacksonville (9/27)...made one solo tackle in his time in at cornerback and on special teams vs. Oakland (10/4)...had two solo tackles at Arizona (10/11)...played at corner and on special teams at Cincinnati (10/18) and vs. San Francisco (10/25)...had one solo tackle and one tackle on special teams at Buffalo (11/1)...saw playing time at cornerback and on special teams at Indianapolis (11/8)...assisted on one special teams tackle vs. Tennessee (11/23)...made his first career interception vs. Indianapolis (11/29)...had five tackles (five solo) at Jacksonville (12/6)...played at cornerback and on special teams and had one pass defended as well as a special teams tackle vs. Seattle (12/13)...played at cornerback and on special teams at St. Louis (12/20) and at Miami (12/27)...had a pass defended that clinched the victory vs. New England (1/3) and recorded a tackle on special teams.

COLLEGE: Three-year starter played in 49 games, starting 39...won all-MWC recognition as a defensive back (2007-08) and kick returner (2006)...103 career tackles...21 career pass breakups is tied

for sixth all-time at Utah...37 kick returns ranks ninth at Utah while 846 kick return yards is 11th...economics major.

PERSONAL: All-state and all-area...all-district as a running back and defensive back... county and Terrell High (Texas) MVP...played cornerback, wide receiver and running back and returned punts and kickoffs...also lettered in basketball and track...ran 100 meters in 10.3 seconds...on 400 meter relay team that placed second in the state...has six siblings and two stepbrothers.



HOUSTONTEXANS.COM

McCain, Brice

McCain's 2009 Season Statistics

Date, Opp	GP	GS	TACKLES						Yds	INTERCEPTIONS					PD	FUMBLES			
			Tot	Solo	Asst	Sk	No	Yds		Lg	TD	FF	FR	Yds		TD			
9/13 vs. NYJ	1	0	2	2	0	0.0	0	0	0	0	0	0	0	0	0	0	0	0	
9/20 @ TEN	1	0	0	0	0	0.0	0	0	0	0	0	0	0	0	0	0	0	0	
9/27 vs. JAX	1	0	0	0	0	0.0	0	0	0	0	0	0	0	0	0	0	0	0	
10/4 vs. OAK	1	0	1	0	1	0.0	0	0	0	0	0	0	0	0	0	0	0	0	
10/11 @ ARI	1	0	2	2	0	0.0	0	0	0	0	0	0	0	0	0	0	0	0	
10/18 @ CIN	1	0	0	0	0	0.0	0	0	0	0	0	0	0	0	0	0	0	0	
10/25 vs. SF	1	0	0	0	0	0.0	0	0	0	0	0	0	0	0	0	0	0	0	
11/1 @ BUF	1	0	1	1	0	0.0	0	0	0	0	0	0	0	0	0	0	0	0	
11/8 @ IND	1	0	0	0	0	0.0	0	0	0	0	0	0	0	0	0	0	0	0	
11/23 vs. TEN	1	0	0	0	0	0.0	0	0	0	0	0	0	0	0	0	0	0	0	
11/29 vs. IND	1	0	0	0	0	0.0	0	1	0	0	0	0	1	0	0	0	0	0	
12/6 @ JAX	1	0	5	5	0	0.0	0	0	0	0	0	0	0	0	0	0	0	0	
12/13 vs. SEA	1	0	0	0	0	0.0	0	0	0	0	0	0	1	0	0	0	0	0	
12/20 @ STL	1	0	0	0	0	0.0	0	0	0	0	0	0	0	0	0	0	0	0	
12/27 @ MIA	1	0	0	0	0	0.0	0	0	0	0	0	0	0	0	0	0	0	0	
1/3/10 vs. NE	1	0	0	0	0	0.0	0	0	0	0	0	0	1	0	0	0	0	0	
2009 Totals	16	0	11	10	1	0.0	0	1	0	0	0	0	3	0	0	0	0	0	

Single Game Highs

Tackles

5 @ Jacksonville (12-6-09)

2 @ Arizona (10-11-09)

2 vs. New York Jets (9-13-09)

Interceptions

1 vs. Indianapolis (11-29-09) P. Manning

Additional Statistics

Special Teams Tackles: 4 total; 2009 – 4



HOUSTONTEXANS.COM



28 Antwaun MOLDEN

CORNERBACK

Height: 6-1 | Weight: 198 | College: Eastern Kentucky |
Hometown: Cleveland, Ohio | 3rd NFL Season |
3rd with Texans | Age as of Kickoff Weekend 2010: 25 |
Acquired: D3a-'08 (79th overall) | 2009 GP/GS: 4/0 |
Career GP/GS: 18/0 | Teams: Houston, 2008-'09 |

TRANSACTIONS: Selected by Houston Texans in third round (79th pick overall) of 2008 NFL Draft... Signed by Texans on July 22, 2008...Placed on reserve/injured list on December 16, 2008... Placed on reserve/injured list on November 26, 2009.

HONORS: 2008 *USA Today* All-Joe Team.

PRO: Speedy and talented young corner who excelled on special teams as a rookie...saw action in 14 games as a rookie before seeing his season cut short by a broken ankle...registered one solo tackle on defense and 19 special teams tackles.

2009 (Houston 4/0): Played cornerback and special teams vs. the New York Jets (9/13) and assisted on one special teams tackle...was inactive at Tennessee (9/20), vs. Jacksonville (9/27), Oakland (10/4), at Arizona (10/11) and at Cincinnati (10/18)...returned to the lineup from injury to play on special teams vs. San Francisco (10/25)...played on special team at Buffalo (11/1)...had one special teams tackle at Indianapolis (11/8)...was inactive vs. Tennessee (11/23)...placed on reserve/injured list (11/26).

2008 (Houston 14/0): Played in 14 games with the majority of his action coming on special teams...placed second on the team with 19 special teams tackles...recorded two tackles on special teams in his first NFL game at Pittsburgh (9/7)...posted three special teams tackles at Tennessee (9/21)...registered one special teams tackle at Jacksonville (9/28)...played on special teams vs. Indianapolis (10/5)...played at CB and recorded the first tackle of his career vs. Miami (10/12) and also made one special teams tackle...posted one special teams tackle and downed a punt inside the five yard-line vs. Detroit (10/19)...played

on special teams and registered two tackles vs. Cincinnati (10/26)...played on special teams at Minnesota (11/2)...played on special teams and recorded two tackles vs. Baltimore (11/9)...played at CB and also posted one assist on special teams at Indianapolis (11/16)...recovered a fumbled punt, his first career fumble recovery, in the fourth quarter at Cleveland (11/23)...also saw action at CB...posted four special teams tackles vs. Jacksonville (12/1)...played at CB and recorded one tackle on special teams at Green Bay (12/7)...played at cornerback and on special teams vs. Tennessee (12/14)...was placed on injured reserve (12/16) with a fracture in his left ankle.



MOLDEN, ANTWAUN

COLLEGE: Started 23 of 46 college football games between Toledo and Eastern Kentucky...totaled 155 tackles (94 solos) and 4.5 stops for losses of eight yards...gained 18 yards on three interception returns and deflected eleven passes...also recovered three fumbles...transferred to Eastern Kentucky as a sophomore in 2005 and played his last three years for the Colonels...recorded a career-best 72 tackles, including 43 solos, as a senior to go with 2.5 tackles for loss, nine pass deflections, a fumble recovery and two interceptions...appeared in all 13 games as a freshman at Toledo, primarily playing on special teams...criminal justice major.

PERSONAL: Attended Glenville (Cleveland, Oh.) High School, playing football for head coach Ted Ginn, Sr., father of Miami Dolphins receiver Ted Ginn, Jr....earned three varsity letters in both football and track and field...part of three track relay teams that set three national records during his senior year.

Molden's 2009 Season Statistics

Date, Opp	GP	GS	TACKLES					INTERCEPTIONS					FUMBLES			
			Tot	Solo	Asst	Sk	Yds	No	Yds	Lg	TD	PD	FF	FR	Yds	TD
9/13 vs. NYJ	1	0	0	0	0	0.0	0	0	0	0	0	0	0	0	0	0
9/20 @ TEN	INACTIVE															
9/27 vs. JAX	INACTIVE															
10/4 vs. OAK	INACTIVE															
10/11 @ ARZ	INACTIVE															
10/18 @ CIN	INACTIVE															
10/25 vs. SF	1	0	0	0	0	0.0	0	0	0	0	0	0	0	0	0	0
11/1 @ BUF	1	0	0	0	0	0.0	0	0	0	0	0	0	0	0	0	0
11/8 @ IND	1	0	0	0	0	0.0	0	0	0	0	0	0	0	0	0	0
11/23 vs. TEN	INACTIVE															
2009 Totals	4	0	0	0	0	0.0	0	0	0	0	0	0	0	0	0	0

Molden's Career Statistics

Year	Team	GP	GS	TACKLES					INTERCEPTIONS					FUMBLES			
				Tot	Solo	Asst	Sk	Yds	No	Yds	Lg	TD	PD	FF	FR	Yds	TD
2008	Hou	14	0	1	1	0	0.0	0	0	0	0	0	0	0	1	0	0
2009	Hou	4	0	0	0	0	0.0	0	0	0	0	0	0	0	0	0	0
NFL Totals		18	0	1	1	0	0.0	0	0	0	0	0	0	0	1	0	0

Single Game Highs

Tackles

1 vs. Miami (10-12-08)

Fumble Recoveries

1 @ Cleveland (11-23-08)

Additional Statistics

Special Teams Tackles: 21 total; 2008 – 19, 2009 – 2.



HOUSTONTEXANS.COM



55 Chris MYERS

CENTER

Height: 6-4 | **Weight:** 292 | **College:** Miami (Fla.) |
Hometown: Miami, Florida | **6th NFL Season** |
3rd with Texans | **Age as of Kickoff Weekend 2010:** 28 |
Acquired: T-'08 (Denver) | **2009 GP/GS:** 16/16 |
Career GP/GS: 73/48 | **Teams:** Denver, 2005-07; Houston
2008-09 |

TRANSACTIONS: Selected by Denver Broncos in sixth round (200th pick overall) of 2005 NFL Draft...Signed by Broncos on July 28, 2005...Waived by Broncos on September 3, 2005...Re-signed by Broncos to practice squad on September 4, 2005...Activated on October 4, 2005...Traded by Broncos to Houston Texans for a sixth round draft pick on March 17, 2008.

PRO: Versatile young lineman who heads into his second season with the Texans...joined the Texans via trade in 2008 and immediately stepped into the starting lineup...has played in 71 games with 46 starts in four-plus NFL seasons...has started all 16 games in each of the past two seasons, including 41 straight starts at center.

2009 (Houston 16/16): Started at center vs. the New York Jets (9/13) and at Tennessee (9/20)...helped QB Matt Schaub pass for his second consecutive 300 yard game vs. Jacksonville (9/27)...started at center vs. Oakland (10/4) and at Arizona (10/11)...protected QB Matt Schaub as he threw for 392 and four touchdowns at Cincinnati (10/18)...started at center vs. San Francisco (10/25), at Buffalo (11/1) and at Indianapolis (11/8)...protected quarterback Matt Schaub vs. Tennessee (11/23) when he had his second consecutive 300-yard passing game...started at center vs. Indianapolis (11/29)...helped the offense gain over 300 yards for the 11th consecutive game at Jacksonville (12/6)...part of the offensive line that blocked for QB Matt Schaub as he threw for 365 yards and two touchdowns vs. Seattle (12/13) without allowing him to be sacked...blocked for quarterback Matt Schaub at St. Louis (12/20) where he threw for 367 yards and was not sacked for the second consecutive game and fourth time this season...started at center at Miami (12/27).

2008 (Houston 16/16): Started all 16 games in his first season in Houston...helped clear holes for rookie RB Steve Slaton to rush for a team-record 1,282 yards...part of a line that yielded a mere 32 sacks on the season...was flagged for four penalties...one of three Texans offensive linemen to take every snap during the season.

2007 (Denver 16/16): Moved into the starting lineup for the first time and started all 16 games...opened the first five contests at left guard before sliding inside to center for the last 11 games...part of a line that paved the way for a ground attack that averaged 4.6 yards per carry, ranking fifth-best in the NFL, and yielded only 32 sacks...one of only three Denver players (CB Champ Bailey and LB D.J. Williams) to be whistled for only one penalty all year.

2006 (Denver 16/0): Saw action on special teams in all 16 games in his second pro season.

2005 (Denver 9/0): Saw action in nine games as a rookie, playing on special teams...also contributed in both Denver postseason contests...spent the first four weeks of the season on the Broncos practice squad before being signed to the 53-man roster (10/4)...inactive for three games before he made his NFL debut on special teams vs. Philadelphia (10/30).

COLLEGE: Three-year starter at Miami (FL), playing in a total of 45 games with 38 starts in his career...started at both guard positions, right tackle and center and finished his career earning all-conference recognition as a junior and senior...was a second-team All-Atlantic Coast Conference selection as a senior, starting all 12 games at RT for the Peach Bowl champions

MYERS, CHRIS

and concluding his career by starting his final 38 games played...second-team All-Big East Conference as a junior...college teammate of current Texans T Rashad Butler, WR Andre Johnson and T Eric Winston at Miami...graduated with a bachelor's degree, studying history, political science and sports administration.

PERSONAL: Earned All-State and All-Dade County honors as a senior at Palmetto High School in Miami despite the fact that he did not start playing football until 10th grade for the Panthers...played in the prestigious Florida vs. California All-Star game as a senior...won the NFL's Punt Pass and Kick competition as a child...grandfather was a longtime NFL referee.

Myers' Career Statistics

Games/Starts: 2005: 16/0, 2006: 16/0, 2007: 16/16, 2008: 16/16, 2009: 16/16. Totals: 73/48.

Tackles: 4 total; 2007 - 1, 2008 - 2, 2009 - 1.






72 Jesse NADING

DEFENSIVE END

Height: 6-5 | **Weight:** 261 | **College:** Colorado State |
Hometown: Highlands Ranch, Colorado | **2nd NFL Season** |
3rd with Texans | **Age as of Kickoff Weekend 2010:** 25 |
Acquired: CFA-'08 | **2009 GP/GS:** 1/0 |
Career GP/GS: 7/0 | **Teams:** Houston, 2008-09 |

TRANSACTIONS: Signed by Houston Texans as an undrafted free agent on May 8, 2008... Released by Texans on August 29, 2008... Re-signed by Texans to practice squad on August 31, 2008... Signed by Texans to active roster on November 19, 2008... Released by Texans on September 5, 2009... Signed by Texans to practice squad on September 6, 2009... Signed by Texans to active roster on November 4, 2009... Released by Texans on November 17, 2009... Signed by Texans to practice squad on November 19, 2009... Re-signed by Texans on January 5, 2010.

PRO: Tough, physical young defensive end who worked his way up from the practice squad to the active roster for the final six games of the 2008 season and again for one game in 2009... has recorded four total tackles in seven games.



2009 (Houston 1/0): Spent the first eight games of the season on the practice squad before being promoted to the active roster (11/4)...made his season debut for the Texans at Indianapolis (11/8) both on the defensive line and on special teams.

2008 (Houston 6/0): Played in six games...registered four total tackles...spent the first 11 weeks of the season on the Texans practice squad... made his NFL debut at Cleveland (11/23) after being signed to the active roster earlier in the week (11/19)...played at DE and recorded one assist on Monday Night Football vs. Jacksonville (12/1)...played at DE and registered two solo tackles at Green Bay (12/7) and also had one assist on special teams...saw action at DE and on special teams vs. Tennessee (12/14)... played at DE and on special teams at Oakland (12/21)...posted one solo tackle on defense and also played on special teams in the season finale vs. Chicago (12/28).

COLLEGE: Started all 12 games at defensive end as a senior for Colorado State in 2007, collecting 56 tackles (19 solo), six tackles for loss, three sacks, one interception, one pass breakup and three fumble recoveries in his final season...garnered second-team all-conference honors...voted team captain before each of CSU's 12 games, the only Rams defender to receive that honor for each contest...received consideration for the National Scholar Athlete Award, the Draddy Trophy and the Ted Hendricks Award...named to the preseason all-MWC first team by Athlon and to the second team by Lindy's as a junior...honorable mention all-conference after his sophomore season...also recognized by ESPN The Magazine as a second-team academic all-district choice, and earned a spot on the conference's academic

NADING, JESSE

team...finished sophomore season with 56 tackles, sixth on the team and most by a Rams defensive lineman...business administration major.

PERSONAL: Attended Thunder Ridge High School in Highlands Ranch (Colo.)...named the state's Class 4A Defensive Player of the Year in 2002...two-time all-state football selection, also was

chosen to all-state basketball and baseball teams in 2002...named by the Denver Post as the state's Defensive Player of the Year as a senior...helped Thunder Ridge to 2002 and '03 state basketball titles in Class 4A...led Thunder Ridge to 2001 state 4A football championship...named the Thunder Ridge Interscholastic Award winner for excellence in athletics and education.

Nading's 2009 Season Statistics

Date, Opp	GP	GS	TACKLES						INTERCEPTIONS					FUMBLES			
			Tot	Solo	Asst	Sk	Yds	No	Yds	Lg	TD	PD	FF	FR	Yds	TD	
9/13 vs. NYJ	PRACTICE SQUAD																
9/20 @ TEN	PRACTICE SQUAD																
9/27 vs. JAX	PRACTICE SQUAD																
10/4 vs. OAK	PRACTICE SQUAD																
10/11 @ ARZ	PRACTICE SQUAD																
10/18 @ CIN	PRACTICE SQUAD																
10/25 vs. SF	PRACTICE SQUAD																
11/1 @ BUF	PRACTICE SQUAD																
11/8 @ IND	1	0	0	0	0	0.0	0	0	0	0	0	0	0	0	0	0	
2009 Totals	1	0	0	0	0	0.0	0	0	0	0	0	0	0	0	0	0	

Nading's Career Statistics

				TACKLES					INTERCEPTIONS					FUMBLES			
Year	Team	GP	GS	Tot	Solo	Asst	Sk	Yds	No	Yds	Lg	TD	PD	FF	FR	Yds	TD
2008	Hou	6	0	4	3	1	0	0	0	0	0	0	0	0	0	0	0
2009	Hou	1	0	0	0	0	0.0	0	0	0	0	0	0	0	0	0	0
Totals		7	0	4	3	1	0.0	0	0	0	0	0	0	0	0	0	0

Single Game Highs

Tackles

2 @ Green Bay (12-7-08)

1 vs. Jacksonville (12-1-08)

1 vs. Chicago (12-28-08)

Additional Statistics

Special Teams Tackles: 2 total; 2008 – 2.



HOUSTONTEXANS.COM



33 Troy NOLAN STRONG SAFETY

Height: 6-2 | Weight: 207 | College: Arizona State |
Hometown: Woodland Hills, California | 2nd NFL Season |
2nd with Texans | Age as of Kickoff Weekend 2010: 24 |
Acquired: D7-'09 (223rd overall) | 2009 GP/GS: 0/0 |
Career GP/GS: 0/0 | Teams: Houston, 2009 |

TRANSACTIONS: Selected by Houston Texans in the seventh round (223rd pick overall) of the 2009 NFL Draft...Signed by Texans on June 11, 2009...Placed on reserve/injured list on August 17, 2009.

PRO: Physical young safety who caught the eye of his coaches during OTAs and minicamp...will compete for playing time in the secondary during training camp...is eager to get back on the field after missing his rookie season due to a broken arm suffered in the first preseason game.

2009 (Houston 0/0): Spent the entire season on injured reserve after suffering a broken arm in the preseason opener which required surgery.

COLLEGE: Started all 25 games in his last two seasons at Arizona State...served as a team captain in 2008...recorded 128 tackles (81 solo), 13 pass break-ups and 10 interceptions over his two-year career...scored five touchdowns on defense, with four interception returns and one fumble return...had six interceptions in 2007, the most by a Sun Devil since 1989...redshirted in

2006...named All-Western States Conference first-team on defense in 2005 after leading College of the Canyons to the Western States Conference Championship...led College of the Canyons to the National Championship, the Western States Conference Championship and the California State Championship in 2004...earned his degree (B.I.S., interdisciplinary studies).

PERSONAL: Graduated from El Camino Real High School in Woodland Hills (Calif.)...named first-team All-West Valley Conference on defense in 2003 and second-team on offense...was the Most Valuable Player of the West Valley Conference in 2003...named second-team All-West Valley Conference on defense in 2003 and first-team on offense...named the El Camino Real High defensive Player of the Year in football in 2003...captained the football team in 2003...lettered in football, basketball, track and field and soccer...plans to pursue a career working for the F.B.I. once his football career ends.



97 Frank OKAM

DEFENSIVE TACKLE

Height: 6-5 | Weight: 346 | College: Texas |
Hometown: Dallas, Texas | 3rd NFL Season |
3rd with Texans | Age as of Kickoff Weekend 2010: 24 |
Acquired: D5-'08 (151st overall) | 2009 GP/GS: 3/0 |
Career GP/GS: 8/0 | Teams: Houston, 2008-'09 |

TRANSACTIONS: Selected by the Houston Texans in the fifth round (151st pick overall) of the 2008 NFL Draft...Signed by Texans on July 22, 2008.

PRO: Massive young defensive tackle who will compete for increased playing time in his second pro season...saw action in five games as a rookie and registered five tackles.

2009 (Houston 3/0): Saw action on defense and special teams in the season opener vs. the New York Jets (9/13) and at Tennessee (9/20)...was inactive vs. Jacksonville (9/27), Oakland (10/4) and at Arizona (10/11)...played at defensive tackle and on special teams at Cincinnati (10/18)...was inactive vs. San Francisco (10/25), at Buffalo (11/1), at Indianapolis (11/8), vs. Tennessee (11/23), vs. Indianapolis (11/29), at Jacksonville (12/6), vs. Seattle (12/13), at St. Louis (12/20), at Miami (12/27) and vs. New England (1/3).

2008 (Houston 5/0): Played in five games during rookie campaign...posted four total tackles...inactive for season opener at Pittsburgh (9/7)...made his NFL debut as a reserve defensive tackle at Tennessee (9/21)...returned to the field at defensive tackle and recorded three total tackles vs. Baltimore (11/9).

COLLEGE: Appeared in 50 games at Texas with 39 starts...finished his career with 160 tackles (81 solos), ten sacks for minus 78 yards and 28 stops for losses of 109 yards...posted 46 quarterback pressures and gained 13 yards with a touchdown on five fumble recoveries...also caused one fumble and deflected twelve passes...All-Big 12 Conference first-team selection by the Fort Worth Star-Telegram and earned second-team honors from the Associated Press, Austin American-Statesman and the league's coaches

as a senior...Associated Press All-Big 12 Conference honorable mention as a junior...All-Big 12 Conference second-team pick by the league's coaches as a sophomore...helped Texas win the 2005 national championship...Freshman All-American selection by The Sporting News in 2004...four-time member of UT's Athletics Director's Honor Roll and was a 2007 first-team Academic All-Big 12 Conference selection...ESPN first team All-American in 2007...graduated in December 2007 in just three-and-a-half years with a degree in sports management.



OKAM, FRANK

PERSONAL: Attended Lake Highlands (Dallas, Tex.) High School...Parade All-American choice as a senior and two-time first-team All-District selection...first-team 5A All-State pick by the Associated Press and tabbed first-team All-District 9-5A as a senior...played in the U.S. Army All-

American Bowl...made 170 tackles, seven sacks, 14 stops for losses, five forced fumbles and three fumble recoveries during his career...finished fifth at the 2003 Texas 5A state meet in the discus (174-6)...also played basketball...honor student who maintained a 3.9 GPA...speaks French.

Okam's 2009 Season Statistics

Date, Opp	GP	GS	TACKLES						INTERCEPTIONS					FUMBLES			
			Tot	Solo	Asst	Sk	Yds	No	Yds	Lg	TD	PD	FF	FR	Yds	TD	
9/13 vs. NYJ	1	0	0	0	0	0.0	0	0	0	0	0	0	0	0	0	0	0
9/20 @ TEN	1	0	0	0	0	0.0	0	0	0	0	0	0	0	0	0	0	0
9/27 vs. JAX	INACTIVE																
10-4 vs. OAK	INACTIVE																
10/11 @ ARZ	INACTIVE																
10/18 @ CIN	1	0	0	0	0	0.0	0	0	0	0	0	0	0	0	0	0	0
10/25 vs. SF	INACTIVE																
11/1 @ BUF	INACTIVE																
11/8 @ IND	INACTIVE																
11/23 vs. TEN	INACTIVE																
11/29 vs. IND	INACTIVE																
12/6 @ JAX	INACTIVE																
12/13 vs. SEA	INACTIVE																
12/20 @ STL	INACTIVE																
12/27 @ MIA	INACTIVE																
1/3 vs. NE	INACTIVE																
2009 Totals	3	0	0	0	0	0.0	0	0	0	0	0	0	0	0	0	0	0

Okam's Career Statistics

Year	Team	GP	GS	TACKLES						INTERCEPTIONS					FUMBLES			
				Tot	Solo	Asst	Sk	Yds	No	Yds	Lg	TD	PD	FF	FR	Yds	TD	
2008	Hou	5	0	4	2	2	0	0	0	0	0	0	0	0	0	0	0	0
2009	Hou	3	0	0	0	0	0.0	0	0	0	0	0	0	0	0	0	0	0
NFL Totals		8	0	4	2	2	0.0	0	0	0	0	0	0	0	0	0	0	0

Single Game Highs

Tackles

3 vs. Baltimore (11-9-08)

2 @ Tennessee (9-21-08)



91

Amobi OKOYE DEFENSIVE TACKLE

Height: 6-2 | **Weight:** 283 | **College:** Louisville |
Hometown: Huntsville, Alabama | **4th NFL Season** |
4th with Texans | **Age as of Kickoff Weekend 2010:** 23 |
Acquired: D1-'07 (10th overall) | **2009 GP/GS:** 16/16 |
Career GP/GS: 46/42 | **Teams:** Houston, 2007-'09 |

TRANSACTIONS: Selected by Houston Texans in first round (10th pick overall) of the 2007 NFL draft...Signed by the Texans July 27, 2007.

HONORS: NFL Defensive Rookie of the Month (September, 2007), 2007 PFW/PFWA All-Rookie Team.

PRO: Young, quick and intelligent defensive linemen that will look to improve upon an injury-riddled sophomore campaign...is already tied for 10th in team history with 8.0 career sacks...has registered 92 tackles, 62 solos to go along with two forced fumbles and one fumble recovery...owns the team rookie sack record with 5.5 in 2007.

2009 (Houston 16/16): Started at DT and recorded four solo tackles vs. the New York Jets (9/13)...had one solo tackle starting at defensive tackle at Tennessee (9/20)...had one pass defended and four tackles (three solo), including one for a loss vs. Jacksonville (9/27)...made three tackles (one solo) and recorded one sack for a loss of five yards vs. Oakland (10/4)...made five tackles (three solo) including 0.5 sack at Arizona (10/11), in addition to a tackle for loss, quarterback hit and pass defended...started at DT and assisted on a tackle at Cincinnati (10/18)...had one solo tackle and two hits on the quarterback vs. San Francisco (10/25)...had three tackles (one solo) and a pass defended in the Texans win at Buffalo (11/1)...started at defensive tackle at Indianapolis (11/8)...made four tackles (three solo) vs. Tennessee (11/23)...registered two solo tackles and a quarterback hit vs. Indianapolis (11/29)...assisted on one tackle at Jacksonville (12/6)...made two tackles (one solo) vs. Seattle (12/13)...had two solo tackles for a loss at St. Louis (12/20)...had two solo tackles and a hit on the quarterback at

Miami (12/27)...made three tackles (two solo) vs. New England (1/3).

2008 (Houston 14/12): Played in 14 games with 12 starts...registered 24 total tackles, including one sack, one forced fumble and one fumble recovery...started vs. Cincinnati (10/26) and recovered the first fumble of his career after DE Mario Williams forced the ball out of Bengals quarterback Ryan Fitzpatrick's hands in the third quarter...started and registered two total tackles at Minnesota (11/2)...recorded five total tackles, including his first sack of the season when he tackled Oakland QB JaMarcus Russell for a 13-yard loss in the fourth quarter at Oakland (12/21)...also forced a fumble on the sack...it was his first forced fumble of the season and the second of his career.

2007 (Houston 16/14): Saw action in all 16 games, with 14 starts...totaled 32 tackles, 23 solo, 5.5 sacks for 33.5 yards and a forced fumble...started his first NFL game and totaled one solo stop vs. Kansas City (9/9)...started and finished with a season-high 2.0 sacks for 23 yards vs. QB Jake Delhomme and four total tackles and a forced fumble at Carolina (9/16)...added another sack to his rookie total by downing QB Peyton Manning, along with three solo stops vs. Indianapolis (9/23)...registered his third consecutive game with a sack, taking down QB Joey Harrington at Atlanta (9/30)...earned NFL Defensive Rookie of the Month in September for his efforts...recorded a season-high five total tackles and his fifth sack of the season on QB Josh McCown at Oakland (11/4)...registered a half sack vs. Tampa Bay (12/9).



HOUSTONTEXANS.COM

OKOYE, AMOBI

COLLEGE: Played in 48 games at Louisville, starting 24 times...finished with 121 tackles (68 solos), 10.5 sacks for minus 42 yards and 23 stops for losses totaling 81 yards...the youngest athlete to appear in a collegiate game in 2003 at age sixteen...15 tackles behind the line of scrimmage in 2006 tied Michael Josiah (2001) and Ted Washington (1990) for 11th place on the school's season record list... unanimous All-Big East Conference first-team choice in 2006...recorded a career-high 58 tackles (38 solos) and ranked second on the team with eight sacks and 15 stops for losses...also caused three fumbles...graduated with a degree in Psychology.

PERSONAL: Visited Nigeria along with other NFL players in the spring of 2008 to donate medical supplies and hand out scholarships...attended Robert E. Lee (Huntsville, Ala.) High School...took up football as a sophomore...started 13 games on the defensive line as a 13-year old and played both ways, earning honorable mention all-state honors as a junior...a three-year letter winner, he logged 60 tackles and nine sacks, picking up first-team all state honors on both sides of the ball as a senior...born in Anambra, Nigeria and moved to the United States as a preteen...tested into the ninth grade as a 12-year-old when his family moved to Huntsville from Nigeria.

Okoye's 2009 Season Statistics

Date, Opp	GP	GS	TACKLES					INTERCEPTIONS					FUMBLES			
			Tot	Solo	Asst	Sk	Yds	No	Yds	Lg	TD	PD	FF	FR	Yds	TD
9/13 vs. NYJ	1	0	4	4	0	0.0	0	0	0	0	0	0	0	0	0	0
9/20 @ TEN	1	1	1	1	0	0.0	0	0	0	0	0	0	0	0	0	0
9/27 vs. JAX	1	1	4	3	1	0.0	0	0	0	0	0	1	0	0	0	0
10/4 vs. OAK	1	1	3	2	1	1.0	5	0	0	0	0	0	0	0	0	0
10/11 @ ARI	1	1	5	3	2	0.5	3	0	0	0	0	1	0	0	0	0
10/18 @ CIN	1	1	1	0	1	0.0	0	0	0	0	0	0	0	0	0	0
10/25 vs. SF	1	1	1	0	1	0.0	0	0	0	0	0	0	0	0	0	0
11/1 @ BUF	1	1	3	1	2	0.0	0	0	0	0	0	1	0	0	0	0
11/8 @ IND	1	1	0	0	0	0.0	0	0	0	0	0	0	0	0	0	0
11/23 vs. TEN	1	1	4	3	1	0.0	0	0	0	0	0	0	0	0	0	0
11/29 vs. IND	1	1	2	2	0	0.0	0	0	0	0	0	0	0	0	0	0
12/6 @ JAX	1	1	1	0	1	0.0	0	0	0	0	0	0	0	0	0	0
12/13 vs. SEA	1	1	2	1	1	0.0	0	0	0	0	0	0	0	0	0	0
12/20 @ STL	1	1	2	2	0	0.0	0	0	0	0	0	0	0	0	0	0
12/27 @ MIA	1	1	2	2	0	0.0	0	0	0	0	0	0	0	0	0	0
1/3/10 vs. NE	1	1	3	2	1	0.0	0	0	0	0	0	0	0	0	0	0
NFL Totals	16	16	38	26	12	1.5	8	0	0	0	0	3	0	0	0	0

Okoye's Career Statistics

Year	Team	GP	GS	TACKLES					INTERCEPTIONS					FUMBLES			
				Tot	Solo	Asst	Sk	Yds	No	Yds	Lg	TD	PD	FF	FR	Yds	TD
2007	Hou	16	14	32	23	9	5.5	33.5	0	0	0	0	0	1	0	0	0
2008	Hou	14	12	24	15	9	1.0	13	0	0	0	0	2	1	1	0	0
2009	Hou	16	16	38	26	12	1.5	8	0	0	0	0	3	0	0	0	0
NFL Totals		46	42	94	64	30	8.0	54.5	0	0	0	0	5	2	1	0	0

OKOYE, AMOBI

Single Game Highs

Tackles

5 @ Arizona (10-11-09)

5 @ Oakland (12-21-08)

5 @ Oakland (11-4-07)

4, five times, most recent:

4 vs. Jacksonville (9-27-09)

4 vs. New York Jets (9-13-09)

Sacks

2 vs. Carolina (9-16-07) J. Delhomme

1, five times, most recent:

1 vs. Oakland (10-4-09) J. Russell

1 @ Oakland (12-21-08) J. Russell

1 @ Oakland (11-4-07) J. McCown

Forced Fumbles

1 @ Oakland (12-21-08)

1 @ Carolina (9-16-07)

Fumble Recoveries

1 vs. Cincinnati (10-26-08)



7

Dan ORLOVSKY

QUARTERBACK



Height: 6-5 | **Weight:** 231 | **College:** Connecticut |
Hometown: Shelton, Connecticut | **6th NFL Season** |
2nd with Texans | **Age as of Kickoff Weekend 2010:** 27 |
Acquired: UFA-'09 (Detroit) | **2009 GP/GS:** 0/0 |
Career GP/GS: 12/7 | **Teams:** Detroit, 2005-08; Houston 2009 |

TRANSACTIONS: Selected by the Detroit Lions in the fifth round of the 2005 draft (145th overall)... Re-signed by Lions on April 22, 2008... Signed by the Houston Texans on March 1, 2009.

PRO: Talented young quarterback who joined the Texans as a free agent early in the 2009 offseason...will once again join fellow QB Matt Schaub in the Texans backfield...has played in 12 career games with seven starts...has completed 150-of-272 career pass attempts for 1,679 yards with eight touchdowns and eight interceptions.

2009 (Houston 0/0): Was the team's third quarterback in all 16 games.

2008 (Detroit 10/7): Saw action in 10 games with seven starts and threw for a career-high 1,616 yards with eight touchdowns and eight interceptions for a passer rating of 72.6...played the second half vs. Chicago (10/5) and completed 13-of-23 passes for 97 yards and an interception...made first start of professional career at Minnesota (10/12) and completed 12-of-21 passes for 150 yards and one touchdown...started and completed 12-of-25 passes for 265 yards and a touchdown at Houston (10/19)...connected with Calvin Johnson on a 96-yard pass, the fourth-longest pass play in Lions' history...started and completed 21 passes of 35 attempts for 223 yards and a touchdown vs. Washington (10/26)...started and surpassed previous career high with 47 pass attempts, 28 completions and two touchdowns for 292 yards at Chicago (11/2)...re-entered starting line-up at Indianapolis (12/14) and completed 23-of-34 passes for 233 yards and a touchdown...started and went 10-of-23 for 125 yards and two interceptions vs. New Orleans (12/21)...started at Green Bay (12/28) and completed 22-of-42 passes for 225 yards with two

touchdowns and two interceptions.

2007 (Detroit 0/0): Was the team's third quarterback in all 16 games.

2006 (Detroit 0/0): Was the team's third quarterback in all 16 games.

2005 (Detroit 2/0): Saw action in two games as a rookie...completed seven-of 17 pass attempts for 63 yards with a long completion of 20 yards...made his NFL debut at Chicago (9/18) and completed two-of-six passes for 20 yards...saw action vs. Atlanta (11/24) and connected on five-of-11 passes for 43 yards.

COLLEGE: Set school career records for most pass completions (916), pass attempts (1,567), yards passing (10,706), touchdown passes (84), total plays (1,710) and total yards (10,421)...earned Most Valuable Player honors at the 2004 Motor City Bowl in his final collegiate appearance...threw for 3,354 yards with 23 touchdowns and 15 interceptions as a senior in 2004...received Connecticut Player of the Year award from the Walter Camp Foundation as a junior in 2003 when he threw for 3,485 yards with 33 touchdowns and 14 interceptions...also named team MVP, Independent Offensive MVP by ESPN.com, All-ECAC and All-Independent...started every game as a sophomore in 2002 threw for 2,488 yards...played in 10 games with six starts as a freshman in 2001, becoming the first true freshman at UConn to start at quarterback since 1992.



HOUSTONTEXANS.COM

ORLOVSKY, DAN

PERSONAL: Earned All-State and Class LL MVP honors at Shelton (Conn.) High...named Connecticut player of the year by the New Haven Register...garnered All-American honors from Prep Star, Super Prep and the Prep Football Report...established the Dan Orlovsky Foundation to enrich

the lives of youth in Detroit and his home state of Connecticut...foundation features the "Dan Orlovsky Charity Challenge," a three-day event in Connecticut made up of a gala, golf tournament and football clinic for kids...born Daniel John Orlovsky in Shelton, Connecticut.

Orlovsky's 2009 Season Statistics

Date, Opp	GP	GS	Att	Cmp	Pct	Yds	Yd/Att	TD	Int	Lg	Sk	Lst	Rate
9/13 vs. NYJ	THIRD QUARTERBACK												
9/20 at TEN	THIRD QUARTERBACK												
9/27 vs. JAX	THIRD QUARTERBACK												
10/4 vs. OAK	THIRD QUARTERBACK												
10/11 @ ARZ	THIRD QUARTERBACK												
10/18 @ CIN	THIRD QUARTERBACK												
10/25 vs. SF	THIRD QUARTERBACK												
11/1 @ BUF	THIRD QUARTERBACK												
11/8 @ IND	THIRD QUARTERBACK												
11/23 vs. TEN	THIRD QUARTERBACK												
11/29 vs. IND	THIRD QUARTERBACK												
12/6 @ JAX	THIRD QUARTERBACK												
12/13 vs. SEA	THIRD QUARTERBACK												
12/20 @ STL	THIRD QUARTERBACK												
12/27 @ MIA	THIRD QUARTERBACK												
1/3/10 vs. NE	THIRD QUARTERBACK												
2009 Totals	0	0	0	0	--	0	--	0	0	--	0	0	--

Orlovsky's Career Statistics

Year	Team	GP	GS	Att	Cmp	Pct	Yds	Yd/Att	TD	Int	Lg	Sk	Lst	Rate
2005	Det	2	0	17	7	41.2	63	3.7	0	0	20	1	3	51.8
2006	Det	0	0	0	0	0.0	0	--	0	0	--	0	0	--
2007	Det	0	0	0	0	0.0	0	--	0	0	--	0	0	--
2008	Det	10	7	255	143	56.1	1,616	6.3	8	8	96t	14	95	72.6
2009	Hou	0	0	0	0	--	0	--	0	0	--	0	0	--
Totals		12	7	272	150	55.1	1,679	6.2	8	8	96t	15	98	71.3

ORLOVSKY, DAN

Single Game Highs

Passing Yards

292 @ Chicago (28 comp., 11-2-08)
263 @ Houston (12 completions, 10-19-08)
233 @ Indianapolis (23 completions, 12-14-08)

Passing Attempts

47 @ Chicago (11-2-08)
42 @ Green Bay (12-28-08)
35 vs. Washington (10-26-08)

Completions

28 @ Chicago (11-2-08)
23 @ Indianapolis (12-14-08)
42 @ Green Bay (12-28-08)

Touchdown Passes

2 @ Chicago (11-2-08)
2 @ Green Bay (12-28-08)
1, four times, last @ Indianapolis (12-14-08)

Passer Rating

99.6 @ Houston (10-19-08)
96.8 @ Indianapolis (12-14-08)
95.3 @ Minnesota (10-12-08)

Longest Pass

96t @ Houston (10-19-08)
58 @ Houston (10-19-08)
37 @ Minnesota (10-12-08)

Longest Touchdown Pass

96t @ Houston (10-19-08) C. Johnson
33t @ Indianapolis (12-14-08) C. Johnson
17t @ Chicago (11-2-08) C. Johnson
17t vs. Washington (10-26-08) C. Johnson

Interceptions

2 @ Green Bay (12-28-08)
2 vs. New Orleans (12-21-08)
2 @ Chicago (11-2-08)

Rushing Yards

17 vs. Washington (2 rushes, 10-26-08)
10 @ Houston (2 rushes, 10-19-08)
2 @ Chicago (2 rushes, 11-2-08)

Rushing Attempts


2 vs. Washington (17 yards, 10-26-08)
2 @ Houston (10 yards, 10-19-08)
2 @ Chicago (2 yards, 11-2-08)

Long

10 vs. Washington (10-26-08)
10 @ Houston (10-19-08)
3 @ Chicago (11-2-08)

Additional Statistics

Fumbles/Lost: 4/1 total; 2005 – 1/1, 2008 – 3/0.



38 Mark PARSON

CORNERBACK

Height: 5-10 | Weight: 189 | College: Ohio |
 Hometown: Richmond, Virginia | 2nd NFL Season |
 2nd with Texans | Age as of Kickoff Weekend 2010: 24 |
 Acquired: FA-'09 | 2009 GP/GS: 16/16 |
 Career GP/GS: 46/42 | Teams: Houston, 2007-'09 |

TRANSACTIONS: Signed by the Houston Texans as an undrafted free agent on June 4, 2009... waived by the Texans on September 5, 2009... Signed to the Texans practice squad on September 6, 2009... Released from the Texans practice squad on September 22, 2009... Signed to the New Orleans Saints practice squad on November 4, 2009... Signed to the Texans active roster on November 26, 2009.

PRO: Quick twitch corner that has shown good speed...was signed to the Texans active roster on November 26, 2009.

2009 (Houston 0/0): Signed to the Texans active roster on November 26...was signed off the Saints practice squad...was inactive vs. Indianapolis (11/29), at Jacksonville (12/6), vs. Seattle (12/13) at St. Louis (12/20), at Miami (12/27) and vs. New England (1/3).

COLLEGE: Played in 48 games at Ohio and totaled 150 career tackles and five interceptions...played in all 12 games as a senior in 2008 and finished the year with 45 tackles, including 31 solos, and had two interceptions and one forced fumble...played in 12 games as a junior in 2007 and recorded 30 solo and 19 assisted tackles with one tackle for a loss, two interceptions, seven passes defended and one forced fumble...returned seven punts for a total of 17 yards...played in all 14 games as a sophomore, starting the last 10...made 44 tackles, including two for loss, and recorded 16 passes defended and one interception...appeared in 10 games as a true freshman

in 2005, starting two, and ended the season with 17 total tackles, two sacks and three pass break-ups...recorded two sacks had two kick returns for 32 yards on the season

PERSONAL: Picked off five passes and returned a fumble 40 yards for a score at Fork Union Military Academy in 2004...named second team all-state at Monacan High School, where he broke the single-season rushing record, gaining 1,600 yards...also lettered in track and field and basketball.



Parson's 2009 Statistics

Date, Opp	GP	GS	TACKLES					INTERCEPTIONS					FUMBLES			
			Tot	Solo	Asst	Sk	Yds	No	Yds	Lg	TD	PD	FF	FR	Yds	TD
11/29 vs. IND	INACTIVE															
12/6 @ JAX	INACTIVE															
12/13 vs. SEA	INACTIVE															
12/20 @ STL	INACTIVE															
12/27 @ MIA	INACTIVE															
1/3/10 vs. NE	INACTIVE															
Totals	0	0	0	0	0	0.0	0	0	0	0	0	0	0	0	0	0



HOUSTONTEXANS.COM

31

Bernard POLLARD

STRONG SAFETY

Height: 6-1 | Weight: 228 | College: Purdue |
 Hometown: Fort Wayne, Indiana | 5th NFL Season |
 2nd with Texans | Age as of Kickoff Weekend 2010: 25 |
 Acquired: FA-'09 | 2009 GP/GS: 13/13 |
 Career GP/GS: 61/44 | Teams: Kansas City, 2006-08; Houston,
 2009 |

TRANSACTIONS: Selected by Kansas City Chiefs in the second round (54th overall) of the 2006 NFL Draft...Signed with Chiefs on July 21, 2006...Released by Chiefs on September 5, 2009...Signed with Houston Texans on September 24, 2009.

HONORS: 2006 AFC Special Teams Player of the Week (Week 17).

PRO: Hard-hitting veteran safety who joined the Texans shortly after the start of the 2009 season...started 44 games over the previous two plus NFL seasons...has recorded 289 career tackles, including 234 solos, with threesacks, seven interceptions, 16 passes defended, five forced fumbles and seven fumble recoveries...was Kansas City's leading tackler with a career-high 98 stops in 2008...started 31 games over the past two seasons...has also been a valuable contributor on special teams, owning three career blocked punts...converted one of those blocks into a touchdown and another into a safety...has added 16 special teams tackles and a forced fumble on special teams...has also played in one postseason game.

2009 (Houston 13/13): Was inactive vs. Jacksonville (9/27) after signing with Texans during the week (9/24)...made his first start and debut for the Texans at strong safety where he made five tackles (four solo) vs. Oakland (10/4)...in his second game as a Texan, led the team in tackles with eight (six solo) at Arizona (10/11)...made six tackles (four solo) and recovered a fumble at Cincinnati (10/18)...made four tackles (three solo) vs. San Francisco (10/25)...made seven tackles (four solo) in Texans win at Buffalo (11/1)...set career-highs with 12 tackles (nine solo) and two interceptions to go along with three passes de-

fensed at Indianapolis (11/8)...made eight tackles (seven solo) including one for a loss vs. Tennessee (11/23), when he also had a pass defended and recovered a fumble...made ten tackles (eight solo) vs. Indianapolis (11/29)...led the team with a game-high 11 tackles (10 solo) at Jacksonville (12/6)...made six tackles (five solo) including one for a loss as well as intercepting his third pass of the season and returning it 70 yards for his first career touchdown vs. Seattle (12/13)...had a team leading 11 tackles (11 solo) at St. Louis (12/20) while combining with rookie LB Brian Cushing on a sack of Rams QB Keith Null for a loss of five yards...made seven tackles (six solo), sacked QB Chad Henne for a loss of seven yards and had a pass defended at Miami (12/27)...made six tackles (5 solo), intercepted one pass and recovered a fumble in the endzone for a touchdown vs. New England (1-3-10).



HOUSTONTEXANS.COM

POLLARD, BERNARD

2008 (Kansas City 16/16): Started all 16 games at SS and led the team with a career-high 98 tackles (84 solo) with one for loss, an interception, four passes defended, two forced fumbles and three fumble recoveries...three defensive fumble recoveries tied for fourth in the NFL...collected seven tackles at New England (9/7)...produced six tackles, forced a fumble and recovered a career-high two fumbles vs. Oakland (9/14)...posted seven tackles and a pass defended at the New York Jets (10/26)...tied a career high with 10 tackles and intercepted a pass in the end zone at San Diego (11/9)...tied a career high with 10 tackles and forced a fumble vs. Buffalo (11/23)...accumulated seven tackles at Denver (12/7)...compiled five tackles, one pass defended and recovered a fumble vs. San Diego (12/14)...tied a career high with 10 tackles vs. Miami (12/21).

2007 (Kansas City 16/15): Saw action in 16 games with 15 starts at SS...led the defensive backs with 91 tackles (78 solo)...also registered a sack for minus-five yards, two interceptions, nine passes defended and one forced fumble...added one special teams tackle and a blocked punt...recorded seven tackles and forced a fumble at Chicago (9/16)...registered seven tackles and a sack vs. Jacksonville (10/7)...produced five tackles and intercepted his first NFL pass vs. Cincinnati (10/14)...blocked a punt out of the end zone for a safety vs. Denver (11/11), his third career blocked punt...compiled seven tackles and a pass defended in a reserve role at Indianapolis (11/18)...tallied a career-high 10 tackles at Denver (12/9)...amassed eight tackles, a pass defended and an interception at Detroit (12/23)...registered nine tackles at the New York Jets (12/30).

2006 (Kansas City 16/0): Played in 16 contests on special teams and 10 games on defense...had two passes defended, 15 special teams stops, two blocked punts and a forced fumble on special teams...blocked a punt at Arizona (10/8)...contributed three special teams stops and forced a fumble on a punt return at Pittsburgh (10/15)...

returned a kickoff for no gain and recovered a fumble on a kickoff return at Cleveland (12/3)...partially blocked a punt at San Diego (12/17)...made an acrobatic block of a punt with his back to the ball vs. Jacksonville (12/31 and recovered the ball in the end zone for a touchdown, earning AFC Special Teams Player of the Week honors for his efforts...had a special teams tackle in an AFC Wild Card Game at Indianapolis (1/6/07).

COLLEGE: Played in 36 games with 35 starts at Purdue...recorded 254 tackles (164 solo), eight tackles for loss, a sack for minus-three yards, four interceptions for 19 yards, two fumble recoveries and two forced fumbles...set a school record with five blocked kicks...started all 11 games at SS as a junior in 2005 and recorded 92 tackles (64 solo), 1.5 tackles for loss, three interceptions, three passes defended and a fumble recovery...opened all 12 games at SS in 2004 as a sophomore...led the club with a career-high 96 tackles (58 solo)...added three tackles for loss, a sack for minus-three yards, an interception, five passes defended and two forced fumbles...also blocked four kicks, setting a single-season school record...earned second-team All-Big Ten honors ... Saw action in 13 games with 12 starts as a true freshman in 2003 and earned second-team All-Big 10 honors from The Sporting News...majored in Sociology at Purdue.

PERSONAL: Selected first-team All-Indiana as a senior at South Side High School in Ft. Wayne...had 111 tackles, two interceptions and 13 forced fumbles...also caught 14 passes for 173 yards with two touchdowns as a senior...also participated in basketball and track...established the "Pollard's Helping Hands Foundation," focusing on feeding the hungry of the urban core...served as a spokesperson for the annual "Hooked on Books" campaign, sponsored by the Junior League of Kansas City...born Bernard Karmell Pollard...he and his wife, Meghan, have a son, Jaylen.

POLLARD, BERNARD

Pollard's 2009 Season Statistics

Date, Opp	TACKLES							INTERCEPTIONS					FUMBLES			
	GP	GS	Tot	Solo	Asst	Sk	Yds	No	Yds	Lg	TD	PD	FF	FR	Yds	TD
9/13 vs. NYJ	NOT WITH TEAM															
9/20 @ TEN	NOT WITH TEAM															
9/27 vs. JAX	INACTIVE															
10/4 vs. OAK	1	1	5	4	1	0.0	0	0	0	0	0	0	0	0	0	0
10/11 @ ARI	1	1	8	6	2	0.0	0	0	0	0	0	0	0	0	0	0
10/18 @ CIN	1	1	6	4	2	0.0	0	0	0	0	0	0	0	1	0	0
10/25 vs. SF	1	1	6	6	0	0.0	0	0	0	0	0	0	0	0	0	0
11/1 @ BUF	1	1	7	4	3	0.0	0	0	0	0	0	0	0	0	0	0
11/8 @ IND	1	1	12	9	3	0.0	0	2	36	36	0	3	0	0	0	0
11/23 vs. TEN	1	1	8	7	1	0.0	0	0	0	0	0	1	0	1	0	0
11/29 vs. IND	1	1	10	8	2	0.0	0	0	0	0	0	0	0	0	0	0
12/6 @ JAX	1	1	11	10	1	0.0	0	0	0	0	0	0	0	0	0	0
12/13 vs. SEA	1	1	6	5	1	0.0	0	1	70	70t	1	1	0	0	0	0
12/20 @ STL	1	1	11	11	0	0.5	2.5	0	0	0	0	0	0	0	0	0
12/27 @ MIA	1	1	7	6	1	1.0	7	0	0	0	0	1	0	0	0	0
1/3/10 vs. NE	1	1	6	5	1	0.0	0	1	15	15	0	1	0	1	0	1
2009 Totals	13	13	101	82	19	1.5	9.5	4	121	70t	1	7	0	3	0	1

Pollard's Career Statistics

Year	Team	TACKLES							INTERCEPTIONS					FUMBLES			
		GP	GS	Tot	Solo	Asst	Sk	Yds	No	Yds	Lg	TD	PD	FF	FR	Yds	TD
2006	KC	16	0	1	1	0	0.0	0	0	0	-	0	1	1	1	0	0
2007	KC	16	15	89	73	16	1.0	5	2	23	21	0	7	1	0	0	0
2008	KC	16	16	98	78	20	0.0	0	1	0	-	0	1	3	3	0	0
2009	Hou	13	13	101	82	19	1.5	9.5	4	121	70t	1	7	0	3	0	1
NFL Totals		61	44	289	234	55	2.5	14.5	7	144	70t	1	16	5	7	0	1

Single Game Highs

Tackles

12 @ Indianapolis (11-8-09)

11 @ St. Louis (12-20-09)

10 vs. Miami (12-21-08)

10 vs. Buffalo (11-23-08)

10 at San Diego (11-9-08)

10 at Denver (12-9-07)

Sacks

1.0 vs. Jacksonville (10-7-07) D. Garrard

0.5 @ St. Louis (12-20-09) K. Null

Interceptions

2 @ Indianapolis (11-8-09)

1, five times, last vs. New England (1-3-10)

Interception Return Yards

70 vs. Seattle (12-13-09)

36 @ Indianapolis (11-8-09)

21 vs. Cincinnati (10-14-07)

Long Interception Return

70t vs. Seattle (12-13-09)

36 @ Indianapolis (11-8-09)

21 vs. Cincinnati (10-14-07)

Passes Defensed

3 @ Indianapolis (11-8-09)

1, 17 times, last vs. New England (1-13-10)

Fumble Recoveries

2 vs. Oakland (9-14-08)

1 vs. New England (1-3-10), TD

Forced Fumbles

1 at Chicago (9-16-07)

1 vs. Oakland (9-14-08)

1 vs. Buffalo (11-23-08)

Touchdowns

1 vs. New England (1-3-10) fumble recovery

1 vs. Seattle (12-13-09) interception

1 vs. Jacksonville (12-31-06) blocked punt

Blocked Punts

1 vs. Denver (11-11-07)

1 vs. Jacksonville (12-31-06)

1 at Arizona (10-8-06)

Additional Statistics

Special Teams Tackles: 16 total: 2006 – 15, 2007 – 1.



29 Glover QUIN

CORNERBACK



Height: 6-0 | Weight: 203 | College: New Mexico |
Hometown: Summitt, Mississippi | 2nd NFL Season |
2nd with Texans | Age as of Kickoff Weekend 2010: 24 |
Acquired: D4-'09 (112th overall) | 2009 GP/GS: 15/12 |
Career GP/GS: 15/12 | Teams: Houston, 2009 |

TRANSACTIONS: Selected by Houston Texans in the fourth round (112th pick overall) of the 2009 NFL Draft.

PRO: Young corner looking to make an impact as a rookie...looks to get time as the team's nickel corner.

2009 (Houston 15/12): Made his NFL debut vs. the New York Jets (9/13) as the nickel corner and recorded four tackles, including three solos, and had one tackle on special teams...had one tackle at cornerback and one on special teams at Tennessee (9/20)...made three tackles (two solo) and one special teams tackle vs. Jacksonville (9/27)...made his first NFL start vs. Oakland (10/4) and responded with five tackles (four solo) including two tackles for a loss...made four solo tackles and a pass defended at Arizona (10/11)...made three tackles (two solo) and had a pass defended at Cincinnati (10/18)...made one solo tackle and had a pass defended vs. San Francisco (10/25)...made seven tackles (five solo) in Texans win at Buffalo (11/1)...made his sixth consecutive start at cornerback and made six solo tackles and had four passes defended at Indianapolis (11/8)...made four solo tackles and had two passes defended vs. Tennessee (11/23)...made four tackles (two solo) vs. Indianapolis (11/29)...inactive at Jacksonville (12/6)...returned to the lineup and made eight tackles (seven solo) including one for a loss vs. Seattle (12/13)...made three solo tackles at St. Louis (12/20)...made four solo tackles at Miami (12/27)...tied for the team lead with seven tackles (six solo) and had two passes defended vs. New England (1/3).

COLLEGE: Played in 36 career games (34 starts)...earned consensus first team all-MWC honors in 2008 after being an Honorable Mention pick his

first two years...named 2007 1st team all-MWC selection...helped lead the Lobos pass defense to a No. 20 national ranking in 2007...finished his career with 156 tackles, a school record 32 pass break-ups and seven interceptions...graduated with a degree in Business Administration in December of 2008.

PERSONAL: Attended North Pike HS in Summitt (Miss.)...four-year letterman in football and basketball, and was the Jaguar's team MVP in both sports as a senior...totaled 2,552 rushing yards, 224 tackles and 13 interceptions in his prep career...played for head coach Adam Barron...received the U.S. Army Scholar-Athlete Award.



HOUSTONTEXANS.COM

QUIN, GLOVER

Quin's 2009 Statistics

Date, Opp	GP	GS	TACKLES						Yds	INTERCEPTIONS					FUMBLES			
			Tot	Solo	Asst	Sk	No	Yds		Lg	TD	PD	FF	FR	Yds	TD		
9/13 vs. NYJ	1	0	4	3	1	0.0	0	0	0	0	0	0	0	0	0	0	0	0
9/20 @ TEN	1	0	1	1	0	0.0	0	0	0	0	0	0	0	0	0	0	0	0
9/27 vs. JAX	1	0	3	2	1	0.0	0	0	0	0	0	0	0	0	0	0	0	0
10/4 vs. OAK	1	1	5	4	1	0.0	0	0	0	0	0	0	0	0	0	0	0	0
10/11 @ ARI	1	1	4	4	0	0.0	0	0	0	0	0	0	1	0	0	0	0	0
10/18 @ CIN	1	1	3	2	1	0.0	0	0	0	0	0	0	1	0	0	0	0	0
10/25 vs. SF	1	1	1	1	0	0.0	0	0	0	0	0	0	1	0	0	0	0	0
11/1 @ BUF	1	1	7	5	2	0.0	0	0	0	0	0	0	0	0	0	0	0	0
11/8 @ IND	1	1	6	6	0	0.0	0	0	0	0	0	0	4	0	0	0	0	0
11/23 vs. TEN	1	1	4	4	0	0.0	0	0	0	0	0	0	2	0	0	0	0	0
11/29 vs. IND	1	1	4	2	2	0.0	0	0	0	0	0	0	0	0	0	0	0	0
12/6 @ JAX	INACTIVE																	
12/13 vs. SEA	1	1	8	7	1	0.0	0	0	0	0	0	0	0	0	0	0	0	0
12/20 @ STL	1	1	3	3	0	0.0	0	0	0	0	0	0	0	0	0	0	0	0
12/27 @ MIA	1	1	4	4	0	0.0	0	0	0	0	0	0	0	0	0	0	0	0
1/3/10 vs. NE	1	1	7	6	1	0.0	0	0	0	0	0	0	2	0	0	0	0	0
Totals	15	12	64	54	10	0.0	0	0	0	0	0	0	11	0	0	0	0	0

Single Game Highs

Tackles

8 vs. Seattle (12-13-09)
 7 vs. New England (1-3-10)
 7 @ Buffalo (11-1-09)
 6 @ Indianapolis (11-8-09)
 5 vs. Oakland (10-4-09)

Passes Defensed

4 @ Indianapolis (11-8-09)
 2 vs. New England (1-3-10)
 2 vs. Tennessee (11-23-09)
 1 @ Cincinnati (10-18-09)
 1 @ Arizona (10-11-09)


Additional Statistics

Special Teams Tackles: 4 total; 2009 – 4.

4

Neil RACKERS

KICKER



Height: 6-1 | **Weight:** 210 | **College:** Illinois |
Hometown: St. Louis, Missouri | **11th NFL Season** |
1st with Texans | **Age as of Kickoff Weekend 2010:** 34 |
Acquired: UFA- '10 (Arizona) | **2009 GP/GS:** 8/8 |
Career GP/GS: 82/73 | **Teams:** Cincinnati, 2000-02; Arizona, 2003-09 |

TRANSACTIONS: Selected by the Cincinnati Bengals in the sixth round (169th overall) of the 2000 NFL Draft...released by Bengals on Sept. 1, 2003, in their final roster cut...signed by the Cardinals on Nov. 11, 2003...signed a four-year contract extension with Cardinals on Nov. 8, 2005...signed by the Houston Texans on April 7, 2010.

HONORS: 2005 Pro Bowler...2005 Associated Press first-team All-Pro.

PRO: In 10 NFL seasons, has made 205 of 262 career field goal attempts (78.2 percent)...has converted 290 of 295 career extra points attempts (98.3 percent), giving him 905 total career points...set an NFL record for most field goals made in a season in 2005, when he went 40-of-42 (95.2 percent) with the Arizona Cardinals.

2009 (Arizona 14/0): Played in 14 regular season games and both postseason contests, missing two games with a right groin injury...his 94.1 FG percentage (16-17) was the best in the NFL (minimum 10 attempts) in 2009 and second-best in franchise history behind his own mark of .952, set in 2005 (40-42 FGs)...selected as an alternate for the Pro Bowl...connected on all three FG attempts in season opener vs. San Francisco (9/13)...connected on all four PATs at Jacksonville (9/20)...gave him 184 PATs in his Cardinals career to move past Neil O'Donoghue (181, 1980-85) for the second most in franchise history behind Jim Bakken (534 PATs from 1962-78)...connected on both FG attempts and recorded two touchbacks while converting a pooch kick that was recovered by Greg Toler at the Seattle 23-yard line in the first quarter at Seattle (10/18)...three plays later, Arizona scored to go up 14-0...connected on only FG attempt from 30 yards and recorded two touchbacks at New York Giants

(10/25), marking his sixth straight game with at least one touchback...registered one special teams tackle vs. Carolina (11/1)...connected on both FG attempts and all five extra points (one shy of career-high) at Chicago (11/8)...tied season-high with two touchbacks and connected on 200th career FG vs. Seattle (11/15)...tied a season-high by making all three FG attempts vs. Minnesota (12/6)...surpassed 900 career points...despite battling a right groin injury, recorded his longest FG of the season (48 yards) and had only extra point attempt blocked at San Francisco (12/14)...connected on 12 consecutive FGs, the third-longest streak in franchise history...owns the three longest streaks in franchise history (31-2005, 15-2008)...inactive (right groin) at Detroit (12/20), which snapped a 69 consecutive games played streak and marked only the second game missed of his career (12/4/05 at San Francisco, calf injury)...inactive (right groin) vs. St. Louis (12/27), which marked first time in his career he was inactive for two straight games...in first game back, connected on only extra point attempt in the regular season finale vs. Green Bay (1/3/10)...set a postseason career-high with six PATs and tied postseason career-high with three touchbacks while connecting on 23-yard FG, but missed a 34-yard FG that would have won the game with seconds remaining in regulation vs. Green Bay (1/10/10)...connected on both PATs but missed only FG attempt from 50 yards at New Orleans (1/16/10).

2008 (Arizona 16/0): For the third year in a row and for the sixth time in his career, kicked in all 16 regular season games and all four postseason contests...connected on three of four FGs and two extra points in season opener at San Francisco (9/7), giving him 506 points for his Cardinals career and making him only the second player



HOUSTONTEXANS.COM

RACKERS, NEIL

in team history to reach 500+ career points (Jim Bakken, 1,380)...also made one special teams tackle while also trying a pooch kick in which S Matt Ware recovered, leading to a Tim Hightower TD...converted one of two onside kicks while only FG attempt was blocked at the New York Jets (9/28)...marked his fifth straight converted onside kick dating back to 2006 and resulted in a Cardinals TD drive to pull within 13 points late in the third quarter...was third blocked FG of career with the other two coming in 2002 as a rookie for Cincinnati...recorded a season-high two special teams tackles vs. Buffalo (10/5)...put Arizona up 24-14 with 3:17 left in the fourth quarter by connecting from 41 yards out vs. Dallas (10/12)...connected on all four FG attempts including a season long of 54 yards at Seattle (11/16)...marked 19th career FG from 50+ yards and 16th as a Cardinal...connected on three of four FGs, failed on two onside kick attempts and made two extra points while a third was aborted due to a failed hold vs. the New York Giants (11/23)...only missed FG was a 68-yard free kick after a fair catch with five seconds left in the first half, which snapped his consecutive FGs streak that dated back to 9/28/08 at 15...that marked the end of the second longest streak in franchise history, trailing only his 2005 mark of 31...made both extra point attempts at Philadelphia (11/27)...marked first game he did not attempt a FG since 10/29/06 at Green Bay...registered one special teams tackle and connected on both FG attempts as well as all four extra points in first game with new holder Ben Graham vs. St. Louis (12/7)...did not attempt a FG vs. Minnesota (12/14) or at New England (12/21), marking only the second time in his career (12/16/01 at New York Jets—12/23/01 at Baltimore) he did not attempt a FG in two consecutive games...tied season-high with two special teams tackles and converted both FG attempts vs. Sea (12/28)...connected on 22 straight traditional FG attempts and 22 of last 23 overall, with the only miss being the 68-yard fair-catch kick right before halftime vs. New York Giants in Week 12...in first-career playoff game, recorded three touchbacks on five kickoffs and

one special teams tackle while missing only FG attempt from 51 yards vs. Atlanta (1/3/09)...recorded a new franchise postseason record for FGs in a game with four including connecting on a 49 yarder, the longest FG in Cardinals postseason history, at Carolina (1/10/09)...his 15 points scored were second in franchise postseason history...tied his franchise postseason long by connecting from 49 yards out vs. Philadelphia (1/18/09).

2007 (Arizona 16/0): Served as one of five team captains and recorded 110 points in 2007 and moved into second place on the franchise career points list with 495 points...was perfect on three onside kick attempts, giving him four consecutive successful conversions dating back to 2006...nailed the game winning FG from 42 yards out with one second left, as well as connecting from 28 and 52 yards (16th career of 50+ yards) while missing from 52 yards before the half in the home opener vs. Seattle (9/16)...recorded fourth game-winning FG of career, first as a Cardinal...recorded a successful onside kick at Baltimore (9/23), which gave Rackers his second consecutive successful onside kick attempt...the last onside kick he attempted was at Minnesota (11/26/06)...made all four extra points, registered one touchback and made two-of-three FG attempts including one from 50 yards at St. Louis (10/7)...the 32-yard FG was his 200th career FG attempt...converted one of two extra points with one being blocked and missed game-winning 55-yard FG wide left with one second remaining after recording his second consecutive successful onside kick of the season recovered by Jerheme Urban at Washington (10/21)...made all four extra points and recorded a touchback while connecting on a 19-yard FG at the end of regulation to send the game into overtime only to miss from 32 yards in OT vs. San Francisco (11/25)...converted and recovered his fourth consecutive onside kick in a row (fifth as a Cardinal) and missed only FG attempt of the day from 50 yards while connecting on all three extra points at Seattle (12/9)...converted all three FG tries, including a 29-yarder with time expiring to send the

RACKERS, NEIL

game into overtime and then a 31-yarder in extra time vs. Atlanta (12/23) for the fifth game-winning kick of his career and second as a Cardinal.

2006 (Arizona 16/0): Had his second consecutive 100-point season, totaling 116 points with 17 touchbacks while appearing in all 16 games...connected on a 29-yard FG in the first quarter and converted the extra point following Adrian Wilson's franchise record 99-yard interception return for a TD to temporarily give the Cardinals the lead in the second quarter at Atlanta (10/1)...connected on two-of-two extra point attempts and on FGs of 41 and 45 yards vs. Kansas City (10/8)...41-yard FG in the second quarter gave him his 500th career point...connected on FGs of 21 and 50 yards (missing from 41 yards), was two-of-two on extra point attempts and converted a perfect onside kick in the final minute of the game to give the Cardinals a shot at a last second win at Minnesota (11/26)...turned in his best performance of the season, connecting on field goals of 25, 39, 37 and 32 yards while converting two extra points at San Francisco (12/24).

2005 (Arizona 15/0): Set a new NFL record for field goals in a season, connecting on 40-of-42 FGs, and was named to his first career Pro Bowl...scored all 12 Cardinals points in the home opener vs. St. Louis (9/18), connecting on FGs from 29, 26, 48 and 35 yards out...hit the end zone on all five kickoffs, recording touchbacks on four...recorded the Cardinals' only points for the second week in a row with 12 points at Seattle (9/25)...connected on two FGs from 50 or more yards, giving him 10 career field goals of 50 or more yards, and recorded three touchbacks...extended his consecutive FG streak to 16 hitting six-of-six attempts for a new single-game career-high and hit the end zone on nine kickoffs, recording touchbacks on seven vs. San Francisco (10/2)...connected on the game-deciding FG, which gave the Cardinals a 13-10 lead vs. Tennessee (10/23)...connected on his 11th-career FG from beyond 50 yards and his 22nd consecutive field goal of the

season after hitting from 52 and 47 yards at Dallas (10/30)...connected on four FGs vs. Seattle (11/6) to increase his record to 26 consecutive attempts made...hit the 12th 50+ yard FG of his career and set the new franchise mark for FGs over 40 yards in a season connecting on his 13th...connected on FGs of 51 and 28 yards at Detroit (11/13) to extend his consecutive streak to 28...also made two crucial tackles on kickoff returns...set the franchise record for FGs in a season with his 31st FG of the year at St. Louis (11/20)...ended his streak of consecutive FGs when his first attempt of the day, a 43-yarder, went wide left, but connected on a 42-yarder later in the day vs. Jacksonville (11/27)...suffered a torn calf muscle in his left leg in practice on 12/1 and was deactivated for the game at San Francisco (12/4)...set the NFL record for FGs in a season, hitting numbers 39 and 40 to tie and break the record at Indianapolis (1/1)...tied the record with a 28-yarder in the second quarter and broke the record with a 42 yarder in the fourth quarter...scored 11 points for the NFC in the Pro Bowl, leading the conference to a win.

2004 (Arizona 16/0): Re-wrote the Cardinals record books by kicking 23 touchbacks in 2004, the most in team history...missed only three attempts from inside of 50 yards and nailed five from beyond 50 yards, including three in one game (vs. Seattle 10/24)...kicked a league-long 57-yarder against Denver in the preseason...hit two FGs from beyond 50 yards vs. New England (9/19), nailed attempts from 51 and 52 yards but came up short on a 58-yard attempt that was deflected...scored the only points of the day for the Cardinals on a 30-yard FG at Atlanta (9/26)...tied the NFL record for most 50+ yard FGs in a game with three vs. Seattle (10/24), connected on attempts from 55, 55, and 50 yards out...entering the season, had attempted five field goals of 50+ yards and connected on only three of them...named NFC Special Teams Player of the Week for his performance...connected on two-of-three FGs vs. San Francisco (12/12) and posted four kickoffs for touchbacks to tie the individual record of 17 set by Joe Nedney

RACKERS, NEIL

in 1997...scored all 12 Cardinals points and set a then career-high in FGs made and attempted, connecting on four-of-six attempts in the season finale vs. Tampa Bay (1/2), connected from 40, 45, 39 and 31 yards out while missing attempts of 35 (WL) and 47(WL).

2003 (Arizona 7/0): Joined the Cardinals in mid-season and handled kicking duties for final seven contests...made nine-of-12 FG tries and was perfect on eight PATs, combining for 35 points...saw first action in Cardinal uniform at Cleveland (11/16) and connected on 42-yard FG in second quarter...added 26-yarder in third period for Cards only points...remained perfect as a Cardinal with FGs of 22 and 27 yards and three PAT conversions in addition to his first touchback on kickoff vs. St. Louis (11/23)...saw 35-yard try in fourth quarter sail wide right in bid to tie game vs. Carolina (12/14), atoned with 44-yarder for the tie with 1:09 left in regulation and sailed ensuing kickoff three yards deep into end zone for touchback...in season finale vs. Minnesota (12/28), converted first-half FGs from 22 and 26 yards...after Cards pulled within 17-12 with two minutes left in game, completed a successful onside kick recovered by Damien Anderson...ensuing possession resulted in game-winning touchdown and 18-17 victory.

2002 (Cincinnati 16/0): Accounted for 75 points on 15 FGs (18 attempts, 83.3 percent) and 30 PATs (32 attempts) for the Bengals...made 12 of his final 13 FGs, with only a missed 52-yarder preventing him from tying a Cincinnati record of 13 consecutive successful FGs...was a perfect 13-for-13 from inside 45 yards...converted attempts from 21 and 54 yards in season opener vs. San Diego (9/8), the latter a then career-best...made three FGs from 51, 18, and 25 yards vs. Jacksonville (12/15).

2001 (Cincinnati 16/0): Connected on 17-of-28 FG tries and 23-of-24 PATs for 74 points...made eight of last 10 FGs, including game winners in final two contests...Bengals recovered both of his onside kick attempts, tied for league-best...won train-

ing camp competition with former Dallas Cowboy and Carolina Panther kicker Richie Cunningham...made 52-yarder at Jacksonville (11/11)...came through from 36, 47 and 33 yards in season opening win vs. New England (9/9) as five of his six kickoffs reached the end zone, four for touchbacks...had a trying game vs. Pittsburgh (12/30) with missed FGs from 32 and 28 yards and missed PAT with game tied at 23-23...made 34-yarder earlier in game, and atoned with 31-yarder 4:08 into overtime for the victory.

2000 (Cincinnati 16/0): Rookie season produced 12 FGs in 21 attempts and 21 PATs for 57 points with the Bengals...opened season with three misses, including one FG try blocked...good from 23, 38 and 34 yards vs. Miami (10/1)...took pitch from holder Daniel Pope on fake FG try and tackled for five-yard loss at Pittsburgh (10/15)...converted season-long 45-yarder at Tennessee (12/10)...capped rookie season with game-winner from 27 yards out as time expired in season finale win vs. Jacksonville (12/17).

COLLEGE: Set Illinois season scoring mark with 110 points as senior in 1999...connected on 20-of-25 FG tries and all 35 extra points...over one half (56.7 percent) of his kickoffs were touchbacks (38-of-67).

PERSONAL: Full name Neil William Rackers...earned 11 varsity letters in baseball, soccer and football at Aquinas-Mercy (St. Louis, Mo.) High School...earned all-conference honors in all three sports...posted batting averages of .480 and .420 as prep junior/senior, led school to consecutive state titles in soccer...owns degree in speech communications from Illinois...married, he and his wife Rachel have a son Jacob and a daughter Anabel.



RACKERS, NEIL

Rackers' Career Statistics

						SCORING						
Year	Team	GP	FG	FGA	Pct	Lg	Blk	XP	XPA	Pct	Blk	Points
2000	Cin	16	12	21	57.1	45	2	21	21	100.0	0	57
2001	Cin	16	17	28	60.7	52	0	23	24	95.8	0	74
2002	Cin	16	15	18	83.3	54	0	30	32	93.8	1	75
2003	Ari	7	9	12	75.0	49	0	8	8	100.0	0	35
2004	Ari	16	22	29	75.9	55	0	28	28	100.0	0	94
2005	Ari	15	40	42	95.2	54	0	20	20	100.0	0	140
2006	Ari	16	28	37	75.7	50	0	32	32	100.0	0	116
2007	Ari	16	21	30	70.0	52	1	47	48	97.9	1	110
2008	Ari	16	25	28	89.3	54	1	44	44	100.0	0	119
2009	Ari	14	16	17	94.1	48	0	37	38	97.4	1	85
NFL totals		148	205	262	78.2	57	4	290	295	98.3	3	905

Single Game Highs

Points

19 vs. San Francisco (10-2-05)

14 @ San Francisco (12-24-06)

14 @ Seattle (11-16-08)

Field Goals

6 vs. San Francisco (10-2-05)

4, six times, most recent:

4 @ Seattle (11-16-08)

Long

55 vs. Seattle (10-24-04)

54 @ Seattle (11-16-08)

54 @ Seattle (9-25-05)

54 vs. San Diego (9-8-02)

Additional Statistics:

Rushing:

1 for -5 yards @ Pittsburgh (10-15-00)

Punting:

1 for 32 yards vs. Tennessee (11-18-01)

1 for 19 yards @ Pittsburgh (11-24-02)

1 for -2 yards @ Cleveland (9-15-02)

Tackles:

Tackles: 37 total; 2000 – 2, 2001 – 1, 2002 – 4, 2004 – 4, 2005 – 2, 2006 – 5, 2007 – 4, 2008 – 8, 2009 – 7.

35 Jacques REEVES

CORNERBACK



Height: 5-11 | **Weight:** 188 | **College:** Purdue |
Hometown: Lancaster, Texas | **7th NFL Season** |
3rd with Texans | **Age as of Kickoff Weekend 2010:** 27 |
Acquired: UFA-'08 (Dallas) | **2009 GP/GS:** 12/3 |
Career GP/GS: 88/33 | **Teams:** Dallas, 2004-07; Houston, 2008-09 |

TRANSACTIONS: Selected by Dallas Cowboys in seventh round (223rd Overall) of 2004 NFL Draft...Signed by Cowboys on July 27, 2004... Re-signed with Cowboys on March 20, 2006... Re-signed with Cowboys on April 22, 2006... Signed by Houston Texans on March 1, 2008.

PRO: Fleet-footed veteran corner who enters his second season with the Texans...has appeared in 88 career games with 33 starts in five-plus seasons...turned in the best season of his career in 2008, picking off a career-high four passes, scoring the first touchdown of his career and batting down a career-best 19 passes...career defensive totals include 164 tackles, 146 solo tackles, six interceptions, 45 passes defended, two forced fumbles and three fumble recoveries...has also scored one touchdown...returned 13 career kickoffs, all as a rookie, for 199 yards with a long return of 27 yards.

2009 (Houston 12/3): Inactive for the season opener vs. the New York Jets (9/13), at Tennessee (9/20) and vs. Jacksonville (9/27) recovering from a fractured fibula...inactive vs. Oakland (10/4) due to a dislocated finger...played in his first game of 2009 and had two passes defended and one solo tackle at Arizona (10/11)... had one pass defended at Cincinnati (10/18)...was second on the team in tackles with seven (six solo) vs San Francisco (10/25)...had two passes defended and his first interception of the season, with 1 solo tackle and two special teams tackles in Texans win at Buffalo (11/1)...made his first start of the season at Indianapolis (11/8) and responded with five tackles (three solo)...assisted on one tackle while playing cornerback vs. Tennessee (11/23)...made three solo tackles vs. Indianapolis (11/29)...started and registered four tackles (three solo) and one pass defended

at Jacksonville (12/6)...made one solo tackle vs. Seattle (12/13)...had one pass defended at St. Louis (12/20)...made three solo tackles at Miami (12/27)...made two solo tackles vs. New England (1/3).

2008 (Houston 16/16): Started all 16 games for the first time in his career...was the only Texans defensive back to start every game...posted 50 total tackles and led the team with a career-high four interceptions, one returned for a touchdown...also had a team-best 19 passes defended...four interceptions were tied for the second-most by an AFC corner in 2008...intercepted his first pass of the season on the Titans first offensive play and returned it for 33 yards to set up a K Kris Brown field goal at Tennessee (9/21)...returned an interception 44 yards for a touchdown in the first quarter at Minnesota (11/2) for his first career TD...registered his first forced fumble of the season at Cleveland (11/23) when he jarred the ball out of Cleveland RB Jamal Lewis' arms on the Browns' opening drive...also recorded his third interception of the season when he picked off a pass by Cleveland QB Derek Anderson in the fourth quarter...finished that game with five solo tackles...matched his career high with six solo tackles and an interception that he returned 13 yards on Monday Night Football vs. Jacksonville (12/1).

2007 (Dallas 16/13): Became a full-time starter for the first time in his career, playing in 16 games with 13 starts...also saw action in his second career postseason contest...finished the year with a career-best 60 tackles, including 52 solos, and his first career interception...also forced a fumble and tied for third on the team with a career-high 12 passes defended...started the season opener vs. the New York Giants (9/9) and record-

REEVES, JACQUES

ed his first career interception, which he returned for 18 yards, and deflected two other pass attempts...recorded a career-high six tackles (five solos) and a pass defended at Chicago (9/23)...recorded six stops (five solos) and two passes defended vs. St. Louis (9/30)...recorded six tackles (five solos) at the New York Giants (11/11)...notched five tackles (four solos) vs. Washington (11/18)...recorded four solo tackles on Thanksgiving Day vs. Green Bay (11/29)...made five solo tackles in NFC Divisional Playoff game vs. New York Giants (1/13/08).

2006 (Dallas 13/0): Played in 13 regular season games and in the Cowboys' Wild Card Playoff loss at Seattle, which was his first career playoff game...finished sixth on the team with 13 special teams tackles...led the Cowboys with three special teams tackles on kickoff coverage at Tennessee (10/1)...forced a fumble on punt coverage at Carolina (10/29)...tied for the team lead with two special teams tackles on kickoff coverage in a win over previously undefeated Indianapolis (11/19)...dislocated his left elbow in the first quarter of the playoff-clinching win at Atlanta (12/16) and did not return.



2005 (Dallas 16/0): Finished with 11 tackles and four passes defended...also ranked seventh on the team with nine special teams stops and made the team's only fumble recovery on special teams...led the team with a career-high four special teams tackles at Oakland (10/2)...recovered a muffed punt at the Seahawks nine-yard line at Seattle (10/23)...saw action as the nickel corner at Philadelphia (11/14) and recorded two tackles and two passes defended...notched a season-high four tackles on defense and one special teams stop at Washington (12/18).

2004 (Dallas 15/1): Played in 15 games as a rookie, making 14 tackles, four pass deflections and a fumble recovery on defense...also made six tackles and 13 kickoff returns for 199 yards on special teams...made his first career start against the New York Giants (10/10) and tied for third on the team with five tackles...also broke up a pass and recovered a fumble...closed the season at the New York Giants (1/2/05) with a season-high three kickoff returns.

COLLEGE: Played in every game during his career at Purdue, making 140 tackles, 17 pass deflections, seven interceptions, four forced fumbles, two tackles for a loss and two fumble recoveries...made nine pass deflections, two interceptions, one sack and a career-high 64 tackles...became a full-time starter as a junior and tied for the team lead with three interceptions...also made 33 tackles, a forced fumble and a fumble recovery...also competed on the track team at Purdue as a sprinter, competing in the 60, 100 and 200 meters... criminal justice major.

PERSONAL: A native Texan...attended Lancaster (Texas) High School...made four interceptions as a senior, returning two for touchdowns, and five fumble recoveries...also competed as a sprinter on the track team.

REEVES, JACQUES

Reeves' 2009 Season Statistics

Date, Opp	GP	GS	TACKLES					Yds	INTERCEPTIONS					FUMBLES			
			Tot	Solo	Asst	Sk	No		Yds	Lg	TD	PD	FF	FR	Yds	TD	
9/13 vs. NYJ	INACTIVE																
9/20 at TEN	INACTIVE																
9/27 vs. JAX	INACTIVE																
10/4 vs. OAK	INACTIVE																
10/11 @ ARI	1	0	1	1	0	0.0	0	0	0	0	0	2	0	0	0	0	
10/18 @ CIN	1	0	0	0	0	0.0	0	0	0	0	0	1	0	0	0	0	
10/25 vs. SF	1	0	7	6	1	0.0	0	0	0	0	0	0	0	0	0	0	
11/1 @ BUF	1	0	1	1	0	0.0	0	1	19	19	0	2	0	0	0	0	
11/8 @ IND	1	1	5	3	2	0.0	0	0	0	0	0	0	0	0	0	0	
11/23 vs. TEN	1	0	1	0	1	0.0	0	0	0	0	0	0	0	0	0	0	
11/29 vs. IND	1	1	3	3	0	0.0	0	0	0	0	0	0	0	0	0	0	
12/6 @ JAX	1	1	4	3	1	0.0	0	0	0	0	0	1	0	0	0	0	
12/13 vs. SEA	1	0	1	1	0	0.0	0	0	0	0	0	0	0	0	0	0	
12/20 @ STL	1	0	0	0	0	0.0	0	0	0	0	0	1	0	0	0	0	
12/27 @ MIA	1	0	3	3	0	0.0	0	0	0	0	0	0	0	0	0	0	
1/3/10 vs. NE	1	0	2	2	0	0.0	0	0	0	0	0	0	0	0	0	0	
2009 Totals	12	3	28	23	5	0.0	0	1	19	19	0	7	0	0	0	0	

Reeves' Career Statistics

Year	Team	GP	GS	TACKLES					Yds	INTERCEPTIONS					FUMBLES			
				Tot	Solo	Asst	Sk	No		Yds	Lg	TD	PD	FF	FR	Yds	TD	
2004	Dal	15	1	14	14	0	0.0	0	0	0	0	0	2	0	1	0	0	
2005	Dal	16	0	11	9	2	0.0	0	0	0	0	0	4	0	1	0	0	
2006	Dal	13	0	2	2	0	0.0	0	0	0	0	0	1	0	0	0	0	
2007	Dal	16	13	60	52	8	0.0	0	1	18	18	0	12	1	0	0	0	
2008	Hou	16	16	49	46	3	0.0	0	4	108	44t	1	19	1	1	0	0	
2009	Hou	12	3	28	23	5	0.0	0	1	19	19	0	7	0	0	0	0	
NFL Totals		88	33	164	146	18	0.0	0	6	145	37	1	45	2	3	0	0	

Single Game Highs

Tackles

7 vs. San Francisco (10-25-09)

6 vs. Jacksonville (12-1-08)

6 @ Jacksonville (9-28-08)

6 @ Buffalo (10-8-07)

Interceptions

1 @ Buffalo (11-1-09) R. Fitzpatrick

1 vs. Jacksonville (12-1-08) D. Garrard

1 @ Cleveland (11-23-08) D. Anderson

1 @ Minnesota (11-2-08) G. Ferrote

1 @ Tennessee (9-21-08) K. Collins

1 vs. New York Giants (9-9-07) E. Manning

Touchdowns

1 @ Minnesota (44 yard INT return, 11-2-08)

Forced Fumbles

1 @ Cleveland (11-23-08)

1 vs. St. Louis (9-30-07)

Fumble Recoveries

1 @ Oakland (12-21-08)

1 @ Seattle (10-23-05)

1 vs. New York Giants (10-10-04)

Additional Statistics

Special Teams Tackles: 25 total; 2004 – 5, 2005 – 6, 2006 – 7, 2007 – 3, 2008 – 3, 2009 – 1.



HOUSTONTEXANS.COM



66 DelJuan ROBINSON

DEFENSIVE TACKLE

Height: 6-3 | **Weight:** 307 | **College:** Mississippi State |
Hometown: Hernando, Mississippi | **3rd NFL Season** |
3rd with Texans | **Age as of Kickoff Weekend 2010:** 26 |
Acquired: CFA-07 | **2009 GP/GS:** 11/0 |
Career GP/GS: 27/3 | **Teams:** Houston, 2007-09 |

TRANSACTIONS: Signed by Houston Texans as an undrafted free agent on May 4, 2007...released by the Texans on September 1, 2007...signed to the Texans practice squad on September 3, 2007...signed to the Texans active roster on December 26, 2007.

PRO: Young, agile defensive lineman that emerged as a consistent contributor on the defensive line in 2008...has shown the ability to play either tackle or end...has played in 27 games with three starts in his career...has recorded 31 career tackles and one forced fumble.

2009 (Houston 11/0): Inactive in the season opener vs. the New York Jets (9/13)...made season debut at Tennessee (9/20) at defensive tackle and had one tackle. Also saw time on special teams...saw time at defensive tackle and on special teams vs. Jacksonville (9/27)...played at defensive tackle and on special teams and recorded one solo tackle vs. Oakland (10/4)...was inactive at Arizona (10/11) and at Cincinnati (10/18)...saw action at DT and on special teams vs. San Francisco (10/25) and at Buffalo (11/1)...was inactive at Indianapolis (11/8)...saw action at both defensive tackle and on special teams vs. Tennessee (11/23)...was inactive vs. Indianapolis (11/29)...saw action at defensive tackle and on special teams at Jacksonville (12/6)...made one solo tackle for a loss vs. Seattle (12/13)...assisted on a tackle at St. Louis (12/20)...played at defensive tackle and on special teams at Miami (12/27) and vs. New England (1/3).

2008 (Houston 16/3): Played in all 16 games with three starts...recorded 28 total tackles and one forced fumble...made his NFL debut at Pittsburgh (9/7) and played at defensive tackle and on special teams...made his first career start at de-

fensive tackle vs. Indianapolis (10/5) and totaled three tackles...made one solo tackle and had one forced fumble in the first quarter on Monday Night Football vs. Jacksonville (12/1).

2007 (Houston 0/0): Spent the bulk of the season on the Texans practice squad...signed to the team's active roster for the final game of the season and was inactive against Jacksonville (12/30).

COLLEGE: Played in 44 of a possible 46 games during his Mississippi State career, missing just two outings—one due to family emergency and one because of injury...started 28 times during his career, including 21 straight from early in his sophomore season until his senior year...recorded 104 tackles, including 18 for loss, 2.5 of which were quarterback sacks...had one fumble recovery and a pass deflection to his credit during his career...played in 11 games with eight starts as a senior, recording 34 total tackles and 12.5 tackles for loss, including 1.5 sacks...fitness management major.

PERSONAL: Attended Hernando High School...named the Memphis Touchdown Club Player of the Year following his standout senior season...selected to play in the Mississippi-Alabama High School All-Star game...earned Defensive Player of the Year and first-team all-state at linebacker on the Mississippi Association of Coaches' Class 4A season-ending team...also named Most Valuable Defensive Player in Region 1-4A in a vote of region coaches...born DelJuan Cortez Robinson in Memphis, Tenn.



HOUSTONTEXANS.COM

ROBINSON, DELJUAN

Robinson's 2009 Season Statistics

Date, Opp			TACKLES						INTERCEPTIONS					FUMBLES			
	GP	GS	Tot	Solo	Asst	Sk	Yds		No	Yds	Lg	TD	PD	FF	FR	Yds	TD
9/13 vs. NYJ	INACTIVE																
9/20 @ TEN	1	0	1	1	0	0.0	0		0	0	0	0	0	0	0	0	0
9/27 vs. JAX	1	0	0	0	0	0.0	0		0	0	0	0	0	0	0	0	0
10/4 vs. OAK	1	0	1	1	0	0.0	0		0	0	0	0	0	0	0	0	0
10/11 @ ARZ	INACTIVE																
10/18 @ CIN	INACTIVE																
10/25 vs. SF	1	0	0	0	0	0.0	0		0	0	0	0	0	0	0	0	0
11/1 @ BUF	1	0	0	0	0	0.0	0		0	0	0	0	0	0	0	0	0
11/8 @ IND	INACTIVE																
11/23 vs. TEN	1	0	0	0	0	0.0	0		0	0	0	0	0	0	0	0	0
11/29 vs. IND	INACTIVE																
12/6 @ JAX	1	0	0	0	0	0.0	0		0	0	0	0	0	0	0	0	0
12/13 vs. SEA	1	0	1	1	0	0.0	0		0	0	0	0	0	0	0	0	0
12/20 @ STL	1	0	1	0	1	0.0	0		0	0	0	0	0	0	0	0	0
12/27 @ MIA	1	0	0	0	0	0.0	0		0	0	0	0	0	0	0	0	0
1/3/10 vs. NE	1	0	0	0	0	0.0	0		0	0	0	0	0	0	0	0	0
2009 Totals	11	0	4	3	1	0.0	0		0	0	0	0	0	0	0	0	0

Robinson's Career Stats

Year	Team			TACKLES						INTERCEPTIONS					FUMBLES			
		GP	GS	Tot	Solo	Asst	Sk	Yds		No	Yds	Lg	TD	PD	FF	FR	Yds	TD
2007	Hou	0	0	0	0	0	0	0		0	0	0	0	0	0	0	0	0
2008	Hou	16	3	28	20	8	0	0		0	0	0	0	0	1	0	0	0
2009	Hou	11	0	4	3	1	0.0	0		0	0	0	0	0	0	0	0	0
NFL Totals		27	3	32	23	9	0.0	0		0	0	0	0	0	1	0	0	0

Single Game Highs

Tackles

4 vs. Tennessee (11-16-08)

4 @ Indianapolis (12-14-08)

3 vs. Baltimore (11-9-08)

3 vs. Indianapolis (10-5-08)

Forced Fumble

1 vs. Jacksonville (12-1-08)

Additional Statistics

Kickoff Returns: 1 total for 0 yards; 2009 – 1 for 0 yards.



59 DeMeco RYANS

LINEBACKER

Height: 6-1 | Weight: 252 | College: Alabama |
Hometown: Bessemer, Alabama | 5th NFL Season |
5th with Texans | Age as of Kickoff Weekend 2010: 26 |
Acquired: D2, 2006 (33rd overall) | 2009 GP/GS: 16/16 |
Career GP/GS: 64/64 | Teams: Houston, 2006-2009 |

TRANSACTIONS: Selected by Houston Texans in second round (33rd overall) of 2006 NFL Draft... Signed by the Texans on July 7, 2006.

HONORS: 2010 Pro Bowl...2008 Pro Bowl Starter...2007 second team Associated Press All-Pro...2006 *Associated Press* Defensive Rookie of the Year, 2006 Pro Football Weekly Defensive Rookie of the Year, 2006 Touchdown Club Rookie of the Year, 2006 AFC Defensive Player of the Week (13), 2006 NFL Defensive Rookie of the Month (Dec.).

PRO: Instinctive and physical linebacker who is one of the most productive and well-prepared defenders in the NFL...one of the league's top middle linebackers...was named the AP Defensive Rookie of the Year in 2006...joins DE Mario Williams as the only pair of defenders to start every game for the Texans since the 2006 season...led the team in tackles in his first three pro seasons and has topped 100 tackles every year...has 518 tackles in his four-year career and owns the franchise record with 403 career solo tackles...has 22 career double-digit tackle games...has led the team or tied for the team lead in tackles 29 times...is tied for 10th in team history with 7.5 career sacks...also has two career interceptions, 20 passes defended, five forced fumbles and eight fumble recoveries...led the NFL with 126 solo tackles as a rookie and led all rookies with 156 tackles.

2009: (Houston 16/16): Started at MLB in the season opener against the New York Jets (9/13)...tied for the team lead with eight tackles, including four solos...had nine tackles including eight solo at Tennessee (9/20)...made six tackles (four solo) including one for a loss and had two quarterback hits vs. Jacksonville (9/27)...had five tackles (three solo), one pass defended

and forced a fumble vs. Oakland (10/4) holding the Raiders to only 45 yards rushing...had five tackles (three solo) including one for a loss and a fumble recovery in which he returned the ball 29 yards at Arizona (10/11)...led the Texans in tackles for the first time this year and 26th time in his career, making 12 tackles (eight solo) at Cincinnati (10/18)...made six tackles (all solo) vs. San Francisco (10/25)...made eight tackles (five solo) in Texans win at Buffalo (11/1)...made nine tackles (seven solo) at Indianapolis (11/8)...had six tackles (three solo) vs. Tennessee (11/23)...made seven tackles (five solo) including two for losses vs. Indianapolis (11/29)...registered five tackles (four solo), two quarterback hits and two tackles for loss, including a seven-yard sack, his first of the season...led the Texans in tackles for the 27th time in his career, making 12 tackles (10 solo) vs. Seattle (12/13), marking the 21st time he has recorded double-digit tackles in a game in his career. Additionally, Ryans had one hit on the quarterback, one pass defended and three of his tackles went for a loss...made seven tackles (six solo) including one for a loss at St. Louis (12/20)...led the team in tackles for the 28th time in his career with 11 solo tackles including one for a loss at Miami (12/27)...made seven tackles (six solo) including one tackle for loss vs. New England (1/3) in the final week of the season.

2008 (Houston 16/16): Started all 16 games at linebacker...led the team with 112 tackles, including 86 solos...also forced two fumbles and recovered three fumbles...recorded eight solo tackles and four assists at Pittsburgh (9/7) and recovered a fumble in the second quarter and returned it for 41 yards to set up a score...posted 13 total tackles, including 10 solos, at Tennessee (9/21) and recovered his second fumble of the season in the first quarter and returned it six yards to set up a Kris Brown field goal...made

RYANS, DEMECO

his 300th career tackle in the second quarter... led the team with 11 solo tackles vs. Baltimore (11/9)...posted 11 tackles, five solos, at Indianapolis (11/16)...led the team with six total tackles at Cleveland (11/23) and recovered a fumble on Cleveland's opening drive...it was his third fumble recovery of the season and seventh of his career...led the team with nine tackles, including seven solos, and also recorded his first sack of the season when he tackled Packers QB Aaron Rodgers for a nine-yard loss in the fourth quarter at Green Bay (12/7)...registered three tackles and caused his first fumble on the year when he stripped Titans TE Bo Scaife in the fourth quarter vs. Tennessee (12/14).

2007 (Houston 16/16): Voted starter in the 2008 Pro Bowl at middle linebacker...earned AP All-Pro second team honors...named team MVP... led the team in tackles for the second year in a row...finished with eight total tackles, seven solo, recorded a forced fumble on special teams and made a special teams tackle vs. Kansas City (9/9)... registered a team-leading 13 total tackles, 10 solos, vs. Indianapolis (9/23)...made six total tackles at Atlanta (9/30) and registered his first sack of the season on QB Joey Harrington for a five-yard loss...tied for a team-high eight total tackles, seven solo vs. Miami (10/7)...registered his 200th career tackle in the game and recorded his second career fumble recovery...scored the first touchdown of his career vs. Tennessee (10/21) when he downed QB Kerry Collins early in the first quarter, stripped Collins and recovered the fumble for a 26-yard touchdown...in all, he had 11 total tackles (nine solo) and two fumble recoveries and became first player in Texans history to recovery two fumbles in a game...had a team-leading eight total tackles (seven solo) at San Diego (10/28)... recorded his second career interception when he picked off QB Josh McCown at Oakland (11/4) in the fourth quarter...finished with six total tackles, four solo...had a team-high 10 tackles, six solos, vs. New Orleans (11/18)...made 11 tackles, nine solos, at Cleveland (11/25)...recorded a season-high 14 total tackles and a season-high 11 solo

stops at Tennessee (12/2).

2006 (Houston 16/16): Had an impressive rookie season with 16 straight starts...made an immediate impact in his first NFL game, registering 13 tackles and leading all tacklers vs. Philadelphia (9/10)...was the second leading tackler with 10 total tackles, one assisted vs. Washington (9/24)... led all Texans tacklers with eight total, one assisted...had a half sack for 3.5 yards and a quarterback hurry vs. Miami (10/1)...finished with nine tackles, six solo...registered his first solo sack of his career at Dallas (10/15)...led all tacklers with 10 total, eight solo...registered his second-career sack at New York Giants (11/5)...registered 14 total tackles, including 13 solo tackles at New York Jets (11/26)...had his best game statistically at Oakland (12/3) as he led all tacklers in the game with 15 total tackles, 14 solo...also had one sack for eight yards, an interception for 16 yards, three passes defended, one fumble recovery and one forced fumble against the Raiders...it was the first time in Texans history that a defensive player has registered a sack, interception, fumble recovery and forced fumble in one game...named the AFC Defensive Player of the Week for his efforts... again led all tacklers in the game, this time with 14 tackles, eight solo vs. Tennessee (12/10)...totaled 10 total tackles, his fourth consecutive 10 plus tackle game at New England (12/17)...finished with double-digit tackles for the ninth game of his rookie season, with 10 total stops, seven solo vs. Cleveland (12/31).

COLLEGE: 2005 First-Team All-America (AP, Walter Camp, FWAA, AFCA, SI.COM)...2005 NCAA Top Eight Award...2005 SEC Defensive Player of the Year (Coaches, AP)...2005 Lott Trophy Winner...2006 Cotton Bowl Defensive MVP...started 37 career games...closed his career ranked fifth on the all-time tackle list with 307 career stops... as a senior led the team in tackles with 76 and 9.5 for loss...earned the Sylvester Croom Commitment to Excellence award following spring practice.



HOUSTONTEXANS.COM

RYANS, DEMECO

PERSONAL: Native of Bessemer, Ala....majored in business at Alabama...had over 135 tackles, 11 sacks, two caused fumbles and two interceptions his senior season at Jess Lanier High School

(Ala.)...super all-state and academic all-state selection...named to *The Tuscaloosa News* Sweet Sixteen and *The Birmingham Post-Herald* Super Senior teams.

Ryans' 2009 Season Statistics

Date, Opp	GP	GS	TACKLES					Yds	INTERCEPTIONS					FUMBLES				
			Tot	Solo	Asst	Sk	No		Yds	Lg	TD	PD	FF	FR	Yds	TD		
9/13 vs. NYJ	1	1	8	4	4	0.0	0	0	0	0	0	0	0	0	0	0	0	0
9/20 @ TEN	1	1	9	8	1	0.0	0	0	0	0	0	0	0	0	0	0	0	0
9/27 vs. JAX	1	1	6	4	2	0.0	0	0	0	0	0	0	0	0	0	0	0	0
10/4 vs. OAK	1	1	5	3	2	0.0	0	0	0	0	0	0	1	1	0	0	0	0
10/11 @ ARI	1	1	5	3	2	0.0	0	0	0	0	0	0	0	0	1	0	0	0
10/18 @ CIN	1	1	12	8	4	0.0	0	0	0	0	0	0	0	0	0	0	0	0
10/25 vs. SF	1	1	6	6	0	0.0	0	0	0	0	0	0	0	0	0	0	0	0
11/1 @ BUF	1	1	8	5	3	0.0	0	0	0	0	0	0	0	0	0	0	0	0
11/8 @ IND	1	1	9	7	2	0.0	0	0	0	0	0	0	0	0	0	0	0	0
11/23 vs. TEN	1	1	6	3	3	0.0	0	0	0	0	0	0	0	0	0	0	0	0
11/29 vs. IND	1	1	7	5	2	0.0	0	0	0	0	0	0	0	0	0	0	0	0
12/6 @ JAX	1	1	5	4	1	1.0	7	0	0	0	0	0	0	0	0	0	0	0
12/13 vs. SEA	1	1	12	10	2	0.0	0	0	0	0	0	0	1	0	0	0	0	0
12/20 @ STL	1	1	7	6	1	0.0	0	0	0	0	0	0	0	0	0	0	0	0
12/27 @ MIA	1	1	11	11	0	0.0	0	0	0	0	0	0	0	0	0	0	0	0
1/3 vs. NE	1	1	7	6	1	0.0	0	0	0	0	0	0	0	0	0	0	0	0
2009 Totals	16	16	123	93	30	1.0	7	0	0	0	0	0	2	1	1	0	0	0

Ryans' Career Stats

		TACKLES							INTERCEPTIONS					FUMBLES			
Year	Team	GP	GS	Tot	Solo	Asst	Sk	Yds	No	Yds	Lg	TD	PD	FF	FR	Yds	TD
2006	Hou	16	16	156	126	30	3.5	30.5	1	16	16	0	7	1	1	0	0
2007	Hou	16	16	127	98	29	2.0	18	1	1	1	0	7	1	3	26	1
2008	Hou	16	16	112	86	26	1.0	9	0	0	0	0	4	2	3	47	0
2009	Hou	16	16	123	93	30	1.0	7	0	0	0	0	2	1	1	0	0
NFL Totals		64	64	518	403	115	7.5	64.5	2	17	17	0	20	5	8	73	

Single Game Highs

Tackles

15 @ Oakland (12-3-06)
14 @ Tennessee (12-2-07)
14 vs. Tennessee (12-10-06)

Sacks

1, seven times, most recent:
1 @ Jacksonville (12-13-09) J. Garrard
1 @ Green Bay (12-7-08) A. Rodgers
1 vs. Tennessee (10-21-07) K. Collins
1 @ Atlanta (9-30-07) J. Harrington

Touchdowns

1 vs. Tennessee (10-21-07)

Interceptions

1 @ Oakland (11-4-07) J. McCown
1 @ Oakland (12-3-06) A. Brooks

Fumble Recoveries

2 vs. Tennessee (10-21-07)

1, six times, most recent:

1 @ Arizona (10-11-09)

Forced Fumbles

1 vs. Oakland (10-4-09)
1 @ Oakland (12-21-08)
1 vs. Tennessee (12-14-08)
1 vs. Tennessee (10-21-07)
1 @ Oakland (12-3-06)



**8**

Matt SCHAUB

QUARTERBACK

Height: 6-5 | **Weight:** 241 | **College:** Virginia |
Hometown: West Chester, Pennsylvania | **7th NFL Season** |
4th with Texans | **Age as of Kickoff Weekend 2010:** 29 |
Acquired: T-'07 (Atlanta) | **2009 GP/GS:** 16/16 |
Career GP/GS: 76/40 | **Teams:** Atlanta, 2004-06;; Houston 2007-09 |

TRANSACTIONS: Selected by Atlanta Falcons in the third round (90th pick overall) of 2004 NFL draft...Signed by Falcons on July 28, 2004... Traded by Falcons to Houston Texans on March 22, 2007.

HONORS: 2008 AFC Offensive Player of the Week (14), 2009 AFC Offensive Player of the Week (2), 2010 NFL Pro Bowl AFC starting quarterback, 2010 NFL Pro Bowl MVP.

PRO: Accurate, strong-armed and smart quarterback...has gained a reputation as one of the most accurate signal callers in the game after completing 67.2 percent of his throws over the previous two-plus seasons...has started 37 games with the Texans and has thrown for 9,751 yards, 51 touchdowns and 33 interceptions in two-plus years as a starter...career totals include 10,784 passing yards, 57 touchdowns and 39 interceptions with a career passer rating of 91.3...already owns the Texans career record with thirteen 300-yard games, including eight in 2009...also holds the franchise record for career passer rating, with a mark of 94.2 since joining the club.

2009 (Houston 16/16): Finished the year with an NFL-best 4,770 passing yards. He became the first Texans quarterback to lead the league. His 4,770 yards were the sixth-most in NFL history...had 10 games with a QB rating of 90 or better...topped 300 passing yards nine times, which was tied for the second-most 300-yard games in a season in NFL history. Only Oakland QB Rich Gannon (2002) and New Orleans QB Drew Brees (2008) had more, with 10 300-yard games apiece...surpassed 10,000 passing yards as a Texan...started in the season opener vs. the New York Jets (9/13) and completed 18 of 33 passes for 166 yards with one interception for a passer

rating of 55.9...rebounded back to complete 25 of 39 passes at Tennessee (9/20) for 357 yards and a career high four touchdowns for a passer rating of 127.8 which led to him being named AFC Offensive Player of the Week...had his second straight 300-yard passing game when he completed 26 of 35 passes for 300 yards and three touchdowns vs. Jacksonville (9/27)...completed 11-of-22 passes for 224 yards with one touchdown and one interception in the win vs. Oakland (10/4)...set career highs for pass attempts and completions as he completed 35-of-50 passes for 371 yards and two touchdowns at Arizona (10/11)...completed 28-of-40 passes for a season-high 392 yards and tied a career high with four touchdown passes at Cincinnati (10/18)...was the Texans Offensive Player of the Game as he went 20-of-30 for 264 yards and two touchdowns with no interceptions for a passer rating of 116.5...completed 25-of-35 passes for 268 yards and two interceptions at Buffalo (11/1)...set a Texans season record with his 17th touchdown pass and his fifth 300-yard game passing when he completed 32-of-43 passes for 311 yards and one touchdown at Indianapolis (11/8)...completed 25-of-39 passes for 305 yards and two touchdowns vs. Tennessee (11/23), his second consecutive 300-yard passing game...completed 31-of-42 passes or 284 yards with two touchdowns and two interceptions vs. Indianapolis (11/29)...threw his 50th career touchdown pass when he hit FB Vonta Leach for a seven-yard score in the first quarter...set a new career high with his 12th start of the season at Jacksonville (12/6) but went out with a shoulder injury on the first play...returned to action in the second quarter and completed 19-of-27 passes for 207 yards with one touchdown and one interception...also ran one time for seven yards...completed 29-of-39 passes for 365 yards, two touchdowns and one interception vs. Seattle



HOUSTONTEXANS.COM

SCHAUB, MATT

(12/13) for a passer rating of 109.5 for the game... his 336 yards at halftime were the 3rd most in the NFL since 1991...threw for 367 yards and one touchdown at St. Louis (12/20) for his NFL-leading fifth game of at least 350 passing yards this season...completed 20-of-31 passes for 286 yards, two touchdowns and one interception at Miami (12/27) for a passer rating of 102.4... Completed 24-of-39 passes for 303 yards with two touchdowns and one interception, giving him a passer rating of 92.1 vs. New England (1/3/10)...threw his 28th and 29th touchdown passes of the season when he hit TE Joel Dreessen for a 25-yard strike on the game's opening drive and WR Jacoby Jones from eight yards out in the fourth quarter...led the Texans back from a 27-13 fourth quarter deficit to the Texans first winning season.

2008 (Houston 11/11): Started 11 games for the second consecutive year...missed one game due to illness and four because of a knee injury suffered against Minnesota...finished the season with a 6-5 record...threw for a career-high 3,043 yards and 15 touchdowns on 251-of-380 attempts...rushed for two touchdowns...set franchise records for quarterback rating (92.7) and 300-yard passing games (four)...had the fourth-best completion percentage in the NFL (66.1), was second in yards per pass attempt (8.01), fourth in passing yards per game (276.6) and his 92.7 passer rating was good for eighth in the league...threw for 202 yards on 25-of-33 passing with one touchdown and two interceptions at Pittsburgh (9/7) and also rushed for a touchdown late in the fourth quarter, the first of his career...passed for 188 yards on 17-of-37 passing with three interceptions at Tennessee (9/21)...completed 29-of-40 passes for 307 yards and three touchdowns at Jacksonville (9/28)...dressed but did not play because of illness vs. Indianapolis (10/5)...completed 22-of-42 pass attempts for 379 yards and one touchdown vs. Miami (10/12)...also ran the ball 4 times for 15 yards including the game-winning three-yard touchdown run with :07 left on the clock... touchdown run capped the second game-winning

drive of his career, rallying the Texans from a 28-23 deficit to a 29-28 win...completed 26-of-31 pass attempts for 267 yards and two touchdowns vs. Detroit (10/19)...connected on 24-of-28 passes for 280 yards and three touchdowns vs. Cincinnati (10/26) and set a franchise record with a passer rating of 144.0...also completed a franchise-record 85.7 percent of his passes...started at quarterback and completed 11-of-16 passes for 139 yards before injuring his knee in the second quarter...was replaced by QB Sage Rosenfels after halftime...inactive for next three games...dressed but did not play vs. Jacksonville (12/1)...returned to action at Green Bay (12/7) and threw for a career-high and franchise-record 414 yards on 28-of-42 passing...led the third game-winning drive of his career and second of the season, guiding the Texans 75 yards in nine plays to set up K Kris Brown's game-winning 40-yard field goal...named AFC Offensive Player of the Week for his performance against the Packers...completed 23-of-39 attempts for 284 yards and a touchdown vs. Tennessee (12/14) and finished the day with a 90.1 QB rating...completed 19-of-36 pass attempts for 255 yards at Oakland (12/21)...completed 27-of-36 pass attempts for 328 yards and two touchdowns vs. Chicago (12/28)...went over 3,000 yards for the season and ended the year with a 92.7 QB rating.

2007 (Houston 11/11): Got his first chance to be an NFL starter...started 11 games...finished 192-of-289 for 2,241 yards and nine touchdown passes and nine interceptions and a quarterback rating of 87.3...missed portions of the season with a shoulder injury and concussion...was sacked 16 times for 126 yards...had a season-high quarterback rating of 119.2 against Carolina...started his first game as a Texan vs. Kansas City (9/9)...finished 16-of-22 for 225 yards and a touchdown...connected with WR Andre Johnson midway through the second quarter for a 77-yard touchdown, the longest touchdown toss of his career...had a QB rating of 101.5...started at Carolina (9/16) and completed one of his best afternoons as a starter, finishing 20-of-28 for 227 yards and two touch-

SCHAUB, MATT

downs...after the Texans fell behind two scores, connected with WR Andre Johnson on a 31-yard touchdown...finished the game with a rating of 119.2, his best of the season...started vs. Indianapolis (9/23), finished the game 27-of-33 for 236 yards and a touchdown...completed his last 14 pass attempts, second-longest pass completion streak in team history...returned to Atlanta (9/30) against his former team and completed 28-of-40 passes for a career-high 317 yards and one touchdown pass...the touchdown pass was his 150th career completion...finished with a 101.8 QB rating...started vs. Miami (10/7) and was 20-of-34 for 294 yards...led the Texans on his first-ever game-winning drive...with the ball spotted on the Texans three-yard line to start the drive, he led the offense on an eight-play, 59-yard drive over 1:32...drive set up a 57-yard field goal attempt by K Kris Brown for the win...finished with a QB rating of 74.9 and threw one interception...started at Jacksonville (10/14) and completed 19-of-31 passes for 259 yards...started vs. Tennessee (10/21) and was five-of-nine for 23 yards before leaving the game late in the first quarter with a knee injury...finished with a completion percentage of 55.5 and a QB rating of 60.9...was sacked twice for 19 yards...started at San Diego (10/28) and completed 11-of-18 passes for 77 yards before leaving the game in the second quarter with a head injury...threw two interceptions in the game and finished with his lowest QB rating of the season of 31.2...inactive due to injury at Oakland (11/4)...started vs. New Orleans (11/11) and finished 21-of-33 for 293 yards and two touchdowns...started the game by finding WR Andre Johnson for a 73-yard touchdown, the second-longest of his career...led the offense on two scoring drives in the fourth quarter, both resulting in field goals, to seal the victory...finished with a 63.6 completion percentage and a passer rating of 112.3, second-highest of the season...293 passing yards were third-highest of the season...started at Cleveland (11/25) and finished 22-of-36 for 256 yards and two touchdowns...got the Texans on the board in the first quarter connecting with WR Kevin Walter for a

17-yard touchdown...got the Texans on the board again late in the game when he found TE Owen Daniels for a six-yard touchdown...recorded his third multi-touchdown game of the season...threw two interceptions and was sacked twice for 19 yards...finished with a quarterback rating of 78.0...started at Tennessee (12/2) but left the game in the first quarter with a left shoulder injury...before his departure, he went three-of-five for 34 yards...inactive last four games of the season due to shoulder injury.

2006 (Atlanta 16/0): Played in all 16 games for the second consecutive season as the primary backup to starting QB Michael Vick...threw for 208 yards on 18-of-27 passing with one touchdown and two interceptions on the year...saw his most extensive action of the year in the season finale at Philadelphia (12/31), completing 15-of-21 passes for 175 yards with one touchdown and one interception...finished that game with a 92.4 passer rating.

2005 (Atlanta 16/1): Played in all 16 games with one start, completing 33-of-64 passes for 495 yards with four touchdowns and no interceptions on the season...also rushed nine times for 76 yards (8.4 avg.)...played in fourth quarter at Seattle (9/18) and converted a two-point conversion to TE Alge Crumpler...entered the contest vs. Minnesota (10/2) in the second quarter and completed five-of-14 passes for 39 yards...made second career start vs. New England (10/9) and completed 18-of-34 passes for 298 yards with three touchdowns...finished the game with a 112.1 passer rating...led fourth quarter comeback from 15-point deficit to tie the game at 28 with four minutes remaining...saw action in the fourth quarter vs. New Orleans (12/12) and completed one-of-two passes, which set up a K Todd Peterson field goal...played in the second half vs. Carolina (1/1/06) and completed nine-of-13 passes for 110 yards with one touchdown.

2004 (Atlanta 6/1): Saw action in six games with one start as a rookie and served as a backup to



schaub, matt

Vick the remaining 10 games...completed 33-of-70 passes for 330 yards with one touchdown and four interceptions...saw the first NFL action of his career in relief in the fourth quarter and connected on two-of-four passes for nine yards at Kansas City (10/24)...entered in the fourth quarter and was zero-for-two with one interception at Tampa Bay (11/14)...made his first NFL start and completed 17-of-41 passes for 188 yards with two interceptions at New Orleans (11/28)...also rushed four times for 21 yards...filled in as a sub in the second quarter and completed 14-of-22 passes for 132 yards with one touchdown and one interception at Seattle (1/2/05).

COLLEGE: Holds Virginia career records for pass completions (716), attempts (1,069), passing yards (7,502), total offense yards (7,560), touchdown passes (56), 300-yard passing games (eight) and 200-yard passing games (20)...2003 Heisman Trophy candidate after being named the 2002 Atlantic Coast Conference Player of the Year...completed 66.9% of his passes during his career, the second

best mark in NCAA Division 1-A history, topped only by Tim Couch of Kentucky (67.15%, 1996-98)...completed 281-of-403 passes for 2,952 yards, 18 touchdowns and 10 interceptions as a senior... All-ACC first-team selection, adding ACC Player of the Year and Offensive Player of the Year honors, as a junior.

PERSONAL: Lettered in football, baseball and basketball at East High School in his hometown of West Chester, Pa....completed 277-of-544 passes for 3,990 yards and 35 touchdowns during his career as he set school records for pass attempts, completions, yards per game and total yards for the Vikings...three-year starting forward on the basketball team and a three-year letterman in baseball, starting as a pitcher, shortstop and third baseman...participated in the Atlanta Falcons Coaches Academy in addition to various charity golf tournaments and community outreach programs in 2004... born Matthew Rutledge Schaub in West Chester, Pa....married to Laurie...the couple have one daughter, Madison.



SCHAUB, MATT

Schaub's 2009 Season Statistics

Date, Opp	GP	GS	Att	Cmp	Pct	Yds	Yd/Att	TD	Int	Lg	Sk	Lst	Rate
9/13 vs. NYJ	1	1	33	18	54.5	166	5.0	0	1	27	2	21	55.9
9/20 @ TEN	1	1	39	25	64.1	357	9.2	4	0	72t	0	0	127.8
9/27 vs. JAX	1	1	35	26	74.3	300	8.6	3	1	25	2	14	116.4
10/4 vs. OAK	1	1	22	11	50.0	224	10.2	1	1	62	4	15	82.4
10/11 @ ARI	1	1	50	35	70.0	371	7.4	2	1	27	0	0	96.3
10/18 @ CIN	1	1	40	28	70.0	392	9.8	4	1	59	2	7	124.2
10/25 vs. SF	1	1	30	20	66.7	264	8.8	2	0	44	2	18	116.5
11/1 @ BUF	1	1	34	25	73.5	268	7.9	0	2	36	2	15	71.7
11/8 @ IND	1	1	43	32	74.4	311	7.2	1	2	45	2	10	82.6
11/23 vs. TEN	1	1	39	25	64.1	305	7.8	2	0.0	49	4.0	22	105.2
11/29 vs. IND	1	1	42	31	73.8	284	6.8	2	2	22	2	10	87.8
12/6 @ JAX	1	1	27	19	70.4	207	7.7	1	1	53	2	7	89.6
12/13 vs. SEA	1	1	39	29	74.4	365	9.4	2	1	64	0	0	109.5
12/20 @ STL	1	1	40	28	70.0	367	9.2	1	0	49	0	0	107.0
12/27 @ MIA	1	1	31	20	64.5	286	9.2	2	1	44	1	6	102.4
1/3/10 vs. NE	1	1	39	24	61.5	303	7.8	2	1	26	1	8	92.1
2009 Totals	16	16	583	396	67.9	4,770	8.2	29	15	72t	26	153	98.6

Schaub's Career Passing Statistics

Year	Team	GP	GS	Att	Cmp	Pct	Yds	Yd/Att	TD	Int	Lg	Sk	Lst	Rate
2004	Atl	6	1	70	33	47.1	330	4.7	1	4	59	4	14	42
2005	Atl	16	1	64	33	51.6	495	7.7	4	0	53	6	27	98.1
2006	Atl	16	0	27	18	66.7	208	7.7	1	2	47	2	8	71.2
2007	Hou	11	11	289	192	66.4	2,241	7.8	9	9	77t	16	126	87.2
2008	Hou	11	11	380	251	66.1	3,043	8.0	15	10	65	23	149	92.7
2009	Hou	16	16	583	396	67.9	4,770	8.2	29	15	72t	26	153	98.6
NFL Totals		76	40	1,413	923	65.3	11,087	7.8	59	40	77t	77	477	91.3
Texans Totals		38	38	1,252	839	67.0	10,054	8.0	53	34	77t	65	428	94.2

Schaub's Career Rushing/Receiving Statistics

Year	Team	G	GS	Rush	Yds	Avg	Lg	TD	Rec	Yds	Avg	Lg	TD
2004	Atl	6	1	8	26	3.3	11	0	0	0	--	--	0
2005	Atl	16	1	9	76	8.4	23	0	0	0	--	--	0
2006	Atl	16	0	7	21	3.0	19	0	0	0	--	--	0
2007	Hou	11	11	17	52	3.1	12	0	0	0	--	--	0
2008	Hou	11	11	31	68	2.2	10	2	0	0	--	--	0
2009	Hou	16	16	48	57	1.2	19	0	0	0	--	--	0
NFL Totals		76	40	120	300	2.5	23	2	0	0	--	--	0
Texans Totals		38	38	96	177	1.8	19	2	0	0	--	--	0

SCHAUB, MATT

Single Game Highs

Passing Yards

414 @ Green Bay (28 completions, 12-7-08)
392 @ Cincinnati (28 completions, 10-18-09)
379 vs. Miami (22 completions, 10-12-08)
371 @ Arizona (35 completions, 10-11-09)

Passing Attempts

50 @ Arizona (10-11-09)
43 @ Indianapolis (11-8-09)
42 @ Green Bay (12-7-08)
42 vs. Miami (10-12-08)

Completions

35 @ Arizona (10-11-09)
32 @ Indianapolis (11-8-09)
29 vs. Seattle (12-13-09)
29 @ Jacksonville (9-28-08)
28 @ St. Louis (12-20-09)
28 @ Green Bay (12-7-08)
28 @ Atlanta (9-30-07)

Touchdown Passes

4 @ Tennessee (9-20-09)
3 vs. Jacksonville (9-27-09)
3 vs. Cincinnati (10-26-08)
3 vs. Jacksonville (9-28-08)
3 vs. New England (10-9-05)

Passer Rating

144.0 vs. Cincinnati (10-26-08)
127.8 @ Tennessee (9-20-09)
124.2 @ Cincinnati (10-18-09)

Longest Pass

77t vs. Kansas City (9-9-07)
73t vs. New Orleans (11-18-07)
72t @ Tennessee (9-20-09)

Longest Touchdown Pass

77t vs. Kansas City (9-9-07) A. Johnson
73t vs. New Orleans (11-18-07) A. Johnson
72t @ Tennessee (9-20-09) A. Johnson

Interceptions

3 @ Tennessee (9-21-08)
2, eight times, most recent:
2 @ Indianapolis (11-8-09)
2 @ Buffalo (11-1-09)

Rushing Yards

56 vs. Minnesota (4 rushes, 10-2-05)
24 @ Jacksonville (5 rushes, 9-28-08)
21 @ Indianapolis (3 rushes, 11-8-09)
21 @ Philadelphia (2 rushes, 12-31-06)
21 @ New Orleans (4 rushes, 12-26-04)

Rushing Attempts

7 @ Buffalo (7 yards, 11-1-09)
5 vs. Oakland (-1 yard, 10-4-09)
5 @ Jacksonville (24 yards, 9-28-08)
5 @ Atlanta (19 yards, 9-30-07)

Long

23 vs. Minnesota (12-2-05)
19 @ Indianapolis (11-8-09)
19 @ Philadelphia (12-31-06)
12 @ Atlanta (9-30-07)

Touchdowns (Rush)


1 vs. Miami (10-12-08)
1 vs. Pittsburgh (9-7-08)

Additional Statistics

Fumbles/Lost: 21/8 total; 2004 – 1/0, 2005 – 1/1, 2007 – 7/3, 2008 – 10/4, 2009 – 1/0.
Fumble Recoveries: 8 total; 2006 – 1, 2007 – 2, 2008 – 4, 2009 – 1.
Tackles: 2 total; 2007 – 1, 2009 – 1.
Special Teams Tackles: 1 total; 2006 – 1.

20 Steve SLATON

RUNNING BACK



Height: 5-9 | **Weight:** 199 | **College:** West Virginia |
Hometown: Levittown, Pennsylvania | **3rd NFL Season** |
3rd with Texans | **Age as of Kickoff Weekend 2010:** 24 |
Acquired: D3b-'08 (89th overall) | **2009 GP/GS:** 11/10 |
Career GP/GS: 27/25 | **Teams:** Houston, 2008-09 |

TRANSACTIONS: Selected by Houston Texans in third round (89th pick overall) of 2008 NFL Draft... Signed by Texans on July 22, 2008...Placed on reserve/injured list on December 9, 2009.

HONORS: 2008 AFC Offensive Player of the Week (13), 2008 AFC Offensive Rookie of the Month (December), Houston Texans 2008 Rookie of the Year.

PRO: Speedy young runner who possesses a tremendous burst and surprising strength...has rushed for 1,719 yards and 12 touchdowns in his career and has caught 94 passes for 794 yards and five touchdowns...took over the starting role two games into his rookie season and never looked back, starting 15 games in 2008...set the franchise single-season rushing record with 1,282 yards...rushing total led all rookie running backs in 2008...has five career 100-yard games.

2009 (Houston 11/10): Suffered through an injury-shortened sophomore campaign but still managed to lead the team in rushing for the second straight year...finished the season with 437 rushing yards on 131 carries and scored three touchdowns before being placed on injured reserve with a right shoulder injury...also caught 44 passes for 417 yards and caught a career-high four touchdown passes...started at RB vs. the New York Jets (9/13) and carried nine times for 17 yards to go with three catches for 35 yards...had 17 carries for 34 yards at Tennessee (9/20)...also had three receptions for 25 yards...started and ran for 76 yards on 12 carries while also hauling in three receptions for 37 yards vs. Jacksonville (9/27)...had 65 yards rushing and 24 yards receiving and tied the team record with two touchdowns vs. Oakland (10/24)...scored on a 32-yard run and an 18-yard reception...caught

six passes for 59 yards and had 39 yards rushing on 13 attempts at Arizona (10/11)...had six receptions for a career high 102 yards and a touchdown at Cincinnati (10/18), his first 100-yard receiving performance of his career. He also had 19 carries for 43 yards...scored two touchdowns (1 rushing, 1 receiving) while rushing for 67 yards on 18 carries and four receptions for 22 yards vs. San Francisco (10/25)...made two catches for 10 yards and one carry for one yard at Buffalo (11/1)...had six carries for 17 yards and made three catches for 12 yards at Indianapolis (11/8)...caught five passes for 42 yards and a touchdown as well as five attempts rushing for 21 yards vs. Tennessee (11/23)...carried 10 times for a team-high 57 yards vs. Indianapolis (11/29) and tied for the team lead with seven receptions for 49 yards...inactive at Jacksonville (12/6)...placed on injured reserve (12/9).

2008 (Houston 16/15): Started in 15-of-16 games played as a rookie...led all rookie running backs with a franchise-record 1,282 yards...also scored nine rushing touchdowns...caught 50 passes for 371 yards and one touchdown...led the AFC with 1,659 total yards from scrimmage...led all running backs in fourth-quarter rushing, gaining 464 of his 1,282 yards in the final period...topped the 100-yard mark five times...made his NFL debut and carried the ball 13 times for 43 yards with a long of 14 at Pittsburgh (9/7)...caught three passes for six yards...started at RB for the first time in his career at Tennessee (9/21) and had 18 carries for 116 yards and one touchdown, posting the first 100-yard game of his career...rushed 10 times for 33 yards and caught eight passes for 83 yards, including a 30-yard touchdown catch in the second quarter, at Jacksonville (9/28)...ran for 93 yards and two touchdowns on 16 attempts vs. Indianapolis

slaton, steve

(10/5)...ran for 80 yards on 17 carries, including a one-yard touchdown in the second quarter, vs. Detroit (10/19)...carried the ball 15 times for 53 yards vs. Cincinnati (10/26) and scored his fifth rushing touchdown of the season...ran for a Texans rookie-record 156 yards on 14 carries at Indianapolis (11/16), including a career-long 71-yard touchdown run...his 71-yard rush was the longest run from scrimmage in Texans history, bettering RB Domanick Williams' 51-yard run at Cincinnati on 11/9/03...156 yards rushing were the second-highest in franchise history, trailing only Williams' 158-yard day at Jacksonville on 12/26/04...averaged 11.1 yards per carry, which was the highest single-game average in Texans history...ran for 130 yards and two touchdowns on 21 carries and caught two passes for 52 yards on Monday Night Football vs. Jacksonville (12/1)...rushed for 120 yards on 26 carries and caught three passes for 40 yards at Green Bay (12/7)...went over 1,000 yards for the season with a five-yard gain in the third quarter...became the second Texan to run for over 1,000 yards in a season and registered the third 1,000-yard season in team history...gained 100 yards on 24 carries vs. Tennessee (12/14)...broke the team rookie rushing record in the game and established another team record with his fifth 100-yard rushing day this season...became the first Texans running back to have three consecutive 100-yard rushing games in a season...ran for 66 yards on 18 carries at Oakland (12/21)...surpassed the previous franchise single-season rushing record of 1,188 yards during the game...ran the ball 20 times for 92 yards and one touchdown and also caught five passes for 36 yards vs. Chicago (12/28)...finished the season as the NFL's leading rookie rusher and also set the Texans single-season rushing record with 1,282 yards.

COLLEGE: Rushed for 3,923 yards during his career at West Virginia, ranking third on the school's all-time record list and third in Big East history...set the WVU career record for rushing touchdowns with 50...664 rushing attempts were third-most in school history...second-team All-Big East choice

as a junior in 2007 when he rushed for 1,051 yards and 17 touchdowns on 211 carries...17 touchdowns rushing in both 2005 and 2007 tied for third on the school's season-record list...was a first-team All-American selection as a sophomore in 2006 by the American Football Coaches Association, Football Writers Association, Walter Camp, The Sporting News and Associated Press, and added second-team honors from The NFL Draft Report and Rivals.com...finished fourth in the voting for the Heisman Trophy and was a Maxwell Award semi-finalist...selected by the Philadelphia Sports Writers as the Amateur Athlete of the Year...named the team's Most Valuable Player...finalist for the Doak Walker Award, given to the nation's top running back...All-Big East Conference first-team pick...1,774 yards rushing in 2006 set a school season-record, topping the old mark of 1,710 yards by Cobourne in 2002...freshman All-American first-team choice in 2005 by Rivals.com and a second-team pick by The Sporting News...second-team All-Big East Conference selection and named the league's Rookie of the Year...rushed for 1,128 yards on 205 carries, including 17 touchdowns...ran for a Sugar Bowl-record 204 yards vs. Georgia in the 2006 game, the second-highest total by a player in a BCS bowl game...Athletic Coaching Education major.

PERSONAL: Attended Conwell-Egan (Levittown, Pa.) Catholic High School...made the varsity football team as a freshman, going on to earn All-Conference honors in each of his four seasons on the gridiron...named the Most Valuable Player of the Philadelphia Catholic League and was chosen All-Area by most of the local news services, in addition to adding All-State accolades as a junior and senior...rushed for 1,836 yards and 26 touchdowns to lead the team to a 10-3 record as a senior...added 1,626 yards with 19 scores on offense and broke up six passes while intercepting two others as a defensive back during his junior campaign...rushed for more than 6,000 yards and 73 touchdowns, setting five school records in his career...also excelled on the school's track team.



HOUSTONTEXANS.COM

SLATON, STEVE

Slaton's 2009 Season Statistics

Date, Opp	GP	GS	Rush	Yds	Avg	Lg	TD	Rec	Yds	Avg	Lg	TD
9/13 vs. NYJ	1	1	9	17	1.9	7	0	3	35	11.7	18	0
9/20 @ TEN	1	1	17	34	2.0	12	0	3	25	8.3	9	0
9/27 vs. JAX	1	1	12	76	6.3	20	0	3	37	12.3	22	0
10/4 vs. OAK	1	1	21	65	3.1	32t	1	2	24	12.0	18	1
10/11 @ ARI	1	1	13	39	3.0	16	0	6	59	9.8	23	0
10/18 @ CIN	1	1	19	43	2.3	12	0	6	102	17.0	38t	1
10/25 vs. SF	1	1	18	67	3.7	31	1	4	22	5.5	11	1
11/1 @ BUF	1	1	1	1	1.0	1	0	2	10	5.0	5	0
11/8 @ IND	1	0	6	17	2.8	4	1	3	12	4.0	7	0
11/23 vs. TEN	1	1	5	21	4.2	9	0	5	42	8.4	23	1
11/29 vs. IND	1	1	10	57	5.7	12	0	7	49	7.0	12	0
12/6 @ JAX	INACTIVE											
12/13 vs. SEA	INJURED RESERVE											
12/20 @ STL	INJURED RESERVE											
12/27 @ MIA	INJURED RESERVE											
2009 Totals	11	10	131	437	3.3	32t	3	44	417	9.5	38t	4

Slaton's Career Stats

Year	Team	G	GS	Rush	Yds	Avg	Lg	TD	Rec	Yds	Avg	Lg	TD
2008	Hou	16	15	268	1,282	4.8	71t	9	50	377	7.5	46	1
2009	Hou	11	10	131	437	3.3	32t	3	44	417	9.5	38t	4
NFL Totals		27	25	399	1,719	4.3	71t	12	94	794	8.4	46	5

Single Game Highs

Rushes

26 @ Green Bay (120 yards, 12-7-08)
 24 vs. Tennessee (100 yards, 12-14-08)
 21, three times, last:
 21 vs. Oakland (65 yards, 10-4-09)

Rushing Yards

156 @ Indianapolis (14 rushes, 11-16-08)
 130 vs. Jacksonville (21 rushes, 12-1-08)
 120 @ Green Bay (26 rushes, 12-7-08)

Rushing Average

11.0 @ Indianapolis (14 for 156, 11-16-08)
 6.4 @ Tennessee (18 for 116, 9-21-08)
 6.2 vs. Jacksonville (26 for 120, 12-1-08)

Rushing Long

71t @ Indianapolis (11-16-08)
 50 @ Tennessee (9-21-08)
 47 vs. Chicago (12-28-08)

Rushing Touchdowns

2 vs. Indianapolis (10-5-08)
 2 vs. Jacksonville (12-1-08)
 1, eight times, most recent:
 1 @ Indianapolis (11-8-09)

Receptions

8 @ Jacksonville (83 yards, 9-28-08)
 8 @ Minnesota (56 yards, 11-2-08)
 6 @ Cincinnati (102 yards, 10-18-09)
 5 vs. Chicago (36 yards, 12-28-08)
 5 @ Oakland (36 yards, 12-21-08)

Receiving Yards

102 @ Cincinnati (6 receptions, 10-18-09)
 83 @ Jacksonville (8 receptions, 9-28-08)
 56 @ Minnesota (8 receptions, 11-2-08)
 52 vs. Jacksonville (2 receptions, 12-1-08)

Receiving Long

46 vs. Jacksonville (12-1-08)
 28 @ Cincinnati (10-18-09)
 30t @ Jacksonville (9-28-08)
 22 @ Minnesota (11-2-08)

Receiving Touchdowns

1, four times, last:
 1 vs. San Francisco (10-25-09)

Additional Statistics

100-yard rushing games – 5 total: 2008 – 5.
 Fumbles/Lost: 9/6 total: 2008 – 3/2, 2009 – 6/4.



94 Antonio SMITH

DEFENSIVE END

Height: 6-4 | **Weight:** 282 | **College:** Oklahoma State |
Hometown: Oklahoma City, Oklahoma | **7th NFL Season** |
2nd with Texans | **Age as of Kickoff Weekend 2010:** 28 |
Acquired: UFA-'09 (Arizona) | **2009 GP/GS:** 16/15 |
Career GP/GS: 77/54 | **Teams:** Arizona, 2004-08; Houston, 2009 |

TRANSACTIONS: Selected by the Arizona Cardinals in the fifth round (135th overall) of the 2004 NFL Draft...Signed by Cardinals on July 27, 2004...released by Cardinals on September 5, 2004...Re-signed by Cardinals to practice squad on September 6, 2004...Signed by Cardinals to active roster on December 15, 2004...Assigned by Cardinals to Hamburg Sea Devils in 2005 NFL Europe enhancement allocation program on February 14, 2005...Released by Cardinals on September 4, 2005...Re-signed by Cardinals to practice squad on September 8, 2005...Signed by Cardinals to active roster on October 6, 2005...Re-signed with Cardinals on April 5, 2007...Re-signed with Cardinals on April 3, 2008...Signed by the Houston Texans on March 1, 2009.

PRO: A physical and versatile veteran defensive end who joined the Texans as an unrestricted free agent prior to the 2009 season...started 15 of 16 games in his first season in Houston and registered 33 tackles, 4.5 sacks, two forced fumbles and two fumble recoveries...played in 61 games with 39 starts over five seasons with the Arizona Cardinals...spent the spring of 2005 with the Hamburg Sea Devils of NFL Europe, starting nine-of-10 games and finished with six sacks, 28 tackles and a forced fumble while earning all-NFL Europe honors...worked his way up from the Cardinals practice squad to become a regular starter, eventually starting all three playoff games for the Cardinals in their run to Super Bowl XLII.

2009 (Houston 16/15): Made his Texans debut, starting at LDE and recording three solo tackles and a forced fumble vs. the New York Jets (9/13)...had three tackles and one quarterback hit at Tennessee (9/20)...made two solo tackles in his start vs. Jacksonville (9/27)...made two

solo tackles, including one for a loss vs. Oakland (10/4) as well as recording two hits on the quarterback and recovering a fumble...had one solo tackle and one hit on the quarterback at Arizona (10/11)...assisted on one tackle and recovered a fumble at Cincinnati (10/18)...had one solo tackle and a pass defended vs. San Francisco (10/25)...made his first sack as a Texan as part of a day that included two tackles (two solo), three quarterback hits and one tackle for a loss at Buffalo (11/1)...had two solo tackles and one sack for a loss of six yards to go along with a forced fumble at Indianapolis (11/8)...made three solo tackles including one for a loss and had a quarterback hit vs. Tennessee (11/23)...made one solo tackle vs. Indianapolis (11/29)...teamed with DE Connor Barwin on a 10-yard sack of Jaguars QB David Garrard at Jacksonville (12/6) and finished with two total tackles and two quarterback hits...made one solo tackle and assisted on another vs. Seattle (12/13)...made four tackles (three solo) at St. Louis (12/20) including a sack on Rams QB Keith Null for a loss of eight yards...had two tackles (one solo), had three hits on the quarterback and combined with DT Jeff Zgonina for a sack on quarterback Chad Henne for a loss of eight yards at Miami (12/27).

2008 (Arizona 16/10): Started 10 regular-season games and three playoff games for the NFC Champion Cardinals, including Super Bowl XLII...finished with 41 total tackles, including 31 solo stops, and 3.5 sacks...forced two fumbles and recovered three...started at Carolina (10/26) and made three tackles (two solos)...recorded two solo tackles, both behind the line of scrimmage, at St. Louis (11/2)...started vs. San Francisco (11/9)...recorded three solo tackles and his first sack of the season for an eight-yard loss at Seattle (11/16)...recorded four solo tackles, including two solos, and a half sack at Philadelphia



HOUSTONTEXANS.COM

SMITH, ANTONIO

(11/27)...started and recorded a season-high five solo tackles and one sack vs. Minnesota (12/14)...recorded three solo tackles and a sack in playoff-clinching win vs. Seattle (12/28)...recorded three solo tackles and a sack in NFC Wild Card Playoff victory over Atlanta (1/3/09)...started and recorded two solo tackles and a sack in NFC Divisional Playoff victory at Carolina (1/10/09)...started and recorded one solo tackle in NFC Championship Game victory over Philadelphia (1/18/09)...started and notched two tackles, including one solo, in Super Bowl XLII vs. Pittsburgh (2/1/09).

2007 (Arizona 16/13): Had a career year, starting 13 of 16 games played and registering a career-high 60 tackles and 5.5 sacks while finishing tied for third in the NFL in defensive fumble recoveries with three...recovered a second-quarter fumble at 49ers 36-yard line to set up touchdown to put Cards up 10-7 in the season opener at San Francisco (9/10)...led team with one sack and one quarterback hit in the home opener vs. Sea (9/16)...tied season-highs with seven total tackles and five unassisted tackles as well as recorded one sack and one tackle for loss vs. Pittsburgh (9/30)...recorded one quarterback hit and one sack vs. Carolina (10/14) to set a new single-season career-high with 3.5 sacks in six games...totaled one forced fumble, two quarterback hits and recovered a fumble and advanced it to the Arizona 49 yard-line in the third quarter that led to a touchdown vs. Detroit (11/11)...recovered first-quarter fumble as well as one quarterback pressure and one quarterback hit vs. Cleveland (12/2).

2006 (Arizona 16/8): Appeared in all 16 games for the first time in his career, starting eight, while also recording 29 tackles...collected one tackle and recovered his first career fumble late in the fourth quarter vs. St. Louis (9/24)...collected four tackles while registering his first sack of the season when he corralled Michael Vick in the second quarter at Atlanta (10/1)...received his first start of the season at defensive tackle, collected two tackles and two QB pressures vs. Chicago (10/16)...collected three tackles, a half sack and a

quarterback pressure at St. Louis (12/3)...had four tackles, one sack and a QB pressure vs. Seattle (12/10)...collected five tackles, two tackles for a loss and a fumble recovery which he picked up and ran back four yards for a TD to pull the Cardinals to within three points in the second quarter vs. Denver (12/17).

2005 (Arizona 11/8): Released by the Cardinals during the final roster cut on 9/3 after spending training camp with the team and was re-signed to the practice squad on 9/8 where he spent the first four weeks of the season...recorded his first career start at Detroit (11/13) as injuries decimated the defensive line; recorded three tackles including one for a loss...recorded two tackles and forced a fumble vs. Jacksonville (11/27)...recorded his first two career sacks at Houston (12/18) bringing down QB David Carr while also adding one tackle...sacked Colts QB Jim Sorgi for his third sack of the season at Indianapolis (1/1).

2004 (Arizona 2/0): Signed to the 53-man active roster on 12/15 after spending the first 13 weeks as a member of the practice squad ... saw action on defense in his first game on the active roster vs. St. Louis (12/19) and @ Seattle (12/26) and recorded one QB pressure...deactivated for the season finale vs. Tampa Bay (1/2).

COLLEGE: Two-year starter at Oklahoma State after transferring from Northeastern Oklahoma A&M College...though his senior season was shortened by a leg injury, still managed to record two-year totals of 60 tackles (30 solos), 8.5 sacks, seven quarterback pressures and three pass deflections in 24 games.

PERSONAL: Full name Antonio DeShonta Smith...attended John Marshall (Oklahoma City, OK) High School where he was named all-city and honorable mention all-state as a senior...did not begin playing football until ninth grade at the urging of a friend...also lettered in track and earned all-city recognition in shot put...education major at Oklahoma State.

SMITH, ANTONIO

Smith's 2009 Season Statistics

Date, Opp	TACKLES								INTERCEPTIONS					FUMBLES			
	GP	GS	Tot	Solo	Asst	Sk	Yds	No	Yds	Lg	TD	PD	FF	FR	Yds	TD	
9/13 vs. NYJ	1	1	3	3	0	0.0	0	0	0	0	0	0	1	0	0	0	
9/20 @ TEN	1	0	3	2	1	0.0	0	0	0	0	0	0	0	0	0	0	
9/27 vs. JAX	1	1	2	2	0	0.0	0	0	0	0	0	0	0	0	0	0	
10/4 vs. OAK	1	1	2	2	0	0.0	0	0	0	0	0	0	0	1	0	0	
10/11 @ ARI	1	1	1	1	0	0.0	0	0	0	0	0	0	0	0	0	0	
10/18 @ CIN	1	1	1	0	1	0.0	0	0	0	0	0	0	0	1	0	0	
10/25 vs. SF	1	1	1	1	0	0.0	0	0	0	0	0	1	0	0	0	0	
11/1 @ BUF	1	1	2	2	0	1.0	2	0	0	0	0	0	0	0	0	0	
11/8 @ IND	1	1	2	2	0	1.0	6	0	0	0	0	0	1	0	0	0	
11/23 vs. TEN	1	1	3	3	0	0.0	0	0	0	0	0	0	0	0	0	0	
11/29 vs. IND	1	1	1	1	0	0.0	0	0	0	0	0	0	0	0	0	0	
12/6 @ JAX	1	1	2	1	1	0.5	5	0	0	0	0	0	0	0	0	0	
12/13 vs. SEA	1	1	2	1	1	0.0	0	0	0	0	0	0	0	0	0	0	
12/20 @ STL	1	1	4	3	2	1.0	8	0	0	0	0	0	0	0	0	0	
12/27 @ MIA	1	1	2	1	1	0.5	4	0	0	0	0	0	0	0	0	0	
1/3/10 vs. NE	1	1	2	1	1	0.0	0	0	0	0	0	0	0	0	0	0	
2009 Totals	16	15	33	26	8	4.5	25	0	0	0	0	1	2	2	0	0	

Smith's Career Statistics

		TACKLES							INTERCEPTIONS					FUMBLES			
Year	Team	GP	GS	Tot	Solo	Asst	Sk	Yds	No	Yds	Lg	TD	PD	FF	FR	Yds	TD
2004	Ari	2	0	0	0	0	0.0	0	0	0	0	0	0	0	0	0	0
2005	Ari	11	8	16	16	0	3.0	16	0	0	0	0	0	0	0	0	0
2006	Ari	16	8	25	15	10	2.5	9	0	0	0	0	0	0	2	4	1
2007	Ari	16	13	44	37	7	5.5	35	0	0	0	0	0	1	3	10	0
2008	Ari	16	10	41	31	10	3.5	24	0	0	0	0	0	2	3	16	0
2009	Hou	16	15	33	26	8	4.5	25	0	0	0	0	1	2	2	0	0
NFL Totals		77	54	159	125	35	19.0	109	0	0	0	0	1	5	10	30	

Single Game Highs

Tackles

6 @ Baltimore (9-23-07)

5 vs. Denver (12-17-06)

5 vs. Minnesota (12-14-08)

Sacks

2.0 @ Houston (12-18-05) D. Carr

1.0, 14 times, most recent:

1.0 @ St. Louis (12-20-09) K. Null

1.0 @ Indianapolis (11-8-09) P. Manning

1.0 @ Buffalo (11-1-09) R. Fitzpatrick

Forced Fumbles

1 @ Indianapolis (11-8-09)

1 vs. New York Jets (9-13-09)

1 vs. Seattle (12-28-08)

1 @ Seattle (11-16-08)

1 vs. Detroit (11-11-07)

Fumble Recoveries

1, Eight times; most recent:

1 vs. Dallas (10-12-08)

1 vs. Buffalo (10-5-08)

1 @ San Francisco (9-7-08)

Touchdowns

1 vs. Denver (4-yard FR, 12-17-06)





74 Wade SMITH

GUARD

Height: 6-4 | **Weight:** 310 | **College:** Memphis |
Hometown: Dallas, Texas | **7th NFL Season** |
1st with Texans | **Age as of Kickoff Weekend 2010:** 29 |
Acquired: UFA-10 (Kansas City) | **2009 GP/GS:** 16/9 |
Career GP/GS: 74/34 | **Teams:** Miami, 2003-05; New York Jets,
2006-07; Kansas City, 2008-09 |

TRANSACTIONS: Selected by the Miami Dolphins in the third round (78th overall) of the 2003 NFL Draft...Signed by Dolphins on July 28, 2003...Released by Dolphins on September 12, 2006...Signed by the New York Jets on September 15, 2006...Signed by Jets on March 12, 2007...Signed by the Kansas City Chiefs on April 21, 2008...Signed by the Houston Texans on March 16, 2010.

PRO: Versatile and experienced offensive lineman...played the majority of his snaps with the Kansas City Chiefs (2008-09) at right guard and center...worked primarily at tackle with the New York Jets (2006-07)...former third-round selection of Miami started all 16 games at left tackle for the Dolphins as a rookie in 2003...has played in 74 career games with 34 starts and has played in one postseason contest.

2009 (Kansas City 16/9): Played in all 16 games with nine starts in his second season with the Chiefs.

2008 (Kansas City 15/7): Played in 15 games on special teams and saw duty in 10 contests on offense...started seven games, opening six games at right guard and one at center...was inactive for one contest, vs. Tampa Bay (11/2)...started at right guard vs. New Orleans (11/16) and vs. Buffalo (11/23)...started at right guard and also played at center at Oakland (11/30) and at Denver (12/7)...started at center vs. San Diego (12/14)...started at right guard vs. Miami (12/21) and at Cincinnati (12/28).

2007 (New York Jets 14/0): Appeared as a reserve in 14 games.

2006 (New York Jets 7/0): Played in seven games

as a reserve offensive lineman...saw action in his first game with the Jets vs. New England (9/17)...played as a reserve in the last six games of the season...appeared in an AFC Wild Card Game at New England (1/7/07).

2005 (Miami 0/0): Spent the entire season on injured reserve with a right forearm injury suffered in training camp.

2004 (Miami 6/2): Saw action in six contests with two starts and was inactive for 10 games...started at left tackle vs. Tennessee (9/11) and at Cincinnati (9/19).

2003 (Miami 16/16): Started all 16 games at left tackle...was a consensus all-rookie selection and the club's Newcomer of the Year by the South Florida media...started his first-career NFL contest at left tackle vs. the N.Y. Jets (9/3).

COLLEGE: Was a four-year letterman and two-year starter at Memphis...saw action at tight end his first two seasons before switching to tackle as a junior...played in 45 games (29 starts)...started all 12 games at left tackle as a senior in 2002...named second-team All-Conference USA...opened all 11 games at right tackle his junior campaign in 2001...named the team's Offensive Lineman of the Year...played in 11 games (five starts) as a sophomore in 2000...caught five passes for 25 yards...saw duty in 11 games (one start) as a true freshman in 1999...had one catch for six yards...graduated from Memphis with a degree in finance.

PERSONAL: Was a two-year letterman as a tight end at Lake Highlands High School in Dallas...is married to wife, Chareta, with a son, Nicholas, and two daughters, Arissa and Aalyiah.



HOUSTONTEXANS.COM

64 Kasey STUDDARD

GUARD



Height: 6-3 | Weight: 308 | College: Texas |
Hometown: Lone Tree, Colorado | 4th NFL Season |
4th with Texans | Age as of Kickoff Weekend 2010: 26 |
Acquired: D6-'07 (183rd overall) | 2009 GP/GS: 16/14 |
Career GP/GS: 21/14 | Teams: Houston 2007-09 |

TRANSACTIONS: Selected by Houston Texans in sixth round (183rd overall) of 2007 NFL draft... Signed by Texans on July 23, 2007.

PRO: Aggressive offensive lineman with a low center of gravity that is ideal at his guard position...uses leverage to his advantage...appeared in three games as a rookie...saw his first action on the offensive line at Tennessee (12/2) when he filled in for G Fred Weary.

2009 (Houston 16/14): Saw action on offense and on special teams vs. the New York Jets (9/13) and at Tennessee (9/20)...made his first career start vs. Jacksonville (9/27) at guard in place of the injured Chester Pitts...started at left guard vs. Oakland (10/4), at Arizona (10/11), at Cincinnati (10/18), vs. San Francisco (10/25), at Buffalo (11/1) and at Indianapolis (11/8)...protected quarterback Matt Schaub vs. Tennessee (11/23) when he had his second consecutive 300-yard passing game...started at LG vs. Indianapolis (11/29)...helped the offense gain over 300 yards for the 11th consecutive game at Jacksonville (12/6)...part of the offensive line that blocked for QB Matt Schaub as he threw for 365 yards and two touchdowns vs. Seattle (12/13) without allowing him to be sacked...blocked for quarterback Matt Schaub at St. Louis (12/20) where he threw for 367 yards and was not sacked for the second consecutive game and fourth time this season...started at left guard at Miami (12/27).

2008 (Houston 2/0): Played in two games...contributed on special teams...inactive for the first 14 games of the year...made his 2008 debut at Oakland (12/21) and played on special teams...played on special teams vs. Chicago (12/28).

2007 (Houston 3/0): Played in three games as a rookie...made his NFL debut at Atlanta (9/30) when he played on kick protection...played at right guard when starter Fred Weary went down with a broken leg at Tennessee (12/2)...saw action against Tampa Bay (12/9) on special teams I.

COLLEGE: Started his last 38 games at the left guard position for Texas...three-time All-Big 12 selection and earned first-team all-conference honors as a senior...team captain as a senior...helped Texas win the national championship as a junior in 2005...helped the Longhorns offense become one of the most explosive in the country, averaging over 40 points and 455 yards per game in his three years as a starter...graduated with a liberal arts degree in youth and community studies.

PERSONAL: Attended Highland Ranch High School in Lone Tree, Colo., and was a four year starter on the offensive and defensive lines...earned first-team all-state, all-county and all-district honors as a junior and a senior...father, Dave, played offensive tackle at Texas (1975-77) and for the Denver Broncos for ten seasons (1979-88)...uncle, Les, played offensive tackle for the Longhorns (1978-80) and center for the Kansas City Chiefs in 1982...born Kasey Whitfield Studdard in Denver, Colorado.

Studdard's Career Statistics

Games/ Starts: 2007: 3/0, 2008: 2/0; 2009: 16/14; Total: 21/14. Tackles: 1 total; 2009 - 1.



HOUSTONTEXANS.COM



1

Matt TURK

PUNTER

Height: 6-5 | **Weight:** 248 | **College:** Wisconsin-Whitewater |
Hometown: Greenfield, Wisconsin | **15th NFL Season** |
4th with Texans | **Age as of Kickoff Weekend 2010:** 42 |
Acquired: FA-'07 | **2009 GP/GS:** 16/0 |
Career GP/GS: 219/0 | **Teams:** Washington, 1995-99; Miami, 2000-01; New York Jets, 2002; Miami, 2003-05; St. Louis, 2006; Houston, 2007-09 |

TRANSACTIONS: Signed as undrafted free agent by Green Bay Packers on July 13, 1993... Released by Packers on August 4, 1993... Signed by Los Angeles Rams in April 1994... Released by Rams on August 22, 1994... Signed by Washington Redskins on April 5, 1005... Traded by Redskins to Miami Dolphins for seventh round pick (traded to San Francisco) in 2001 draft on March 9, 2000... Signed by New York Jets on April 23, 2002... Released by Jets on March 7, 2003... Signed by Miami Dolphins on September 29, 2003... Re-signed by Dolphins on March 23, 2004... Placed on injured reserve with groin injury of September 10, 2005... Released by Dolphins on October 12, 2005... Signed by St. Louis Rams on April 4, 2006... Signed by Houston Texans on July 24, 2007.

HONORS: Played in Pro Bowl (1996-98 seasons), *Sporting News* NFL All-Pro (1997), 2000 NFL Special Teams Player of the Week (17), 2001 AFC Special Teams Player of the Week (6), 1998 NFC Special Teams Player of the Week (8).

PRO: Veteran punter with strong leg capable of producing long punts with good hang-time... also possesses exceptional directional punting skills... has played in 218 career games... has averaged 42.4 yards on 1,035 career punts... only 398 of his 1,035 punts (38.4 percent) have been returned... career net punting average is 37.1 yards per punt... only suffered three blocked punts in his career... has averaged 42.3 yards per punt in two-plus seasons in Houston... owns the top two punting seasons in Texans history, averaging 42.3 yards in 2008 and 41.7 in 2007... also holds the team single-season record for net punting with a 37.9-yard average in 2007.

2009 (Houston 16/0): Averaged 44.0 yards on six punts vs. the New York Jets (9/13) and had one punt downed inside the 20-yard line... averaged 51.8 yards on six punts at Tennessee (9/20) and booted a 62-yarder to tie a Texans record....av-

eraged 42.8 yards on 4 punts including one inside the 20 vs. Jacksonville (9/27)...punted seven times for an average of 35.7 yards vs. Oakland (10/4) including two punts downed inside the 20-yard line...averaged 40.0 yards on five punts at Arizona (10/11)...had five punts that averaged 35.0 yards including two inside the 20 at Cincinnati (10/18)...punted five times for an average of 37.2 vs San Francisco (10/25) including four punts that landed inside the 20...had one punt at Buffalo (11/1) for 39 yards...had four punts for an average of 43.5 yards at Indianapolis (11/8), his highest total since Week 2...punted five times for an average of 47.2 yards vs. Tennessee (11/23), including four punts inside the 20-yard line...punted twice for a season-best 53.0-yard average and a 49.5-yard net average vs. Indianapolis (11/29)...had five punts for an average of 45.0 yards including two punts that were downed inside the 20-yard line...punted four times for an average and net of 44.3 yards including a long of 52 and one punt downed inside the 20-yard line...punted twice for an average of 42.5 yards including a long of 50 yards at St. Louis (12/20)...had four punts for an average of 45.5 yards and net of 43.5 yards including two punts inside the 20-yard line at Miami (12/27).

2008 (Houston 16/0): Punted 53 times for 2,240 yards in 16 games...broke his own franchise record with a 42.3-yard punting average and pinned 17 punts inside the opponent's 20-yard line...averaged a season-high 48.8 yards on four punts vs. Detroit (10/19) and pinned the Lions inside their own five-yard line three times... averaged 47.5 yards on two punts at Indianapolis (11/16)...punted three times for 108 yards on Monday Night Football vs. Jacksonville (12/1) and pinned Jacksonville inside their 20-yard line on each punt...punted three times for a 42.3-yard average at Green Bay (12/7)...also recorded the second-longest run of his career, an 18-yard gain in the third quarter.



HOUSTONTEXANS.COM

TURK, MATT

2007 (Houston 16/0): Contributed a solid season punting, finishing with 55 punts for 2,296 yards... registered 24 punts inside the 20 and finished with three touchbacks...recorded his long punt of 59 yards in the opening game against Kansas City... finished with a 41.7-yard gross average and a net average of 37.9, both new Texans punting records...punted five times at Carolina (9/16) finishing with 196 punt yards (39.2 avg.), landing three punts inside the 20...long punt of the day was 47 yards and his net for the day was 35.6 yards...punted four times for 178 yards at Indianapolis (12/23)...landing a season-high four punts inside the Colts' 10-yard line...recorded his 300th career punt inside the 20.

2006 (St. Louis 16/0): Saw action in all 16 games... averaged 43.5 yards per punt on 72 attempts, and his net average was 38.3 yards per punt...net average ranked seventh in the league, and he had 26 punts downed inside the 20 versus just five touchbacks.

2005 (Miami 0/0): Suffered groin injury during training camp...placed on reserve/injured list 9/10...released 10/11/05.

2004 (Miami 16/0): Played in all 16 games...tied for AFC lead with 29 punts inside 20-yard line...11 games with at least one 50-yard punts finishing with 19 50-yard punts...season-high 10 punts for 40.0-yard average at Cincinnati (9/19), dropping three inside 20-yard line...season-long 67-yard punt at Buffalo (10/17).

2003 (Miami 13/0): Saw action in the final 13 games...also served as holder on placekicks...Dolphins-record 11 punts at New England (12/7)...career-long 23-yard run out of punt formation vs. Philadelphia (12/15).

2002 (New York Jets 16/0): Back-to-back weeks with 60-yard punt; 62-yarder vs. New England (9/15) and 65-yarder at Miami (9/22).

2001 (Miami 16/0): AFC Special Teams Player of the Week vs. New England (10/7) with four punts for 40.8-yard average, long of 60, and three inside 20-yard line, including two landing inside five-

yard line...six punts for season-high 46.7-yard average, including career-long 77-yard punt, at Buffalo (11/25)...AFC Special Teams Player of the Week vs. Denver (12/2) with seven punts for 42.9-yard average with four inside 20-yard line and long of 59.

2000 (Miami 16/0): Season-high nine punts for 43.8-yard average at Minnesota (9/10), dropping four inside 20-yard line with a long of 62...NFL Special Teams Player of the Week in AFC Wild-card Game vs. Indianapolis (12/30), punting three times for 46.0-yard average and long of 53.

1999 (Washington 14/0): Six punts for 44.2-yard average and season-long 57-yarder at New York Jets (9/26)...inactive at Dallas (10/24) with fractured middle finger...inactive vs. Chicago (10/31) with back spasms.

1998 (Washington 16/0): Selected to third straight Pro Bowl...four punts for career-high 53.0-yard average, with long of 69, vs. Denver (9/27)...NFC Special Teams Player of the Week vs. New York Giants (11/1) with 10 punts for 43.5-yard average with three inside 20-yard line and two 65-yard punts.

1997 (Washington 16/0): Earned second straight Pro Bowl berth...seven punts for 49.9-yard average, having first career blocked punt, vs. Arizona (9/14)...seven punts for 47.9-yard average with long of 59 and four 50-plus-yard punts vs. Detroit (11/9).

1996 (Washington 16/0): First career Pro Bowl selection...six punts for season-high 50.8-yard average with 57-yard long at Dallas (11/26)...four punts dropping inside 20-yard line at Arizona (12/15) on five punts for 46.2-yard average.

1995 (Washington 16/0): Four punts for 44.8-yard average, including season-long 60-yarder, in NFL debut vs. Arizona 9/3.

1994 (Los Angeles Rams 0/0): Training camp with Los Angeles Rams.

1993 (Green Bay Packers 0/0): Training camp with

TURK, MATT

Packers after signing with club as undrafted free agent.

COLLEGE: Punted 110 times for 3,991 yards, averaging 36.3 yards for career...played on three straight Wisconsin State University Conference championship teams...elementary education major.

PERSONAL: Born Matthew Edward Turk in Milwaukee, Wis...attended Greenfield (Wis.) High...youngest of six children, all boys...brother, Dan, who passed away during 2000 football season, was long-snapper in NFL from 1985-99 and Matt's teammate with Redskins from 1997-99...married to Stephanie with four daughters: Danielle, Mat-tisen, Logan, Jessica, and son, Ben.

Turk's 2009 Season Stats

Date, Opp.	G	No	Yds	Avg	Net	TB	In 20	Lg	Blk
9/13 vs. NYJ	1	6	264	44.0	38.3	0	1	51	0
9/20 @ TEN	1	6	311	51.8	44.3	1	1	62	0
9/27 vs. JAX	1	4	171	42.8	37.8	1	1	50	0
10/4 vs. OAK	1	7	250	35.7	36.3	0	2	40	0
10/11 @ ARI	1	5	200	40.0	39.6	0	2	49	0
10/18 @ CIN	1	5	175	35.0	27.0	2	2	40	0
10/25 vs. SF	1	5	186	37.2	37.2	0	4	45	0
11/1 @ BUF	1	1	39	39.0	39.0	0	0	39	0
11/8 @ IND	1	4	174	43.5	41.5	0	0	52	0
11/23 vs. TEN	1	5	236	47.2	43.2	1	4	55	0
11/29 vs. IND	1	2	106	53.0	49.2	0	1	58	0
12/6 @ JAX	1	5	225	45.0	38.6	1	2	56	0
12/13 vs. SEA	1	4	177	44.3	44.3	0	1	52	0
12/20 @ STL	1	2	85	42.5	36.5	0	0	50	0
12/27 @ MIA	1	4	182	45.5	43.5	0	2	51	0
1/3/10 vs. NE	1	2	80	40.0	40.0	0	1	45	0
2009 Totals	16	67	2,861	42.7	39.4	6	24	62	0

Turk's Career Stats

Year	Team	G	No	Yds	Avg	Net	TB	In 20	Lg	Blk
1995	Was	16	74	3,140	42.4	37.7	9	29	60	0
1996	Was	16	75	3,386	45.1	39.2	11	24	63	0
1997	Was	16	84	3,788	45.1	39.2	11	32	62	1
1998	Was	16	93	4,103	44.1	39	9	33	69	1
1999	Was	14	62	2,564	41.4	35.6	10	16	57	0
2000	Mia	16	92	3,870	42.1	36.2	14	25	70	0
2001	Mia	16	81	3,321	41	37.6	7	28	77	0
2002	NYJ	16	63	2,584	41	34.9	9	13	65	0
2003	Mia	13	68	2,631	38.7	34.5	7	23	57	0
2004	Mia	16	98	4,088	41.7	37.2	10	29	67	0
2006	StL	16	72	3,132	43.5	38.3	5	26	74	1
2007	Hou	16	55	2,296	41.7	37.9	3	24	59	0
2008	Hou	16	53	2,240	42.3	35.2	7	17	59	0
2009	Hou	16	67	2,861	42.7	39.4	6	24	62	0
NFL Totals		219	1,037	44,004	42.4	37.1	118	343	77	3
Texans Totals		48	175	7,397	42.3	37.5	16	65	62	0

TURK, MATT

Single Game Highs

Punts

11 @ New England (12-7-03)

10 @ Cincinnati (9-19-04)

10 vs. New York Giants (11-1-98)

Punt Yards

435 vs. New York Giants (10 punts, 11-1-98)

416 @ Carolina (9 punts, 11-19-06)

406 @ New England (11 punts, 12-7-03)

Inside 20

5 vs. Baltimore (11-16-03)

5 vs. Buffalo (1-6-02)

5 @ St. Louis (9-22-96)

Punt Average

60.3 @ Cincinnati (10-1-00)

55.0 vs. Kansas City (9-9-07)

53.0 vs. Denver (9-27-98)

Net Average

53.3 @ Cincinnati (10-1-00)

49.8 vs. Denver (9-27-98)

49.7 @ Philadelphia (11-17-96)

Long

77 (2001)

Additional Statistics

Free Kicks Following Safeties: 5 total; 1998 – 1; 2003 – 2; 2006 – 1; 2008 – 1.

Rushes-Yards: 13-72 total; 1996 – 1-0; 1997 – 1-0; 1998 – 2-(-12); 2002 – 1-14; 2003 – 3-30; 2004 – 1-3; 2006 – 2-19; 2007 – 1-0; 2008 – 1-18.

Passing (Comp.-Att., Yds., TD/INT): 0-2, 0 yds, 0/1 total; 2002 – 0-1, 0 yds, 0/1; 2008 – 0/1, 0 yds, 0/0.

Fumbles: 7 total; 1996 – 1; 1997 – 1; 1998 – 1; 1999 – 1; 2002 – 1; 2006 – 1; 2008 – 1.

Fumble Recoveries: 3 total; 2002 – 1; 2006 – 1; 2008 – 1.



A headshot of Kevin Walter, a wide receiver, wearing a white Houston Texans jersey with the number 83. He has short brown hair and a light beard. The background is a blurred image of a stadium.

83

Kevin WALTER

WIDE RECEIVER

Height: 6-3 | **Weight:** 218 | **College:** Eastern Michigan |
Hometown: Vernon Hills, Illinois | **8th NFL Season** |
5th with Texans | **Age as of Kickoff Weekend 2010:** 29 |
Acquired: RFA-'06 (Cincinnati) | **2009 GP/GS:** 14/14 |
Career GP/GS: 105/49 | **Teams:** Cincinnati, 2003-05; Houston, 2006-09 |

TRANSACTIONS: Selected by New York Giants in seventh round (255th pick overall) of 2003 NFL draft...Signed by Giants on June 16, 2003...Claimed on waivers by Cincinnati Bengals on August 26, 2003...Waived by Bengals on August 31, 2003...Re-signed by Bengals to practice squad on September 1, 2003...Activated on October 16, 2003...Signed by Houston Texans on March 18, 2006.

PRO: Skilled, physical receiver with sure hands...has developed into a dangerous receiving threat over the last two years...displays a knack for getting open underneath and has also proven the ability to beat defenders deep...has played in 104 career games with 48 starts...career totals include 223 catches for 2,736 yards and 16 touchdowns...has also rushed 13 times for 82 yards.

2009 (Houston 14/14): Inactive in the season opener vs. the New York Jets (9/13) and at Tennessee (9/20)...made his first start of the season vs. Jacksonville (9/27) and led the team in receiving with 96 yards on seven receptions along with one rush for 11 yards on a fourth-and-one play in the second quarter...scored his first touchdown on the young season, a nine-yard reception in the second quarter...started at wide receiver and caught one pass for 41 yards vs. Oakland (10/4)...made four receptions for 37 yards at Arizona (10/11)...had three receptions for 29 yards at Cincinnati (10/18)...caught three passes for 29 yards vs. San Francisco (10/25)...caught four passes for 29 yards and had one rush for 13 yards in the Texans win at Buffalo (11/1)...made five receptions for 67 yards at Indianapolis (11/8)...played in his 100th career game and caught four passes for 27 yards vs. Tennessee (11/23)...started at WR and tied for the team lead

with seven catches for a game-high 73 yards vs. Indianapolis (11/29)...made four receptions for 54 yards and two first downs at Jacksonville (12/6)...caught two passes for 17 yards vs. Seattle (12/13)...caught four passes for 42 yards and a touchdown at St. Louis (12/20)...caught three passes for 21 yards at Miami (12/27).

2008 (Houston 16/16): Started in all 16 games for the first time in his career...finished the season with 60 receptions for 899 yards and eight touchdowns...eight scoring catches tied the team record and tied for third-most in the AFC...teamed with WR Andre Johnson to become the most productive receiving tandem in the NFL with a combined 2,474 yards...caught three passes for 41 yards, including a touchdown pass from QB Matt Schaub in the fourth quarter at Pittsburgh (9/7)...caught four passes for 15 yards and had one rush for three yards at Tennessee (9/21)...finished with eight catches for 76 yards along with a career-high two touchdowns at Jacksonville (9/28)...caught four passes for 98 yards, including a 30-yard grab on the last drive of the game that set up the winning touchdown, vs. Miami (10/12)...caught five passes for 70 yards and tied a career high with two touchdowns vs. Cincinnati (10/26)...caught four passes for 85 yards, including a 60-yard touchdown vs. Baltimore (11/9)...caught three passes for 79 yards, including a career-long 61-yard catch in the first quarter at Indianapolis (11/16)...61-yard catch was the 150th of his career...caught his seventh touchdown pass of the season and the 13th of his career when he hauled in a 17-yard scoring pass on the opening drive at Cleveland (11/23)...caught six passes for 146 yards and one touchdown at Green Bay (12/7)...his 58-yard touchdown catch in the first quarter was his eighth of the season, tying the franchise single-season

WALTER, KEVIN

record set by WR Andre Johnson in 2007...that catch also put him over 2,000 yards in his career.

2007 (Houston 16/15): Started 15 of 16 games and caught a career-high 65 passes for 800 yards and five touchdowns...was the only Texans receiver to start more than 10 games in 2007...tied a team record with 12 receptions in one game...one of three Texans to have 800-plus receiving yards on the season...started at Carolina (9/16), recovered a fumbled kickoff in the end zone for his first Texans touchdown...made one catch for seven yards...started at Jacksonville (10/14), had a career day with 12 receptions for 160 yards, giving him his first 100-yard game...his 160 receiving yards ranked second in team history, behind WR Andre Johnson (170 vs. Minnesota 10/10/04)...his 12 receptions tied Johnson's Texans record for receptions in a game...started at WR vs. Tennessee (10/21) and made six receptions for 97 yards, his second-highest receiving total of the season, and his first receiving touchdown as a Texan, a six-yard score from QB Sage Rosenfels in the fourth quarter...started at Cleveland (11/25) and made six receptions for 65 yards and a touchdown...started at Indianapolis (12/23) and had four receptions for 69 yards and his fifth touchdown of the season on the opening drive.

2006 (Houston 16/2): Played in all 16 games, starting two, in his first season as a Texan...saw the majority of his action on special teams and played sparingly as reserve wide receiver...caught 17 passes for 160 yards with a long reception of 15 yards...made his first start of the season at WR vs. Miami (10/1) and caught a season-high three passes for 25 yards, with a long gain of 10 yards...played in his 50th career game at WR at Tennessee (10/29)...caught two passes for 22 yards, including a 13-yard reception on the Texans touchdown drive in the fourth quarter at New York Jets (11/26).

2005 (Cincinnati 16/2): Played in all 16 games for the second consecutive year...started the first

two games of his career...made 19 receptions for 211 receiving yards and one touchdown...contributed 17 special teams tackles...caught four passes for 47 yards and a 20-yard touchdown to open the season at Cleveland (9/11)...had a season-high 65 receiving yards on four catches and a long catch of 21 yards in a victory at Tennessee (10/16).

2004 (Cincinnati 16/0): Played in all 16 games for the first time in his career with no starts...caught eight balls for 67 yards...finished fifth on the team with 14 special teams tackles...caught two passes for 23 yards, including a long of 18 yards in his first two-catch game of his career at Washington (11/14).

2003 (Cincinnati 11/0): Played in 11 games with no starts...joined the Bengals after being released by the New York Giants at the end of training camp...spent the first five games on the practice squad...caught three passes for 18 yards...made NFL debut and had one special teams tackle vs. Baltimore (10/19)...first career reception of nine yards at San Diego (11/23).

COLLEGE: Left Eastern Michigan with school records for receptions with 211, receiving yards with 2,838 and touchdown catches with 20...made at least one catch in each of his last 34 games...earned first-team All-MAC honors as a senior with 93 receptions for 1,368 receiving yards, which were both school single-season records.

PERSONAL: Married to Caroline...attended Libertyville (Ill.) High School, where he lettered three times in football and was named first-team all-state as a senior...general business major at Eastern Michigan...hometown is Vernon Hills, Ill., located just outside of Chicago...born Kevin Patrick Walter.

WALTER, KEVIN

Walter's 2009 Season Statistics

Date, Opp	GP	GS	Rush	Yds	Avg	Lg	TD	Rec	Yds	Avg	Lg	TD
9/13 vs. NYJ	INACTIVE											
9/20 at TEN	INACTIVE											
9/27 vs. JAX	1	1	1	11	11.0	11	0	7	96	13.7	24	1
10/4 vs. OAK	1	1	0	0	--	--	0	1	41	41.0	41	0
10/11 @ ARI	1	1	1	-1	-1.0	-1	0	4	37	9.3	13	0
10/18 @ CIN	1	1	0	0	--	--	0	3	29	9.7	13	0
10/25 vs. SF	1	1	0	0	--	--	0	3	29	9.7	14	0
11/1 @ BUF	1	1	1	13	13.0	13	0	4	29	7.3	10	0
11/8 @ IND	1	1	0	0	--	--	0	5	67	13.4	19	0
11/23 vs. TEN	1	1	0	0	0.0	0	0	4	46	11.5	27	0
11/29 vs. IND	1	1	1	3	3.0	3	0	7	73	10.4	22	0
12/6 @ JAX	1	1	0	0	0.0	0	0	4	54	13.5	21	0
12/13 vs. SEA	1	1	0	0	0.0	0	0	2	17	8.5	9	0
12/20 @ STL	1	1	0	0	0.0	0	0	4	42	10.5	21	1
12/27 @ MIA	1	1	0	0	0.0	0	0	3	21	7.0	8	0
1/3/10 vs. NE	1	1	0	0	0.0	0	0	2	30	15.0	17	0
2009 Totals	14	14	4	26	6.5	11	0	53	611	11.5	41	2

Walter's Career Statistics

Year	Team	G	GS	Rush	Yds	Avg	Lg	TD	Rec	Yds	Avg	Lg	TD
2003	Cin	11	0	0	0	0	0	0	3	18	6	9	0
2004	Cin	16	0	0	0	0	0	0	8	67	8.4	18	0
2005	Cin	16	2	0	0	0	0	0	19	211	11.1	33	1
2006	Hou	16	2	1	3	3	3	0	17	160	9.4	15	0
2007	Hou	16	15	5	30	6	13	0	65	800	12.3	46	5
2008	Hou	16	16	3	23	7.7	13	0	60	899	14.9	61	8
2009	Hou	14	14	4	26	6.5	11	0	53	611	11.5	41	2
NFL Totals		105	49	13	82	6.3	13	0	225	2,766	12.3	61	16
Texans Totals		62	47	13	82	6.3	13	0	195	2,470	12.7	61	15

Single Game Highs:

Receptions

12 @ Jacksonville (160 yards, 10-14-07)

8 @ Jacksonville (76 yards, 9-28-08)

7, four times, last:

7, vs. Jacksonville (73 yards, 11-29-09)

Receiving Yards

160 @ Jacksonville (12 receptions, 10-14-07)

146 @ Green Bay (6 receptions, 12-7-08)

98 vs. Miami (4 receptions, 10-12-08)

Long

61 @ Indianapolis (11-16-08)

60t vs. Baltimore (11-9-08)

58t @ Green Bay (12-7-08)

Touchdowns

2 vs. Cincinnati (10-26-08)

2 @ Jacksonville (9-28-08)

1, 11 times, most recent:

1 @ St. Louis (12-20-09)

Additional Statistics

Special Teams Tackles: 33 total; 2003 – 3, 2004 – 11, 2005 – 10, 2006 – 8, 2007 – 1.

Tackles: 10 total; 2006 – 2, 2007 – 3, 2008 – 4, 2009 – 1.



HOUSTONTEXANS.COM

63 Chris WHITE

GUARD



Height: 6-2 | **Weight:** 295 | **College:** Southern Mississippi |
Hometown: Winona, Mississippi | **6th NFL Season** |
5th with Texans | **Age as of Kickoff Weekend 2010:** 27 |
Acquired: FA-'06 | **2009 GP/GS:** 12/8 |
Career GP/GS: 27/8 | **Teams:** Green Bay, 2005; Houston, 2006-09 |

TRANSACTIONS: Signed as undrafted free agent by Green Bay Packers on April 29, 2005...Released by Packers on October 31, 2006...Signed by Houston Texans to practice squad on November 6, 2006...Re-signed by Texans on January 1, 2007...Placed on injured reserve on December 4, 2007...Re-signed by Texans on February 27, 2009.

PRO: Versatile offensive lineman that has the ability to play either center or guard...had his 2007 season cut short with a knee injury...joined Houston's practice squad late in 2006 after spending 2005-06 with Green Bay...has appeared in 25 games, 18 of which have come over the last two seasons...also has one career kickoff return for seven yards.

2009 (Houston 12/8): Inactive in the season opener vs. the New York Jets (9/13) and at Tennessee (9/20)...dressed but did not play vs. Jacksonville (9/27) and Oakland (10/4)...played on special teams at Arizona (10/11)...made his first career NFL start in place of injured Mike Brisiel at rRG at Cincinnati (10/18)...started at RG vs. San Francisco (10/25), at Buffalo (11/1) and at Indianapolis (11/8)...started at RG and played on special teams and protected quarterback Matt Schaub vs. Tennessee (11/23) when he had his second consecutive 300-yard passing game...started at RG vs. Indianapolis...helped the offense gain over 300 yards for the 11th consecutive game at Jacksonville (12/6)...part of the offensive line that blocked for QB Matt Schaub as he threw for 365 yards and two touchdowns vs. Seattle (12/13) without allowing him to be sacked...blocked for quarterback Matt Schaub at St. Louis (12/20) where he threw for 367 yards and was not sacked for the second consecutive game and fourth time this season...saw action at

right guard at Miami (12/27).

2008 (Houston 8/0): Saw action in eight games with the majority of his play coming on special teams...made his first career kickoff return, a seven-yard return on a short kick at Green Bay...played at guard at Pittsburgh (9/7)...played on special teams against his former team at Green Bay (12/1) and recorded his first career kickoff return when he fielded a kick and returned it seven yards.

2007 (Houston 6/0): Saw action in six games...appeared in three consecutive games before his season ended at Tennessee (12/2) with a knee injury...placed on injured reserve (12/4)...made his Texans debut at Jacksonville (10/14) as a reserve center...appeared as reserve center and guard vs. Tennessee (10/21) and at San Diego (10/28)...appeared on special teams vs. New Orleans (11/18) and at Cleveland (11/25)...played his last game of the season as reserve guard and on special teams at Tennessee (12/2)...left the game in the fourth quarter with a knee injury.

2006 (Green Bay 0/0): Spent the first half of the season with Green Bay...released by Green Bay (10/31) and signed to the Texans practice squad six days later...spent the final nine weeks on Houston's practice squad.

2005 (Green Bay 1/0): An undrafted rookie free agent who made the 53-man roster out of training camp...played in one game and was inactive for the other 15 contests...made his NFL debut vs. Chicago (12/25), playing on special teams.

COLLEGE: Was a two-year starter at Southern Mississippi after transferring from Holmes Community College (Miss.)...started all 25 games while at Southern Miss, 16 at left tackle and nine

WHITE, CHRIS

at guard...earned 'Hawg of the Year' in 2003 and 2004, a team award given to the top offensive line-man...lettered at Holmes C.C. (2001-02), earning a start in each of his 20 career games...earned a B.A. degree in management information systems from Southern Miss.

PERSONAL: Earned 10 letters at Winona (Miss.) High School, in football (four), track (four) and basketball (two)...was named All-State and all-district in football following his senior season for the Tigers...finished third at the state track meet in the shot put during his junior year...enjoys fishing, playing cards and traveling...single...born Christopher White in Winona, Miss.

White's Career Statistics

Games/Starts: 2005: 0/0, 2006: 1/0, 2007: 6/0, 2008: 8/0; 2009: 12/8 Total: 27/8.

Kickoff Returns-Yards: 1-7 total; 2008 - 1-7.



16

Bobby WILLIAMS

WIDE RECEIVER

Height: 6-2 | Weight: 194 | College: North Alabama |
Hometown: Jacksonville, Florida | 1st NFL Season |
1st with Texans | Age as of Kickoff Weekend 2010: 24 |
Acquired: FA-'10 | 2009 GP/GS: 0/0 |
Career GP/GS: 0/0 | Teams: Minnesota, 2009 |

TRANSACTIONS: Signed by the Minnesota Vikings as an undrafted free agent on June 2, 2009...Waived by Vikings on September 5, 2009...Signed by the Houston Texans on June 17, 2010.


PRO: Speedy young receiver who signed with the Texans in the offseason...will compete for a roster spot during training camp...attended workout camp with Jacksonville Jaguars during 2009 offseason...went through training camp with the Minnesota Vikings in 2009.

2009: Went through training camp with the Minnesota Vikings but was released prior to the start of the regular season...spent the season out of football.

COLLEGE: Played senior season at Division II North Alabama...transferred after his junior year from Middle Tennessee State to North Alabama...helped North Alabama win the Gulf South Conference title and advance to the second round of the Division II playoffs...played in Motor City Bowl against Central Michigan following his

sophomore season at MTSU...had career-best 50 catches in 2008 at North Alabama and career-high four TDs...hailed in eight career TDs as a collegiate WR, posting three in 2007 at Middle Tennessee...had a pair of 100-yard games in 2008, going for 127 on six catches against Harding and caught five passes for 121 yards vs. Henderson State, including career-high two TDs...hailed in seven passes for 71 yards at Maryland in 2006, his best game during his Middle Tennessee days...during his junior season in 2007, caught TD passes at Louisville, vs. Virginia and vs. Florida International...played first career college game in opener at Alabama in 2005...majored in physical education.

PERSONAL: Part of a pair of Class 5A state titles in basketball at Raines High in Jacksonville, FL...played on perennial state playoffbound football teams at Raines...named All-Conference and named Raines' top WR as a junior and senior...aspires to a career as a high school teacher and coach following his football career...cousin of former Texans WR Jabar Gaffney.



90 Mario WILLIAMS

DEFENSIVE END

Height: 6-6 | Weight: 285 | College: North Carolina State |
Hometown: Richlands, North Carolina | 5th NFL Season |
5th with Texans | Age as of Kickoff Weekend 2010: 25 |
Acquired: D1-'06 (1st overall) | 2009 GP/GS: 16/16 |
Career GP/GS: 64/64 | Teams: Houston, 2006-09 |

TRANSACTIONS: Selected after junior season by Houston Texans in first round (first pick overall) of 2006 NFL draft...Signed by Texans on April 28, 2006.

HONORS: Started in the 2010 Pro Bowl...Started in the 2009 Pro Bowl...*Associated Press* NFL Player of the Week (Week 1, 2007)...AFC Defensive Player of the Week (Week 1, 2007)...AFC Defensive Player of the Week (Week 15, 2007)...2007 NFL Alumni Defensive Lineman of the Year...2007 Second Team *Associated Press* All-Pro.

PRO: The prototype for NFL defensive ends...has a rare combination of size, speed, athleticism and strength...boasts a 41-inch vertical jump despite weighing nearly 300 pounds...started every game in his four-year plus career, joins LB DeMeco Ryans as the only pair of Texans defenders to start every game in that time span...holds the Texans all-time lead in sacks after only four years with 39.5...has 202 total tackles (160 solo)...has scored one career touchdown...established the Texans single-season sack record with 14.0 in 2007 and followed that up with 12.0 in 2008...has forced nine fumbles and recovered three in his career and has eight career passes defended...named second-team AP All-Pro in 2007...earned starting roles in the 2009 and 2010 Pro Bowls...was named a 2008 Pro Bowl alternate.

2009 (Houston 16/16): Started every game for the fourth straight season and led the team in sacks for the third straight year...finished the year with 9.0 sacks, two forced fumbles, a fumble recovery and three passes defended...was named as a starter to the 2010 AFC Pro Bowl squad...tied a career high with seven tackles (six solos) along with a pass defended and two quarterback hits

vs. the New York Jets (9/13)...recorded his first sack of 2009 at Tennessee (9/20) to go along with four tackles (one for loss) and two quarterback hits...started and had three solo tackles vs. Jacksonville (9/27)...had one sack and three hits on the quarterback, including one to force a fumble, to go along with four tackles (three solo) vs. Oakland (10/4)...had one hit on the quarterback at Arizona (10/11)...had three tackles (two solo) at Cincinnati (10/18)...made three tackles (two solo) including one sack, two tackles for loss and two quarterback hits vs. San Francisco (10/25)...had one hit on the quarterback at Buffalo (11/1)...recorded his fourth sack of the season at Indianapolis (11/8) where he also had on pass defended, one quarterback hit and one tackle for a loss...made four tackles (three solo) and had a hit on the quarterback vs. Tennessee (11/23)...sacked Peyton Manning for his fifth sack of 2009 and made two solo tackles and had one pass defended vs. Indianapolis (11/29)...made two solo tackles including his sixth sack of the season at Jacksonville (11/6)...had his best game of the 2009 season to date, recording six solo tackles, two sacks for 14 yards lost, three tackles for loss, one hit on the quarterback and one forced fumble vs. Seattle (12/13)...had two solo tackles including one for a loss and recovered a fumble at St. Louis (12/20)...started at defensive end at Miami (12/27) for the 63rd consecutive game.

2008 (Houston 16/16): Started all 16 games at defensive end...finished the season with 53 solo tackles and a team-high 12.0 sacks...also forced four fumbles...was voted to his first Pro Bowl, where he started at DE for the AFC squad...accounted for 12 of the team's 25 sacks on the year...12.0 sacks led all AFC defensive ends...had four games with multiple sacks...recorded six solo tackles including two sacks at Pittsburgh



HOUSTONTEXANS.COM

WILLIAMS, MARIO

(9/7), which gave him 20.5 sacks for his career... forced a fumble when he hit Steelers QB Ben Roethlisberger in the second quarter... totaled five tackles, two solo at Tennessee (9/21)... registered one solo tackle and five quarterback hurries at Jacksonville (9/28)... totaled four tackles with two sacks vs. Indianapolis (10/5)... recorded four tackles including two sacks vs. Miami (10/12)... posted one solo tackle and one assist with one quarterback hurry vs. Detroit (10/19)... registered three solo tackles, including his seventh sack of the season vs. Cincinnati (10/26) and forced a fumble on the play... totaled three solo tackles, including his eighth sack of the season at Minnesota (11/2)... posted three solo tackles and one assist vs. Baltimore (11/9)... recorded two solo tackles at Indianapolis (11/16)... finished with one solo tackle, which was for a loss, and one quarterback hurry at Cleveland (11/23)... posted six total tackles, including three sacks and one forced fumble on Monday Night Football vs. Jacksonville (12/1)... registered one solo tackle and two quarterback hurries at Green Bay (12/7)... posted four solo tackles vs. Tennessee (12/14)... recorded four solo tackles and one assist at Oakland (12/21)... posted two solo tackles, including his 12th sack of the season vs. Chicago (12/28).

2007 (Houston 16/16): Started all 16 games at defensive end... earned *Associated Press* All-Pro second team honors... selected as an alternate to the Pro Bowl... finished with a franchise-record 14.0 sacks... made 59 total tackles, two forced fumbles, a fumble recovery and scored his first career touchdown... named AFC Defensive Player of the Week in Week 1 and Week 15... established a Texans single-game sack record with 3.5 against Denver (12/13)... established a Texans record by recording a sack in six straight games... started vs. Kansas City (9/9) and opened the season with two sacks... had a fumble recovery he returned for a 38-yard touchdown... honored by the *Associated Press* as the NFL Player of the Week for his performance... also honored as the AFC Defensive Player of the Week for Week 1...

made three total tackles (one solo) and one sack vs. Miami (10/7)... registered two total tackles (one solo) and one sack at San Diego (10/28) when he downed former N.C. State teammate QB Philip Rivers for a two-yard loss... finished with six total stops, three solo, and one sack vs. New Orleans (11/18)... forced a fumble on the sack, his first of the season... started at Cleveland (11/25) and made four solo tackles and one sack... forced a fumble with his sack, his second of the season... finished with season-high seven tackles, three solo, and registered 2.5 sacks at Tennessee (12/2)... broke the team record for single-season sacks with 8.5 sacks on the season, passing former Texan Jeff Posey, who recorded 8.0 total sacks in 2002... recorded six total tackles, four solo, and sacked QB Luke McCown late in the fourth quarter vs. Tampa Bay (12/9)... started in his 30th career game vs. Denver (12/13) in his first career prime time game... finished with his best game of his career, registering a team-record 3.5 sacks and tying his season-high with seven tackles... made two solo tackles and one sack for a loss of two yards at Indianapolis (12/23).

2006 (Houston 16/16): Started all 16 games as a rookie at right defensive end... was the only Texans defensive lineman to start every game... showed toughness by staying on the field despite battling a severe foot injury... set a Texans rookie record with 4.5 sacks, topping DE Jason Babin's 4.0 sacks in 2004... sack total ranked him second on the team behind Babin, who had 5.0 in 2006... led all Texans defensive linemen with 47 tackles, including 35 solos... recorded a sack in three consecutive games, matching the second-longest streak in team history... recorded his first career sack vs. Miami (10/1)... finished with two tackles, and also batted away a two-point conversion attempt in the end zone... finished with a season-high six tackles at Dallas (10/15), including five solos... recorded two total tackles, including a sack, vs. Jacksonville (10/22)... recovered his first career fumble late in the third quarter to set up a touchdown... registered three total tackles at

WILLIAMS, MARIO

New York Giants (11/5), including a six-yard sack of Giants QB Eli Manning, his third sack in as many games...forced a fumble for the first time vs. Indianapolis (12/24) as part of a five-tackle performance.

COLLEGE: Set the N.C. State career record with 55.5 stops for losses of 237 yards...topped the old mark of 45 for minus-269 yards by Carl Reeves (1991-94)...shattered the previous State season-record of 21 with 27.5 stops behind the line of scrimmage in 2005...broke school career sack record with 26.5...All-American first-team selection by The NFL Draft Report and Sports Illustrated as a junior in 2005...voted the team's Most Valuable Player...set a school season record, as he led the ACC and ranked fourth in the nation with 14.5 sacks for minus-75 yards as a senior.

PERSONAL: Attended Richlands (N.C.) High School...Richlands retired his number 82 jersey...2002 Associated Press All-State choice...chosen to the 2002 North Carolina Shrine Bowl team, where he notched four sacks...recorded 87 tackles, 13 sacks, 22 stops for losses for the Wildcats...also added five forced fumbles, two fumble recoveries, and five blocked kicks as a senior...also played running back as a senior and rushed for 590 yards and three touchdowns on 58 carries...recorded over 100 tackles as a junior...graduated from high school in December 2002 and attended the Gator Bowl with North Carolina State.



WILLIAMS, MARIO

Williams' 2009 Season Statistics

Date, Opp	GP	GS	TACKLES					Yds	INTERCEPTIONS					PD	FUMBLES			
			Tot	Solo	Asst	Sk	No		Yds	Lg	TD	FF	FR		Yds	TD		
9/13 vs. NYJ	1	1	7	6	1	0.0	0	0	0	0	0	1	0	0	0	0		
9/20 @ TEN	1	1	4	4	0	1.0	7	0	0	0	0	0	0	0	0	0		
9/27 vs. JAX	1	1	3	3	0	0.0	0	0	0	0	0	0	0	0	0	0		
10/4 vs. OAK	1	1	4	3	1	1.0	3	0	0	0	0	0	1	0	0	0		
9/27 vs. JAX	1	1	0	0	0	0.0	0	0	0	0	0	0	0	0	0	0		
10/18 @ CIN	1	1	3	2	1	0.0	0	0	0	0	0	0	0	0	0	0		
10/25 vs. SF	1	1	3	2	1	1.0	6	0	0	0	0	0	0	0	0	0		
11/1 @ BUF	1	1	0	0	0	0.0	0	0	0	0	0	0	0	0	0	0		
11/8 @ IND	1	1	1	1	0	1.0	6	0	0	0	0	1	0	0	0	0		
11/23 vs. TEN	1	1	4	3	1	0.0	0	0	0	0	0	0	0	0	0	0		
11/29 vs. IND	1	1	2	2	0	1.0	8	0	0	0	0	1	0	0	0	0		
12/6 @ JAX	1	1	2	2	0	1.0	4	0	0	0	0	0	0	0	0	0		
12/13 vs. SEA	1	1	6	6	0	2.0	14	0	0	0	0	0	1	0	0	0		
12/20 @ STL	1	1	2	2	0	0.0	0	0	0	0	0	0	0	1	0	0		
12/27 @ MIA	1	1	0	0	0	0.0	0	0	0	0	0	0	0	0	0	0		
1/3/10 vs. NE	1	1	2	2	0	1.0	4	0	0	0	0	0	0	0	0	0		
2009 Totals	16	16	43	38	5	9.0	52	0	0	0	0	3	2	1	0			

Williams' Career Statistics

		TACKLES							INTERCEPTIONS					FUMBLES			
Year	Team	GP	GS	Tot	Solo	Asst	Sk	Yds	No	Yds	Lg	TD	PD	FF	FR	Yds	TD
2006	Hou	16	16	47	35	12	4.5	20.5	0	0	0	0	4	1	1	0	0
2007	Hou	16	16	59	43	16	14.0	82.5	0	0	0	0	1	2	1	0	1
2008	Hou	16	16	53	44	9	12.0	82	0	0	0	0	0	4	0	0	0
2009	Hou	16	16	43	38	5	9.0	52	0	0	0	0	3	2	1	0	0
NFL Totals		64	64	202	160	42	39.5	237	0	0	0	0	8	9	3	0	1

Single Game Highs

Tackles

7 vs. New York Jets (9-13-09)

7 vs. Denver (12-13-07)

7 @ Tennessee (12-2-07)

6, five times, most recent:

6 vs. Jacksonville (12-1-08)

Sacks

3.5 vs. Denver (12-13-07) J. Cutler

3.0 vs. Jacksonville (12-1-08) D. Garrard

2.5 @ Tennessee (12-2-07) V. Young

Forced Fumbles

1, seven times, most recent:

1 vs. Seattle (12/13/09)

1 vs. Oakland (10/4/09)

Fumble Recoveries

1 @ St. Louis (12-20-09)

1 vs. Kansas City (9-9-07)

1 vs. Jacksonville (10-22-06)

Touchdowns

1 vs. Kansas City (38-yard FR, 9-9-07)

Passes Defensed


1, Seven times, most recent:

1 @ Indianapolis (11-8-09)

1 vs. New York Jets (9-13-09)

26 Eugene WILSON

FREE SAFETY



Height: 5-10 | **Weight:** 193 | **College:** Illinois |
Hometown: Merrillville, Indiana | **8th NFL Season** |
3rd with Texans | **Age as of Kickoff Weekend 2010:** 30 |
Acquired: FA-'08 | **2009 GP/GS:** 8/8 |
Career GP/GS: 82/73 | **Teams:** New England, 2003-07; Houston, 2008-09 |

TRANSACTIONS: Selected in the second-round (36th overall) selection by the New England Patriots in the 2003 NFL Draft...signed by New England on July 21, 2003...signed as an unrestricted free agent by the Tampa Bay Buccaneers on March 17, 2008...released by the Buccaneers on September 1, 2008...signed by the Houston Texans on September 3, 2008...re-signed by Texans on February 27, 2009...Placed on reserve/injured list on November 25, 2009.

HONORS: 2004 AFC Defensive Player of the Month (September); ESPN.com's All-Rookie Team (2003); *USA Today's* All-Joe Team (2003).

PRO: Versatile player with the ability to play corner or safety...played in 82 career regular season games with 73 starts over six seasons...appeared in 10 playoff games with eight starts, including Super Bowl XXXVIII and Super Bowl XXXIX...total of 333 tackles, 14 interceptions, 37 passes defended, four forced fumbles, four fumble recoveries and 13 special teams tackles.

2009 (Houston 8/8): Inactive for the season opener vs. the New York Jets (9/13)... returned to the starting lineup and responded with his first interception of the season, which was returned 13 yards at Tennessee (9/20). Added one pass defended and four tackles (three solo)...started at free safety vs. Jacksonville (9/27)...was inactive vs. Oakland (10/4) due to illness...was back in the starting lineup after being ill and made five solo tackles and forced a fumble in the red zone at Arizona (10/11)...had three tackles (two solo) at Cincinnati (10/18)...had three tackles (two solo), two passes defended and an interception with 36 seconds remaining in the 4th quarter to clinch the victory at San Francisco (10/25)...made four solo tackles at Buffalo (11/1)...made

four solo tackles at Indianapolis (11/8)...made five tackles (three solo) vs. Tennessee (11/23)... placed on reserve/injured list (11/25).

2008 (Houston 12/10): Played in 12 games with 10 starts...led all Texans defensive backs with 63 total tackles and tied for second on the team with two interceptions...also registered seven passes defended...started at free safety and recorded one solo tackle and one pass defended vs. Indianapolis (10/5)...played at free safety where he registered two solo tackles, one pass defended and made his first interception of the season vs. Miami (10/12)...returned the interception 19 yards before fumbling while being tackled...played at safety where he registered five tackles and intercepted his second pass of the season vs. Cincinnati (10/26)...started and posted six total tackles and one pass defended vs. Baltimore (11/9)...led the team with eight solo tackles on Monday Night Football vs. Jacksonville (12/1)...registered five solo tackles and one pass defended at Green Bay (12/7)...led the team with a season-high nine tackles, including eight solos at Oakland (12/21)...finished second on the team with seven solo tackles and one pass defended vs. Chicago (12/28).

2007 (New England 11/6): Saw action in 11 games with six starts...finished the season with 32 tackles, one interception, three passes defended and one fumble recovery...started and tied for the team lead with seven tackles at the New York Jets (9/9)...started and led the secondary with five tackles vs. San Diego (9/16)...started and led the secondary with seven tackles vs. Cleveland (10/7)...started and recorded two tackles, one interception, which he returned five yards for a touchdown, one fumble recovery and one pass interception vs. the New York Jets (12/16)...inac-

WILSON, EUGENE

tive in AFC Divisional Playoff game vs. Jacksonville (1/11/08)...played a reserve role in AFC Championship Game vs. San Diego (1/20/08)...played a reserve role in Super Bowl XLII vs. the New York Giants (2/3/08).

2006 (New England 4/4): Started all four games before being placed on injured reserve (12/2)...season totals included 22 total tackles and two passes defended.

2005 (New England 16/16): Started all 16 games and both playoff contests...led the secondary with 65 tackles and added one interception, one fumble recovery and finished third on the team with seven passes defended...recorded eight special teams tackles...recorded three tackles and one forced fumble in AFC Wild Card game vs. Jacksonville (1/7/06).

2004 (New England 15/14): Started 14 of 15 regular season games...active for all three postseason contests as a member of the New England Patriots...started 11 games at safety and three at cornerback...named to ESPN.com's All-Pro Team...recorded a career-high 67 tackles and led the team with four interceptions...tied for the team lead with three forced fumbles and finished third on the team with seven passes defended...recorded three takeaways in the playoffs, with two interceptions and one fumble recovery...named AFC Defensive Player of the Month for September after notching 12 tackles, two interceptions, one forced fumble and one fumble recovery...registered four tackles and two interceptions in the Patriots' 41-27 AFC Championship victory at Pittsburgh (1/23/05)...recorded one tackle, one fumble recovery and added two special teams tackles in the Patriots' 24-21 victory over Philadelphia in Super Bowl XXXIX (2/6/05).

2003 (New England 16/15): Started 15 of 16 regular season games and all three postseason games with the New England Patriots...part of a Patriots defense that led the NFL in opponents' points

per game (14.9), opponents' passer rating (56.2), interceptions (29) and passing touchdowns surrendered (11)...named to ESPN.com's All-Rookie Team and USA Today's All-Joe Team after totaling 66 tackles, nine passes defended and tied for the lead among all NFL rookies with four interceptions...also added one stop on special teams...tallied two passes defended in the Patriots' 33-29 Super Bowl XXXVIII victory over Carolina (2/1/04).

COLLEGE: A three-year starter for the University of Illinois...recorded 176 tackles and one sack in 45 games...ranks sixth on the Illinois all-time interception list with 11, while his 60 pass deflections shattered the previous Illini record of 26...returned 93 punts (second all-time) for a school career-record 896 yards (9.6 avg.) and a pair of touchdowns, surpassing the old mark of 790 yards by Darryl Usher (1985-87)...as a senior was named All-Big Ten (second-team) and the Fighting Illini Special Teams Player of the Year...majored in speech communication.

PERSONAL: Attended Merrillville (Ind.) High School...played cornerback, running back and wide receiver, earning three letters in football and four in basketball...four-year varsity starter in basketball, twice earning All-Conference accolades...led the team in scoring and assists as a senior...born Eugene W. Wilson II in Maywood, Illinois.



WILSON, EUGENE

Wilson's 2009 Season Statistics

Date, Opp	GP	GS	TACKLES					INTERCEPTIONS					FUMBLES			
			Tot	Solo	Asst	Sk	Yds	No	Yds	Lg	TD	PD	FF	FR	Yds	TD
9/13 vs. NYJ	INACTIVE															
9/20 @ TEN	1	1	4	3	1	0.0	0	1	13	13	0	1	0	0	0	0
9/27 vs. JAX	1	1	0	0	0	0.0	0	0	0	0	0	0	0	0	0	0
10/4 vs. OAK	INACTIVE															
10/11 @ ARI	1	1	5	5	0	0.0	0	0	0	0	0	0	1	0	0	0
10/18 @ CIN	1	1	3	2	1	0.0	0	0	0	0	0	0	0	0	0	0
10/25 vs. SF	1	1	3	2	1	0.0	0	1	16	16	0	2	0	0	0	0
11/1 @ BUF	1	1	4	4	0	0.0	0	0	0	0	0	0	0	0	0	0
11/8 @ IND	1	1	4	4	0	0.0	0	0	0	0	0	0	0	0	0	0
11/23 vs. TEN	1	1	5	3	2	0.0	0	0	0	0	0	0	0	0	0	0
2009 Totals	8	8	28	23	5	0.0	0	2	29	16	0	2	1	0	0	0

Wilson's Career Stats

Year	Team	GP	GS	TACKLES					INTERCEPTIONS					FUMBLES			
				Tot	Solo	Asst	Sk	Yds	No	Yds	Lg	TD	PD	FF	FR	Yds	TD
2003	NE	16	15	61	47	14	0.0	0	4	18	10	0	0	0	0	0	0
2004	NE	15	14	65	56	9	0.0	0	4	51	24	0	0	0	0	0	0
2005	NE	16	16	61	38	23	0.0	0	1	0	0	0	0	0	0	0	0
2006	NE	4	4	24	20	4	0.0	0	0	0	0	0	0	0	0	0	0
2007	NE	11	6	31	27	4	0.0	0	1	5	5	1	0	0	0	0	0
2008	Hou	12	10	63	52	11	0.0	0	2	36	19	0	7	0	0	0	0
2009	Hou	8	8	28	23	5	0.0	0	2	29	16	0	2	1	0	0	0
NFL Totals		82	73	333	263	70	0	0	14	139	24	1	9	5	2	0	0

Single Game Highs

Tackles

11 vs. Seattle (10-17-04)

10 vs. Buffalo (10-30-05)

9 @ Oakland (12-21-08)

Interceptions

2 @ Arizona (9-19-04)

1, 12 times, most recent:

1 vs. San Francisco (10-25-09)

1 at Tennessee (9-20-09)

Fumble Recoveries

1 vs. New York Jets (12-16-07)

1 @ Pittsburgh (9-25-05)

1 @ Cleveland (12-5-04)

1 vs. Indianapolis (9-9-04)

Forced Fumbles

1 vs. Indianapolis (9-9-04)

Touchdowns

1 vs. New York Jets (12-16-07)

Additional Statistics

Special Teams Tackles: 12 total: 2003 – 1; 2004 – 4; 2005 – 7.

73 Eric WINSTON

TACKLE



Height: 6-7 | **Weight:** 317 | **College:** Miami (Fla.) |
Hometown: Midland, Texas | **5th NFL Season** |
5th with Texans | **Age as of Kickoff Weekend 2010:** 26 |
Acquired: D3b-'06 (66th overall) | **2009 GP/GS:** 16/16 |
Career GP/GS: 59/54 | **Teams:** Houston, 2006-09 |

TRANSACTIONS: Selected by Houston Texans in third round (66th overall) of 2006 NFL draft... Signed by Texans on July 23, 2006... Re-signed by Texans on September 6, 2008.

HONORS: 2007 *USA Today* AFC All-Joe Team.

PRO: Athletic young lineman who stepped into the starting lineup at right tackle as a rookie and has started the past 54 games as Houston's right tackle... started the final seven games of the 2006 season at right tackle... has the speed and athleticism to play tackle as well as the power to play guard if needed... converted from tight end to tackle in college.

2009 (Houston 16/16): Started at RT vs. the New York Jets (9/13)... started at right tackle at Tennessee (9/20) and helped protect QB Matt Schaub, allowing him to set a career-high with four touchdown passes... helped Schaub pass for his second consecutive 300-yard game vs. Jacksonville (9/27)... started at right tackle vs. Oakland (10/4) and at Arizona (10/11)... protected QB Matt Schaub as he threw for a season high 392 yards at Cincinnati (10/18)... started at RT vs. San Francisco (10/25) at Buffalo (11/1) and at Indianapolis (11/8)... protected quarterback Matt Schaub vs. Tennessee (11/23) when he had his second consecutive 300-yard passing game... started his 50th consecutive game at RT vs. Indianapolis... helped the offense gain over 300 yards for the 11th consecutive game at Jacksonville (12/6)... part of the offensive line that blocked for QB Matt Schaub as he threw for 365 yards and two touchdowns vs. Seattle (12/13) without allowing him to be sacked... started at right tackle at Miami (12/27).

2008 (Houston 16/16): Started in all 16 games at right tackle... part of an offensive line that saw all five members start every game together for

the first time in team history... helped the offense average 382.1 yards per game, which ranked third in the NFL... paved the way for rookie RB Steve Slaton to rush for a Texans single-season record 1,282 yards... teamed with RG Mike Brisiel to help the rushing attack average 5.1 yards per carry to the right side of the line, good for third-best in the league... started his second consecutive season opener at RT at Pittsburgh (9/7)... helped Slaton rush for his first 100-yard game at Tennessee (9/21)... helped the offense gain over 400 yards in back-to-back games vs. Miami (10/12) and vs. Detroit (10/19)... helped the team score a season-high 35 points vs. Cincinnati (10/26)... was part of an offensive line that helped Slaton set a Texans rookie record with 156 rushing yards at Indianapolis (11/16)... helped the offense gain a franchise-record 549 yards at Green Bay (12/7)... was part of the line that helped Slaton run for his third consecutive 100-yard game and WR Andre Johnson record the first 200-yard receiving game in team history vs. Tennessee (12/14).

2007 (Houston 16/16): One of three Texans offensive linemen to start all 16 games... the Texans offensive line reduced the number of sacks allowed by 21 from 2006 to 2007, going from 43 in 2006 to just 22 last season... the 21-sack decrease from 2006 to 2007 was the third-best improvement for any line in the NFL... only Cleveland and Oakland improved more... started on kickoff weekend against Kansas City (9/9) for the first time in his short NFL career... started against Tennessee (10/21)... made three miscellaneous tackles... started the 20th game of his career against Tampa Bay (12/9)... started at Indianapolis (12/23) serving as a team captain... missed a few plays after suffering a back injury.

2006 (Houston 12/7): Played in 12 games as a



HOUSTONTEXANS.COM

WINSTON, ERIC

rookie and started the final seven contests at right tackle...played a key part in a rushing attack that improved dramatically over the second half of the season and produced more than 100 yards on the ground in five of the last seven games...made his professional debut as a reserve lineman at Dallas (10/15)...came on in relief of an injured Zach Wiegert at Jacksonville (11/12)...made first career start at RT against Buffalo (11/19) and helped the team rush for 188 yards, the third-best total in franchise history.

COLLEGE: A very highly-rated tackle out of Miami...began his Miami career as a tight end...injury during junior season limited play...helped lead a highly ranked offense in his three full seasons...All-American first team selection by Walter Camp, American Football Coaches Association (AFCA) and Sports Illustrated as a senior in 2005, adding second-team honors from the Associated Press...All-Atlantic Coast Conference first team pick and recipient of the Jacobs Trophy, given to the ACC's top offensive lineman.

PERSONAL: Hails from Midland, Texas...team won three consecutive Texas Class 5A titles at Midland Lee High School...played tight end and defensive end...SuperPrep National Elite 50 Team...Houston Chronicle Texas Top 100...First-Team All-American by ESPN.com...First-Team All-USA Today...caught 20 passes for 210 yards and three touchdowns as a senior...made 13 catches for 325 yards and one touchdown as a junior...married to Jenny...has one daughter, Julie...served as a guest author for Peter King's Monday Morning Quarterback column on SportsIllustrated.com the week of June 28, 2010.

Winston's Career Statistics

Games/Starts: 2006: 12/7 2007: 16/16, 2008: 16/16; 2009: 16/16; Total: 59/54



HOUSTONTEXANS.COM



25 Kareem JACKSON

CORNERBACK

Height: 5-10 | Weight: 197 | College: Alabama |
Hometown: Macon, Georgia | 1st NFL Season |
1st with Texans | Age as of Kickoff Weekend 2010: 22 |
Acquired: D1-'10 (20th overall) |

TRANSACTIONS: Selected by the Houston Texans in the first round (20th overall) of the 2010 NFL Draft.

COLLEGE: Played in all 41 career games at Alabama and started 40 contests, registering 159 tackles (106 solo) with eight tackles for loss (24 yards)...deflected 29 passes and recorded five interceptions (164 yards, 32.8 avg.)...his 29 pass deflections rank fourth on Alabama's all-time record list...his 13 pass breakups in 2009 rank seventh on the school's single-season record list...registered one forced fumble and one fumble recovery...blocked two kicks...returned one punt for eight yards.

2009: Started all 14 games at right cornerback, ranking sixth on the team with 49 tackles (30 solo) with three tackles for loss (13 yards)...tied for seventh in the SEC with an average of 1.0 passes defended per game...totaled 13 pass deflections, with six coming on third-down plays, and registered one interception (79 yards)...his 13 pass deflections rank seventh on Alabama's single season-record list...added three tackles on the kickoff coverage unit.

2008: Allowed opponents to complete just 21-of-56 (37.5 percent) pass attempts targeted into his area...recorded 44 tackles (28 solo) with one tackle for loss (4 yards)...recovered one fumble and blocked one punt...ranked 11th in the SEC with 10 pass deflections...registered one interception (5 yards).

2007: Started 12 games, including the final 10 at right cornerback en route to earning Freshman All-American honors from The NFL Draft Report...ranked fifth on the team with 66 tackles (48 solo) with four tackles for loss...forced one fumble and blocked one field goal attempt...finished second on the team with three interceptions for 80 yards (26.7 avg.) in returns...deflected six passes...named Alabama's Defensive Co-Player of the Week vs. Tennessee and Special Teams Co-Player of the Week vs. Vanderbilt and Florida State.

PREP SCHOOL: Attended Fork Union Military Academy (Fork Union, Va.)...intercepted five passes in his only season at the school...given a four-star rating by Rivals.com.

HIGH SCHOOL: Attended Westside High School in Macon, Ga. and compiled 1,436 rushing yards with 20 touchdowns and nine receptions for 256 yards with two touchdowns as a senior...accounted for 16 tackles and three interceptions on defense as a senior...concluded a three-year varsity career with over 3,447 rushing yards and 46 touchdowns...played in The Max Emfinger Third Annual High School All-American Classic...rated as the 17th-best overall prospect in the nation by Rivals.com.

PERSONAL: General Studies major...resides in Macon, Georgia.



HOUSTONTEXANS.COM



43 Ben TATE

RUNNING BACK

Height: 5-11 | Weight: 220 | College: Auburn |
Hometown: Salisbury, Maryland | 1st NFL Season |
1st with Texans | Age as of Kickoff Weekend 2010: 21 |
Acquired: D2-'10 (58th overall) |

TRANSACTIONS: Selected by the Houston Texans in the second round (58th overall) of the 2010 NFL Draft.

COLLEGE: Started 19-of-47 games at Auburn and gained 3,321 yards with 24 touchdowns on 678 carries (4.9 ypc), adding 53 receptions for 336 yards (6.34 ypc) and eight kickoff returns for 186 yards (23.25 avg)...posted four tackles (3 solos) and generated 3,843 all-purpose yards, an average of 81.77 yards per game...ranks fifth in school history in rushing yardage, topped by Bo Jackson (4,303 yards; 1982-85), Carnell Williams (3,831; 2001-04), James Brooks (3,523; 1977-80) and Joe Cribbs (3,368; 1976-79)...678 carries rank behind Carnell Williams' 741 in Auburn annals...24 touchdown runs tied Brent Fullwood (1983-86) for sixth on the Tigers' career-record chart...average of 70.65 yards per game rushing rank ninth in school history...Tate's 3,843 all-purpose yards also placed sixth on Auburn's all-time record list.

2009: Maxwell Award Watch List and Doak Walker Award semi-finalist...earned second-team All-Southeastern Conference honors from the Associated Press and third-team accolades from the league's coaches...started 10 of the 13 games he appeared in, leading the team with 263 carries (third on the school annual record chart) for 1,362 yards (fourth-best season total by a Tiger), averaging 5.18 yards per carry while scoring ten touchdowns...just the second player in school history (Tommy Lorino, 1956-58) to lead the team in rushing three-straight years...Collected 65 runs for first downs, converting 14-of-26 third-down handoffs and 1-of-2 fourth-down plays...ran for at least ten yards on 32 attempts, including seven for 20 yards or longer...came up with key runs on twenty touchdown drives and

six possessions that ended with field goals... had 37 positive runs inside the red zone, including 17 on goal-line attempts...ranked fourth on the team with a career-best 20 receptions for 105 yards (5.25 ypc), adding 139 yards on five kickoff returns (27.8 avg)...recorded two solo tackles – one each vs. Mississippi and Furman...collected 1,606 all-purpose yards, the seventh-best season total in school history...ranked third in the SEC in rushing (104.77 ypg) and eighth in all-purpose yardage (123.54 ypg)...gained at least 100 yards rushing in seven contests.

2008: Named to Maxwell Award Preseason Watch List, Tate finished sixth in the SEC in rushing yards per game at 55.33, despite starting just two (Tennessee and Vanderbilt) of twelve games...led the team in rushing for the second-straight year, totaling 664 yards with three touchdowns on 159 carries (4.18 ypc), but was seldom used in the second half of the Auburn schedule, gaining just 165 yards on the ground in the last six contests...caught fifteen passes for 90 yards (6.0 ypc) and had an 11-yard kickoff return... recorded an assisted tackle vs. Tennessee... finished with 765 all-purpose yards, an average of 63.75 yards per game.

2007: Started six of 13 games as a sophomore and led the team with 903 yards and eight touchdowns on 202 carries (4.47 ypc), ranking 12th in the SEC with an average of 69.46 yards per game on the ground...made sixteen catches for 144 yards (9.0 ypc) and gained 36 yards on a pair of kickoff returns (18.0 avg)...recorded a solo tackle vs. South Florida and generated 1,083 all-purpose yards, ranking 18th in the conference with an average of 83.31 yards per game.

TATE, BEN

2006: The Sporting News Freshman All-American honorable mention...appeared in nine games as a reserve and finished with 54 carries for 392 yards (7.26 ypc) and three touchdowns...caught two passes for losses totaling 3 yards, piling up 389 all-purpose yards for the season, an average of 43.22 yards per game.

2005: Redshirted as a freshman...Graduated from high school early in time to participate in spring drills.

HIGH SCHOOL: Attended Snow Hill (Md.) High School and set several Maryland state records, including most yards rushing in a season (2,886 as a junior) and career (5,920)...also set the state record for total offensive yards in a career with 6,123...Gatorade State Player of the Year as a senior and a two-time consensus All-State pick...added Baystate Conference Offensive Player of the Year in 2005...rated the sixth-

best running back in the nation and fifth-best overall prospect in the state by Rivals.com...Prep Star ranked him ninth nationally among running backs while ESPN placed him 12th...rated as the eighth-best player in the Mid-Atlantic Coast region and 57th overall in the nation by Tom Lemming's Prep Football Report...Tate rushed 542 times for 5,920 yards (10.9 ypc) and 78 touchdowns in 37 career games played...set the state season rushing record as a junior, totaling 2,886 yards and 41 touchdowns, averaging 221.4 yards per game...ran for 2,069 yards and 21 touchdowns as a senior, averaging 12.9 yards per carry, while leading his team to a state runner-up finish.

PERSONAL: Graduated in May 2009 with a degree in Criminology...son of Charlotte Green and Ben Tate, Jr...Born in Woodbridge, Va....resides in Salisbury, Maryland.

92 Earl MITCHELL

DEFENSIVE TACKLE



Height: 6-3 | Weight: 300 | College: Arizona |
Hometown: Galena Park, Texas | 1st NFL Season |
1st with Texans | Age as of Kickoff Weekend 2010: 22 |
Acquired: D3-'10 (81st overall) |

TRANSACTIONS: Selected by the Houston Texans in the third round (81st overall) of the 2010 NFL Draft...Signed by Texans on June 10, 2010.

COLLEGE: Played in 49 games with 37 starts for Arizona, starting 12 of 24 games at tight end/H-back, and all 25 games at defensive tackle...on defense, he recorded 88 tackles (50 solos) with eight sacks for minus 42 yards, 18 stops for losses totaling 60 yards and one quarterback pressure...also caused one fumble, deflected two passes, and blocked one punt...on offense, he caught 14 passes for 174 yards (12.43 avg) and two touchdowns...added seven yards on four carries (1.75 ypc), and returned on kickoff for eight yards.

2009: All-Pacific 10 Conference second-team selection by the league's coaches...named to the preseason watch list for the Lombardi Award...the defensive co-captain started 12 games and led Arizona defensive linemen with 48 tackles (34 solos), as he ranked seventh in the Pac-10 and 60th in the nation with an average of 1.04 tackles for loss per game, totaling 12.5 stops for minus-46 yards...made 6.5 sacks for losses of 32 yards...collected one pressure, one forced fumble, and one pass deflection...earned Pac-10 Defensive Player of the Week honors vs. Southern California.

2008: Shifted to the defensive side of the ball, starting all 13 games at left defensive tackle...put on 30 pounds in strength training to support the move to defense...finished with 40 tackles (16 solos), 1.5 sacks for minus-10 yards, 5.5 stops for losses of 14 yards and a pass deflection.

2007: Played in 12 games at fullback and H-Back...caught five passes for 38 yards (7.6 ypc)

and a TD, adding an eight-yard kick return vs. UCLA...scored the team's first TD from its new spread formation when he caught a seven-yard toss at the end of the Brigham Young clash.

2006: The 250-pound fullback started seven games while seeing action in all 12 games as a true freshman...rushed four times for seven yards and caught nine passes for 136 yards (15.1 ypc)...blocked a punt vs. LSU, adding two catches for 26 yards...had a 27-yard reception vs. Washington State and two grabs for 45 yards and a score in a 37-10 triumph over Oregon.

HIGH SCHOOL: Attended North Shore (Galena Park, Tex.) High School...earned first-team All-District 23-5A honors, as well as SuperPrep All-Midlands and All-Southwest...as a senior, helped his team to an 11-1 record, with their only loss coming in the area playoffs...rated the ninth-best tight end by Texas High School Football...listed as a Houston Chronicle Top 5 area receivers recruit, one of Dave Campbell's Texas Football Top 10 tight ends, and a Dallas Morning News State 100 selection...ranked 82nd on the San Antonio Express-News Texas 100 and named an area top prospect by Port Arthur News...earned postseason Texas 100 honors from Rivals.com, as that recruiting service gave him a three-star rating and listed him as the nation's 10th-best fullback prospect and the 93rd-best prospect from the state of Texas...Scout.com gave him a three-star rating and listed him as the nation's 29th-best tight end prospect.

PERSONAL: Interdisciplinary studies major...resides in Houston, Texas.



HOUSTONTEXANS.COM

51

Darryl SHARPTON

LINEBACKER



Height: 5-11 | Weight: 244 | College: Miami (Fla.) |
 Hometown: Coral Gables, Florida | 1st NFL Season |
 1st with Texans | Age as of Kickoff Weekend 2010: 22 |
 Acquired: D4a-'10 (102nd overall) |

TRANSACTIONS: Selected by the Houston Texans in the fourth round (102nd overall) of the 2010 NFL Draft...Signed by Texans on June 11, 2010.

COLLEGE: Started 30 of 52 games at Miami, including 18 at middle linebacker, nine at strong-side and three at weak-side linebacker...recorded 255 tackles (154 solo) that included 2.5 sacks for minus 24 yards and 27.0 stops for losses totaling 75 yards...caused and recovered a fumble...deflected nine passes...fielded six short kickoffs for 40 yards and had a 73-yard interception return for a touchdown.

2009: Played in all 13 games, starting the final 12 games at middle linebacker...led the team with a career-high 106 tackles (65 solo)...caused a fumble, deflected three passes and intercepted another for a 73-yard touchdown return...also fielded a pair of kickoffs for 22 yards (11.0 avg)...selected ACC Defensive Lineman of the Week in each of the Hurricanes' final two regular season contests...recorded at least 10 tackles in five games.

2008: Started nine games at strong-side linebacker, coming off the bench vs. Virginia, Virginia Tech, Georgia Tech and California (Emerald Bowl)...saw playing time on the weak-side and in the middle, finishing fourth on the team with 58 tackles (33 solo) that included 1.5 sacks for minus 14 yards and six stops for losses of 24 yards...recovered a fumble and broke up two passes...gained 18 yards on a trio of short kickoff returns.

2007: A valuable fill-in at either weak-side linebacker, strong-side linebacker or middle linebacker...played in 11 games...ranked sixth on the team with 46 tackles (30 solo), adding one stop for a 12-yard loss...deflected a pass and

fielded an onside kick for no return.

2006: Named third-team Freshman All-American by The Sporting News and College Football News...selected to The Sporting News ACC All-Freshman team...one of eight UM players who were selected to the 2006 ACC Academic Football Team...played in 10 games, starting vs. Georgia Tech, Virginia Tech, Maryland, Virginia and Boston College at middle linebacker...totaled 45 tackles (26 solo) with a 10-yard sack, five stops for losses of 18 yards and three pass deflections.

2005: Played in the team's first three games vs. Florida State, Clemson and Colorado before receiving a medical hardship.

HIGH SCHOOL: Attended Coral Gables (Fla.) High School, playing football for head coach Joe Montoya...played both offense and defense throughout his career, and also returned kickoffs and blocked punts...as a senior in 2004, he finished with 96 tackles (three for loss), two interceptions and four blocked punts...selected to play in the Cali/Florida Bowl, but declined the invitation...as a junior, he recorded 110 tackles and one interception for a touchdown...ranked as the nation's 28thbest outside linebacker prospect by Rivals.com and was chosen All-Dade County while ranking as the 10th-best prospect in Dade County by the Miami Herald...member of the Florida Times-Union Super 75 squad...was in his school's International Baccalaureate Program.

PERSONAL: Graduated with a degree in Finance...presently enrolled in post-graduate school...resides in Coral Gables, Florida.



HOUSTONTEXANS.COM



88

Garrett GRAHAM

TIGHT END

Height: 6-3 | Weight: 241 | College: Wisconsin |
Hometown: Brick, New Jersey | 1st NFL Season |
1st with Texans | Age as of Kickoff Weekend 2010: 23 |
Acquired: D4b-'10 (118th overall) |

TRANSACTIONS: Selected by the Houston Texans in the fourth round (118th overall) of the 2010 NFL Draft.

COLLEGE: Started 33-of-40 games for the Badgers, catching 121 passes for 1,492 yards and sixteen touchdowns...became the 20th player in school history to gain over 1,000 yards receiving in a career and was the fifth Wisconsin tight end to accomplish that feat, joining Travis Beckum, Pat Richter, David Charles and Tim Stracka...only Beckum (159) have more receptions by a tight end in school annals than Graham's 121 (tied with Pat Richter)...his sixteen touchdown catches moved him into a tie with Chris Chambers (1997-2000) for fifth place on the Badgers' all-time record list...those scoring grabs rank topped the previous school all-time record for tight ends (15 by Pat Richter) has more touchdown receptions...ranks eleventh in school history with 1,492 yards receiving.

2009: Earned first-team All-Big Ten Conference honors from the media and second-team accolades from the league's coaches...named team co-MVP...midseason John Mackey Award Watch List nominee (nation's top tight end)...started thirteen games catching a career-high 51 passes for 624 yards (12.24 ypc) and seven touchdowns...his seven scoring grabs tied for eighth on the school season-record list...caught 51-of-74 balls targeted to him (68.92%), as he dropped three attempts and had five others deflected by the opposition...40 of his catches produced first downs, converting 16-of-27 third-down tosses (59.26%)...had 37 catches for at least ten yards, including nine for 20 yards or longer...also came up with key receptions on eighteen touchdowns drives and three possessions that produced field goals...served as one

of the team's four captains.

2008: All-Big Ten Conference first-team selection by the league's media, The NFL Draft Report and CBS Sportsline, earning second team honors from the conference's coaches...led the team with a career-high 40 receptions for 540 yards and five touchdowns, as it marked the third-straight year a tight end led the team in catches...had a total of 61 passes targeted to him (caught 65.57%), as six of those tosses were deflected by the opposition and 15 others were un-catchable...did not drop any of those throws and did not lose any ground or get tackled for no gain on any of his 40 grab...made seven of his catches inside the red zone, including five on goal-line plays...as a blocker, he delivered 38 knockdowns/key blocks that included eight down field, three touchdown-resulting blocks.

2007: Earned his first varsity letter, starting 10-of-13 games in the team's two-tight end formation, coming off the bench vs. Washington State, Iowa and Illinois...finished second on the team, catching 30-of-47 passes targeted to him for 328 yards and four touchdowns...along with Travis Beckum's 75 catches, it marked the first time in Wisconsin history that tight ends finished 1-2 in receiving during the same season...24 of his 30 grabs produced first downs, as Graham helped convert 12-of-16 third-down tosses and one other on fourth down...caught eight of his passes inside the red zone, including four on goal-line plays...Registered 31 knockdowns/ key blocks that included seven down field blocks and three touchdown-resulting block...also recorded a solo tackle vs. Iowa.

2006: Saw action in three games...made his collegiate debut late in the Minnesota clash and



HOUSTONTEXANS.COM

GRAHAM, GARRETT

also played briefly in the Buffalo game...saw his most extensive action vs. Arkansas in the Capital One Bowl.

2005: Redshirted as a freshman.

HIGH SCHOOL: Attended Brick Township Memorial (Brick, N.J.) High School, playing football for head coach Fred Sprengel...named to the Associated Press, Newark Star-Ledger and Gannett News All-State teams as a junior and senior... New Jersey Top 25 and National Top 35 prospect selection, earning a four-star rating from Rivals.com...rated the 26th-best overall prospect in the nation by Scout.com...chosen for Prep Football's All-East Top 60 list...was a versatile performer,

as he lined up at tight end and defensive end, in addition to handling place-kicking and punting chores...the two-time team captain and MVP caught 25 passes for 604 yards and ten touchdowns, adding fourteen tackles (10 solo) with a pair of sacks, a fumble recovery and an interception, adding five field goals, including two for distances of 45 and 47 yards as a senior...he closed out his prep career with 2,031 yards and 21 touchdowns on 96 receptions.

PERSONAL: Sociology major...son of Eileen and Gordon Graham...father played for the West Virginia University soccer team...resides in Brick, New Jersey.

22 Sherrick McMANIS

CORNERBACK

Height: 6-1 | Weight: 195 | College: Northwestern |
Hometown: Brick, New Jersey | 1st NFL Season |
1st with Texans | Age as of Kickoff Weekend 2010: 22 |
Acquired: D5-'10 (144th overall) |

TRANSACTIONS: Selected by the Houston Texans in the fifth round (144th overall) of the 2010 NFL Draft.

COLLEGE: Talented cornerback who earned an postseason all-star invite to the 2010 East-West Shrine Game (was unable to participate in the game due to injury)...invited to the NFL's 2010 Scouting Combine in Indianapolis...has tremendous football instincts...possesses skills that "you can't coach"...positioned sixth (tied with Willie Lindsey) on NU's career interceptions list with nine...ranks third on NU's career pass breakups list with 30...despite being hampered with leg injuries his senior season, played in 10 of 13 games and was named team's 2009 Defensive MVP...an outstanding special teams player.

2009: Team co-captain...first-team All-Big Ten selection by media and second-team all-league choice by coaches...team's 2009 Defensive Most Valuable Player...named the Tri-County Male Athlete of the Year by his hometown Greater Peoria Sports Hall of Fame... finished with 37 tackles and a team-best five interceptions in 10 games...ranked first in Big Ten and eighth nationally in interceptions...had a string of 30 consecutive starts until sitting out Eastern Michigan and Syracuse games with a leg injury...Academic All-Big Ten.

2008: Consensus honorable mention All-Big Ten selection...finished fourth on team with 67 tackles and first on squad with 14 passes defended, which is tied for fifth in the Big Ten and 38th nationally...three tackles in 2008 Alamo Bowl vs. Missouri...five stops and one interception vs. Illinois, earning team defensive big playmaker honors...at Michigan, set a career high with three pass breakups and finished with three...racked

up a career-best nine solo tackles against the Blue Devils...named team's defensive player of the game vs. Duke...tied for 38th in the Big Ten with 5.2 tackles per game.

2007: Starter at cornerback...returned kickoffs in 10 games (first four, last six)...ranked sixth in the Big Ten with a 23.2 ypr average...led team with 10 tackles (six solo), as well as two TFL's (loss of 5 yards) in win over Northeastern...finished third on team with 75 tackles...had 6.5 TFL's and led team with six pass breakups.

2006: Named to Sporting News' Freshman All-Big Ten team...team's NGN Special Teams Newcomer of the Year Award recipient...Named the team's special teams player of the week for five consecutive weeks (Eastern Michigan through Purdue) and seven overall...earned his sixth and seventh such honors for performances at Michigan and Iowa...made his first start on defense, playing the team's nickel back against Purdue...started three games (Michigan, Iowa and Ohio State) at cornerback...handled team's kickoff return duties...ranked seventh in the Big Ten with a kickoff return average of 21.0...had six kickoff returns for 30 or more...earned his first career interception against Ohio State's Heisman Trophy winner Troy Smith...added three tackles and two pass breakups vs. the Buckeyes.

HIGH SCHOOL: A versatile performer who earned team MVP and all-state honors (played eight different positions his senior year)...earned all-state honors from the Champaign-Urbana News-Gazette and Illinois Football Coaches Association...first-team Peoria Journal Star all-area and all-conference selection, as well, in 2005...helped the Knights earn a berth in the Illinois state playoffs three consecutive years ...



HOUSTONTEXANS.COM

McMANIS, SHERRICK

Primarily played tailback and defensive back for Richwoods...also a dangerous kick and punt returner...earned a spot in the IFCA's Shriners All-Star game...won the Illinois state long jump his junior year...one of several Northwestern players to come out of Richwoods High -- Dan and Ed Sutter are two other Richwoods' alums...coached by Doug Simper.

PERSONAL: Born Sherrick Terravis McManis... son of Cindy and John White...communication studies major.




HOUSTONTEXANS.COM

71

Shelley SMITH

GUARD



Height: 6-4 | Weight: 308 | College: Colorado State |
 Hometown: Phoenix, Arizona | 1st NFL Season |
 1st with Texans | Age as of Kickoff Weekend 2010: 23 |
 Acquired: D6a-'10 (187th overall) |

TRANSACTIONS: Selected by the Houston Texans in the sixth round (187th overall) of the 2010 NFL Draft...Signed by Texans on June 16, 2010.

COLLEGE: Played in 36 games with 31 starts over four seasons at Colorado State...two-time All-Mountain West Conference selection, earning second-team honors in 2008 and honorable mention in 2009.

2009: Senior starter at weakside guard, played in nine games with eight starts, but did not miss a conference game...an honorable-mention all-conference selection, allowed only two QB hurries on the season, finishing with nearly 50 knockdown blocks in conference play alone, and 19 "outstanding efforts"...preseason all-conference selection, sustained an ankle injury in practice Aug. 29 and missed the season's first three games...entered the year on the Rotary Lombardi Award watch list, the first such CSU player since Erik Pears in 2004...named in the season's opening week one of five permanent team captains, one of two on offense (also Cole Pemberton).

2008: A second-team all-MWC choice, played in 12 games, with 11 starts, including the New Mexico Bowl (Dec. 20)...started the season opener at weak-side guard vs. Colorado (Aug. 31) and played the entire game, making a nice block on Gartrell Johnson's 18-yard run in the first quarter; sustained an ankle injury in CU contest and did not practice the following week...missed the home opener vs. Sacramento State...did not start the following week vs. Houston (Sept. 20), but played the entire fourth quarter at guard, collecting a pair of pancake blocks...at Air Force (Nov. 1), opened a hole for Gartrell Johnson's 17-yard run on CSU's first play; the Rams would score a go-ahead TD on the march...considered by

coaches the team's most talented offensive lineman, with the ability to pull and adjust on the run, complementing great speed and strength.

2007: Beat out several competitors to earn starting role at left guard, and made first career start in season opener at Colorado (Sept. 1); started all 12 contests and impressed coaches despite his inexperience...in win vs. Georgia Southern (Nov. 17), opened a hole for Kyle Bell on his fourth-quarter touchdown run.

2006: Saw playing time in three games.

HIGH SCHOOL: Was an all-star offensive lineman at Westview High School in Phoenix, Ariz.... earned three varsity letters in football, and was a two-year starter...lettered once in track, where he threw the shot put and discus...received first-team all-region honors in 2004 as an offensive tackle and was second-team as a defensive lineman...was a two-time all-state performer in football and was named to the all-Arizona team as a senior...was named the West Valley Player of the Year as a senior...high school coach was Jeff Bowen.

PERSONAL: Given name Shelley Andres Smith... born in Phoenix, Ariz. ...son of Ishmia Reed-Smith...has one brother and one sister...majoring in nutrition and food science...hometown: Phoenix, Ariz.



HOUSTONTEXANS.COM

16

Trindon HOLLIDAY

WIDE RECEIVER



Height: 5-5 | **Weight:** 165 | **College:** LSU |
Hometown: Zachary, Louisiana | **1st NFL Season:** |
1st with Texans: | **Age as of Kickoff Weekend 2010:** 24 |
Acquired: D6b-'10 (197th overall) |

TRANSACTIONS: Selected by the Houston Texans in the sixth round (197th overall) of the 2010 NFL Draft...Signed by Texans on May 17, 2010.

COLLEGE: The fastest player ever to play college football who ranks among the nation's elite as a return specialist...has returned a combined total of four punt returns and kickoff returns (2 of each) for touchdowns...capped his career ranked among the all-time leaders at LSU in punt return yards (7th at 647) and kickoff return yards (2nd at 1,806)...his combined return yards of 2,453 ranks second in school history to Domanick Davis' 3,294 return yards...finished his career with 3,297 all-purpose yards (772 rushing, 72 receiving, 647 PR, 1,806 KOR), which ranks 10th in school history...is an eight-time All-American in track and field for the Tigers and is the reigning NCAA champion in the 100-meter dash after clocking 10.00 in the national final at the 2009 NCAA Outdoor meet...is a three-time SEC Special Teams Player of the Week recipient...improved draft status by running a 4.34 at the NFL Combine in February of 2010.

2009: Doubled as a running back and return specialist for the Tigers...played in all 13 games with no starts...led SEC and ranked No. 2 in the nation in punt returns with a 18.1 average on 20 returns (362 yards, 1 TD)...had best game of season in regular season finale with 212 all-purpose yards in overtime win over Arkansas...had season-high 57 rushing yards on nine carries along with 109 punt return yards and 46 kickoff return yards...returned a punt 87 yards for a second quarter TD in the win over Arkansas...had big special teams game vs. Penn State in Capital One Bowl, returning two punts for 43 yards and two kickoffs for 63 yards...added 10 yards rushing vs. Penn State to finish with a team-best 116 all-purpose yards...

had a 50-yard punt return vs. Tulane...Set up LSU's game-winning score against Georgia with a 40-yard return to the Georgia 38-yard line...LSU scored two plays later to go-ahead for good at 20-13 with just under a minute left...scored his rushing TD on an 11-yard scamper against Louisiana-Lafayette in the third week of the season...caught three passes for 36 yards, including a career-long 26 yard reception against Auburn.

2008: A running back with lightning speed who also served as the Tigers' top return specialist...played in all 13 games...racked up 609 kickoff return yards – the second-most in single-season school history -- on 27 tries...accumulated 279 yards on 21 punt returns and ranked 16th in the nation in average yards per punt return (13.3)...added 114 yards rushing on 21 carries and two receptions for 33 yards for the season...averaged 8.8 yards per rush...was kicked away from most of the season...Against North Texas, he returned four punts for a total of 163 yards, the second-most in school history behind Norman Jefferson's 169 in 1983...returned a punt 92 yards for a touchdown against North Texas, which tied for the second-longest punt return in school history...his efforts against North Texas earned him the SEC Special Teams Player of the Week for the third time in his career...returned three kickoffs for 124 yards with a season-long 49 yarder at Arkansas...also rushed three times for a season-high 38 yards versus the Razorbacks, including a career-long 39 yarder...returned three punts for 27 yards and seven kickoffs for 164 yards against Georgia...his 194 all-purpose yards against the Bulldogs was a career high...finished with two carries for 26 yards against Florida...hauled in one pass against the Gators for 18 yards and returned seven kickoffs for 141 yards with a long of 41...logged two carries for 19 yards to go along



HOUSTONTEXANS.COM

HOLLIDAY, TRINDON

with 36 yards on two punt returns in the Chick-fil-A Bowl against Georgia Tech.

2007: Doubled as a running back and return specialist for the Tigers...rushed for 364 yards and two touchdowns on 53 carries and then added 498 yards and one TD on 19 kickoff returns...averaged 6.9 yards per rush and 26.2 yards on kickoff returns...rushed for a career-high 73 yards and a score on six carries against South Carolina...TD came on a season-long 33-yard run...carried the ball five times for 45 yards and a TD versus Louisiana Tech...returned a kick 98 yards for a score in the win over Ole Miss...the play earned him SEC Special Teams Player of the Week honors...the return for a TD was the second of his career and tied as the fifth longest in school history.

2006: A running back/return specialist with lightning speed...proved to be just as valuable as a decoy on the offensive side of the football...carried the ball 14 times for 172 yards (12.3 avg.) and a score...scored his first career touchdown on a 38-yard run against Fresno State...finished the game with three carries for 58 yards, both career highs, in the win over the Bulldogs...was named the SEC Special Teams Player of the Week after scoring what proved to be the game-winning touchdown against Arkansas on a 92-yard kickoff return...on the year, averaged 32.4 yards on five kick returns.

HIGH SCHOOL: One of the state's most underrated athletes who possesses incredible speed...posted the nation's fastest indoor times in the 55 and 60-meter dash in 2005...led Northeast High School to the 2A state title in the spring of 2005 by winning the 100 and 200 meters...was also second in the state meet in the long jump...has been clocked at 4.27 seconds in the 40-yard dash...clocked as fast as 6.27 seconds in the 55-meter dash...accumulated 2,210 yards rushing (11.4 per carry) on 193 carries and 34 touchdowns as a senior...averaged 27.6 yards per punt return...rushed for 1,870 yards and 26 touchdowns as a junior...four-time state champion in the 200 meters and three-time state champion in the 100 meters...coached by David Masterson.

PERSONAL: Full name is Trindon Jerard Holliday...born in Baton Rouge...mom is Gwendolyn Richardson...has three siblings – Treavion, Dennis and Damonte'...majoring in general studies.

19

Dorin DICKERSON

WIDE RECEIVER



Height: 6-2 | Weight: 230 | College: Pittsburgh |
 Hometown: Imperial, Pennsylvania | 1st NFL Season |
 1st with Texans | Age as of Kickoff Weekend 2010: 22 |
 Acquired: D7-'10 (227th overall) |

TRANSACTIONS: Selected by the Houston Texans in the seventh round (227th overall) of the 2010 NFL Draft.

COLLEGE: Appeared in 46 games at Pittsburgh – eight at wide receiver, twelve at strong-side outside linebacker and 26 at tight end...all eleven career starts came at the tight end position...recorded 63 receptions for 708 yards (11.24 ypc) as 22.64% of his catches (twelve) resulted in touchdowns...rushed five times for 50 yards (10.0 ypc) and a score...returned ten kickoffs for 106 yards (10.6 avg) and recorded fifteen tackles (7 solo) with 0.5 stop for minus one yard, a QB pressure and a pass deflection...his 49 receptions in 2009 rank second on the tight end season-record chart, topped by Dave Moore (51 in 1991)...his ten touchdown catches in 2009 set the school tight end annual record and tied Greg Lee (2004) for sixth place on Pitt's overall touchdown season-record list...Dickerson's three touchdown catches vs. Buffalo in 2009 were the most in a game by a Pitt player since Latef Grim scored three times vs. Villanova in 1998.

2009: Dickerson became the first Pittsburgh tight end since Mike Ditka in 1960 to earn first-team All-American honors, receiving that recognition from the Football Writers Association, and second-team accolades from The NFL Draft Report...finalist for the John Mackey Award, given to the nation's top tight end...became the first Pitt tight end to receive All-Big East Conference first-team honors (Dave Moore – 1991 and Kris Wilson – 2003, both were second-team choices)...finished second on the team with 49 receptions (3.77 rpg), the second-best season total by a Panthers tight end...gained 529 yards (10.8 ypc), averaging 40.69 yards per game...his ten touchdown catches tied for sixth on the school's

overall season-record list and established a new mark for Pitt tight ends...among major college tight ends, only Dennis Morris of Louisiana Tech (12) had more scoring grabs during the course of the 2009 campaign...also returned a pair of kickoffs for 26 yards...averaged 42.69 all-purpose yards per game...in games that the tight end caught at least four passes, the Panthers compiled a 7-1 record...in contests where Dickerson registered a touchdown reception, Pitt won each of those seven games.

2008: In his first season at tight end, Dickerson played in all 13 games, starting vs. Iowa and Syracuse...caught 13 passes for 174 yards (13.38 ypc) and a pair of touch-downs...also carried twice on end-arounds, picking up 25 yards.

2007: Dickerson played in all twelve games as a reserve strong-side outside linebacker behind Adam Gunn...recorded 15 tackles (seven solo) with an assisted stop behind the line of scrimmage, a quarterback pressure and a pass deflection...added 56 yards on four kickoff returns (14.0 avg).

2006: Dickerson appeared in eight games as a reserve receiver and kickoff returner as a true freshman...had a 5-yard reception vs. Central Florida and ran for 25 yards on three carries that included a 14-yard touchdown vs. Toledo and a 10-yard reverse vs. Syracuse...also returned four kickoffs for 24 yards, including two runbacks for 11 yards in the West Virginia clash.

HIGH SCHOOL: Attended West Allegheny (Imperial, Pa.) High School, playing football for head coach Bob Palko, whose son, Tyler was a former quarterback at Pittsburgh...played a variety of positions, including wide receiver, running back,



HOUSTONTEXANS.COM

DICKERSON, DORIN

quarterback, safety, cornerback and kick returner...as a senior, he rushed for 1,429 yards on 182 carries (7.9 ypc) and scored 30 touchdowns, while also having 22 receptions for 423 yards (19.2 ypc) with six scores, leading the Western Pennsylvania Interscholastic Athletic League (WPIAL) with a total of 36 touchdowns, as the team captured their third-straight Class AAA title...on defense, Dickerson intercepted four passes that season, and was named Pennsylvania Class AAA Player of the Year by the Associated Press...Considered a four-star recruit by Rivals.com, he was rated the fifth-best prospect from Pennsylvania in the class of 2006...was the 2006 recipient of the Pittsburgh Athletic Association's Mercury Award, annually presented to the top high school football player in Western Pennsylvania...also named the Pittsburgh Post-Gazette Player of the Year and was a member of the newspaper's "Fabulous 22" team. He added Pittsburgh Tribune-Review "Terrific 25" and All-Class AAA accolades, in addition to being chosen to the Harrisburg Patriot-News "Platinum 33" squad...after his senior season, Dickerson was named Keystone Recruiting's Pennsylvania Class AAA Player of the Year and WPIAL Player of the Year...Rated the 35-best overall prospect and

the fourth-best wide receiver in the country by Scout.com...that recruiting service also ranked him 11th on their East Region team...Rivals.com rated him the sixth-best prospect in the state of Pennsylvania and the eighth-best athlete in the nation...earned All-American honors from Super Prep and was a member of Prep Star's Dream Team, in addition to placing 74th on ESPN.com's National Top 150 Recruits list...chosen to play in the U.S. Army All-American Game and participated in the All-American Bowl, an all-star game featuring the nation's top 78 high school players at the Alamodome in San Antonio, Texas...as a junior, Dickerson rushed for 1,065 yards and 13 touchdowns, while catching 25 passes for 517 yards (20.7 ypc) and eight scores...during his three seasons with the varsity, West Allegheny earned three WPIAL Class AAA playoff berths and had a combined 26-8 mark (.765)...also lettered in basketball and track.

PERSONAL: Communications major...son of Pamela and Randy Dickerson...father played basketball at Kansas State and Lock Haven...born Dorin R. Dickerson...Resides in Imperial, Pennsylvania.

TEXANS UNDRAFTED FREE AGENTS

ISAIAH GREENHOUSE, LB, 6-2, 234 LBS, NORTHWESTERN STATE

Signed by the Houston Texans as an undrafted free agent on May 7, 2010...finished with 124 career tackles at Northwestern State, including nine for minus 37 yards, 2.5 sacks for minus 25 yards, four interceptions, two fumbles forced, one interception (returned for a 69-yard TD) and one pass breakup...was voted a Joe Delaney Leadership Award as a permanent team captain by teammates...also won the FCA Award for outstanding contributions to that organization...honorable mention All-Southland Conference selection in 2009...graduated in December 2009 with a general studies degree with a concentration in social science...lettered four years in football and three in track and basketball at Marksville (La.) High...All-District as a sophomore, junior and senior...All-Parish, All-Cenla, All-State and team defensive MVP as a junior...District and Parish MVP along with All-District, All-Cenla and All-State honors as a senior...son of Newman and Connie Greenhouse...father is the Chief of Police of Marksville...has three brothers, Newman III, Kendrick, and Jervis, and three sisters, Nieka, Athena and Carmen...nickname is "Ike."

STEVE MANERI, T, 6-6, 272 LBS, TEMPLE

Signed by the Houston Texans as an undrafted free agent on May 7, 2010...played in 45 games with 25 starts as a tight end at Temple...will make the transition to offensive tackle with the Texans...voted team captain as a senior in 2009...started all 13 games at tight end and finished the season with 134 yards and two touchdowns on 12 receptions...2009 third-team All-MAC honoree...also earned 2009 Academic All-MAC recognition and was cited on the Athletic Director's Honor Roll...played in all 12 games with nine starts in 2008 and finished the season with 14 receptions for 150 yards and four touchdowns...played in all 12 games with three starts in 2007...played in 10 games as a true freshman in 2006 and made six catches for 61 yards and two scores...communications major...played one season of football at Saddle Brook (N.J.) High, making 36 catches for 607 yards and five touchdowns to earn *Bergen Record* second-team All-North Jersey honors...three-year varsity basketball starter and was an All-Bergen County All-Star choice...son of Anthony and Sue Maneri.

COLE PEMBERTON, T, 6-7, 313 LBS, COLORADO STATE

Signed by the Houston Texans as an undrafted free agent on May 17, 2010...played in 38 games with 35 starts at Colorado State...started the last 25 games of his career...started all 12 games at weakside tackle in 2009...honorable-mention all-Mountain West Conference selection after allowing only one sack all season and only one QB hurry in more than 300 passing plays...graded out at least 85 percent in every game, with nearly 70 knockdown blocks...started all 13 games at tackle in 2008, including the New Mexico Bowl...following the season opener vs. Colorado, shifted from strong-side tackle to weak-side tackle...started the first 10 games at left tackle as a sophomore in 2007 before missing the final two games due to injury...played in three games as a redshirt freshman in 2006...redshirted in 2005...majored in liberal arts...was regarded as one of the state's finest offensive linemen at Mountain Vista High in Highlands Ranch, Colo....attended Shawnee Mission (Kan.) East High before enrolling at Mountain Vista...earned three varsity letter awards in football and was a three-time all-conference honoree...born Cole Walker Pemberton in Kansas City, Mo....son of Jeff and Karen Pemberton...has two brothers and one sister.

NICK POLK, S, 6-0, 218 LBS, INDIANA

Signed by the Houston Texans as an undrafted free agent on May 7, 2010...closed out his Indiana career with 40 starts, 31 at free safety and nine at wide receiver, and appeared in 43 overall games...posted 179 tackles, 131 solo, six tackles for loss, five interceptions, four forced fumbles and two fumble recoveries in three years on defense...caught 33 passes for 335 yards and one touchdown in one season at receiver...started 11 games at free safety in 2009 and finished sixth on the team with 53 tackles and 42



HOUSTONTEXANS.COM

TEXANS UNDRAFTED FREE AGENTS

solo stops ...recorded two interceptions, two tackles for loss and four pass breakups...played in eight games with seven starts at free safety in 2008 and finished sixth on the team with 52 tackles...recovered one fumble and returned it 31 yards for a score...forced two fumbles, intercepted one pass, broke up two passes and recorded 1.5 tackles for loss...switched to safety during the spring of 2007 and started all 13 games at free safety...finished fifth on the team with 74 tackles to go along with two interceptions, two forced fumbles, one fumble recovery, 2.5 tackles for loss and five pass breakups...appeared in 11 games and started nine times at wideout in 2006...finished third on the team with 32 catches and was named Freshman All-Big Ten and earned a spot as a *Sporting News* Freshman All-American...redshirted in 2005...general studies major...played wide receiver and defensive back at Vincent HS in Milwaukee, Wisc., where he earned all-state defense and all-conference offense and defense laurels as a senior...earned second-team all-conference honors as a junior and third-team accolades as a sophomore...caught 32 passes for 682 yards and nine touchdowns...had eight interceptions, including three returned for touchdowns...parents are Rick and Laura Polk.

MALCOLM SHEPPARD, DT, 6-2, 280 LBS, ARKANSAS

Signed by the Houston Texans as an undrafted free agent on May 7, 2010...played in 51 games with 38 starts for the Razorbacks...was a two-time All-SEC honoree...totaled 36 career tackles for loss and 9.5 sacks...started all 13 games as a senior in 2009...registered 33 tackles, including 17 solos, 11.0 tackles for loss, 2.5 sacks, four quarterback hurries, three passes broken up and one fumble recovery...earned second-team All-SEC accolades from the league's coaches and the *AP*...started 12 games in 2008 and finished second on the team with 65 tackles...earned second-team All-SEC honors from the league's coaches and *AP*, and third-team honors from Phil Steele...led the team with 6.0 sacks and 13.5 TFLs...played in and started 12 games in 2007...had 42 tackles on the season with a team-high tying 10.5 TFL along with a team-high 16 quarterback hurries and a half sack...appeared in all 14 games with one start...tallied 12 tackles, 1.0 tackle for loss and a half sack...criminal justice major...racked up 64 tackles, 15 sacks and one interception in 11 games as a senior at Bainbridge (Ga.) High...helped lead his squad to a playoff berth in his senior campaign...son of Ricky and Evelyn Sheppard.

PIERRE SINGFIELD, CB, 5-11, 202 LBS, ARIZONA STATE

Signed by the Houston Texans as an undrafted free agent on May 7, 2010...former walk-on junior college transfer who became a significant contributor to the ASU defense over his last two seasons...played all 24 games over his two years with the Sun Devils, making 15 starts at cornerback...totaled 68 tackles (48 solo), two tackles for loss and seven pass break-ups in his career...was awarded a scholarship in the spring before his senior year...played in all 12 games, making 11 starts and tied for fourth on the team with 46 tackles (32 solo), including one for loss, on the season...also had five pass break-ups on the year...played in all 12 games, with four starts in 2008...named a starter at cornerback to begin the season after being an invited walk-on in the spring...totaled 22 tackles (16 solo), two pass break-ups and one tackle for loss on the season...attended Pima Community College in Tucson, Ariz....played cornerback and wide receiver for Pima...earned first-team All-Conference honors and was named a pre-season All-American...2005 graduate of Arvada (Colo.) High...had two interceptions and two rushing touchdowns as a junior...also played basketball and track...was an all-conference selection in basketball and track...was a team captain in basketball as a senior...born Pierre Dante Singfield in Akron, Ohio...son of Tony and Renee Singfield...has three siblings, Antoine, Mark and Allonte.

TEXANS UNDRAFTED FREE AGENTS

MITCH UNREIN, DE, 6-4, 300 LBS, WYOMING

Signed by the Houston Texans as an undrafted free agent on May 7, 2010...three-time All-Mountain West Conference selection at Wyoming...started all 13 games as a senior in 2009 and earned honorable mention all-conference honors...registered 35 tackles, 2.0 sacks and 4.0 tackles for losses on the year...started all 12 games for at defensive end in 2008 and earned honorable mention all-conference honors...when he totalled 54 tackles, had 1.5 sacks, 2.5 tackles for losses, recovered one fumble and broke up one pass...ranked second on the team in both sacks (5.0) and tackles for losses (11.0) in 2007...named the Mountain West Conference Defensive Player of the Week for making seven tackles in a 24-21 win over TCU...played in all 12 games and started one in 2006 and made 12 total tackles, including one tackle for a loss...redshirted in 2005...criminal justice major...first Team All-State selection by both the *Denver Post* and *Rocky Mountain News* as a high school junior and senior at Eaton (Colo.) High...also won a state wrestling championship at 215 pounds as a senior and helped lead his team to a third-place finish as a team in the State Championships...one of six children of Kay and Mike Unrein...has two brothers, Mark and Michael, who played college football at Northern Colorado, and his sister, Natalie, was a three-time All-American swimmer.

TORRI WILLIAMS, S, 6-2, 209 LBS, PURDUE

Signed by the Houston Texans as an undrafted free agent on May 7, 2010...two-time all-conference pick at Purdue...played in 41 games with 25 starts for the Boilermakers...granted a sixth year of eligibility by the NCAA in 2009 and was voted a team co-captain...honorable mention All-Big Ten selection for the second straight season...led the team with 84 tackles, including 54 solos, and had two interceptions, eight passes defended, one forced fumble, two fumble recoveries and 1.5 tackles for loss...started all 12 games in 2008 and earned honorable mention All-Big Ten honors from the coaches and media...shared team lead with two interceptions, two forced fumbles and one fumble recovery...ranked second on the squad with 83 tackles and third with six pass break ups...appeared in seven games in 2007 and finished the season with 17 tackles, including 1.5 for loss and one sack, along with two interceptions, one pass breakup and one forced fumble...started the season opener in 2006 but suffered a season-ending injury in the third quarter...missed the 2005 season due to a broken leg suffered in spring practice...appeared in nine games as reserve and on special teams in 2004...had 14 tackles, including one sack, one interception and one pass breakup...organizational leadership and supervision major...played on three district championship teams at Leander (Texas) High...All-Central Texas and unanimous first team all-district selection as senior after catching 79 passes for 1,841 yards (23.3 average) and 14 touchdowns to go along with four interceptions...father, Gerald Green, and mother, Michelle Thomas, played basketball at Lincoln University.



HOUSTONTEXANS.COM

10

John David BOOTY

QUARTERBACK



Height: 6-3 | Weight: 208 | College: Southern California |
 Hometown: Shreveport, Louisiana | 2nd NFL Season |
 1st with Texans | Age as of Kickoff Weekend 2010: 25 |
 Acquired: FA-'10 | 2009 GP/GS: 0/0 |
 Career GP/GS: 0/0 | Teams: Tennessee, 2008-09; Minnesota, 2009 |

TRANSACTIONS: Selected by the Minnesota Vikings in the fifth round of the 2008 NFL Draft... signed by Vikings on July 23, 2008...released by Vikings on Sept. 5, 2009...signed to the Vikings' practice squad on Sept. 6, 2009...released from the Vikings' practice squad on Oct. 14, 2009...re-signed to the Vikings' practice squad on Oct. 17, 2009...released from the Vikings' practice squad on Oct. 21, 2009...signed to the Tennessee Titans' practice squad on Oct. 28, 2009...signed by the Texans to a reserve/future contract on Jan. 11, 2010.

PRO: Promising young signal caller who will compete for time behind starter Matt Schaub during training camp...spent the 2008 season with Minnesota and split time in 2009 on the practice squads in Minnesota and Tennessee.

2009 (Minnesota 0/0, Tennessee 0/0): Spent the first six weeks on Minnesota's practice squad...was released by the Vikings and spent the remainder of the season on Tennessee's practice squad.

2008 (Minnesota 0/0): Spent most of the year inactive as the Vikings' third QB...was active and served as the backup to Tarvaris Jackson in place of an injured Gus Frerotte at Arizona (12/14).

COLLEGE: Started 23 total games at USC and left a mark in school annals in several categories... finished his career ranked fourth all-time with 55 career touchdown passes, fifth with 518 completions and fifth with 6,125 passing yards...finished 6th all-time with 5,945 yards of total offense... threw for over 300 yards four times...went 20-3 as a starter and 9-0 against AP-ranked opponents...played in two Rose Bowls and holds the

Rose Bowl record for career touchdown passes with seven...was 2007 All-Pac-10 honorable mention and Senior Bowl invitee...made the 2006 All-Pac-10 first team...graduated with a degree in sociology.

PERSONAL: Father, Johnny, played quarterback at Arkansas, Louisiana Tech and Mississippi State and coached him at Evangel Christian... has 4 brothers...brother, Josh, was a quarterback for the Cleveland Browns after two seasons at LSU (1999-2000)...prior to attending LSU, Josh spent five years (1994-98) as an infielder in the Florida Marlins organization, including 13 games in the major leagues...brother, Abram, was a wide receiver at LSU (1997-99) and Valdosta State (2001)...younger brother, Jack, was an All-State QB in 2007...as a junior quarterback in 2002 at Evangel Christian Academy in Shreveport (La.), Booty led his team to the Class 5A state title while throwing for 4,144 yards and 38 touchdowns and earning Student Sports Underclass All-American and Class 5A All-State honors...led Evangel Christian to the Class 5A state title as a 2001 sophomore, passing for 4,330 yards and 50 TDs while being named a Student Sports Underclass All-American and Class 5A All-State... threw for 8,474 yards on 555-of-864 passing (64.2%) with 88 touchdowns and 26 interceptions in his high school career.



HOUSTONTEXANS.COM



99 Pannel EGBOH

DEFENSIVE END

Height: 6-6 | Weight: 287 | College: Stanford |
Hometown: Mesquite, Texas | 1st NFL Season |
2nd with Texans | Age as of Kickoff Weekend 2010: 24 |
Acquired: FA-'09 | 2009 GP/GS: 0/0 |
Career GP/GS: 0/0 | Teams: Houston, 2009 |

TRANSACTIONS: Signed by the San Francisco 49ers as an undrafted free agent on April 30, 2009...Waived by 49ers on September 3, 2009... Signed by Houston Texans to practice squad on December 9, 2009...Signed by Texans to reserve/future contract on January 4, 2010.

PRO: Athletic young defensive end who joined the Texans practice squad late in the 2009 season...will compete for playing time throughout training camp and look to earn a roster spot.

2009 (Houston 0/0): Went through training camp with San Francisco but was released prior to the regular season (9/3)...signed to the Houston Texans practice squad late in the year (12/9).

COLLEGE: A three-year starter at Stanford... played 40 games with 35 starts and totaled 140 tackles, 25.0 tackles for loss, 10 sacks, three passes defended, three forced fumbles and

three fumble recoveries...recorded 31 tackles, 3.5 TFLs, 1.5 sacks and recovered a fumble as a senior...had his best season in 2007, registering 49 tackles, six sacks, three forced fumbles and two fumble recoveries... earned a degree in management science and engineering.

PERSONAL: Played his first season of football as a senior at North Mesquite (TX) High, finishing with 54 tackles, 4.0 sacks, three fumble recoveries and three blocked field goals on his way to All-Southwest team honors...played basketball for two years and earned all-state academic honors...born in Mesquite, TX.



75 Brett HELMS

CENTER

Height: 6-2 | Weight: 303 | College: LSU |
Hometown: Stuttgart, Arkansas | 1st NFL Season |
2nd with Texans | Age as of Kickoff Weekend 2010: 24 |
Acquired: CFA-'09 | 2009 GP/GS: 0/0 |
Career GP/GS: 0/0 | Teams: Houston, 2009 |

TRANSACTIONS: Signed by the Houston Texans as an undrafted free agent on May 1, 2009... Waived by Texans on September 5, 2009... Signed by Texans to practice squad on September 6, 2009... Signed by Texans to reserve/future contract on January 4, 2010.

PRO: Promising young lineman who spent his rookie season on the Texans practice squad... will compete for a roster spot during training camp.

2009 (Houston 0/0): Went through training camp with the Texans and spent the regular season on Houston's practice squad.

COLLEGE: Played in 46 games during his LSU career, starting 41 times... made 39 starts at center and LSU was 30-9 in those games... other starts came at left guard during his redshirt freshman season in 2005... started all 13 games at center as a senior in 2008... finished with 62 knockdowns

and graded out at 85% or better seven times, including season-best 90% in bowl win over Georgia Tech... played and started all 14 games as a junior in 2007... helped lead LSU to the national championship... played and started in 12 games for the Tigers in 2006... recorded a team-high 108 knockdown blocks and 15 pancake blocks, while being whistled for just four penalties... opened redshirt freshman season as the starter at left guard and played in five games with two starts... saw action in two games as a true freshman in 2004... granted a medical redshirt following the season... graduated in May of 2008 with a degree in general studies.

PERSONAL: Four-year starter at Stuttgart (Ark.) High at offensive guard and defensive tackle... member of state championship team that posted a 14-0 record in 2002... born Charles Brett Helms in Pine Bluff, Ark.

79 Adam STENAVICH

TACKLE



Height: 6-4 | Weight: 310 | College: Michigan |
Hometown: Marshfield, Wisconsin | 1st NFL Season |
3rd with Texans | Age as of Kickoff Weekend 2010: 27 |
Acquired: FA-'08 | 2009 GP/GS: 0/0 |
Career GP/GS: 0/0 | Teams: Houston, 2008-09 |

TRANSACTIONS: Signed by Carolina Panthers as an undrafted free agent on May 5, 2006...Released by Panthers on August 30, 2006...Signed to the practice squad by Green Bay Packers on November 22, 2006...Released by Packers on September 1, 2007...Signed by Dallas Cowboys on May 14, 2008...Released by Cowboys on August 29, 2008...Signed to the practice squad by the Houston Texans on September 1, 2008...signed by Texans to a reserve/future contract on January 5, 2009...Waived by Texans on September 5, 2009...Signed by Texans to the practice squad on September 6, 2009...Signed by Texans to a reserve/future contract on January 4, 2010.

PRO: Spent the 2008 and 2009 seasons on the Texans practice squad...looking to make an NFL roster for the first time in his career...spent the last two seasons training at tackle after playing guard in college and his early pro career.

2008 (Houston 0/0): Went through the offseason and training camp with the Texans but did not make the 53-man roster...remained with Houston on the practice squad.

2008 (Houston 0/0): Spent training camp with the Dallas Cowboys...was signed to the Texans practice squad (9/1).

2007: Allocated to NFL Europe in the spring by Green Bay and played with the Amsterdam Admirals...spent training camp with the Green Bay Packers...out of football.

2006 (Carolina and Green Bay 0/0): Originally signed with the Carolina Panthers as a rookie free agent, but was released in the team's final roster reduction...signed to Green Bay's practice squad (11/22) where he spent the remaining six weeks.

COLLEGE: A two-time All-Big Ten first-team selection as a four-year letterman at Michigan...played in 44 games with 39 starts as a three-year starter at left tackle...winner of the Hugh R. Radner Award as Michigan's top offensive lineman as senior...played in 12 games with 11 starts as a junior earning first-team All-Big Ten Conference selection by coaches...started every game as a sophomore and saw action in seven games with three starts as a freshman...earned second-team Freshman All-America honors from The Sporting News.

PERSONAL: Earned all-state first-team honors at offensive and defensive tackle as a senior at Marshfield High School (WI)...a three-year letterman in baseball, earning all-state and all-conference honors at first base as a senior...played two years of varsity basketball...earned a bachelor of arts in history at Michigan...interned in Spring 2009 with the Houston Astros in their game operations department.

46 jon weeks

LONG SNAPPER



Height: 5-10 | Weight: 255 | College: Baylor |
Hometown: Bethpage, New York | 1st NFL Season |
1st with Texans | Age as of Kickoff Weekend 2010: 24 |
Acquired: FA-'10 | 2009 GP/GS: 0/0 |
Career GP/GS: 0/0 |

TRANSACTIONS: Signed by the Houston Texans on April 28, 2010.

PRO: Tough and accurate young long snapper who signed with the Texans during the offseason...will compete for a roster spot during training camp.

COLLEGE: Originally attended Baylor as an invited walk-on...earned a scholarship after his freshman season...was discovered at a special teams camp by the Baylor special teams coach...snapped for two-time Ray Guy Award winner and current Pittsburgh Steelers P Daniel Sepulveda...handled the long-snapping chores for the Bears from 2004-07 and earned four varsity letters.

PERSONAL: An all-region offensive and defensive lineman for Mountain Ridge (Glendale, Az.) High School...two-way player of the year selection...Friday Night Fever Defensive Line Player of the Year...received the Curley Culp Award as Arizona's best defensive lineman...Mountain Ridge recorded four straight winning records during his prep career and captured regional titles in both 2000 and 2002...Mountain Lions went 24-2 during Weeks' last two seasons, which included a 14-1 mark and a state semifinal appearance as a junior in 2002...son of Donald and Colleen Weeks.

TEXANS INDIVIDUAL SERVICE & SCORING RECORDS

SERVICE

Most Seasons

- 8 Chester Pitts
- 8 Kris Brown
- 7 Tied by 5 players

Most Games Played

- 128 Kris Brown
- 114 Chester Pitts
- 102 Andre Johnson

Most Consecutive Games Played

- 128 Kris Brown
- 114 Chester Pitts
- 83 Steve McKinney

Most Starts

- 114 Chester Pitts
- 102 Andre Johnson
- 79 Dunta Robinson
- 75 David Carr

Most Consecutive Starts

- 114 Chester Pitts
- 67 Steve McKinney
- 64 DeMeco Ryans
- 64 Mario Williams
- 58 Dunta Robinson

SCORING

Most Seasons Leading Team

- 8 Kris Brown, 2002-09

Most Consecutive Seasons Leading Team

- 8 Kris Brown, 2002-09

POINTS

Most Points, Career

- 767 Kris Brown, 2002-09
- 256 Andre Johnson, 2003-09
- 168 Domanick Williams#, 2003-05

Most Points, Season

- 124 Kris Brown, 2008
- 115 Kris Brown, 2007
- 106 Kris Brown, 2009
- 102 Kris Brown, 2005

Most Points, No Touchdowns, Season

- 124 Kris Brown, 2008
- 115 Kris Brown, 2007
- 102 Kris Brown, 2005, 2009

Most Points, No Touchdowns, Career

- 767 Kris Brown, 2002-09

Most Seasons, 100 or More Points

- 4 Kris Brown, 2005, 2007-09

Most Points, Rookie, Season

- 60 Steve Slaton, 2008
- 48 Domanick Williams#, 2003
- 30 Owen Daniels, 2006
- 24 Andre Johnson, 2003
- Wali Lundy, 2006

Most Points, Game

- 18 Ryan Moats at Buffalo, 11/1/09
- 16 Kris Brown vs. Miami, 10/7/07
- 15 Kris Brown at Baltimore, 12/4/05
- Kris Brown at Miami, 9/7/03

Most Points, Game, Opponent

- 26 Rob Bironas vs. Tennessee, 10/21/07
- 24 Shaun Alexander at Seattle, 10/16/05
- 18 Seven times, last by Vernon Davis vs. San Francisco, 10/25/09

Most Consecutive Games Scoring

- 99 Kris Brown, 12/14/03 – 1/3/10
- 28 Kris Brown, 9/8/02 – 11/30/03
- 9 Domanick Williams#, 11/7/04 – 1/2/05

TOUCHDOWNS

Most Seasons Leading Team

- 3 Domanick Williams#, 2003-05
- 3 Andre Johnson, 2006-07, 2009
- 1 Three times, last by Steve Slaton, 2008

Most Consecutive Seasons Leading Team

- 3 Domanick Williams#, 2003-05
- 2 Andre Johnson, 2006-07

Most Touchdowns, Career

- 42 Andre Johnson, 2003-09
- 28 Domanick Williams#, 2003-05
- 18 Corey Bradford, 2002-05

Domanick Williams was known as Domanick Davis prior to 2006.



HOUSTONTEXANS.COM

TEXANS INDIVIDUAL SERVICE & SCORING RECORDS

Most Touchdowns, Season

- 14 Domanick Williams#, 2004
- 10 Steve Slaton, 2008
- 9 Andre Johnson, 2009
- 8 Andre Johnson, 2006, 2008
Kevin Walter, 2008
Domanick Williams#, 2003

Most Touchdowns, Rookie, Season

- 10 Steve Slaton, 2008
- 8 Domanick Williams#, 2003
- 5 Owen Daniels, 2006

Most Touchdowns, Game

- 3 Ryan Moats at Buffalo, 11/1/09
- 2 33 times, last by Arian Foster vs. New England, 1/3/10

Most Touchdowns, Game, Opponent

- 4 Shaun Alexander at Seattle, 10/16/05
- 3 Eight times, last by Vernon Davis vs. San Francisco, 10/25/09
- 2 38 times, last by Willis McGahee and Todd Heap vs. Baltimore, 11/9/08

Most Touchdowns, Rookie, Game

- 2 Nine times, last by Arian Foster vs. New England, 1/3/10

Most Consecutive Games Scoring Touchdowns

- 7 Domanick Williams#, 11/21/04 – 1/2/05
- 4 Andre Johnson, 12/2/07 – 12/23/07
- 3 Andre Johnson, 12/1/08 – 12/14/08

POINTS AFTER TOUCHDOWNS

Most Seasons Leading Team

- 8 Kris Brown, 2002-09

Most Points (Kicking) After Touchdown Attempted, Career

- 253 Kris Brown, 2002-09

Most Points (Kicking) After Touchdown Attempted, Season

- 44 Kris Brown, 2009
- 40 Kris Brown, 2007
- 37 Kris Brown, 2008

Most Points (Kicking) After Touchdown Attempted, Game

- 6 Kris Brown vs. Jacksonville, 12/30/07
- 5 Kris Brown vs. New England, 1/3/10
- 5 Kris Brown vs. Cincinnati, 10/26/08
- 4 11 times, last by Kris Brown vs. Seattle, 12/13/09

Most Points (Kicking) After Touchdown Attempted, Game, Opponent

- 7 Mike Vanderjagt at Indianapolis, 11/14/04
- 6 Three times, last by Lawrence Tynes vs. Kansas City, 11/20/05
- 5 Nine times, last by Matt Stover vs. Indianapolis, 11/29/09

Most Consecutive Points After Touchdown, Season, Opponent

- 9 Mike Vanderjagt, Indianapolis, 2004
- 9 Mike Vanderjagt, Indianapolis, 2005

Most Consecutive Points After Touchdown, Career

- 132 Kris Brown, 11/5/06 – 1/3/10
- 116 Kris Brown, 9/8/02 – 10/29/06
- 3 Kris Brown, 1/3/10 – 1/3/10

Highest Points After Touchdown Percentage, Career

- 99.2 Kris Brown, 2002-2009

Most Two-Point Conversions, Career

- 2 Andre Johnson, 2003-09
- 1 Nine players, last by Samkon Gado, 2007

Most Two-Point Conversions, Season

- 1 11 times, last by Andre Johnson, 2009

Most Two-Point Conversion, Game

- 1 11 times, last by Andre Johnson at Buffalo, 11/1/09

Most Two-Point Conversion, Game, Opponent

- 1 Three times, last by Derrick Mason vs. Baltimore, 11/9/08

Domanick Williams was known as Domanick Davis prior to 2006.



HOUSTONTEXANS.COM

TEXANS INDIVIDUAL SERVICE & SCORING RECORDS

FIELD GOALS

Most Seasons Leading Team

8 Kris Brown, 2002-09

Most Consecutive Seasons Leading Team

8 Kris Brown, 2002-09

Most Field Goals Attempted, Career

223 Kris Brown, 2002-09

Most Field Goals Attempted, Season

34 Kris Brown, 2005

33 Kris Brown, 2008

32 Kris Brown, 2009

Most Field Goals Attempted, Game

7 Kris Brown at Miami, 9/7/03

5 Four times, last by Kris Brown at Cleveland, 11/23/08

4 Nine times, last by Kris Brown at St. Louis, 12/20/09

Most Field Goals, Career

172 Kris Brown, 2002-09

Most Field Goals, Season

29 Kris Brown, 2008

26 Kris Brown, 2005

25 Kris Brown, 2007

Most Field Goals, Game

5 Three times, last by Kris Brown vs. Miami, 10/7/05

4 Kris Brown vs. Cleveland, 10/30/05
Kris Brown vs. Tennessee, 10/9/05

3 15 times, last by Kris Brown at St. Louis, 12/20/09

Most Field Goals, Game, Opponent

*8 Rob Bironas vs. Tennessee, 10/21/07

5 Rian Lindell at Buffalo, 9/11/05
Phil Dawson vs. Cleveland, 1/2/05

4 Six times, last by Rob Bironas vs. Tennessee, 12/14/08

3 14 times, last by Josh Scobee at Jacksonville, 9/28/08

Most Field Goals, One Quarter, Game

2 10 times, last by Kris Brown, Second Quarter vs. Indianapolis, 11/29/09

Most Field Goals, One Quarter, Game, Opponent

3 Rob Bironas vs. Tennessee, second quarter, 10/21/07

Most Consecutive Games Scoring Field Goals

10 Kris Brown, 11/13/05 – 9/17/06

9 Kris Brown, 10/25/09 – 12/27/09

9 Kris Brown, 9/8/02 – 11/10/02

8 Kris Brown, 11/24/02 – 9/14/03

8 Kris Brown, 11/9/08 – 12/28/08

Most Consecutive Field Goals Made

15 Kris Brown, 12/3/06 – 9/30/07

Kris Brown, 9/7/08 – 11/23/08

10 Kris Brown, 12/14/08 – 10/4/09

Kris Brown, 10/7/07 – 11/4/07

Kris Brown, 12/14/03 – 10/3/04

8 Kris Brown, 10/12/03 – 11/30/03

Longest Field Goal

57 Kris Brown vs. Miami, 10/7/07

56 Kris Brown at Indianapolis, 11/8/09

54 Kris Brown vs. Miami, 10/7/07

Kris Brown vs. Miami, 10/7/07

53 Kris Brown at Oakland, 12/21/08

Kris Brown vs. New Orleans, 11/18/07

Kris Brown vs. Jacksonville, 12/24/05

Highest Field Goal Percentage, Career

77.1 Kris Brown, 2002-2009

Highest Field Goal Percentage, Season

87.9 Kris Brown, 2008

86.2 Kris Brown, 2007

81.8 Kris Brown, 2003

Most Field Goals, No Misses, Game

5 Kris Brown vs. Miami, 10/7/07

Kris Brown at Baltimore, 12/4/05

4 Kris Brown vs. Tennessee, 10/9/05

Most Field Goals, No Misses, Game, Opponent

8 Rob Bironas vs. Tennessee, 10/21/07

5 Rian Lindell at Buffalo, 9/11/05

Phil Dawson vs. Cleveland, 1/2/05

Most Field Goals, 50 or More Yards, Career

14 Kris Brown, 2002-09

Most Field Goals, 50 or More Yards, Season

5 Kris Brown, 2007

2 Three times, last by Kris Brown, 2009

1 Three times, last by Kris Brown, 2005



TEXANS INDIVIDUAL SERVICE & SCORING RECORDS

Most Field Goals, 50 or More Yards, Game

- *3 Kris Brown vs. Miami, 10/7/07
- 1 10 times, last by Kris Brown
at Indianapolis, 11/8/09

* indicates NFL record

SAFETIES

Most Safeties, Career

- 1 Zac Diles, 2009
- 1 Brian Cushing, 2009
- 1 Seth Payne, 2002-06
- 1 Jimmy McClain, 2002

Most Safeties, Season

- 1 Brian Cushing, 2009
- 1 Seth Payne, 2002
- 1 Jimmy McClain, 2002

Most Safeties, Game

- 1 Zac Diles at Jacksonville, 12/6/09
- 1 Brian Cushing vs. Oakland, 10/4/09
- 1 Jimmy McClain vs. Baltimore, 12/15/02
- 1 Seth Payne vs. Dallas, 9/2/02

Most Safeties, Game, Opponent

- 1 Jeff Posey at Buffalo, 11/16/03
- 1 Eric Westmoreland
at Jacksonville, 10/27/02

TEXANS INDIVIDUAL PASSING RECORDS

PASSING

Most Seasons Leading Team

- 5 David Carr, 2002-06
- 3 Matt Schaub, 2007-09

Most Consecutive Seasons Leading Team

- 5 David Carr, 2002-06
- 3 Matt Schaub, 2007-09

PASSER RATING

Highest Passer Rating, Career (1,500 attempts)

- 75.5 David Carr, 2002-06

Highest Passer Rating, Season (224 attempts)

- 98.6 Matt Schaub, 2009
- 92.7 Matt Schaub, 2008
- 87.2 Matt Schaub, 2007

Highest Passer Rating, Rookie, Season (224 attempts)

- 62.8 David Carr, 2002

Highest Passer Rating, Game (20 attempts)

- 144.0 Matt Schaub vs. Cincinnati, 10/26/08
- 140.2 David Carr at Indianapolis, 9/17/06
- 127.8 Matt Schaub at Tennessee, 9/20/09
- 124.2 Matt Schaub at Cincinnati, 10/18/09
- 124.1 Matt Schaub vs. Detroit, 10/19/08

Highest Passer Rating, Game, Opponent (20 attempts)

- 146.8 Steve McNair at Tennessee, 10/12/03
- 146.8 Jon Kitna vs. Cincinnati, 11/3/02
- 139.8 Ben Roethlisberger vs. Pittsburgh, 9/18/05
- 137.8 Jake Plummer at Denver, 11/7/04
- 135.3 Peyton Manning vs. Indianapolis, 12/24/06

PASSING ATTEMPTS

Most Seasons Leading Team

- 5 David Carr, 2002-06
- 3 Matt Schaub, 2007-09

Most Consecutive Seasons Leading Team

- 5 David Carr, 2002-06
- 3 Matt Schaub, 2007-09

Most Passes Attempted, Career

- 2,070 David Carr, 2002-06
- 1,252 Matt Schaub, 2007-09
- 453 Sage Rosenfels, 2006-08

Most Passes Attempted, Season

- 583 Matt Schaub, 2009
- 466 David Carr, 2004
- 444 David Carr, 2002

Most Passes Attempted, Rookie, Season

- 444 David Carr, 2002
- 40 Dave Ragone, 2003

Most Passes Attempted, Game

- 54 David Carr at New York Jets, 11/26/06
- 50 Matt Schaub at Arizona, 10/11/09
- 43 Matt Schaub at Indianapolis, 11/8/09
- 42 Matt Schaub, three times, last vs. Indianapolis, 11/29/09

PASS COMPLETIONS

Most Seasons Leading Team

- 5 David Carr, 2002-06
- 3 Matt Schaub, 2007-09

Most Consecutive Seasons Leading Team

- 5 David Carr, 2002-06
- 3 Matt Schaub, 2007-09

Most Passes Completed, Career

- 1,243 David Carr, 2002-06
- 839 Matt Schaub, 2007-09
- 297 Sage Rosenfels, 2006-08

Most Passes Completed, Season

- 396 Matt Schaub, 2009
- 302 David Carr, 2006
- 251 Matt Schaub, 2008

Most Passes Completed, Rookie, Season

- 233 David Carr, 2002
- 20 Dave Ragone, 2003

Most Passes Completed, Game

- 39 David Carr at New York Jets, 11/26/06
- 35 Matt Schaub at Arizona, 10/11/09
- 32 Matt Schaub at Indianapolis, 11/8/09
- 31 Matt Schaub vs. Indianapolis, 11/29/09
- 29 Matt Schaub vs. Seattle, 12/13/09
- 29 Matt Schaub at Jacksonville, 9/28/08



TEXANS INDIVIDUAL PASSING RECORDS

Most Passes Completed, Game, Opponent

36	Daunte Culpepper vs. Minnesota, 10/10/04
34	Peyton Manning at Indianapolis, 11/8/09
33	Drew Brees vs. New Orleans, 11/18/07
33	Brett Favre vs. Green Bay 11/21/04

Most Consecutive Passes Completed

*22	David Carr vs. Buffalo, 11/19/06
16	Matt Schaub vs. Indianapolis (14), 9/23/07; at Atlanta (2), 9/30/07
13	David Carr at Indianapolis (9), 9/17/06; vs. Washington (4), 9/24/06

Most Consecutive Passes Completed, Opponent

*22	Mark Brunell vs. Washington, 9/24/06
-----	--------------------------------------

PASSING COMPLETION PERCENTAGE

Most Seasons Leading Team

5	David Carr, 2002-06
2	Matt Schaub, 2007, 2009
1	Sage Rosenfels, 2008

Most Consecutive Seasons Leading Team

5	David Carr, 2002-06
---	---------------------

Highest Completion Percentage, Career

(1,500 attempts)

60.0	David Carr, 2002-06
------	---------------------

Highest Completion Percentage, Season (224 attempts)

68.3	David Carr, 2006
67.9	Matt Schaub, 2009
66.4	Matt Schaub, 2007
64.2	Sage Rosenfels, 2007

Highest Completion Percentage, Game (20 attempts)

85.7	Matt Schaub vs. Cincinnati, 10/26/08
84.6	David Carr at Indianapolis, 9/17/06
83.9	Matt Schaub vs. Detroit, 10/19/08

PASSING YARDS GAINED

Most Consecutive Seasons Leading Team

5	David Carr, 2002-06
3	Matt Schaub, 2007-09

Most Consecutive Seasons Leading Team

5	David Carr, 2002-06
3	Matt Schaub, 2007-09

Most Yards Gained, Career

13,391	David Carr, 2002-06
10,054	Matt Schaub, 2007-09
3,115	Sage Rosenfels, 2006-08

Most Seasons, 4,000 or More Yards Passing

1	Matt Schaub, 2009
---	-------------------

Most Seasons, 3,000 or More Yards Passing

2	Matt Schaub, 2008, 2009
1	David Carr, 2004

Most Yards Gained, Season

4,770	Matt Schaub, 2009
3,531	David Carr, 2004
3,043	Matt Schaub, 2008

Most Yards Gained, Rookie, Season

2,592	David Carr, 2002
135	Dave Ragone, 2003

Most Yards Gained, Game

414	Matt Schaub at Green Bay, 12/7/08
392	Matt Schaub at Cincinnati, 10/18/09
379	Matt Schaub vs. Miami, 12/1/08

Most Yards Gained, Game, Opponent

421	Steve McNair at Tennessee, 10/12/03
400	Peyton Manning at Indianapolis, 9/17/06
396	Daunte Culpepper vs. Minnesota, 10/10/04

Most Games, 300 or More Yards Passing, Season

9	Matt Schaub, 2009
4	Matt Schaub, 2008
2	David Carr, 2004

Most Games, 300 or More Yards Passing, Career

14	Matt Schaub, 2007-09
4	David Carr, 2002-06

Longest Pass Completion

81	David Carr to Corey Bradford vs. Buffalo, 10/13/02
78	David Carr to Corey Bradford at Miami, 9/7/03
77	Matt Schaub to Andre Johnson vs. Kansas City, 9/9/07 (TD)



TEXANS INDIVIDUAL PASSING RECORDS

PASSING AVERAGE GAIN

Most Seasons Leading Team (224 attempts/season)

- 5 David Carr, 2002-06
- 3 Matt Schaub, 2007-09

Most Consecutive Seasons Leading Team

- 5 David Carr, 2002-06
- 3 Matt Schaub, 2007-09

Highest Average Gain, Career (1,500 attempts)

- 6.47 David Carr, 2002-06

Highest Average Gain, Season (224 attempts)

- 8.18 Matt Schaub, 2009
- 8.00 Matt Schaub, 2008
- 7.75 Matt Schaub, 2007
- 7.58 David Carr, 2004

Highest Average Gain, Rookie, Season (224 attempts)

- 5.84 David Carr, 2002

Highest Average Gain, Game (20 attempts)

- 10.23 Matt Schaub vs. Kansas City, 9/9/07
- 10.23 David Carr at Tennessee, 10/17/04
- 10.18 Matt Schaub vs. Oakland, 10/4/09

Highest Average Gain, Game, Opponents (20 attempts)

- 15.59 Steve McNair at Tennessee, 10/12/03
- 12.10 Ben Roethlisberger vs. Pittsburgh, 9/18/05
- 11.85 Peyton Manning at Indianapolis, 11/14/04

PASSING TOUCHDOWNS

Most Seasons Leading Team

- 5 David Carr, 2002-06
- 2 Matt Schaub, 2008-09
- 1 Sage Rosenfels, 2007

Most Consecutive Seasons Leading Team

- 5 David Carr, 2002-06
- 2 Matt Schaub, 2008-09

Most Touchdowns Passes, Career

- 59 David Carr, 2002-06
- 53 Matt Schaub, 2007-09
- 24 Sage Rosenfels, 2006-08

Most Touchdown Passes, Season

- 29 Matt Schaub, 2009
- 16 David Carr, 2004
- 15 Sage Rosenfels, 2007
- 15 Matt Schaub, 2008

Most Touchdowns Passes, Rookie, Season

- 9 David Carr, 2002

Most Touchdown Passes, Game

- 4 Three times, last by Matt Schaub at Cincinnati, 10/18/09
- 3 Seven times, last by Matt Schaub vs. Cincinnati, 10/26/08
- 2 25 times, last by Matt Schaub vs. New England, 1/3/10

Most Touchdown Passes, Game, Opponent

- 5 Daunte Culpepper vs. Minnesota, 10/10/04
- Peyton Manning at Indianapolis, 11/14/04
- 3 Peyton Manning vs. Indianapolis, 11/29/09
- Gus Frerotte at Minnesota, 11/2/08

Most Games, Four or More Touchdown Passes Career

- 2 Matt Schaub, 2007-09
- 1 Sage Rosenfels, 2006-08

Most Games, Four or More Touchdown Passes, Season

- 2 Matt Schaub, 2009
- 1 Sage Rosenfels, 2007

Most Consecutive Games, Touchdown Passes

- 9 Sage Rosenfels, 10/14/07 – 12/30/07
- 8 Matt Schaub, 11/8/09 – 1/3/10
- 8 David Carr, 9/18/05 – 11/13/05
- 6 Matt Schaub, 9/20/09 – 10/25/09
- 6 David Carr, 9/19/04 – 10/31/04

PASSES HAD INTERCEPTED

Most Passes Had Intercepted, Career

- 65 David Carr, 2002-06
- 34 Matt Schaub, 2007-09
- 23 Sage Rosenfels, 2006-08

TEXANS INDIVIDUAL PASSING RECORDS

Most Passes Had Intercepted, Season

- 15 Matt Schaub, 2009
- 15 David Carr, 2002
- 14 David Carr, 2004
- 13 David Carr, 2003

Most Passes Had Intercepted, Game

- 4 Twice, last by Sage Rosenfels vs. Baltimore, 11/9/08
- 3 Six times, last by Matt Schaub at Jacksonville, 9/28/08
- 2 23 times, last by Matt Schaub vs. Indianapolis, 11/29/09

Most Passes Had Intercepted, Game, Opponent

- 4 David Garrard at Jacksonville, 11/12/06
- 4 Steve McNair at Tennessee, 10/17/04

Most Consecutive Passes Attempted, None Intercepted

- 99 David Carr, 12/24/05 through 9/17/06
- David Carr, 10/17/04 through 11/14/04
- 59 Matt Schaub, 10/19/08 through 10/26/08
- 59 Matt Schaub, 9/23/07 through 10/7/07
- 57 Matt Schaub, 9/9/07 through 9/23/07

Most Attempts, No Interceptions, Game

- 42 David Carr vs. Minnesota, 10/10/04
- 41 David Carr at Denver, 11/7/04
- 40 Three times, last by Matt Schaub at St. Louis, 12/20/09

Most Attempts, No Interceptions, Game, Opponent

- 50 Daunte Culpepper vs. Minnesota, 10/10/04
- 46 Peyton Manning vs. Indianapolis, 11/16/08
- 42 Kerry Collins vs. Tennessee, 10/21/07

LOWEST PERCENTAGE, PASSES INTERCEPTED

Most Seasons Leading Team, Lowest Percentage, Passes Had Intercepted

- 5 David Carr, 2002-06
- 3 Matt Schaub, 2007-09

Lowest Percentage, Passes Had Intercepted, Career (1,500 attempts)

- 3.1 David Carr, 2002-06

Lowest Percentage, Passes Had Intercepted, Season (224 attempts)

- 2.6 Matt Schaub, 2009
- 2.6 Twice, last by Matt Schaub, 2008
- 2.7 David Carr, 2006
- 3.0 David Carr, 2004

Lowest Percentage, Passes Had Intercepted, Rookie, Season (224 attempts)

- 3.4 David Carr, 2002

TIMES SACKED

Most Times Sacked, Career

- 249 David Carr, 2002-06
- 65 Matt Schaub, 2007-09
- 15 Sage Rosenfels, 2006-08

Most Times Sacked, Season

- *76 David Carr, 2002
- 68 David Carr, 2005
- 49 David Carr, 2004

Most Times Sacked, Game

- 9 David Carr at San Diego, 9/15/03
- 8 David Carr at Cleveland, 10/20/02
- David Carr vs. Pittsburgh, 9/18/05
- 7 Three times, last by David Carr vs. Tennessee, 10/9/05

Most Times Sacked, Game, Opponent

- 6 Tommy Maddox at Pittsburgh,
- 5 Six times, last Jay Cutler vs. Denver, 12/13/07

TEXANS INDIVIDUAL RUSHING RECORDS

RUSHING

Most Seasons Leading Team

- 3 Domanick Williams#, 2003-05
- 2 Ron Dayne, 2006-07
- 1 Jonathan Wells, 2002
- 1 Steve Slaton, 2008

Most Consecutive Seasons Leading Team

- 3 Domanick Williams#, 2003-05
- 2 Ron Dayne, 2006-07

RUSHING ATTEMPTS

Most Seasons Leading Team

- 3 Domanick Williams#, 2003-05
- 2 Ron Dayne, 2006-07
- 1 Jonathan Wells, 2002
- 1 Steve Slaton, 2008

Most Consecutive Seasons Leading Team

- 3 Domanick Williams#, 2003-05
- 2 Ron Dayne, 2006-07

Most Attempts, Career

- 770 Domanick Williams#, 2003-05
- 399 Steve Slaton, 2008-09
- 374 Jonathan Wells, 2002-05

Most Attempts, Season

- 302 Domanick Williams#, 2004
- 268 Steve Slaton, 2008
- 238 Domanick Williams#, 2003

Most Attempts, Season, Rookie

- 268 Steve Slaton, 2008
- 238 Domanick Williams#, 2003
- 197 Jonathan Wells, 2002

Most Attempts, Game

- 32 Ron Dayne vs. Indianapolis, 12/24/06
- 31 Domanick Williams# at Jacksonville, 12/26/04
- Domanick Williams# at Indianapolis, 11/14/04
- 29 Domanick Williams# at Baltimore, 12/4/05

Most Attempts Game, Rookie

- 27 Domanick Williams# vs. New York Jets, 10/19/03
- 26 Domanick Williams# at Buffalo, 11/16/03
- 26 Steve Slaton at Green Bay, 12/7/08
- 25 Domanick Williams# at Indianapolis, 10/26/03

Most Attempts, Game, Opponent

- 43 Rudi Johnson, vs. Cincinnati, 11/9/03
- 36 Larry Johnson, vs. Kansas City, 11/20/05
- 34 Thomas Jones, at Tampa Bay, 12/14/03

RUSHING YARDS GAINED

Most Yards Gained, Career

- 3,195 Domanick Williams#, 2003-05
- 1,719 Steve Slaton, 2008-09
- 1,385 Ron Dayne, 2006-07

Most Seasons, 1,000 or More Yards Rushing

- 2 Domanick Williams#, 2003-04
- 1 Steve Slaton, 2008

Most Consecutive Seasons, 1,000 or More Yards Rushing

- 2 Domanick Williams#, 2003-04

Most Yards Gained, Season

- 1,282 Steve Slaton, 2008
- 1,188 Domanick Williams#, 2004
- 1,031 Domanick Williams#, 2003

Most Yards Gained, Rookie, Season

- 1,282 Steve Slaton, 2008
- 1,031 Domanick Williams#, 2003
- 529 Jonathan Wells, 2002

Most Yards Gained, Game

- 158 Domanick Williams# at Jacksonville, 12/26/04
- 156 Steve Slaton at Indianapolis, 11/16/08
- 155 Domanick Williams# at Baltimore, 12/4/05

Most Yards Gained, Game, Opponent

- 211 Larry Johnson vs. Kansas City, 11/20/05
- 197 Chris Johnson at Tennessee, 9/20/09
- 182 Rudi Johnson at Cincinnati, 11/9/03

Most Yards Gained, Game, Rookie

- 156 Steve Slaton at Indianapolis, 11/16/08
- 129 Domanick Williams# vs. New York Jets, 10/19/03
- 119 Arian Foster vs. New England, 1/3/10

- Domanick Williams known as Domanick Davis prior to 2006.



TEXANS INDIVIDUAL RUSHING RECORDS

Most Games, 100 or More Yards Rushing

- 11 Domanick Williams#, 2003-05
- 5 Steve Slaton, 2008-09
- 2 Ron Dayne, 2006-07

Most Consecutive Games, 100 or More Yards Rushing

- 3 Steve Slaton, 12/1/08 – 12/14/08
- 2 Three times, last by Domanick Williams# 12/4/05 – 12/11/05

Longest Run From Scrimmage

- 71t Steve Slaton at Indianapolis, 11/16/08
- 51 Domanick Williams# at Cincinnati, 11/9/03
- 44 Three times, last by Domanick Williams# at Tennessee, 12/11/05

Longest Run From Scrimmage, Opponents

- 91t Chris Johnson at Tennessee, 9/20/09 (TD)
- 76 Fred Taylor at Jacksonville, 10/14/07
- 70 Tiki Barber vs. New York Giants, 11/24/02 (TD)

RUSHING AVERAGE GAIN

Highest Average Gain, Career (750 attempts)

- 4.1 Domanick Williams#, 2003-05

Highest Average Gain, Season (100 attempts)

- 4.8 Steve Slaton, 2008 (268-1,282)
- 4.3 Domanick Williams#, 2003 (238-1,031)
- 4.2 Domanick Williams#, 2005 (230-976)

Highest Average Gain, Game (10 attempts)

- 11.1 Steve Slaton at Indianapolis, 11/16/08 (14-156)
- 8.6 Darius Walker vs. Jacksonville, 12/30/07 (10-86)
- 8.1 Domanick Williams# vs. Tennessee, 11/28/04 (16-129)

Highest Average Gain, Game, Opponent (10 attempts)

- 12.3 Chris Johnson at Tennessee, 9/20/09 (16-197)
- 10.4 Maurice Jones-Drew at Jacksonville, 10/14/07 (12-125)
- 8.4 Amos Zereoue vs. Oakland, 10/3/04 (14-117)

RUSHING TOUCHDOWNS

Most Seasons Leading Team

- 2 Jonathan Wells, 2002, 2005
- 2 Domanick Williams#, 2003-04
- 2 Ron Dayne, 2006-07

Most Consecutive Seasons Leading Team

- 2 Domanick Williams#, 2003-04
- 2 Ron Dayne, 2006-07

Most Touchdowns, Career

- 23 Domanick Williams#, 2003-05
- 12 Steve Slaton, 2008-09
- 11 Ron Dayne, 2006-07
- 10 Jonathan Wells, 2002-05

Most Touchdowns, Season

- 13 Domanick Williams#, 2004
- 9 Steve Slaton, 2008
- 8 Domanick Williams#, 2003

Most Touchdowns, Game

- 3 Ryan Moats at Buffalo (11/1/09)
- 2 14 times, last by Steve Slaton vs. Jacksonville, 12/1/08

Most Touchdowns, Game, Rookie

- 2 Six times, last by Steve Slaton vs. Jacksonville, 12/01/08

Most Touchdowns, Game, Opponent

- 4 Shaun Alexander at Seattle, 10/16/05
- 3 Three times, last by Maurice Jones-Drew vs. Jacksonville, 9/27/09
- 2 13 times, last by Chris Johnson at Tennessee, 9/20/09

Most Consecutive Games Rushing for Touchdowns

- 6 Domanick Williams#, 11/28/04 – 1/2/05
- 3 Ron Dayne, 12/10/06 – 12/24/06
- Domanick Williams#, 12/21/03 – 9/12/04
- 2 Five times, last by Steve Slaton, 10/19/08 – 10/26/08

- Domanick Williams known as Domanick Davis prior to 2006.

TEXANS INDIVIDUAL RECEIVING RECORDS

RECEPTIONS

Most Seasons Leading Team

- 6 Andre Johnson, 2003-06, 08-09
- 1 Kevin Walter, 2007
- 1 Billy Miller, 2002

Most Consecutive Seasons Leading Team

- 4 Andre Johnson, 2003-06

Most Pass Receptions, Career

- 587 Andre Johnson, 2003-09
- 207 Owen Daniels 2006-09
- 195 Kevin Walter, 2006-09

Most Seasons, 50 or More Pass Receptions

- 7 Andre Johnson, 2003-09
- 3 Kevin Walter, 2007-09
- 2 Owen Daniels, 2007-08

Most Pass Receptions, Season

- 115 Andre Johnson, 2008
- 103 Andre Johnson, 2006
- 101 Andre Johnson, 2009

Most Pass Receptions, Rookie, Season

- 66 Andre Johnson, 2003
- 47 Domanick Williams#, 2003
- 41 Jabar Gaffney, 2002

Most Pass Receptions, Game

- 12 Three times, last by Kevin Walter at Jacksonville, 10/14/07
- 11 Seven times, last by Andre Johnson vs. Seattle, 12/13/09
- 10 10 times, last by Andre Johnson at Indianapolis, 11/8/09

Most Pass Receptions, Game, Opponent

- 14 Dallas Clark at Indianapolis, 11/8/09
- 12 Reggie Bush vs. New Orleans, 11/18/07
- 12 Mewelde Moore vs. Minnesota, 10/10/04

Most Consecutive Games, Pass Reception

- 66 Andre Johnson, 11/6/05 – 1/3/10
- 43 Owen Daniels, 12/10/06 – 11/1/09
- 35 Andre Johnson, 9/7/03 – 10/2/05

RECEIVING YARDS GAINED

Most Seasons Leading Team

- 7 Andre Johnson, 2003-09
- 1 Corey Bradford, 2002

Most Consecutive Seasons Leading Team

- 7 Andre Johnson, 2003-09

Most Yards Gained, Career

- 7,948 Andre Johnson, 2003-09
- 2,501 Owen Daniels, 2006-09
- 2,470 Kevin Walter, 2006-09
- 2,009 Jabar Gaffney, 2002-05

Most Seasons, 1,000 or More Yards, Pass Receiving

- 4 Andre Johnson – 2004, 2006, 2008, 2009

Most Yards Gained, Season

- 1,575 Andre Johnson, 2008
- 1,569 Andre Johnson, 2009
- 1,147 Andre Johnson, 2006
- 1,142 Andre Johnson, 2004

Most Yards Gained, Rookie, Season

- 976 Andre Johnson, 2003
- 483 Jabar Gaffney, 2002
- 352 Owen Daniels, 2006

Most Yards Gained, Game

- 207 Andre Johnson vs. Tennessee, 12/14/08
- 196 Andre Johnson at St. Louis, 12/20/09
- 193 Andre Johnson vs. Seattle, 12/13/09
- 178 Andre Johnson vs. Miami, 10/12/08
- 170 Andre Johnson vs. Minnesota, 10/10/04

Most Yards Gained, Game, Opponent

- 265 Lee Evans vs. Buffalo, 11/19/06
- 177 Derrick Mason at Tennessee, 10/12/03
- 154 Calvin Johnson vs. Detroit, 10/19/08

Most Games, 100 or More Yards Pass Receiving, Career

- 31 Andre Johnson, 2003-09
- 3 Owen Daniels, 2006-09
- 3 Corey Bradford, 2002-05
- 2 Kevin Walter, 2006-08

TEXANS INDIVIDUAL RECEIVING RECORDS

Most Games, 100 or More Yards Pass Receiving, Season

- 8 Andre Johnson, 2008
- 6 Andre Johnson, 2009
- 4 Three times, last by Andre Johnson, 2007
- 3 Andre Johnson, 2003

Most Consecutive Games, 100 or More Yards Pass Receiving

- 4 Andre Johnson, 10/5/08 – 10/26/08
- 3 Andre Johnson, 9/9/07 – 11/18/07
- 2 Andre Johnson, 12/13/09 – 12/20/09
- 2 Andre Johnson, 10/11/09 – 10/18/09
- 2 Andre Johnson, 9/24/06 – 10/1/06

Longest Pass Reception

- 81 Corey Bradford from David Carr vs. Buffalo, 10/13/02
- 78 Corey Bradford from David Carr at Miami, 9/7/03 (TD)
- 77 Andre Johnson from Matt Schaub vs. Kansas City, 9/9/07 (TD)

Longest Pass Reception, Opponent

- 96 Calvin Johnson vs. Detroit, 10/19/08 (TD)
- 84 Troy Edwards vs. Jacksonville, 10/28/03 (TD)
- 83 Lee Evans vs. Buffalo, 11/19/06 (TD)

RECEIVING AVERAGE GAIN

Highest Average Gain, Career (200 receptions)

- 13.5 Andre Johnson, 2003-09
- 12.1 Owen Daniels, 2006-09

Highest Average Gain, Season (32 receptions)

- 17.7 André Davis, 2007
- 15.5 Andre Johnson, 2009
- 15.5 Corey Bradford, 2002

Highest Average Gain, Game (3 receptions)

- 30.5 Andre Johnson at Buffalo, 11/16/03
- 28.7 Andre Johnson at Detroit, 9/19/04
- 27.3 Jabar Gaffney at Chicago, 12/19/04

RECEIVING TOUCHDOWNS

Most Seasons Leading Team

- 6 Andre Johnson, 2003-04, 2006-09
- 3 Corey Bradford, 2002-03, 2005
- 1 Owen Daniels, 2006
- Kevin Walter, 2008

Most Consecutive Seasons Leading Team,

- 4 Andre Johnson, 2006-09

Most Touchdowns, Career

- 42 Andre Johnson, 2003-09
- 18 Corey Bradford, 2002-05
- 15 Owen Daniels, 2006-09
- 15 Kevin Walter, 2006-09

Most Touchdowns, Season

- 9 Andre Johnson, 2009
- 8 Four times, last by Andre Johnson and Kevin Walter, 2008
- 6 Jacoby Jones, 2009
- Andre Johnson, 2004
- Corey Bradford, 2002

Most Touchdowns, Rookie, Season

- 5 Owen Daniels, 2006
- 4 Andre Johnson, 2003
- 1 Four times, last by Steve Slaton, 2008

Most Touchdowns, Game

- 2 14 times, last by Andre Johnson vs. Seattle, 12/13/09

Most Touchdowns, Game, Rookie

- 2 Owen Daniels at Tennessee, 10/29/06
- 2 Andre Johnson vs. Kansas City, 9/21/03
- 1 Steve Slaton at Jacksonville, 9/28/08

Most Touchdowns, Game, Opponent

- 3 Vernon Davis vs. San Francisco, 10/25/09
- Steve Smith at Carolina, 9/16/07
- Terrell Owens at Dallas, 10/15/06
- Derrick Mason at Tennessee, 10/12/03

Most Consecutive Games, Touchdowns

- 4 Andre Johnson, 12/2/07 – 12/23/07
- 3 Twice, last by Andre Johnson, 12/1/08 – 12/14/08
- 2 11 times, last by Jacoby Jones, 12/27/09 – 1/3/10

TEXANS INDIVIDUAL TOTAL OFFENSE RECORDS

YARDS FROM SCRIMMAGE

Most Scrimmage Yards, Career

7,984	Andre Johnson, 2003-09
4,471	Domanick Williams#, 2003-05
2,513	Steve Slaton, 2008-09

Most Scrimmage Yards, Season

1,776	Domanick Williams#, 2004
1,659	Steve Slaton, 2008
1,579	Andre Johnson, 2009

Most Scrimmage Yards, Rookie, Season

1,659	Steve Slaton, 2008
1,382	Domanick Williams#, 2003
966	Andre Johnson, 2003

Most Scrimmage Yards, Game

207	Andre Johnson vs. Tennessee, 12/14/08
201	Domanick Williams# vs. Indianapolis, 12/12/04
199	Domanick Williams# vs. New York Jets, 10/19/03

Most Scrimmage Yards, Game, Opponent

284	Chris Johnson at Tennessee, 9/20/09
265	Lee Evans vs. Buffalo, 11/19/06
217	Larry Johnson vs. Kansas City, 11/20/05

COMBINED NET YARDS GAINED

Rushing, receiving, interception returns, punt returns, kickoff returns, and fumble returns

Most Seasons Leading Team

3	Domanick Williams#, 2003-05
2	Ron Dayne, 2006-07
1	Andre Johnson, 2009
	Jonathan Wells, 2002
	Steve Slaton, 2008

Most Consecutive Seasons Leading Team

3	Domanick Williams#, 2003-05
2	Ron Dayne, 2006-07

Most Yards Gained, Career

7,984	Andre Johnson, 2003-09
4,585	Domanick Williams#, 2003-05
3,211	J.J. Moses, 2003-04

Most Yards Gained, Season

1,776	Domanick Williams#, 2004
1,675	Jerome Mathis, 2005
1,659	Steve Slaton, 2008

Most Yards Gained, Rookie, Season

1,675	Jerome Mathis, 2005
1,659	Steve Slaton, 2008
1,443	Domanick Williams#, 2003
966	Andre Johnson, 2003

Most Yards Gained, Game

266	Jerome Mathis vs. Kansas City, 11/20/05
266	Jerome Mathis vs. Indianapolis, 10/23/05
254	André Davis vs. Jacksonville, 12/30/07

Most Yards Gained, Game, Opponent

284	Chris Johnson at Tennessee, 9/20/09
265	Lee Evans vs. Buffalo, 11/19/06
217	Larry Johnson vs. Kansas City, 11/20/05

COMBINED ATTEMPTS

Most Attempts, Career

931	Domanick Williams#, 2003-05
608	Andre Johnson, 2003-09
523	Steve Slaton, 2008-09
427	Jonathan Wells, 2002-05

Most Attempts, Season

370	Domanick Williams#, 2004
318	Steve Slaton, 2008
288	Domanick Williams#, 2003
273	Domanick Williams#, 2005

Most Attempts, Game

38	Domanick Williams# at Indianapolis, 11/14/04
36	Domanick Williams# at Detroit, 9/19/04
36	Domanick Williams# vs. New York Jets, 10/19/03

Most Attempts, Game, Opponent

43	Rudi Johnson at Cincinnati, 11/9/03
36	Larry Johnson vs. Kansas City, 11/20/05
34	Thomas Jones at Tampa Bay, 12/14/03

- Domanick Williams known as Domanick Davis prior to 2006.



TEXANS INDIVIDUAL DEFENSE RECORDS

INTERCEPTIONS BY

Most Seasons Leading Team

- 2 Dunta Robinson, 2004, 2006
- 1 Six times, last by Jacques Reeves, 2008

Most Interceptions By, Career

- 13 Dunta Robinson, 2004-08
- 11 Marcus Coleman, 2002-05
- Aaron Glenn, 2002-04
- 5 Jacques Reeves, 2008-09
- Fred Bennett, 2007-09
- DeMarcus Faggins, 2002-08

Most Interceptions By, Season

- 7 Marcus Coleman, 2003
- 6 Dunta Robinson, 2004
- 5 Aaron Glenn, 2004
- Aaron Glenn, 2002

Most Interceptions By, Rookie, Season

- 6 Dunta Robinson, 2004
- 4 Brian Cushing, 2009
- 3 Fred Bennett, 2007
- 1 Brice McCain, 2009
- 1 DeMeco Ryans, 2006
- 1 C.C. Brown, 2005

Most Interceptions By, Game

- 2 Bernard Pollard at Indianapolis, 11/8/09
- 2 Dunta Robinson vs. Oakland, 10/3/04
- 2 Kenny Wright vs. Jacksonville, 9/28/03
- 2 Marcus Coleman at Miami, 9/7/03
- 2 Aaron Glenn at Pittsburgh, 12/8/02

Most Interceptions By, Game, Opponent

- 2 Seven times, last Ray Lewis vs. Baltimore, 11/9/08

Most Consecutive Games, Passes Intercepted By

- 2 Eight times, last by Jacques Reeves, 11/23/08 – 12/1/08

TURNOVER YARDS GAINED

Most Seasons Leading Team

- 1 Eight times, last by Jacques Reeves, 2008

Most Yards Gained, Career

- 221 Aaron Glenn, 2002-04
- 217 Marcus Coleman, 2002-05
- 162 Dunta Robinson, 2004-07

Most Yards Gained, Season

- 181 Aaron Glenn, 2002
- 146 Dunta Robinson, 2004
- 121 Bernard Pollard, 2009

Most Yards Gained, Rookie, Season

- 146 Dunta Robinson, 2004
- 47 Fred Bennett, 2007
- 26 Brian Cushing, 2009

Most Yards Gained, Game

- 135 Aaron Glenn at Pittsburgh, 12/8/02
- 102 Marcus Coleman at Kansas City, 9/28/04
- 95 Marlon McCree vs. Tennessee, 12/21/03

Most Yards Gained, Game, Opponent

- 102 Artrell Hawkins vs. Cincinnati, 11/3/02
- 99 Cortland Finnegan vs. Tennessee, 9/21/08
- 91 Antonio Cromartie at San Diego, 10/28/07

Longest Return (All TDs)

- 102 Marcus Coleman at Kansas City, 9/26/04
- 95 Marlon McCree vs. Tennessee, 12/21/03
- 70 Bernard Pollard vs. Seattle, 12/13/09
- 70 Aaron Glenn at Pittsburgh, 12/8/02

INTERCEPTIONS RETURNED FOR TOUCHDOWNS

Most Touchdowns, Career

- 2 Aaron Glenn, 2002-04
- 1 Bernard Pollard, 2009
- 1 Dunta Robinson, 2004-08
- 1 DeMarcus Faggins, 2002-08
- 1 Marcus Coleman, 2002-05
- 1 Marlon McCree, 2003-04
- 1 Jacques Reeves, 2008

Most Touchdowns, Season

- 2 Aaron Glenn, 2002
- 1 Bernard Pollard, 2009
- 1 Dunta Robinson, 2006
- 1 DeMarcus Faggins, 2004
- 1 Marcus Coleman, 2004
- 1 Marlon McCree, 2003
- 1 Jacques Reeves, 2008

Most Touchdowns, Game

- 2 Aaron Glenn v. Pittsburgh, 12/8/02



TEXANS INDIVIDUAL DEFENSE RECORDS

SACKS

Most Seasons Leading Team

- 3 Mario Williams, 2007-09
- 1 Six times, last by Jason Babin, 2006

Most Sacks, Career

- 39.5 Mario Williams, 2006-09
- 15.0 Kailee Wong, 2002-06
- 13.0 Jason Babin, 2004-06

Most Sacks, Season

- 14.0 Mario Williams, 2007
- 12.0 Mario Williams, 2008
- 9.0 Mario Williams, 2009
- 8.0 Jeff Posey, 2002

Most Sacks, Rookie, Season

- 5.5 Amobi Okoye, 2007
- 5.0 Brian Cushing, 2009
- 4.5 Mario Williams, 2006
- 4.0 Jason Babin, 2004
- 3.5 Connor Barwin, 2009

Most Sacks, Game

- 3.5 Mario Williams vs. Denver, 12/13/07
- 3.0 Shantee Orr at Baltimore, 12/4/05
- Mario Williams vs. Jacksonville, 12/1/08
- 2.5 Mario Williams at Tennessee, 12/2/07

Most Sacks, Game, Opponent

- 3 Eight times, last by James Harrison at Pittsburgh, 9/7/08

Most Seasons, 10 or More Sacks

- 2 Mario Williams, 2007-08

Most Consecutive Games, Sack

- 6 Mario Williams, 11/18/07 – 12/23/07
- 4 Jeff Posey, 9/15/02 – 10/13/02
- 3 Six times, last by Brian Cushing, 12/13/09 – 12/27/09

TACKLES

(Based on press box statistics)

Most Total Tackles, Career

- 518 DeMeco Ryans, 2006-09
- 442 Jamie Sharper, 2002-04
- 395 Dunta Robinson, 2004-09

Most Total Tackles, Season

- 166 Jamie Sharper, 2003
- 156 DeMeco Ryans, 2006
- 139 Jamie Sharper, 2004

Most Total Tackles, Game

- 17 Jamie Sharper at Tampa Bay, 12/14/03
- Jamie Sharper at Cincinnati, 11/9/03
- 16 Jay Foreman vs. New England, 11/23/03

Most Solo Tackles, Career

- 403 DeMeco Ryans, 2006-09
- 331 Dunta Robinson, 2004-09
- 300 Jamie Sharper, 2002-04

Most Solo Tackles, Season

- 126 DeMeco Ryans, 2006
- 107 Jamie Sharper, 2003
- 101 Jay Foreman, 2003
- Jay Foreman, 2002

Most Solo, Game

- 14 DeMeco Ryans at Oakland, 12/3/06
- Jay Foreman vs. New England, 11/23/03
- 13 Xavier Adibi at Indianapolis, 11/16/08
- DeMeco Ryans at New York Jets, 11/26/06

TEXANS INDIVIDUAL FUMBLE RECORDS

FUMBLES

Most Fumbles, Career

68	David Carr, 2002-06
20	Matt Schaub, 2007-09
10	Steve Slaton, 2008-09
10	Domanick Williams#, 2003-05

Most Fumbles, Season

21	David Carr, 2002
17	David Carr, 2005
16	David Carr, 2006

Most Fumbles, Game

3	Eight times, last by Sage Rosenfels vs. Indianapolis, 10/5/08
2	27 times, last by Steve Slaton at Tennessee, 9/20/09

FUMBLES FORCED

Most Fumbles Forced, Career

9	Mario Williams, 2006-09
7	Jamie Sharper, 2002-04
6	Dunta Robinson, 2004-09
5	DeMeco Ryans, 2006-09

Most Fumbles Forced, Season

4	Mario Williams, 2008 Shantee Orr, 2005
3	Dunta Robinson, 2004 Jamie Sharper, 2004 Jamie Sharper, 2003 Eric Brown, 2003

Most Fumbles Forced, Game

2	Brian Cushing at Cincinnati, 10/18/09 Shantee Orr vs. Jacksonville, 12/24/05 Eric Brown vs. Indianapolis, 12/28/03 Jamie Sharper at Buffalo, 11/16/03
---	--

OWN FUMBLES RECOVERED

Most Own Fumbles Recovered, Career

28	David Carr, 2002-06
7	Matt Schaub 2007-09
5	Chester Pitts, 2002-09

Most Own Fumbles Recovered, Season

12	David Carr, 2002
6	David Carr, 2005
5	David Carr, 2006
4	Twice, last by Matt Schaub, 2008
3	Chester Pitts, 2006

Most Own Fumbles Recovered, Game

2	Four times, last time, David Carr vs. Kansas City, 11/20/05
---	---

OPPONENTS' FUMBLES RECOVERED

Most Opponents' Fumbles Recovered, Career

8	DeMeco Ryans, 2006-08
5	Morlon Greenwood, 2005-07
4	C.C. Brown, 2005-08 Jamie Sharper, 2002-04

Most Opponents' Fumbles Recovered, Season

3	Twice by DeMeco Ryans, 2007 and 2008
3	C.C. Brown, 2007
3	Morlon Greenwood, 2006
3	Jamie Sharper, 2002

Most Opponents' Fumbles Recovered, Game

2	DeMeco Ryans vs. Tennessee, 10/21/07
---	--------------------------------------

YARDS RETURNING FUMBLES

Longest Fumble Return

66	Antwan Peek at Jacksonville, 12/26/04 (TD)
60	Charlie Anderson at Chicago, 12/19/04 (TD)
58	DeMarcus Faggins at Oakland, 12/3/06 (TD)

FUMBLES RETURNED FOR TOUCHDOWNS

Most Touchdowns, Career

1	Ten times, last by Dominique Barber, 2008-09
---	--

Most Touchdowns, Season

1	Ten times, last by Dominique Barber, 2009
---	---

TEXANS INDIVIDUAL SPECIAL TEAMS RECORDS

PUNTING

Most Seasons Leading Team

5	Chad Stanley, 2002-06
3	Matt Turk, 2007-09

Most Consecutive Seasons Leading Team

5	Chad Stanley, 2002-06
3	Matt Turk, 2007-09

PUNTS

Most Punts, Career

437	Chad Stanley, 2002-06
175	Matt Turk, 2007-09

Most Punts, Season

114	Chad Stanley, 2002
97	Chad Stanley, 2003
77	Chad Stanley, 2005

Most Punts, Game

11	Chad Stanley at Indianapolis, 12/1/02
10	Four times, last by Chad Stanley at Jacksonville, 12/7/03
9	Chad Stanley at Tennessee, 12/11/05 Chad Stanley vs. New York Giants, 11/24/02

Most Punts, Game, Opponent

10	Darren Bennett at San Diego, 9/15/02
9	Three times, last by Andy Lee at San Francisco, 1/1/06

Longest Punt

62	Three times, last by Matt Turk at Tennessee, 9/20/09
61	Chad Stanley vs. Tennessee, 10/9/05
59	Two times, last by Matt Turk vs. Detroit, 10/19/08

Longest Punt, Opponent

75	Mat McBriar at Dallas, 10/15/06
74	Sam Koch vs. Baltimore, 11/9/08
67	Shane Lechler vs. Oakland, 10/4/09
64	Craig Hentrich at Tennessee, 10/17/04 Shane Lechler at Oakland, 11/4/07

PUNTING AVERAGE YARDAGE

Highest Average, Punting, Career (250 punts)

41.0	Chad Stanley, 2002-06
------	-----------------------

Highest Average, Punting, Season (40 punts)

42.7	Matt Turk, 2009
42.3	Matt Turk, 2008
41.7	Matt Turk, 2007
41.6	Chad Stanley, 2006

Highest Average, Punting, Game (4 punts)

51.8	Matt Turk at Tennessee, 9/20/09
48.8	Matt Turk vs. Detroit, 10/19/08
47.8	Chad Stanley at New York Jets, 11/26/06

Highest Average, Punting, Game, Opponents (4 punts)

56.8	Shane Lechler at Oakland, 12/3/06 Mat McBriar at Dallas, 10/15/06
53.4	Shane Lechler vs. Oakland, 10/4/09
52.8	Mike Scifres at San Diego, 10/28/07
50.0	Sam Koch vs. Baltimore, 11/9/08

PUNTS HAD BLOCKED

Most Consecutive Punts, None Blocked

327	Chad Stanley, 2002-06
175	Matt Turk, 2007-09

Most Punts Had Blocked, Career

2	Chad Stanley, 2002-06
---	-----------------------

Most Punts Had Blocked, Season

2	Chad Stanley, 2002
---	--------------------

PUNTS INSIDE THE 20

Most Punts Inside the 20, Career

135	Chad Stanley, 2002-06
65	Matt Turk, 2007-09

Most Punts Inside the 20, Season

36	Chad Stanley, 2003
36	Chad Stanley, 2002
29	Chad Stanley, 2005
24	Matt Turk, 2009
24	Matt Turk, 2007

TEXANS INDIVIDUAL SPECIAL TEAMS RECORDS

Most Punts Inside the 20, Game

- 6 Chad Stanley vs. Dallas, 9/8/02
- 5 Chad Stanley at San Francisco, 1/1/06
- 4 Seven times, last by Matt Turk vs. Tennessee, 11/23/09

Most Punts Inside the 20, Game, Opponent

- 5 Craig Hentrich at Tennessee, 12/10/06
- Mike Scifres at San Diego, 10/28/07
- 4 Chris Kluwe at Minnesota, 11/2/08
- Brad Maynard vs. Chicago, 12/28/08

PUNT RETURNS

Most Seasons Leading Team

- 3 Jacoby Jones, 2007-09
- 2 J.J. Moses, 2003-04

Most Punt Returns, Career

- 101 Jacoby Jones, 2007-09
- 72 J.J. Moses, 2003-04
- 36 Jermaine Lewis, 2002

Most Punt Returns, Season

- 39 Jacoby Jones, 2009
- 36 J.J. Moses, 2004
- 36 J.J. Moses, 2003
- 36 Jermaine Lewis, 2002

Most Punt Returns, Rookie, Season

- 30 Jacoby Jones, 2007
- 12 Jerome Mathis, 2005
- 3 Jabar Gaffney, 2002
- 3 Donovan Morgan, 2005

Most Punt Returns, Game

- 7 Jacoby Jones vs. Oakland, 10/4/09
- 5 Eight times, last by Jacoby Jones vs. Seattle, 12/13/09
- 4 17 times, last by Jacoby Jones at Buffalo, 11/1/09

Most Punt Returns, Game, Opponent

- 6 David Allen at Jacksonville, 12/7/03
- Antwaan Randle El at Pittsburgh, 12/8/02
- Troy Walters at Indianapolis, 12/1/02

FAIR CATCHES

Most Fair Catches, Career

- 36 Jacoby Jones, 2007-09
- 20 J.J. Moses, 2003-04
- 17 Jermaine Lewis, 2002

Most Fair Catches, Season

- 17 Jacoby Jones, 2008
- Jermaine Lewis, 2002
- 13 J.J. Moses, 2004
- 12 Jacoby Jones, 2009
- 9 Dexter Wynn, 2006

Most Fair Catches, Game

- 4 Dexter Wynn vs. Buffalo, 11/19/06
- 4 Jermaine Lewis vs. Dallas, 9/8/02
- 3 Six times, last by Jacoby Jones at Indianapolis, 11/8/09

Most Fair Catches, Game, Opponent

- 5 Dante Hall vs. Kansas City, 9/21/03
- 4 Four times, last by Alvin Pearman at Jacksonville, 11/12/06

PUNT YARDS GAINED

Most Seasons Leading Team

- 3 Jacoby Jones, 2007-09
- 2 J.J. Moses, 2003-04
- 1 Four times, last by Jacoby Jones, 2007

Most Yards Gained, Career

- 1,099 Jacoby Jones, 2007-09
- 553 J.J. Moses, 2003-04
- 280 Jermaine Lewis, 2002

Most Yards Gained, Season

- 427 Jacoby Jones, 2009
- 386 Jacoby Jones, 2008
- 309 J.J. Moses, 2004

Most Yards Gained, Rookie, Season

- 286 Jacoby Jones, 2007
- 68 Jerome Mathis, 2005
- 30 Donovan Morgan, 2005

TEXANS INDIVIDUAL SPECIAL TEAMS RECORDS

Most Return Yards, Game

100	Jacoby Jones at Arizona, 10/11/09
92	Avion Black vs. Baltimore, 12/15/02
87	Jacoby Jones vs. Miami, 10/12/08
86	Jacoby Jones vs. Indianapolis, 9/23/07

Most Return Yards, Game, Opponent

80	Johnnie Lee Higgins at Oakland, 12/21/08
80	Adam Jones at Tennessee, 12/11/05
73	Dante Hall vs. Kansas City, 9/21/03

Longest Punt Return

76	Avion Black vs. Baltimore, 12/15/02
74	Jacoby Jones vs. Indianapolis, 9/23/07
73t	Jacoby Jones vs. Cincinnati, 10/26/08
70t	Jacoby Jones vs. Miami, 10/12/08

PUNT AVERAGE YARDAGE

Highest Average, Career (30 returns)

10.9	Jacoby Jones, 2007-09
7.8	Jermaine Lewis, 2002
7.7	J.J. Moses, 2003-04

Highest Average, Season (20 returns)

12.1	Jacoby Jones, 2008
10.9	Jacoby Jones, 2009
9.5	Jacoby Jones, 2007

Highest Average, Rookie, Season (20 returns)

9.5	Jacoby Jones, 2007
-----	--------------------

Highest Average, Game (3 returns)

30.7	Avion Black vs. Baltimore, 12/15/02
21.8	Jacoby Jones vs. Miami, 10/12/08
20.0	Jacoby Jones at Arizona, 10/11/09

Highest Average, Game, Opponent (3 returns)

26.7	Adam Jones at Tennessee, 12/11/05
19.7	Adam Jones at Tennessee, 10/29/06
17.3	Bobby Shaw at Jacksonville, 10/27/02

PUNT RETURN TOUCHDOWNS

Most Touchdowns, Career

2	Jacoby Jones, 2007-08
1	Avion Black, 2002

Most Touchdowns, Season

2	Jacoby Jones, 2008
1	Avion Black, 2002

Most Touchdowns, Game

1	Jacoby Jones vs. Cincinnati, 10/26/08
	Jacoby Jones vs. Miami, 10/12/08
	Avion Black vs. Baltimore, 12/15/02

Most Touchdowns, Game, Opponent

1	Johnnie Lee Higgins at Oakland, 12/21/08
	Adam Jones at Tennessee, 12/11/05
	Adam Jones at Tennessee, 10/29/06
	Dante Hall vs. Kansas City, 9/21/03

BLOCKED PUNTS

Career

2	Ramon Walker (2002-05)
1	Jimmy McClain (2002)
1	Antwan Peek (2003-05)

Season

1	Ramon Walker (2005)
1	Antwan Peek (2004)
1	Ramon Walker (2003)
1	Jimmy McClain (2002)

Game

1	Ramon Walker at San Francisco (1/1/06)
1	Antwan Peek at Denver (11/7/04)
1	Ramon Walker vs. New England (11/23/03)
1	Jimmy McClain at Washington (12/22/02)

Game, Opponent

1	Randy Starks vs. Tennessee 11/28/04
1	Rocky Boiman vs. Tennessee 12/29/02
1	Eric Westmoreland at Jacksonville 10/27/02

BLOCKED PUNT RETURNS

Career

1	Jonathan Wells (2002)
1	Kevin Williams (2002)

Season

1	Jonathan Wells (2002)
1	Kevin Williams (2002)



TEXANS INDIVIDUAL SPECIAL TEAMS RECORDS

Game

- 1 Jonathan Wells at Denver (11/7/04)
- 1 Kevin Williams at Washington (12/22/02)

Game, Opponent

None

BLOCKED FIELD GOALS

Career

- 1 Dunta Robinson (2004-07)
- 1 Eric Brown (2002-2004)
- 1 Ramon Walker (2002-2004)

Season

- 1 Dunta Robinson (2007)
- 1 Eric Brown (2003)
- 1 Ramon Walker (2003)

Game

- 1 Dunta Robinson at Atlanta (9/30/07)
- 1 Eric Brown at Tampa Bay (12/14/03)
- 1 Ramon Walker vs. New England (11/23/03)

Game, Opponent

- 1 Nine times, last by Craig Terrill vs. Seattle, 12/13/09

BLOCKED PATs

Career

- 1 Michael Boulware (2007)
- 1 Seth Payne (2002-06)

Season

- 1 Michael Boulware (2007)
- 1 Seth Payne (2006)

Game

- 1 Michael Boulware at Jacksonville, 10/14/07
- 1 Seth Payne at Indianapolis, 9/17/06

Game, Opponent

- 1 Robaire Smith at Tennessee, 10/29/06

KICKOFF RETURNS

Most Seasons Leading Team

- 3 André Davis, 2007-09
- 2 J.J. Moses, 2003-04
- 1 Four times, last by André Davis, 2007

Most Kickoff Returns, Career

- 117 J.J. Moses, 2003-04
- 108 André Davis, 2007-09
- 72 Jerome Mathis, 2005-07

Most Kickoff Returns, Season

- 59 J.J. Moses, 2004
- 58 J.J. Moses, 2003
- 54 Jerome Mathis, 2005

Most Kickoff Returns, Rookie, Season

- 54 Jerome Mathis, 2005
- 20 Vernand Morency, 2005
- 8 Tony Hollings, 2003

Most Kickoff Returns, Game

- 8 Dexter Wynn at New England, 12/17/04
- 7 Nine times, last by Jerome Mathis vs. Indianapolis, 9/23/07
- 6 12 times, last by Jacoby Jones at Indianapolis, 11/16/08

Most Kickoff Returns, Game, Opponent

- 7 Doug Gabriel vs. Oakland, 10/3/04
- Reggie Swinton vs. Arizona, 12/18/05

KICKOFF YARDS GAINED

Most Seasons Leading Team

- 3 André Davis, 2007-09
- 2 J.J. Moses, 2003-04
- 1 Four times, last by André Davis, 2007

Most Yards Gained, Career

- 2,743 André Davis, 2007-09
- 2,658 J.J. Moses, 2003-04
- 2,054 Jerome Mathis, 2005-07

Most Yards Gained, Season

- 1,542 Jerome Mathis, 2005
- 1,355 J.J. Moses, 2003
- 1,303 J.J. Moses, 2004



TEXANS INDIVIDUAL SPECIAL TEAMS RECORDS

Most Yards Gained, Rookie, Season

1,542	Jerome Mathis, 2005
437	Vernand Morency, 2005
142	Tony Hollings, 2003

Most Yards Gained, Game

266	Jerome Mathis vs. Kansas City, 11/20/05
	Jerome Mathis vs. Indianapolis, 10/23/05
234	André Davis vs. Jacksonville, 12/30/07

Most Yards Gained, Game, Opponent

199	Doug Gabriel vs. Oakland, 10/3/04
176	Ted Ginn Jr. vs. Miami, 10/7/07
187	Danieal Manning vs. Chicago, 12/28/08

Longest Kickoff Returns, Game (All TDs)

104	André Davis vs. Jacksonville, 12/30/07
99	Jerome Mathis vs. Kansas City, 11/20/05
97	André Davis vs. Jacksonville, 12/30/07
97	André Davis vs. Tampa Bay, 12/9/07
95	Jacoby Jones vs. Oakland, 10/4/09

Longest Kickoff Returns, Game, Opponent

95	Eddie Drummond at Detroit, 9/19/04
	André Davis at Cleveland, 10/20/02
93	Ellis Hobbs at New England, 12/17/06

KICKOFF RETURN AVERAGE YARDAGE

Highest Average Gain, Career (75 returns)

25.4	André Davis, 2007-09
22.7	J.J. Moses, 2003-04

Highest Average Gain, Season (20 returns)

30.3	André Davis, 2007
28.6	Jerome Mathis, 2005
26.6	Jacoby Jones, 2009

Highest Average Gain, Rookie, Season (20 returns)

28.6	Jerome Mathis, 2005
21.9	Vernand Morency, 2005

Highest Average Gain, Game (3 returns)

46.8	André Davis vs. Jacksonville, 12/30/07
38.0	Jerome Mathis vs. Kansas City, 11/20/05
38.0	Jerome Mathis vs. Indianapolis, 10/23/05

Highest Average Gain, Game, Opponent (3 returns)

42.0	André Davis at Cleveland, 10/20/02
39.3	Eddie Drummond at Detroit, 9/19/04
36.3	Adam Jones vs. Tennessee, 10/9/05

KICKOFF RETURN TOUCHDOWNS

Most Touchdowns, Career

3	André Davis, 2007
3	Jerome Mathis, 2005-07
1	Jacoby Jones, 2007-09

Most Touchdowns, Season

3	André Davis, 2007
2	Jerome Mathis, 2005
1	Jacoby Jones, 2009
1	Jerome Mathis, 2007

Most Touchdowns, Rookie, Season

2	Jerome Mathis, 2005
---	---------------------

Most Touchdowns, Game

*2	André Davis vs. Jacksonville, 12/30/07
1	Six times, last by Jacoby Jones vs. Oakland, 10/4/09

TOTAL RETURN YARDS GAINED

Most Yards Returned, Career

3,211	J.J. Moses, 2003-04 (p- 553, k- 2,658)
2,743	André Davis, 2007-09 (p- 0, k- 2,743)
2,122	Jerome Mathis, 2005-07 (p- 68, k- 2,054)

Most Yards Returned, Season

1,612	J.J. Moses, 2004 (p- 309, k- 1,303)
1,610	Jerome Mathis, 2005 (p- 68, k- 1,542)
1,599	J.J. Moses, 2003 (p- 244, k- 1,355)

Most Yards Returned, Game

266	Jerome Mathis vs. Kansas City, 11/20/05 (p-0, k-266)
266	Jerome Mathis vs. Indianapolis, 10/23/05 (p-0, k-266)
234	André Davis vs. Jacksonville, 12/30/07 (p-0, k-234)

Most Yards Returned, Game, Opponent

199	Doug Gabriel vs. Oakland, 10/3/04 (p- 0, k- 199)
176	Ted Ginn Jr. vs. Miami, 10/7/07 (p- 0, k- 176)
173	Brian Witherspoon at Jacksonville, 9/28/08 (p- 43, k- 130)



TEXANS INDIVIDUAL SPECIAL TEAMS RECORDS

SPECIAL TEAMS TOUCHDOWNS

Most Touchdowns, Career

- 3 Jacoby Jones, 2007-09
- 3 André Davis, 2007-09
- 3 Jerome Mathis, 2005-07

Most Touchdowns, Season

- 3 André Davis, 2007
- 2 Jerome Mathis, 2005
- 2 Jacoby Jones, 2008

Most Touchdowns, Game

- 2 André Davis vs. Jacksonville, 12/30/07
- 1 Eight times, last by Jacoby Jones
vs. Oakland, 10/4/09

* Indicates NFL record.

TEXANS INDIVIDUAL ALL-TIME LEADERS

RUSHING

Player	Att.	Yds.	Avg.	Long	TD
1. Domanick Williams#	770	3,195	4.1	51	23
2. Steve Slaton	399	1,719	4.3	71t	12
3. Ron Dayne	345	1,385	4.0	39	11
4. David Carr	268	1,235	4.6	36	8
5. Jonathan Wells	375	1,167	3.1	37	10

RECEIVING

Player	Rec.	Yds.	Avg.	Long	TD
1. Andre Johnson	587	7,948	13.5	77t	42
2. Owen Daniels	207	2,501	12.1	44	15
3. Kevin Walter	195	2,470	12.7	61	15
4. Jabar Gaffney	171	2,009	11.7	69	7
5. Domanick Williams#	154	1,276	8.3	38	5

RUSHING-RECEIVING

Player	Rushing	Receiving	Total
1. Andre Johnson	36	7,948	7,984
2. Domanick Williams#	3,195	1,276	4,471
3. Steve Slaton	1,719	794	2,513
4. Kevin Walter	82	2,470	2,552
5. Owen Daniels	0	2,501	2,501

PASSING (Min. 500 att.)

Player	Att.	Comp.	Pct.	Yds.	TD	INT	Long	Rating
1. David Carr	2,070	1,243	60.0	13,391	59	65	81	75.5
2. Matt Schaub	1,252	839	67.0	10,054	53	34	77t	94.2

SCORING

Player	TD	PAT	FG	2PT	TP
1. Kris Brown	-	251	172	-	767
2. Andre Johnson	42	-	-	2	256
3. Domanick Williams#	28	-	-	-	168
4. Corey Bradford	18	-	-	1	110
5t. Owen Daniels	15	-	-	-	90
5t. Kevin Walter	15	-	-	-	90

Domanick Williams was known as Domanick Davis prior to 2006.

TEXANS INDIVIDUAL ALL-TIME LEADERS

FIELD GOALS

Player	Att.	Made	Pct.	Long
1. Kris Brown	223	172	77.1	57

PUNTING

Player	No.	Yds.	Avg.	In20	Long	Blk.
1. Chad Stanley	437	17,908	41.0	135	62	2
2. Matt Turk	175	7,397	42.3	65	62	0

INTERCEPTIONS

Player	No.	Yds.	Avg.	Long	TD
1. Dunta Robinson	13	162	12.5	61	1
2. Marcus Coleman	11	217	19.7	102t	1
Aaron Glenn	11	221	20.1	70t	2
4. Fred Bennett	5	73	15.6	33	0
DeMarcus Faggins	5	47	9.4	43t	1
Jacques Reeves	5	127	25.4	44t	1

PUNT RETURNS

Player	No.	Yds.	Avg.	Long	TD
1. Jacoby Jones	101	1,099	10.9	74	2
2. J.J. Moses	72	553	7.7	40	0
3. Jermaine Lewis	36	280	7.8	48	0
4. Avion Black	14	188	13.4	76t	1
5. Phillip Buchanan	20	180	9.0	45	0

KICKOFF RETURNS

Player	No.	Yds.	Avg.	Long	TD
1. André Davis	108	2,743	25.4	104t	3
2. J.J. Moses	117	2,658	22.7	70	0
3. Jerome Mathis	72	2,054	28.5	99t	2
4. Dexter Wynn	52	1,193	22.9	39	0
5. Jermaine Lewis	46	961	20.9	45	0

COMBINED YARDAGE

Player	Total	Rush	Rec.	INT Ret.	PR/KR	FR
1. Andre Johnson	7,984	36	7,948	-	-/-	-
2. Domanick Williams#	4,585	3,195	1,276	-	24/90	-
3. André Davis	3,598	-	855	-	0/2,743	-
4. J.J. Moses	3,211	-	-	-	553/2,658	-
5. Jacoby Jones	2,778	16	667	-	1,099/996	-

Domanick Williams was known as Domanick Davis prior to 2006.



HOUSTONTEXANS.COM

TEXANS BIG DAYS

TEXANS 300-YARD PASSING GAMES (18)

- 414, Matt Schaub at Green Bay (12/7/08)
- 392, Matt Schaub at Cincinnati (10/18/09)
- 379, Matt Schaub vs. Miami (10/12/08)
- 372, David Carr vs. Minnesota (10/10/04)
- 371, Matt Schaub at Arizona (10/11/09)
- 371, David Carr at Tennessee (10/12/03)
- 367, Matt Schaub at St. Louis (12/20/09)
- 365, Matt Schaub vs. Seattle (12/13/09)
- 357, Matt Schaub at Tennessee (9/20/09)
- 328, Matt Schaub vs. Chicago (12/28/08)
- 321, David Carr at New York Jets (11/26/06)
- 317, Matt Schaub at Atlanta (9/30/07)
- 313, David Carr at Detroit (9/19/04)
- 311, Matt Schaub at Indianapolis (11/8/09)
- 307, Matt Schaub at Jacksonville (9/28/08)
- 305, Matt Schaub vs. Tennessee (11/23/09)
- 303, Matt Schaub vs. New England (1/3/10)
- 300, Matt Schaub vs. Jacksonville (9/27/09)

TEXANS 100-YARD RUSHING DAYS (22)

- 158, Domanick Williams at Jacksonville (12/26/04)
- 156, Steve Slaton at Indianapolis (11/16/08)
- 155, Domanick Williams at Baltimore (12/4/05)
- 153, Ron Dayne vs. Indianapolis (12/24/06)
- 139, Domanick Williams at Tennessee (12/11/05)
- 130, Steve Slaton vs. Jacksonville (12/1/08)
- 130, Domanick Williams vs. Tennessee (10/9/05)
- 129, Domanick Williams vs. Tennessee (11/28/04)
- 129, Domanick Williams vs. N.Y. Jets (10/19/03)
- 126, Ryan Moats at Buffalo (11/1/09)
- 128, Domanick Williams vs. Indianapolis (12/12/04)
- 122, Ron Dayne at Oakland (11/4/07)
- 120, Steve Slaton at Green Bay (12/7/08)
- 119, Arian Foster vs. New England (1/3/10)
- 116, Steve Slaton at Tennessee (9/21/08)
- 116, Wali Lundy at Tennessee (10/29/06)
- 109, Domanick Williams at Indianapolis (10/26/03)
- 105, Jonathan Wells vs. Oakland (10/3/04)
- 104, Domanick Williams at Cincinnati (11/9/03)
- 103, Domanick Williams vs. Cleveland (1/2/05)
- 101, Domanick Williams vs. Atlanta (11/30/03)
- 100, Steve Slaton vs. Tennessee (12/14/08)

TEXANS 100-YARD RECEIVING GAMES (43)

- 207, Andre Johnson vs. Tennessee (12/14/08)
- 196, Andre Johnson at St. Louis (12/20/09)
- 193, Andre Johnson vs. Seattle (12/13/09)
- 178, Andre Johnson vs. Miami (10/12/08)
- 170, Andre Johnson vs. Minnesota (10/10/04)
- 160, Kevin Walter at Jacksonville (10/14/07)
- 159, Andre Johnson vs. St. Louis (11/27/05)
- 152, Andre Johnson vs. Washington (9/24/06)
- 149, Andre Johnson at Tennessee (9/20/09)
- 148, Andre Johnson vs. Chicago (12/28/08)
- 146, Kevin Walter at Green Bay (12/7/08)
- 143, Andre Johnson vs. Cincinnati (10/26/08)
- 142, Andre Johnson vs. Kansas City (9/9/07)
- 141, Andre Johnson vs. Detroit (10/19/08)
- 135, Andre Johnson at Cincinnati (10/18/09)
- 133, Owen Daniels at Minnesota (11/2/08)
- 131, Andre Johnson vs. Indianapolis (10/5/08)
- 127, Corey Bradford at Tennessee (10/12/03)
- 126, Corey Bradford vs. Buffalo (10/13/02)
- 125, Andre Johnson at N.Y. Jets (12/5/04)
- 123, Owen Daniels vs. San Francisco (10/25/09)
- 122, Andre Johnson at Buffalo (11/16/03)
- 120, Andre Johnson at Carolina (9/16/07)
- 120, Andre Johnson vs. New Orleans (11/18/07)
- 119, Andre Johnson vs. Jacksonville (12/24/05)
- 117, André Davis at Atlanta (9/30/07)
- 116, Andre Johnson at Cleveland (11/23/08)
- 116, Andre Johnson at Tennessee (12/2/07)
- 115, Andre Johnson vs. Oakland (10/3/04)
- 112, Andre Johnson at Pittsburgh (9/7/08)
- 111, Owen Daniels at Oakland (12/21/08)
- 109, Jabar Gaffney at Chicago (12/19/04)
- 108, Andre Johnson vs. Tennessee (12/21/03)
- 107, Andre Johnson vs. Green Bay (11/21/04)
- 106, Andre Johnson vs. Jacksonville (10/22/06)
- 103, Andre Johnson at Indianapolis (11/8/09)
- 102, Steve Slaton at Cincinnati (10/18/09)
- 102, Andre Johnson vs. Kansas City (9/21/03)
- 101, Andre Johnson at Arizona (10/11/09)
- 101, Andre Johnson vs. Philadelphia (9/10/06)
- 101, Andre Johnson vs. Miami (10/1/06)
- 101, Corey Bradford vs. Jacksonville (12/24/05)
- 101, Derick Armstrong vs. Minnesota (10/10/04)

TEXANS TEAM WINS & LOSSES RECORDS

GAMES PLAYED

Regular Season Record

(2002) 4-12; (2003) 5-11; (2004) 7-9;
(2005) 2-14; (2006) 6-10; (2007) 8-8; (2008) 8-8; (2009) 9-7
Total, 49-79.

Home Record

(2002) 2-6; (2003) 3-5; (2004) 3-5;
(2005) 2-6; (2006) 4-4; (2007) 6-2; (2008) 6-2; (2009) 4-4
Total, 30-34.

Road Record

(2002) 2-6; (2003) 2-6; (2004) 4-4;
(2005) 0-8; (2006) 2-6; (2007) 2-6; (2008) 2-6; (2009) 5-3
Total, 19-45.

GAMES WON

Most Consecutive Games Won

- 4 12/13/09 – 1/3/10; In one season
- 4 11/23/08 – 12/14/08; In one season
- 4 12/24/06 – 9/16/07; Over two seasons
- 3 Two times, last 10/12/08 – 10/26/08
- 2 Seven times, last 12/9/07 – 12/13/07

Most Games Won, Season

- 9 2009
- 8 2007, 2008
- 7 2004
- 6 2006

Most Consecutive Games Won, Season

- 4 12/13/09 – 1/3/10
- 4 11/23/08 – 12/14/08
- 3 Three times, last 12/13/09 – 12/27/09
- 2 Six times, last 12/9/07 – 12/13/07

Most Consecutive Games Won, Start of Season

- 2 2007

Most Consecutive Games Won, End of Season

- 4 2009
- 2 2006

Most Consecutive Home Games Won

- 4 11/18/07 – 12/30/07
- 3 Twice, last 12/1/08 – 12/28/08
- 2 Four times, last 12/13/09 – 1/3/10

Most Consecutive Road Games Won

- 2 Five times, last 12/20/09 – 12/27/09

Most Shutout Games Won or Tied, Season

- 1 2004

GAMES LOST

Most Consecutive Games Lost

- 7 1/2/05 – 10/23/05
- 6 11/6/05 – 12/11/05
- 6 12/7/03 – 9/19/04
- 5 12/24/05 – 9/26/06
- 5 9/15/02 – 10/20/02

Most Games Lost, Season

- 14 2005
- 12 2002
- 11 2003

Most Consecutive Games Lost, Season

- 6 11/6/05 – 12/11/05
- 6 9/11/05 – 10/23/05
- 5 9/15/02 – 10/20/02
- 4 Three times, last 11/8/09 – 12/6/09
- 3 Seven times, last 11/2/08 – 11/16/08

Most Consecutive Games Lost, Start of Season

- 6 2005
- 4 2008
- 2 2006
- 2 2004

Most Consecutive Games Lost, End of Season

- 4 2003
- 3 2002
- 2 2005

Most Consecutive Home Games Lost

- 5 12/24/04 – 10/23/05
- 4 9/22/02 – 11/17/02
- 3 Three times, last 12/24/05 – 9/24/06

Most Consecutive Road Games Lost

- 12 9/11/05 – 11/5/06
- 4 9/14/03 – 11/9/03
- 3 Six times, last 9/7/08 – 9/28/08

Most Shutout Games Lost or Tied, Season

- 1 2003



TEXANS TEAM SCORING RECORDS

TOUCHDOWNS

Most Touchdowns, Season

46	2009
43	2007
40	2008
37	2004
30	2006

Fewest Touchdowns, Season

22	2002
26	2005
29	2003
30	2006
37	2004

Most Touchdowns, Game

6	vs. Jacksonville, 12/30/07
5	Three times, last vs. New England, 1/3/10
4	10 times, last vs. Seattle, 12/13/09
3	33 times, last at Miami, 12/27/09

Most Touchdowns Allowed

Season

50	2005
45	2008
43	2007
42	2006
42	2003

Most Touchdown Allowed, Game

7	at Indianapolis, 11/14/04
6	Three times, last vs. Kansas City, 11/20/05
5	12 times, last vs. Indianapolis, 11/29/09
4	19 times, last at Arizona, 10/11/09

SCORING

Most Points Scored

Season

388	2009
379	2007
366	2008
309	2004
267	2006

Game

42	vs. Jacksonville, 12/30/07
36	vs. Tennessee, 10/21/07
35	vs. Cincinnati, 10/26/08
34	Four times, last vs. New England, 1/3/10
31	Four times, last at Buffalo, 11/1/09

Most Points Scored, Opponent

Season

431	2005
394	2008
384	2007
380	2003
366	2006

Game, Opponent

49	at Indianapolis, 11/14/04
45	vs. Kansas City, 11/20/05
43	at Indianapolis, 9/17/06
42	at Seattle, 10/16/05
42	vs. Kansas City, 9/21/03

Most Points, Shutout Victory, Game

21	Texans 21 at Jacksonville 0, 12/26/04
----	---------------------------------------

Fewest Points, Shutout Victory, Game

21	Texans 21 at Jacksonville 0, 12/26/04
----	---------------------------------------

Fewest Points Scored

Season

213	2002
255	2003
260	2005
267	2006
309	2004

TEXANS TEAM SCORING RECORDS

Game

0	at Jacksonville, 12/7/03)
3	Six times, last at Tampa Bay, 12/14/03
6	at Dallas, 10/15/06
7	Five times, last vs. New York Jets, 9/13/09
10	Seven times, last at San Diego, 10/28/07

Fewest Points Scored, Opponent

Season

333	2009
339	2004
356	2002
366	2006
380	2003

Game, Opponent

0	at Jacksonville, 12/26/04
3	vs. Kansas City, 9/9/07
5	at Chicago, 12/19/04
6	Six times, last vs. Oakland, 10/4/09
7	Twice, last vs. Seattle, 12/13/09
10	Seven times, last at Buffalo, 11/1/09

Most Points, Both Teams

74	Texans 36 vs. Tennessee 38, 10/21/07
70	Texans 42 vs. Jacksonville 28, 12/30/07
67	Texans 24 at Indianapolis 43, 9/17/06
65	Texans 34 at Tennessee 31, 9/20/09
63	Texans 14 at Indianapolis 49, 11/14/04

Fewest Points, Both Teams

16	Texans 3 vs. Tennessee 13 (12/29/02)
19	Texans 3 at Tampa Bay 16 (12/14/03)
20	Texans 14 vs. Cleveland 6 (12/31/06)
21	Texans 21 at Jacksonville 0 (12/26/04)
22	Three times, last Texans 16 at Cleveland 6 (11/23/08)

Most Extra Points

Season

43	2009
40	2007
37	2008
34	2004
27	2006
27	2003
24	2005
20	2008

Game

6	vs. Jacksonville, 12/30/07
5	vs. Cincinnati, 10/26/08
4	12 times, last vs. New England, 1/3/10
3	31 times, last at Miami, 12/27/09

Most Extra Points, Opponents

Season

47	2005
44	2008
42	2007
40	2003
39	2009
38	2006
38	2002
37	2004

Game

7	at Indianapolis, 11/14/04
6	Three times, last vs. Kansas City, 11/20/05
5	10 times, last vs. Indianapolis, 11/29/09
4	22 times, last at Arizona, 10/11/09

Most Two-Point Conversions

Season

2	2007
2	2006
2	2002
1	2009
1	2005
1	2004
1	2008
0	2003

Game

1	11 times, last at Buffalo, 11/1/09
---	------------------------------------

Most Defensive Touchdowns

Season

5	2004
3	2009
3	2002
2	2007
2	2006
1	2008
1	2003
0	2005



TEXANS TEAM SCORING RECORDS

Most Defensive Touchdowns, Game

- 2 vs. Tampa Bay, 12/9/07
- 2 at Pittsburgh, 12/8/02
- 1 19 times, last vs. New England, 1/3/10

Largest Margin of Victory

- 29 vs. Cincinnati, 10/26/08
- 27 vs. Seattle, 12/13/09
- 23 vs. Oakland, 10/4/09
- 21 at Buffalo, 11/1/09
- 21 at Jacksonville, 12/26/04
- 20 vs. Jacksonville, 10/22/06

Largest Margin of Defeat

- 35 at Indianapolis, 11/14/04
- 35 vs. Cincinnati, 11/03/02
- 33 at New England, 12/17/06
- 32 at Seattle, 10/16/05
- 28 Four times, last vs. Baltimore, 11/9/08

Comeback Victories (Points Behind)

- 18 vs. Tennessee, 11/28/04, 31-21 final
- 14 vs. New England, 1/3/10, 34-27 final
- 14 at Tennessee, 9/20/09, 34-31 final
- 14 at Carolina, 9/16/07, 34-21 final
- 11 vs. Miami, 10/12/08, 29-28 final
- 10 vs. Chicago, 12/28/08, 31-24 final

Largest Deficit Overcome

- 25 vs. Tennessee, 10/21/07, down 32-7, 36-38 final
- 21 at Arizona, 10/11/09, down 21-0, 21-28 final
- 21 vs. Minnesota, 10/10/04, down 21-0, 28-34 final (OT)
- 18 vs. Tennessee, 11/28/04, down 21-3, 31-21 final

Most Points in First Quarter

- 17 vs. Seattle, 12/13/09
- 14 Four times, last vs. Indianapolis, 11/29/09
- 10 Three times, last at Miami, 12/27/09

Most Points in Second Quarter

- 24 vs. Arizona, 12/18/05
- 21 vs. Jacksonville, 12/30/07
- 17 Five times, last at Miami, 12/27/09
- 14 Eight times, last vs. San Francisco, 10/25/09
- 13 vs. Green Bay, 11/21/04
- 10 Eight times, last vs. Tennessee, 12/14/08

Most Points in Third Quarter

- 14 Seven times, last at Cincinnati, 10/18/09
- 10 Five times, last vs. Seattle, 12/13/09

Most Points in Fourth Quarter

- 29 vs. Tennessee, 10/21/07
- 22 at Buffalo, 11/1/09
- 21 Three times, last vs. New England, 1/3/10
- 17 at Chicago, 12/19/04

Most Points in First Quarter, Opponent

- 17 at New England, 12/17/06
- 14 10 times, last at Tennessee, 9/20/09
- 13 at Oakland, 12/21/08
- 10 10 times, last at Indianapolis, 11/8/09

Most Points in Second Quarter, Opponent

- 21 Three times, last at Indianapolis, 12/23/07
- 17 Four times, last at Jacksonville, 12/6/09
- 16 vs. Tennessee, 10/21/07
- 14 18 times, last vs. Tennessee, 11/23/09
- 13 at Buffalo, 9/11/05
- 10 12 times, last at St. Louis, 12/20/09

Most Points in Third Quarter, Opponent

- 21 at Indianapolis, 11/14/04)
- 17 at Cleveland, 10/20/02
- 14 Nine times, last at Oakland, 12/21/08
- 13 vs. Indianapolis, 9/23/07
- 10 Seven times, last vs. Tennessee, 10/21/07

Most Points in Fourth Quarter, Opponent

- 22 vs. Baltimore, 11/9/08
- 21 Three times, last vs. Indianapolis, 11/29/09
- 17 Three times, last at Dallas, 10/15/06
- 16 at New York Jets, 12/5/04
- 14 13 times, last vs. San Francisco, 10/25/09

Most Points in First Quarter, Both Teams

- 21 Four times, last Texans 7 at Tennessee 14, 9/20/09
- 20 Texans 7 at Oakland 13, 12/21/08
- 17 Six times, last Texans 17 vs. Seattle 0, 12/13/09
- 14 13 times, last Texans 7 vs. New England 7, 1/3/10

TEXANS TEAM SCORING RECORDS

Most Points in Second Quarter, Both Teams

- 31 Texans 24 vs. Arizona 7, 12/18/05
- 28 Four times, last Texans 14 vs. Jacksonville 14, 9/27/09
- 27 Texans 17 at Tennessee 10, 9/20/09
- 24 Five times, last Texans 7 at Jacksonville 17, 12/6/09
- 21 Six times, last Texans 7 vs. Tennessee 14, 11/23/09
- 20 Six times, last Texans 17 at Miami 3, 12/27/09

Most Points in Third Quarter, Both Teams

- 28 Texans 7 at Indianapolis 21, 11/14/04
- 27 Texans 10 at Cleveland 17, 10/20/02
- 21 Three times, last Texans 7 at Indianapolis 14, 11/16/08
- 18 Texans 10 at Philadelphia 8, 9/29/02
- 17 Texans 7 at San Francisco 10, 1/1/06

Most Points in Fourth Quarter, Both Teams

- 35 Texans 29 vs. Tennessee 6, 10/21/07
- 34 Texans 13 at Indianapolis 21, 9/17/06
- 29 Texans 8 at Jacksonville 21, 10/14/07
- 28 Five times, last Texans 21 vs. New England 7, 1/3/10
- 25 Texans 11 at Green Bay 14, 12/7/08

Most Consecutive Games Scoring a Touchdown

- 59 10/22/06 through 1/3/10
- 29 12/21/03 through 11/27/05
- 28 9/12/02 through 11/30/03
- 8 12/11/05 through 10/1/06

Most Consecutive Games Scoring

- 99 12/14/03 – 1/3/10
- 28 9/8/02 – 12/30/03

Largest Lead Before Opponent Scores

- 27 at Miami, 12/27/09
- 24 vs. Seattle, 12/13/09
- 21 Three times, last vs. San Francisco, 10/25/09
- 17 Four times, last vs. Indianapolis, 11/29/09
- 14 Two times, last at Jacksonville, 11/6/05

Most Consecutive Quarters Held Scoreless

- 7 4th quarter vs. Atlanta, 11/30/03, through 2nd quarter at Tampa Bay, 12/14/03
- 4 Three times, last 3rd quarter at Buffalo, 9/11/05 through 2nd quarter vs. Pittsburgh, 9/18/05

Most Consecutive Quarters Held Scoreless, Opponents

- 4 Three times, last 3rd quarter at Cincinnati, 10/18/09, through 2nd quarter vs. San Francisco, 10/25/09
- 3 3rd quarter vs. Seattle, 12/13/09, through 1st quarter at St. Louis, 12/20/09
- 3 4th quarter at Cleveland, 11/23/08, through 2nd quarter vs. Jacksonville, 12/1/08
- 3 3rd quarter vs. New Orleans, 11/18/07, through 1st quarter at Cleveland, 11/25/07

Most Consecutive Quarters Held Without a Touchdown, Opponents

- 13 vs. Indianapolis, 12/12/04, through vs. Cleveland, 1/2/05
- 8 vs. Cleveland, 12/31/06, through vs. Kansas City, 9/9/07
- 6 at Cleveland, 11/23/08, through vs. Jacksonville, 12/1/08

Most Points By Half, Texans

First Half

- 27 at Miami, 12/27/09
- 24 Four times, last vs. Seattle, 12/13/09
- 21 Five times, last vs. San Francisco, 10/25/09
- 20 Twice, last vs. Indianapolis, 11/29/09

Second Half

- 29 vs. Tennessee, 10/21/07
- 28 vs. Minnesota, 10/10/04
- 25 at Buffalo, 11/1/09
- 21 Eight times, last vs. New England, 1/3/10
- 20 vs. Jacksonville, 12/1/08
- 18 at Kansas City, 9/26/04

Most Points By Half, Opponents

First Half

- 35 at San Diego, 10/28/07
- 31 vs. Kansas City, 11/20/05
- 27 at New England, 12/17/06
- 24 Four times, last at Tennessee, 9/20/09
- 22 vs. Tennessee, 10/21/07

Second Half

- 29 vs. Baltimore, 11/9/08
- 28 Four times, last vs. Indianapolis, 11/29/09
- 27 Two times, last at Jacksonville, 10/14/07
- 24 Five times, last at Indianapolis, 11/16/08
- 23 Two times, last at Indianapolis, 9/17/06

TEXANS TEAM SCORING RECORDS

Most Points By Half, Both Teams

First Half

- 48 Texans 24 at Tennessee 24, 9/20/09
- 38 Three times, last Texans 21
vs. Jacksonville 17, 9/27/09
- 35 Two times, last Texans 21
vs. Jacksonville 14, 12/30/07
- 34 Three times, last Texans 24
vs. Arizona 10, 12/18/05
- 33 Texans 12 at Tennessee 21, 9/21/08

Second Half

- 45 Texans 29 vs. Tennessee 16, 10/21/07
- 44 Texans 21 at Indianapolis 23, 9/17/06
- 42 Two times, last Texans 14
at Indianapolis 28, 11/14/04
- 38 Four times, last Texans 14
at Indianapolis 24, 11/16/08
- 37 Texans 10 at Cleveland 27, 10/20/02

Longest Scoring Drive (Yards)

- 98 vs. Tennessee, 10/21/07, 7 plays, TD
- 98 at Tennessee, 10/12/03, 2 plays, TD
- 96 vs. Kansas City, 9/21/03, 9 plays, TD
- 94 Four times, last at Miami, 12/27/09,
6 plays, TD
- 93 at Baltimore, 12/4/05, 16 plays, FG
- 91 Three times, last vs. Cincinnati, 10/26/08, 15
plays, TD

Longest Scoring Drive (Plays)

- 18 at New York Giants, 11/5/06, 80 yards, TD
- 16 Seven times, last vs. Tennessee, 12/14/08, 60
yards, FG
- 15 Eight times, last vs. Cincinnati, 10/26/08,
91 yards, TD
- 14 12 times, last at Buffalo, 11/1/09,
86 yards, FG

Longest Scoring Drive (Time)

- 10:26 vs. Kansas City, 9/9/07, 15 plays, 65 yards,
FG
- 10:08 vs. Detroit, 10/19/08, 15 plays, 79 yards, TD
- 9:29 vs. Indianapolis, 12/24/06, 15 plays, 51 yards,
FG
- 9:22 vs. Cincinnati, 10/26/08, 15 plays, 91 yards, TD
- 8:47 vs. Indianapolis, 10/5/08, 15 plays, 67 yards,
FG
- 8:41 vs. New England, 11/23/03, 14 plays, 79 yards,
FG

Shortest Scoring Drive (Yards)

- 7 at Tennessee, 9/21/08, 4 plays, FG
- 5 at Pittsburgh, 12/8/02, 4 plays, FG
- 4 at Pittsburgh, 9/7/08, 4 plays, FG
- 1 vs. Jacksonville, 9/28/03, 4 plays, FG
- 1 at Denver, 11/7/04, 1 play, TD
- 2 at Jacksonville, 12/6/09, 4 plays, FG
- 2 vs. Dallas, 9/8/02, 4 plays, FG
- 3 vs. New Orleans, 11/18/07, 4 plays, FG

Shortest Scoring Drive (Plays)

- 1 vs. Seattle, 12/13/09
- 1 at Tennessee, 9/20/09, 72 yards, TD
- 1 vs. Jacksonville, 12/1/08, 7 yards, TD
- 1 vs. Jacksonville, 12/1/08, 40 yards, TD
- 1 vs. Baltimore, 11/9/08, 60 yards, TD
- 1 vs. Kansas City, 9/9/07, 77 yards, TD
- 1 at Denver, 11/7/04, 1 yard, TD
- 1 at Miami, 9/7/03, 78 yards, TD
- 2 Eight times, last
at Tennessee, 29 yards, TD
- 3 13 times, last at Miami, 12/27/09, 28 yards, TD
- 4 20 times, last vs. New England, 1/3/10,
28 yards, TD

Shortest Scoring Drive (Time)

- 0:04 vs. Jacksonville, 12/1/08, seven yards, TD
- 0:04 at Denver, 11/7/04, 1 play, 1 yard, TD
- 0:07 vs. Jacksonville, 12/1/08 1 play,
40 yards, TD
- 0:09 vs. Baltimore, 11/9/08, 1 play, 60 yards, TD
- 0:11 vs. Jacksonville, 12/30/07, 2 plays, six
6 yards, TD

TEXANS TEAM TOTAL YARDS RECORDS

TOTAL NET YARDS

Most Net Yards Gained

Season

6,129	2009
6,113	2008
5,337	2007
5,128	2004
4,465	2006
4,306	2003
4,053	2005
3,572	2002

Game

549	at Green Bay, 12/7/08
485	vs. Miami, 10/12/08
472	at Cincinnati, 10/18/09
458	at Tennessee, 10/12/03
455	vs. Chicago, 12/28/08

Fewest Net Yards Gained

Season

3,572	2002
4,053	2005
4,306	2003
4,465	2006
5,128	2004
5,337	2007
6,113	2008
6,129	2009

Game

47	at Pittsburgh, 12/8/02
107	at Tampa Bay, 12/14/03
118	at San Diego, 9/15/02
120	at Buffalo, 9/11/05
124	at Jacksonville, 12/7/03

Most Net Yards Allowed

Season

6,082	2003
5,824	2005
5,507	2007
5,458	2004
5,400	2006
5,385	2008
5,230	2002
5,198	2009

Game

535	at Tennessee, 10/12/03
515	at Indianapolis, 9/17/06
510	vs. Minnesota, 10/10/04
495	vs. Washington, 9/24/06
474	at Indianapolis, 11/16/08

Fewest Net Yards Allowed

Season

5,198	2009
5,230	2002
5,385	2008
5,400	2006
5,458	2004
5,507	2007
5,824	2005
6,082	2003

Game

126	at Jacksonville, 12/26/04
165	vs. Oakland, 10/4/09
197	at Tennessee, 10/29/06
203	at Chicago, 12/19/04
204	at Buffalo, 11/1/09

Most Net Yards Gained, Both Teams

Season

11,498	2008
11,327	2009
10,844	2007
10,586	2004
10,388	2003
9,877	2005
9,865	2006
8,802	2002

Game

993	Texans 458 at Tennessee 535, 10/12/03
937	Texans 549 at Green Bay 388, 12/7/08
920	Texans 410 vs. Minnesota 510, 10/10/04
869	Texans 420 at Tennessee 449, 9/20/09
855	Texans 485 vs. Miami 370 10/12/08

TEXANS TEAM TOTAL YARDS RECORDS

Fewest Net Yards Gained, Both Teams

Season

8,802	2002
9,865	2006
9,877	2005
10,388	2003
10,586	2004
10,844	2007
11,327	2009
11,498	2008

Game

385	Texans 118 at San Diego 267, 9/15/02
426	Texans 124 at Oakland 302, 12/3/06
428	Texans 198 at New England 230, 12/17/06
436	Texans 120 at Buffalo 316, 9/11/05
443	Texans 165 at Indianapolis 278, 12/1/02

Most Net Yards Gained

First Half

364	vs. Seattle, 12/13/09
306	at Miami, 12/27/09
286	vs. Buffalo, 11/19/06
284	at Green Bay, 12/7/08
282	vs. Oakland, 10/4/09

Second Half

309	vs. Tennessee, 10/21/07
286	at Arizona, 10/11/09
285	vs. Minnesota, 10/10/04
283	at Indianapolis, 11/8/09
277	vs. Miami, 10/12/08
267	Twice, last at Tennessee, 10/29/06

Fewest Net Yards Gained

First Half

21	at Pittsburgh, 12/8/02
24	vs. Tennessee, 10/21/07
46	at Tampa Bay, 12/14/03
47	at San Diego, 9/15/02
53	at Oakland, 12/3/06

Second Half

-4	vs. Indianapolis, 10/23/05
26	at Pittsburgh, 12/8/02
47	vs. Oakland, 10/4/09
58	vs. Green Bay, 11/21/04
61	at Tampa Bay, 12/14/03

Most Net Yards Allowed

First Half

299	vs. Washington, 9/24/06
297	at Arizona, 10/11/09
292	at Indianapolis, 12/23/07
292	vs. Kansas City, 11/20/05
291	at Tennessee, 10/12/03

Second Half

302	at Indianapolis, 11/16/05
295	vs. New England, 11/23/03
275	vs. Jacksonville, 12/1/08
269	at Indianapolis, 9/17/06
267	vs. New York Jets, 9/13/09

Fewest Net Yards Allowed

First Half

50	vs. San Francisco, 10/25/09
61	at Jacksonville, 12/26/04
71	vs. Jacksonville, 10/22/06
73	at New Orleans, 9/14/03
74	at Detroit, 9/19/04

Second Half

41	at San Diego, 10/28/07
43	at Arizona, 10/11/09
46	vs. Oakland, 10/4/09
65	at Jacksonville, 12/26/04
72	vs. Cincinnati, 10/26/08
72	at Chicago, 12/19/04

Most Net Yards Gained

First Quarter

174	vs. Seattle, 12/13/09
150	vs. Indianapolis, 11/29/09
149	vs. Detroit, 10/19/08
145	at Cincinnati, 10/18/09
145	at Green Bay, 12/7/08

Second Quarter

190	vs. Seattle, 12/13/09
179	at Miami, 12/27/09
174	vs. Buffalo, 10/13/02
167	vs. Oakland, 10/3/04
165	vs. Oakland, 10/4/09

TEXANS TEAM TOTAL YARDS RECORDS

Third Quarter

169	at Indianapolis, 11/8/09
151	at Cincinnati, 10/18/09
151	vs. Cincinnati, 10/26/08
141	vs. Miami, 10/12/08
137	vs. Chicago, 12/28/08

Fourth Quarter

253	vs. Tennessee, 10/21/07
196	at Arizona, 10/11/09
189	at Indianapolis, 9/17/06
180	at Jacksonville, 10/14/07
170	vs. Minnesota, 10/10/04

Fewest Net Yards Gained

First Quarter

-5	at Indianapolis, 11/14/04
-3	at Buffalo, 9/11/05
4	at Pittsburgh, 12/8/02
11	vs. Tennessee, 10/21/07
12	at Indianapolis, 11/8/09

Second Quarter

4	at San Francisco, 1/1/06
6	at San Diego, 9/15/02
9	vs. New England, 11/23/03
11	at Oakland, 12/3/06
13	vs. Tennessee, 10/21/07

Third Quarter

5	at Indianapolis, 9/17/06
7	at Kansas City, 9/26/04
10	vs. Philadelphia, 9/10/06
11	at New York Jets, 11/26/06
13	vs. Indianapolis, 10/23/05

Fourth Quarter

-17	vs. Indianapolis, 10/23/05
-9	at Cincinnati, 11/9/03
8	vs. Arizona, 12/18/05
8	at Pittsburgh, 12/8/02
14	Twice, last at New York Giants, 11/5/06

Most Net Yards Allowed

First Quarter

220	vs. Buffalo, 11/19/06
191	at Indianapolis, 11/8/09
171	vs. Pittsburgh, 9/18/05
159	at Oakland, 12/21/08
153	at Tennessee, 9/20/09

Second Quarter

193	vs. Philadelphia, 9/10/06
177	vs. Tennessee, 12/21/03
170	at Jacksonville, 12/6/09
168	at Indianapolis, 12/23/07
165	vs. Tennessee, 10/21/07

Third Quarter

224	at Indianapolis, 11/16/08
168	vs. Jacksonville, 9/28/03
164	at Tennessee, 12/2/07
158	vs. Dallas, 9/8/02
154	at Indianapolis, 11/14/04

Fourth Quarter

210	vs. Green Bay, 11/21/04
176	at Carolina, 9/16/07
170	vs. Jacksonville, 12/1/08
166	vs. New York Jets, 9/13/09
155	vs. San Francisco, 10/25/09

Fewest Net Yards Allowed

First Quarter

-9	vs. New York Jets, 9/13/03
-1	at Jacksonville, 12/26/04
1	vs. San Francisco, 10/25/09
4	vs. Detroit, 10/18/08
13	vs. Seattle, 12/13/09
13	vs. Jacksonville, 10/31/04

Second Quarter

11	at Carolina, 9/16/07
17	at New Orleans, 9/14/03
26	vs. Buffalo, 11/19/06
26	at Cleveland, 10/20/02
27	at Tennessee, 11/10/02

Third Quarter

6	at Cincinnati, 10/18/09
9	at Indianapolis, 11/8/09
10	at Chicago, 12/19/04
15	at Buffalo, 11/16/03
19	at Buffalo, 11/1/09

Fourth Quarter

2	at Pittsburgh, 9/7/08
3	vs. Dallas, 9/8/02
7	at Tennessee, 9/21/08
9	at Arizona, 10/11/09
12	at San Diego, 10/28/07



TEXANS TEAM FIRST DOWN RECORDS

FIRST DOWNS

Most First Downs

Season

340	2009
340	2008
300	2004
295	2007
282	2006
243	2005
237	2003
208	2002

Game

29	vs. New England, 1/3/10
29	vs. Detroit, 10/19/08
27	vs. Indianapolis, 11/29/09
26	Three times, last at Cincinnati, 10/18/09
25	Twice, last vs. Chicago 12/28/08

Fewest First Downs

Season

208	2002
237	2003
243	2005
282	2006
295	2007
300	2004
340	2008
340	2009

Game

3	at Pittsburgh, 12/8/02
7	Three times, last at Tampa Bay, 12/14/03
10	Five times, last at Oakland, 12/3/06
11	Five times, last vs. New York Jets, 9/13/09
12	Seven times, last at Dallas, 10/15/06

Most First Downs Allowed

Season

348	2005
336	2003
325	2007
312	2006
304	2004
300	2009
300	2008
291	2002

Game

34	at Indianapolis, 9/17/06
33	at Indianapolis, 12/23/07
31	at Seattle, 10/16/05
30	Three times, last at Indianapolis, 11/16/08
29	vs. New England, 11/23/03

Fewest First Downs Allowed

Season

291	2002
300	2009
300	2008
304	2004
312	2006
325	2007
336	2003
348	2005

Game

6	at Jacksonville, 12/26/04
8	vs. Oakland, 10/4/09
9	at Buffalo, 11/1/09
10	at Tennessee, 10/29/06
11	Three times, last at San Diego, 10/28/07

Most First Downs, Both Teams

Season

640	2009
630	2008
620	2007
604	2004
594	2006
591	2005
573	2003
499	2002

Game

55	Texans 27 vs. Indianapolis 28, 11/29/09
52	Texans 18 at Indianapolis 34, 9/17/06
51	Texans 18 at Indianapolis 33, 12/23/07
50	Texans 29 vs. New England 21, 1/3/10
49	Texans 22 at Indianapolis 27, 11/8/09

TEXANS TEAM FIRST DOWN RECORDS

Fewest First Downs, Both Teams

Season

499	2002
573	2003
591	2005
594	2006
604	2004
620	2007
630	2008
640	2009

Game

23	Two times, last Texans 10 at Indianapolis 13, 12/1/02
24	Two times, last Texans 16 vs. Oakland 8, 10/4/09
25	Texans 19 at Jacksonville 6, 12/26/04
26	Two times, last Texans 15 at Chicago, 11, 12/19/04

Most First Downs Rushing

Season

106	Twice, 2006 and 2008
103	2004
96	2007
93	2009
89	2005
86	2003
59	2002

Game

14	vs. Indianapolis, 12/24/06
12	Twice, last at Buffalo, 11/1/09
11	Twice, last vs. Denver, 12/13/07
10	Five times, last vs. Jacksonville, 12/30/07
9	Seven times, last vs. New England, 1/3/10

Fewest First Downs Rushing

Season

59	2002
86	2003
89	2005
93	2009
96	2007
103	2004
106	Twice, 2006 and 2008

Game

1	Five times, last vs. Tennessee, 11/23/09
2	Four times, last at New York Jets, 11/26/06
3	19 times, last at Tennessee, 9/20/09
4	11 times, last at Jacksonville, 9/28/08
5	22 times, last at St. Louis, 12/20/09

Most First Downs Rushing, Opponent

Season

130	2003
123	2005
116	2002
115	2006
114	2008
107	2007
91	2009
89	2004

Game

19	at Seattle, 10/16/05
16	at Cincinnati, 11/9/03
15	Twice, last vs. Kansas City, 11/20/05
14	vs. Baltimore, 11/9/08
13	vs. Washington, 9/24/06

Fewest First Downs Rushing, Opponent

Season

89	2004
91	2009
107	2007
114	2008
115	2006
116	2002
123	2005
130	2003

Game

1	Twice, last vs. Oakland, 10/4/09
2	Three times, last vs. Seattle, 12/13/09
3	Eight times, last at Indianapolis, 11/8/09
4	16 times, last vs. New England, 1/3/10
5	18 times, last vs. Oakland, 12/21/08

TEXANS TEAM FIRST DOWN RECORDS

Most First Downs Passing

Season

231	2009
210	2008
190	2007
174	2004
155	2006
142	2005
127	2003
119	2002

Game

21	at Cincinnati, 10/18/09
18	Seven times, last vs. New England, 1/3/10
17	Six times, last at Arizona, 10/11/09
16	Seven times, last vs. Tennessee, 11/23/09
15	Four times, last at St. Louis, 12/20/09

Fewest First Downs Passing

Season

119	2002
127	2003
142	2005
155	2006
174	2004
190	2007
210	2008
231	2009

Game

1	Twice, last at Pittsburgh, 12/8/02
2	at Oakland, 12/3/06
3	at Tampa Bay, 12/14/03
4	Five times, last vs. Cleveland, 12/31/06
5	Five times, last at Tennessee, 12/11/05

Most First Downs Passing, Opponents

Season

197	2007
194	2004
188	2005
179	2003
175	2009
174	2006
167	2008
155	2002

Game

21	Three times, last at Indianapolis, 11/16/08
20	vs. New England, 11/23/03
19	Two times, last vs. Jacksonville, 12/30/07
18	Three times, last at Indianapolis, 11/8/09
17	Five times, last vs. Philadelphia, 9/10/06

Fewest First Downs Passing, Opponents

Season

155	2002
167	2008
174	2006
175	2009
179	2003
188	2005
194	2004
197	2007

Game

2	at Jacksonville, 12/26/04
4	at New Orleans, 9/14/03
5	Seven times, last at Buffalo, 11/1/09
6	Three times, last vs. Tennessee, 11/23/09
7	Nine times, last vs. Miami, 10/12/08

Most First Downs By Penalty

Season

30	2002
24	twice, 2003 and 2008
23	2004
20	2006
16	2009
12	2005
9	2007

Game

6	vs. Cincinnati, 11/3/02
5	Twice, last vs. Tennessee, 12/14/08
4	at Detroit, 9/19/04
3	Nine times, last vs. Oakland, 10/4/09

TEXANS TEAM FIRST DOWN RECORDS

Fewest First Downs By Penalty

Season

9	2007
12	2005
16	2009
20	2006
23	2004
24	Twice, 2003 and 2008
30	2002

Game

0	30 times, last at Miami, 12/27/09
1	49 times, last at Indianapolis, 11/8/09

Most First Downs By Penalty, Opponents

Season

37	2005
34	2009
27	2003
23	2006
21	2007
21	2004
20	2002
19	2008

Game

6	at Indianapolis, 11/8/09
5	Three times, last vs. Baltimore, 11/9/08
4	Nine times, last vs. Indianapolis, 11/29/09
3	12 times, last vs. New England, 1/3/10

Fewest First Downs By Penalty, Opponents

Season

19	2008
20	2002
21	2007
21	2004
23	2006
27	2003
34	2009
37	2005

Game

0	28 times, last at St. Louis, 12/20/09
1	41 times, last at Miami, 12/27/09
2	28 times, last at Cincinnati, 10/18/09

TEXANS TEAM PASSING RECORDS

PASSING

Most Net Yards Passing

Season

4,654	2009
4,267	2008
3,748	2007
3,246	2004
2,778	2006
2,655	2003
2,237	2005
2,225	2002

Game

408	at Green Bay, 12/7/08
385	at Cincinnati, 10/18/09
371	at Arizona, 10/11/09
371	vs. Miami, 10/12/08
367	at St. Louis, 12/20/09
367	at Tennessee, 10/12/03

Fewest Net Yards Passing

Season

2,225	2002
2,237	2005
2,655	2003
2,778	2006
3,246	2004
3,748	2007
4,267	2008
4,654	2009

Game

-5	at Oakland, 12/3/06
6	vs. Indianapolis, 10/23/05
10	at Pittsburgh, 12/8/02
25	at Buffalo, 9/11/05
29	at San Diego, 9/15/02

Most Net Yards Passing Allowed

Season

3,712	2003
3,682	2007
3,615	2004
3,521	2005
3,487	2009
3,444	2006
3,423	2008
3,141	2002

Game

421	at Tennessee, 10/12/03
390	at Indianapolis, 9/17/06
388	vs. Minnesota, 10/10/04
383	vs. Green Bay, 11/21/04
344	vs. New England, 11/23/03

Fewest Net Yards Passing Allowed

Season

3,141	2002
3,423	2008
3,444	2006
3,487	2009
3,521	2005
3,615	2004
3,682	2007
3,712	2003

Game

31	at Jacksonville, 12/26/04
86	at Tennessee, 10/29/06
107	at Buffalo, 11/1/09
109	at Tennessee, 11/10/02
112	vs. Dallas, 9/8/02

Most Net Yards Passing, Both Teams

Season

8,141	2009
7,690	2008
7,430	2007
6,861	2004
6,367	2003
6,222	2006
5,758	2005
5,366	2002

Game

788	Texans 367 at Tennessee 421, 10/12/03
746	Texans 358 vs. Minnesota 388, 10/10/04
687	Texans 408 at Green Bay 279, 12/7/08
667	Texans 371 at Arizona 296, 10/11/09
645	Texans 371 vs. Miami 274, 10/12/08

TEXANS TEAM PASSING RECORDS

Fewest Net Yards Passing, Both Teams

Season

5,366	2002
5,758	2005
6,222	2006
6,367	2003
6,861	2004
7,430	2007
7,690	2008
8,141	2009

Game

153	Texans 122 at Jacksonville 31, 12/26/04
172	Texans 29 at San Diego 143, 9/15/02
184	Texans -5 at Oakland 189, 12/3/06
189	Texans 25 at Buffalo 164, 9/11/05
218	Texans 93 at New England 125, 12/14/06

Most Gross Yards Passing

Season

4,803	2009
4,474	2008
3,925	2007
3,547	2004
3,032	2006
2,841	2003
2,661	2005
2,636	2002

Game

414	vs. Green Bay, 12/7/08
392	at Cincinnati, 10/18/09
379	vs. Miami, 10/12/08
372	vs. Minnesota, 10/10/04
371	at Arizona, 10/11/09

Fewest Gross Yards Passing

Season

2,636	2002
2,661	2005
2,841	2003
3,032	2006
3,547	2004
3,925	2007
4,474	2008
4,803	2009

Game

32	at Oakland, 12/3/06
33	at Pittsburgh, 12/8/02
48	vs. Indianapolis, 10/23/05
64	at Tampa Bay, 12/14/03
70	at Buffalo, 9/18/05

Most Gross Yards Passing Allowed

Season

3,878	2007
3,835	2003
3,776	2004
3,727	2005
3,674	2009
3,635	2006
3,598	2008
3,378	2002

Game

421	at Tennessee, 10/12/03
400	at Indianapolis, 9/17/06
396	vs. Minnesota, 10/10/04
383	vs. Green Bay, 11/21/04
368	vs. New England, 11/23/03

Fewest Gross Yards Passing Allowed

Season

3,378	2002
3,598	2008
3,635	2006
3,674	2009
3,727	2005
3,776	2004
3,835	2003
3,878	2007

Game

54	at Jacksonville, 12/26/04
87	at Tennessee, 10/29/06
109	at Tennessee, 11/10/02
116	vs. Tennessee, 11/23/09
117	at Buffalo, 11/1/09

TEXANS TEAM PASSING RECORDS

Most Pass Attempts

Season

593	2009
555	2008
529	2007
481	2006
471	2004
449	2005
447	2002
439	2003

Game

54	at New York Jets, 11/26/06
50	at Arizona, 10/11/09
46	at Tennessee, 10/29/06
45	Twice, last at Minnesota, 11/2/08
44	vs. Tennessee, 10/21/07

Fewest Passing Attempts

Season

439	2003
447	2002
449	2005
471	2004
481	2006
529	2007
555	2008
593	2009

Game

9	vs. Indianapolis, 10/23/05
10	at Pittsburgh, 12/8/02
14	at Oakland, 12/3/06
15	vs. Cleveland, 12/31/06
17	Four times, last at Tampa Bay, 12/14/03

Most Passing Attempts, Opponents

Season

548	2009
546	2007
530	2004
512	2002
504	2006
502	2003
471	2008
469	2005

Game

58	at Pittsburgh, 12/8/02
55	at Miami, 12/27/09
50	at Indianapolis, 11/8/09
50	vs. Green Bay, 11/21/04
50	vs. Minnesota, 10/10/04

Fewest Passing Attempts, Opponents

Season

469	2005
471	2008
502	2003
504	2006
512	2002
530	2004
546	2007
548	2009

Game

11	at San Diego, 10/28/07
15	at Tennessee, 10/29/06
18	Twice, last at Minnesota, 11/2/08
20	at Seattle, 10/16/05
21	Three times, last vs. Pittsburgh, 9/18/05

Most Pass Completions

Season

399	2009
367	2008
346	2007
329	2006
286	2004
270	2005
248	2003
235	2002

Game

39	at New York Jets, 11/26/06
35	at Arizona, 10/11/09
33	at Tennessee, 10/29/06
32	at Minnesota, 11/2/08
32	at Indianapolis, 11/8/09
31	vs. Indianapolis, 11/29/09

TEXANS TEAM PASSING RECORDS

Fewest Pass Completions

Season

235	2002
248	2003
270	2005
286	2004
329	2006
346	2007
367	2008
399	2009

Game

3	at Pittsburgh, 12/8/02
6	Two times, last vs. Indianapolis, 10/23/05
7	at Oakland, 12/3/06
9	Three times, last vs. Cleveland, 12/31/06
10	Five times, last vs. Cleveland, 10/30/05

Most Pass Completions, Opponents

Season

361	2007
344	2009
344	2004
328	2006
304	2005
297	2003
295	2008
281	2002

Game

36	vs. Minnesota, 10/10/04
35	at Miami, 12/27/09
34	at Indianapolis, 11/8/09
33	Twice, last vs. New Orleans, 11/18/07
31	Twice, last at Indianapolis, 12/23/07

Fewest Pass Completions, Opponents

Season

281	2002
295	2008
297	2003
304	2005
328	2006
344	2004
344	2009
361	2007

Game

7	Twice, last at San Diego, 10/28/07
8	vs. Tennessee, 12/29/02
10	Twice, last at Jacksonville, 12/26/04
11	at Minnesota, 11/2/08
12	Four times, last vs. Tennessee, 11/23/09

Most Touchdown Passes

Season

29	2009
24	2007
21	2008
16	2004
15	2005
14	2006
14	2003
11	2002

Game

4	at Cincinnati, 10/18/09
	at Tennessee, 9/20/09
	vs. Tennessee, 10/21/07
3	Nine times, last vs. Jacksonville, 9/27/09
2	27 times, last vs. New England, 1/3/10
1	50 times, last at St. Louis, 12/20/09

Most Touchdown Passes, Opponents

Season

32	2004
24	twice, 2005 and 2008
23	2002
22	2006
22	2003
24	2007
19	2009

Game

5	Twice, last at Indianapolis, 11/14/04
4	Three times, last vs. Jacksonville, 12/30/07
3	21 times, last vs. Indianapolis, 11/29/09
2	33 times, last at Jacksonville, 12/6/09
1	40 times, last at Miami, 12/27/09

TEXANS TEAM PASSING RECORDS

Most Consecutive Games With a Passing Touchdown

- 11 at Jacksonville, 10/14/07, through
vs. Jacksonville, 12/30/07
- 8 at Indianapolis, 11/8/09, through
vs. New England, 1/3/10
- 8 vs. Pittsburgh, 9/18/05, through
at Indianapolis, 11/13/05
- 6 at Tennessee, 9/20/09, through vs. San Fran-
cisco, 10/25/09
- 4 vs. Kansas City, 9/9/07, through
at Atlanta, 9/30/07

Most Consecutive Games With a Passing Touchdown, Opponents

- 12 vs. Cleveland, 1/2/05, through vs. St. Louis,

TEXANS TEAM RUSHING RECORDS

RUSHING

Most Rushing Yards

Season

1,882	2004
1,846	2008
1,816	2005
1,687	2006
1,651	2003
1,586	2007
1,475	2009
1,347	2002

Game

219	at Jacksonville, 12/26/04
191	vs. Indianapolis, 12/24/06
188	vs. Buffalo, 11/19/06
186	at Buffalo, 11/1/09
178	at Oakland, 11/4/07
177	at Indianapolis, 11/16/08

Fewest Rushing Yards

Season

1,347	2002
1,475	2009
1,586	2007
1,651	2003
1,687	2006
1,816	2005
1,846	2008
1,882	2004

Game

25	at New York Jets, 11/26/06
28	vs. Tennessee, 12/29/02
34	at Dallas, 10/15/06
34	at Buffalo, 11/16/03
37	at Pittsburgh, 12/8/02

Most Rushing Yards Allowed

Season

2,370	2003
2,303	2005
2,089	2002
1,963	2008
1,956	2006
1,843	2004
1,825	2007
1,711	2009

Game

320	at Seattle, 10/16/05
247	at Washington, 12/22/02
244	at Jacksonville, 10/14/07
240	at Tennessee, 9/20/09
240	at Cincinnati, 11/9/03

Fewest Rushing Yards Allowed

Season

1,711	2009
1,825	2007
1,843	2004
1,956	2006
1,963	2008
2,089	2002
2,303	2005
2,370	2003

Game

27	at New York Jets, 11/26/06
39	Two times, last vs. Arizona, 12/18/05
44	at Arizona, 10/11/09
45	vs. Oakland, 10/4/09
46	at Cincinnati, 10/18/09

Most Rushing Yards, Both Teams

Season

4,119	2005
4,021	2003
3,809	2008
3,725	2004
3,641	2006
3,436	2002
3,411	2007
3,186	2009

Game

387	Texans 67 at Seattle 320, 10/16/05
380	Texans 140 at Cincinnati 240, 11/9/03
338	Texans 133 vs. Indianapolis 205, 10/23/05
331	Texans 178 at Oakland 153, 11/4/07
331	Texans 177 at Indianapolis 154, 11/16/08

TEXANS TEAM RUSHING RECORDS

Fewest Rushing Yards, Both Teams

Season

3,186	2009
3,411	2007
3,436	2002
3,641	2006
3,725	2004
3,809	2008
4,021	2003
4,119	2005

Game

52	Texans 25 at New York Jets 27, 11/26/06
89	Texans 45 at Arizona 44, 10/11/09
132	Twice, last Texans 24 vs. Indianapolis 30, 9/23/07
133	Texans 87 at Cincinnati 46, 10/18/09
135	Texans 65 vs. Miami 70, 10/1/06

Most Rushing Attempts

Season

481	2004
437	2005
432	2008
431	2006
425	2009
424	2002
421	2003
417	2007

Game

44	at Jacksonville, 12/26/04
42	Twice, last vs. Indianapolis, 12/24/06
41	Twice, last vs. Oakland 10/4/09
40	at Buffalo, 11/1/09
39	at Oakland, 11/4/07

Fewest Rushing Attempts

Season

417	2007
421	2003
424	2002
425	2009
431	2006
432	2008
437	2005
481	2004

Game

12	vs. Tennessee, 10/21/07
13	vs. New York Jets, 9/13/09
14	at New York Jets, 11/26/06
16	Three times, last vs. Baltimore, 11/9/08
17	Four times, last vs. Tennessee, 11/23/09

Most Rushing Attempts, Opponents

Season

533	2003
509	2002
506	2005
446	2006
438	2008
417	2007
417	2004
396	2009

Game

57	at Cincinnati, 11/9/03
47	at San Francisco, 1/1/06
46	at Washington, 12/22/02
42	Five times, last vs. Tennessee, 11/23/09
41	vs. New England, 11/23/03

Fewest Rushing Attempts, Opponents

Season

396	2009
417	2007
417	2004
446	2006
438	2008
506	2005
509	2002
533	2003

Game

12	vs. Jacksonville, 10/31/04
13	vs. Arizona, 12/18/05
14	vs. Miami, 10/1/06
16	Twice, last at Miami, 12/27/09
17	Three times, last at Cincinnati, 10/18/09

TEXANS TEAM RUSHING RECORDS

Highest Rushing Average

Season

4.3	2008
4.2	2005
3.9	2006
3.9	2004
3.9	2003
3.8	2007
3.5	2009
3.2	2002

Game

7.4	at Cincinnati, 11/9/03
7.2	vs. Buffalo, 11/19/06
7.1	at Indianapolis, 11/16/08
7.1	vs. Tennessee, 11/28/04
5.8	Twice, last at Tennessee, 12/11/05

Lowest Rushing Average

Season

3.2	2002
3.5	2009
3.8	2007
3.9	2003
3.9	2004
3.9	2006
4.2	2005
4.3	2008

Game

1.2	at Buffalo, 11/16/03
1.3	vs. Tennessee, 12/29/02
1.4	at Pittsburgh, 12/8/02
1.8	at New York Jets, 11/26/06
2.0	Twice, last at Dallas, 10/15/06

Highest Rushing Average, Opponents

Season

4.6	2005
4.5	2008
4.4	2007
4.4	2006
4.4	2004
4.4	2003
4.3	2009
4.1	2002

Game

9.4	at Jacksonville, 10/14/07
9.2	at Tennessee, 9/20/09
7.6	Twice, last at Seattle, 10/16/05
6.6	vs. Tennessee, 12/10/06
6.5	Three times, last at Buffalo, 11/16/03

Lowest Rushing Average, Opponents

Season

4.1	2002
4.3	2009
4.4	2007
4.4	2006
4.4	2004
4.4	2003
4.5	2008
4.6	2005

Game

1.0	at New York Jets, 11/26/06
2.0	vs. Oakland, 10/4/09
2.1	Two times, last at Chicago, 12/19/04
2.5	New Orleans, 11/18/07
2.6	vs. Seattle, 12/13/09

Most Rushing Touchdowns

Season

16	2008
16	2004
14	2003
13	2009
13	2006
12	2007
9	2005
6	2002

Game

3	Five times, last at Buffalo, 11/1/09
2	19 times, last vs. New England, 1/3/10
1	40 times, last at Miami, 12/27/09

Most Rushing Touchdowns, Opponents

Season

21	2005
18	2008
17	2009
16	2006
15	2007
15	2003
14	2002
4	2004

TEXANS TEAM RUSHING RECORDS

Game

- 5 at Seattle, 10/16/05
- 4 Twice, last vs. Jacksonville, 9/27/09
- 3 Five times, last at Pittsburgh, 9/7/08
- 2 23 times, last vs. New England, 1/3/10

Most 100-Yard Rushing Games By An Individual Season

- 5 2008
- 5 2004
- 4 2003
- 3 2005
- 2 2009
- 2 2006
- 1 2007
- 0 2002

Most 100-Yard Rushing Games By An Individual, Opponents Season

- 10 2005
- 7 2004
- 7 2003
- 6 2007
- 5 2008
- 5 2002
- 4 2009
- 4 2006

Most Consecutive Games With a Rushing Touchdown

- 6 vs. Tennessee, 11/28/04, through vs. Cleveland, 1/2/05
- 5 at Oakland, 12/3/06, through vs. Cleveland, 12/31/06
- 5 vs. Tennessee, 11/28/04, through at Jacksonville, 12/26/04
- 4 vs. Indianapolis, 10/5/08, through vs. Cincinnati, 10/26/08
- 4 vs. New York Jets, 10/19/03, through at Cincinnati, 11/9/03

Most Consecutive Games With a Rushing Touchdown, Opponents

- 6 at Pittsburgh, 9/7/08, through vs. Detroit, 10/19/08
- 5 at Buffalo, 11/1/09 through at Jacksonville, 12/6/09
- 5 at Dallas, 10/15/06, through at Jacksonville, 11/12/06
- 5 at Jacksonville, 11/6/05, through at Baltimore, 12/4/05
- 5 at New Orleans, 9/14/03, through vs. New York Jets, 10/19/03
- 4 at New York Jets, 11/26/06, through at New England, 12/17/06
- 4 at Philadelphia, 9/29/02, through at Jacksonville, 10/27/02

TEXANS TEAM RECEIVING RECORDS

RECEIVING

Most Receptions

Season

399	2009
367	2008
346	2007
329	2006
286	2004
270	2005
248	2003
235	2002

Game

39	at New York Jets, 11/26/06
35	at Arizona, 10/11/09
33	at Tennessee, 10/29/06
32	Twice, last at Indianapolis, 11/8/09
31	vs. Indianapolis, 11/29/09

Fewest Receptions

Season

235	2002
248	2003
270	2005
286	2004
329	2006
346	2007
367	2008
399	2009

Game

3	at Pittsburgh, 12/8/02
6	Twice, last vs. Indianapolis, 10/23/05
7	at Oakland, 12/3/06
9	Three times, last vs. Cleveland, 12/31/06

Most Receptions, Opponents

Season

361	2007
344	2009
344	2004
328	2006
304	2005
297	2003
294	2008
281	2002

Game

36	vs. Minnesota, 10/10/04
35	at Miami, 12/27/09
34	at Indianapolis, 11/8/09
33	Twice, last vs. New Orleans, 11/18/07
31	Twice, last at Indianapolis, 12/23/07

Fewest Receptions, Opponents

Season

281	2002
294	2008
297	2003
304	2005
328	2006
344	2004
344	2009
361	2007

Game

7	Twice, last at San Diego, 10/28/07
8	vs. Tennessee, 12/29/02
10	Twice, last at Jacksonville, 12/26/04
11	at Minnesota, 11/2/08
12	Three times, last vs. Tennessee, 11/23/09

Most Receiving Yards

Season

4,803	2009
4,474	2008
3,925	2007
3,547	2004
3,032	2006
2,841	2003
2,661	2005
2,636	2002

Game

408	at Green Bay, 12/7/08
392	at Cincinnati, 10/18/09
372	vs. Minnesota, 10/10/04
371	Three times, last at Arizona, 10/11/09
367	at St. Louis, 12/20/09

TEXANS TEAM RECEIVING RECORDS

Fewest Receiving Yards

Season

2,636	2002
2,661	2005
2,841	2003
3,032	2006
3,547	2004
3,925	2007
4,474	2008
4,803	2009

Game

32	at Oakland, 12/3/06
33	at Pittsburgh, 12/8/02
48	vs. Indianapolis, 10/23/05
64	at Tampa Bay, 12/14/03
70	at Buffalo, 9/11/05

Most Receiving Yards, Opponents

Season

3,878	2007
3,835	2003
3,776	2004
3,727	2005
3,674	2009
3,635	2006
3,598	2008
3,378	2002

Game

421	at Tennessee, 10/12/03
400	at Indianapolis, 9/17/06
396	vs. Minnesota, 10/10/04
383	vs. Green Bay, 11/21/04
368	vs. New England, 11/23/03

Fewest Receiving Yards, Opponents

Season

3,378	2002
3,598	2008
3,635	2006
3,674	2009
3,727	2005
3,776	2004
3,835	2003
3,878	2007

Game

54	at Jacksonville, 12/26/04
87	vs. Tennessee, 10/29/06
109	at Tennessee, 11/10/02
116	vs. Tennessee, 11/23/09
117	at Buffalo, 11/1/09
122	at Pittsburgh, 9/7/08

Most Receiving Touchdowns

Season

29	2009
24	2007
21	2008
16	2004
15	2005
14	2006
14	2003
11	2002

Game

4	at Cincinnati, 10/18/09
4	at Tennessee, 9/20/09
4	vs. Tennessee, 10/21/07
3	Eight times, last vs. Cincinnati, 10/26/08
2	28 times, last vs. New England, 1/3/10

Most Receiving Touchdowns, Opponents

Season

32	2004
25	2007
24	Twice, 2005 and 2008
23	2002
22	2006
22	2003
19	2009

Game

5	Twice, last at Indianapolis, 11/14/04
4	Twice, last vs. Jacksonville, 12/30/07
3	21 times, last vs. Indianapolis, 11/29/09
2	30 times, last Jacksonville, 12/6/09

Highest Receiving Average

Season

12.4	2004
12.2	2008
12.0	2009
11.5	2003
11.3	2007
11.2	2002
9.9	2005
8.7	2006

TEXANS TEAM RECEIVING RECORDS

Game

20.4	vs. Oakland, 10/4/09
17.9	at Kansas City, 9/26/04
17.2	vs. Buffalo, 10/13/02
16.9	at Chicago, 12/19/04
16.8	at Buffalo, 11/16/03

Highest Receiving Average, Opponents

Season

12.9	2003
12.3	2005
12.2	2008
12.0	2002
11.1	2006
11.0	2004
10.7	2009
10.7	2007

Game

23.4	at Tennessee, 10/12/03
22.1	vs. Detroit, 10/19/08
18.6	at San Diego, 10/28/07
18.5	vs. Tennessee, 12/29/02
18.1	vs. Pittsburgh, 9/18/05
17.8	at Indianapolis, 11/14/04

Most 100-Yard Receiving Games By An Individual

Season

11	2008
8	2009
6	2007
5	2004
4	2006
3	2005
2	2003
1	2002

Most 100-Yard Receiving Games By An Individual, Opponents, Season

8	2007
8	2006
6	2003
5	2005
5	2004
5	2002
4	2008
3	2009

Longest Receptions

81	vs. Buffalo, 10/13/02
78t	at Miami, 9/7/03
77t	vs. Kansas City, 9/9/07
73t	vs. New Orleans, 11/18/07
73t	at Cincinnati, 11/9/03
72t	at Tennessee, 9/20/09

Longest Receptions, Opponents

96t	vs. Detroit, 10/19/08
84t	vs. Jacksonville, 9/28/03
83t	vs. Buffalo, 11/19/06
83t	vs. Buffalo, 11/19/06
80t	Twice, last vs. Miami, 10/12/08
74t	at Carolina, 9/16/07
74	vs. Washington, 9/24/06

Longest Touchdown Passes

78	at Miami, 9/7/03
77	vs. Kansas City, 9/9/07
73	vs. New Orleans, 11/18/07
73	at Cincinnati, 11/9/03
72	at Tennessee, 9/20/09
65	at Tennessee, 10/12/03
65	vs. Dallas, 9/8/02
64	vs. Seattle, 12/13/09

Longest Touchdown Passes, Opponents

96	vs. Detroit, 10/19/08
84	vs. Jacksonville, 9/28/03
83	vs. Buffalo, 11/19/06
83	vs. Buffalo, 11/19/06
80	Twice, last vs. Miami, 10/12/08
74	at Carolina, 9/16/07

TEXANS TEAM SACK & SAFETY RECORDS

SACKS

Most Sacks Season

37	2005
35	2002
31	2007
30	2009
28	2006
25	2008
24	2004
20	2003

Game

7	vs. St. Louis, 11/27/05
6	Twice, last vs. Arizona, 12/18/05
5	Five times, last vs. Denver, 12/13/07

Most Sacks, Opponents Season

76	2002
68	2005
49	2004
43	2006
36	2003
32	2008
25	2009
22	2007

Game

9	at San Diego, 9/15/02
8	Twice, last vs. Pittsburgh, 9/18/05
7	Three times, last vs. Tennessee, 10/9/05
6	Five times, last at Tennessee, 12/11/05

SAFETIES

Most Safeties Season

3	2002
2	2009
0	2008
0	2006
0	2005
0	2004
0	2003
0	2007

Game

1	at Jacksonville, 12/6/09
1	vs. Oakland, 10/4/09
1	vs. Baltimore, 12/15/02
1	vs. New York Giants, 11/24/02
1	vs. Dallas, 9/8/02

Game, Opponent

2	at Buffalo, 11/16/03
1	at Jacksonville, 10/27/02
1	vs. Baltimore, 11/9/08
1	at Chicago, 12/19/04

TEXANS TEAM TURNOVER RECORDS

INTERCEPTIONS

Most Interceptions Thrown Seasons

21	2007
20	2008
18	2003
17	2009
15	2002
14	2004
13	2006
13	2005

Game

4	Three times, last vs. Baltimore, 11/9/08
3	Seven times, last at Jacksonville, 12/6/09
2	24 times, last vs. Indianapolis, 11/29/09

Fewest Interceptions Thrown Season

13	2006
13	2005
14	2004
15	2002
17	2009
18	2003
20	2008
21	2007

Game

0	43 times, last at St. Louis, 12/20/09
1	50 times, last vs. New England, 1/3/10

Most Interceptions Thrown, Opponents Season

22	2004
14	2009
14	2003
12	2008
11	2007
11	2006
10	2002
7	2005

Game

4	Two times, last at Jacksonville, 11/12/06
3	Four times, last at Cleveland, 11/23/08
2	19 times, last vs. Indianapolis, 11/29/09

Fewest Interceptions Thrown, Opponents Season

7	2005
10	2002
11	2007
11	2006
12	2008
14	2003
14	2009
22	2004

Game

0	59 times, last vs. Tennessee, 11/23/09
1	43 times, last vs. New England, 1/3/10

Most Interception Return Yards Season

393	2004
212	2009
205	2003
188	2002
178	2008
78	2006
75	2007
46	2005

Game

135	at Pittsburgh, 12/8/02
102	at Kansas City, 9/26/04
95	vs. Tennessee, 12/21/03
86	vs. Oakland, 10/3/04
70	vs. Seattle, 12/13/09

Most Interception Return Yards, Opponents Season

294	2009
277	2002
230	2007
225	2005
221	2008
207	2003
174	2006
157	2004

Game

106	vs. Cincinnati, 11/3/02
99	at Tennessee, 9/21/08
96	at San Diego, 10/28/07
91	vs. New England, 1/3/10
77	at Indianapolis, 11/14/04

TEXANS TEAM TURNOVER RECORDS

FUMBLES

Most Fumbles

Season

34	2002
30	2005
28	Twice, 2006 and 2008
26	2007
22	2004
21	2009
18	2003

Game

5	Three times, last at Green Bay, 12/7/08
4	Eight times, last vs. Tennessee, 10/21/07
3	16 times, last at Cincinnati, 10/18/09
2	31 times, last vs. New England, 1/3/10

Most Fumbles Lost

Season

17	2007
14	2002
12	Twice, 2006 and 2008
11	Three times, 2004, 2005 and 2009
9	2003

Game

3	at Green Bay, 12/7/08
3	vs. Tennessee, 10/21/07
3	at Tennessee, 10/29/06
2	20 times, last at St. Louis, 12/20/09

Most Touchdowns, Fumble Recovery

Season

3	2007
	2004
2	2009
	2006
1	2002
0	2005
	2003

Game

1	vs. New England, 1/3/10
1	vs. New York Jets, 9/13/09
1	vs. Tennessee, 10/21/07
1	at Carolina, 9/16/07
1	vs. Kansas City, 9/9/07
1	vs. Cleveland, 12/31/06
1	at Oakland, 12/3/06
1	at Jacksonville, 12/26/04

1	at Chicago, 12/19/04
1	vs. Oakland, 10/3/04
1	at Pittsburgh, 12/8/02

Most Fumbles, Opponents

Season

25	2009
24	2005
23	2007
23	2002
22	2004
19	2008
18	2003
16	2006

Game

5	at Chicago, 12/19/04
4	Four times, last vs. Seattle, 12/13/09
3	16 times, last at Pittsburgh, 9/7/08
2	24 times, last at St. Louis, 12/20/09

Most Fumbles Lost, Opponents

Season

14	2007
13	2009
11	2006
11	2002
10	2008
9	2005
8	2004
8	2003

Game

3	Three times, last vs. Jacksonville, 10/14/07
2	20 times, last at Cincinnati, 10/18/09
1	32 times, last vs. New England, 1/3/10

Most Touchdowns, Fumble Recovery, Opponents

Season

2	2006
1	Six times, last 2008
0	2009

Game

1	vs. Indianapolis, 10/5/08
1	at Jacksonville, 10/14/07
1	at Oakland, 12/3/06
1	at Tennessee, 10/29/06
1	vs. Indianapolis, 10/23/05
1	at Indianapolis, 11/14/04
1	vs. Tennessee, 12/21/03
1	at San Diego, 9/15/02

TEXANS TEAM SPECIAL TEAMS RECORDS

FIELD GOALS

Most Field Goals, Season

29	2008
26	2005
25	2007
21	2009
19	2006
18	2003
17	2004
17	2002

Fewest Field Goals, Season

17	2004
17	2004
18	2003
19	2006
21	2009
25	2007
26	2005
29	2008

Most Field Goals Attempted, Season

34	2005
33	2008
32	2009
29	2007
25	2006
24	2004
24	2002
22	2003

Most Field Goals Attempted, Game

7	at Miami, 9/7/03
5	Four times, last at Cleveland, 11/23/08
4	Eight times, last at St. Louis, 12/20/09
3	14 times, last vs. Tennessee, 11/23/09

Most Field Goals Converted, Game

5	Three times, last vs. Miami, 10/7/07
4	vs. Cleveland, 10/30/05
4	vs. Tennessee, 10/9/05
3	14 times, last at St. Louis, 12/20/09

Most Consecutive Games Scoring Field Goals

10	11/13/05 – 9/17/06
9	10/25/09 – 12/27/09
9	9/8/02 – 11/10/02
8	11/9/08 – 12/28/08
8	11/24/02 – 9/14/03
7	12/14/03 – 10/3/04

Most Field Goals Made, Opponent Season

28	2007
28	2005
28	2003
25	2006
25	2008
24	2002
22	2004
20	2009

Fewest Field Goals Made, Opponent Season

20	2009
22	2004
24	2002
25	2008
25	2006
28	2007
28	2005
28	2003

Most Field Goals Attempted, Season, Opponent

35	2003
34	2002
33	2007
32	2005
29	Three times, last in 2008
23	2009

Most Field Goals Attempted, Game, Opponent

8	vs. Tennessee, 10/21/07*
5	four times, last at Atlanta, 9/30/07
4	10 times, last by Tennessee, 12/14/09

Most Field Goals Converted, Opponent, Game

8	vs. Tennessee, 10/21/07*
5	at Buffalo, 9/11/05
5	vs. Cleveland, 1/2/05
4	Six times, last by Tennessee, 12/14/08

Most Field Goals, Both Teams, Game

9	Texans 5 vs. Miami 4, 10/7/07
8	Texans 0 vs. Tennessee 8, 10/21/07
7	Two times, last Texans 3 at Atlanta 4, 9/30/07
6	Five times, last Texans 3 vs. Tennessee 3, 11/23/09
5	11 times, last Texans 3 at St. Louis 2, 12/20/09

* Indicates NFL record.



TEXANS TEAM SPECIAL TEAMS RECORDS

PUNTING

Most Punts Season

116	2002
97	2003
77	2005
76	2006
73	2004
67	2009
55	2007
53	2008

Game

11	at Indianapolis, 12/1/02
10	Four times, last at Jacksonville, 12/7/03

Fewest Punts Season

53	2008
55	2007
67	2009
73	2004
76	2006
77	2005
97	2003
116	2002

Game

1	Twice, last at Buffalo, 11/1/09
2	16 times, last vs. New England, 1/3/10
3	16 times, last at Green Bay, 12/7/08
4	25 times, last at Miami, 12/27/09
5	23 times, last vs. Seattle, 12/13/09

Most Punting Yards Season

4,720	2002
4,028	2003
3,161	2006
3,009	2004
2,990	2005
2,866	2009
2,296	2007
2,240	2008

Game

435	at Indianapolis, 12/1/02
421	at Pittsburgh, 12/8/02
419	at Jacksonville, 12/7/03
412	vs. Dallas, 9/8/02
406	at San Diego, 9/15/02

Fewest Punting Yards Season

2,240	2008
2,296	2007
2,866	2009
2,990	2005
3,009	2004
3,161	2006
4,028	2003
4,720	2002

Game

39	at Buffalo, 11/1/09
47	vs. Miami, 10/7/07
59	vs. Cincinnati, 10/26/08
64	vs. Jacksonville, 12/24/05
73	vs. Jacksonville, 12/30/07

Most Punts, Opponents Season

98	2002
76	2009
75	2003
69	2004
67	2008
65	2006
63	2005
59	2007

Game

10	Two times, last at San Francisco, 1/1/06
9	Two times, last at Indianapolis, 12/1/02
8	Four times, last vs. Oakland, 10/4/09

TEXANS TEAM SPECIAL TEAMS RECORDS

Fewest Punts, Opponents

Season

59	2007
63	2005
65	2006
67	2008
69	2004
75	2003
76	2009
98	2002

Game

0	Two times, last vs. Jacksonville, 10/14/07
1	Five times, last at Indianapolis, 11/16/08
2	12 times, last vs. Indianapolis, 11/29/09
3	26 times, last vs. New England, 1/3/10

Most Punting Yards, Opponents

Season

3,892	2002
3,557	2009
3,130	2003
2,978	2008
2,949	2006
2,880	2004
2,535	2007
2,528	2005

Game

427	vs. Oakland, 10/4/09
400	at Indianapolis, 12/1/02
393	Two times, last at Tennessee, 10/29/06
356	at Arizona, 10/11/09
353	at Jacksonville, 10/27/02

Fewest Punting Yards, Opponents

Season

2,528	2005
2,535	2007
2,880	2004
2,949	2006
2,978	2008
3,130	2003
3,557	2009
3,892	2002

Game

0	Two times, last vs. Jacksonville, 10/14/07
39	vs. Pittsburgh, 9/18/05
41	at Seattle, 10/16/05
45	at Indianapolis, 9/14/06
55	Twice, last at Indianapolis, 11/16/08

Most Punts, Both Teams

Season

214	2002
172	2003
143	2009
142	2004
141	2006
140	2005
120	2008
114	2007

Game

20	Two times, last Texans 11 at Indianapolis 9, 12/1/02
18	Texans 10 vs. Dallas 8, 9/8/02

Fewest Punts, Both Teams

Season

114	2007
120	2008
140	2005
141	2006
142	2004
143	2009
172	2003
214	2002

Game

2	Texans 2 at Jacksonville 0, 10/14/07
3	Three times, last Texans 2 at Indianapolis 1, 11/16/08
4	Four times, last Texans 2 vs. Jacksonville 2, 11/29/09
5	Nine times, last Texans 2 vs. New England 3, 1/3/10
6	12 times, last Texans 2 at St. Louis 4, 12/20/09

TEXANS TEAM SPECIAL TEAMS RECORDS

Highest Punting Average

Season

42.8	2009, 67 punts
42.3	2008, 53 punts
41.7	2007, 55 punts
41.6	2006, 76 punts
41.5	2003, 97 punts
41.2	2004, 73 punts
40.7	2002, 116 punts
38.8	2005, 77 punts

Game (Minimum 4 punts)

51.8	at Tennessee, 9/20/09, 5 punts
48.8	vs. Detroit, 10/19/08, 4 punts
48.2	at New York Jets, 11/26/06, 5 punts
47.4	Two times, last vs. Indianapolis, 12/28/03, 7 punts
47.2	vs. Atlanta, 11/30/03, 5 punts

Highest Punting Average, Opponents

Season

46.8	2009, 76 punts
45.4	2006, 65 punts
44.4	2008, 67 punts
43.0	2007, 59 punts
41.7	2004, 69 punts
	2003, 75 punts
40.1	2005, 63 punts
39.7	2002, 98 punts

Game (Minimum 4 punts)

56.8	at Dallas, 10/15/06, 4 punts
56.8	at Oakland, 12/3/06, 4 punts
53.4	vs. Oakland, 10/4/09, 8 punts
52.8	at San Diego, 10/28/07, 5 punts
50.9	at Arizona, 10/11/09, 7 punts

PUNT RETURNS

Most Punt Returns

Season

53	2002
45	2009
40	2004
40	2003
33	2007
32	2008
30	2005
23	2006

Game

7	Twice, last vs. Oakland, 10/4/09
5	Nine times, last vs. Seattle, 12/13/09
4	16 times, last at Buffalo, 11/1/09

Most Punt Return Yards

Season

512	2002
449	2009
386	2008
329	2004
287	2007
266	2003
242	2006
223	2005

Game

100	at Arizona, 10/11/09
92	vs. Baltimore, 12/15/02
87	vs. Miami, 10/12/08
86	vs. Indianapolis, 9/23/07
79	at San Diego, 9/15/02

Highest Punt Return Average

Season

12.1	2008
10.5	2006
10.0	2009
9.7	2002
8.7	2007
8.2	2004
7.4	2005
6.7	2003

Game (Minimum 4 returns)

21.8	vs. Miami, 10/12/08
20.0	at Arizona, 10/11/09
15.8	at San Diego, 9/15/02
18.3	at Buffalo, 11/1/09
12.5	vs. Jacksonville, 12/30/07

Most Punt Returns, Opponents

Season

58	2002
43	2003
36	2006
33	2005
30	2004
24	2009
21	2008
19	2007



TEXANS TEAM SPECIAL TEAMS RECORDS

Game

7	vs. Dallas, 9/8/02
6	Four times, last at Jacksonville, 12/7/03
5	Two times, last vs. Philadelphia, 9/29/02
4	11 times, last at Tennessee, 9/20/09

Most Punt Return Yards, Opponents

Season

407	2003
328	2002
275	2006
265	2004
235	2008
219	2005
151	2007
104	2009

Game

80	Twice, last at Oakland, 12/21/08
73	vs. Kansas City, 9/21/03
69	at Jacksonville, 10/27/02
64	vs. Indianapolis, 9/22/02
59	at Tennessee, 10/29/06

Highest Punt Return Average, Opponents

Season

11.2	2008
9.5	2003
8.8	2004
7.9	2007
7.6	2006
6.6	2005
5.7	2002
4.3	2009

Game (Minimum 4 returns)

17.3	at Jacksonville, 10/27/02
16.0	vs. Indianapolis, 9/22/02
10.5	vs. New England, 11/23/03
9.2	at Jacksonville, 12/7/03
7.8	vs. Indianapolis, 12/28/03

Most Touchdowns, Punt Returns

2	2008
1	2002

Most Touchdowns, Punt Returns, Opponents

1	2008
1	2006
1	2005
1	2003

KICKOFF RETURNS

Most Kickoff Returns

Season

84	2005
80	2003
77	2002
74	2007
72	2008
71	2006
69	2004
64	2009

Game

8	Four times, last at Indianapolis, 11/16/08
7	16 times, last vs. Indianapolis, 12/23/07
6	11 times, last at Jacksonville, 12/6/09
5	31 times, last vs. New England, 1/3/10

Most Kickoff Return Yards

Season

2,173	2005
1,961	2007
1,700	2003
1,609	2006
1,550	2008
1,529	2002
1,450	2004
1,449	2009

Game

278	vs. Kansas City, 11/20/05
266	vs. Indianapolis, 10/23/05
234	vs. Jacksonville, 12/30/07
233	vs. Indianapolis, 9/23/07
207	at Indianapolis, 11/16/08
199	vs. Tennessee, 10/21/07

Highest Kickoff Return Average

Season

26.5	2007
25.9	2005
22.7	2006
22.6	2009
21.5	2008
21.3	2003
21.0	2004
19.9	2002



TEXANS TEAM SPECIAL TEAMS RECORDS

Game (Minimum 4 returns)

46.8	vs. Jacksonville, 12/30/07
38.0	vs. Indianapolis, 10/23/05
35.4	vs. Cleveland, 10/30/05
34.8	vs. Kansas City, 11/20/05
33.3	vs. Indianapolis, 9/23/07

Most Kickoff Returns, Opponents

Season

73	2008
71	2009
69	2007
60	2004
55	2005
53	2003
52	2006
52	2002

Game

7	Five times, last at Tennessee, 9/20/09
6	13 times, last vs. New England, 1/3/10
5	23 times, last at St. Louis, 12/20/09
4	30 times, last vs. Tennessee, 11/23/09

Most Kickoff Return Yards, Opponents

Season

1,630	2008
1,597	2009
1,593	2007
1,386	2004
1,215	2006
1,194	2005
1,156	2002
1,149	2003

Game

199	vs. Oakland, 10/3/04
191	vs. Miami, 10/7/07
189	at Buffalo, 11/1/09
187	vs. Chicago, 12/28/08
168	at Cleveland, 10/20/02
159	at St. Louis, 12/20/09

Highest Kickoff Return Average, Opponents

Season

23.4	2006
23.1	2007
23.1	2004
22.5	2009
22.3	2008
22.2	2002
21.7	2005
21.7	2003

Game (Minimum 4 returns)

42.0	at Cleveland, 10/20/02
39.3	at Detroit, 9/19/04
36.3	vs. Tennessee, 10/9/05
31.8	at St. Louis, 12/20/09
31.5	at Buffalo, 11/1/09
31.2	vs. Chicago, 12/28/08

Most Touchdowns, Kickoff Returns, Opponents

1	at New England, 12/17/06
1	at Detroit, 9/19/04
1	at Cleveland, 10/20/02

TEXANS TEAM PENALTY RECORDS

PENALTIES

Most Penalties, Season

136	2002
121	2003
106	2005
106	2004
95	2009

Game

14	at Indianapolis, 12/1/02
13	Twice, last at Indianapolis, 11/8/09
12	at San Diego, 9/15/02
11	Nine times, last vs. Tennessee, 12/14/08
10	Seven times, last vs. Indianapolis, 11/29/09

Fewest Penalties, Season

80	2008
82	2007
90	2006
95	2009
106	2005
106	2004

Game

1	Five times, last vs. Oakland, 10/4/09
2	Four times, last at Jacksonville, 9/28/08
3	10 times, last at Miami, 12/27/09
4	13 times, last at St. Louis, 12/20/09
5	19 times, last vs. New England, 1/3/10

Most Yards Penalized, Season

1,011	2002
961	2003
928	2004
854	2005
833	2009

Game

129	vs. Indianapolis, 11/29/09
127	vs. Tennessee, 12/14/08
109	at Denver, 11/7/04
103	at Indianapolis, 11/8/09
95	at Seattle, 10/16/05

Fewest Yards Penalized, Season

629	2007
664	2008
761	2006
833	2009
854	2005

Game

5	Three times, last vs. Oakland, 10/4/09
10	at Tennessee, 9/21/08
15	Seven times, last at Miami, 12/27/09
17	vs. Jacksonville, 10/22/06
18	at Pittsburgh, 12/8/02

Most Penalties, Opponents, Season

123	2004
105	2005
102	2002
96	2006
96	2003

Game

14	at Cincinnati, 10/2/05
13	Two times, last vs. Oakland, 10/3/04
12	vs. Washington, 9/24/06
11	Four times, last vs. San Francisco, 10/25/09
10	Four times, last vs. New York Jets, 9/13/09

Fewest Penalties, Opponents, Season

81	2008
81	2007
92	2009
96	2006
96	2003

Game

1	Two times, last at New York Jets, 11/26/06
2	Eight times, last vs. Chicago, 12/28/08
3	Seven times, last at St. Louis, 12/20/09
4	20 times, last vs. New England, 1/3/10
5	18 times, last vs. Tennessee, 11/23/09

Most Yards Penalized, Opponents, Season

979	2004
955	2002
846	2005
792	2006
767	2003

Game

128	vs. Buffalo, 10/13/02
126	vs. Washington, 9/24/06
117	Two times, last at Cincinnati, 10/2/05
100	vs. Cincinnati, 11/3/02
90	vs. Green Bay, 11/21/04

TEXANS TEAM PENALTY RECORDS

Fewest Yards Penalized, Opponents, Season

614	2007
659	2008
728	2009
767	2003
792	2006

Game

5	Two times, last at New York Jets, 11/26/06
9	vs. New York Jets, 10/19/03
10	Two times, last vs. Chicago, 12/28/08
13	at Indianapolis, 10/26/03
14	at Oakland, 12/21/08

Most Penalties, Both Teams, Season

238	2002
229	2004
217	2003
211	2005
187	2009

Game

24	Texans 11 vs. Buffalo 13, 10/13/02
23	Twice, last Texans 9 at Cincinnati 14, 10/2/05
21	Texans 11 vs. Minnesota 10, 10/10/04
20	Twice, last Texans 11 at New Orleans 9, 9/14/03

Fewest Penalties, Both Teams, Season

161	2008
163	2007
186	2006
187	2009
211	2005

Game

3	Texans 1 at Oakland 2, 12/21/08
4	Texans 2 at Jacksonville 2, 9/28/08
5	Texans 1 vs. Miami 4, 10/12/08
6	Three times, last Texans 4 vs. Indianapolis 2, 12/24/06

Most Yards Penalized, Both Teams, Season

1,966	2002
1,907	2004
1,728	2003
1,700	2005
1,561	2009

Game

207	Texans 90 at Cincinnati 117, 10/2/05
203	Texans 75 vs. Buffalo 128, 10/13/02
197	Texans 80 vs. Dallas 117, 9/8/02
191	Texans 127 vs. Tennessee 64, 12/14/08
167	Texans 92 at Indianapolis 75, 12/1/02

Fewest Yards Penalized, Both Teams, Season

1,243	2007
1,323	2008
1,553	2006
1,561	2009
1,700	2005

Game

29	Texans 15 at Oakland 14, 12/21/08
35	Texans 5 vs. Miami 30, 10/12/08
36	Texans 5 vs. Indianapolis 31, 10/5/08
40	Three times, last Texans 15 vs. Denver 25, 12/13/07
42	Texans 15 at Jacksonville 27, 9/28/08

TEXANS ATTENDANCE RECORDS

TOP 10 HOME ATTENDANCE

Attendance	Date	Opponent	Result
71,153	11/23/09	Tennessee	L, 20-17
71,029	1/3/10	New England	W, 34-27
70,990	11/29/09	Indianapolis	L, 35-27
70,838	12/28/08	Chicago	W, 31-24
70,831	12/14/08	Tennessee	W, 13-12
70,820	10/25/09	San Francisco	W, 24-21
70,809	12/1/08	Jacksonville	W, 30-17
70,780	11/18/07	New Orleans	W, 23-10
70,769	11/21/04	Green Bay	L, 16-13
70,765	9/23/07	Indianapolis	L, 30-24

TOP 10 ROAD ATTENDANCE

Attendance	Date	Opponent	Result
78,485	11/5/06	N.Y. Giants	L, 14-10
77,875	12/5/04	N.Y. Jets	L, 29-7
77,433	9/26/04	Kansas City	W, 24-21
76,596	11/26/06	N.Y. Jets	L, 26-11
74,292	11/7/04	Denver	L, 31-13
73,665	9/16/07	Carolina	W, 34-24
73,248	10/20/02	Cleveland	L, 34-17
73,010	9/7/03	Miami	W, 21-20
72,730	11/25/07	Cleveland	L, 27-17
72,677	11/16/03	Buffalo	W, 12-10

OVERALL ATTENDANCE

HOME

Year	Games	Total	Average
2002	8	559,322	69,915
2003	8	563,748	70,468
2004	8	565,192	70,649
2005	8	562,397	70,300
2006	8	561,469	70,184
2007	8	564,159	70,520
2008	8	563,364	70,421
2009	8	564,864	70,608

AWAY

Year	Games	Total	Average
2002	8	502,400	62,800
2003	8	497,942	62,242
2004	8	544,857	68,107
2005	8	532,541	66,568
2006	8	524,974	65,622
2007	8	515,869	64,483
2008	8	512,254	64,032
2009	8	484,976	60,622



ALL-TIME SERIES RESULTS

ARIZONA CARDINALS

(Series tied 1-1)

2005 Texans, 30-19 (HOU)

2009 Cardinals, 28-21 (ARZ)

(Points: HOU 51, ARZ 47)

ATLANTA FALCONS

(Series tied 1-1)

2003 Texans, 17-13 (HOU)

2007 Falcons, 26-16 (ATL)

(Points: ATL 39, HOU 33)

BALTIMORE RAVENS

(Ravens lead 3-0)

2002 Ravens, 23-19 (HOU)

2005 Ravens, 16-15 (BAL)

2008 Ravens, 41-13 (HOU)

(Points: BAL 80, HOU 47)

BUFFALO BILLS

(Bills lead 3-2)

2002 Bills, 31-24 (HOU)

2003 Texans, 12-10 (BUF)

2005 Bills, 22-7 (BUF)

2006 Bills, 24-21 (HOU)

2009 Texans, 31-10 (BUF)

(Points: BUF 97, HOU 95)

CAROLINA PANTHERS

(Texans lead 2-0)

2003 Texans, 14-10 (HOU)

2007 Texans, 34-21 (CAR)

(Points: HOU 48, CAR 31)

CHICAGO BEARS

(Texans lead 2-0)

2004 Texans, 24-5 (CHI)

2008 Texans, 31-24 (HOU)

(Points: HOU 55, CHI 29)

CINCINNATI BENGALS

(Bengals lead 3-2)

2002 Bengals, 38-3 (HOU)

2003 Bengals, 34-27 (CIN)

2005 Bengals, 16-10 (CIN)

2008 Texans, 35-6 (HOU)

2009 Texans, 28-17 (CIN)

(Points: CIN 111, HOU 104)

CLEVELAND BROWNS

(Series tied 3-3)

2002 Browns, 34-17 (CLE)

2003 Browns, 22-14 (HOU)

2005 Texans, 19-16 (HOU)

2006 Texans, 14-6 (HOU)

2007 Browns, 27-17 (CLE)

2008 Texans, 16-6 (CLE)

(Points: CLE 111, HOU 97)

DALLAS COWBOYS

(Series tied 1-1)

2002 Texans, 19-10 (HOU)

2006 Cowboys, 34-6 (DAL)

(Points: DAL 44, HOU 25)

DENVER BRONCOS

(Series tied 1-1)

2004 Broncos, 31-13 (DEN)

2007 Texans, 31-13 (HOU)

(Points: HOU 44, DEN 44)

DETROIT LIONS

(Series tied 1-1)

2004 Lions, 28-16 (DET)

2008 Texans, 28-21 (HOU)

(Points: DET 49, HOU 44)

GREEN BAY PACKERS

(Series tied 1-1)

2004 Packers, 16-13 (HOU)

2008 Texans, 24-21 (GB)

(Points: HOU 37, GB 37)

ALL-TIME SERIES RESULTS

INDIANAPOLIS COLTS

(Colts lead 15-1)

2002	Colts, 23-3 (HOU) Colts, 19-3 (IND)
2003	Colts, 30-21 (IND) Colts, 20-17 (HOU)
2004	Colts, 49-14 (IND) Colts, 23-14 (HOU)
2005	Colts, 38-20 (HOU) Colts, 31-17 (IND)
2006	Colts, 43-24 (IND) Texans, 27-24 (HOU)
2007	Colts, 34-21 (HOU) Colts, 38-15 (IND)
2008	Colts, 31-27 (HOU) Colts, 33-27 (IND)
2009	Colts, 20-17 (IND) Colts, 35-27 (HOU)

(Points: IND 491, HOU 291)

JACKSONVILLE JAGUARS

(Series tied 8-8)

2002	Texans, 21-19 (JAX) Jaguars, 24-21 (HOU)
2003	Texans, 24-20 (HOU) Jaguars, 27-0 (JAX)
2004	Texans, 20-6 (HOU) Texans, 21-0 (JAX)
2005	Jaguars, 21-14 (JAX) Jaguars, 38-20 (HOU)
2006	Texans, 27-7 (HOU) Texans, 13-10 (JAX)
2007	Jaguars, 37-17 (JAX) Texans, 42-28 (HOU)
2008	Jaguars, 30-27* (JAX) Texans, 30-17 (HOU)
2009	Jaguars, 31-24 (HOU) Jaguars, 23-18 (JAX)

(Points: HOU 339, JAX 338)

KANSAS CITY CHIEFS

(Series tied 2-2)

2003	Chiefs, 42-14 (HOU)
2004	Texans, 24-21 (KC)
2005	Chiefs, 45-17 (HOU)
2007	Texans, 20-3 (HOU)

(Points: KC 111, HOU 75)

MIAMI DOLPHINS

(Texans lead 5-0)

2003	Texans, 21-20 (MIA)
2006	Texans, 17-15 (HOU)
2007	Texans, 22-19 (HOU)
2008	Texans, 29-28 (HOU)
2009	Texans, 27-20 (MIA)

(Points: HOU 116, MIA 102)

MINNESOTA VIKINGS

(Vikings lead 2-0)

2004	Vikings, 34-28* (HOU)
2008	Vikings, 28-21 (MIN)

(Points: MIN 62, HOU 49)

NEW ENGLAND PATRIOTS

(Patriots lead 2-1)

2003	Patriots, 23-20* (HOU)
2006	Patriots, 40-7 (NE)
2009	Texans, 34-27 (HOU)

(Points: NE 87, HOU 61)

NEW ORLEANS SAINTS

(Series tied 1-1)

2003	Saints, 31-10 (NO)
2007	Texans, 23-10 (HOU)

(Points: NO 41, HOU 33)

NEW YORK GIANTS

(Series tied 1-1)

2002	Texans, 16-14 (HOU)
2006	Giants, 14-10 (NYG)

(Points: NYG 28, HOU 26)

NEW YORK JETS

(Jets lead 4-0)

2003	Jets, 19-14 (HOU)
2004	Jets, 29-7 (NYJ)
2006	Jets, 26-11 (NYJ)
2009	Jets, 24-7 (HOU)

(Points: NYJ 98, HOU 39)

OAKLAND RAIDERS

(Texans lead 4-1)

2004	Texans, 30-17 (HOU)
2006	Texans, 23-14 (OAK)
2007	Texans, 24-17 (OAK)
2008	Raiders, 27-16 (OAK)
2009	Texans, 29-6 (HOU)

(Points: HOU 122, OAK 81)



HOUSTONTEXANS.COM

ALL-TIME SERIES RESULTS

PHILADELPHIA EAGLES

(Eagles lead 2-0)

2002 Eagles, 35-17 (PHI)
2006 Eagles, 24-10 (HOU)
(Points: PHI 59, HOU 27)

PITTSBURGH STEELERS

(Steelers lead 2-1)

2002 Texans, 24-6 (PIT)
2005 Steelers, 27-7 (HOU)
2008 Steelers, 38-17 (PIT)
(Points: PIT 71, HOU 48)

ST. LOUIS RAMS

(Series tied 1-1)

2005 Rams, 33-27* (HOU)
2009 Texans, 16-13 (STL)
(Points: STL 46, HOU 43)

SAN DIEGO CHARGERS

(Chargers lead 3-0)

2002 Chargers, 24-3 (SD)
2004 Chargers, 27-20 (HOU)
2007 Chargers, 35-10 (HOU)
(Points: SD 86, HOU 33)

SAN FRANCISCO 49ERS

(Series tied 1-1)

2005 49ers, 20-17* (SF)
2009 Texans, 24-21 (HOU)
(Points: HOU 41, SF 41)

SEATTLE SEAHAWKS

(Series tied 1-1)

2005 Seahawks 42, Texans 10 (SEA)
2009 Texans 34, Seahawks 7 (HOU)
(Points: HOU 44, SEA 49)

TAMPA BAY BUCCANEERS

(Series tied 1-1)

2003 Buccaneers, 16-3 (TB)
2007 Texans, 28-14 (HOU)
(Points: HOU 31, TB 30)

TENNESSEE TITANS

(Titans lead 12-4)

2002 Titans, 17-10 (TEN)
Titans, 13-3 (HOU)
2003 Titans, 38-17 (TEN)
Titans, 27-24 (HOU)
2004 Texans, 20-10 (TEN)
Texans, 31-21 (HOU)
2005 Titans, 34-20 (HOU)
Titans, 13-10 (TEN)
2006 Titans, 28-22 (TEN)
Titans, 26-20* (HOU)
2007 Titans, 38-16 (HOU)
Titans, 28-20 (TEN)
2008 Titans, 31-12 (TEN)
Texans, 13-12 (HOU)
2009 Texans, 34-31 (TEN)
Titans, 20-17 (HOU)
(Points: TEN 387, HOU 289)

WASHINGTON REDSKINS

(Redskins lead 2-0)

2002 Redskins, 26-10 (WAS)
2006 Redskins, 31-15 (HOU)
(Points: WAS 57, HOU 25)

*Overtime

YEAR-BY-YEAR PRESEASON RESULTS

2002 (1-4)

Date	Opponent	Attendance	Result
8/5/02	N.Y. Giants*	22,461	L, 34-17
8/10/02	at New Orleans	67,356	W, 13-10
8/17/02	at Kansas City	73,506	L, 19-9
8/24/02	Miami	69,432	L, 24-3
8/30/02	Tampa Bay	68,371	L, 17-13

*Canton, Ohio (Pro Football Hall of Fame Game)

2003 (0-4)

Date	Opponent	Attendance	Result
8/9/03	Denver	70,021	L, 20-12
8/15/03	at Dallas	60,058	L, 34-6
8/23/03	San Diego	70,007	L, 19-17
8/28/03	at Tampa Bay	64,808	L, 34-3

2004 (1-3)

Date	Opponent	Attendance	Result
8/14/04	Dallas	70,431	W, 18-0
8/21/04	at Pittsburgh	56,028	L, 38-3
8/27/04	at Denver	71,256	L, 31-17
9/2/04	Tampa Bay	70,024	L, 17-9

2005 (1-3)

Date	Opponent	Attendance	Result
8/13/05	Denver	70,016	L, 20-14
8/20/05	Oakland	70,116	W, 19-17
8/27/05	at Dallas	54,288	L, 21-9
9/1/05	at Tampa Bay	63,591	L, 38-14

YEAR-BY-YEAR PRESEASON RESULTS

2006 (3-1)

<u>Date</u>	<u>Opponent</u>	<u>Attendance</u>	<u>Result</u>
8/12/06	Kansas City	70,016	W, 24-14
8/19/06	at St. Louis	65,391	W, 27-20
8/27/06	at Denver	73,689	L, 17-14
8/31/06	Tampa Bay	70,037	W, 16-13

2007 (2-2)

<u>Date</u>	<u>Opponent</u>	<u>Attendance</u>	<u>Result</u>
8/11/07	Chicago	70,060	L, 20-19
8/18/07	at Arizona	64,405	W, 33-20
8/25/07	Dallas	70,512	W, 28-16
8/30/07	at Tampa Bay	64,321	L, 31-24

2008 (2-2)

<u>Date</u>	<u>Opponent</u>	<u>Attendance</u>	<u>Result</u>
8/9/08	Denver	70,020	W, 19-16
8/16/07	at New Orleans	70,009	W, 31-27
8/22/07	at Dallas	60,795	L, 23-22
8/28/07	Tampa Bay	70,011	L, 16-6

2009 (2-2)

<u>Date</u>	<u>Opponent</u>	<u>Attendance</u>	<u>Result</u>
8/15/09	at Kansas City	64,781	W, 16-10
8/22/09	New Orleans	70,107	L, 38-14
8/31/05	Minnesota	70,191	L, 17-10
9/4/09	at Tampa Bay	63,831	W, 27-20

ALL-TIME ROSTER

A

47	Abbate, Jon, LB, Wake Forest, 2007
52	^Adibi, Xavier, LB, Virginia Tech, 2008-09
59	Acholonu, D.D., LB, Washington St., 2004
22	Alexander, Roc, CB, Washington, 2006-07
20	Allen, James, RB, Oklahoma, 2002
50	^Anderson, Charlie, LB, Mississippi, 2004-07
14,89	^Anderson, David, WR, Colorado St., 2006-09
27	Anderson, Jason, RB, South Dakota, 2004-05
88	Armstrong, Derick, WR, Arkansas-Monticello, 2003-05

B

93	^Babin, Jason, LB, Western Michigan, 2004-06
12	Banks, Tony, QB, Michigan St., 2002-05
34	^Barber, Dominique, FS, Minnesota, 2008-09
51	Barber, Shawn, LB, Richmond, 2007
67	Barry, Kevin, T, Arizona, 2007
98	^Barwin, Connor, DE, Cincinnati, 2009
47	^Baxter, Jarrod, FB, New Mexico, 2002-04
68	Bedell, Brad, T, Colorado, 2006
33	Bell, Jason, CB, UCLA, 2002-05
57	Bell, Marcus, LB, Arizona, 2004
32	^Bennett, Fred, CB, South Carolina, 2007-09
57	Bentley, Kevin, LB, Northwestern, 2008-09
88	Black, Avion, WR, Tennessee St., 2002
71	Black, Jordan, T, Notre Dame, 2007
90	Blade, Willie, DE, Mississippi St., 2002
28	Boulware, Michael, S, Florida St., 2007
71	Boselli, Tony, T, USC, 2002
7	Boyd, Shane, QB, Kentucky, 2007
85	Bradford, Corey, WR, Jackson St., 2002-05
65	Brisiel, Mike, G, Colorado State, 2007-09
24	^Brown, C.C., SS, Louisiana-Lafayette, 2005-08
22	Brown, Chris, RB, Colorado, 2008-09
76	^Brown, Duane, T, Virginia Tech, 2008-09
24	Brown, Eric, SS, Mississippi St., 2002-04
3	Brown, Kris, K, Nebraska, 2002-09
67	^Brown, Milford, G, Florida St., 2002-05
87	Bruener, Mark, TE, Washington, 2004-08
31	Buchanon, Phillip, CB, Miami (FL), 2005-06
79	Bulman, Tim, DT, Boston College, 2006-09
22	^Burns, Curry, FS, Louisville, 2003
40	Busing, John, FS, Miami (OH), 2009
78	Butler, Rashad, T, Miami, 2007-09

C

62	^Caldwell, Antoine, C, Alabama, 2009
8	^Carr, David, QB, Fresno St., 2002-06
59	Carroll, Travis, LB, Florida, 2003
36	Carter, Chris, FS, Texas, 2002
86	^Casey, James, TE, Rice, 2009
59	Chamberlin, Frank, LB, Boston College, 2005
55	Clark, Danny, LB, Illinois, 2007
50	Clemons, Charlie, LB, Georgia, 2003
60/96	Cochran, Earl, DE, Alabama State, 2006-08
95	Cody, Shaun, DT, USC, 2009
42	Coleman, Marcus, CB, Texas Tech, 2002-05
53	Coley, Keviss, LB, Southern Mississippi, 2008
45	Comella, Greg, FB, Stanford, 2003
43	Cook, Jameel, FB, Illinois, 2006-07
40	Cox, Curome, S, Maryland, 2007
56	^Cushing, Brian, LB, USC, 2009

D

75	Dalton, Lionel, DT, Eastern Michigan, 2006
81	^Daniels, Owen, TE, Wisconsin, 2006-09
11	Davis, André, WR, Virginia Tech, 2007-09
37	^Davis, Domanick, RB, LSU, 2003-06
90	Davis, Jason, DE, West Virginia, 2003, 2005
87	Dawson, JaJuan, WR, Tulane, 2002
36	Dayne, Ron, RB, Wisconsin, 2006-07
95	DeLoach, Jerry, DE, California, 2002-05
47	Demps, Will, FS, San Diego State, 2007-08
28	Dennis, Pat, CB, La.-Monroe, 2002-03
54	^Diles, Zac, LB, Kansas State, 2007-09
66	Dorsey, Char-ron, T, Florida St., 2002
85	Dreessen, Joel, TE, Colorado State, 2007-09

E

26	^Earl, Glenn, SS, Notre Dame, 2004-07
33	Echemandu, Adimchinobi, RB, California, 2007
35	Evans, Leomont, SS, Clemson, 2002
54	Evans, Troy, LB, Cincinnati, 2002-06

F

38	^Faggins, Demarcus, CB, Kansas St., 2002-08
25	Ferguson, Nick, SS, Georgia Tech, 2008-09
58	Flanagan, Mike, C, UCLA, 2006-07
21	Fletcher, Jamar, CB, Wisconsin, 2007
93	Flowers, Erik, LB, Arizona St., 2002
58	Foley, Steve, LB, La.-Monroe, 2003
56	Foreman, Jay, LB, Nebraska, 2002-04
27, 37	Foster, Arian, RB, Tennessee, 2009
75	^Frye, Brandon, T, Virginia Tech, 2007

ALL-TIME ROSTER

G

35	Gado, Samkon, RB, Liberty, 2006
86	^Gaffney, Jabar, WR, Florida, 2002-05
25	Garrett, Kevin, CB, SMU, 2006
31	Glenn, Aaron, CB, Texas A&M, 2002-04
70	Graham, DeMingo, G, Hofstra, 2002
30	Green, Ahman, RB, Nebraska, 2007-08
90	^Green, Howard, DT, LSU, 2002
56	Greenwood, Morlon, LB, Syracuse, 2005-08
5	Grossman, Rex, QB, Florida, 2009

H

72	Hall, Barry, T, Middle Tennessee St., 2002
81	Harris, Atnaf, WR, CS-Northridge, 2002
82	Harris, Clark, TE, Rutgers, 2008
31	^Harrison, Brandon, S, Stanford, 2007-08
34	Hebert, Kyries, FS, La.-Lafayette, 2002
27	Henry, Chris, RB, Arizona, 2009
75	Herndon, Jimmy, T, Houston, 2002-03
87	^Hill, Anthony, TE, North Carolina St., 2009
94	^Hill, Charles, DT, Maryland, 2002
63, 55, 57	^Hodgdon, Drew, C, Arizona St., 2005-07
25	^Hollings, Tony, RB, Georgia Tech, 2003-05
89	Holloway, Jabari, TE, Notre Dame, 2002-03
29	Horton, Jason, CB, North Carolina A&T, 2007
34	Hutchins, Von, CB, Mississippi, 2006-07

I

87	Insley, Trevor, WR, Nevada-Reno, 2002
94	Ioane, Junior, DT, Arizona State, 2003-05

J

62	Jackson, Scott, T, BYU, 2006-08
96	Jamison, Tim, DE, Michigan, 2009
84	Jenkins, Darnell, WR, Miami, 2008
80	^Johnson, Andre, WR, Miami, 2003-09
25	Johnson, Derrick, CB, Washington, 2006
96	Johnson, Thomas, DT, Middle Tenn. State, 2006
75, 99	^Johnson, Travis, DT, Florida St., 2005-08
18	Jones, Dwaune, WR, Richmond, 2002
73	Jones, Garrick, T, Arkansas St., 2003-04
12	^Jones, Jacoby, WR, Lane College, 2007-09
83	^Joppru, Bennie, TE, Michigan, 2003-05

K

94	Kalu, N.D., DE Rice, 2006-08
60	Keathley, Michael, G, TCU, 2003
88	Kent, Rashod, TE, Rutgers, 2003
53	Kershaw, William, LB, 2007
78	Killings, Cedric, DT, Carson-Newman, 2006-07

L

58	Lamar, Jason, LB, Toledo, 2002
44	Leach, Vonta, FB, East Carolina, 2006-09
86	Lewis, Derrick, WR, San Diego State, 2006
84	Lewis, Jermaine, WR, Maryland, 2002
20	^Lord, Jammal, FS, Nebraska, 2004-05
62	Lorenti, Chris, C, Central Florida, 2002-03
33	^Lundy, Wali, RB, Virginia, 2006
64	Lynch, Ben, C, California, 2003

M

34	Mack, Stacey, RB, Temple, 2003
95	Maddox, Anthony, DT, Delta State, 2006-07
97	Malone, Alfred, DE, Troy, 2005-06
57	Manning, Roy, LB, Michigan, 2006
99	Martin, Steve, DT, Missouri, 2003
90	Martin, Terrance, DT, North Carolina St., 2003
17	Martinez, Glenn, WR, Saginaw Valley, St., 2009
13	^Mathis, Jerome, WR, Hampton, 2005-07
41	^McCain, Brice, CB, Utah, 2009
51	McClain, Jimmy, LB, Troy, 2002-03
95	McClover, Stanley, DE, Auburn, 2008
29	McCree, Marlon, FS, Kentucky, 2003-04
80	McDermott, Sean, TE/LS, Kansas, 2002

28	McKenzie, Chris, CB, Arizona St., 2005-06
76	McKinney, Steve, C, Texas A&M, 2002-07
82	Miller, Billy, TE, USC, 2002-04
59	Mitchell, Keith, LB, Texas A&M, 2002
21	Moats, Ryan, RB, Louisiana Tech, 2008-09
28	^Molden, Antwaun, CB, Eastern Kentucky, 2008-09
57	Monk, Quincy, LB, North Carolina, 2004
34	^Morency, Vernand, RB, Oklahoma St., 2005-06
11	Morgan, Donovan, WR, La.-Lafayette, 2005
84	Moses, J.J., WR, Iowa State, 2003-04
84	Moulds, Eric, WR, Mississippi State, 2006
83	Murphy, Frank, WR, Kansas St., 2002
81	Murphy, Matt, TE, Maryland, 2003-05
55	Myers, Chris, C, Miami, 2008-09

ALL-TIME ROSTER

N

- 72 Nading, Jesse, DE, Colorado St., 2008-09
 16 Nall, Craig, QB, Northwestern St. (La.), 2008
 64 Newell, Mike, C, Colorado St., 2002
 44 Norris, Moran, FB, Kansas, 2002-05

O

- 97 ^Okam, Frank, DT, Texas, 2008-09
 91 ^Okoye, Amobi, DT, Louisville, 2007-09
 7 Orlovsky, Dan, QB, Connecticut, 2009
 53 Orr, Shantee, LB, Michigan, 2003-06
 79 Overhauser, Chad, G, UCLA, 2002

P

- 38 Parson, Mark, CB, Ohio, 2009
 91 Payne, Seth, DT, Cornell, 2002-06
 71 Pearson, Mike, T, Florida, 2006
 98 ^Peek, Antwan, LB, Cincinnati, 2003-06
 55 Pettway, Kenneth, LB, Grambling St., 2005
 48 Pittman, Bryan, LS, Washington, 2003-08, 2009
 42 Pittman, David, CB, Northwestern St. (La.), 2008
 69 ^Pitts, Chester, G/T, San Diego St., 2002-09
 51 Polk, DaShon, LB, Arizona, 2004-05
 31 Pollard, Bernard, SS, Purdue, 2009
 5 Porter, Quinton, QB, Boston College, 2006
 98 Posey, Jeff, LB, So. Mississippi, 2002
 88 Putzier, Jeb, TE, Boise State, 2007

Q

- 29 ^Quin, Glover, CB, New Mexico, 2009
 11 Quinn, Mike, QB, Stephen F. Austin, 2002-03

R

- 15/4 ^Ragone, Dave, QB, Louisville, 2003-05
 68 Randall, Greg, T, Michigan State, 2003
 35 Reeves, Jacques, CB, Purdue, 2008-09
 70 Reyes, Tutan, G, Mississippi, 2009
 27 Richardson, Matteredal, CB, Arkansas, 2008
 68 Riley, Victor, T, Auburn, 2005
 84 Rivers, Marcellus, TE, Oklahoma St., 2005
 66 Robinson, Deljuan, DT, Mississippi State, 2008-09
 23 ^Robinson, Dunta, CB, South Carolina, 2004-09
 18 Rosenfels, Sage, QB, Iowa State, 2006-08
 42 Russell, Brian, FS, San Diego State, 2009
 83 Rutledge, Rod, TE, Alabama, 2002
 59 ^Ryans, DeMeco, LB, Alabama, 2006-09

S

- 74 Salaam, Ephraim, T, San Diego State, 2006-08, 2009
 21 Sanders, Lewis, CB, Maryland, 2005-06
 37 Sapp, Cecil, RB, Colorado State, 2008
 65 Schau, Ryan, G, Illinois, 2002
 8 Schaub, Matt, QB, Virginia, 2007-09
 29 Scott, Guss, S, Florida, 2006
 92 Sears, Corey, DE, Mississippi St., 2002-04
 55 Sharper, Jamie, LB, Virginia, 2002-04
 19 Shepherd, Edell, WR, San Jose State, 2006
 30, 22 Simmons, Jason, CB/S, Arizona St., 2002-07
 20 ^Slaton, Steve, RB, West Virginia, 2008-09
 79 Slechta, Jeremy, DT, Nebraska, 2003
 94 Smith, Antonio, DE, Oklahoma St., 2009
 99 Smith, Robaire, DE, Michigan St., 2004-05
 68 Spears, Marcus, T, Northwestern St., 2004
 77 ^Spencer, Charles, T, Pittsburgh, 2006-07
 78 Spikes, Cameron, G/T, Texas A&M, 2002
 40 Stansbury, Ed, FB, UCLA, 2002
 7 Stanley, Chad, P, Stephen F. Austin, 2002-06
 17 Starling, Kendrick, WR, San Jose St., 2004
 26 Stevens, Matt, FS, Appalachian St., 2002-03
 68 Stevenson, Dan, G, Notre Dame, 2008
 42 Stone, Michael, FS, Memphis, 2006
 64 ^Studdard, Kasey, G, Texas, 2007-09
 2 ^Symons, B.J., QB, Texas Tech, 2004

T

- 27 Taylor, Chris, RB, Indiana, 2006-07
 77 Thomas, Carlos, T, Florida St., 2002
 51 Thompson, Chaun, LB, West Texas A&M, 2008-09
 28 Tillman, Travares, FS, Georgia Tech, 2003
 1 Turk, Matt, P, Wisconsin-Whitewater, 2007-09

V

- 10 Van Pelt, Bradlee, QB, Colorado St., 2006
 21 Vaughn, Darrick, CB, S.W. Texas St., 2003

ALL-TIME ROSTER

W

71	Wade, Todd, T, Mississippi, 2004-05
37	Walker, Darius, RB, Notre Dame, 2007
96	Walker, Gary, DE, Auburn, 2002-05
40	Walker, John, FS, USC, 2006
41/22	^Walker, Ramon, SS, Pittsburgh, 2002-05
85/83	Walter, Kevin, WR, Eastern Michigan, 2006-09
74	Walter, Tyson, G, Ohio State, 2005
78	^Wand, Seth, T, N.W. Missouri St., 2003-05
77	Washington, Todd, C/G, Virginia Tech, 2004-05
61/70	^Weary, Fred, G, Tennessee, 2002-07
92/98	Weaver, Anthony, DE, Notre Dame, 2006-08
32	^Wells, Jonathan, RB, Ohio St., 2002-05
63	White, Chris, C, Southern Mississippi, 2007-09
72	Wiegert, Zach, T, Nebraska, 2003-06
86	Williams, Harry, WR, Tuskegee, 2007-08
41	Williams, Jimmy, CB, Vanderbilt, 2008
23	Williams, Kevin, FS, Oklahoma St., 2002
90	^Williams, Mario, DE, N.C. State, 2006-09
26	Wilson, Eugene, FS, Illinois, 2008-09
58	Winborn, Jamie, LB, Vanderbilt, 2009
73	^Winston, Eric, T, Miami, 2006-09
52	Wong, Kailee, LB, Stanford, 2002-06
97	Worthen, Shawn, DT, TCU, 2002
43	Wright, Kenny, CB, Northwestern St., 2002-04
25	Wynn, Dexter, CB, Colorado State, 2006-07

Y

74	Young, Ryan, T, Kansas St., 2002
----	----------------------------------

Z

92	Zgonina, Jeff, DT, Purdue, 2007-09
----	------------------------------------

^draft pick

ALL-TIME NUMERICAL ROSTER

- 1 Turk, Matt, P, Wisconsin Whitewater, 2007-09
- 2 Symons, B.J., QB, Texas Tech, 2004
- 3 Brown, Kris, K, Nebraska, 2002-09
- 4 Ragone, Dave, QB, Louisville, 2003-04
(Ragone also wore # 15)
- 5 Grossman, Rex, QB, Florida, 2009
- 7 Orlovsky, Dan, QB, Connecticut, 2009
Boyd, Shane, QB, Kentucky, 2007
Stanley, Chad, P, Stephen F. Austin, 2002-06
- 8 Schaub, Matt, QB, Virginia, 2007-09
Carr, David, QB, Fresno St., 2002-06
- 10 Van Pelt, Bradlee, QB, Colorado State, 2006
- 11 Davis, André, WR, Virginia Tech, 2007-09
Morgan, Donovan, WR, La.-Lafayette, 2005
Quinn, Mike, QB, Stephen F. Austin, 2002-03
- 12 Jones, Jacoby, WR, Lane College, 2007-09
Banks, Tony, QB, Michigan St., 2002-05
- 13 Mathis, Jerome, WR, Hampton, 2005-06
- 14 Anderson, David, WR, Colorado State, 2006
(Anderson also wore # 89)
- 15 Ragone, Dave, Louisville, 2005
- 17 Martinez, Glenn, WR, Saginaw Valley St., 2009
Starling, Kendrick, WR, San Jose St., 2004
- 18 Rosenfels, Sage, Iowa State, 2006-08
Jones, Dwaune, WR, Richmond, 2002
- 19 Shepherd, Edell, WR, San Jose St., 2006
Adams, Charlie, WR, Hofstra, 2006
- 20 Slaton, Steve, RB, West Virginia, 2008-09
McCleon, Dexter, CB, Clemson, 2006
Lord, Jammal, FS, Nebraska, 2004-05
Allen, James, RB, Oklahoma, 2002
- 21 Moats, Ryan, RB, Louisiana Tech, 2008-09
Fletcher, Jamar, CB, Wisconsin, 2007
Sanders, Lewis, CB, Maryland, 2005-06
Vaughn, Darrick, CB, S.W. Texas St., 2003
- 22 Brown, Chris, RB, Colorado, 2008-09
Alexander, Roc, CB, Washington, 2006
Walker, Ramon, SS, Pittsburgh, 2005
(Walker also wore # 41)
Burns, Curry, SS, Louisville, 2003
- 23 Robinson, Dunta, CB, South Carolina, 2004-09
Williams, Kevin, FS, Oklahoma St., 2002
- 24 Brown, C.C., SS, La.-Lafayette, 2005-08
Brown, Eric, SS, Mississippi St., 2002-04
- 25 Ferguson, Nick, SS, Georgia Tech, 2008-09
Wynn, Dexter, CB, Colorado State, 2006-07
Johnson, Derrick, CB, Washington, 2006
Garrett, Kevin, CB, SMU, 2006
Hollings, Tony, RB, Georgia Tech, 2003-05
- 26 Wilson, Eugene, FS, Illinois, 2008-09
Earl, Glenn, SS, Notre Dame, 2004-06
Stevens, Matt, FS, Appalachian St., 2002-03
- 27 Henry, Chris, RB, Arizona, 2009
Foster, Arian, RB, Tennessee, 2009
(Foster also wore #37)
Richardson, Matt, CB, Arkansas, 2008
Taylor, Chris, RB, Indiana, 2006
Anderson, Jason, RB, South Dakota, 2004-05
- 28 Molden, Antwaun, CB, 2008-09
Boulware, Michael, S, Florida State, 2007
McKenzie, Chris, CB, Arizona St., 2005-06
Tillman, Travares, FS, Georgia Tech, 2003
Dennis, Pat, CB, La.-Monroe, 2002
- 29 Quin, Glover, CB, New Mexico, 2009
Scott, Guss, FS, Florida, 2006
McCree, Marlon, FS, Kentucky, 2003-04
- 30 Green, Ahman, RB, Nebraska, 2007-08
Simmons, Jason, CB/S, Arizona St., 2002-06
- 31 Pollard, Bernard, SS, 2009
Harrison, Brandon, FS, 2008
Buchanan, Phillip, CB, Miami (Fla.), 2005-06
Glenn, Aaron, CB, Texas A&M, 2002-04
- 32 Bennett, Fred, CB, South Carolina, 2007-09
Wells, Jonathan, RB, Ohio St., 2002-05
- 33 Lundy, Wali, RB, Virginia, 2006
Bell, Jason, CB, UCLA, 2002-05
- 34 Barber, Dominique, FS, Minnesota, 2008-09
Hutchins, Von, CB, Mississippi, 2007
Morency, Vernand, RB, Oklahoma St., 2005-06
Mack, Stacey, RB, Temple, 2003
Hebert, Kyries, FS, La.-Lafayette, 2002

ALL-TIME NUMERICAL ROSTER

- 35 Reeves, Jacques, CB, Purdue, 2008-09
Gado, Samkon, RB Liberty, 2006
Evans, Leomont, SS, Clemson, 2002
- 36 Dayne, Ron, RB, Wisconsin, 2006-07
Carter, Chris, FS, Texas, 2002
- 37 Foster, Arian, RB, Tennessee, 2009
(Foster also wore #27)
Sapp, Cecil, RB, Colorado State, 2008
Walker, Darius, RB, Notre Dame, 2007
Williams, Domanick, RB, LSU, 2003-06
- 38 Parson, Mark, CB, Ohio, 2009
Faggins, Demarcus, CB, Kansas St., 2002-08
- 40 Busing, John, FS, Miami (OH), 2009
Cox, Curome, Maryland, 2007
Walker, John, FS, USC, 2006
Stansbury, Ed, FB, UCLA, 2002
- 41 McCain, Brice, CB, Utah, 2009
Williams, Jimmy, CB, Vanderbilt, 2008
Walker, Ramon, SS, Pittsburgh, 2002-04
(Walker also wore # 22)
- 42 Russell, Brian, FS, San Diego State, 2009
Pittman, David, CB, Northwestern St. (La.), 2008
Stone, Michael, FS, Memphis, 2006
Coleman, Marcus, FS, Texas Tech, 2002-05
- 43 Cook, Jameel, FB, Illinois, 2006-07
Wright, Kenny, CB, Northwestern St., 2002-04
- 44 Leach, Vonta, FB, East Carolina, 2006-09
Norris, Moran, FB, Kansas, 2002-05
- 45 Comella, Greg, FB, Stanford, 2003
- 47 Demps, Will, FS, San Diego State, 2007-08
Baxter, Jarrod, FB, New Mexico, 2002-04
- 48 Pittman, Bryan, LS, Washington, 2003-08, 2009
- 50 Anderson, Charlie, LB, Mississippi, 2004-07
Clemons, Charlie, LB, Georgia, 2003
- 51 Thompson, Chaun, LB, West Texas A&M, 2008-09
Polk, DaShon, LB, Arizona, 2004-06
McClain, Jimmy, LB, Troy, 2002-03
- 52 Adibi, Xavier, LB, Virginia Tech, 2008-09
Wong, Kailee, LB, Stanford, 2002-06
- 53 Coley, Kevis, LB, Southern Mississippi, 2008
Orr, Shantee, LB, Michigan, 2003-06
- 54 Diles, Zac, LB, Kansas State, 2007-09
Evans, Troy, LB, Cincinnati, 2002-06
- 55 Myers, Chris, C, Miami, 2008-09
Hodgdon, Drew, C, Arizona St., 2006-07
(Hodgdon also wore #63 and #57)
Pettway, Kenneth, LB, Grambling St., 2005
Sharper, Jamie, LB, Virginia, 2002-04
- 56 Cushing, Brian, LB, USC, 2009
Greenwood, Morlon, LB, Syracuse, 2005-08
Foreman, Jay, LB, Nebraska, 2002-04
- 57 Bentley, Kevin, LB, Northwestern, 2008-09
Hodgdon, Drew, C, Arizona St., 2007
(Hodgdon also wore #63 and #55)
Monk, Quincy, LB, North Carolina, 2004
Bell, Marcus, LB, Arizona, 2004
- 58 Winborn, Jamie, LB, Vanderbilt, 2009
Flanagan, Mike, C, UCLA, 2006-07
Foley, Steve, LB, N.E. Louisiana, 2003
(Foley also wore # 93)
Lamar, Jason, LB, Toledo, 2002
- 59 Ryans, DeMeco, LB Alabama, 2006-09
Chamberlin, Frank, LB, Boston College, 2005
Acholonu, D.D., LB, Washington St., 2004
Carroll, Travis, LB, Florida, 2003
Spearman, Armegis, LB, Mississippi, 2003
Mitchell, Keith, LB, Texas A&M, 2002
- 60 Cochran, Earl, DE, Alabama St., 2006
(Cochran also wore #96)
Keathley, Michael, G, TCU, 2003
- 61 Weary, Fred, G, Tennessee, 2002-03
(Weary also wore #70)
- 62 Caldwell, Antoine, C, Alabama, 2009
Jackson, Scott, T, Brigham Young, 2006-08
Lorenti, Chris, C, Central Florida, 2002-03
- 63 White, Chris, C, Southern Mississippi, 2008-09
Hodgdon, Drew, C, Arizona St., 2005
(Hodgdon also wore #55 and #57)
- 64 Studdard, Kasey, G, Texas, 2007-09
Lynch, Ben, C, California, 2003
Newell, Mike, C, Colorado St., 2002
- 65 Brisiel, Mike, G, Colorado State, 2007-09
Evans, Brandon, G, Houston, 2004
Schau, Ryan, G, Illinois, 2002
- 66 Robinson, Deljuan, DT, Mississippi State, 2007-09
Dorsey, Char-ron, T, Florida St., 2002

ALL-TIME NUMERICAL ROSTER

- 67 Brown, Milford, G, Florida St., 2002-05
- 68 Stevenson, Dan, Notre Dame, 2008
Bedell, Brad, T, Colorado, 2006
Riley, Victor, T, Auburn, 2005
Spears, Marcus, T, Northwestern St., 2004
Randall, Greg, T, Michigan St., 2003
- 69 Pitts, Chester, G/T, San Diego St., 2002-09
- 70 Reyes, Tutan, G, Mississippi, 2009
Weary, Fred, G, Tennessee, 2004-08
(Weary also wore # 61)
Graham, DeMingo, G, Hofstra, 2002
- 71 Black, Jordan, T, Notre Dame, 2007
Pearson, Mike, T, Florida, 2006
Wade, Todd, T, Mississippi, 2004-05
Boselli, Tony, T, USC, 2002
- 72 Nading, Jesse, DE, Colorado State, 2008-09
Wiegert, Zach, G/T, Nebraska, 2003-06
Hall, Barry, T, Mid. Tennessee St., 2002
- 73 Winston, Eric, T, Miami (Fla.), 2006-09
Jones, Garrick, T, Arkansas St., 2003-04
- 74 Salaam, Ephraim, T, San Diego St., 2006-08, 2009
Walter, Tyson, G, Ohio St., 2005
Young, Ryan, T, Kansas St., 2002
- 75 Frye, Brandon, T, Virginia Tech, 2007
Dalton, Lionel, DT, Eastern Michigan, 2006
Johnson, Travis, DT, Florida. St., 2005
(Johnson also wore # 99)
Herndon, Jimmy, T, Houston, 2002-03
- 76 Brown, Duane, T, Virginia Tech, 2008-09
McKinney, Steve, C, Texas A&M, 2002-07
- 77 Spencer, Charles, T, Pittsburgh, 2006-07
Washington, Todd, G/C, Virginia Tech, 2003-05
Thomas, Tarlos, T, Florida St., 2002
- 78 Butler, Rashad, T, Miami, 2008-09
Killings, Cedric, DT, Carson-Newman, 2006-07
Wand, Seth, T, N.W. Missouri St., 2003-05
Spikes, Cameron, G/T, Texas A&M, 2002
- 79 Bulman, Tim, DT, Boston College, 2006
(Bulman also wore #93)
Slecht, Jeremy, DT, Nebraska, 2003
Overhauser, Chad, G, UCLA, 2002
- 80 Johnson, Andre, WR, Miami (Fla.), 2003-09
McDermott, Sean, TE/LS, Kansas, 2002
- 81 Daniels, Owen, TE, Wisconsin, 2006-09
Murphy, Matt, TE, Maryland, 2003-05
Harris, Atnaf, WR, CS-Northridge, 2002
- 82 Harris, Clark, LS, Rutgers, 2008
Steele, Ben, TE, Meas College, 2006
Miller, Billy, TE, USC, 2002-04
- 83 Walter, Kevin, WR, Eastern Michigan, 2007-09
(Walter also wore #85)
Joppru, Bennie, TE, Michigan, 2003-06
Murphy, Frank, WR, Kansas St., 2002
Rutledge, Rod, TE, Alabama, 2002
- 84 Jenkins, Darnell, WR, Miami, 2008
Moulds, Eric, WR, Mississippi St., 2006
Rivers, Marcellus, TE, Oklahoma St., 2005
Moses, J.J., WR Iowa St., 2003-04
Lewis, Jermaine, WR, Maryland, 2002
- 85 Dreesen, Joel, TE, Colorado State, 2007-09
Walter, Kevin, WR, Eastern Michigan, 2006
(Walter also wore #83)
Bradford, Corey, WR, Jackson St., 2002-05
- 86 Casey, James, TE, Rice, 2009
Williams, Harry, WR, Tuskegee, 2008
Lewis, Derrick, WR, San Diego St., 2006
Gaffney, Jabar, WR, Florida, 2002-05
- 87 Hill, Anthony, TE, New Mexico St., 2009
Bruener, Mark, TE, Washington, 2004-08
Armstrong, Derick, WR, Ark.-Monticello, 2003
(Armstrong also wore # 88)
Dawson, JaJuan, WR, Tulane, 2002
Insley, Trevor, WR, Nevada-Reno, 2002
- 88 Putzier, Jeb, TE, Boise St., 2006-07
Armstrong, Derick, WR, Ark.-Monticello, 2004-05
(Armstrong also wore #87)
Kent, Rashod, TE, Rutgers, 2003
Black, Avion, WR, Tennessee St., 2002
- 89 Anderson, David, WR, Colorado State, 2007-09
(Anderson also wore #14)
Holloway, Jabari, TE, Notre Dame, 2002-03
- 90 Williams, Mario, DE, North Carolina St., 2006-09
Davis, Jason, DE, West Virginia, 2005
Martin, Terrance, DT, North Carolina St., 2003
Green, Howard, DT, LSU, 2002
- 91 Okoye, Amobi, DT, Louisville, 2007-09
Payne, Seth, DT, Cornell, 2002-06
- 92 Zgonina, Jeff, DT, Purdue, 2007-09
Weaver, Anthony, DE, Notre Dame, 2006
(Weaver also wore #98)
Sears, Corey, DE, Mississippi St., 2002-04

ALL-TIME NUMERICAL ROSTER

- 93** Bulman, Tim, DT, Boston College, 2007-09
(Bulman also wore #79)
Babin, Jason, LB, Western Michigan, 2004-06
Foley, Steve, LB, N.E. Louisiana, 2003
(Foley also wore # 58)
Flowers, Erik, LB, Arizona St., 2002
- 94** Smith, Antonio, DE, Oklahoma St., 2009
Kalu, N.D., DE, Rice, 2006-07
Ioane, Junior, DT, Arizona St., 2003-05
Hill, Charles, DT, Maryland, 2002
- 95** Cody, Shaun, DT, USC, 2009
McClover, Stanley, DE, Auburn, 2008
Maddox, Anthony, DT, Delta St., 2006-07
Deloach, Jerry, DE, California, 2002-05
- 96** Jamison, Tim, DE, Michigan, 2009
Cochran, Earl, DE, Alabama State, 2007-08
(Cochran also wore #60)
Johnson, Thomas, DT, Middle Tennessee St., 2006
Rainer, Wali, LB, Virginia, 2006
Walker, Gary, DE, Auburn, 2002-05
- 97** Okam, Frank, DT, Texas, 2008-09
Malone, Alfred, DE, Troy, 2005-06
Davis, Jason, DE, West Virginia, 2003
Worthen, Shawn, DT, TCU, 2002
- 98** Barwin, Connor, DE, Cincinnati, 2009
Weaver, Anthony, DE, Notre Dame, 2007-08
(Weaver also wore #92)
Peek, Antwan, LB, Cincinnati, 2003-06
Posey, Jeff, LB, So. Mississippi, 2002
- 99** Johnson, Travis, DE, Florida St., 2006-08
(Johnson also wore # 75)
Smith, Robaire, DE, Michigan St., 2004-05
Martin, Steve, DT, Missouri, 2003
Blade, Willie, DE, Mississippi St., 2002

ALL-TIME PRACTICE SQUAD

Acholonu, D.D., LB, 2004*
Aldridge, Anthony, RB, 2009
Anderson, David, WR, 2006*
Anderson, Jason, RB, 2005*
Aromashodu, Devin, WR, 2007
Bazuin, Dan, DE, 2008
Beach, Arliss, RB, 2007-08*
Bing, Darnell, LB, 2009
Boyd, Shane, QB, 2007*
Brink, Alex, QB, 2008
Brisiel, Mike, G, 2006-2007*
Broussard, Jamall, WR, 2006
Bulman, Tim, DT, 2006-2007*
Burns, Curry, S, 2006
Carroll, Travis, LB, 2003*
Castañeda, Eduardo, LB, 2007
Cochran, Earl, DE, 2006*
Coley, Kevis, LB, 2007-08*
Collins, McAllister, C, 2002
Crummey, Andrew, G, 2009
Curtis, Kevin, S, 2006
Davis, A.J., CB, 2008
Davis, Buster, LB, 2009
Davis, Jason, DE, 2003-04*, 2006
Dawson, Curry, T, 2003*
Dorsey, Quinn, LB, 2005
Douglas, Cody, G, 2006
Douglas, Robert, FB, 2005, 2006
Dunn, Anthony, LB, 2004
Echemandun, Adimchinobi, RB, 2007
Egboh, Pannel, DE, 2009
Eslinger, Greg, C, 2007*
Evans, Brandon, G, 2004*
Faggins, Demarcus, CB, 2003*
Foster, Arian, RB, 2009*
Freeman, Marcus, LB, 2009
Freeman, Rober', CB, 2003*
Frye, Brandon, T, 2007-08*
Green, Howard, DT, 2002
Hall, Barry, T, 2002
Haltermann, Aaron, TE, 2005
Hamilton, Derrick, WR, 2007
Harris, Atnaf, WR, 2002*
Harris, Clark, TE, 2008*, 2009
Harris, Elliott, DE, 2005
Hawkins, Jelani, OT, 2002*
Hebert, Kyries, S, 2002*
Helms, Brett, C, 2009
Henry, Chris, RB, 2009*
Herrion, Atlas, G, 2006
Hicks, Reese, OT, 2004-2005
Holloway, Jabari, TE, 2002*
Jamison, Tim, DE, 2009*
Jenkins, Darnell, WR, 2008*-09
Jenkins, Michael, RB, 2002

Johnson, Albert, WR, 2003
Jones, Garrick, T, 2003, 2005*
Kent, Rashod, TE, 2002-03*
Lewis, Derrick, WR, 2006*
Long, Gabe, DT, 2008
Lord, Jammal, FS, 2004-2005*
Maddox, Anthony, DT, 2006*
Malone, Alfred, DT, 2005*
McKenzie, Chris, CB, 2005*
Mitchell, Brandon, S, Ohio State 2007*
Moats, Ryan, RB, 2008*
Morgan, Donovan, WR, 2005*
Murphy, Matt, TE, 2004*
Nading, Jesse, DE, 2008*-09*
Neihuis, Doug, G, 2006
Nerys, Jason, G, 2005
Oakley, Anthony, G, 2008
Orr, Shantee, LB, 2003-04*
Overhauser, Chad, C/G, 2002*
Parson, Mark, CB, 2009
Pettway, Kenneth, LB, 2005*
Pittman, Bryan, LS, 2003*
Porter, Quinton, QB, 2006*
Quinn, Mike, QB, 2003*
Roberson, Derrick, CB, 2007-08*
Robinson, Deljuan, DT, 2007*
Roland, Justin, LB, 2008
Ross, Richie, WR, 2006
Rue, Josh, FB, 2004
Seaverns, Justin, LB, 2003
Sherrod, Dezmond, TE, 2009
Simmons, Mark, WR, 2008
Smith, Antone, RB, 2009
Stansbury, Ed, FB, 2002*
Starling, Kendrick, WR, 2004*
Stenavich, Adam, T, 2008-09
Suber, Allen, WR, 2004
Taylor, Chris, RB, 2006*
Terry, D.D., RB, 2008
Thomas, Sloan, WR, 2004
Thomas, Tarlos, T, 2002
Thorpe, Craphonso, WR, 2006
Torrey, Andre, LB, 2005
Walker, Darius, RB, 2007-08*
Walker, John, S, 2006*
Washington, Maurice, WR, 2005
White, Chris, C, 2006
Williams, Harry, WR, 2006-2007*
Works, Renaldo, RB, 2004
Worthen, Shawn, DT, 2002*
Wright, Keith, DT, 2003
Wynn, Milton, WR, 2002
Young, David, SS, 2004
Zabransky, Jared, QB, 2007

*. Players eventually made the active roster

ALL-TIME INJURED RESERVE

2002 (10)

<u>Name</u>	<u>Pos.</u>	<u>Date</u>	<u>Injury</u>
Inasley, Trevor	WR	8/15	Leg
Jones, Dwaune	WR	8/17	Knee
Evans, Leomont	S	8/27	Neck
Lorenti, Chris	C	9/1	Ankle
Boselli, Tony	T	10/15	Shoulder
Dennis, Pat	CB	10/22	Knee
Lamar, Jason	LB	10/30	Leg
Schau, Ryan	G	11/5	Foot
Rutledge, Rod	TE	11/26	Foot
Walker, Ramon	SS	12/24	Knee

2003 (17)

<u>Name</u>	<u>Pos.</u>	<u>Date</u>	<u>Injury</u>
Baxter, Jarrod	FB	8/25	R Foot
Dennis, Pat	CB	8/25	R Knee
Herndon, Jimmy	OT	8/25	R Knee
Lorenti, Chris	C	8/25	L Achilles
Lynch, Ben	C	8/25	L Knee
Joppru, Bennie	TE	8/31	R Groin
Payne, Seth	DT	9/15	L Knee
Mack, Stacey	RB	11/26	L Toe
Walker, Gary	DE	11/28	R Toe
Banks, Tony	QB	12/1	R Hand
Walker, Ramon	SS	12/1	L Knee
Stevens, Matt	FS	12/3	L Knee
Clemons, Charlie	LB	12/8	R Ankle
Glenn, Aaron	CB	12/10	L Groin
Orr, Shantee	LB	12/22	L Fibula
Wright, Kenny	CB	12/22	L Knee
Brown, Milford	G	12/26	R Knee

2004 (11)

<u>Name</u>	<u>Pos.</u>	<u>Date</u>	<u>Injury</u>
Anderson, Jason	RB	8/16	R Leg
Bell, Marcus	LB	8/26	Shoulder
Bell, Jason	CB	11/17	R Wrist
Walker, Ramon	SS	11/24	L Knee
Joppru, Bennie	TE	12/1	Groin
Symons, B.J.	QB	12/1	R Knee
Foreman, Jay	LB	12/5	L Ankle
Coleman, Marcus	FS	12/7	Shoulder
Evans, Troy	LB	12/15	L Ankle
Wiegert, Zach	G	12/22	R Knee
Peek, Antwan	LB	12/28	R Shoulder

2005 (8)

<u>Name</u>	<u>Pos.</u>	<u>Date</u>	<u>Injury</u>
Wong, Kailee	LB	10/18	R Knee
Hodgdon, Drew	C	11/11	R Foot
Wade, Todd	T	11/18	R Knee
Buchanon, Phillip	CB	11/23	L Ankle
Ioane, Junior	DT	12/20	L Calf
Davis, Domanick	RB	12/28	L Knee
Walker, Gary	DE	12/28	R Arm
Wells, Jonathan	RB	12/30	L Thigh

2006 (16)

<u>Name</u>	<u>Pos.</u>	<u>Date</u>	<u>Injury</u>
Rainer, Wali	LB	8/1	R Leg
McKenzie, Chris	CB	8/3	L Shoulder
Steele, Ben	TE	8/3	L Leg
Davis, Domanick	RB	9/2	L Knee
Alexander, Roc	CB	9/12	R Knee
Spencer, Charles	T	9/19	L Leg
Malone, Alfred	DT	10/10	R Hand
Payne, Seth	DT	10/17	R Knee
Johnson, Travis	DT	11/14	L Calf
Sanders, Lewis	CB	11/14	R Hand
Wiegert, Zach	T	11/14	R Knee
Flanagan, Mike	C	11/28	Ribs
Rosenfels, Sage	QB	11/28	R Hand
Cook, Jameel	FB	12/15	R Knee
Dalton, Lionel	DT	12/23	Back
Mathis, Jerome	WR	12/23	R Hamstring

2007 (17)

<u>Name</u>	<u>Pos.</u>	<u>Date</u>	<u>Injury</u>
Taylor, Chris	RB	7/31	L Knee
Alexander, Roc	CB	7/31	R Knee
Earl, Glenn	SS	8/14	L Foot
Horton, Jason	CB	8/14	R Arm
Barry, Kevin	T	8/24	R Biceps
Abbate, Jon	FB	9/1	R Ankle
Harrison, Brandon	FS	9/1	L Hamstring
Jackson, Scott	T	9/4	R Shoulder
Simmons, Jason	FS	9/11	L Knee
Killings, Cedric	DT	9/25	Neck
McKinney, Steve	C	9/25	L Knee
Mathis, Jerome	WR	10/6	R Lower Leg
Barber, Shawn	LB	10/31	Neck
Robinson, Dunta	CB	11/7	R Knee
Weary, Fred	G	12/4	R Leg
White, Chris	C	12/4	L Knee
Green, Ahman	RB	12/7	L Knee

ALL-TIME INJURED RESERVE

2008 (11)

<u>Name</u>	<u>Pos.</u>	<u>Date</u>	<u>Injury</u>
Stevenson, Dan	G	7/24	R Shoulder
Williams, Jimmy	CB	8/4	R Knee
Williams, Harry	WR	8/25	Neck
Jackson, Scott	T	8/26	L Foot
Brown, Chris	RB	8/30	Back
McClover, Stanley	DE	9/11	R Knee
Brown, C.C.	SS	9/30	R Arm
Diles, Zac	LB	11/6	L Leg
Molden, Antwaun	CB	11/16	L Leg
Cochran, Earl	DE	11/19	R Toe
Green, Ahman	RB	11/25	L Knee

2009 (13)

<u>Name</u>	<u>Pos.</u>	<u>Date</u>	<u>Injury</u>
Barber, Dominique	FS	12/29	R Hamstring
Brisiel, Mike	G	10/14	L Foot
Campbell, Khary	LB	10/6	L Knee
Daniels, Owen	TE	11/4	R Knee
Hill, Anthony	TE	12/15	L Knee
Johnson, Jeremiah	RB	8/8	R Shoulder
Molden, Antwaun	CB	11/26	L Hamstring
Nolan, Troy	SS	8/18	L Hand
Pitts, Chester	G	9/24	R Knee
Slaton, Steve	RB	10/9	R Shoulder
Thompson, Chaun	LB	9/30	L Knee
Verdell, Toddrick	LB	9/6	R Shoulder
Wilson, Eugene	FS	11/25	L Foot

ALL-TIME COACHES

Coach	Position	Season
Bayless, Martin	Assistant Defensive Back	2006-07
Benton, John	Offensive Line	2006-10
Brown, Kippy	Wide Receiver	2002-05
Bush, Frank	Senior Defensive Assistant	2007-08
	Defensive Coordinator	2009-10
Calhoun, Troy	Offensive Coordinator/Quarterback	2006
CAPERS, DOM	HEAD COACH	2002-05
Carter, Perry	Defensive Assistant	2006-09
	Asst. Defensive Backs	2010
Dennison, Rick	Offensive Coordinator	2010
Fangio, Vic	Defensive Coordinator	2002-05
Fisch, Jedd	Defensive Quality Control	2002-03
Franklin, Jethro	Defensive Line	2007-08
Gibbs, Alex	Assistant Head Coach/Offense	2008-09
Gibbs, David	Defensive Backs Coach	2009-10
Grantham, Todd	Defensive Line	2002-04
Harris, Chick	Running Back	2002-10
Herring, Reggie	Linebacker	2002-03
Hightower, Richard	Administrative Coordinator, Coaching	2006-07
	Special Teams Assistant	2008
Holland, Johnny	Linebackers	2006-10
Hoke, Jon	Defensive Back	2002-08
Karmelowicz, Bob	Defensive Line	2006
	Special Assistant to the Head Coach	2007-08
Kirksey, Larry	Wide Receiver	2007-10
Knapp, Greg	Quarterbacks	2010
Kollar, Bill	Assistant head coach/defensive line	2009-10
KUBIAK, GARY	HEAD COACH	2006-10

ALL-TIME COACHES

LaFleur, Matt	Offensive Assistant	2008-09
Lubick, Marc	Offensive Assistant	2010
Marciano, Joe	Special Teams	2002-10
Marciano, Tony	Offensive Line	2002-03
	Tight End	2004-05
Marshall, Steve	Assistant Offensive Line	2002-05
	Offensive Line	2005
Matthews, Bruce	Offensive Assistant	2009-10
McDaniel, Mike	Offensive Assistant	2006-08
Oden, Tony	Assistant Defensive Backs	2004-05
Olivadotti, Tom	Linebackers	2004-05
Palmer, Chris	Offensive Coordinator	2002-05
Pariani, Brian	Tight End	2006-10
Pendry, Joe	Offensive Line	2004-05
	Offensive Coordinator	2005
Pollack, Frank	Assistant Offensive Line Coach	2008-10
Rhodes, Ray	Assistant Defensive Backs Coach	2008
	Senior Defensive Assistant	2009-10
Riley, Dan	Head Strength and Conditioning	2002-08
Roman, Greg	Tight End	2002-03
	Quarterback	2005
Saleh, Robert	Defensive Assistant	2006-08
	Assistant Linebackers	2009-10
Schiotz, Matt	Assistant Strength & Conditioning Coach	2009-10
Shanahan, Kyle	Wide Receiver	2006
	Quarterbacks	2007
	Offensive Coordinator/Quarterbacks	2008-09
Sherman, Mike	Assistant Head Coach/Offense	2006
	Assistant Head Coach/Offense Coordinator	2007
Simien, Tracy	Assistant Defensive Line	2006
Smith, Cedric	Head Strength & Conditioning Coach	2010
Smith, Richard	Defensive Coordinator	2006-08
Stewart, Brian	Assistant Defensive Backs	2002-03
Sutulovich, Eric	Assistant Special Teams	2002-05
Wright, Ray	Assistant Strength and Conditioning	2002-08
	Head Strength and Conditioning	2009

TEXANS TRADE HISTORY

TEXANS TRADE HISTORY

Mar. 4, 2002:	Traded QB Danny Wuerffel to Washington in exchange for DT Jerry Deloach.
Mar. 25, 2002:	Traded first of three 2002 seventh-round draft picks to Pittsburgh as compensation for restricted free agent K Kris Brown.
Mar. 28, 2002:	Traded future draft pick to St. Louis in exchange for CB Jacoby Shepherd.
Apr. 17, 2002:	Traded RB Charlie Rogers to Buffalo in exchange for LB Jay Foreman.
Apr. 21, 2002:	Traded fourth-round pick in 2002 to Atlanta in exchange for 2003 third-round pick (88th overall-Dave Ragone)
Mar. 6, 2003:	Traded fifth-round pick to New England in exchange for T Greg Randall.
Apr. 26, 2003:	Traded second-round pick (36th overall) and fourth-round pick (117th overall) to New England for second-round pick (41st overall-Bennie Joppru) and third-round pick (75th overall-Seth Wand Traded third-round pick (83rd overall) and seventh-round pick (262nd overall) to Oakland in exchange for 2004 second-round pick (supplemental draft pick-Tony Hollings)
Apr. 27, 2003:	Traded fifth-round pick (138th overall) to Indianapolis for 2004 fourth-round pick (122nd overall-Glenn Earl)
Mar. 19, 2004:	Traded QB Drew Henson to Dallas in exchange for 2005 third-round pick.
Apr. 24, 2004:	Traded second-round pick (40th overall), third-round pick (71st overall), fourth-round pick (103rd overall) to Tennessee in exchange for first-round pick (27th overall-Jason Babin); also exchanged fifth-round picks (138th to 159th overall) with Tennessee.
Apr. 25, 2004:	Traded fifth-round pick (159th overall) to Jacksonville in exchange for sixth-round pick (175th overall-Jammal Lord) and seventh-round pick (210th overall-Raheem Orr).
Apr. 20, 2005:	Traded second-round pick (47th overall) and third-round pick (78th overall) to Oakland in exchange for CB Phillip Buchanon.
Apr. 23, 2005:	Traded first-round pick (13th overall) to New Orleans in exchange for first round pick (16th overall-Travis Johnson) in 2005 draft and third-round selection in 2006 draft.
Apr. 6, 2006:	Traded a fifth-round pick (134th overall) to the Buffalo Bills in exchange for WR Eric Moulds.
July 27, 2006:	Traded a conditional seventh-round pick in the 2007 to the San Francisco 49ers for QB Cody Pickett.
Sep. 13, 2006:	Traded RB Vernand Morency to Green Bay in exchange for RB Samkon Gado.
Mar. 22, 2007:	Acquired QB Matt Schaub from the Atlanta Falcons.
Apr. 29, 2007:	Traded fourth-round draft pick (107th overall) to the New Orleans Saints in exchange for the Saints 2007 fourth-round pick (123rd overall- Fred Bennett) and a 2007 fifth-round pick (163rd overall-Brandon Frye).
Mar. 17, 2008:	Traded a sixth-round pick in the 2008 NFL Draft to the Denver Broncos in exchange for C Chris Myers.
Apr. 26, 2008:	Traded first-round pick (No. 18 overall) to the Baltimore Ravens for first-round pick (No. 26 overall-Duane Brown) a third-round pick (89th overall-Steve Slaton) and a sixth-round pick (173rd overall-Dominique Barber).
Feb. 27, 2009:	Traded QB Sage Rosenfels to the Minnesota Vikings in exchange for the 122nd selection in the 2009 NFL Draft (TE Anthony Hill).
Aut. 31, 2009:	Traded DT Travis Johnson to the San Diego Chargers in exchange for a sixth-round selection in the 2010 NFL Draft (197th overall - WR Trindon Holliday).
Apr. 23, 2010	Traded second-round pick (51st overall) to the Minnesota Vikings in exchange for second- (62nd overall - traded) and third-round (93rd overall - traded).
Apr. 23, 2010	Traded second- (62nd overall) and fifth-round (150th overall) picks to the New England Patriots in exchange for second-round pick (58th overall - RB Ben Tate).
Apr. 24, 2010	Traded third-round pick (93rd overall) to the Kansas City Chiefs in exchange for fourth- (102nd overall - LB Darryl Sharpton) and fifth-round (144th overall - CB Sherrick McManis) picks.

TEXANS FREE AGENCY HISTORY

2002 TEXANS IN FREE AGENCY

Players Signed

Mar. 6: C/G Steve McKinney, Indianapolis
Mar. 7: LB Kailee Wong, Minnesota
Mar. 10: WR Corey Bradford, Green Bay
Mar. 15: RB James Allen, Chicago;
LB Greg Jones, Chicago
Mar. 25: K Kris Brown, Pittsburgh (restricted)
Mar. 26: WR Tony Simmons, Indianapolis
Apr. 3: T Jimmy Herndon, Chicago
Apr. 5: SS Chris Carter, Cincinnati
Apr. 8: QB Kent Graham, Washington;
CB Jason Simmons, Pittsburgh

Apr. 9: G DeMingo Graham, San Diego;
TE Kaseem Sinceno, Chicago
Apr. 10: TE Rod Rutledge, New England
Apr. 18: LB Jeff Posey, Jacksonville
Apr. 25: LB Robert Jones, Washington
May 9: LB Allen Aldridge, Detroit

Players Lost

None

2003 TEXANS IN FREE AGENCY

Players Signed:

Mar. 1: T/G Zach Wiegert, Jacksonville
Mar. 4: LB Jay Foreman, Houston
Mar. 11: DE Corey Sears, Houston;
FS Kevin Williams, Houston
Mar. 17: SS Eric Brown, Houston
Mar. 18: CB Pat Dennis, Houston (restricted);
QB Mike Quinn, Houston
Mar. 21: CB Jason Simmons, Houston
Mar. 25: WR JaJuan Dawson, Houston (restricted)
Mar. 27: T Jimmy Herndon, Houston

Apr. 2: LB Charlie Clemons, New Orleans;
CB Kenny Wright, Houston
Apr. 4: QB Tony Banks, Houston
Apr. 9: RB Stacey Mack, Jacksonville
Apr. 25: G Ryan Schau, Houston

Players Lost:

Feb. 28: LB Jeff Posey, Buffalo
Mar. 5: T Ryan Young, Dallas
Mar. 14: LB Keith Mitchell, Jacksonville
Mar. 28: G Cameron Spikes, Arizona

2004 TEXANS IN FREE AGENCY

Players Signed:

Mar. 3: DE Gary Walker, Houston
Mar. 4: DT Robaire Smith, Tennessee;
T Todd Wade, Miami;
G/C Todd Washington, Houston
Mar. 11: CB Jason Simmons, Houston
Mar. 16: LB DaShon Polk, Buffalo
Mar. 22: TE Mark Bruener, Pittsburgh;
DE Corey Sears, Houston
Mar. 23: TE Jabari Holloway, Houston (restricted)
Mar. 30: FS Pat Dennis, Houston

Apr. 19: FB Moran Norris, Houston (restricted)
Apr. 20: CB Darrick Vaughn, Houston (restricted)
Apr. 22: CB Jason Bell, Houston (restricted)
Apr. 28: DE Jerry Deloach, Houston (restricted)

Players Lost:

Mar. 4: FB Greg Comella, Tampa Bay; LB Steve
Foley, San Diego
Mar. 6: DT Steve Martin, Minnesota
Mar. 10: QB Mike Quinn, Denver
Apr. 20: T Greg Randall, San Francisco

TEXANS FREE AGENCY HISTORY

2005 TEXANS IN FREE AGENCY

Players Signed:

Mar. 3: LB Morlon Greenwood, Miami;
DT Seth Payne, Houston
Mar. 5: CB Jason Bell, Houston;
FB Moran Norris, Houston
Mar. 9: CB Lewis Sanders, Cleveland;
DE Corey Sears, Houston;
CB Jason Simmons, Houston
Mar. 10: DE Jerry Deloach, Houston
Mar. 17: QB Tony Banks, Houston;
LB Frank Chamberlin, Cincinnati
Mar. 23: T Garrick Jones, Houston (restricted)
Apr. 11: WR Corey Bradford, Houston;
RB Jonathan Wells, Houston

Apr. 12: LB Troy Evans, Houston (restricted)
Apr. 15: G Milford Brown, Houston (restricted)
Apr. 18: KR Reggie Swinton, Detroit
May 3: LB Zeke Moreno, San Diego
May 13: T Victor Riley, New Orleans
May 18: TE Marcellus Rivers, N.Y. Giants
June 8: WR Kevin Kasper, New England

Players Lost:

Mar. 10: FS Marlon McCree, Carolina
Mar. 31: CB Kenny Wright, Jacksonville
June 7: T Marcus Spears, Cleveland

2006 TEXANS IN FREE AGENCY

Players Signed:

Mar. 11: FB Jameel Cook, Tampa Bay
Mar. 12: QB Sage Rosenfels, Miami;
DE Anthony Weaver, Baltimore
Mar. 14: CB Chris McKenzie, Houston;
P Filip Filipovic, Philadelphia
Mar. 19: WR Kevin Walter, Cincinnati (restricted)
Mar. 21: TE Jeb Putzier, Denver
Mar. 23: LB Shantee Orr, Houston;
LB Frank Chamberlin, Houston; LB DaShon
Polk, Houston; SS Ramon Walker, Houston
Mar. 24: LB Sam Cowart, Minnesota;
C Mike Flanagan, Green Bay;
LB Troy Evans, Houston
Mar. 27: DE N.D. Kalu, Philadelphia
Mar. 31: G David Loverne, Detroit
Apr. 4: LB Wali Rainer, Detroit;

WR Jake Schifino, New England
Apr. 10: TE Ben Steele; WR Chris Doering;
FS Michael Stone, New England
Apr. 26: T Brad Bedell, Green Bay
Apr. 27: T Seth Wand, Houston (restricted)
May 8: RB Antowain Smith, New Orleans;
T Ephraim Salaam, Jacksonville

Players Lost:

Mar. 13: CB Jason Bell, N.Y. Giants;
WR Corey Bradford, Detroit
Mar. 16: WR Jabar Gaffney, Philadelphia
Mar. 24: G Tyson Walter, Washington
May 6: RB Tony Hollings, Chicago
May 10: TE Marcellus Rivers, Oakland

2007 TEXANS IN FREE AGENCY

Players Signed:

Mar. 5: RB Ahman Green, Green Bay;
DB Roc Alexander, Houston;
DE N.D. Kalu, Houston;
T Ephraim Salaam, Houston
Mar. 7: LB Danny Clark, New Orleans Saints
Mar. 8: P Chad Stanley, Houston
Mar. 9: T Jordan Black, Kansas City
Mar. 12: TE Mark Bruener, Houston
Mar. 15: DT Jeff Zgonina, Miami
Mar. 21: LB Shawn Barber, Philadelphia
Mar. 23: RB Ron Dayne, Houston
Mar. 26: FB Vonta Leach, Houston

Apr. 3: CB Von Hutchins, Houston
Apr. 5: CB Jamar Fletcher, Detroit
Apr. 12: WR André Davis, Buffalo
Apr. 20: LB Shantee Orr, Houston
Apr. 23: LB Charlie Anderson, Houston
Apr. 27: SS Glenn Earl, Houston

Players Lost:

Mar. 3: DE Antwan Peek, Cleveland
Mar. 7: CB Lewis Sanders, Atlanta
Apr. 6: QB David Carr, Carolina
Apr. 10: LB Troy Evans, New Orleans
Apr. 13: SS Michael Stone, New York Giants

TEXANS FREE AGENCY HISTORY

2008 TEXANS IN FREE AGENCY

Players Signed:

Mar. 1: WR André Davis, Houston;
CB Jacques Reeves, Dallas
Mar. 3: LB Kevin Bentley, Seattle
Mar. 7: SS Glenn Earl, Houston
Mar. 10: TE Mark Bruener, Houston
Mar. 14: LB Chaun Thompson, Cleveland
Mar. 20: RB Chris Brown, Tennessee;
S Will Demps, Houston;
DT N.D. Kalu, Houston
Mar. 24: QB Quinn Gray, Jacksonville;
P Matt Turk, Houston
Mar. 27: RB Chris Taylor, Houston;
WR Harry Williams, Houston;
CB Nick Ferguson, Denver

Apr. 26: TE Joel Dreessen, Houston
May 10: G Fred Weary, Houston
May 19: CB Jimmy Williams, San Francisco;
TE Ryan Krause, Green Bay
May 22: WR Tim Carter, Cleveland;
WR Mark Simmons, San Diego
June 16: DE Roosevelt Colvin, New England

Players Lost:

Mar. 1: LB Charlie Anderson, Miami
Mar. 2: S Von Hutchins, Atlanta
Mar. 4: TE Jeb Putzier, Seattle
Mar. 13: LB Danny Clark, New York Giants
Mar. 20: S Michael Boulware, Minnesota
Apr. 4: WR/KR Jerome Mathis, Washington

2009 TEXANS IN FREE AGENCY

Players Signed:

Feb. 27: DE Stanley McClover, Houston;
C Chris White, Houston;
FS Eugene Wilson, Houston
Mar. 1: DE Antonio Smith, Arizona;
QB Dan Orlovsky, Detroit
Mar. 4: TE Joel Dreessen, Houston
Mar. 12: S Nick Ferguson, Houston
Mar. 13: WR David Anderson, Houston
Mar. 30: DT Shaun Cody, Detroit

Apr. 6: LB Cato June, Tampa Bay
Apr. 7: T Rashad Butler, Houston;
LB Buster Davis, Indianapolis

Players Lost:

Mar. 4: SS C.C. Brown, New York Giants
Apr. 2: CB DeMarcus Faggins, Tennessee

2010 TEXANS IN FREE AGENCY

Players Signed:

Jan. 11: QB John David Booty, Minnesota
Mar. 8: P Matt Turk, Houston;
WR Kevin Walter, Houston
Mar. 16: G Wade Smith, Kansas City
Mar. 26: DE Tim Bulman, Houston
Mar. 31: LB DeMeco Ryans, Houston
Apr. 2: SS Bernard Pollard, Houston
Apr. 6: RB Ryan Moats, Houston
Apr. 7: K Neil Rackers, Arizona
Apr. 14: T Rashad Butler, Houston;
C Chris White, Houston

Apr. 26: TE Michael Gaines, Cleveland
Apr. 29: LS Jon Weeks
May 12: LB Danny Clark, New York Giants
June 11: TE Owen Daniels, Houston
June 16: TE Derek Fine, Buffalo
June 17: FB Justin Griffith, Seattle;
WR Bobby Williams, Minnesota

Players Lost:

Mar. 5: CB Dunta Robinson, Atlanta
Mar. 17: QB Rex Grossman, Washington



TABLE OF CONTENTS

TEXANS IN PRIME TIME

Year	Date	Opponent	Network	Result	Attendance
2002	Sunday, Sept. 8	Dallas	ESPN	W, 19-10	69,604
2004	Sunday, Nov. 21	Green Bay	ESPN	L, 16-13	70,769
2005	Sunday, Oct. 16	@Seattle	ESPN	L, 42-10	66,196
2005	Sunday, Nov. 20	Kansas City	ESPN	L, 45-17	70,481
2007	Thursday, Dec. 13	Denver	NFL Network	W, 31-13	70,747
2008	Monday, Dec. 1	Jacksonville	ESPN	W, 30-17	70,809
2009	Monday, Nov. 23	Tennessee	ESPN	L, 20-17	71,153



TEXANS IN OVERTIME

The Texans have appeared in six overtime games with a record of 0-6.

November 23, 2003 at Reliant Stadium

New England	23	Game winner- K Adam Viniteri's 28-yard FG
Houston	20	

October 10, 2004 at Reliant Stadium

Minnesota	34	Game winner- WR Marcus Robinson's 50-yard TD reception
Houston	28	

November 27, 2005 at Reliant Stadium

St. Louis	33	Game winner- WR Kevin Curtis' 56-yard TD reception
Houston	27	

January 1, 2006 at Monster Park

San Francisco	20	Game winner- K Joe Nedney's 33-yard FG
Houston	17	

December 10, 2006 at Reliant Stadium

Tennessee	26	Game winner- QB Vince Young's 39-yard TD run
Houston	20	

September 28, 2008 at Jacksonville Municipal Stadium

Jacksonville	30	Game winner- K Josh Scobee's 37-yard FG
Houston	27	



HOUSTONTEXANS.COM

ALL-TIME AWARDS & HONORS

NFL Pro Bowl

- 2003: CB Aaron Glenn (3rd overall selection)
DE Gary Walker (2nd overall selection)
- 2005: WR Andre Johnson (1st selection)
- 2006: WR Jerome Mathis (1st selection)
- 2007: WR Andre Johnson (2nd selection)
- 2008: LB DeMeco Ryans (1st selection)
- 2009: WR Andre Johnson (3rd selection)
DE Mario Williams (1st selection)
TE Owen Daniels (1st selection)
- 2010: LB Brian Cushing (1st selection)
WR Andre Johnson (4th selection)
LB DeMeco Ryans (2nd selection)
QB Matt Schaub (1st selection)
DE Mario Williams (2nd selection)

NFL Pro Bowl Most Valuable Player

- 2010: QB Matt Schaub

Associated Press First Team

- 2005: KR Jerome Mathis
- 2008: WR Andre Johnson
- 2009: WR Andre Johnson

Associated Press Second Team

- 2007: LB DeMeco Ryans
DE Mario Williams
- 2009: LB Brian Cushing

Associated Press Rookie of the Year

- 2006: LB DeMeco Ryans (Defensive)
- 2009: LB Brian Cushing (Defensive)

Associated Press NFL Player of the Week

- 2007: DE Mario Williams (Sept. 9)
Kris Brown (Oct. 7)
- 2008: WR Andre Johnson (Oct. 26)

AFC Player of the Month

- 2002: P Chad Stanley (Special Teams, Sept.)
- 2003: CB Marcus Coleman (Defense, Sept.)
- 2008: WR Andre Johnson (Offense, Oct.)

NFL Player of the Month

- 2007: WR/KR André Davis (Special Teams, Dec.)

AFC Player of the Week

- 2002: CB Aaron Glenn (Defense, Dec. 8)
WR Avion Black (Special Teams, Dec. 15)
- 2003: P Chad Stanley (Special Teams, Nov. 2)
- 2004: K Kris Brown (Special Teams, Sept. 26)
- 2005: WR Jerome Mathis (Special Teams, Oct. 30)
- 2006: WR Andre Johnson (Offense, Oct. 1)
LB DeMeco Ryans (Defense, Dec. 3)
K Kris Brown (Special Teams, Dec. 24)
- 2007: DE Mario Williams (Defense, Sept. 9)
K Kris Brown (Special Teams, Oct. 7)
WR André Davis (Special Teams, Dec. 9)
DE Mario Williams (Defense, Dec. 13)
- 2008: WR Jacoby Jones (Special Teams, Oct. 12)
WR Jacoby Jones (Special Teams, Oct. 26)
QB Matt Schaub (Offense, Dec. 7)
RB Steve Slaton (Offense, Dec. 1)
- 2009: QB Matt Schaub (Offense, Sept. 20)
WR Jacoby Jones (Special Teams, Oct. 4)
LB Brian Cushing (Defense, Oct. 18)
LB Brian Cushing (Defense, Nov. 1)

NFL Rookie of the Week

- 2003: WR Andre Johnson (Sept. 28)
RB Domanick Williams (Oct. 19)
RB Domanick Williams (Oct. 26)
RB Domanick Williams (Nov. 2)
RB Domanick Williams (Nov. 9)
WR Andre Johnson (Nov. 16)
RB Domanick Williams (Nov. 30)

NFL Rookie of the Month

- 2003: RB Domanick Williams (Oct.)
- 2006: LB DeMeco Ryans (Dec.)
- 2007: DT Amobi Okoye (Sept.)
- 2008: RB Steve Slaton (Dec.)
- 2009: LB Brian Cushing (Nov.)
LB Brian Cushing (Dec.)

NFL Rookie of the Year

- 2003: RB Domanick Williams

NFL Coach of the Week

- 2002: Dom Capers (Sept. 8)
- 2003: Dom Capers (Sept. 28)



ALL-TIME AWARDS & HONORS

NFL Alumni Player of the Year

- 2005: KR Jerome Mathis (Kick Returner)
- 2006: WR Andre Johnson (Wide Receiver)
- 2007: DE Mario Williams (Defensive Lineman)
- 2008: WR Andre Johnson (Wide Receiver)
- 2009: WR Andre Johnson (Wide Receiver)

NFL Players Association's Rookie of the Week

- 2008: RB Steve Slaton (Oct. 5)

College & Pro Football Newsweekly All-Pro

- 2002: CB Aaron Glenn

ESPN.com All-Pro

- 2003: P Chad Stanley
- 2008: WR Andre Johnson

ESPN.com All-Rookie

- 2004: CB Dunta Robinson

Football Digest All-Pro

- 2002: CB Aaron Glenn (second team)
- 2004: WR Andre Johnson (second team)

KFFL All-Rookie Team

- 2003: RB Domanick Williams
- WR Andre Johnson

Mickey Herskowitz Award

- 2004: QB David Carr
- 2005: CB Dunta Robinson
- 2006: DE N.D. Kalu
- 2007: LT Ephraim Salaam
- 2008: WR Andre Johnson

Pro Football Weekly/PFWA All-Pro

- 2005: KR Jerome Mathis
- 2008: WR Andre Johnson
- 2009: WR Andre Johnson
- LB Brian Cushing

Pro Football Weekly All-AFC

- 2002: CB Aaron Glenn
- DE Gary Walker
- 2005: KR Jerome Mathis

Pro Football Weekly All-Rookie

- 2002: QB David Carr
- 2003: RB Domanick Davis
- WR Andre Johnson
- 2005: KR Jerome Mathis
- 2006: TE Owen Daniels
- LB DeMeco Ryans
- 2007: DT Amobi Okoye
- 2008: LB Xavier Adibi
- 2009: LB Brian Cushing

Pro Football Weekly Rookie of the Year

- 2004: CB Dunta Robinson (Defense)
- 2006: LB DeMeco Ryans (Defense)
- 2009: LB Brian Cushing (Defense)

Sports Illustrated All-Pro Team

- 2005: KR Jerome Mathis
- 2008: WR Andre Johnson

The Sporting News All-Rookie Team

- 2008: LB Xavier Adibi
- 2009: LB Brian Cushing

The Sporting News All-Pro

- 2002: CB Aaron Glenn
- 2005: KR Jerome Mathis
- 2008: DE Mario Williams
- WR Andre Johnson
- 2009: WR Andre Johnson

CNN/SI Peter King's Player of the Week

- 2008: QB Matt Schaub (Offense, Dec. 7)
- WR Jacoby Jones (Special Teams, Oct. 26)
- WR Andre Johnson (Offense, Dec. 14)

Touchdown Club Player of the Year

- 2004: WR Andre Johnson
- 2005: RB Domanick Davis
- 2006: WR Andre Johnson
- 2007: LB DeMeco Ryans
- 2008: WR Andre Johnson

ALL-TIME AWARDS & HONORS

USA Today All-Joe Team

- 2002: DT Seth Payne
- 2003: T Chester Pitts
DE Corey Sears
- 2004: G Chester Pitts
P Chad Stanley
- 2005: RB Jonathan Wells
- 2006: DE Anthony Weaver
- 2007: LB Morlon Greenwood
CB Von Hutchins
T Eric Winston
- 2008: FB Vonta Leach
CB Antwaun Molden
WR Kevin Walter
G Mike Brisiel
- 2009: SS Bernard Pollard

Houston Texans MVP

- 2005: RB Domanick Williams
- 2006: WR Andre Johnson
- 2007: LB DeMeco Ryans
- 2008: WR Andre Johnson
- 2009: WR Andre Johnson

Houston Texans Rookie of the Year

- 2004: CB Dunta Robinson
- 2005: WR Jerome Mathis
- 2006: LB DeMeco Ryans
- 2007: CB Fred Bennett
- 2008: RB Steve Slaton
- 2009: LB Brian Cushing

Mark Bruener Award

- 2004: DT Seth Payne
- 2005: TE Mark Bruener
- 2006: TE Mark Bruener
- 2007: TE Mark Bruener
- 2008: TE Mark Bruener
- 2009: LB DeMeco Ryans

* Known as the Spirit of the Bull Award prior to 2009.

Ed Block Courage Award

- 2002: CB Jason Bell
- 2003: CB Aaron Glenn
- 2004: DT Seth Payne
- 2005: WR Jabar Gaffney
- 2006: LB Kailee Wong
- 2007: DE Anthony Weaver
- 2008: WR Harry Williams
- 2009: LB Zac Diles

TEXANS DRAFT HISTORY

TEXANS NFL DRAFT SELECTIONS

2002

- Round 1: QB **David Carr** (Fresno State, first overall)
Round 2: WR **Jabar Gaffney** (Florida, 33);
G/T **Chester Pitts** (San Diego State, 50)
Round 3: G **Fred Weary** (Tennessee, 66);
DT **Charles Hill** (Maryland, 83)
Round 4: RB **Jonathan Wells** (Ohio State, 99)
Round 5: FB **Jarrold Baxter** (New Mexico, 136);
FS **Ramon Walker** (Pittsburgh, 153)
Round 6: CB **DeMarcus Faggins** (Kansas State, 173);
DT Howard Green (LSU, 190)
Round 7: LB Greg White (Minnesota, 229);
DT Ahmad Miller (UNLV, 261)

Supplemental Draft

- Round 6: G **Milford Brown** (Florida State)

2003

- Round 1: WR **Andre Johnson** (Miami, third overall)
Round 2: TE Bennie Joppru (Michigan, 41)
Round 3: LB **Antwan Peek** (Cincinnati, 67); T Seth
Wand (N.W. Missouri State, 75);
QB **Dave Ragone** (Louisville, 88)
Round 4: RB **Domanick Davis** (LSU, 104)
Round 6: QB Drew Henson (Michigan, 192);
DT Keith Wright (Missouri, 214)
Round 7: SS **Curry Burns** (Louisville, 217);
LS Chance Pearce (Texas A&M, 233)

Supplemental Draft

- Round 2: RB **Tony Hollings** (Georgia Tech)

2004

- Round 1: CB **Dunta Robinson** (South Carolina, 10th
overall);
LB **Jason Babin** (Western Michigan, 27)
Round 2: Traded to Tennessee
Round 3: Traded to Tennessee
Round 4: SS **Glenn Earl** (Notre Dame, 122)
Round 6: CB Vontez Duff (Notre Dame, 170);
FS Jammal Lord (Nebraska, 175);
LB **Charlie Anderson** (Mississippi, 200)
Round 7: LB Raheem Orr (Rutgers, 210);
WR Sloan Thomas (Texas, 211);
QB **B.J. Symons** (Texas Tech, 248)

2005

- Round 1: DT **Travis Johnson** (Florida State, 16th
overall)
Round 2: Traded to Oakland for CB Phillip Buchanan
Round 3: RB **Vernand Moroney** (Oklahoma State, 73)
Round 4: WR **Jerome Mathis** (Hampton, 114)
Round 5: C **Drew Hodgdon** (Arizona State, 151)
Round 6: SS **C.C. Brown** (La.-Lafayette, 188)
Round 7: LB **Kenneth Pettway** (Grambling State, 227)

2006

- Round 1: DE **Mario Williams** (N. C. State, first overall)
Round 2: LB **DeMeco Ryans** (Alabama, 33)
Round 3: T **Charles Spencer** (Pittsburgh, 65);
T **Eric Winston** (Miami, 66)
Round 4: TE **Owen Daniels** (Wisconsin, 98)
Round 5: Traded to Buffalo for WR Eric Moulds
Round 6: RB **Wali Lundy** (Virginia, 170)
Round 7: WR **David Anderson** (Colorado State, 251)

2007

- Round 1: DT **Amobi Okoye** (Louisville, 10th overall)
Round 2: Traded to Atlanta for QB Matt Schaub
Round 3: WR **Jacoby Jones** (Lane (TN) College, 73)
Round 4: CB **Fred Bennett** (South Carolina, 123)
Round 5: S Brandon Harrison (Stanford, 144);
T **Brandon Frye** (Virginia Tech, 163)
Round 6: G **Kasey Studdard** (Texas, 183)
Round 7: LB **Zac Diles** (Kansas State, 218)

2008

- Round 1: T **Duane Brown** (Virginia Tech, 26th overall)
Round 2: Traded to Atlanta for QB Matt Schaub
Round 3: CB **Antwaun Molden** (Eastern Kentucky, 79);
RB **Steve Slaton** (West Virginia, 89)
Round 4: LB **Xavier Adibi** (Virginia Tech, 118)
Round 5: DT **Frank Okam** (Texas, 151)
Round 6: S **Dominique Barber** (Minnesota, 173)
Round 7: QB Alex Brink (Washington State, 223)

2009

- Round 1: LB **Brian Cushing** (USC, 15th overall)
Round 2: DE **Connor Barwin** (Cincinnati, 46)
Round 3: C **Antoine Caldwell** (Alabama, 77)
Round 4: CB **Glover Quin** (New Mexico, 112);
TE **Anthony Hill** (122)
Round 5: TE **James Casey** (Rice, 152)
Round 6: CB **Brice McCain** (Utah, 188)
Round 7: S Troy Nolan (Arizona State, 223)

2009

- Round 1: CB Kareem Jackson (Alabama, 20th overall)
Round 2: RB Ben Tate (Auburn, 58)
Round 3: DT Earl Mitchell (Arizona, 81)
Round 4: LB Darryl Sharpton (Miami, 102)
TE Garrett Graham (Wisconsin, 118)
Round 5: CB Sherrick McManis (Northwestern, 144)
Round 6: G Shelley Smith (Colorado State, 187)
WR Trindon Holliday (LSU, 197)
Round 7: WR Dorin Dickerson (Pittsburgh, 227)

Bold indicates made active roster that season

2002 SEASON-IN-REVIEW

TEXANS WRAP UP FIRST SEASON WITH 4-12 RECORD

Texans end Inaugural Season tied for second-most wins by an NFL expansion team.

The Houston Texans ended their first season with a 4-12 record, tying the mark for second-most wins by an expansion team (Jacksonville 1995). Two of those wins were on the road (Jacksonville, Pittsburgh) and two were against eventual playoff teams (Steelers, Giants). Overall, the Texans played 11 games against teams with a record of .500 or better and played eight games against playoff teams.

The Texans proved to be a tough opponent, thanks in large part to a veteran-laden defense that ranked 16th in the NFL in total defense and produced two Pro Bowl starters in cornerback Aaron Glenn and defensive end Gary Walker. In addition, five defensive players set new career-highs in tackles.

"We've got more veterans on defense, more guys that have played and understand the fine line between a winning performance and a losing performance," said head coach Dom Capers. "You'd like to win more games, but having been through this process before, I understand it's a step-by-step process. I'm proud of the way this team has hung together. I think we have a good core to build from and move forward.

One of those players was first round draft choice David Carr, who was one of three quarterbacks in the NFL this season to take every snap. "I have learned a lot," said Carr. "I had a lot of fun - I always have fun playing ball. I wouldn't change anything that happened this year. It is all going to be positive when I look back at it later in my career because I am going to learn from every experience that I had, especially when I have a chance to go back and watch all these games again."



PRESEASON

Mon., Aug. 5	vs. NY Giants	L	17-34
Sat., Aug. 10	at New Orleans	W	13-10
Sat., Aug. 17	at Kansas City	L	9-19
Sat., Aug. 24	MIAMI	L	3-24
Fri., Aug. 30	TAMPA BAY	L	13-17

REGULAR SEASON

Sun., Sept. 8	DALLAS	W	19-10
Sun., Sept. 15	at San Diego	L	3-24
Sun., Sept. 22	INDIANAPOLIS	L	3-23
Sun., Sept. 29	at Philadelphia	L	17-35
Sun., Oct. 6	Open Date		
Sun., Oct. 13	BUFFALO	L	24-31
Sun., Oct. 20	at Cleveland	L	17-34
Sun., Oct. 27	at Jacksonville	W	21-19
Sun., Nov. 3	CINCINNATI	L	3-38
Sun., Nov. 10	at Tennessee	L	10-17
Sun., Nov. 17	JACKSONVILLE	L	21-24
Sun., Nov. 24	NY GIANTS	W	16-14
Sun., Dec. 1	at Indianapolis	L	3-19
Sun., Dec. 8	at Pittsburgh	W	24-6
Sun., Dec. 15	BALTIMORE	L	19-23
Sun., Dec. 22	at Washington	L	10-26
Sun., Dec. 29	TENNESSEE	L	3-13



HOUSTONTEXANS.COM

2002 SEASON-IN-REVIEW

WON-4	LOST-12		
9/08 W	19-10	DALLAS	69,604*
9/15 L	3-24	at San Diego	56,098
9/22 L	3-23	INDIANAPOLIS	69,204*
9/29 L	17-35	at Philadelphia	64,867*
10/13 L	24-31	BUFFALO	70,120*
10/20 L	17-34	at Cleveland	73,248*
10/27 W	21-19	at Jacksonville	53,721
11/03 L	3-38	CINCINNATI	69,827*
11/10 L	10-17	at Tennessee	68,804*
11/17 L	21-24	JACKSONVILLE	69,711*
11/24 W	16-14	NEW YORK GIANTS	70,054*
12/01 L	3-19	at Indianapolis	56,820*
12/08 W	24-6	at Pittsburgh	58,551*
12/15 L	19-23	BALTIMORE	70,108*
12/22 L	10-26	at Washington	70,291
12/29 L	3-13	TENNESSEE	70,694*

	Texans	Opp.
TOTAL FIRST DOWNS	208	291
Rushing	59	116
Passing	119	155
Penalty	30	20
3rd Down: Made / Att.	59/229	83/234
3rd Down Pct.	25.8	35.5
4th Down: Made / Att.	5/14	6/12
4th Down Pct.	35.7	50.0
TIME OF POSSESSION	28:06	31:54
TOTAL NET YARDS	3572	5230
Avg. Per Game	223.3	326.9
Total Plays	947	1056
Avg. Per Play	3.8	5.0
NET YARDS RUSHING	1347	2089
Avg. Per Game	84.2	130.6
Total Rushes	424	509
Avg. Per Play	3.2	4.1
NET YARDS PASSING	2225	3141
Avg. Per Game	139.1	196.3
Sacked / Yards Lost	76/411	35/237
Gross Yards	2636	3378
Att. / Completions	447/235	512/281
Completion Pct.	52.6	54.9
Had Intercepted	15	10
PUNTS / AVERAGE	116/40.7	98/39.7
NET PUNTING AVG.	116/36.8	98/33.1
PENALTIES / YARDS	136/1011	102/955
FUMBLES / BALL LOST	34/14	23/11
TOUCHDOWNS	22	40
Rushing	6	14
Passing	11	23
Returns	5	3

SCORE BY PERIODS	1	2	3	4	OT	Total
TEXANS	37	56	51	69	0	213
OPPONENTS	74	114	66	102	0	356

SCORING	TD	Ru	Pa	Rt	PAT	FG	SAF	TP
K. Brown	0	0	0	0	20/20	17/24	0	71
Bradford	6	0	6	0	0	0	0	36
Carr	3	3	0	0	0	0	0	18
Miller	3	0	3	0	0	0	0	18
Wells	3	3	0	0	0	0	0	18
Glenn	2	0	0	2a	0	0	0	12
Gaffney	1	0	1	0	0	0	0	8
Baxter	1	0	1	0	0	0	0	6
Black	1	0	0	1c	0	0	0	6
Williams	1	0	0	1d	0	0	0	6
Wright	1	0	0	1b	0	0	0	6
Allen	0	0	0	0	0	0	0	2
McClain	0	0	0	0	0	0	0	2
Payne	0	0	0	0	0	0	0	2
TEXANS	22	6	11	5	20/20	17/24	3	213
OPP.	40	14	23	3*	38/38	24/34	2	356

* - Fumble recovery by Raylee Johnson (9/15 at SD)
 Kickoff return by Andre Davis, 95 yards (10/20 at CLEV)
 Interception return by Artrell Hawkins, 102 yards (11/3 at HOU)
 a - Interception returns of 70 and 65 yards (12/8 at PIT)
 b - Fumble recovery of 40 yards (12/8 at PIT)
 c - Punt return of 76 yards (12/15 vs. BALT)
 d - Recovery of blocked punt (12/22 at WASH)

PASSING	Att	Comp	Yds	Cmp%	Yds/Att	TD	TD%	Int	Int%	Long	Sack/Lost	Rating
Carr	444	233	2592	52.5	5.84	9	2.0	15	3.4	81	76/411	62.8
Allen	2	1	5	50.0	2.50	1	50.0	0	0.0	5t	0/0	95.8
Gaffney	1	1	39	100.0	39.00	1	100.0	0	0.0	39t	0/0	158.3
TEXANS	447	235	2636	52.6	5.90	11	2.5	15	3.4	81	76/411	64.7
OPPONENTS	512	281	3378	54.9	6.60	23	4.5	10	2.0	57t	35/237	82.1

RUSHING	No.	Yds	Avg	Long
TD				
Wells	197	529	2.7	37
Allen	155	519	3.3	32
Carr	59	282	4.8	20
Baxter	7	14	2.0	6
J. Lewis	3	8	2.7	5
Stanley	1	6	6.0	6
Bradford	2	-11	-5.5	0
TEXANS	424	1347	3.2	37
OPPONENTS	509	2089	4.1	70

RECEIVING	No.	Yds	Avg	Long	TD
B. Miller	51	613	12.0	42	3
Allen	47	302	6.4	21	0
Bradford	45	697	15.5	81	6
Gaffney	41	483	11.8	27	1
Dawson	21	286	13.6	28	0
Wells	9	48	5.3	9	0
Holloway	7	73	10.4	24	0
Black	6	52	8.7	14	0
Baxter	5	33	6.6	14	1
J. Lewis	2	41	20.5	33	0
Harris	1	8	8.0	8	0
TEXANS	235	2636	11.2	81	11
OPPONENTS	281	3378	12.0	57t	23

INTERCEPTIONS	No.	Yds	Avg	Long	TD
Glenn	5	181	36.2	70t	2
E. Brown	2	7	3.5	7	0
Coleman	1	0	0.0	0	0
Posey	1	0	0.0	0	0
Stevens	1	0	0.0	0	0
TEXANS	10	188	18.8	70t	2
OPPONENTS	15	277	18.5	102t	1

PUNTING	No.	Yds	Avg	Net	TB	In	Ln	B
Stanley	114	4720	41.4	36.8	6	36	62	2
TEXANS	116	4720	40.7	36.8	6	36	62	2
OPPONENTS	98	3892	39.7	33.1	7	27	63	1

PUNT RETURNS	Ret	FC	Yds	Avg	Long	TD
J. Lewis	36	17	280	7.8	48	0
Black	14	3	188	13.4	76t	1
Gaffney	3	0	-3	-1.0	1	0
Glenn	0	0	47	---	47	0
TEXANS	53	20	512	9.7	76t	1
OPPONENTS	58	34	328	5.7	46	0

KICKOFF RETURNS	No	Yds	Avg	Long	TD
J. Lewis	46	961	20.9	45	0
Black	24	529	22.0	49	0
Hill	2	0	0.0	0	0
Norris	2	11	5.5	10	0
Baxter	1	19	19.0	19	0
Murphy	1	0	0.0	0	0
Sears	1	9	9.0	9	0
TEXANS	77	1529	19.9	49	0
OPPONENTS	52	1156	22.2	95t	1

FIELD GOALS	1-19	20-29	30-39	40-49	50+
K. Brown	0/1	3/3	1/1	11/14	2/5
TEXANS	0/1	3/3	1/1	11/14	2/5
OPPONENTS	0/0	10/10	9/11	5/12	0/1

K. Brown: (42G) (45G) (54N, 24G) (48G) (26G) (40N, 47G) (45N, 43G, 45G) (23G, 46N, 53N) (51G) (1) (40G, 50G) (34G) (43G) (41G) (46G) (50N, 19N, 42G)
 OPPONENTS: (33G, 42N) (36G) (26G, 39G, 47N, 37G) (25G, 41G) (33G) (35G, 43G) (50N, 35N, 34G) (25G) (49N, 24G) (22G, 40N) (33N) (31G, 46G) (40G, 31G, 43N) (22G, 22G, 47G) (48N, 46N, 23G) (28G, 26G)



2002 SEASON-IN-REVIEW

Defensive Statistics

Based on Coaches Film Review

TACKLES	Solo	Asst	Total	Sck/ Yrds	QB Press	INT/ Yards	Pass Def.	Foreced Fumbles	Fumble Recovery
Foreman, Jay	110	83	193		3		4	1	
Sharper, Jamie	91	87	178	5.5/27	8		5	2	3
Payne, Seth	57	90	147	1/4	11				
Stevens, Matt	47	70	117			1/0			
Walker, Gary	46	69	115	6.5/33	42			1	1
Deloach, Jerry	30	73	103	1/10	11				
Brown, Eric	52	43	95	0.5/3	1	2/7	7	1	
Coleman, Marcus	56	34	90			1/0	30		2
Wong, Kailee	44	45	89	5.5/22	27		2	1	
Glenn, Aaron	45	27	72	1/10	1	5/181	16		
Posey, Jeff	43	28	71	8/77	22	1/0	1	2	
Mitchell, Keith	25	23	48	1/7	4			1	
Sears, Corey	12	35	47	1/9	7				
Wright, Kenny	24	10	34	1/13	3		9		1
Williams, Kevin	13	9	22						
Simmons, Jason	9	5	14	1/10	4		2		1
Walker, Ramon	2	3	5						
Carter, Chris	1	3	4	1/9					
Hill, Charles	0	3	3						
Dennis, Pat	0	1	1						
Flowers, Erik	1	0	1				1		
Bell, Jason	0	0	0				2		
McClain, Jimmy	0	0	0						
TEAM	0	0	0	1/3					
Total	708	741	1449	35/237	144	10/188	79	9	8

Special Teams Statistics

SPECIAL TEAMS	Solo	Asst	Total	Punt	Forced Fumbles	Fumble Recovery
Bell, Jason	14	2	16			1
Evans, Troy	10	4	14			1
Simmons, Jason	2	2	14		1	
Carter, Chris	9	3	12			
Foreman, Jay	9	1	10			
Murphy, Frank	8	1	9			
Walker, Ramon	7	2	9		1	
McClain, Jimmy	4	4	8	1		
Wright, Kenny	5	3	8			
Williams, Kevin	7	0	7			
Flowers, Erik	5	1	6			
Norris, Moran	2	4	6			
Posey, Jeff	6	0	6			
Brown, Eric	2	3	5			
Dennis, Pat	3	2	5			
Lamar, Jason	4	1	5			
McDermott, Sean	3	2	5			
Coleman, Marcus	2	0	2			
Dawson, JaJuan	2	0	2			
Allen, James	1	0	1			
Black, Avion	1	0	1			
Bradford, Corey	1	0	1			
Miller, Billy	1	0	1			1
Stanley, Chad	1	0	1			
Stevens, Matt	1	0	1			
Total	110	35	155	1	2	3



HOUSTONTEXANS.COM

2002 SEASON-IN-REVIEW

GAME #1 TEXANS 19, COWBOYS 10 RELIANT STADIUM, SEPTEMBER 8, 2002 ATTENDANCE: 69,604

	1Q	2Q	3Q	4Q	OT	Final
DALLAS COWBOYS	0	3	7	0		10
HOUSTON TEXANS	7	3	0	9		19

TEXANS Miller 19 pass from Carr (K. Brown kick)
TEXANS K. Brown 42 FG
COWBOYS Cundiff 33 FG
COWBOYS Wiley 46 run (Cundiff kick)
TEXANS Bradford 65 pass from Carr (K. Brown kick)
TEXANS Q. Carter sacked by Payne for safety

	TEXANS	COWBOYS
First Downs	13	11
Total Net Yards	201	267
Net Yards Rushing	78	155
Net Yards Passing	123	112
(Att/Comp/Int)	22-10-1	30-13-1
Punts-Average	10-41.2	9-37.8
Fumbles-Lost	1-0	3-1
Sacks-Yards	3-19	6-22
Penalties-Yards	11-80	9-117
Time of Possession	33:55	26:05

RUSHING: TEXANS- Allen 19-56; Wells 9-18; Lewis 1-5; Baxter 2-1; Carr 2-(-2).
COWBOYS- E. Smith 17-67; Wiley 1-46 TD; Galloway 1-21; Hambrick 4-16; Carter 1-5.

PASSING: TEXANS- Carr 10-22, 145 yards, 1 INT, 2 TDs.
COWBOYS- Q. Carter 13-30, 131 yards, 1 INT.

RECEIVING: TEXANS- Bradford 4-99 TD; Allen 2-16; Miller 1-19 TD; Lewis 1-8; Wells 1-6; Gaffney 1-(-3).
COWBOYS- Galloway 6-69; Bryant 4-47; E. Smith 2-12; Hambrick 1-3.

SUMMARY

The Houston Texans won the first game in franchise history with a 19-10 victory over the Dallas Cowboys in Reliant Stadium. It marked the first time that an expansion club won their opening game since Minnesota defeated Chicago 37-13 in 1961. The Texans also became the first expansion team since New Orleans in 1967 to score on their first possession when QB David Carr hit TE Billy Miller on a 19-yard passing strike. Early in the second quarter, Texans LB Kailele Wong sacked Dallas QB Quincy Carter for an eight-yard loss, recording the first sack in Texans history. On the next play, CB Aaron Glenn intercepted Carter's pass at the Dallas 18 yard-line for the first interception in the Texans annals and 25th of Glenn's nine-year career. The turnover set up a K Kris Brown 42-yard field goal to put Houston ahead 10-0. A 33-yard field goal put Dallas on the board and made it 10-3 at halftime. Dallas evened the score at 10 in the third quarter. The Texans answered in the fourth when Carr lofted a pass to WR Corey Bradford who hauled it in for a 65-yard touchdown to put Houston ahead 17-10. DT Seth Payne sacked Carter in the end zone for a safety, sealing the Texans' historic win.

GAME #2 CHARGERS 24, TEXANS 3 QUALCOMM STADIUM, SEPTEMBER 15, 2002 ATTENDANCE: 56,098

	1Q	2Q	3Q	4Q	OT	Final
HOUSTON TEXANS	0	3	0	0		3
SAN DIEGO CHARGERS	14	3	0	7		24

CHARGERS Conway 35 pass from Brees (Christie kick)
CHARGERS Conway 3 run (Christie kick)
TEXANS K. Brown 45 FG
CHARGERS Christie 36 FG
CHARGERS R. Johnson fumble recovery in end zone (Christie kick)

	TEXANS	CHARGERS
First Downs	7	16
Total Net Yards	118	267
Net Yards Rushing	89	124
Net Yards Passing	29	143
(Att/Comp/Int)	25-6-2	28-15-1
Punts-Average	10-40.6	10-39.3
Fumbles-Lost	2-1	1-0
Sacks-Yards	9-58	2-20
Penalties-Yards	12-73	4-35
Time of Possession	27:36	32:24

RUSHING: TEXANS- Allen 13-51; Carr 3-27; Baxter 2-7; Wells 6-3; Lewis 1-1.
CHARGERS- Tomlinson 27-84; Dwight 1-20; Fletcher 3-10; Brees 3-7; Conway 1-3.

PASSING: TEXANS- Carr 6-25, 87 yards, 2 INT.
CHARGERS- Brees 15-28, 163 yards, 1 TD, 1 INT.

RECEIVING: TEXANS- Gaffney 2-37; Bradford 1-24; Dawson 1-14; Black 1-7; Allen 1-5.
CHARGERS- Conway 5-113; Fletcher 3-19; Alexander 3-3; Norman 2-18; Tomlinson 1-6; McCrary 1-4.

SUMMARY

The Texans (1-1) suffered the first loss in franchise history, falling to the San Diego Chargers 24-3 in Qualcomm Stadium. The Chargers took an early lead when QB Drew Brees hit WR Curtis Conway for a 35-yard TD pass on their first possession. After Chargers LB Junior Seau returned an interception to the Texans 6, Brees and Conway connected again three plays later on a three-yard reverse to give San Diego a 14-0 lead. Houston got on the board prior to halftime with a 45-yard K Kris Brown field goal. With three seconds remaining in the half, San Diego padded their lead as K Steve Christie nailed a 36-yard field goal to put the score at 17-3. Both the Chargers and Texans defensive units held strong to keep the third quarter scoreless. Early in the fourth quarter, San Diego put the game away when LB Ben Leber got past Texans TE Billy Miller to sack Carr in the end zone, causing the ball to come loose. Chargers DE Raylee Johnson recovered the fumble and San Diego took a three-touchdown lead that they would hold onto for the remainder of the game. Carr showed great toughness as he was sacked nine times by a relentless Charger defense but finished the game.



HOUSTONTEXANS.COM

2002 SEASON-IN-REVIEW

GAME #3
COLTS 23, TEXANS 3
RELIANT STADIUM, SEPTEMBER 22, 2002
ATTENDANCE: 69,204

	1Q	2Q	3Q	4Q	OT	Final
INDIANAPOLIS COLTS	7	6	0	10		23
HOUSTON TEXANS	0	0	3	0		3

COLTS Ismail 24 pass from Manning (Vanderjagt kick)
COLTS Vanderjagt 26 FG
COLTS Vanderjagt 39 FG
TEXANS K. Brown 24 FG
COLTS Wayne 43 pass from Manning (Vanderjagt kick)
COLTS Vanderjagt 37 FG

	TEXANS	COLTS
First Downs	10	16
Total Net Yards	204	339
Net Yards Rushing	126	88
Net Yards Passing	78	251
(Att/Comp/Int)	22-12-1	28-21-0
Punts-Average	7-40.1	3-43.0
Fumbles-Lost	1-1	2-2
Sacks-Yards	4-21	3-21
Penalties-Yards	9-67	4-45
Time of Possession	28:49	31:11

RUSHING: TEXANS- Wells 14-93; Allen 11-27; Carr 4-17; Bradford 1-(-11).

COLTS- James 25-88; Manning 2-0.

PASSING: TEXANS- Carr 12-22, 99 yards, 1 INT.

COLTS- Manning 21-28, 272 yards, 2 TDs.

RECEIVING: TEXANS- Dawson 3-32; Allen 3-25; Wells 2-14; Gaffney 2-8; Black 1-14; Bradford 1-6.

COLTS- Harrison 8-110; James 4-29; Wayne 3-53, TD; Q. Ismail 2-39, TD; Pollard 2-25; Wiggins 1-8; Davenport 1-8.

SUMMARY

The Texans (1-2) fell to the Indianapolis Colts 23-3 at Reliant Stadium. The game marked the first time in over thirty years that a Houston team took the field in an outdoor venue, with the retractable roof kept open. The last occasion was on December 16, 1967, when the Houston Oilers defeated the San Diego Chargers 24-17 in Rice Stadium. Indianapolis scored on its second drive when QB Peyton Manning tossed a 42-yard touchdown strike to WR Qadry Ismail. On the following Colts possession, LB Jay Foreman forced a fumble, which was recovered by CB Marcus Coleman. A Colts interception, though, set up a 26-yard K Mike Vanderjagt field goal to extend the lead to 10-0. Vanderjagt hit a 39-yarder to make it 13-0 at halftime. The Texans were able to put some points on the board in the third quarter thanks to a 24-yard K Kris Brown field goal to put the score at 13-3. Indianapolis added 10 fourth-quarter points to come away with the 20-point win. DT Gary Walker recovered a fumble in the third quarter, while rookie RB Jonathan Wells rushed for 93 yards and added 14 receiving.

GAME #4
EAGLES 35, TEXANS 17
VETERANS STADIUM, SEPTEMBER 29, 2002
ATTENDANCE: 64,867

	1Q	2Q	3Q	4Q	OT	Final
HOUSTON TEXANS	7	0	10	0		17
PHILADELPHIA EAGLES	3	17	8	7		35

TEXANS Bradford 23 pass from Carr (K. Brown kick)
EAGLES Akers 25 FG
EAGLES Staley 1 run (Akers kick)
EAGLES Staley 1 run (Akers kick)
EAGLES Akers 41 FG
EAGLES Dawkins 57 pass from Mitchell (McNabb-C. Lewis pass)
TEXANS Bradford 29 pass from Carr (K. Brown kick)
TEXANS K. Brown 48 FG
EAGLES Thrash 38 pass from McNabb (Akers kick)

	TEXANS	EAGLES
First Downs	12	21
Total Net Yards	242	391
Net Yards Rushing	91	102
Net Yards Passing	151	289
(Att/Comp/Int)	29-16-2	44-25-1
Punts-Average	7-42.6	4-42.8
Fumbles-Lost	2-1	4-2
Sacks-Yards	7-37	3-27
Penalties-Yards	11-83	4-32
Time of Possession	26:36	33:24

RUSHING: TEXANS- Allen 14-41; Wells 8-33; Carr 2-17.

EAGLES- Staley 12-33, 2 TDs; McNabb 7-23; Levens 5-20; Thrash 1-19; Westbrook 4-7.

PASSING: TEXANS- Carr 16-29, 188 yards, 2 TDs, 2 INTs.

EAGLES- McNabb 24-42, 259 yards, 1 TD, 1 INT; B. Mitchell 1-1, 57 yards, 1 TD; F. Mitchell 0-1, 0 yards.

RECEIVING: TEXANS- Bradford 7-97, 2 TDs; Gaffney 5-49; Miller 2-22; Allen 2-20.

EAGLES- Pinkston 6-70; C. Lewis 5-31; Staley 3-39; Martin 3-29; Thrash 2-45, TD; Levens 2-15; Dawkins 1-57, TD; Freeman 1-14; Thomason 1-13; Westbrook 1-3.

SUMMARY

After taking an early 7-0 lead, the Texans (1-3) lost to the Philadelphia Eagles 35-17 at Veterans Stadium. Texans QB David Carr hit WR Corey Bradford on Houston's second possession for a 23-yard touchdown pass to put Houston on top early. Philadelphia answered with 28 straight points over the next three quarters. The Texans finally answered when Carr found Bradford for a 29-yard touchdown to cut the deficit to 28-14 in the third. A fumble recovery by CB Marcus Coleman set up a 48-yard K Kris Brown field goal to put the score at 28-17. The Eagles sealed the win when McNabb hit his WR James Thrash on a 38-yard scoring strike with 4:52 remaining in the game to put the final score at 35-17.



HOUSTONTEXANS.COM

2002 SEASON-IN-REVIEW

GAME #5
BILLS 31, TEXANS 24
RELIANT STADIUM, OCTOBER 13, 2002
ATTENDANCE: 70,120

	1Q	2Q	3Q	4Q	OT	Final
BUFFALO BILLS	3	7	7	14		31
HOUSTON TEXANS	3	14	0	7		24

TEXANS K. Brown 26 FG
BILLS Hollis 33 FG
TEXANS Gaffney 26 pass from Carr (K. Brown kick)
TEXANS Carr 17 run (K. Brown kick)
BILLS Henry 1 run (Hollis kick)
BILLS Henry 23 run (Hollis kick)
TEXANS Miller 5 pass from Allen (K. Brown kick)
BILLS Moulds 23 pass from Bledsoe (Hollis kick)
BILLS Price 26 pass from Bledsoe (Hollis kick)

	TEXANS	BILLS
First Downs	18	25
Total Net Yards	338	403
Net Yards Rushing	141	173
Net Yards Passing	197	230
(Att/Comp/Int)	24-13-0	33-19-0
Punts-Average	5-46.6	4-45.0
Fumbles-Lost	1-0	3-1
Sacks-Yards	5-26	3-24
Penalties-Yards	11-75	13-128
Time of Possession	26:38	33:22

RUSHING: TEXANS- Wells 12-70; Carr 8-50, TD; Allen 8-21; Baxter 1-0.
BILLS- Henry 28-159, 2TDs; Centers 2-16; Bledsoe 3-(-2).

PASSING: TEXANS- Carr 12-23, 218 yards, 1 TD; Allen 1-1, 5 yards, TD.
BILLS- Bledsoe 19-33, 254 yards 2 TDs.

RECEIVING: TEXANS- Bradford 5-126; Gaffney 3-48, TD; Miller 3-17, TD; Lewis 1-33; Allen 1-(-1).
BILLS- Price 8-121, TD; Moulds 4-56, TD; Riemersma 3-24; Henry 2-11; Reed 1-28; Centers 1-14.

SUMMARY

The Texans (1-4) offense reached the Bills 14 with 52 seconds remaining in the game but couldn't make the decisive play to send the game into overtime and the Bills took home a down-to-the wire 31-24 win at Reliant Stadium. The Texans came out of the gate with an 81-yard strike from QB David Carr to WR Corey Bradford to set up a K Kris Brown 26-yarder. The Bills tied it with a field goal, and in the second quarter Carr hit WR Jabar Gaffney for a 26-yard score to put Houston up 10-3. Carr ran 17 yards into the end zone on the next drive to make it 17-3. Buffalo answered with a touchdown to cut the lead to 17-10 at halftime. Another Bills touchdown on the opening drive of the second half tied the game. Houston regained the lead in the fourth quarter when Carr handed the ball to RB James Allen, who hit TE Billy Miller for a five-yard score to make it 24-17, but the Bills scored the game's last 14 points en route to the victory.

GAME #6
BROWNS 34, TEXANS 17
CLEVELAND BROWNS STADIUM, OCTOBER 20, 2002
ATTENDANCE: 73,248

	1Q	2Q	3Q	4Q	OT	Final
HOUSTON TEXANS	0	7	10	0		17
CLEVELAND BROWNS	0	7	17	10		34

BROWNS Green 1 run (Dawson kick)
TEXANS Bradford 37 pass from Carr (Brown kick)
BROWNS Dawson 35 FG
TEXANS Bradford 39 pass from Gaffney (Brown kick)
BROWNS Davis 95 kickoff return (Dawson kick)
TEXANS Brown 47 FG
BROWNS Morgan 25 pass from Couch (Dawson kick)
BROWNS Dawson 43 FG
BROWNS White 2 run (Dawson kick)

	TEXANS	BROWNS
First Downs	17	14
Total Net Yards	354	230
Net Yards Rushing	95	89
Net Yards Passing	259	141
(Att/Comp/Int)	37-23-0	31-21-0
Punts-Average	7-38.9	7-39.7
Fumbles-Lost	3-2	0-0
Sacks-Yards	9-47	1-7
Penalties-Yards	6-54	4-42
Time of Possession	29:40	30:20

RUSHING: TEXANS- Allen 5-61; Wells 13-23; Carr 2-9; Lewis 1-2.
BROWNS- White 12-65, TD; Green 12-24, TD.

PASSING: TEXANS- Carr 22-36, 267 yards, TD; Gaffney 1-1, 39 yards, TD.
BROWNS- Couch 21-31, 148 yards, TD.

RECEIVING: TEXANS- Miller 6-78; Gaffney 4-47; Allen 4-38; Black 4-31; Bradford 2-76, 2 TDs; Wells 2-11; Dawson 1-25.
BROWNS- Morgan 7-81 TD; White 5-34; Johnson 4-22; Northcutt 3-6; Davis 1-3; Jackson 1-2.

SUMMARY

Houston (1-5) fell to the Cleveland Browns 34-17 at Cleveland Browns Stadium. Browns RB William Green opened the scoring with a one-yard touchdown to give Cleveland a 7-0 lead, but the Texans evened the score just four plays later when QB David Carr hit WR Corey Bradford in the end zone from 37 yards out. After a Cleveland field goal, the Texans answered when WR Jabar Gaffney lined up in the backfield, took a pitch from Carr and lofted a 39-yard pass to a wide-open Bradford to give Houston a 14-10 lead. But Browns WR André Davis raced 95 yards to the end zone on the kickoff return to take a 17-14 lead. The Texans tied it on a 47-yard field goal from K Kris Brown. Cleveland reeled off 17 unanswered points to pull out the win. The Texans offense had its best day of the young season, gaining 354 yards of total offense, including 259 through the air.



HOUSTONTEXANS.COM

2002 SEASON-IN-REVIEW

GAME #7

TEXANS 21, JAGUARS 19
ALLTEL STADIUM, OCTOBER 27, 2002
ATTENDANCE: 53,721

	1Q	2Q	3Q	4Q	OT	Final
HOUSTON TEXANS	0	7	3	11		21
JACKSONVILLE JAGUARS	0	9	3	7		19

JAGUARS Smith 25 pass from Brunell (Seder kick)
TEXANS Wells 3 run (K. Brown kick)
JAGUARS Punt blocked by Westmoreland in end zone for a safety
TEXANS K. Brown 43 FG
JAGUARS Seder 34 FG
TEXANS Miller 1 pass from Carr (Carr-Gaffney pass)
JAGUARS Mack 2 run (Seder kick)
TEXANS K. Brown 45 FG

	TEXANS	JAGUARS
First Downs	12	18
Total Net Yards	242	290
Net Yards Rushing	81	126
Net Yards Passing	161	164
(Att/Comp/Int)	18-11-0	34-16-0
Punts-Average	7-37.6	8-44.1
Fumbles-Lost	2-1	0-0
Sacks-Yards	4-23	5-38
Penalties-Yards	9-60	5-50
Time of Possession	26:21	33:39

RUSHING: TEXANS- Allen 10-40; Wells 17-27, TD; Carr 4-14.
JAGUARS-Taylor 25-84; Mack 6-38, TD; Brunell 1-4.

PASSING: TEXANS- Carr 11-18, 184 yards, TD.
JAGUARS-Brunell 16-34, 202 yards, TD.

RECEIVING: TEXANS- Miller 3-78, TD; Gaffney 3-60; Holloway 2-17; Bradford 1-16; Allen 1-8; Baxter 1-5.
JAGUARS-Smith 4-80, TD; Shaw 4-36; P. Mitchell 3-33; Taylor 3-22; Brady 2-31.

SUMMARY

The Texans (2-5) won their first first-ever road game and first AFC South division game in a hard-fought 21-19 contest at Jacksonville. A second-quarter touchdown gave Jacksonville a 7-0 lead, but the Texans answered when RB Jonathan Wells scored from three yards out to even the score. Both teams were forced to punt on their next possessions but Houston P Chad Stanley's punt was blocked and bounced through the end zone for a Jaguars safety put them up 9-7. K Kris Brown nailed a 43-yard field goal to begin the second half and put the Texans ahead 10-9, but Jacksonville answered immediately with a field goal to regain the lead at 12-10. QB David Carr hit TE Billy Miller for a one-yard touchdown, and then found WR Jabar Gaffney in the back of the end zone on the two-point conversion to put Houston ahead 18-12. Jacksonville's offense struck again to go up 19-18. Houston's special teams came up big when Gaffney fielded a punt at the Houston 20 and lateraled to Aaron Glenn, who returned it 47 yards to set up Brown's 45-yard game-winning field goal.

GAME #8

BENGALS 38, TEXANS 3
RELIANT STADIUM, NOVEMBER 3, 2002
ATTENDANCE: 69,827

	1Q	2Q	3Q	4Q	OT	Final
CINCINNATI BENGALS	10	14	0	14		38
HOUSTON TEXANS	3	0	0	0		3

TEXANS K. Brown 23 FG
BENGALS Rackers 25 FG
BENGALS Hawkins 102 int. return (Rackers kick)
BENGALS Westbrook 26 pass from Kitna (Rackers kick)
BENGALS Warrick 33 pass from Kitna (Rackers kick)
BENGALS Westbrook 12 pass from Kitna (Rackers kick)
BENGALS Johnson 10 pass from Kitna (Rackers kick)

	TEXANS	BENGALS
First Downs	22	25
Total Net Yards	268	390
Net Yards Rushing	82	127
Net Yards Passing	186	263
(Att/Comp/Int)	32-18-2	27-22-0
Punts-Average	4-46.3	3-43.3
Fumbles-Lost	0-0	0-0
Sacks-Yards	2-13	0-0
Penalties-Yards	8-60	9-100
Time of Possession	28:38	31:22

RUSHING: TEXANS- Wells 12-44; Allen 10-27; Carr 2-9; Baxter 1-2.
BENGALS-Dillon 22-92; Bennett 11-34; Kitna 2-1.

PASSING: TEXANS- Carr 18-32, 199 yards, 2 INT.
BENGALS-Kitna 22-27, 263 yards, 4 TDs.

RECEIVING: TEXANS- Bradford 5-53; Miller 4-46; Dawson 3-43; Gaffney 3-35; Allen 2-19; Holloway 1-3.
BENGALS-Warrick 7-86, TD; Schobel 4-41; Johnson 3-41, TD; Houshmandzadeh 3-30; Westbrook 2-38, 2 TD; Neal 2-24; Bennett 1-3.

SUMMARY

The Cincinnati Bengals defeated the Houston Texans (2-6) 38-3 at Reliant Stadium. Houston got the ball first and had plenty of help from the Bengals en route to its initial points. Three Cincinnati penalties helped set up a 23-yard field goal by K Kris Brown to give Houston an early 3-0 lead. Cincinnati tied the game on the ensuing possession thanks to a 25-yard K Neil Rackers field goal, and from there it was all Bengals. Cincinnati scored the game's last 38 points in the runaway victory. Houston's offense gained just 268 yards and turned the ball over twice, including an interception which was returned for a touchdown. Meanwhile, the Bengals rolled up 390 yards of offense behind QB Jon Kitna, who threw for 263 yards and four touchdowns to lead his team to victory.



HOUSTONTEXANS.COM

2002 SEASON-IN-REVIEW

GAME #9
TITANS 17, TEXANS 10
THE COLISEUM, NOVEMBER 10, 2002
ATTENDANCE: 68,804

	1Q	2Q	3Q	4Q	OT	Final
HOUSTON TEXANS	0	3	0	7		10
TENNESSEE TITANS	7	3	7	0		17

TITANS Mason 13 pass from McNair (Nedney kick)
TITANS Nedney 24 FG
TEXANS K. Brown 51 FG
TITANS Meier 17 pass from McNair (Nedney kick)
TEXANS Baxter 10 pass from Carr (K. Brown kick)

	TEXANS	TITANS
First Downs	13	15
Total Net Yards	233	251
Net Yards Rushing	68	142
Net Yards Passing	165	109
(Att/Comp/Int)	34-19-2	21-10-2
Punts-Average	5-39.4	5-41.4
Fumbles-Lost	3-1	0-0
Sacks-Yards	4-17	0-0
Penalties-Yards	5-47	3-20
Time of Possession	26:23	33:37

RUSHING: TEXANS- Wells 18-41; Carr 3-16; Stanley 1-6; Allen 2-5.

TITANS- George 25-86; McNair 8-46; Green 4-10; McCarreins 1-2; Simon 1- (-2).

PASSING: TEXANS- Carr 19-34, 182 yards, 1 TD, 2 INT.
TITANS- McNair 10-21, 109 yards, 2 TD, 2 INT.

RECEIVING: TEXANS- Dawson 4-75; Allen 4-25; Gaffney 3-26; Bradford 3-22; Miller 3-19; Baxter 1-10, TD; Wells 1-5.
TITANS- Mason 4-47, TD; Kinney 1-20; Meier 1-17, TD; Dyson 1-15; Wycheck 1-10; Green 1-4; Simon 1- (-4).

SUMMARY

The Texans (2-7) lost to the Tennessee Titans 17-10 at The Coliseum in Nashville. On Tennessee's second offensive play, Texans CB Aaron Glenn picked off Titans QB Steve McNair, returning the theft to the Texans 48, but the offense was unable to convert it into points. On Tennessee's next possession, McNair hit WR Derrick Mason on a 13-yard touchdown for an early 7-0 lead. A second-quarter Texans fumble set up a 24-yardfield goal by Titans K Joe Nedney to increase the lead to 10-0. The Texans answered by moving the ball 41 yards on 12 plays to set up a 51-yard Kris Brown field goal to make it 10-3 at halftime. Just over four minutes into the second half, McNair hit TE Shad Meier on a 17-yard strike in the end zone to extend the Titans lead to 17-3. With just over five minutes left in the game, Houston QB David Carr hit FB Jarrod Baxter for a 10-yard touchdown to close the scoring gap to 17-10. The Texans defense held strong, forcing a punt at the two-minute warning, but Houston's last scoring attempt in the final minutes of the game was unsuccessful, ensuring a 17-10 Titans win.

GAME #10
JAGUARS 24, TEXANS 21
RELIANT STADIUM, NOVEMBER 17, 2002
ATTENDANCE: 69,711

	1Q	2Q	3Q	4Q	OT	Final
JACKSONVILLE JAGUARS	7	10	7	0		24
HOUSTON TEXANS	0	7	7	7		21

JAGUARS Mack 1 run (Seder kick)
JAGUARS Brady 2 pass from Brunell (Seder kick)
TEXANS Bradford 52 pass from Carr (K. Brown kick)
JAGUARS Seder 22 FG
JAGUARS Smith 13 pass from Brunell (Seder kick)
TEXANS Carr 2 run (K. Brown kick)
TEXANS Carr 14 run (K. Brown kick)

	TEXANS	JAGUARS
First Downs	18	16
Total Net Yards	321	272
Net Yards Rushing	78	122
Net Yards Passing	194	199
(Att/Comp/Int)	30-22-1	25-15-1
Punts-Average	6-34.7	6-43.0
Fumbles-Lost	2-1	1-0
Sacks-Yards	4-34	5-25
Penalties-Yards	5-40	7-62
Time of Possession	31:08	28:52

RUSHING: TEXANS- Carr 7-33, 2 TD; Allen 11-30; Wells 9-15; Bradford 1-0.

JAGUARS- Taylor 13-56; Mack 12-54, TD; 3-12.

PASSING: TEXANS- Carr 22-30, 228 yards, 1 TD, 1 INT.
JAGUARS- 15-25, 224 yards, 2 TD, 1 INT.

RECEIVING: TEXANS- Allen 7-32; Bradford 5-73, TD; Miller 4-41; Gaffney 3-45; Baxter 2-16; Dawson 1-21.

JAGUARS- Smith 6-70, TD; Shaw 3-46; Brady 3-23, TD; Mitchell 2-50; Lockett 1-35.

SUMMARY

Houston (2-8) dropped its third consecutive game after losing to Jacksonville 24-21 at Reliant Stadium. On the Texans second possession, Jacksonville intercepted QB David Carr and returned it to the two-yard line, setting up a one-yard Stacey Mack touchdown run to give the Jaguars a 7-0 lead. On Jacksonville's next possession, QB Mark Brunell found TE Kyle Brady from two yards out to extend the lead to 14-0. The Texans sliced that lead in half when Carr connected with WR Corey Bradford on a 52-yard scoring strike. Jacksonville added a 23-yard K Tim Seder field goal to take a 17-7 lead heading into halftime. Early in the third quarter a fumbled punt gave the Jags the ball at the Texans 27, setting up a Brunell to WR Jimmy Smith scoring pass to pad the Jaguars lead to 17. The Texans answered when Carr dove into the end zone from two yards out to make the score 24-14. Carr recorded his second rushing touchdown of the day on the next drive, making it 24-21. K Kris Brown tried a quick pooch kick but the Jaguars recovered at their 39, ending the Texans comeback attempt.



HOUSTONTEXANS.COM

2002 SEASON-IN-REVIEW

GAME #11
TEXANS 16, GIANTS 14
RELIANT STADIUM, NOVEMBER 24, 2002
ATTENDANCE: 70,054

	1Q	2Q	3Q	4Q	OT	Final
NEW YORK GIANTS	0	7	0	7		14
HOUSTON TEXANS	0	5	8	3		16

TEXANS K. Brown 40 FG
GIANTS Barber 2 run (Bryant kick)
TEXANS B. Jones fumble out of bounds in end zone for safety
TEXANS Wells 1 run (Allen pass from Carr)
GIANTS Toomer 31 pass from Collins (Bryant kick)
TEXANS K. Brown 50 FG

	TEXANS	GIANTS
First Downs	12	19
Total Net Yards	212	368
Net Yards Rushing	123	167
Net Yards Passing	89	201
(Att/Comp/Int)	23-10-0	41-18-2
Punts-Average	9-38.7	6-34.5
Fumbles-Lost	2-1	2-1
Sacks-Yards	5-14	2-13
Penalties-Yards	8-68	9-65
Time of Possession	32:13	27:47

RUSHING: TEXANS- Wells 24-68, TD; Carr 6-54; J.Allen 5-1.
GIANTS-Barber 20-147, TD; Dayne 5-21; M.Allen 1-0.

PASSING: TEXANS- Carr 10-23, 103 yards.
GIANTS-Collins 18-41, 214 yards, 1 TD, 2 INT.

RECEIVING: TEXANS- Miller 4-70; Gaffney 2-14; Bradford 1-16; Holloway 1-8; J.Allen 1-(-2); Wells 1-(-3).
GIANTS-Toomer 8-113, TD; Shockey 4-60; Barber 4-20; Darryl Jones 1-18; Campbell 1-3.

SUMMARY

The Texans (3-8) defeated the New York Giants 16-14 at Reliant Stadium. After a scoreless first quarter, Houston got on the board in the second when QB David Carr hit TE Billy Miller on a 42-yard reception to set up a 40-yard K Kris Brown field goal, putting the Texans ahead 3-0. New York RB Tiki Barber scored from two yards out later in the quarter to give the Giants a 7-3 lead. With just under two minutes left in the first half, the Texans defense forced a Giants punt and New York snapper Bob Jones sent the ball sailing over P Matt Allen's head. Allen kicked the ball into the end zone and out of bounds to give the Texans a safety and put the score at 7-5 heading into the locker room. RB Jonathan Wells scored from one yard out and Carr found RB James Allen in the end zone for the two-point conversion to put Houston in front 13-7. New York QB Kerry Collins hit WR Amani Toomer on a 31-yard pass to put the score at 14-13 in favor of New York in the fourth quarter. On the next Houston drive, Brown split the uprights on a 50-yard field goal to put Houston back in the lead 16-14. A pair of fourth-quarter interceptions by the Texans defense sealed the victory.

GAME #12
COLTS 19, TEXANS 3
RCA DOME, DECEMBER 1, 2002
ATTENDANCE: 56,820

	1Q	2Q	3Q	4Q	OT	Final
HOUSTON TEXANS	0	0	0	3		3
INDIANAPOLIS COLTS	10	3	0	6		19

COLTS Vanderjagt 31 FG
COLTS Pollard 16 pass from Manning (Vanderjagt kick)
COLTS Vanderjagt 46 FG
COLTS Mungro 1 run (Vanderjagt kick)
TEXANS Brown 34 FG

	TEXANS	COLTS
First Downs	10	13
Total Net Yards	165	278
Net Yards Rushing	65	88
Net Yards Passing	100	190
(Att/Comp/Int)	35-20-0	28-15-0
Punts-Average	11-39.5	9-44.4
Fumbles-Lost	3-2	3-1
Sacks-Yards	6-37	0-0
Penalties-Yards	14-92	9-75
Time of Possession	27:52	32:08

RUSHING: TEXANS- Allen 16-64; Carr 1-1; Wells 3-0.
COLTS-James 20-65; Mungro 4-13, TD; R.Williams 5-12; Manning 3-(-2).

PASSING: TEXANS- Carr 20-35, 137 yards.
COLTS-Manning 15-28, 190 yards, TD.

RECEIVING: TEXANS- Allen 10-49; Miller 4-41; Dawson 2-20; Gaffney 2-18; Holloway 1-7; Baxter 1-2..
COLTS-Harrison 9-101; Wayne 3-43; Ismail 1-26; Pollard 1-16, TD; Davenport 1-4.

SUMMARY

The Indianapolis Colts defeated the Texans (3-9) 19-3 at the RCA Dome to sweep the season series. Houston turned the ball over twice early. On their second possession, RB Jonathan Wells fumbled and Colts DE Chad Bratzke recovered at the Texans 17, setting up a 31-yard K Mike Vanderjagt field goal for a 3-0 lead. The Texans fumbled the ensuing kickoff and the Colts recovered at the Texans 16. Colts QB Peyton Manning hit TE Marcus Pollard in the end zone on the next play to extend the lead to 10-0. Vanderjagt hit a 46-yard field goal early in the second quarter to give Indianapolis a 13-0 lead at the half. After an apparent Indianapolis fumble at the Texans one-yard line was overturned, Colts RB James Mungro plunged in to the end zone from one yard out on the next play. The two-point conversion failed, leaving the Colts up 19-0. The Texans reached the Indianapolis 26 on their next possession but DE Dwight Freeney sacked David Carr for a 10-yard loss. Coupled with two penalties, Houston was pushed out of scoring range. Colts WR Troy Walters fumbled on the punt though and Texans CB Jason Bell recovered at the Indianapolis 21. K Kris Brown hit a 34-yard field goal to give Houston its only points. Indy's defense limited Houston to just 165 yards on the day.



HOUSTONTEXANS.COM

2002 SEASON-IN-REVIEW

GAME #13
TEXANS 24, STEELERS 6
HEINZ FIELD, DECEMBER 8, 2002
ATTENDANCE: 58,551

	1Q	2Q	3Q	4Q	OT	Final
HOUSTON TEXANS	14	0	0	10		24
PITTSBURGH STEELERS	0	3	3	0		6

TEXANS K. Wright 40 yd. fumble return (K. Brown kick)
TEXANS Glenn 70 yd. interception return (K. Brown kick)
STEELERS Reed 40 FG
STEELERS Reed 31 FG
TEXANS K. Brown 43 FG
TEXANS Glenn 65 yd. interception return (K. Brown kick)

	TEXANS	STEELERS
First Downs	3	24
Total Net Yards	47	422
Net Yards Rushing	37	128
Net Yards Passing	10	294
(Att/Comp/Int)	10-3-0	58-31-2
Punts-Average	10-42.1	6-34.5
Fumbles-Lost	3-1	3-3
Sacks-Yards	4-23	6-32
Penalties-Yards	1-18	8-57
Time of Possession	20:19	39:41

RUSHING: TEXANS- Allen 13-19; Wells 10-12; Carr 3-6.
STEELERS-Zereoue 11-69; Bettis 14-30; Randle El 1-11; Ward 2-7; Maddox 2-6; Kreider 1-5.

PASSING: TEXANS- Carr 3-10, 33 yards.
STEELERS-Maddox 30-57, 325 yards, 2 INT; Randle El 1-1, 1 yard.

RECEIVING: TEXANS- B.Miller 3-33.
STEELERS-Ward 9-76; Randle El 8-88; Burress 6-83; Mathis 5-42; Zereoue 2-27; Kreider 1-10.

SUMMARY

The Texans (4-9) pulled out a 24-6 victory over the Pittsburgh Steelers despite gaining just 47 yards of total offense thanks to a dominant defensive effort. The Texans defense came out on fire when CB Kenny Wright picked up QB Tommy Maddox's fumble on the Steelers opening possession and scampered 40 yards into the end zone to give Houston a 7-0 lead. Fellow CB Aaron Glenn picked up where Wright left off on the Steelers next possession when he picked off a Maddox pass and returned it 70 yards for a touchdown to extend the Texans lead 14-0. Soon after, CB Jason Simmons recovered a fumble but the Texans offense wasn't able to capitalize on the turnover. The Steelers managed field goals before and after halftime to pull to 14-6. With less than four minutes remaining, K Kris Brown split the uprights from 43-yards out to extend Houston's lead to 17-6. Glenn sealed the Texans victory when he intercepted Maddox's pass on the Steelers next possession and returned it 65 yards for his second touchdown of the day to finish off an improbable 24-6 Houston win.

GAME #14
RAVENS 23, TEXANS 19
RELIANT STADIUM, DECEMBER 15, 2002
ATTENDANCE: 70,108

	1Q	2Q	3Q	4Q	OT	Final
BALTIMORE RAVENS	3	10	7	3		23
HOUSTON TEXANS	0	7	7	5		19

RAVENS Stover 22 FG
TEXANS Wells 1 run (K. Brown kick)
RAVENS Stover 22 FG
RAVENS T. Taylor 26 pass from Blake (Stover kick)
RAVENS C. Taylor 11 pass from Blake (Stover kick)
TEXANS Black 76 punt return (K. Brown kick)
RAVENS Stover 47 FG
TEXANS K. Brown 41 FG
TEXANS Zastudil OB in end zone for a safety

	TEXANS	RAVENS
First Downs	15	16
Total Net Yards	277	298
Net Yards Rushing	95	70
Net Yards Passing	182	228
(Att/Comp/Int)	34-19-2	30-18-0
Punts-Average	6-41.2	4-42.5
Fumbles-Lost	4-0	0-0
Sacks-Yards	0-0	2-14
Penalties-Yards	9-58	2-15
Time of Possession	28:44	31:16

RUSHING: TEXANS- Wells 14-48, TD; Allen 8-46; Carr 2-1.
RAVENS-Ja.Lewis 20-49; Heap 1-15; Blake 7-10; Ricard 2-4; C.Taylor 2-4; Zastudil 1-(-12).

PASSING: TEXANS- Carr 19-34, 196 yards, 2 INT.
RAVENS-Blake 18-30, 228 yards, 2 TD.

RECEIVING: TEXANS- Miller 8-77; Dawson 3-38; Bradford 3-28; Allen 2-10; Holloway 1-24; Gaffney 1-10; Wells 1-9.
RAVENS-Taylor 5-96, TD; Ja.Lewis 4-12; C.Taylor 3-40, TD; Heap 3-34; T.Jones 2-35; Rymes 1-11.

SUMMARY

The Texans (4-10) lost a close one to the Baltimore Ravens, falling 23-19 at Reliant Stadium. On the Texans' second possession, Ravens SS Ed Reed picked off QB David Carr and returned it to the Houston 12, setting up a 22-yard K Matt Stover field goal. The Texans immediately regrouped on offense with a 91-yard touchdown drive capped by a one-yard run by RB Jonathan Wells to give the Texans a 7-3 lead. Baltimore reeled off 17 straight points to take a 20-7 lead in the third quarter, when Houston's defense forced a Baltimore punt and Texans WR Avion Black returned it 76 yards for a score to put the Texans back within six points. Stover nailed a 47-yarder to give Baltimore a 23-14 edge. Houston responded with a 41-yard Kris Brown field goal to make it 23-17. The Texans added a safety on a Baltimore punt to get within 23-19, but could not draw any closer.



HOUSTONTEXANS.COM

2002 SEASON-IN-REVIEW

GAME #15
REDSKINS 26, TEXANS 10
FEDEX FIELD, DECEMBER 22, 2002
ATTENDANCE: 70,291

	1Q	2Q	3Q	4Q	OT	Final
HOUSTON TEXANS	3	0	0	7		10
WASHINGTON REDSKINS	7	9	0	10		26

TEXANS K. Brown 46 FG
REDSKINS Cartwright 12 pass from Ramsey (Cortez kick)
REDSKINS Penalty on B. Miller in end zone for safety
REDSKINS Thompson 13 pass from Ramsey (Cortez kick)
REDSKINS Betts 3 run (Cortez kick)
TEXANS K. Williams blocked punt recovery in end zone (K. Brown kick)
REDSKINS Cortez 23 FG

	TEXANS	REDSKINS
First Downs	10	27
Total Net Yards	166	437
Net Yards Rushing	67	247
Net Yards Passing	99	190
(Att/Comp/Int)	31-12-1	32-14-0
Punts-Average	6-46.8	7-25.7
Fumbles-Lost	4-2	1-0
Sacks-Yards	0-0	3-13
Penalties-Yards	10-83	6-60
Time of Possession	23:02	36:58

RUSHING: TEXANS- Wells 15-33; Carr 4-20; Allen 4-10; Baxter 1-4.
REDSKINS- Betts 20-116, TD; Watson 20-110; Cartwright 2-21; Thompson 1-1; Ramsey 3-(-1).

PASSING: TEXANS- Carr 12-31, 112 yards, 1 INT.
REDSKINS- Ramsey 14-32, 190 yards, 2 TDs.

RECEIVING: TEXANS- Bradford 5-43; Miller 3-30; Gaffney 1-16; Allen 1-12; Wells 1-6; Dawson 1-5.
REDSKINS- Thompson 5-73, TD; Gardner 4-53; McCants 3-50; Cartwright 1-12 TD; Watson 1-2.

SUMMARY

The Texans (4-11) lost 26-10 to the Washington Redskins in their final road game of the season. Texans K Kris Brown scored the first points of the game when he split the up-rights on a 46-yard field goal. The Redskins answered soon after when QB Patrick Ramsey hit RB Rock Cartwright on a 12-yard touchdown pass. In the second quarter, TE Billy Miller was called for holding in the end zone, which was ruled a safety and gave Washington a 9-3 advantage. Ramsey hit WR Derrius Thompson on a 13-yard touchdown strike to put the Redskins ahead 16-3 at halftime. RB Ladell Betts punched the ball into the end zone from three yards out to extend the Redskins lead to 23-3 in the fourth quarter. Texans LB Jimmy McClain got a piece of Craig Jarrett's punt, sending the ball into the end zone where FS Kevin Williams dove on top for seven points, cutting the lead 23-10. Washington K Jose Cortez nailed a 23-yard field goal to seal the 26-10 victory.

GAME #16
TITANS 13, TEXANS 3
RELIANT STADIUM, DECEMBER 29, 2002
ATTENDANCE: 70,694

	1Q	2Q	3Q	4Q	OT	Final
TENNESSEE TITANS	3	3	0	7		13
HOUSTON TEXANS	0	0	3	0		3

TITANS Nedney 28 FG
TITANS Nedney 26 FG
TEXANS Brown 42 FG
TITANS George 4 run (Nedney kick)

	TEXANS	TITANS
First Downs	16	15
Total Net Yards	224	277
Net Yards Rushing	28	140
Net Yards Passing	196	137
(Att/Comp/Int)	41-21-1	23-8-0
Punts-Average	6-38.8	7-41.3
Fumbles-Lost	1-0	0-0
Sacks-Yards	2-11	3-18
Penalties-Yards	7-53	6-52
Time of Possession	31:49	28:11

RUSHING: TEXANS- Allen 6-20; Carr 3-7; Wells 13-1.
TITANS- George 25-102, TD; Holcombe 7-35; McNair 3-3.

PASSING: TEXANS- Carr 21-40, 214 yards, 1 INT.
TITANS- McNair 8-22, 148 yards. Wycheck 1-0.

RECEIVING: TEXANS- Gaffney 6-73, Allen 6-46, Miller 3-42, Bradford 2-18, Dawson 2-13, Holloway 1-14, Harris 1-8.
TITANS- Bennett 2-58, McCarreins 2-46, Holcombe 2-26, George 2-18.

SUMMARY

The Texans (4-12) concluded their inaugural season with a 13-3 loss to the AFC South champion Tennessee Titans. On Tennessee's first drive, Titans QB Steve McNair hit WR Justin McCarreins on a 36-yard pass that set up a 28-yard K Joe Nedney field goal. The Titans blocked a 19-yard field goal attempt by K Kris Brown, and then blocked a punt by Chad Stanley to set up another Nedney field goal from 26 yards out to give Tennessee a 6-0 lead. On Houston's second possession of the second half, the offense still couldn't punch the ball in the end zone, settling for a 31-yard Brown field goal. But Titans DT Albert Haynesworth was flagged for unsportsmanlike conduct for trying to vault off a teammate to block the kick and the Texans were awarded the ball 1st and goal at the Titans 7. The Texans again went backwards and Brown came in again to nail a 42-yarder, putting the score at 6-3 in favor of the Titans. With just over eight minutes remaining in the game, McNair hit Tennessee WR Drew Bennett for a 53-yard pass and first down to set up a four-yard Eddie George touchdown run that sealed the 13-3 Titans victory.



HOUSTONTEXANS.COM

2003 SEASON-IN-REVIEW

Youth carried Texans in second season

The Texans capped off an improved season from their inaugural debut with a 5-11 record, overcoming the NFL's most difficult schedule (.570 opponent winning percentage).

The Texans started the season with a 21-20 upset after breaking Miami's 11-game winning streak in season openers. They played three of the four division winners in the AFC and beat NFC South winner Carolina Panthers (14-10). In the Texans' last seven games at Reliant Stadium, the outcome was dependent on the final drive of the game with the Texans winning three and their opponents winning four.

Rookie RB Domanick Davis and rookie WR Andre Johnson opened eyes around the league in 2003, combining for seven Rookie of the Week honors. Davis became the first Texans player to eclipse the 1,000-yard mark (1,031 yards). Johnson fell 24 yards short of 1,000 (976 yards) on 66 receptions. With David Carr completing this potent offensive trio, Texans fans are very optimistic about the near future.

Even though the defense was riddled by injuries all year, with nine of the Texans' 17 players on the reserved/injured list coming on the defensive side of the ball, every member did their part to keep games close. In fact, the games were so close that the last seven games played in Reliant Stadium came down to the last possession. LB Jamie Sharper led the defense with a league-leading 195 tackles on the season, starting every game of the year. Despite the Texans' injury-plagued season marked by close losses, the Texans move into the off-season with a solid and young foundation to build on for next year.



PRESEASON

Sat., Aug. 9	DENVER	L	12-20
Fri., Aug. 15	at Dallas	L	6-34
Sat., Aug. 23	SAN DIEGO	L	17-19
Thur., Aug. 28	at Tampa Bay	L	3-34

REGULAR SEASON

Sun., Sept. 7	at Miami	W	21-20
Sun., Sept. 14	at New Orleans	L	10-31
Sun., Sept. 21	KANSAS CITY	L	14-42
Sun., Sept. 28	JACKSONVILLE	W	24-20
Sun., Oct. 5	Open Date		
Sun., Oct. 12	at Tennessee	L	17-38
Sun., Oct. 19	NY JETS	L	14-19
Sun., Oct. 26	at Indianapolis	L	21-30
Sun., Nov. 2	CAROLINA	W	14-10
Sun., Nov. 9	at Cincinnati	L	27-34
Sun., Nov. 16	at Buffalo	W	12-10
Sun., Nov. 23	NEW ENGLAND	L	20-23 OT
Sun., Nov. 30	ATLANTA	W	17-13
Sun., Dec. 7	at Jacksonville	L	0-27
Sun., Dec. 14	at Tampa Bay	L	3-16
Sun., Dec. 21	TENNESSEE	L	24-27
Sun., Dec. 28	INDIANAPOLIS	L	17-20



2003 SEASON-IN-REVIEW

Reliant Stadium

WON-5	LOST-11		
9/07	W	21-20	@ Miami *73,010
9/14	L	10-31	@ New Orleans *68,390
9/21	L	14-42	KANSAS CITY *70,487
9/28	W	24-20	JACKSONVILLE *70,041
10/12	L	17-38	@ Tennessee *68,809
10/19	L	14-19	NEW YORK JETS *70,623
10/26	L	21-30	@ Indianapolis *56,132
11/02	W	14-10	CAROLINA *70,052
11/09	L	27-34	@ Cincinnati 50,437
11/16	W	12-10	@ Buffalo *72,677
11/23	L	20-23 OT	NEW ENGLAND *70,719
11/30	W	17-13	ATLANTA *70,388
12/07	L	0-27	@ Jacksonville 43,363
12/14	L	3-16	@ Tampa Bay *66,124
12/21	L	24-27	TENNESSEE *70,758
12/28	L	17-20	INDIANAPOLIS *70,680

*Sellouts

	Texans	Opp.
TOTAL FIRST DOWNS	237	336
Rushing	86	130
Passing	127	179
Penalty	24	27
3rd Down: Made / Att.	63/204	89/222
3rd Down Pct.	30.9	40.1
4th Down: Made / Att.	9/14	10/14
4th Down Pct.	64.3	71.4
TIME OF POSSESSION	27:39	32:21
TOTAL NET YARDS	4306	6082
Avg. Per Game	269.1	380.1
Total Plays	896	1054
Avg. Per Play	4.8	5.8
NET YARDS RUSHING	1651	2370
Avg. Per Game	103.2	148.1
Total Rushes	421	533
Avg. Per Play	3.9	4.4
NET YARDS PASSING	2655	3712
Avg. Per Game	165.9	232.0
Sacked / Yards Lost	36/186	19/123
Gross Yards	2841	3835
Att. / Completions	439/248	502/297
Completion Pct.	56.5	59.2
Had Intercepted	18	14
PUNTS / AVERAGE	97/41.5	75/41.7
NET PUNTING AVG.	36.7	35.8
PENALTIES / YARDS	121/961	96/767
FUMBLES / BALL LOST	18/9	18/8
TOUCHDOWNS	29	42
Rushing	14	15
Passing	14	22
Returns	1	5

SCORE BY PERIODS	1	2	3	4	OT	Total
TEXANS	23	87	84	61	0	255
OPPONENTS	64	115	73	125	3	380

SCORING	TD	Ru	Pa	Rt	PAT	FG	S	TP
Brown	0	0	0	0	27/27	18/22	0	81
Davis	8	8	0	0	0	0	0	48
Bradford	4	0	4	0	0	0	0	24
Johnson	4	0	0	0	0	0	0	24
Mack	4	4	0	0	0	0	0	24
Miller	3	0	3	0	0	0	0	18
Carr	2	2	0	0	0	0	0	12
Gaffney	2	0	2	0	0	0	0	12
Armstrong	1	0	1	0	0	0	0	6
McCreary	1	0	0*	1	0	0	0	6
TEXANS	29	14	14	1	27/27	18/22	0	255
OPPONENTS	42	15	22	5*	40/40	28/35	2	380

* McCreary 95-yd int return, vs. TENN (12/21)

D.Rogers 40-yd int return, @ NO (9/14)

D.Hall 73-yd punt return, vs. KC (9/21)

S.Harts 39-yd int return, vs. KC (9/21)

A.Dyson 51-yd return, @ TEN (10/12)

S.Rolle 61-yd fumble return, vs. TENN (12/21)

PASSING	Att	Comp	Yds	Cmp%	Yds/Att	TD	TD%	Int	Int%	Long	Sack/Lost	Rating
Carr	295	167	2013	56.6	6.82	9	3.1	13	4.4	78t	15/90	69.5
Banks	102	61	693	59.8	6.79	5	4.9	3	2.9	46t	13/57	84.3
Ragone	40	24	135	50.0	3.38	0	0.0	1	2.5	24	8/39	47.4
Gaffney	1	0	0	0.0	0.00	0	0.0	0	0.0	0	0/0	39.6
TEXANS	439	248	2841	56.5	6.47	14	3.2	18	4.1	78t	36/186	69.7
OPPONENTS	502	297	3835	59.2	7.64	22	4.4	28	5.6	84t	19/123	86.2

RUSHING	No.	Yds	Avg	Long	TD
Davis	238	1031	4.3	51	8
Mack	93	253	2.7	13	4
Carr	27	151	5.6	36	2
Hollings	38	102	2.7	17	0
Ragone	6	51	8.5	14	0
Banks	6	27	4.5	13	0
Wells	5	14	2.8	10	0
Gaffney	1	13	13.0	13	0
Stanley	1	12	12.0	12	0
Simmons	1	7	7.0	7	0
Johnson	5	-10	-2.0	11	0
TEXANS	421	1651	3.9	51	14
OPPONENTS	533	2370	4.4	64	15

RECEIVING	No.	Yds	Avg	Long	TD
Johnson	66	976	14.8	46t	4
Davis	47	351	7.5	17	0
Miller	40	355	8.9	25	3
Gaffney	34	402	11.8	33	2
Bradford	24	460	19.2	78t	4
Mack	9	55	6.1	10	0
Holloway	8	84	10.5	33	0
Armstrong	7	75	10.7	18	1
Norris	7	40	5.7	11	0
Hollings	2	25	12.5	19	0
Wells	2	17	8.5	12	0
Coleman	1	6	6.0	6	0
Ragone	1	-5	-5.0	-5	0
TEXANS	248	2841	11.5	78t	14
OPPONENTS	297	3835	12.9	84t	22

INTERCEPTIONS	No.	Yds	Avg	Long	TD
Coleman	7	95	13.6	41	0
Wright	3	-2	-.7	0	0
McCreary	1	95	95.0	95t	1
Stevens	1	12	12.0	12	0
E.Brown	1	5	5.0	5	0
Glenn	1	0	0.0	0	0
TEXANS	14	205	14.6	95t	1
OPPONENTS	18	207	11.5	51t	3

PUNTING	No.	Yds	Avg	Net	TB	In	Lq	B
Stanley	97	4028	41.5	36.7	3	36	58	0
TEXANS	97	3028	41.5	36.7	3	36	58	0
OPPONENTS	75	3130	41.7	35.8	9	20	59	1

PUNT RETURNS	Ret	FC	Yds	Avg	Long	TD
Moses	36	7	244	6.8	40	0
Gaffney	4	1	22	5.5	15	0
TEXANS	40	8	266	6.7	40	0
OPPONENTS	43	37	407	9.5	73t	1

KICKOFF RETURNS	No	Yds	Avg	Long	TD
Moses	58	1355	23.4	70	0
Hollings	8	142	17.8	30	0
Norris	5	71	14.2	19	0
Davis	3	61	20.3	28	0
Vaughn	3	47	15.7	22	0
Wells	2	24	12.0	14	0
T.Martin	1	0	0.0	0	0
TEXANS	80	1700	21.3	70	0
OPPONENTS	53	1149	21.7	49	0

FIELD GOALS	1-19	20-29	30-39	40-49	50+
K. Brown	1/1	3/3	8/8	5/6	1/4
TEXANS	1/1	3/3	8/8	5/6	1/4
OPPONENTS	0/0	13/14	10/12	5/9	0/0

K. Brown: (36G, 43N, 50G, 54N, 23G, 24G, 35G)(30G) () (48G, 50N) (29G) (45G, 33G) (41G, 34G) (19G, 31G) (40G, 52N) () (38G) (49G) (36G)
 OPPONENTS: () (39G) () (29G, 20G) (38G) (39G, 30G) (31G, 29G, 22G) (23G) (40G, 40G) (29N, 44N, 23G, 20G) (21G, 38N, 32G, 37B, 28G) (49N, 35G, 42G) (35G, 41N, 28G) (36G, 23G, 26G, 41B)(41G, 26G) (39G, 43G)



HOUSTONTEXANS.COM

2003 SEASON-IN-REVIEW

Defensive Statistics

Based on Coaches Film Review

TACKLES	Solo	Asst	Total	Sacks (Yards)	QB Press	INT (Yards)	Pass Defensed	Forced Fumble	Fumble Recovery
Sharper, Jamie	117	78	195	4(19)	3		2	3	
Foreman, Jay	107	73	180	2(3)	3		2	1	2
Brown, Eric	74	46	120	.5 (6)		1(5)	2	3	
Deloach, Jerry	43	66	109		9		2		
Martin, Steve	46	46	92	1 (6)	13		3		
Wong, Kailee	51	35	86	3 (14)	26		4	1	
Coleman, Marcus	55	22	77		1	7 (95)	23	1	
Sears, Corey	30	45	75	1(10)	7				1
McCree, Marlon	31	28	59			1 (95)	3		
Wright, Kenny	38	15	53	1(9)	1	3 (-2)	14		
Ioane, Junior	21	31	52	.5 (2)	9				
Stevens, Matt	25	14	39			1 (12)	3		1
Foley, Steve	21	9	30	1 (9)	4		1		
Glenn, Aaron	23	6	29			1 (0)	16		
Clemons, Charlie	17	11	28	1 (8)	11		3		2
Peek, Antwan	20	8	28	1(12)	5		3		
Simmons, Jason	16	7	23		1		4		
Walker, Gary	13	9	22		10		1		
Martin, Terrance	6	11	17		2				
Payne, Seth	6	5	11	1(7)	1				
Faggins, Demarcus	6	5	11				12		
Orr, Shantee	6	3	9	2 (18)	3				1
Vaughn, Darrick	7		7				2		
Slechta, Jeremy	2	4	6						
Bell, Jason	1		1				1		
Evans, Troy	1		1						
Walker, Ramon	1		1						
Total	784	577	1361	19 (117)	109	14 (205)	101	9	7

Special Teams Statistics

SPECIAL TEAMS	Solo	Asst	Total	Blocks PAT	Punt	FG	Forced Fumble	Fumble Recovery
Walker, Ramon	13	4	17		1	1		
Bell, Jason	10	5	15					
Evans, Troy	11	4	15				1	
Simmons, Jason	10	4	14					
Vaughn, Darrick	11	2	13					
Wells, Jonathan	7	6	13					
Norris, Moran	4	4	8					
Wright, Kenny	5	2	7					
McClain, Jimmy	3	3	6					
Brown, Eric	5	1	6			1		
Foley, Steve	5		5					
Brown, Kris	4		4					
Faggins, Demarcus	4		4					
McCree, Marlon	2	1	3				1	
Stevens, Matt	3		3					
Carroll, Travis		3	3					
Pittman, Bryan	2	1	3					
Peek, Antwan	1	1	2					
Orr, Shantee	1	1	2					1
Davis, Domanick	1		1					
Bradford, Corey	1		1					
Clemons, Charlie	1		1					
Coleman, Marcus	1		1					
Wright, Kenny	1		1					
Johnson, Andre	1		1					
Murphy, Matt		1	1					
Burns, Curry		1	1					
Total	107	44	151		1	2	2	1



HOUSTONTEXANS.COM

2003 SEASON-IN-REVIEW

GAME #1 TEXANS 21, DOLPHINS 20 PRO PLAYER STADIUM, SEPTEMBER 7, 2003 ATTENDANCE: 73,010

	1Q	2Q	3Q	4Q	OT	Final
HOUSTON TEXANS	3	3	9	6		21
MIAMI DOLPHINS	0	14	0	6		20

TEXANS K. Brown 36 FG
DOLPHINS Chambers 57 pass from Fiedler (Mare kick)
TEXANS K. Brown 50 FG
DOLPHINS Chambers 21 pass from Fiedler (Mare kick)
TEXANS Bradford 78 pass from Carr (run failed)
TEXANS K. Brown 23 FG
DOLPHINS Williams 35 pass from Fiedler (pass failed)
TEXANS K. Brown 24 FG
TEXANS K. Brown 35 FG

	TEXANS	DOLPHINS
First Downs	16	14
Total Net Yards	393	301
Net Yards Rushing	127	86
Net Yards Passing	266	215
(Att/Comp/Int)	32-17-0	32-17-2
Punts-Average	5-42.8	7-38.0
Fumbles-Lost	0-0	1-1
Sacks-Yards	0-0	2-12
Penalties-Yards	8-67	11-87
Time of Possession	33:18	26:42

RUSHING: TEXANS- Mack 27-89; Davis 6-36; Carr 1-2.
DOLPHINS- Williams 17-69; Chambers 1-12; Minor 1-3; Fiedler 3-2.

PASSING: TEXANS- Carr 17-31, 266 yards, 1 TD.
DOLPHINS- Fiedler 17-32, 227 yards, 2 INT, 3 TD.

RECEIVING: TEXANS- Johnson 6-76; Gaffney 3-70; Miller 3-20; Bradford 2-85, TD; Mack 1-6; Coleman 1-6; Holloway 1-3.

DOLPHINS- Chambers 7-118, 2 TD; Williams 5-60, TD; Konrad 2-16; McMichael 1-16; McKnight 1-12; Lee 1-5.

SUMMARY

The Texans (1-0) became the only NFL expansion team in history to win their opening game for the second consecutive year when they upset the Miami Dolphins 21-20 in Pro Player Stadium. Kris Brown's 36-yard field goal gave Houston an early 3-0 lead. A 57-yard touchdown pass put Miami up 7-3. Brown soon split the uprights from 50 yards out to bring the score to 7-6, but a 22-yard touchdown pass put Miami up 14-6 at halftime. Midway into the third quarter, Carr hit WR Corey Bradford on a slant that went for a 78-yard touchdown to make it 14-12 after the Texans two-point conversion attempt failed. A 23-yard Brown field goal gave the Texans a 15-14 lead. A 35-yard touchdown pass and failed two-point conversion put Miami back in front 20-15. A 24-yarder from Brown put the Texans within two points, and then with 25 seconds remaining, Brown nailed a 35-yarder to give the Texans a 21-20 victory.

GAME #2 SAINTS 31, TEXANS 10 LOUISIANA SUPERDOME, SEPTEMBER 14, 2003 ATTENDANCE: 68,390

	1Q	2Q	3Q	4Q	OT	Final
HOUSTON TEXANS	0	10	0	0		10
NEW ORLEANS SAINTS	7	0	10	14		31

SAINTS McAllister 24 run (Carney kick)
TEXANS Carr 2 run (K. Brown kick)
TEXANS K. Brown 30 FG
SAINTS Stallworth 35 pass from Brooks (Carney kick)
SAINTS Carney 39 FG
SAINTS Conwell 2 pass from Brooks (Carney kick)
SAINTS Rodgers 40 int. return (Carney kick)

	TEXANS	SAINTS
First Downs	16	12
Total Net Yards	258	292
Net Yards Rushing	75	110
Net Yards Passing	183	182
(Att/Comp/Int)	36-17-2	27-18-0
Punts-Average	8-39.3	7-47.7
Fumbles-Lost	0-0	0-0
Sacks-Yards	5-30	2-7
Penalties-Yards	11-86	9-78
Time of Possession	27:47	32:13

RUSHING: TEXANS- Mack 13-31; Davis 6-23; Carr 4-14; Simmons 1-7.

SAINTS- McAllister 20-96, TD; Fenderson 3-8; Brooks 3-4; Horn 1-2.

PASSING: TEXANS- Carr 17-36, 213 yards, 2 INT.
SAINTS- Brooks 18-27, 189 yards, 2 TDs.

RECEIVING: TEXANS- Johnson 5-71; Gaffney 5-61; Bradford 2-43; Davis 2-26; Miller 2-12; Mack 1-0.

SAINTS- Horn 10-111; McAllister 4-16; Stallworth 2-46, TD; Pathon 1-14; Conwell 1-2, TD.

SUMMARY

After a stellar second half of play, the New Orleans Saints defeated the Texans (1-1) 31-10 at the Louisiana Superdome. A 24-yard touchdown run gave New Orleans a 7-0 lead at the end of the first quarter. QB David Carr dove into the end zone on fourth-and-one to tie the score at seven in the second quarter. K Kris Brown split the uprights from 30 yards out to give the Texans a 10-7 halftime lead. New Orleans QB Aaron Brooks opened the second half with a 35-yard touchdown toss to WR Donte Stallworth to give the Saints a 14-10 lead. After a Texans punt, K John Carney booted a 39-yarder to extend the Saints lead to 17-10. Brooks hit TE Ernie Conwell from two yards out on the next drive to put New Orleans ahead 24-10 in the fourth. Houston tried to rally late, but Carr's pass to TE Billy Miller was intercepted and returned into the end zone to punctuate the Saints' victory.



HOUSTONTEXANS.COM

2003 SEASON-IN-REVIEW

GAME #3
CHIEFS 42, TEXANS 14
RELIANT STADIUM, SEPTEMBER 21, 2003
ATTENDANCE: 70,487

	1Q	2Q	3Q	4Q	OT	Final
KANSAS CITY CHIEFS	7	7	14	14		42
HOUSTON TEXANS	0	7	0	7		14

CHIEFS Holmes 6 run (Andersen kick)
TEXANS Johnson 43 pass from Carr (K. Brown kick)
CHIEFS Holmes 5 run (Andersen kick)
CHIEFS Kennison 15 pass from Green (Andersen kick)
CHIEFS Hall 73 punt return (Andersen kick)
CHIEFS Blaylock 20 run (Andersen kick)
CHIEFS Harts 39 interception return (Andersen kick)
TEXANS Johnson 4 pass from Banks (K. Brown kick)

	TEXANS	CHIEFS
First Downs	20	27
Total Net Yards	316	426
Net Yards Rushing	107	168
Net Yards Passing	209	258
(Att/Comp/Int)	38-24-2	28-16-2
Punts-Average	6-43.2	4-42.8
Fumbles-Lost	2-2	1-0
Sacks-Yards	1-9	1-4
Penalties-Yards	10-74	4-20
Time of Possession	29:39	30:21

RUSHING: TEXANS- Hollings 7-41; Mack 13-39; Wells 4-14; Carr 1-10; Banks 1-3.

CHIEFS-Holmes 18-89, 2 TDs; Hall 4-33, L.Johnson 6-25; Blaylock 2-19, TD; Green 3-6; Collins 2 (-4).

PASSING: TEXANS- Carr 17-27, 167 yards, 1 TD, 2 INTs; Banks 7-11, 51 yards, 1 TD.

CHIEFS-Green 16-28, 262 yards, 1 TD, 2 INTs.

RECEIVING: TEXANS-Johnson 7-102, 2 TDs; Mack 6-43; Gaffney 5-42; Miller 2-8; Bradford 2-7; Wells 1-12; Holloway 1-4.

CHIEFS-Holmes 4-67; Kennison 4-44, TD; Gonzalez 3-52; Hall 2-17; Morton 1-50; Boerigter 1-27; Easy 1-5.

SUMMARY

Houston (1-2) fell 42-14 to Kansas City in its home opener at Reliant Stadium. RB Priest Holmes got the Chiefs started with a six-yard touchdown run to give Kansas City a 7-0 lead. Houston answered in the second quarter when QB David Carr hit WR Andre Johnson on a 43-yard bomb to tie the game at seven. Holmes scored again from five yards out to give the Chiefs a 14-7 lead at halftime. Chiefs QB Trent Green found WR Eddie Kennison in the back left corner of the end zone to give the Chiefs a 21-7 lead in the third quarter. That touchdown ignited a 28-point second-half flurry by the Chiefs that pushed the lead from 14-7 to 42-7. Houston backup QB Tony Banks took the field for the next series and led Houston on a scoring drive that was capped by a four-yard touchdown toss to Johnson.

GAME #4
TEXANS 24, JAGUARS 20
RELIANT STADIUM, SEPTEMBER 28, 2003
ATTENDANCE: 70,041

	1Q	2Q	3Q	4Q	OT	Final
JACKSONVILLE JAGUARS	3	7	10	0		20
HOUSTON TEXANS	7	7	3	7		24

TEXANS Mack 5 run (K. Brown kick)
JAGUARS Marler 29 FG
TEXANS Gaffney 24 pass from Carr (K. Brown kick)
JAGUARS Taylor 1 run (Marler kick)
TEXANS K. Brown 48 FG
JAGUARS Edwards 84 pass from Leftwich (Marler kick)
JAGUARS Marler 20 FG
TEXANS Carr 1 run (K. Brown kick)

	TEXANS	JAGUARS
First Downs	21	15
Total Net Yards	339	342
Net Yards Rushing	110	79
Net Yards Passing	229	263
(Att/Comp/Int)	37-23-2	37-18-3
Punts-Average	4-34.8	4-43.5
Fumbles-Lost	4-2	3-2
Sacks-Yards	1-5	0-0
Penalties-Yards	4-43	9-48
Time of Possession	35:14	24:46

RUSHING: TEXANS- Davis 16-53; Mack 16-39, TD; Carr 5-18, TD.

JAGUARS-Taylor 19-67, TD; Leftwich 2-11; M.Edwards 1-1.

PASSING: TEXANS- Carr 23-36, 234 yards, 1 INT, 1 TD; Mack 0-1, 1 INT.

JAGUARS-Leftwich 17-36, 231 yards, 3 INT, 1 TD; Toefield 1-1, 32 yards.

RECEIVING: TEXANS-Johnson 8-97; Davis 4-38; Gaffney 3-38, TD; Norris 3-16; Holloway 2-23; Miller 2-13; Bradford 1-9.

JAGUARS-M. Edwards 4-41; Taylor 4-27; T. Edwards 3-111, TD; Hatchette 2-25; Stokes 2-22; Hankton 2-15; Redmond 1-22.

SUMMARY

Houston (2-2) emerged with a thrilling last-second victory over Jacksonville at Reliant Stadium. With two seconds remaining, QB David Carr dove over the pile on 4th and 1 to give the Texans a 24-20 victory. Houston opened the scoring with a five-yard touchdown run by RB Stacey Mack on the first drive of the game. The Jaguars answered with a 29-yard Seth Marler field goal to make the score 7-3. Carr found WR Jabar Gaffney on a 24-yard scoring strike to make it 14-7. Jacksonville again answered to make it 14-10. A third-quarter fumble recovery set up a 48-yard field goal by K Kris Brown to extend the lead to 17-10. An 84-yard touchdown pass tied the score at 17, and a 20-yard Marler field goal put the Jags ahead 20-17. FS Matt Stevens recovered a fumble to set up Carr's game-winning dive.



HOUSTONTEXANS.COM

2003 SEASON-IN-REVIEW

GAME #5
TITANS 38, TEXANS 17
THE COLISEUM, OCTOBER 12, 2003
ATTENDANCE: 68,809

	1Q	2Q	3Q	4Q	OT	Final
HOUSTON TEXANS	0	3	7	7		17
TENNESSEE TITANS	14	7	3	14		38

TITANS Mason 32 pass from McNair (Anderson kick)
TITANS Mason 46 pass from McNair (Anderson kick)
TITANS Holcombe 5 run (Anderson kick)
TEXANS K. Brown 29 FG
TEXANS Bradford 65 pass from Carr (K. Brown kick)
TITANS Anderson 33 FG
TITANS Mason 50 pass from McNair (Anderson kick)
TITANS Dyson 51 interception return (Anderson kick)
TEXANS Armstrong 13 pass from Carr (K. Brown kick)

	TEXANS	TITANS
First Downs	24	22
Total Net Yards	458	535
Net Yards Rushing	91	114
Net Yards Passing	367	421
(Att/Comp/Int)	42-25-3	27-18-0
Punts-Average	6-39.8	4-40.5
Fumbles-Lost	0-0	1-1
Sacks-Yards	1-4	1-0
Penalties-Yards	6-50	8-69
Time of Possession	26:17	33:43

RUSHING: TEXANS-Davis 7-59; Hollings 5-19; Mack 4-13.
TITANS-George 19-60; Holcombe 3-25, TD; Brown 4-15; McCareins 1-13; McNair 5-2; Volek 1-(-1).

PASSING: TEXANS- Carr 25-42, 371 yards, 3 INT, 2 TD.
TITANS-McNair-18-27, 421 yards, 3 TD..

RECEIVING: TEXANS- Davis 7-70; Miller 6-47; Bradford 5-127, TD; Johnson 2-49; Holloway 2-40; Hollings 1-19; Armstrong 1-13, TD; Mack 1-6.
TITANS-Mason 6-177, 3 TD; Calico 4-92; McCareins 2-68; Bennett 2-29; Brown 2-21; George 1-22; Kinney 1-12..

SUMMARY

The Texans (2-3) fell to the Tennessee Titans 38-17 at The Coliseum. Titans The Titans jumped out to a 21-0 lead before Houston got on the board with under a minute remaining in the first half. K Kris Brown made a 29-yard field goal to put the score at 21-3 at halftime. QB David Carr connected with WR Corey Bradford for a 65-yard touchdown on Houston's opening drive of the second half to cut Tennessee's lead to 21-10. 17 more points from Tennessee made it 38-10 in the fourth quarter before Carr found WR Derick Armstrong for a 13-yard touchdown to cap the scoring.

GAME #6
JETS 19, TEXANS 14
RELIANT STADIUM, OCTOBER 19, 2003
ATTENDANCE: 70,623

	1Q	2Q	3Q	4Q	OT	Final
NEW YORK JETS	0	7	3	9		19
HOUSTON TEXANS	7	7	0	0		14

TEXANS Mack 10 run (K. Brown kick)
TEXANS Mack 1 run (K. Brown kick)
JETS Moss 18 pass from Testaverde (Brien kick)
JETS Brien 39 FG
JETS Brien 30 FG
JETS Jordan 8 run (pass failed)

	TEXANS	JETS
First Downs	17	18
Total Net Yards	325	296
Net Yards Rushing	169	136
Net Yards Passing	156	160
(Att/Comp/Int)	23-15-0	29-15-0
Punts-Average	7-35.3	6-37.8
Fumbles-Lost	0-0	1-0
Sacks-Yards	2-14	2-22
Penalties-Yards	8-50	2-9
Time of Possession	34:16	25:44

RUSHING: TEXANS-Davis 27-129; Carr 3-16; Mack 4-13, 2 TD; Johnson 1-10; Hollings 1-1.
JETS-Martin 17-88; Jordan 7-40, TD; Testaverde 3-8.

PASSING: TEXANS- Carr 15-23, 170 yards.
JETS-Testaverde 15-29, 182 yards, 1 TD.

RECEIVING: TEXANS- Davis 9-70; Johnson 3-71; Miller 1-14; Gaffney 1-8; Bradford 1-7.
JETS-Moss 6-111, TD; Sowell 3-29; Becht 2-30; Jordan 2-8; Conway 1-3; Martin 1-1.

SUMMARY

Houston (2-4) lost to the New York Jets 19-14 at Reliant Stadium. The Texans were off to a high-speed start when RB Stacey Mack sealed the opening drive with a 10-yard touchdown run to give the Texans an early 7-0 lead. Following a defensive stop, the Texans' offense continued its scoring streak after QB David Carr set up a one-yard Mack leap into the end zone to put Houston ahead 14-0. New York QB Vinny Testaverde hit WR Santana Moss on an 18-yard touchdown pass to put the score at 14-7 heading into the locker room. The Jets scored the only points in the third quarter thanks to K Doug Brien's 39-yard field goal which cut Houston's lead to 14-10. A 30-yard field goal from Brien closed the scoring gap to 14-13 in the fourth quarter. New York scored again on the next drive when RB LaMont Jordan punched in a one-yard scoring run to put the Jets ahead 19-14. Davis rushed for 129 yards on 27 carries and led the team in receptions with five catches for 70 yards.



HOUSTONTEXANS.COM

2003 SEASON-IN-REVIEW

GAME #7
COLTS 30, TEXANS 21
RCA DOME, OCTOBER 26, 2003
ATTENDANCE: 56,132

	1Q	2Q	3Q	4Q	OT	Final
HOUSTON TEXANS	0	14	0	7		21
INDIANAPOLIS COLTS	3	14	10	3		30

COLTS Vanderjagt 31 FG
TEXANS Davis 15 run (K. Brown kick)
TEXANS Miller 1 pass from Carr (K. Brown kick)
COLTS Pollard 1 pass from Manning (Vanderjagt kick)
COLTS Wayne 2 pass from Manning (Vanderjagt kick)
COLTS Wayne 57 pass from Manning (Vanderjagt kick)
COLTS Vanderjagt 29 FG
TEXANS Davis 2 run (K. Brown kick)
COLTS Vanderjagt 22 FG

	TEXANS	COLTS
First Downs	18	23
Total Net Yards	270	391
Net Yards Rushing	131	122
Net Yards Passing	139	269
(Att/Comp/Int)	26-20-1	30-22-0
Punts-Average	5-41.0	3-43.0
Fumbles-Lost	1-1	1-1
Sacks-Yards	1-10	0-0
Penalties-Yards	7-52	3-13
Time of Possession	30:32	29:28

RUSHING: TEXANS-Davis 25-109, 2 TD; Stanley 1-12; Banks 1-7; Mack 1-3..

COLTS-James 23-104; Rhodes 2-14; Manning 2-4.

PASSING: TEXANS-Banks 12-17, 88 yards, 1 INT; Carr 8-9, 62 yards, 1 TD.

COLTS-Manning 22-30, 269 yards, 3 TD.

RECEIVING: TEXANS-Davis 7-27; Gaffney 4-58; Miller 4-37, TD; Johnson 4-29, Bradford 1-(-1).

COLTS-Harrison 8-100; Wayne 6-96, 2 TD; Pollard 4-32, TD; Walters 2-34; James 1-5; Pyatt 1-2.

SUMMARY

Indianapolis defeated Houston (2-5) 30-21 at the RCA Dome. Indianapolis K Mike Vanderjagt got things going on a 32-yard field goal to give Indianapolis a 3-0 lead. Houston answered when RB Domanick Davis scampered 15 yards around the right end for the go-ahead touchdown to make it 7-3. On the next offensive series, QB David Carr found TE Billy Miller, who made a gorgeous catch at the back of the end zone to give Houston a 14-3 advantage. Indianapolis QB Peyton Manning responded by leading four straight scoring drives to take a 27-14 lead. A fake field goal set up Davis, who scored from two yards out in the fourth quarter to put the score at 27-21, but Vanderjagt's 22-yard FG with 5:16 left pushed the lead to nine and the Texans couldn't get any closer. Davis topped the 100-yard plateau for the second straight game, gaining 109 yards and two touchdowns on 25 carries.

GAME #8
TEXANS 14, PANTHERS 10
RELIANT STADIUM, NOVEMBER 2, 2003
ATTENDANCE: 70,052

	1Q	2Q	3Q	4Q	OT	Final
CAROLINA PANTHERS	7	0	3	0		10
HOUSTON TEXANS	0	0	7	7		14

PANTHERS Smith 24 pass from Delhomme (Kasay kick)
TEXANS Mack 1 run (K. Brown kick)
PANTHERS Kasay 23 FG
TEXANS Miller 20 pass from Banks (K. Brown kick)

	TEXANS	PANTHERS
First Downs	21	14
Total Net Yards	267	367
Net Yards Rushing	118	174
Net Yards Passing	149	193
(Att/Comp/Int)	19-13-0	23-13-1
Punts-Average	3-48.0	3-49.0
Fumbles-Lost	0-0	1-0
Sacks-Yards	2-5	0-0
Penalties-Yards	7-55	4-40
Time of Possession	30:15	29:45

RUSHING: TEXANS-D. Davis 12-74; Mack 15-26, TD; Banks 2-12; Hollings 1-6.

PANTHERS-S. Davis 30-153; Foster 3-13; Smith 1-6; Delhomme 1-2.

PASSING: TEXANS-Banks 13-19, 154 yards, 1 TD.

PANTHERS-Delhomme 13-23, 193 yards, 1 INT, 1 TD.

RECEIVING: TEXANS-Johnson 4-64; Miller 4-58, TD; Gaffney 3-30; Norris 1-5; D. Davis 1-(-3).

PANTHERS-Smith 5-88, TD; Mangum 2-47; Muhammad 2-29; Hoover 1-10; Goings 1-9; Wiggins 1-6; Foster 1-4.

SUMMARY

A 20-yard touchdown pass from QB Tony Banks to TE Billy Miller sealed the Texans' (3-5) 14-10 win over Carolina at Reliant Stadium. Carolina wasted no time as QB Jake Delhomme hooked up with WR Steve Smith from 24 yards out to give Carolina an early 7-0 lead which the Panthers eventually took into halftime. Houston came out of intermission fired up, and RB Stacey Mack capped the opening drive of the third quarter by punching in a one-yard touchdown to tie the game at seven. Carolina responded with a 23-yard field goal by K John Kasay to go ahead 10-7. Houston came right back as QB Tony Banks threw a laser down the middle to TE Billy Miller for a 20-yard score to put Houston ahead 14-10 in the fourth quarter. Houston's defense forced a Carolina punt and the offense chewed up the clock before turning the ball over on downs with just one second remaining. The Texans defense forced only one turnover, but it was a key one as CB Aaron Glenn intercepted a pass in the end zone to thwart a would-be scoring drive by Carolina in the first quarter. Despite being outgained 367-267, Houston held Carolina to just 14 first downs and won the time of possession, holding the ball for 30:15.



HOUSTONTEXANS.COM

2003 SEASON-IN-REVIEW

GAME #9

BENGALS 34, TEXANS 27
PAUL BROWN STADIUM, NOVEMBER 9, 2003
ATTENDANCE: 50,437

	1Q	2Q	3Q	4Q	OT	Final
HOUSTON TEXANS	3	14	10	0		27
CINCINNATI BENGALS	7	10	7	10		34

BENGALS Bennett 6 pass from Kitna (Graham kick)
TEXANS K. Brown 45 FG
TEXANS Bradford 73 pass from Carr (K. Brown kick)
BENGALS R. Johnson 1 run (Graham kick)
BENGALS Graham 40 FG
TEXANS Gaffney 8 pass from Carr (K. Brown kick)
TEXANS Davis 2 run (K. Brown kick)
BENGALS Ru. Johnson 17 run (Graham kick)
TEXANS K. Brown 33 FG
BENGALS Ru. Johnson 1 run (Graham kick)
BENGALS Graham 40 FG

	TEXANS	BENGALS
First Downs	13	27
Total Net Yards	269	422
Net Yards Rushing	140	240
Net Yards Passing	129	182
(Att/Comp/Int)	25-11-1	26-18-1
Punts-Average	4-35.3	2-39.0
Fumbles-Lost	0-0	0-0
Sacks-Yards	2-17	0-0
Penalties-Yards	6-58	7-55
Time of Possession	18:45	41:15

RUSHING: TEXANS-Davis 15-104, TD; Carr 2-21; A. Johnson 1-11; Hollings 1-4.

BENGALS-Ru. Johnson 43-182, 2 TD; Kitna 5-23; Warrick 2-23; J. Johnson 5-6; TD; Bennett 2-6.

PASSING: TEXANS-Carr 11-25, 146 yards, 1 TD, 1 INT.
BENGALS-Kitna 18-26, 182 yards, 1 TD, 1 INT.

RECEIVING: TEXANS-A. Johnson 3-30; Gaffney 2-8, TD; Norris 2-8; Bradford 1-73, TD; Miller 1-11; Davis 1-11; Wells 1-5.

BENGALS-C. Johnson 9-89; Schobel 3-27; Warrick 2-39; Ru. Johnson 2-18; Bennett 1-6, TD; J. Johnson 1-3.

SUMMARY

The Texans (3-6) rallied to take the lead twice in the second half but the Cincinnati Bengals came out on top with a 34-27 victory at Paul Brown Stadium. After Cincinnati scored on the opening drive, Houston K Kris Brown answered with a 45-yard field goal to put the score at 7-3. On the first play of the second quarter, QB David Carr hit WR Corey Bradford on a 73-yard touchdown to give Houston a 10-7 lead. The Bengals scored a touchdown and a field goal to go up 17-10, but WR Jabar Gaffney's eight-yard touchdown catch tied the game at 17. RB Domanick Davis opened the second half with a two-yard scoring dash to put Houston ahead 24-17. Houston took a 27-24 lead after three quarters on a 33-yard Brown field goal, but the Bengals scored 10 points in the fourth quarter to come away with the win.

GAME #10

TEXANS 12, BILLS 10
RALPH WILSON STADIUM, NOVEMBER 16, 2003
ATTENDANCE: 72,677

	1Q	2Q	3Q	4Q	OT	Final
HOUSTON TEXANS	0	6	3	3		12
BUFFALO BILLS	2	3	3	2		10

BILLS Carr fumble forced by Posey OB in end zone for Safety
BILLS Lindell 23 FG
TEXANS Johnson 46 pass from Banks (K. Brown kick)
TEXANS K. Brown 41 FG
BILLS Lindell 20 FG
TEXANS K. Brown 34 FG
BILLS Johnson OB in end zone for Safety

	TEXANS	BILLS
First Downs	12	17
Total Net Yards	245	335
Net Yards Rushing	34	182
Net Yards Passing	211	153
(Att/Comp/Int)	20-13-1	26-15-0
Punts-Average	5-38.2	6-39.0
Fumbles-Lost	2-0	2-1
Sacks-Yards	4-8	4-31
Penalties-Yards	11-65	6-44
Time of Possession	28:04	31:56

RUSHING: TEXANS-Davis 26-68; Carr 1-0; Johnson 1-(-34).
BILLS-Henry 23-149; Reed 1-16; Morris 2-10; Burns 1-5; Bledsoe 1-2.

PASSING: TEXANS-Banks 11-16, 207 yards, 1 TD, 1 INT; Carr 2-4, 12 yards.

BILLS-Bledsoe 15-26, 184 yards.

RECEIVING: TEXANS-Johnson 4-122, TD; Gaffney 3-40; Davis 3-33; Holloway 1-9; Armstrong 1-8; Bradford 1-7.
BILLS-Reed 6-59; Shaw 5-92; Aiken 1-19; Campbell 1-6; Henry 1-4; Morris 1-4.

SUMMARY

Houston (4-6) notched its second road win of the season after defeating Buffalo 12-10 at Ralph Wilson Stadium. Buffalo drew first blood when former Houston LB Jeff Posey sacked QB David Carr in the end zone to give the Bills a safety and 2-0 lead and knock Carr out of the game. Buffalo K Rian Lindell split the uprights from 23 yards out to give the Bills a 5-0 lead in the second quarter. Houston answered with a 73-yard scoring drive that took just 55 seconds. Backup QB Tony Banks found WR Andre Johnson for a 46-yard touchdown to give the Texans a 6-5 halftime lead after a failed two-point conversion. K Kris Brown's 41-yard field goal extended Houston's lead to 9-5 in the third quarter. A 20-yard Lindell field goal put the score at 9-8. A 34-yard Brown field goal pushed the lead back out to 12-8. LB Jamie Sharper sacked Buffalo QB Drew Bledsoe and forced a fumble that LB Shantee Orr recovered. Houston ran out the clock and with three seconds left, took a safety to ensure the 12-10 victory.



HOUSTONTEXANS.COM

2003 SEASON-IN-REVIEW

GAME #11 PATRIOTS 23, TEXANS 20 RELIANT STADIUM, NOVEMBER 23, 2003 ATTENDANCE: 70,719

	1Q	2Q	3Q	4Q	OT	Final
NEW ENGLAND PATRIOTS	0	10	0	10	3	23
HOUSTON TEXANS	3	0	7	10	0	20

TEXANS PATRIOTS K. Brown 19 FG
B. Johnson 27 pass from Brady (Vinatieri kick)
PATRIOTS TEXANS Vinatieri 21 FG
A. Johnson 10 pass from Banks (K. Brown kick)
PATRIOTS TEXANS Vinatieri 32 FG
Miller 16 pass from Banks (K. Brown kick)
TEXANS PATRIOTS K. Brown 31 FG
PATRIOTS PATRIOTS Graham 4 pass from Brady (Vinatieri kick)
PATRIOTS PATRIOTS Vinatieri 28 FG

	TEXANS	PATRIOTS
First Downs	11	29
Total Net Yards	169	472
Net Yards Rushing	89	128
Net Yards Passing	80	344
(Att/Comp/Int)	25-10-1	47-29-2
Punts-Average	8-39.0	4-31.3
Fumbles-Lost	1-1	2-1
Sacks-Yards	3-13	4-24
Penalties-Yards	6-45	5-58
Time of Possession	30:29	43:50

RUSHING: TEXANS-Davis 24-69; Gaffney 1-13; Banks 2-5; A. Johnson 2-3; Hollings 1 (-1).

PATRIOTS-Faulk 23-80; Brady 6-15; Pass 2-15; Smith 8-10; Cloud 2-8.

PASSING: TEXANS-Banks 10-25, 93 yards, 2 TD, 1 INT.

PATRIOTS-Brady 29-47, 368 yards, 2 TD, 2 INT.

RECEIVING: TEXANS-A. Johnson 4-37, TD; Bradford 2-19; Miller 1-16, TD; Armstrong 1-10; Davis 1-6; Holloway 1-5.

PATRIOTS-Faulk 8-108, B. Johnson 5-65, TD; Branch 5-52; Graham 4-53; Ward 3-33; Stokes 1-31; Fauria 1-10; Cloud 1-8; Pass 1-8.

SUMMARY

The Texans (4-7) fell 23-20 to New England at Reliant Stadium in the club's first-ever overtime game. On the Texans second possession, K Kris Brown nailed a 19-yard field goal to put Houston ahead 3-0. The Patriots answered with a touchdown and a field goal to take a 10-3 lead into half-time. In the third quarter, Houston QB Tony Banks found WR Andre Johnson on a 10-yard touchdown pass to tie the score at 10. New England answered with a 32-yard Vinatieri field goal to pull back in front 13-10. Banks found TE Billy Miller on a 16-yard scoring strike to take a 17-13 lead, and Brown kicked a 29-yard field goal to push the lead to 20-13. The Pats scored to force overtime and ultimately won the game on a 28-yard field goal with 41 seconds left in extra time.

GAME #12 TEXANS 17, FALCONS 13 RELIANT STADIUM, NOVEMBER 30, 2003 ATTENDANCE: 70,388

	1Q	2Q	3Q	4Q	OT	Final
ATLANTA FALCONS	0	7	0	6		13
HOUSTON TEXANS	0	3	14	0		17

FALCONS Duckett 1 run (Feely kick)
TEXANS K. Brown 40 FG
TEXANS Davis 7 run (K. Brown kick)
TEXANS Davis 2 run (K. Brown kick)
FALCONS Feely 35 FG
FALCONS Feely 42 FG

	TEXANS	FALCONS
First Downs	17	16
Total Net Yards	236	243
Net Yards Rushing	135	69
Net Yards Passing	101	174
(Att/Comp/Int)	19-10-1	39-20-1
Punts-Average	5-47.2	5-41.0
Fumbles-Lost	2-0	1-0
Sacks-Yards	4-24	1-2
Penalties-Yards	5-53	6-49
Time of Possession	30:29	29:31

RUSHING: TEXANS-Davis 24-101, 2 TD; Carr 4-30; Hollings 2-4; Wells 1-0.

FALCONS-Duckett 12-31, TD; Griffith 6-19; Vick 3-16; Price 1-5; D. Johnson 2 (-2).

PASSING: TEXANS-Banks 8-14, 100 yards; Carr 2-5, 25 yards, 1 INT.

FALCONS-D. Johnson 12-27, 116 yards, 1 INT; Vick 8-11, 60 yards; Duckett 0-1.

RECEIVING: TEXANS-Miller 4-40; Gaffney 3-28; Davis 2-27; A. Johnson 1-30.

FALCONS-Griffith 5-22; Crumpler 4-48; Price 4-41; Finneran 4-31; Duckett 2-24; Edwards 1-10.

SUMMARY

The Texans (5-7) showed impressive grit in a 17-13 home victory over Atlanta. The Falcons found the end zone first at the beginning of the second quarter when RB T.J. Duckett punched in a one-yard touchdown to give Atlanta a 7-0 lead. Houston answered with a 40-yard Kris Brown field goal to cut the lead to 7-3. QB David Carr took over for an injured Tony Banks in the second half and immediately led a scoring drive which was capped when RB Domanick Davis ran in a seven-yard touchdown to give Houston a 10-7 lead. CB Marcus Coleman intercepted an Atlanta pass on the next possession to set up a two-yard touchdown run by Davis that upped the lead to 17-7. Atlanta K Jay Feely split the uprights from 45 yards out to make it 17-10 in the fourth quarter. Feely hit another soon after, this time from 42 yards out, and cut the score to 17-13. Feely attempted an onside kick to give the Falcons one last chance for a win, but Coleman recovered and the Texans were able to run the clock down to notch their third home victory of the season. Davis ran for 101 yards on 24 carries in the game, his fourth 100-yard game of the year.



HOUSTONTEXANS.COM

2003 SEASON-IN-REVIEW

GAME #13
JAGUARS 27, TEXANS 0
ALLTEL STADIUM, DECEMBER 7, 2003
ATTENDANCE: 43,363

	1Q	2Q	3Q	4Q	OT	Final
HOUSTON TEXANS	0	0	0	0	0	0
JACKSONVILLE JAGUARS	7	10	0	10		27

JAGUARS Smith 32 pass from Leftwich (Marler kick)
JAGUARS Marler 35 FG
JAGUARS Taylor 2 run (Marler kick)
JAGUARS Toefield 1 run (Marler kick)
JAGUARS Marler 28 FG

	TEXANS	JAGUARS
First Downs	7	23
Total Net Yards	124	390
Net Yards Rushing	70	208
Net Yards Passing	54	182
(Att/Comp/Int)	23-11-1	29-18-0
Punts-Average	10-41.9	6-41.0
Fumbles-Lost	3-2	1-0
Sacks-Yards	3-17	1-12
Penalties-Yards	10-86	7-70
Time of Possession	24:14	35:46

RUSHING: TEXANS-Ragone 5-51; Hollings 18-19.
JAGUARS-Taylor 24-163, TD; Toefield 10-54, TD; Allen 3-3; Edwards 1-3; Leftwich 1-(-2); Edwards 1-(-13).

PASSING: TEXANS-Ragone 11-23, 71 yards, 1 INT.
JAGUARS- Leftwich 18-29, 194 yards, 1 TD.

RECEIVING: TEXANS-Miller 4-29; Armstrong 2-13; Bradford 1-12; A. Johnson 1-11; Hollings 1-6; Gaffney 1-5; Ragone 1-(-5).
JAGUARS-Hankton 4-49; Smith 3-58, TD; K Johnson 3-29; Toefield 3-15; Edwards 2-25; Wrihster 1-11; Brady 1-4; Allen 1-3.

SUMMARY

The Texans (5-8) were handed the first - and only - shutout in team history in a 27-0 loss to the Jacksonville Jaguars at ALLTEL Stadium. QB Byron Leftwich hit WR Jimmy Smith in the end zone to give the Jaguars a 7-0 lead in the first quarter. In the next seven possessions, each team could manage just one first down. With less than seven minutes remaining in the half, Jacksonville K Seth Marler split the uprights from 35 yards out to extend the lead to 10-0. Jacksonville got the ball back with under two minutes remaining and RB Fred Taylor scored on a two-yard run, sending Houston to the locker room down 17 points. Houston forced a punt and saw a 41-yard Marler field goal attempt sail wide right on Jacksonville's first two possessions of the second half. The Texans were forced to punt and Taylor scampered for a season-long 62-yard run before RB Brandon Toefield bulldozed in from one yard out to increase the Jaguars lead 24-0. Marler lit up the scoreboard one more time when he hit a 28-yard field goal to cap a 27-0 Jacksonville win. Houston managed just 124 yards of offense in the game and turned the ball over three times.

GAME #14
BUCCANEERS 16, TEXANS 3
RAYMOND JAMES STADIUM, DECEMBER 14, 2003
ATTENDANCE: 65,124

	1Q	2Q	3Q	4Q	OT	Final
HOUSTON TEXANS	0	0	3	0		3
TAMPA BAY BUCCANEERS	7	6	3	0		16

BUCCANEERS Jones 18 run (Gramatica kick)
BUCCANEERS Gramatica 36 FG
BUCCANEERS Gramatica 23 FG
TEXANS K. Brown 38 FG
BUCCANEERS Gramatica 26 FG

	TEXANS	BUCCANEERS
First Downs	7	24
Total Net Yards	107	398
Net Yards Rushing	65	161
Net Yards Passing	42	237
(Att/Comp/Int)	17-9-0	28-17-0
Punts-Average	7-43.4	2-53.5
Fumbles-Lost	2-0	1-0
Sacks-Yards	5-22	0-0
Penalties-Yards	9-62	3-25
Time of Possession	21:26	38:34

RUSHING: TEXANS-Davis 16-56; Hollings 2-9; Ragone 1-0.
BUCCANEERS-Jones 34-134, TD; Stecker 5-17; Lee 1-6; Pittman 1-3; B.Johnson 1-1.

PASSING: TEXANS-Ragone 9-17, 64 yards.
BUCCANEERS- B.Johnson 17-28, 237 yards.

RECEIVING: TEXANS-A.Johnson 4-28; Miller 2-10; Davis 2-2; Bradford 1-24.
BUCCANEERS-McCardell 5-59; Pittman 5-33; Lee 3-95; Dudley 2-14; Cook 1-19; Jones 1-17.

SUMMARY

The Texans (5-9) lost their final road game of the season to Tampa Bay 16-3 at Raymond James Stadium. The Bucs wasted no time getting an early edge over Houston when they drove 53 yards for a touchdown on their first possession. Bucs RB Thomas Jones plunged in from 18 yards out to give the Bucs a 7-0 lead. K Martin Gramatica came on in the second quarter and split the uprights from 36 yards out to extend Tampa Bay's lead to 10-0. The Bucs were able to get one more Gramatica field goal before the end of the first half, this time from 23 yards out, to make it 13-0 at halftime. Houston's defense forced a Tampa Bay punt to start the second half and the Texans offense was able to finally get on the board. K Kris Brown hit a 38-yard field goal to put the score at 13-3. Tampa Bay responded quickly when Johnson connected with Lee for 72 yards to put the Bucs at the Houston 8. Houston's defense forced a 26-yard Gramatica field goal to extend the lead to 16-3. The fourth quarter passed without a score by either side and Tampa walked out with the win. Tampa's defense held the Texans to a mere 107 yards of total offense, including just 42 net passing yards on the day, while the Buccaneers offense held onto the ball for nearly two thirds of the game.



HOUSTONTEXANS.COM

2003 SEASON-IN-REVIEW

GAME #15
TITANS 27, TEXANS 24
RELIANT STADIUM, DECEMBER 21, 2003
ATTENDANCE: 70,758

	1Q	2Q	3Q	4Q	OT	Final
TENNESSEE TITANS	0	10	7	10		27
HOUSTON TEXANS	0	3	14	7		24

TEXANS K. Brown 49 FG
TITANS Kinney 2 pass from McNair (Anderson kick)
TITANS Anderson 41 FG
TEXANS McCree 95 interception return (K. Brown kick)
TITANS Rolle 61 fumble return (Anderson kick)
TEXANS Bradford 20 pass from Carr (K. Brown kick)
TITANS Anderson 26 FG
TEXANS Davis 5 run (K. Brown kick)
TITANS Bennett 23 pass from McNair (Anderson kick)

	TEXANS	TITANS
First Downs	14	21
Total Net Yards	326	450
Net Yards Rushing	91	182
Net Yards Passing	235	268
(Att/Comp/Int)	34-17-2	36-17-1
Punts-Average	7-47.4	7-45.9
Fumbles-Lost	1-1	0-0
Sacks-Yards	1-7	0-0
Penalties-Yards	7-75	6-42
Time of Possession	23:42	36:18

RUSHING: TEXANS-Davis 14-51, TD; Carr 4-40.
TITANS-Geroge 19-79; Brown 10-69; Holcombe 2-25; McNair 3-5; Mason 1-4.

PASSING: TEXANS-Carr 17-34, 242 yards, 2 INT, TD.
TITANS-McNair 17-36, 268 yards, 1 INT, 2 TD.

RECEIVING: TEXANS-Johnson 5-108; Bradford 3-36, TD; Miller 3-33; Armstrong 2-31; Davis 2-9; Gaffney 1-14; Norris 1-11.

TITANS-Bennett 5-84, TD; Mason 4-44; McCareins 2-82; Brown 2-19; Wycheck 1-25; Holcombe 1-6; George 1-6; Kinney 1-2, TD.

SUMMARY

The Texans (5-10) lost their third consecutive game and fourth against the Titans in a last-second, 24-20 thriller at Reliant Stadium. Houston got on the board first when K Kris Brown hit a 49-yard field goal in the second quarter. Tennessee responded with a touchdown and field goal to lead 10-3 at halftime. Houston tied it up in the third when FS Marlon McCree picked off a pass and raced 95 yards for a touchdown. Tennessee's defense answered with a 61-yard fumble return for touchdown to pull ahead 17-10. Houston tied it again when QB David Carr hit WR Corey Bradford for a 20-yard touchdown to tie the score at 17. A Titans field goal made it 20-17. A five-yard score from RB Domanick Davis gave Houston a 24-20 advantage, but Tennessee scored with 17 seconds remaining to steal a win.

GAME #16
COLTS 20, TEXANS 17
RELIANT STADIUM, DECEMBER 28, 2003
ATTENDANCE: 70,680

	1Q	2Q	3Q	4Q	OT	Final
INDIANAPOLIS COLTS	0	3	0	17		20
HOUSTON TEXANS	0	10	7	0		17

COLTS Vanderjagt 39 FG
TEXANS Davis 11 run (K. Brown kick)
TEXANS K. Brown 36 FG
TEXANS Davis 13 run (K. Brown kick)
COLTS James 6 run (Vanderjagt kick)
COLTS Stokley 5 pass from Manning (Vanderjagt kick)
COLTS Vanderjagt 43 FG

	TEXANS	COLTS
First Downs	10	27
Total Net Yards	204	418
Net Yards Rushing	99	207
Net Yards Passing	105	211
(Att/Comp/Int)	23-13-1	38-26-1
Punts-Average	7-47.4	5-40.8
Fumbles-Lost	0-0	2-1
Sacks-Yards	0-0	1-9
Penalties-Yards	6-40	6-60
Time of Possession	24:28	35:32

RUSHING: TEXANS-Davis 20-99, 2 TD; Carr 2-0.
COLTS-James 27-171, TD; Rhodes 8-31; Manning 3-5.

PASSING: TEXANS-Carr 13-23, 105 yards, 1 INT.
COLTS-Manning 26-38, 220 yards, 1 TD, 1 INT.

RECEIVING: TEXANS-Davis 6-35; Johnson 5-51; Bradford 1-12; Miller 1-7.
COLTS-Stokley 9-67, TD; James 5-35; Pollard 4-30; Wayne 3-32; Walters 3-22; Harrison 2-34.

SUMMARY

The Texans (5-11) dropped their final outing of the season in a gripping 20-17 loss to the Indianapolis Colts at Reliant Stadium. After a scoreless first quarter, K Mike Vanderjagt's 39-yard field goal in the second put Indianapolis ahead 3-0. The Texans answered when RB Domanick Davis scampered 11 yards into the end zone soon after to give the Texans a 7-3 lead. An interception by CB Marcus Coleman on Indy's next possession set up K Kris Brown's 36-yard field goal to give Houston a 10-3 halftime lead. On Houston's opening drive of the second half, Davis topped the 1,000-yard mark for the season on a 14-yard carry, then picked up his second touchdown of the day on a 13-yard run to give Houston a 17-3 lead. Indianapolis rallied to score 17 unanswered points in the fourth quarter and pull out the three-point win. RB Edgerrin James ignited the rally with a six-yard scoring run to put the score at 17-10. An interception by Indianapolis' defense set the Colts up at the Houston five, where QB Peyton Manning found WR Brandon Stokley for a touchdown to tie it up, and then Vanderjagt booted a 43-yard field goal as time expired for the win.



HOUSTONTEXANS.COM

2004 SEASON-IN-REVIEW

Texans improve for third consecutive season

The Houston Texans finished the 2004 season with a 7-9 record –two games better than 2003 and with significant accomplishments to build upon next season.

The Texans lost 22-14 to the Cleveland Browns to end the season but strung together a two-game road winning streak at Chicago and Jacksonville early in December. Houston had three two-game win streaks after going the first two years without back-to-back wins. The Texans also swept two AFC South opponents – Jacksonville and Tennessee – to finish 4-2 in what many consider the toughest division in professional football.

WR Andre Johnson became the first Texan selected to the Pro Bowl since 2002 and finished the year with 1,142 receiving yards and six touchdowns. QB David Carr set career highs in yards (3,531), touchdowns (16) and completions (285). RB Domanick Davis overcame a slow start to the season to rush for a career-high 1,188 yards and a team record 13 rushing touchdowns. The Texans improved from 2002 and 2003 in 10 offensive categories.

Defensively, the Texans ended on a high note keeping opponents out of the end zone for 13 consecutive quarters in the months of December and January – an NFL season high. The unit started three rookies, CB Dunta Robinson, LB Jason Babin and SS Glenn Earl. Babin finished second to Kailee Wong (5.5) with four sacks. Robinson led the team with six interceptions, three forced fumbles, three sacks and finished second in Defensive Rookie of the Year voting.

K Kris Brown has yet to miss an extra point since joining the Texans in 2002 and made 34 point after attempts and 17 field goals in 2004. P Chad Stanley punted 73 times for a 41.2 yard average.



PRESEASON

Sat., Aug. 14	DALLAS	W	18-0
Sat., Aug. 21	at Pittsburgh	L	38-3
Fri., Aug. 27	at Denver	L	31-17
Thurs., Sept. 2	TAMPA BAY	L	17-9

REGULAR SEASON

Sun., Sept. 12	SAN DIEGO	L	27-20
Sun., Sept. 19	at Detroit	L	28-16
Sun., Sept. 26	at Kansas City	W	24-21
Sun., Oct. 3	OAKLAND	W	30-17
Sun., Oct. 10	MINNESOTA	L	34-28 OT
Sun., Oct. 17	at Tennessee	W	20-10
Sun., Oct. 24	BYE WEEK		
Sun., Oct. 31	JACKSONVILLE	W	20-6
Sun., Nov. 7	at Denver	L	31-13
Sun., Nov. 14	at Indianapolis	L	49-14
Sun., Nov. 21	GREEN BAY	L	16-13
Sun., Nov. 28	TENNESSEE	W	31-21
Sun., Dec. 5	at NY Jets	L	29-7
Sun., Dec. 12	INDIANAPOLIS	L	23-14
Sun., Dec. 19	at Chicago	W	24-5
Sun., Dec. 26	at Jacksonville	W	21-0
Sun., Jan. 2	CLEVELAND	L	22-14



HOUSTONTEXANS.COM

2004 SEASON-IN-REVIEW

Reliant Stadium

WON 7 LOST 9

09/12	L	20-27
09/19	L	16-28
09/26	W	24-21
10/03	W	30-17
10/10	L	28-34
10/17	W	20-10
10/31	W	20-6
11/07	L	13-31
11/14	L	14-49
11/21	L	13-16
11/28	W	31-21
12/05	L	7-29
12/12	L	14-23
12/19	W	24-5
12/26	W	21-0
01/02	L	22-14

*Sellouts

SAN DIEGO	70,255
at Detroit	61,465
at Kansas City	77,433
OAKLAND	70,741
OT MINNESOTA	70,718
at Tennessee	68,932
JACKSONVILLE	70,502
at Denver	74,292
at Indianapolis	56,511
GREEN BAY	70,769
TENNESSEE	70,721
at New York Jets	77,875
INDIANAPOLIS	70,762
at Chicago	82,122
at Jacksonville	66,227
CLEVELAND	70,724

TOTAL FIRST DOWNS

	Texans	Opp.
Rushing	300	304
Passing	103	89
Penalty	174	194
3rd Down: Made/Att	23	21
3rd Down Pct.	81/211	89/205
4th Down: Made/Att	38.4	43.4
4th Down Pct.	13/21	1/6
	61.9	16.7

POSSESSION AVG

	Texans	Opp.
TOTAL NET YARDS	5128	5458
Avg. Per Game	320.5	341.1
Total Plays	1001	971
Avg. Per Play	5.1	5.6

NET YARDS RUSHING

	Texans	Opp.
Avg. Per Game	1882	1843
Total Rushes	117.6	115.2

NET YARDS PASSING

	Texans	Opp.
Avg. Per Game	3246	3615
Sacked/Yards Lost	202.9	225.9
Gross Yards	49/301	24/161
Att./Completions	3547	3776
Completion Pct.	471/286	530/344
Had Intercepted	60.7	64.9
	14	22

PUNTS/AVERAGE

	Texans	Opp.
NET PUNTING AVG.	73/41.2	69/41.7
PENALTIES/YARDS	73/35.7	69/36.4

FUMBLES/BALL LOST

	Texans	Opp.
TOUCHDOWNS	22/11	22/8
Rushing	37	39
Passing	16	4
Returns	16	32
	5	3

SCORE BY PERIODS

	1	2	3	4	OT	Total
TEXANS	33	101	60	115	0	309
OPPONENTS	65	105	85	82	6	339

SCORING

	TD	Ru	Pa	Rt	PAT	FG	S	TP
Brown	0	0	0	0	34/34	17/24	0	85
Davis	14	13	1	0			0	84
Johnson	6	0	6	0			0	36
Wells	5	3	2	0			0	32
Bradford	3	0	3	0			0	18
Gaffney	2	0	2	0			0	12
Anderson-d	1	0	0	1			0	6
Armstrong	1	0	1	0			0	6
Coleman-a	1	0	0	1			0	6
Faggins-c	1	0	0	1			0	6
Miller	1	0	1	0			0	6
Peek-e	1	0	0	1			0	6
Sharper-b	1	0	0	1			0	6
TEXANS	37	16	16	5	32/32	17/24	0	309
Opponents	39	4	32	3*	37/37	22/29	1	339

- a) M. Coleman 102-yd interception return, @ KC (9/26)
 b) J. Sharper 16-yd fumble return, vs. OAK (10/3)
 c) D. Faggins 43-yd interception return, vs. JAX (10/31)
 d) C. Anderson 60-yd fumble return, @ CHI (11/29)
 e) A. Peek 66-yd fumble return, @ JAX (12/26/04)
 *) E. Drummond 99-yd kickoff return, @ DET (9/19)
 *) B. Sanders 37-yd fumble return, @ IND (11/14)
 *) V. Hutchins 77-yd interception return, @ IND (11/14)

PASSING	Att	Comp	Yds	Cmp%	Yds/Att	TD	TD%	Int	Int%	Long	Sack/Lost	Rating
Carr	442	271	3425	61.3	7.75	15	3.4	14	3.2	69	43/273	83.6
Gaffney	2	0	0	0.0	0.00	0	0.0	0	0.0	0	0/0	39.6
Banks	1	0	0	0.0	0.00	0	0.0	0	0.0	0	0/0	39.6
TEXANS	445	271	3425	60.9	7.70	15	3.4	14	3.1	69	43/273	83.0
Opponents	501	324	3548	64.7	7.08	31	6.2	20	4.0	80t	23/160	89.5

RUSHING

	No.	Yds	Avg	Long	TD
Davis	302	1188	3.9	44	13
Carr	73	298	4.1	24	0
Wells	82	299	3.6	14	3
Hollings	11	47	4.3	13	0
Gaffney	4	30	7.5	10	0
Johnson	4	12	3.0	14	0
Stanley	1	5	5.0	5	0
Baxter	2	1	0.5	1	0
Simmons	1	1	1.0	1	0
Norris	1	0	0.0	0	0
TEXANS	481	1882	3.9	44	16
Opponents	417	1843	4.4	55t	4

RECEIVING

	No.	Yds	Avg	Long	TD
Johnson	79	1142	14.5	54t	6
Davis	68	588	8.6	38	1
Gaffney	41	632	15.4	69	2
Armstrong	29	415	14.3	44	1
Bradford	27	399	14.8	47	3
Miller	17	178	10.5	27	1
Wells	11	79	7.2	28	2
Hollings	5	46	9.2	27	0
Bruener	4	52	13.0	27	0
Norris	4	13	3.3	7	0
Baxter	1	3	3.0	3	0
TEXANS	286	3547	12.4	69	16
Opponents	344	3776	11.0	80t	32

INTERCEPTIONS

	No.	Yds	Avg	Long	TD
Robinson	6	146	24.3	61	0
Glenn	5	40	8.0	23	0
Faggins	3	47	15.7	43t	1
Wong	3	0	0.0	0	0
Coleman	2	116	58.0	102t	1
McCree	1	24	24.0	24	0
Peek	1	20	20.0	20	0
Simmons	1	0	0.0	0	0
TEXANS	22	393	17.9	102t	2
Opponents	14	157	11.2	77t	1

PUNTING

	No.	Yds	Avg	Net	TB	In	Lg	B
Stanley	73	3009	41.2	35.7	7	19	57	0
TEXANS	73	3009	41.2	35.7	7	19	57	0
Opponents	69	2880	41.7	36.4	2	24	64	1

PUNT RETURNS

	Ret	FC	Yds	Avg	Long	TD
Moses	36	13	309	8.6	27	0
Glenn	4	0	22	5.5	18	0
Robinson	0	0	-2	---	-2	0
TEXANS	40	13	329	8.2	27	0
Opponents	30	24	265	8.8	46	0

KICKOFF RETURNS

	No	Yds	Avg	Long	TD
Moses	59	1303	22.1	49	0
Gaffney	2	31	15.5	27	0
Norris	2	25	12.5	15	0
Washington	2	27	13.5	16	0
Wells	2	27	13.5	18	0
Hollings	1	23	23.0	23	0
Starling	1	14	14.0	14	0
TEXANS	69	1450	21.0	49	0
Opponents	60	1386	23.1	99t	1

FIELD GOALS

	1-19	20-29	30-39	40-49	50+
K. Brown	0/0	7/7	3/5	6/9	1/3
TEXANS	0/0	7/7	3/5	6/9	1/3
Opponents	0/0	7/7	3/7	10/13	2/2

K. Brown: (37G,20G) (34G) (28G,49G,49G) (46G,57N, 21G,44G) () (21G,50G) (38G,21G) (37N) (55N) (40N, 46G,40G) (29G,41B) () () (42N,20G) (34B) ()

Opponents: (48G,29G) (47N) () (35N,50G) () (40G) (44G,49N,36G) (52G) (39N) (49N,23G,39G,46G) () () (41G,26G,25G) (30G,43G,44G) (39N,43G) (31N) (45G, 22G, 29G, 45G, 22G)



HOUSTONTEXANS.COM

2004 SEASON-IN-REVIEW

Defensive Statistics

Based on Coaches Film Review

TACKLES	Solo	Asst	Total	Sacks (Yards)	QB Press	INT (Yards)	Pass Defensed	Forced Fumble	Fumble Recovery
Sharper, Jamie	113	64	177	2 (19)	19		5	3	1
Foreman, Jay	67	35	102		2				1
Smith, Robaire	38	62	100	3 (21)	22		6		
Wong, Kailee	65	30	95	5.5 (29)	39	3 (0)	2	1	1
Robinson, Dunta	65	20	85	3 (26)	4	6 (146)	19	3	
Coleman, Marcus	49	31	80			2 (116)	8		
Payne, Seth	34	44	78	2 (16)	12				
Walker, Gary	25	52	77	.5 (4)	36		1	1	
Babin, Jason	51	25	76	4 (19)	45		1		2
Earl, Glenn	32	34	66				1		
Glenn, Aaron	49	10	59			5 (40)	11		
DeLoach, Jerry	19	30	49		2		1		
Simmons, Jason	35	11	46		2	1 (0)		1	
Polk, DaShon	26	19	45	1 (1)					1
Faggins, Demarcus	31	6	37			3 (47)	9		
McCree, Marlon	25	4	29			1 (24)	2		
Sears, Corey	5	11	16		5		2		
Peek, Antwan	10	2	12	2 (16)	7	1 (20)		1	1
Wright, Kenny	7	1	8	1 (10)					
Brown, Eric	3	2	5						
Ioane, Junior	0	3	3		1				
Anderson, Charlie	1	0	1		1				1
Total	750	496	1246	24 (161)	197	22 (393)	68	10	8

Special Teams Statistics

SPECIAL TEAMS	Solo	Asst	Total	Block PAT	Block Punt	Block FG	Forced Fumble	Fumble Recovery
Peek, Antwan	10	8	18		1			
Evans, Troy	8	8	16					
Anderson, Charlie	9	4	13					
Wells, Jonathan	7	5	12					
Brown, Eric	8	1	9					
McCree, Marlon	7	2	9					
Polk, DaShon	8	1	9					
Faggins, Demarcus	6	1	7					
Norris, Moran	4	3	7					
Bell, Jason	5	1	6					
Wright, Kenny	4	1	5					
Starling, Kendrick	4	0	4					
Baxter, Jarrod	3	0	3					
Simmons, Jason	3	0	3					
Bradford, Corey	2	0	2					
Brown, Kris	2	0	2					
Hollings, Tony	1	1	2					
Monk, Quincy	2	0	2					
Pittman, Bryan	1	1	2					
Babin, Jason	0	1	1					
Earl, Glenn	1	0	1					
Johnson, Andre	1	0	1					
Orr, Shantee	1	0	1					
Pitts, Chester	1	0	1					
Total	98	38	136	0	1	0	0	0

2004 SEASON-IN-REVIEW

GAME #1
CHARGERS 27, TEXANS 20
RELIANT STADIUM, SEPTEMBER 12, 2004
ATTENDANCE: 70,255

	1Q	2Q	3Q	4Q	OT	Final
SAN DIEGO CHARGERS	3	7	10	7		27
HOUSTON TEXANS	3	10	7	0		20

TEXANS K. Brown 37 FG
CHARGERS Kaeding 48 FG
TEXANS K. Brown 20 FG
CHARGERS Tomlinson 1 run (Kaeding kick)
TEXANS Davis 2 run (K. Brown kick)
CHARGERS Caldwell 36 pass from Brees (Kaeding kick)
TEXANS Davis 1 run (K. Brown kick)
CHARGERS Kaeding 29 FG
CHARGERS Parker 19 pass from Brees (Kaeding kick)

	TEXANS	CHARGERS
First Downs	20	17
Total Net Yards	336	324
Net Yards Rushing	110	122
Net Yards Passing	226	202
(Att/Comp/Int)	25-19-2	24-17-0
Punts-Average	2-46.0	4-39.0
Fumbles-Lost	2-2	2-0
Sacks-Yards	2-3	1-7
Penalties-Yards	6-83	8-60
Time of Possession	28:50	31:10

RUSHING: TEXANS- Davis 21-87, 2 TDs; Carr 3-12; Hollings 3-10; Baxter 2-1.

CHARGERS-Tomlinson 26-121, TD; Neal 1-3; Brees 5- (-2).

PASSING: TEXANS- Carr 19-25, 229 yards, 2 INT.

CHARGERS-Brees 17-24, 209 yards, 2 TDs.

RECEIVING: TEXANS-Davis 5-70; Johnson 4-58; Gaffney 4-40; Bradford 3-24; Hollings 1-27; Bruener 1-7; Baxter 1-3.
CHARGERS- Gates 8-123; Caldwell 4-65, TD; Tomlinson 3- (-4); Parker 2-25, TD.

SUMMARY

The Houston Texans fell to 0-1 after losing at home to San Diego, breaking an opening-game winning streak that dated back to 2002. The Texans led early thanks to a 37-yard field goal by K Kris Kaeding. San Diego answered with a 48-yarder from K Nate Kaeding, and Brown put Houston back in front 6-3 with a 20-yard kick. The Chargers took their first lead at 10-6 on a one-yard touchdown run by RB LaDainian Tomlinson. Houston RB Domanick Davis gave his team the lead at halftime with a two-yard scoring run to make it 13-10. After another Chargers touchdown in the third quarter, Davis scored from one yard out to put Houston up 17-14, but San Diego scored the last 10 points to pull out the 27-20 win. Davis led the team in rushing, with 87 yards and two scores, and in receiving, with five catches for 70 yards. Houston outgained San Diego, but four turnovers doomed the Texans' chances.

GAME #2
LIONS 28, TEXANS 16
FORD FIELD, SEPTEMBER 19, 2004
ATTENDANCE: 61,465

	1Q	2Q	3Q	4Q	OT	Final
HOUSTON TEXANS	0	3	7	6		16
DETROIT LIONS	0	7	14	7		28

LIONS Schlesinger 1 pass from Harrington (Hanson kick)
TEXANS K. Brown 34 FG
LIONS Williams 31 pass from Harrington (Hanson kick)
TEXANS Johnson 54 pass from Carr (K. Brown kick)
LIONS Drummond 99 kickoff return (Hanson kick)
TEXANS Bradford 27 pass from Carr (pass failed)
LIONS Williams 14 pass from Harrington (Hanson kick)

	TEXANS	LIONS
First Downs	24	18
Total Net Yards	386	266
Net Yards Rushing	112	94
Net Yards Passing	274	172
(Att/Comp/Int)	34-23-1	25-18-1
Punts-Average	2-42.0	3-48.0
Fumbles-Lost	4-2	0-0
Sacks-Yards	5-39	2-4
Penalties-Yards	9-74	8-65
Time of Possession	31:50	28:10

RUSHING: TEXANS- Davis 25-78; Carr 5-30; Wells 1-3; Johnson 1-1.

LIONS-Jones 12-57; Pinner 6-19; Harrington 4-17; Bryson 1-1.

PASSING: TEXANS- Carr 23-34, 313 yards, 2 TDs, 1 INT.

LIONS-Harrington 18-25, 176 yards, 3 TDs, 1 INT.

RECEIVING: TEXANS-Davis 11-95; Armstrong 4-49, Johnson 3-86, TD; Bradford 3-52, TD; Gaffney 1-25, Bruener 1-6.
LIONS- Williams 4-73, 2 TD; Streets 4-32; Hakim 2-26; Alexander 2-13; Schlesinger 2-13, TD; Jones 1-13; Pinner 1-7; Fitzsimmons 1-6; Bryson 1- (-7).

SUMMARY

The Texans (0-2) lost their second consecutive game and first road game in Detroit, falling 28-16 at Ford Field. Detroit got on the board first on a one-yard touchdown pass from QB Joey Harrington to FB Cory Schlesinger to give the Lions a 7-0 lead. Houston answered with a 34-yard K Kris Brown field goal to put the score at 7-3. Harrington hit WR Roy Williams for a 31-yard score, extending Detroit's lead 14-3 in the third quarter. On the ensuing drive, QB David Carr found WR Andre Johnson for a 54-yard touchdown strike to close the deficit to 14-10, but a 99-yard return on the ensuing kickoff extended the Lions lead to 21-10. Carr found WR Corey Bradford on a 27-yard strike to make it 21-16 after a failed two-point conversion try. Harrington's second touchdown pass produced the 28-16 final score.



HOUSTONTEXANS.COM

2004 SEASON-IN-REVIEW

GAME #3

TEXANS 24, CHIEFS 21
ARROWHEAD STADIUM, SEPTEMBER 26, 2004
ATTENDANCE: 77,433

	1Q	2Q	3Q	4Q	OT	Final
HOUSTON TEXANS	0	6	8	10		24
KANSAS CITY CHIEFS	7	0	7	7		21

CHIEFS Gonzalez 14 pass from Green (Tynes kick)
TEXANS K. Brown 28 FG
TEXANS K. Brown 49 FG
CHIEFS Horn 6 pass from Green (Tynes kick)
TEXANS Coleman 102 interception return (Wells run)
CHIEFS Dunn 5 pass from Green (Tynes kick)
TEXANS Gaffney 9 pass from Carr (K. Brown kick)
TEXANS K. Brown 49 FG

	TEXANS	CHIEFS
First Downs	18	25
Total Net Yards	296	366
Net Yards Rushing	76	168
Net Yards Passing	220	196
(Att/Comp/Int)	25-13-1	30-21-1
Punts-Average	4-38.0	4-39.8
Fumbles-Lost	2-0	0-0
Sacks-Yards	3-13	3-28
Penalties-Yards	7-60	9-87
Time of Possession	24:53	35:07

RUSHING: TEXANS- Wells 10-37; Carr 5-26; Davis 10-12; Simmons 1-1.

CHIEFS- Holmes 32-134; Hall 3-22; Morton 1-12.

PASSING: TEXANS- Carr 13-25, 233 yards, 1 INT, 1 TD.

CHIEFS- Green 21-30, 226 yards, 1 INT, 3 TDs.

RECEIVING: TEXANS- Johnson 4-96; Miller 3-39; Armstrong 2-55; Davis 1-15; Wells 1-10; Bradford 1-9; Gaffney 1-9, TD.

CHIEFS- Gonzalez 8-106, TD; Hall 5-32; Morton 4-55; Horn 2-16, TD; Blaylock 1-12; Dunn 1-5, TD.

SUMMARY

The Texans (1-2) picked up their first win of the season in Arrowhead Stadium after K Kris Brown booted a 49-yard game-winning field goal with just seconds remaining. The Chiefs drew first blood when QB Trent Green hit TE Tony Gonzalez with a 14-yard touchdown pass for an early 7-0 lead. Brown got Houston on the board with a 28-yarder to put the score at 7-3, capping a drive that started at the Houston two-yard line. Brown nailed a 49-yarder to trim the lead to a point at halftime. Green hit WR Chris Horn on a six-yard scoring pass to extend the Chiefs lead to 14-6. CB Marcus Coleman came up with a big defensive play in the third quarter, picking off Green in the end zone and racing 102 yards for the longest touchdown in team history. A two-point conversion from RB Jonathan Wells tied the game at 14. Both teams traded fourth-quarter touchdowns to make it 21-21 late in the game. Brown came in to kick the 49-yard game winner, the eighth of his career, to seal the Texans road win, with two seconds left.

GAME #4

TEXANS 30, RAIDERS 17
RELIANT STADIUM, OCTOBER 3, 2004
ATTENDANCE: 70,741

	1Q	2Q	3Q	4Q	OT	Final
OAKLAND RAIDERS	3	14	0	0		17
HOUSTON TEXANS	3	14	3	10		30

TEXANS K. Brown 46 FG
RAIDERS Janikowski 50 FG
TEXANS Sharper 16 fumble return (K. Brown kick)
RAIDERS Zereoue 55 run (Janikowski kick)
TEXANS Wells 1 run (K. Brown kick)
RAIDERS Zereoue 3 run (Janikowski kick)
TEXANS K. Brown 21 FG
TEXANS Johnson 15 pass from Carr (K. Brown kick)
TEXANS K. Brown 44 FG

	TEXANS	RAIDERS
First Downs	20	18
Total Net Yards	386	375
Net Yards Rushing	158	151
Net Yards Passing	228	224
(Att/Comp/Int)	24-14-0	38-21-3
Punts-Average	3-39.7	3-48.7
Fumbles-Lost	2-1	2-2
Sacks-Yards	0-0	1-13
Penalties-Yards	4-25	13-75
Time of Possession	32:49	27:11

RUSHING: TEXANS- Wells 26-105, TD; Carr 9-31; Hollings 6-22.

RAIDERS- Zereoue 14-117, 2 TDs; Wheatley 3-27; Gabriel 1-4; Fargas 1-3; Collins 1-0.

PASSING: TEXANS- Carr 14-23, 228 yards, 0 INT, 1 TD.

RAIDERS- Collins 21-38, 237 yards, 3 INTs.

RECEIVING: TEXANS- Johnson 6-115, TD; Gaffney 4-48; Wells 1-28; Miller 1-27; Armstrong 1-7; Hollings 1-3.

RAIDERS- Curry 5-69; Anderson 3-37; Porter 2-40; Gabriel 2-20; Zereoue 2-17; Jolley 2-12; Wheatley 2-2; Whitted 1-19; Rice 1-18; Crockett 1-3.

SUMMARY

Houston (2-2) defeated Oakland (2-2) 30-17 at Reliant Stadium for the team's first home victory of the 2004 season and franchise's first-ever two-game win streak. K Kris Brown got Houston started with a 46-yard field goal for a 3-0 lead. After an Oakland field goal tied it at three after one quarter, the teams traded two touchdowns apiece to go into halftime at 17-17. On Oakland's second drive of the third quarter, QB Kerry Collins was picked off by Texans CB Dunta Robinson, who returned the interception 25 yards to set up a 21-yard field goal by Brown to take a 20-17 lead. Collins fumbled a snap on the next drive and Texans LB Jay Foreman pounced on the loose ball. QB David Carr found WR Andre Johnson soon after for a 15-yard touchdown pass to extend the Texans lead to 27-17. An interception by CB DeMarcus Faggins set up Brown's 44-yarder which ended the scoring, and Robinson snagged his second pick of the day, returning it 61 yards to seal Houston's win.



HOUSTONTEXANS.COM

2004 SEASON-IN-REVIEW

GAME #5
VIKINGS 34, TEXANS 28
RELIANT STADIUM, OCTOBER 10, 2004
ATTENDANCE: 70,718

	1Q	2Q	3Q	4Q	OT	Final
MINNESOTA VIKINGS	0	14	7	7	6	3 4
HOUSTON TEXANS	0	0	7	7	21	0 28

VIKINGS Moss 1pass from Culpepper (Andersen kick)
VIKINGS Burleson 5 pass from Culpepper (Andersen kick)
VIKINGS M.Robinson 10 pass from Culpepper (Andersen kick)
TEXANS Johnson 2 pass from Carr (K. Brown kick)
TEXANS Davis 1 run (K. Brown kick)
VIKINGS Moss 50 pass from Culpepper (Andersen kick)
TEXANS Armstrong 11 pass from Carr (K. Brown kick)
TEXANS Johnson 22 pass from Carr (K. Brown kick)
VIKINGS M.Robinson 50 pass from Culpepper (Mortensen kick)

	TEXANS	VIKINGS
First Downs	19	27
Total Net Yards	410	510
Net Yards Rushing	52	122
Net Yards Passing	358	388
(Att/Comp/Int)	42-27-0	50-36-0
Punts-Average	7-46.7	8-40.6
Fumbles-Lost	0-0	0-0
Sacks-Yards	4-14	3-8
Penalties-Yards	11-88	10-75
Time of Possession	29:28	38:27

RUSHING: TEXANS- Davis 14-31, TD; Carr 3-21.
VIKINGS-Moore 20-92; Culpepper 6-30.

PASSING: TEXANS- Carr 27-43, 372 yards, 3 TDs, 0 INT.
VIKINGS-Culpepper 36-50, 396 yards, 5 TDs, 0 INT.

RECEIVING: TEXANS-Johnson 12-170, 2 TDs; Armstrong 6-101, TD; Davis 4-31; Gaffney 2-30; Bradford 2-13; Bruener 1-27.

VIKINGS-Moore 12-90; M.Robinson 9-150, 2 TDs; Moss 5-90, 2 TDs; Owens 3-17; Burleson 3-16, TD; Campbell 2-21; Ned 1-9; Howry 1-3.

SUMMARY

The Texans (2-3) fell to the Minnesota Vikings at Reliant Stadium 34-28 in overtime after rallying from a 21-0 deficit. The wide receivers stole the show, as Houston WR Andre Johnson set franchise records with 12 catches for 170 yards and two touchdowns while WR Derrick Armstrong caught six passes for 101 yards and a score. Minnesota WR Randy Moss caught five for 90 yards and a pair of scores and fellow WR Marcus Robinson grabbed nine balls for 150 yards and two scores, including the game-winning 50-yarder in overtime. Houston scored 21 points in the fourth quarter to tie the game at 28 before Robinson won it in extra time.

GAME #6
TEXANS 20, TITANS 10
THE COLISEUM, OCTOBER 17, 2004
ATTENDANCE: 68,932

	1Q	2Q	3Q	4Q	OT	Final
HOUSTON TEXANS	3	10	0	7		20
TENNESSEE TITANS	0	10	0	0		10

TEXANS K. Brown 21 FG
TITANS Bennett 10 pass from McNair (Anderson kick)
TEXANS Gaffney 20 pass from Carr (K. Brown kick)
TITANS Anderson 40 FG
TEXANS K. Brown 50 FG
TEXANS Wells 4 run (K. Brown kick)

	TEXANS	TITANS
First Downs	19	19
Total Net Yards	345	305
Net Yards Rushing	98	101
Net Yards Passing	247	204
(Att/Comp/Int)	26-16-1	41-19-4
Punts-Average	5-38.6	6-47.0
Fumbles-Lost	2-1	1-0
Sacks-Yards	2-19	1-6
Penalties-Yards	4-19	4-35
Time of Possession	32:38	27:22

RUSHING: TEXANS- Wells 22-73, TD; Davis 10-25; Carr 5-0.
TITANS-C.Brown 13-52; McNair 4-33; A.Smith 4-16; Holcombe 1-0.

PASSING: TEXANS- Carr 16-26, 266 yards, 1 TD, 1 INT.
TITANS-McNair 19-41, 210 yards, 1 TD, 4 INTs.

RECEIVING: TEXANS-Gaffney 5-85, TD; Johnson 4-66; Armstrong 3-37; Bradford 2-65; Miller 1-9; Wells 1-4.
TITANS-Mason 5-74; Bennett 5-59, TD; Berlin 4-50; Troupe 2-12; Holcombe 1-5; C.Brown 1-5; A.Smith 1-5.

SUMMARY

Houston (3-3) beat Tennessee 20-10 to pick up its first-ever win against the Titans at The Coliseum. The Texans scored on their opening drive with K Kris Brown's 21-yard field goal to go ahead 3-0. The lead held until the second quarter when Tennessee QB Steve McNair connected with WR Drew Bennett on a 10-yard touchdown strike to give the Titans a 7-3 advantage. Houston's offense answered on the next drive when QB David Carr found WR Jabar Gaffney in the corner of the end zone for a 20-yard touchdown to put the Texans up 10-7. The Titans scored on their next series when K Gary Anderson booted a 40-yard field goal to tie things up at 10. Houston scored once more before the end of the first half on Brown's 50-yard field goal to give the Texans a 13-10 lead heading into intermission. Following a scoreless third quarter, Houston RB Jonathan Wells plunged in from four yards out to give the Texans a 20-10 lead which they would not relinquish. Houston's defense intercepted McNair four times on the day, including rookie CB Dunta Robinson's third of the season.



HOUSTONTEXANS.COM

2004 SEASON-IN-REVIEW

GAME #7

TEXANS 20, JAGUARS 6
RELIANT STADIUM, OCTOBER 31, 2004
ATTENDANCE: 70,502

	1Q	2Q	3Q	4Q	OT	Final
JACKSONVILLE JAGUARS	0	3	0	3		6
HOUSTON TEXANS	7	3	0	10		20

TEXANS Bradford 15 pass from Carr (K. Brown kick)
JAGUARS Scobee 44 FG
TEXANS K. Brown 38 FG
TEXANS K. Brown 21 FG
JAGUARS Scobee 36 FG
TEXANS Faggins 43 interception return (K. Brown kick)

TEXANS	JAGUARS
First Downs	24
Total Net Yards	369
Net Yards Rushing	93
Net Yards Passing	276
(Att/Comp/Int)	35-26-0
Punts-Average	4-38.8
Fumbles-Lost	2-2
Sacks-Yards	0-0
Penalties-Yards	8-75
Time of Possession	35:06

RUSHING: TEXANS- Davis 22-56; Carr 3-15; Gaffney 2-15; Stanley 1-5; Wells 4-2.

JAGUARS-Toefield 5-22; Taylor 3-9; Leftwich 2-5; Jones 2-3.

PASSING: TEXANS- Carr 26-34, 276 yards, 1 TD; Banks 0-1, 0 yards.

JAGUARS-Leftwich 25-40, 227 yards, 2 INT; Garrard 2-2, 28 yards.

RECEIVING: TEXANS-Johnson 9-74; Gaffney 5-88; Davis 5-39; Bradford 3-52, TD; Wells 2-7; Armstrong 1-11; Miller 1-5.

JAGUARS-Smith 9-117; Edwards 5-43; Williams 5-27; Toefield 4-28; Jones 1-18; Taylor 1-10; Edwards 1-9; Jones 1-3.

SUMMARY

The Texans (4-3) defeated the Jaguars 20-6 at Reliant Stadium, giving Houston a winning record through seven games, the latest such point in team history. Houston scored first when QB David Carr connected with WR Corey Bradford on a 15-yard touchdown pass in the first quarter to give Houston a 7-0 lead. Jacksonville got on the board in the second quarter when K Josh Scobee hit a 44-yard field goal to cut the lead 7-3. K Kris Brown then nailed a 38-yarder to give Houston a 10-3 halftime lead. After a scoreless third quarter, a 21-yard Brown field goal extended the lead to 13-3. Jacksonville kept fighting and got three more points on a 36-yard Scobee field goal to put the score at 13-6. The game was still in doubt until Texans CB DeMarcus Faggins picked Jacksonville QB Byron Leftwich and raced 43 yards into the end zone to seal a 20-6 Texans victory on Battle Red Day.

GAME #8

BRONCOS 31, TEXANS 13
INVESCO Field at Mile High, NOVEMBER 7, 2004
ATTENDANCE: 74,292

	1Q	2Q	3Q	4Q	OT	Final
HOUSTON TEXANS	0	7	0	6		13
DENVER BRONCOS	7	17	7	0		31

BRONCOS Putzier 34 pass from Plummer (Elam kick)
BRONCOS Elam 52 FG
TEXANS Davis 1 run (K. Brown kick)
BRONCOS Lelie 40 pass from Plummer (Elam kick)
BRONCOS Smith 13 pass from Plummer (Elam kick)
BRONCOS K.Johnson 23 pass from Plummer (Elam kick)
TEXANS Davis 1 run (pass failed)

TEXANS	BRONCOS
First Downs	22
Total Net Yards	331
Net Yards Rushing	103
Net Yards Passing	228
(Att/Comp/Int)	41-22-0
Punts-Average	6-46.7
Fumbles-Lost	0-0
Sacks-Yards	4-17
Penalties-Yards	9-109
Time of Possession	27:55

RUSHING: TEXANS-Davis 19-71, 2 TDs; Hollings 2-15; Carr 5-10; Wells 1-7.

BRONCOS-Droughns 29-120; Hearst 5-13; Watts 1-4; Plummer 1-2.

PASSING: TEXANS-Carr 22-41, 245 yards.
BRONCOS-Plummer 16-24, 234 yards, 4 TDs.

RECEIVING: TEXANS-Gaffney 6-86; Armstrong 6-84; Johnson 3-28; Hollings 3-16; Davis 2-19; Norris 1-7; Bradford 1-5.
BRONCOS-Lelie 4-81, TD; K.Johnson 3-46, TD; Smith 3-29, TD; Putzier 2-48, TD; Carswell 2-19; Droughns 1-6; Watts 1-5.

SUMMARY

Looking to win three consecutive games for the first time, the Texans (4-4) fell flat in Denver as the Broncos cruised to a 31-13 win at INVESCO Field. Denver scored first when QB Jake Plummer found TE Jeb Putzier on a 34-yard scoring strike to give Denver a 7-0 lead at the end of the first quarter. After a Houston punt, Denver K Jason Elam booted a 52-yard field goal to extend the Broncos lead to 10-0. Houston RB Domanick Davis scored from one yard out following a blocked punt to make the score 10-7. The Broncos answered with a 40-yard bomb from Plummer to WR Ashley Lelie to give Denver a 17-7 lead with under two minutes remaining in the first half. After another Texans punt Plummer engineered a textbook two-minute drill, ultimately finding WR Rod Smith for a 13-yard touchdown to give Denver a commanding 24-7 lead at halftime. After another touchdown made it 31-7, Davis punched in his second touchdown of the day which, after a failed two-point conversion attempt, made it 31-13.



HOUSTONTEXANS.COM

2004 SEASON-IN-REVIEW

GAME #9
COLTS 49, TEXANS 14
RCA DOME, NOVEMBER 14, 2004
ATTENDANCE: 56,511

	1Q	2Q	3Q	4Q	OT	Final
HOUSTON TEXANS	0	0	7	7		14
INDIANAPOLIS COLTS	7	14	21	7		49

COLTS Stokley 4 pass from Manning (Vanderjagt kick)
COLTS Wayne 5 pass from Manning (Vanderjagt kick)
COLTS Clark 1 pass from Manning (Vanderjagt kick)
COLTS Stokley 69 pass from Manning (Vanderjagt kick)
COLTS Sanders 37 fumble return (Vanderjagt kick)
TEXANS Davis 1 run (K. Brown kick)
COLTS Clark 80 pass from Manning (Vanderjagt kick)
TEXANS Davis 1 run (K. Brown kick)
COLTS Hutchins 77 interception return (Vanderjagt kick)

	TEXANS	COLTS
First Downs	20	17
Total Net Yards	302	398
Net Yards Rushing	132	86
Net Yards Passing	170	312
(Att/Comp/Int)	41-22-3	27-18-2
Punts-Average	4-33.8	3-41.0
Fumbles-Lost	3-1	1-0
Sacks-Yards	5-45	1-8
Penalties-Yards	8-65	11-85
Time of Possession	35:41	24:19

RUSHING: TEXANS-Davis 31-98, 2 TDs; Johnson 1-14; Carr 3-10; Wells 2-10.
COLTS-James 20-86.

PASSING: TEXANS-Carr 22-41, 215 yards, 3 INTs
COLTS-Manning 18-27, 320 yards, 5 TDs, 2 INTs.

RECEIVING: TEXANS-Davis 7-54; Johnson 6-59; Gaffney 3-41; Bradford 2-38; Armstrong 1-14; Miller 1-6; Norris 1-4; Wells 1-(-1).
COLTS-Stokley 5-132, 2 TDs; Wayne 4-33, TD; Clark 3-102, 2 TDs; Harrison 2-22; Pollard 2-17; James 2-14.

SUMMARY

The Colts defeated the Texans (4-5) 49-14 at the RCA Dome behind five touchdown passes from QB Peyton Manning. Indianapolis raced out to a 35-0 lead before Houston finally found the end zone when RB Domanick Davis scored from a yard out with 2:29 left in the third quarter, cutting the lead to 35-7. After another Colts touchdown, Davis punched in another one-yard touchdown run to make it 42-14 in the fourth quarter. The Colts added insult to injury with 1:47 left in the game as CB Von Hutchins picked off Houston QB David Carr and raced to the end zone to seal the Colts 49-14 win. CB Aaron Glenn and LB Antwan Peek each intercepted Manning, providing the lone bright spots on defense.

GAME #10
PACKERS 16, TEXANS 13
RELIANT STADIUM, NOVEMBER 21, 2004
ATTENDANCE: 70,769

	1Q	2Q	3Q	4Q	OT	Final
GREEN BAY PACKERS	0	3	0	13		16
HOUSTON TEXANS	0	13	0	0		13

PACKERS Longwell 23 FG
TEXANS Davis 6 pass from Carr (K. Brown kick)
TEXANS K. Brown 46 FG
TEXANS K. Brown 40 FG
PACKERS Driver 24 pass from Favre (Longwell kick)
PACKERS Longwell 39 FG
PACKERS Longwell 46 FG

	TEXANS	PACKERS
First Downs	13	22
Total Net Yards	251	473
Net Yards Rushing	107	90
Net Yards Passing	144	383
(Att/Comp/Int)	27-13-0	50-33-2
Punts-Average	7-44.0	3-40.0
Fumbles-Lost	0-0	0-0
Sacks-Yards	2-20	0-0
Penalties-Yards	3-25	10-90
Time of Possession	27:54	32:06

RUSHING: TEXANS-Davis 21-65; Carr 3-36; Gaffney 2-15; Johnson 1-(-9).

PACKERS-Williams 6-42; Favre 2-16; Green 5-15; Fisher 7-14; Luchey 1-3.

PASSING: TEXANS-Carr 13-26, 164 yards, 1 TD; Gaffney 0-1, 0 yards.

PACKERS-Favre 33-50, 383 yards, 2 INT, 1 TD.

RECEIVING: TEXANS-Johnson 6-107; Davis 6-41, TD; Armstrong 1-16.

PACKERS-Driver 10-148, TD; Walker 9-88; Ferguson 4-44; Fisher 4-18; Franks 2-43; Chatman 2-17; Henderson 1-20; Steele 1-5.

SUMMARY

The Texans (4-6) fell to Green Bay 16-13 on a last-second field goal at Reliant Stadium. Packers K Ryan Longwell opened the scoring when he split the uprights from 23 yards out to give Green Bay a 3-0 advantage in the second quarter. Houston RB Domanick Davis got the Texans on the board when he hauled in a six-yard touchdown pass from QB David Carr to give the Texans a 7-3 lead. Houston K Kris Brown extended the lead to 13-3 at halftime with field goals of 46 and 40 yards. After a scoreless third period, Green Bay staged a 13-point rally in the fourth quarter for the victory. Green Bay QB Brett Favre found WR Donald Driver from 24 yards out to cut the Texans lead to 13-10. After a Texans punt, Longwell hit from 39 yards out to tie the score at 13. Houston's offense was unable to get anything going in the second half, and at the two-minute warning, Green Bay began to drive again and with just two seconds remaining in the game, Longwell kicked the game-winning 46-yard field goal to give Green Bay a 16-13 win as time



HOUSTONTEXANS.COM

2004 SEASON-IN-REVIEW

ran out.

GAME #11
TEXANS 31, TITANS 21
RELIANT STADIUM, NOVEMBER 28 2004
ATTENDANCE: 70,721

	1Q	2Q	3Q	4Q	OT	Final
TENNESSEE TITANS	14	7	0	0		21
HOUSTON TEXANS	3	7	14	7		31

TITANS Kinney 12 pass from McNair (Anderson kick)
TITANS Kinney 11 pass from McNair (Anderson kick)
TEXANS K. Brown 29 FG
TITANS Mason 4 pass from McNair (Anderson kick)
TEXANS Wells 7 run (K. Brown kick)
TEXANS Miller 14 pass from Carr (K. Brown kick)
TEXANS Johnson 11 pass from Carr (K. Brown kick)
TEXANS Davis 41 run (K. Brown kick)

	TEXANS	TITANS
First Downs	19	23
Total Net Yards	328	355
Net Yards Rushing	149	134
Net Yards Passing	179	221
(Att/Comp/Int)	30-21-1	34-25-1
Punts-Average	3-45.3	3-42.3
Fumbles-Lost	0-0	4-2
Sacks-Yards	3-22	1-6
Penalties-Yards	3-36	5-37
Time of Possession	27:05	32:55

RUSHING: TEXANS-Davis 16-129, TD; Wells 3-10, TD; Carr 2-10.

TITANS-Smith 21-90; McNair 3-24; Holcombe 1-20.

PASSING: TEXANS-Carr 21-30, 201 yards, 2 TDs, 1 INT.

TITANS-McNair 25-34, 227 yards, 3 TDs, 1 INT.

RECEIVING: TEXANS-Davis 7-52; Miller 4-42, TD; Johnson 4-34, TD; Bradford 3-32; Armstrong 1-20; Bruener 1-12; Wells 1-9.

TITANS-Mason 8-87, TD; Kinney 6-53, 2 TDs; Bennett 5-54; Meier 2-12; Smith 2-11; Troupe 1-6; Holcombe 1-4.

SUMMARY

The Texans (5-6) clawed back from an 18-point deficit to defeat the Titans for the second time this season, sweeping an AFC South opponent for the first time in club history. The Texans' 31 points set a team record. Tennessee raced out to a 21-3 second-quarter lead thanks to a trio of touchdown passes from QB Steve McNair with a 29-yard field goal from Houston K Kris Brown sandwiched in the middle. RB Jonathan Wells started the 28-point onslaught with a seven-yard scoring run to make it 21-10 at halftime. QB David Carr connected with TE Billy Miller on a 14-yard touchdown strike to finish the opening drive of the second half and make it 21-17. Houston's defense forced a fumble on the next series to set up Carr's 11-yard scoring pass to WR Andre Johnson, putting Houston up 24-21. RB Domanick Davis capped the comeback with a 41-yard jaunt in the fourth quarter to seal the 31-21 victory.

GAME #12
JETS 29, TEXANS 7
GIANTS STADIUM, DECEMBER 5, 2004
ATTENDANCE: 77,875

	1Q	2Q	3Q	4Q	OT	Final
HOUSTON TEXANS	0	7	0	0		7
NEW YORK JETS	3	3	7	16		29

JETS Brien 41 FG
JETS Brien 26 FG
TEXANS Davis 2 run (K. Brown kick)
JETS Martin 4 run (Brien kick)
JETS Martin 5 pass from Pennington (pass failed)
JETS Becht 2 pass from Pennington (Brien kick)
JETS Brien 25 FG

	TEXANS	JETS
First Downs	13	26
Total Net Yards	230	360
Net Yards Rushing	83	210
Net Yards Passing	147	150
(Att/Comp/Int)	25-12-2	27-20-1
Punts-Average	3-39.0	2-40.0
Fumbles-Lost	1-0	0-0
Sacks-Yards	2-10	1-5
Penalties-Yards	5-48	6-49
Time of Possession	25:17	34:43

RUSHING: TEXANS-Davis 17-52; Carr 4-16; Wells 2-9; Johnson 1-6; Norris 1-0.

JETS-Martin 23-134, TD; Jordan 11-60; Pennington 2-16.

PASSING: TEXANS-Carr 12-25, 157 yards, 2 INT.

JETS-Pennington 20-27, 155 yards, 2 TDs, 1 INT.

RECEIVING: TEXANS-Johnson 7-125; Gaffney 2-21; Armstrong 1-7; Davis 1-4, TD; Norris 1-0.

JETS-Sowell 5-38; McCareins 4-47; Martin 4-20, TD; Chrebet 2-25; Carter 2-18; Moss 1-6; Becht 1-2, TD; Jordan 1-(-1).

SUMMARY

The Texans (5-7) fell 29-7 to the New York Jets at The Meadowlands. The Jets took an early 3-0 lead thanks to a 41-yard field goal from K Doug Brien on their opening drive. On the first play of Houston's ensuing drive, RB Domanick Davis took the handoff, broke a few holes and raced 60 yards into the end zone, but his celebration was cut short after a holding call brought the play back to the Houston 30. The drive ultimately stalled and on New York's ensuing possession, Brien booted a 26-yarder to extend the lead to 6-0. Davis punched in a touchdown on the next drive and the Texans took a 7-6 lead. Texans CB Dunta Robinson then picked of Pennington's intended pass for Jets WR Justin McCareins, returning the theft 20 yards to the Jets 36. QB David Carr's first pass was picked off to end the threat. The Jets rattled off 23 unanswered points in the second half, including 16 in the fourth quarter, to cruise to the victory. WR Andre Johnson led the way for the Texans offense with seven catches for 125 yards.



HOUSTONTEXANS.COM

2004 SEASON-IN-REVIEW

GAME #13
COLTS 23, TEXANS 14
RELIANT STADIUM, DECEMBER 12, 2004
ATTENDANCE: 70,762

	1Q	2Q	3Q	4Q	OT	Final
INDIANAPOLIS COLTS	14	0	3	6		23
HOUSTON TEXANS	0	7	7	0		14

COLTS Harrison 3 pass from Manning (Vanderjagt kick)
COLTS Wayne 12 pass from Manning (Vanderjagt kick)
TEXANS Wells 3 pass from Carr (K. Brown kick)
COLTS Vanderjagt 30 FG
TEXANS Davis 15 run (K. Brown kick)
COLTS Vanderjagt 43 FG
COLTS Vanderjagt 44 FG

	TEXANS	COLTS
First Downs	17	22
Total Net Yards	273	382
Net Yards Rushing	148	101
Net Yards Passing	125	281
(Att/Comp/Int)	21-16-1	33-26-0
Punts-Average	4-43.3	3-37.7
Fumbles-Lost	1-1	2-0
Sacks-Yards	5-42	2-17
Penalties-Yards	6-30	8-50
Time of Possession	27:41	32:19

RUSHING: TEXANS-Davis 23-128, TD; Carr 4-19; Wells 1-1.
COLTS-James 28-104; Manning 2-(-3).

PASSING: TEXANS-Carr 16-21, 167 yards, 1 TD, 1 INT.
COLTS-Manning 26-33, 298 yards, 2 TDs.

RECEIVING: TEXANS- Davis 6-73; Johnson 3-34; Bradford 2-27; Miller 2-23; Wells 2-8, TD; Norris 1-2.
COLTS-Wayne 7-96, TD; James 7-54; Pollard 4-42; Stokley 3-54; Harrison 3-26, TD; Clark 2-26.

SUMMARY

The Indianapolis Colts defeated the Houston Texans (5-8) 23-14 at Reliant Stadium. Following an interception on Houston's opening drive, Colts QB Peyton Manning found WR Marvin Harrison on Indianapolis' first possession for a three-yard touchdown to give Indy a 7-0 lead. On Indy's next drive, Manning fired a 12-yard scoring strike to WR Reggie Wayne to give the Colts a two-touchdown lead. Texans QB David Carr found RB Jonathan Wells for a three-yard touchdown pass to cut the Colts lead 14-7 going into halftime. Colts K Mike Vanderjagt made a 30-yard field goal on the opening drive of the second half to extend the lead to 17-7. The Texans answered with a 15-yard touchdown run by RB Domanick Davis to cut the lead 17-14. A pair of field goals by Vanderjagt in the fourth quarter, from 43 and 44 yards, put the game out of reach. CB Dunta Robinson had a strong game on defense, sacking Manning twice and forcing a fumble. Davis finished the day with 128 yards rushing yards and 201 total yards, a new personal best. It was Davis' second 100-yard rushing game in 2004 and sixth of his career.

GAME #14
TEXANS 24, BEARS 5
SOLDIER FIELD, DECEMBER 19, 2004
ATTENDANCE: 62,122

	1Q	2Q	3Q	4Q	OT	Final
HOUSTON TEXANS	0	7	0	17		24
CHICAGO BEARS	0	0	2	3		5

TEXANS BEARS Bradford 37 pass from Carr (K. Brown kick)
 Penalty on Carr enforced in end zone for Safety
BEARS Edinger 43 FG
TEXANS K. Brown 20 FG
TEXANS Davis 11 run (K. Brown kick)
TEXANS Anderson 60 fumble return (K. Brown kick)

	TEXANS	BEARS
First Downs	15	11
Total Net Yards	314	203
Net Yards Rushing	106	54
Net Yards Passing	208	149
(Att/Comp/Int)	28-13-0	35-17-2
Punts-Average	7-30.7	7-42.1
Fumbles-Lost	0-0	5-2
Sacks-Yards	2-12	2-19
Penalties-Yards	10-89	5-50
Time of Possession	31:34	28:26

RUSHING: TEXANS-Davis 25-95, TD; Carr 6-8; Wells 3-3.
BEARS-Jones 15-40; Thomas 6-21; Hutchinson 3-0; Berrian 2-(-7).

PASSING: TEXANS-Carr 13-28, 220 yards, 1 TD.
BEARS-Hutchinson 17-34, 168 yards, 1 INT.

RECEIVING: TEXANS- Gaffney 4-109; Davis 4-22; Bradford 3-58, TD; Johnson 2-31.
BEARS-Jones 7-37; Terrell 3-41; B.Wade 2-23; Thomas 1-19; Gage 1-18; Clark 1-14; Berrian 1-9; McKie 1-7.

SUMMARY

The Texans (6-8) rode their best defensive effort of their brief history en route to a 24-5 win over the Bears at Soldier Field. The Texans' defense forced four turnovers and scored a defensive touchdown. Texans RB Domanick Davis rushed for 95 yards and a touchdown as Houston weathered its coldest game in team annals (12 degrees). After a scoreless first quarter, Texans QB David Carr sailed a pass over WR Corey Bradford's shoulder for a 37-yard touchdown strike to give Houston a 7-0 lead. The Bears got on the board in the third quarter when their defense pressured Carr and he was forced to throw out of the end zone. His incomplete pass was tagged as an intentional grounding penalty giving the Bears a safety. A fourth-quarter field goal made it 7-5. Houston answered swiftly with a 20-yard field goal from K Kris Brown to extend the lead to 10-5. Davis scored from 11 yards out to give the Texans a 17-5 lead. With under five minutes remaining, Texans LB Charlie Anderson scooped up a Bears fumble and sprinted 60 yards to paydirt, sealing the 24-5 win.



HOUSTONTEXANS.COM

2004 SEASON-IN-REVIEW

GAME #15 TEXANS 21, JAGUARS 0 ALLTEL STADIUM, DECEMBER 26, 2004 ATTENDANCE: 66,227

	1Q	2Q	3Q	4Q	OT	Final
HOUSTON TEXANS	7	7	0	7		21
JACKSONVILLE JAGUARS	0	0	0	0		0

TEXANS Davis 1 run (K. Brown kick)
TEXANS Johnson 10 pass from Carr (K. Brown kick)
TEXANS Peek 66 fumble return (K. Brown kick)

	TEXANS	JAGUARS
First Downs	19	6
Total Net Yards	333	126
Net Yards Rushing	211	95
Net Yards Passing	131	54
(Att/Comp/Int)	20-14-2	21-10-1
Punts-Average	5-44.2	7-45.3
Fumbles-Lost	2-0	3-2
Sacks-Yards	4-17	3-23
Penalties-Yards	6-50	5-45
Time of Possession	38:58	21:02

RUSHING: TEXANS-Davis 31-158, TD; Wells 5-34; Carr 8-27.
JAGUARS-Jones 9-38; Fuamatu-Ma'afala 4-25; Leftwich 4-19; Toefield 3-13.

PASSING: TEXANS-Carr 13-19, 131 yards, 1 TD, 2 INTs.
JAGUARS-Leftwich 6-14, 35 yards, 1 INT; Garrard 4-7, 19 yards.

RECEIVING: TEXANS-Davis 4-31; Johnson 4-46, TD; Gaffney 3-39; Armstrong 1-8; Miller 1-7.
JAGUARS-Edwards 3-24; Smith 2-17; Toefield 2-(-5); Wilford 1-9; Allen 1-5; Brady 1-4.

SUMMARY

The Texans (7-8) defeated the Jaguars for the second time this season and finished division play with a 4-2 mark and sweep over both the Jaguars and Titans. Houston's 21-0 win marked the first shutout in team history. The offense piled up 333 yards and held the ball for nearly 40 minutes, while the defense held Jacksonville to a mere 126 total yards and forced three turnovers. Houston got the ball first and wasted no time marching down the field before RB Domanick Davis plunged into the end zone from one yard out to give Houston a 7-0 lead. In the second quarter, QB David Carr found WR Andre Johnson in the left corner of the end zone from 10 yards out and the Texans took a 14-0 lead. LB Kaile Wong intercepted Jacksonville QB David Garrard in the third quarter, but the offense couldn't convert the turnover into points. In the fourth quarter, Texans CB Dunta Robinson stripped the ball out of WR Troy Edwards hands. The ball sailed right into the hands of Texans LB Antwan Peek, who rumbled 66 yards for his first career touchdown extending the Texans lead 21-0. On the Jaguars next possession, Texans LB Jamie Sharper nailed Toefield and LB Jason Babin recovered the fumbled ball to give the Texans offense the opportunity to run out the clock for a shutout.

GAME #16 BROWNS 22, TEXANS 14 RELIANT STADIUM, JANUARY 2, 2005 ATTENDANCE: 70,724

	1Q	2Q	3Q	4Q	OT	Final
CLEVELAND BROWNS	3	6	7	6		22
HOUSTON TEXANS	7	0	0	7		14

BROWNS Dawson 45 FG
TEXANS Wells 6 pass from Carr (K. Brown kick)
BROWNS Dawson 22 FG
BROWNS Dawson 29 FG
BROWNS Heiden 9 pass from Holcomb (Dawson kick)
BROWNS Dawson 45 FG
BROWNS Dawson 22 FG
TEXANS Davis 1 run (K. Brown kick)

	TEXANS	BROWNS
First Downs	18	18
Total Net Yards	238	364
Net Yards Rushing	136	137
Net Yards Passing	102	227
(Att/Comp/Int)	27-16-0	29-20-2
Punts-Average	7-43.1	3-32.7
Fumbles-Lost	1-1	0-0
Sacks-Yards	6-28	1-1
Penalties-Yards	8-52	6-46
Time of Possession	25:55	34:05

RUSHING: TEXANS-Davis 17-103, TD; Carr 5-28; Wells 2-5.
BROWNS-Suggs 26-131; Northcutt 1-4; Jackson 1-4; Green 2-0; Holcomb 2-(-2).

PASSING: TEXANS-Carr 15-25, 114 yards, 1 TD; Banks 1-1, 16 yards; Gaffney 0-1, 0 yards.
BROWNS-Holcomb 20-29, 228 yards, 1 TD, 2 INTs.

RECEIVING: TEXANS-Davis 5-42; Miller 3-20; Bradford 2-24; Wells 2-14, TD; Johnson 2-13; Gaffney 1-11; Armstrong 1-6.
BROWNS-Bryant 7-87; Northcutt 5-85; Suggs 3-23; Heiden 2-20, TD; Shea 2-5; King 1-8.

SUMMARY

The Texans (7-9) wrapped up their 2004 season on a sour note, falling to the Browns 22-14 at Reliant Stadium. Browns K Phil Dawson provided 15 of his team's points with five FGs. RB Domanick Davis rushed for 103 yards and one score, but the Texans had just 102 net passing yards as the Browns sacked QB David Carr six times. After Dawson's 45-yard field goal gave Cleveland a 3-0 lead early, the Texans answered on the ensuing drive when QB David Carr hit RB Jonathan Wells on a six-yard touchdown strike to put Houston up 7-3. Cleveland then proceeded to reel off 19 consecutive points over the next three quarters to go up 22-7. The Texans weren't ready to throw in the towel as Davis punched in a one-yard touchdown run to bring the score to 22-14. Texans K Kris Brown attempted an onside kick to give Houston one last scoring shot but Cleveland recovered the ball to secure a 22-14 win in the last week of the season.



HOUSTONTEXANS.COM

2005 SEASON-IN-REVIEW

Texans finish the season 2-14

The Houston Texans completed their fourth season with a 2-14 record, worst in franchise history. Houston faced five teams that had at least ten wins on the season, four of which made the playoffs and three that won their division.

Houston was plagued by injuries and changes during their 2005 campaign. The Texans had 10 combinations starters on the offensive line. Five Texans linemen started at least two games at different positions. Houston improved on their rushing average in 2005, averaging 4.2 yards per carry versus 3.9 the season before. RB Domanick Davis battled through inflammation in his knee the entire season to rush for 976 yards, falling 24 yards shy of his third consecutive 1,000 yard season to begin his career. Others like Carr and RB Jonathan Wells picked up the slack. Both rushed for over 300 yards and passed the career 1,000 yard rushing mark. They join Davis as the only three players to rush for 1,000 yards as a Texan.

The Texans defense was hampered by injury. They said goodbye to their signal caller and leader LB Kailee Wong in Week 5 when he tore ligaments in his knee forcing him to miss the season. The middle was anchored by LB Morlon Greenwood, who led the team with 143 tackles, and LB DaShon Polk, who made a career high 134 tackles.

Houston also got contributions from a pair of rookies picked on the second day of the draft who came up big. KR Jerome Mathis, a fourth-round pick, was named to the Pro Bowl and was named AP First Team All Pro as he averaged 28.6 yards per return. He returned a pair of kickoffs for touchdowns, including the first in Texans history. S C.C. Brown, a sixth-round pick, set a Texans rookie record by recording 93 tackles and made one interception.



PRESEASON

Sat., Aug. 13	Denver	L	20-14
Sat., Aug. 20	Oakland	W	19-17 Sat.,
Aug. 27	@Dallas	L	21-9
Thurs., Sept. 1	@Tampa Bay	L	38-14

REGULAR SEASON

Sun., Sept. 11	@Buffalo	L	22-7
Sun., Sept. 18	Pittsburgh	L	27-7
Sun., Sept. 25	BYE WEEK		
Sun., Oct. 2	@Cincinnati	L	16-10
Sun., Oct. 9	Tennessee	L	34-20
Sun., Oct. 16	@Seattle	L	42-10
Sun., Oct. 23	Indianapolis	L	38-20
Sun., Oct. 30	Cleveland	W	19-16
Sun., Nov. 6	@Jacksonville	L	21-14
Sun., Nov. 13	@Indianapolis	L	31-17
Sun., Nov. 20	Kansas City	L	45-17
Sun., Nov. 27	St. Louis	L	33-27
Sun., Dec. 4	@Baltimore	L	16-15
Sun., Dec. 11	@Tennessee	L	13-10
Sun., Dec. 18	Arizona	W	30-19
Sun., Dec. 24	Jacksonville	L	38-20
Sun., Jan 1	@San Francisco	L	20-17



2005 SEASON-IN-REVIEW

Reliant Stadium

WON 2	LOST 14				
09/11	L	7-22	at Buffalo	71-781	
09/18	L	7-27	Pittsburgh	70-742	
10/02	L	10-16	at Cincinnati	65-714	
10/09	L	20-34	Tennessee	70-430	
10/16	L	10-42	at Seattle	66-196	
10/23	L	20-38	Indianapolis	70-621	
10/30	W	19-16	Cleveland	70-064	
11/06	L	14-21	at Jacksonville	64-613	
11/13	L	17-31	at Indianapolis	57-209	
11/20	L	17-45	Kansas City	70-481	
11/27	L	27-33 OT	St. Louis	70-010	
12/04	L	15-16	at Baltimore	69-909	
12/11	L	10-13	at Tennessee	69-149	
12/18	W	30-19	Arizona	70-024	
12/24	L	20-38	Jacksonville	70-025	
01/01	L	17-20 OT	at San Francisco	67-970	

*Sellouts

	Texans	Opp.
TOTAL FIRST DOWNS	243	348
Rushing	89	123
Passing	142	188
Penalty	12	37
3rd Down: Made/Att	75/219	75/196
3rd Down Pct.	34.2%	38.3%
4th Down: Made/Att	8/17	13/20
4th Down Pct.	47.1%	65.0%
TIME OF POSSESSION	28:10	31:50
TOTAL NET YARDS	4053	5824
Avg. Per Game	253.3	364.0
Total Plays	954	1012
Avg. Per Play	4.2	5.8
NET YARDS RUSHING	1816	2303
Avg. Per Game	113.5	143.9
Total Rushes	437	506
NET YARDS PASSING	2237	3521
Avg. Per Game	139.8	220.1
Sacked/Yards Lost	68/424	37/206
Gross Yards	2661	3727
Attempts/Completions	449/270	469/304
Completion Pct.	60.1%	64.8%
Had Intercepted	13	7
PUNTS / AVERAGE	77/38.8	63/40.1
NET PUNTING AVG.	35.7	34.4
PENALTIES / YARDS	106/854	105/846
FUMBLES / BALL LOST	26/11	24/9
TOUCHDOWNS	30	50
Rushing	9	21
Passing	15	24
Returns	2	5

SCORE BY PERIODS 1	2	3	4	OT	Total	
TEXANS	40	111	64	45	0	260
OPPONENTS	84	115	83	140	9	431

SCORING	TD	Ru	Pa	Rt	PAT	FG	S	TP
Brown	0	0	0	0	24/24	26/34	0	102
Davis	6	2	4	0			0	36
Bradford	5	0	5	0			1	32
Wells	4	4	0	0			0	24
Mathis	3	0	1	2	a		0	18
Morency	2	2	0	0			0	12
Johnson	2	0	2	0			0	12
Gaffney	2	0	2	0			0	12
Norris	1	0	1	0			0	6
Carr	1	1	0	0			0	6
TEXANS	26	9	15	2	24/24	26/34	1	260
OPPONENTS	50	21	24	5	47/47	28/32	0	431

a-89-yd. KO return, vs. Ind. (10/24/05)
 99-yd. KO return, vs. K.C. (11/20/05)
 #M. Reagor 39-yd. FUM return, vs. Ind. (10/24/05)
 E. Warfield 57-yd. INT return, vs. K.C. (11/20/05)
 A. Thomas 20-yd. INT return, at Bal. (12/4/05)
 A. Jones 52-yd. PUNT return, at Tenn. (12/11/05)
 M. Adams 40-yd. INT return, at SF (1/1/06)

PASSING	Att	Comp	Yds	Cmp%	Yds/Att	TD	TD%	Int	Int%	Long	Sack/Lost	Rating
Carr	423	256	2488	60.5	5.88	14	3.3	11	2.6	53t	68/424	77.2
Banks	25	14	173	56.0	6.92	1	4.0	2	8.0	31	0/0	57.6
D. Davis	1	0	0	0.0	0.00	0	0.0	0	0.0	0	0/0	39.6
TEXANS	449	270	2661	60.1	5.93	15	3.3	13	2.9	53t	68/424	76.0
OPPONENTS	469	304	3727	64.8	7.95	24	5.1	7	1.5	56t	37/206	100.0

RUSHING	No.	Yds	Avg	Long	TD
Davis	230	976	4.2	44	2
Wells	90	325	3.6	14t	4
Carr	56	308	5.5	20	1
Morency	46	184	4.0	25t	2
Gaffney	4	13	3.3	10	0
Johnson	6	10	1.7	5	0
Brown	1	4	4.0	4	0
Stanley	1	0	0.0	0	0
Banks	2	-2	-1.0	-1	0
Bradford	1	-2	-2.0	-2	0
TEXANS	437	1816	4.2	44	9
OPPONENTS	506	2303	4.6	49	21

RECEIVING	No.	Yds	Avg	Long	TD
Johnson	63	688	10.9	53t	2
Gaffney	55	492	8.9	29	2
Davis	39	337	8.6	33	4
Bradford	34	436	12.8	50t	5
Rivers	24	168	7.0	20	0
Wells	22	179	8.1	20	0
Morency	10	87	8.7	16	0
Armstrong	9	115	12.8	28	0
Mathis	5	65	13.0	34t	1
Morgan	4	42	10.5	14	0
Murphy	2	26	13.0	14	0
Bruener	2	22	11.0	19	0
Norris	1	4	4.0	4t	1
TEXANS	270	2661	9.9	53t	15
OPPONENTS	304	3727	12.3	56t	24

INTERCEPTIONS	No.	Yds	Avg	Long	TD
Earl	2	2	1.0	2	0
Sanders	1	29	29.0	29	0
Coleman	1	6	6.0	6	0
Brown	1	5	5.0	5	0
Evans	1	3	3.0	3	0
Robinson	1	1	1.0	1	0
TEXANS	7	46	6.6	29	0
OPPONENTS	13	225	17.3	57t	3

PUNTING	No.	Yds	Avg	Net	TB	In	Lg	B
C. Stanley	77	2990	38.8	35.7	1	29	61	0
TEXANS	77	2990	38.8	35.7	1	29	61	0
OPPONENTS	62	2528	40.1	34.4	7	17	59	1

PUNT RETURNS	Ret	FC	Yds	Avg	Long	TD
Buchanan	12	6	101	8.4	37	0
Mathis	12	0	68	5.7	19	0
Morgan	3	0	30	10.0	23	0
Davis	3	1	24	8.0	21	0
TEXANS	30	7	223	7.4	37	0
OPPONENTS	33	27	219	6.6	52t	1

KICKOFF RETURNS	No	Yds	Avg	Long	TD
Mathis	54	1542	28.6	99t	2
Morency	20	437	21.9	31	0
Wells	5	106	21.2	40	0
Hollings	2	46	23.0	28	0
Davis	1	29	29.0	29	0
Bruener	1	11	11.0	11	0
Norris	1	2	2.0	2	0
TEXANS	84	2173	25.9	99t	2
OPPONENTS	55	1194	21.7	71	0

FIELD GOALS	1-19	20-29	30-39	40-49	50+
Brown	0/0	9/9	12/17	4/6	1/2
TEXANS	0/0	9/9	12/17	4/6	1/2
OPPONENTS	0/0	9/9	11/11	7/10	1/2



HOUSTONTEXANS.COM

2005 SEASON-IN-REVIEW

Defensive Statistics

Based on Coaches Film Review

TACKLES	Solo	Asst	Total	Sacks (Yards)	QB Press	INT (Yards)	Pass Defensed	Forced Fumble	Fumble Recovery
Greenwood, Morlon	87	57	144	2 (8)	6		4	1	2
Polk, DaShon	75	60	135	3.5 (13)	6		1	3	
Brown, C.C.	61	41	102		1	1 (5)	4	1	
Smith, Robaire	60	42	102	1.5 (8)	10		3	1	1
Payne, Seth	48	50	98	4 (18)	6		1	1	
Robinson, Dunta	69	24	93	1 (0)	1	1 (1)	21	3	
Coleman, Marcus	41	25	66			1 (6)	3		
Peek, Antwan	37	20	57	6 (32)	23		2	2	2
Faggins, Demarcus	37	16	53				14		
Earl, Glenn	26	25	51		3	2 (2)	7		
Orr, Shantee	34	13	47	7 (40)	14		1	3	
Babin, Jason	31	14	45	4 (27)	17		1	2	
Walker, Gary	28	17	45	1 (13)	8		3	2	
Wong, Kailee	24	21	45	1 (3)	2		1		
Johnson, Travis	20	24	44	1 (4)	2				
DeLoach, Jerry	12	18	30	1 (7)					
Buchanon, Phillip	22	7	29				4		
Simmons, Jason	18	11	29	1 (6)			1	1	1
Ioane, Junior	13	14	27					1	
Evans, Troy	16	10	26		1	1 (3)	1		
Sanders, Lewis	18	4	22		1	1 (29)	4	1	
Malone, Alfred	4	7	11	1 (2)			1		
Anderson, Charlie	6	3	9	1 (14)	1		1	1	
Bell, Jason	4	0	4				3	1	
McKenzie, Chris	3	1	4	1 (10)			1		
Total	794	524	1318	37 (205)	102	7 (46)	82	24	6

Special Teams Statistics

SPECIAL TEAMS	Solo	Asst	Total	Block PAT	Block Punt	Block FG	Forced Fumble	Fumble Recovery
Walker, Ramon	12	6	18		1			1
Anderson, Charlie	11	3	14					1
Norris, Moran	7	5	12				1	
Evans, Troy	8	3	11					
Wells, Jonathan	4	6	10				1	
Sanders, Lewis	8	2	10					
Orr, Shantee	5	4	9					
Simmons, Jason	6	2	8					
Rivers, Marcellus	7	0	7					
Polk, DaShon	4	1	5					
Chamberlin, Frank	2	3	5					
Bell, Jason	1	3	4					
Pittman, Bryan	3	0	3					
Faggins, Demarcus	2	1	3					
Brown, C.C.	2	1	3				1	
Anderson, Jason	1	0	1					
Murphy, Matt	1	0	1					
Earl, Glenn	1	0	1					
Bradford, Corey	1	0	1					
Stanley, Chad	1	0	1					
Morency, Vernand	0	0	0					1
Total	87	40	127	0	1	0	3	3



HOUSTONTEXANS.COM

2005 SEASON-IN-REVIEW

GAME #1
BILLS 22, TEXANS 7
RALPH WILSON STADIUM, SEPTEMBER 11, 2005
ATTENDANCE: 71,781

	1Q	2Q	3Q	4Q	OT	Final
HOUSTON TEXANS	0	7	0	0		7
BUFFALO BILLS	6	13	0	3		22

BILLS Lindell 35 FG
BILLS Lindell 21 FG
BILLS Lindell 42 FG
BILLS Lindell 39 FG
TEXANS Carr 1 run (K. Brown kick)
BILLS Peters 1 pass from Losman (Lindell kick)
BILLS Lindell 31 FG

	TEXANS	BILLS
First Downs	12	20
Total Net Yards	120	316
Net Yards Rushing	95	152
Net Yards Passing	25	164
(Att./Comp./Int.)	21-9-3	28-17-0
Punts-Average	5-42.6	5-40.6
Fumbles-Lost	2-2	0-0
Sacks-Yards	5-45	1-6
Penalties-Yards	6-38	10-71
Time of Possession	21:45	38:15

RUSHING: TEXANS- Davis 14-48; Carr 7-40, TD; A. Johnson 2-7.

BILLS- McGahee 22-117; Losman 6-31; Williams 7-14; Evans 1 (-10).

PASSING: TEXANS- Carr 9-21, 70 yards, 3 Int.

BILLS- Losman 17-28, 170 yards, TD.

RECEIVING: TEXANS- A. Johnson 3-18; Wells 2-10; Davis 2-9; Bruener 1-19; Murphy 1-14.

BILLS- Moulds 4-40; Evans 3-68; McGahee 3-15; Campbell 2-18; S. Williams 2-11; Shelton 1-11; Reed 1-6; Peters 1-1, TD.

SUMMARY

The Texans (0-1) lost their second consecutive season opener, after the Buffalo Bills took an early lead at Ralph Wilson Stadium and never relinquished it. Buffalo K Rian Lindell was the star of the game with five field goals and 16 of his team's 22 points. The Bills scored on all five first-half possessions, with Lindell booting four field goals and QB J.P. Losman hitting T Jason Peters for a one-yard touchdown pass. Houston's lone score of the day came in the second quarter when QB David Carr dove into the end zone from one yard out on fourth-and-goal. Carr accounted for 44 of the team's 75 yards on the scoring drive, passing for 21 and running for 23 more, including the touchdown. Houston's offense was never able to get into a rhythm during the game and was held to just 120 total yards and 12 first downs while turning the ball over five times. Carr completed just nine-of-21 passes for 70 yards and was intercepted three times. DT Seth Payne led the way on defense with eight tackles, and S Jason Simmons registered his second career sack, dropping Losman for a six-yard loss in the third quarter.

GAME #2
STEELERS 27, TEXANS 7
RELIANT STADIUM, SEPTEMBER 18, 2005
ATTENDANCE: 70,742

	1Q	2Q	3Q	4Q	OT	Final
PITTSBURGH STEELERS	10	10	7	0		27
HOUSTON TEXANS	0	0	7	0		7

STEELERS Reed 37 FG
STEELERS Ward 16 pass from Roethlisberger (Reed kick)
STEELERS Ward 14 pass from Roethlisberger (Reed kick)
STEELERS Reed 35 FG
TEXANS Davis 3 pass from Carr (K. Brown kick)
STEELERS Parker 10 run (Reed kick)

	TEXANS	STEELERS
First Downs	16	18
Total Net Yards	221	388
Net Yards Rushing	113	135
Net Yards Passing	108	254
(Att./Comp./Int.)	26-16-0	21-14-0
Punts-Average	4-40.3	1-39.0
Fumbles-Lost	1-1	0-0
Sacks-Yards	8-59	1-1
Penalties-Yards	7-58	5-40
Time of Possession	30:54	29:06

RUSHING: TEXANS- Davis 15-59; Carr 7-46; Wells 3-8.

STEELERS- Parker 25-111, 1 TD; Haynes 7-24.

PASSING: TEXANS- Carr 16-26, 167 yards, TD.

STEELERS- Roethlisberger 14-21, 254 yards, 2 TD.

RECEIVING: TEXANS- Davis 4-33, TD; A. Johnson 4-20; Bradford 2-49; Armstrong 2-42; Gaffney 2-7; Murphy 1-12; Wells 1-4.

STEELERS- Ward 6-84, 2 TD; Randle El 3-75; C. Wilson 2-76; Haynes 1-8; Kreider 1-7; Tuman 1-4.

SUMMARY

The Texans (0-2) lost their second consecutive game to open the season for only the second time in team history, falling 27-7 to the Pittsburgh Steelers on a steamy 90 degree day at Reliant Stadium. The Steelers started off fast, scoring on their first four possessions to race out to a 20-0 halftime lead. WR Hines Ward caught a pair of touchdowns for Pittsburgh, scoring from 16 yards out in the first quarter and from 14 on the first play of the second quarter. Houston's sole touchdown came in the third quarter on a three-yard pass from QB David Carr to RB Domanick Davis. Davis led the team in rushing and receiving on the day, running for 59 yards on 15 carries and catching four balls for 33 yards and the touchdown. Carr completed 16-of-26 passes for 167 yards and a score but was sacked eight times by the relentless Steelers defense. LB Kailee Wong led the Texans defense with a game-high 11 tackles, and LB Antwan Peek notched his first sack of the season, dropping QB Ben Roethlisberger for a one-yard loss in the second quarter. Houston held the ball for 30:54 but mustered only 221 yards of total offense on the day.



HOUSTONTEXANS.COM

2005 SEASON-IN-REVIEW

GAME #3
BENGALS 16, TEXANS 10
PAUL BROWN STADIUM, OCTOBER 2, 2005
ATTENDANCE: 65,714

	1Q	2Q	3Q	4Q	OT	Final
HOUSTON TEXANS	0	3	7	0		10
CINCINNATI BENGALS	3	7	0	6		16

BENGALS Graham 24 FG
TEXANS Brown 28 FG
BENGALS Johnson 1 pass from Palmer (Graham kick)
TEXANS Norris 4 pass from Carr (K. Brown kick)
BENGALS Graham 27 FG
BENGALS Graham 46 FG

	TEXANS	BENGALS
First Downs	18	22
Total Net Yards	254	371
Net Yards Rushing	126	98
Net Yards Passing	128	273
(Att/Comp/Int)	26-17-0	34-25-0
Punts-Average	4-36.3	2-47.5
Fumbles-Lost	1-1	1-0
Sacks-Yards	7-46	2-3
Penalties-Yards	9-90	14-117
Time of Possession	25:26	34:34

RUSHING: TEXANS- Davis 19-81; Carr 3-35; Wells 1-10.
BENGALS- R. Johnson 19-88; Perry 4-6; Houshmandzadeh 1-5; Palmer 1 (-1).

PASSING: TEXANS- Carr 17-26, 174 yards, TD.
BENGALS- Palmer 25-34, 276 yards, TD.

RECEIVING: TEXANS- Gaffney 6-88; Davis 4-31; A. Johnson 3-38; Wells 2-5; Bradford 1-8; Norris 1-4, TD.
BENGALS- Houshmandzadeh 8-105; C. Johnson 7-67; C. Perry 4-29; Henry 2-34; Kelly 2-20; Schobel 1-20; J. Johnson 1-1, TD.

SUMMARY

The Texans dropped to 0-3 for the first time in team history when they fell 16-10 to the Cincinnati Bengals at Paul Brown Stadium. Cincinnati took a quick 3-0 lead by virtue of a 24-yard field goal by K Shayne Graham on the Bengals opening drive. The Texans responded by going 49 yards on a team-high 12 plays to set up K Kris Brown's first field goal of the season, which was good from 28 yards. The Bengals regained the lead in the second quarter on QB Carson Palmer's one-yard touchdown pass to FB Jeremi Johnson. Houston QB David Carr evened the score early in the third when he hit FB Moran Norris on a four-yard play-action touchdown pass. A pair of field goals from Graham in the fourth quarter gave the Bengals their six-point margin of victory. RB Domanick Davis had his best game of the young season, rushing for 81 yards on 19 carries, and WR Jabar Gaffney caught six passes for a team-high 88 yards. LB Kailee Wong notched his first sack of the season, and CB Dunta Robinson had a sack and a forced fumble. SS C.C. Brown had a game-high nine tackles.

GAME #4
TITANS 34, TEXANS 20
RELIANT STADIUM, OCTOBER 9, 2005
ATTENDANCE: 70,430

	1Q	2Q	3Q	4Q	OT	Final
TENNESSEE TITANS	7	3	14	10		34
HOUSTON TEXANS	0	6	3	11		20

TITANS Troupe 10 pass from McNair (Bironas kick)
TEXANS K. Brown 32 FG
TEXANS K. Brown 38 FG
TITANS Bironas 52 FG
TEXANS K. Brown 43 FG
TITANS Payton 5 run (Bironas kick)
TITANS Bennett 16 pass from McNair (Bironas kick)
TITANS Bironas 49 FG
TEXANS K. Brown 47 FG
TITANS McNair 1 run (Bironas kick)
TEXANS Bradford 3 pass from Carr (Bradford pass from Carr)

	TEXANS	TITANS
First Downs	14	22
Total Net Yards	257	310
Net Yards Rushing	161	90
Net Yards Passing	96	220
(Att/Comp/Int.)	27-18-1	31-22-0
Punts-Average	5-45.4	4-46.5
Fumbles-Lost	2-0	1-0
Sacks-Yards	7-35	0-0
Penalties-Yards	6-39	7-65
Time of Possession	28:51	31:09

RUSHING: TEXANS- Davis 19-130; Carr 5-24; Wells 3-7; Gaffney 1-0.
TITANS- C. Brown 22-78; Payton 8-11, 1 TD; McNair 1-1.

PASSING: TEXANS- Carr 18-27, 131 yards, TD, 1 Int.
TITANS- McNair 22-31, 220 yards, 2 TD.

RECEIVING: TEXANS- Davis 8-43; Bradford 4-35, TD; Gaffney 2-24; Mathis 2-15; Wells 1-7; Rivers 1-7.
TITANS- Troupe 8-67, TD; Bennett 5-99, TD; Kinney 4-27; B. Jones 3-21; C. Brown 1-13; Roos 1 (-7).

SUMMARY

The Texans (0-4) fell 34-20 to the Tennessee Titans at Reliant Stadium. The Titans scored on the opening drive of the game with a 10-yard scoring pass from QB Steve McNair to TE Ben Troupe. The Texans answered when K Kris Brown nailed a 32-yard field goal on Houston's first drive. RB Domanick Davis went 44 yards on second down from the Houston 27 to set up Brown's second field goal, a 38-yarder, on Houston's next drive. Tennessee took a 10-6 lead into halftime thanks to a 52-yard field goal from K Rob Bironas. Brown opened the scoring in the third quarter with his third field goal of the day, but 17 consecutive Tennessee points put the game out of reach. Brown's fourth field goal and a three-yard touchdown pass from QB David Carr to WR Corey Bradford in the fourth quarter proved to be too little, too late for the Texans.



HOUSTONTEXANS.COM

2005 SEASON-IN-REVIEW

GAME #5
SEAHAWKS 42, TEXANS 10
QWEST FIELD, OCTOBER 16, 2005
ATTENDANCE: 66,196

	1Q	2Q	3Q	4Q	OT	Final
HOUSTON TEXANS	0	3	7	0		10
SEATTLE SEAHAWKS	14	7	7	14		42

SEAHAWKS Alexander 4 run (J. Brown kick)
SEAHAWKS Alexander 5 run (J. Brown kick)
TEXANS K. Brown 39 FG
SEAHAWKS Jurevicius 3 pass from Hasselbeck (J. Brown kick)
SEAHAWKS Alexander 1 run (J. Brown kick)
TEXANS Davis 27 pass from Carr (K. Brown kick)
SEAHAWKS Alexander 23 run (J. Brown kick)
SEAHAWKS Morris 11 run (J. Brown kick)

	TEXANS	SEAHAWKS
First Downs	14	31
Total Net Yards	227	459
Net Yards Rushing	67	320
Net Yards Passing	160	139
(Att./Comp./Int.)	33-19-0	20-14-1
Punts-Average	6-37.5	1-41.0
Fumbles-Lost	1-0	2-0
Sacks-Yards	3-19	3-29
Penalties-Yards	13-95	6-45
Time of Possession	28:27	31:33

RUSHING: TEXANS- Davis 18-40; Morency 2-15; Carr 2-12.
SEAHAWKS- Alexander 22-141, 4 TD; Morris 8-104, 1 TD; Hasselbeck 4-40; Weaver 5-21; Strong 1-16; Wallace 2 (-2).

PASSING: TEXANS- Carr 19-33, 179 yards, TD.
SEAHAWKS- Hasselbeck 14-20, 168 yards, TD, 1 Int.

RECEIVING: TEXANS- Gaffney 10-87; Bradford 4-38; Davis 2-28, TD; Wells 1-16; Rivers 1-6; Armstrong 1-4.
SEAHAWKS- Warrick 3-53; Jurevicius 3-29, 1 TD; Strong 3-20; Urban 2-37; Stevens 2-28; Alexander 1-1.

SUMMARY

The Texans (0-5) suffered their second all-time loss on ESPN Sunday Night Football when the Seattle Seahawks plowed their way to a commanding 42-10 win at Qwest Field behind a team-record 320 net yards of rushing. RB Shaun Alexander led the way with 141 yards and four touchdowns for the Seahawks. A 39-yard field goal from K Kris Brown provided Houston's only points in the first half as Seattle headed into the locker room up 21-7. After Alexander's third touchdown made the score 28-7 in the third quarter, the Texans finally pushed across a score of their own when QB David Carr found RB Domanick Davis open on a play-action pass for a 27-yard touchdown to make it 28-10. Alexander scored for a fourth time in the fourth quarter, and RB Maurice Morris punched in an 11-yard touchdown of his own to close the scoring. The Texans defense notched its first interception of the season when LB Troy Evans picked off Seattle QB Matt Hasselbeck in the second quarter.

GAME #6
COLTS 38, TEXANS 20
RELIANT STADIUM, OCTOBER 23, 2005
ATTENDANCE: 70,621

	1Q	2Q	3Q	4Q	OT	Final
INDIANAPOLIS COLTS	7	7	10	14		38
HOUSTON TEXANS	0	14	0	6		20

COLTS James 1 run (Vanderjagt kick)
COLTS Clark 31 pass from Manning (Vanderjagt kick)
TEXANS Davis 8 run (K. Brown kick)
TEXANS Gaffney 8 pass from Carr (K. Brown kick)
COLTS James 9 run (Vanderjagt kick)
COLTS Vanderjagt 36 FG
COLTS Harrison 7 pass from Manning (Vanderjagt kick)
COLTS Reagor 37 fumble return (Vanderjagt kick)
TEXANS Mathis 89 kickoff return (pass failed)

	TEXANS	COLTS
First Downs	13	30
Total Net Yards	139	437
Net Yards Rushing	133	205
Net Yards Passing	6	232
(Att./Comp./Int.)	9-6-1	27-21-1
Punts-Average	4-37.0	0-0.0
Fumbles-Lost	3-1	1-1
Sacks-Yards	5-42	2-5
Penalties-Yards	3-15	6-35
Time of Possession	26:41	33:19

RUSHING: TEXANS- Davis 28-98, 1 TD; Carr 5-35.
COLTS- James 21-139, 2 TD; Rhodes 6-50; Manning 6-12; Munro 1-4.

PASSING: TEXANS- Carr 6-9, 48 yards, TD, 1 Int.
COLTS- Manning 21-27, 237 yards, 2 TD, 1 Int.

RECEIVING: TEXANS- Gaffney 4-25, TD; Rivers 1-16; Davis 1-7.
COLTS- Wayne 9-89; Harrison 7-65, 1 TD; Clark 3-51, 1 TD; Stokley 1-24; James 1-8.

SUMMARY

The Texans (0-6) lost for the first time on Battle Red Day in a 38-20 loss to the unbeaten Indianapolis Colts at Reliant Stadium. For the first time in series history, Houston went into halftime tied with the Colts. After a pair of Indianapolis touchdowns, the Texans clawed back with a pair of scores of their own in the second quarter. RB Domanick Davis scored on an eight-yard run and WR Jabar Gaffney hauled in an eight-yard scoring strike from QB David Carr to tie it at 14-14. Indianapolis dominated the second half, though, scoring 24 straight points to go up 38-14. WR Jerome Mathis finally stemmed the tide with an 89-yard kickoff return for touchdown in the fourth quarter. The score was the first kickoff return for touchdown in franchise history. CB Dunta Robinson grabbed his first interception of the year, picking off Colts QB Peyton Manning in the second quarter. LB Shantee Orr sacked Manning and forced a fumble, and DT Seth Payne also had a sack.



HOUSTONTEXANS.COM

2005 SEASON-IN-REVIEW

GAME #7

TEXANS 19, BROWNS 16
RELIANT STADIUM, OCTOBER 30, 2005
ATTENDANCE: 70,064

	1Q	2Q	3Q	4Q	OT	Final
CLEVELAND BROWNS	10	3	0	3		16
HOUSTON TEXANS	7	3	3	6		19

TEXANS Mathis 34 pass from Carr (K. Brown kick)
 BROWNS Shea 8 pass from Dilfer (Dawson kick)
 BROWNS Dawson 28 FG
 BROWNS Dawson 29 FG
 TEXANS K. Brown 38 FG
 TEXANS K. Brown 37 FG
 TEXANS K. Brown 35 FG
 BROWNS Dawson 37 FG
 TEXANS K. Brown 40 FG

	TEXANS	BROWNS
First Downs	11	16
Total Net Yards	237	325
Net Yards Rushing	117	156
Net Yards Passing	120	169
(Att./Comp./Int.)	20-10-1	25-12-0
Punts-Average	4-39.0	4-33.0
Fumbles-Lost	1-0	2-2
Sacks-Yards	2-18	2-16
Penalties-Yards	5-35	1-5
Time of Possession	30:56	29:04

RUSHING: TEXANS- Davis 28-91; Carr 8-16; Gaffney 1-10.
BROWNS- Droughns 20-99; Green 10-48; Dilfer 3-9.

PASSING: TEXANS- Carr 10-20, 138 yards, TD, 1 Int.
BROWNS- Dilfer 12-25, 185 yards, TD.

RECEIVING: TEXANS- Gaffney 5-64; Davis 2-25; Mathis 1-34, TD; Bradford 1-8; Armstrong 1-7.
BROWNS- Bryant 4-98; Heiden 4-43; Edwards 2-32; Shea 1-8, TD; Green 1-4.

SUMMARY

The Texans (1-6) notched their first win of the season, 19-16, over the Cleveland Browns at Reliant Stadium behind a stellar special teams effort and two takeaways on defense. The Texans took the lead for the first time this season when QB David Carr found rookie WR Jerome Mathis on a 34-yard touchdown pass in the first quarter. Cleveland evened the game 7-7 on QB Trent Dilfer's eight-yard touchdown pass to TE Aaron Shea. From that point on, the show belonged to the kickers. Cleveland K Phil Dawson booted field goals of 28 and 29 yards to put the Browns out front 13-7, and Texans K Kris Brown's 38-yarder made it 13-10 at halftime. A 37-yarder from Brown tied the game in the third quarter. Following a Cleveland turnover, Brown nailed a 35-yard field goal to put the Texans ahead 16-13 with 14:12 left in the contest. After a Texans punt, Cleveland tied the score when Dawson booted a 37-yarder. Mathis returned the ensuing kickoff 63 yards, setting up Brown's game-winning 40-yarder with less than three minutes left in the contest.

GAME #8

JAGUARS 21, TEXANS 14
ALLTEL STADIUM, NOVEMBER 6, 2005
ATTENDANCE: 64,613

	1Q	2Q	3Q	4Q	OT	Final
HOUSTON TEXANS	0	7	7	0		14
JACKSONVILLE JAGUARS	0	0	7	14		21

TEXANS Bradford 31 pass from Carr (K. Brown kick)
 JAGUARS Wilford 12 pass from Leftwich (Scobee kick)
 TEXANS Wells 7 run (K. Brown kick)
 JAGUARS Leftwich 8 run (Scobee kick)
 JAGUARS Jones 12 run (Scobee kick)

	TEXANS	JAGUARS
First Downs	17	18
Total Net Yards	279	312
Net Yards Rushing	88	98
Net Yards Passing	191	214
(Att./Comp./Int.)	30-22-0	25-19-0
Punts-Average	5-44.0	6-37.8
Fumbles-Lost	5-1	0-0
Sacks-Yards	6-28	2-4
Penalties-Yards	4-30	6-45
Time of Possession	30:56	29:04

RUSHING: TEXANS- Wells 13-56, TD; Morency 8-24; Carr 2-8.

JAGUARS- Taylor 12-48; G. Jones 7-27, TD; Leftwich 4-10, 1 TD; Pearman 2-7; Wimbush 2-6.

PASSING: TEXANS- Carr 22-30, 219 yards, TD.
JAGUARS- Leftwich 19-25, 218 yards, TD.

RECEIVING: TEXANS- A. Johnson 9-91; Bradford 5-71, TD; Wells 5-45; Gaffney 1-7; Armstrong 1-6; Morency 1 (-1).
JAGUARS- Pearman 5-34; Wilford 4-89, TD; Smith 4-52; M. Jones 3-21; Taylor 2-15; Wrighster 1-7.

SUMMARY

The Texans (1-7) fell to the Jacksonville Jaguars for the first time since 2003 in a 21-14 loss at ALLTEL Stadium. The Texans took the lead with 10:23 left in the first half when QB David Carr found WR Corey Bradford open near the right hashmark in Jacksonville territory. Bradford eluded several defenders for a 31-yard touchdown to put Houston up 7-0. A Texans fumble set up Jacksonville's first score when QB Byron Leftwich found WR Ernest Wilford for a 12-yard touchdown pass. The Texans answered immediately when RB Jonathan Wells scored from seven yards out on fourth-and-one to give Houston a 14-7 lead near the end of the third quarter. Leftwich rushed for an eight-yard touchdown to tie the game 14-14 early in the fourth quarter. RB Greg Jones rushed for a 12-yard touchdown the following drive to put Jacksonville ahead for good with under three minutes to play. WR Andre Johnson returned to the starting lineup for the first time since Week 5 and caught a game-high nine passes for 91 yards. Rookie DT Travis Johnson notched his first career sack, dropping Leftwich for a four-yard loss in the third quarter.



HOUSTONTEXANS.COM

2005 SEASON-IN-REVIEW

GAME #9
COLTS 31, TEXANS 17
RCA DOME, NOVEMBER 13, 2005
ATTENDANCE: 57,209

	1Q	2Q	3Q	4Q	OT	Final
HOUSTON TEXANS	0	7	10	0		17
INDIANAPOLIS COLTS	7	14	7	3		31

COLTS Clark 14 pass from Manning (Vanderjagt kick)
COLTS James 5 run (Vanderjagt kick)
COLTS Stokley 21 pass from Manning (Vanderjagt kick)
TEXANS Wells 14 run (K. Brown kick)
TEXANS Gaffney 13 pass from Carr (K. Brown kick)
COLTS Harrison 30 pass from Manning (Vanderjagt kick)
TEXANS K. Brown 24 FG
COLTS Vanderjagt 45 FG

	TEXANS	COLTS
First Downs	11	26
Total Net Yards	209	419
Net Yards Rushing	83	126
Net Yards Passing	126	293
(Att./Comp./Int.)	25-16-0	35-26-0
Punts-Average	6-36.8	3-45.7
Fumbles-Lost	2-0	3-2
Sacks-Yards	3-12	1-4
Penalties-Yards	4-35	6-50
Time of Possession	27:25	32:35

RUSHING: TEXANS- Wells 15-58, TD; Morency 6-18; Carr 2-9; A. Johnson 1 (-2).

COLTS- James 26-122, 1 TD; Manning 3-4.

PASSING: TEXANS- Carr 16-25, 138 yards, TD.

COLTS- Manning 26-35 297 yards, 3 TD.

RECEIVING: TEXANS- A. Johnson 4-42; Morency 3-19; Wells 3-17; Gaffney 2-29, TD; Armstrong 2-25; Rivers 2-6.

COLTS- Wayne 8-72; Harrison 7-108, TD; Stokley 6-73, TD; James 3-26; Clark 2-18, TD.

SUMMARY

The Texans (1-8) lost their eighth consecutive game to the Indianapolis Colts despite a valiant third-quarter comeback attempt and a 2-0 advantage in the turnover battle. The Colts wrapped up their season series with the Texans, 31-17, behind QB Peyton Manning's three touchdown passes and RB Edgerrin James' 122 rushing yards. The Colts raced out to a 21-0 lead in the first half on the strength of two Manning touchdown passes and a scoring run by James. Houston finally got on the board with RB Jonathan Wells' 14-yard touchdown run to make it 21-7 at the half. QB David Carr hit WR Jabar Gaffney on the opening drive of the third quarter to push Indy's lead back to 14. Manning responded with his third touchdown pass to make it 28-14. Houston K Kris Brown drilled at 24-yard field goal to make it 28-17, but Colts K Mike Vanderjagt's 45-yard field goal early in the fourth quarter capped the scoring.

GAME #10
CHIEFS 45, TEXANS 17
RELIANT STADIUM, NOVEMBER 20, 2005
ATTENDANCE: 70,481

	1Q	2Q	3Q	4Q	OT	Final
KANSAS CITY CHIEFS	10	21	0	14		45
HOUSTON TEXANS	7	0	10	0		17

CHIEFS Tynes 35 FG
CHIEFS Johnson 23 run (Tynes kick)
TEXANS Mathis 99 kickoff return (K. Brown kick)
CHIEFS Kennison 26 pass from Green (Tynes kick)
CHIEFS Johnson 1 run (Tynes kick)
CHIEFS Warfield 57 interception return (Tynes kick)
TEXANS Davis 3 run (K. Brown kick)
TEXANS K. Brown 22 FG
CHIEFS Kennison 7 pass from Green (Tynes kick)
CHIEFS Parker 6 pass from Green (Tynes kick)

	TEXANS	CHIEFS
First Downs	14	28
Total Net Yards	259	446
Net Yards Rushing	78	226
Net Yards Passing	181	220
(Att./Comp./Int.)	36-19-1	29-19-1
Punts-Average	4-40.3	4-39.8
Fumbles-Lost	4-2	1-0
Sacks-Yards	1-1	0-0
Penalties-Yards	6-43	5-30
Time of Possession	23:02	36:58

RUSHING: TEXANS- Davis 13-57, 1 TD; Carr 3-18; A. Johnson 1-5; Stanley 1-0; Wells 1 (-2).

CHIEFS- L. Johnson 36-211, 2 TD; Green 1-11; Brown 2-8; Collins 2 (-2); Kennison 1 (-2).

PASSING: TEXANS- Carr 19-36, 182 yards, 1 Int.

CHIEFS- Green 19-29, 220 yards, 3 TD, 1 Int.

RECEIVING: TEXANS- A. Johnson 6-50; Gaffney 5-35; Davis 3-53; Bradford 3-20; Armstrong 1-14; Rivers 1-10.

CHIEFS- Gonzalez 9-98; Kennison 4-57, 2 TD; Parker 2-23, 1 TD; Wilson 1-16; Hall 1-11; Brown 1-9; I. Johnson 1-6.

SUMMARY

The Texans (1-9) lost their second nationally televised game of the year when the Kansas City Chiefs won 45-17 on ESPN Sunday Night Football at Reliant Stadium. The Chiefs rolled up 446 net yards of offense in the win, including a club-record 211-yard effort by RB Larry Johnson. After Johnson gave the Chiefs a 10-point lead near the end of the first quarter with a 23-yard touchdown run, rookie WR Jerome Mathis returned the ensuing kickoff 99 yards for a touchdown, his second of the year. Kansas City tacked on 21 second-quarter points to take a 31-7 lead into halftime. Houston pulled to within 31-17 in the third quarter with a three-yard touchdown run by RB Domanick Davis and a 22-yard field goal by K Kris Brown, but a pair of Chiefs touchdowns in the fourth quarter put the game firmly out of reach.



HOUSTONTEXANS.COM

2005 SEASON-IN-REVIEW

GAME #11
RAMS 33, TEXANS 27
RELIANT STADIUM, NOVEMBER 27, 2005
ATTENDANCE: 70,010

	1Q	2Q	3Q	4Q	OT	Final
ST. LOUIS RAMS	0	3	7	17	6	33
HOUSTON TEXANS	7	17	0	3	0	27

TEXANS A. Johnson 5 pass from Carr (K. Brown kick)
TEXANS Davis 30 pass from Carr (K. Brown kick)
TEXANS K. Brown 39 FG
RAMS Wilkins 37 FG
TEXANS Bradford 10 pass from Carr (K. Brown kick)
RAMS Holt 19 pass from Fitzpatrick (Wilkins kick)
RAMS S. Jackson 1 run (Wilkins kick)
TEXANS K. Brown 35 FG
RAMS Bruce 43 pass from Fitzpatrick (Wilkins kick)
RAMS Wilkins 47 FG
RAMS Curtis 56 pass from Fitzpatrick (No PAT attempt)

	TEXANS	RAMS
First Downs	26	22
Total Net Yards	412	429
Net Yards Rushing	124	138
Net Yards Passing	288	291
(Att./Comp./Int.)	35-25-1	33-21-1
Punts-Average	2-38.5	4-41.5
Fumbles-Lost	1-1	2-0
Sacks-Yards	3-5	7-33
Penalties-Yards	4-54	9-65
Time of Possession	34:54	31:20

RUSHING: TEXANS- Davis 25-78; Carr 4-39; Wells 1-10; Gaffney 1 (-3).

RAMS- Jackson 25-110, TD; Fitzpatrick 3-23; Faulk 1-5.

PASSING: TEXANS- Carr 25-34, 293 yards, 3 TD, 1 Int. David 0-1, 0 yards.

RAMS- Fitzpatrick 19-30, 310 yards, 3 TD, 1 Int.; Martin 2-3, 14 yards.

RECEIVING: TEXANS- Johnson 12-159, TD; Gaffney 5-38; Davis 3-42, TD; Bradford 2-19, TD; Wells 1-19; Rivers 1-13; Bruener 1-3.

RAMS- Holt 10-130, TD; Bruce 4-94, TD; McDonald 2-18; Jackson 2-2; Curtis 1-56, TD; Hedgecock 1-15; Faulk 1-9.

SUMMARY

The Texans (1-10) suffered their fourth consecutive defeat in dramatic fashion, blowing a 24-3 halftime lead to fall 33-27 in overtime to the St. Louis Rams at Reliant Stadium. QB David Carr helped the Texans jump out to the early lead with touchdown passes to WR Andre Johnson, RB Domanick Davis and WR Corey Bradford. K Kris Brown added two field goals, but Rams QB Ryan Fitzpatrick stole the show when he led a furious rally to tie it up in the fourth quarter. After a Texans punt in overtime, Fitzpatrick hit WR Kevin Curtis for a 56-yard game-winning touchdown.

GAME #12
RAVENS 16, TEXANS 15
M&T BANK STADIUM, DECEMBER 4, 2005
ATTENDANCE: 69,909

	1Q	2Q	3Q	4Q	OT	Final
HOUSTON TEXANS	3	3	0	9		15
BALTIMORE RAVENS	0	7	0	9		16

TEXANS K. Brown 39 FG
RAVENS Boller 6 run (Stover kick)
TEXANS K. Brown 26 FG
TEXANS K. Brown 22 FG
RAVENS Thomas 20 interception return (pass failed)
TEXANS K. Brown 29 FG
TEXANS K. Brown 39 FG
RAVENS Stover 38 FG

	TEXANS	RAVENS
First Downs	16	15
Total Net Yards	298	238
Net Yards Rushing	165	73
Net Yards Passing	133	165
(Att./Comp./Int.)	37-17-1	33-17-0
Punts-Average	6-35.0	8-40.1
Fumbles-Lost	5-1	4-2
Sacks-Yards	5-32	4-33
Penalties-Yards	11-93	8-71
Time of Possession	33:49	26:11

RUSHING: TEXANS- Davis 29-155; Carr 3-8; Wells 2-2.

RAVENS- Taylor 11-40; J. Lewis 8-17; Boller 3-11 TD; Clayton 1-5.

PASSING: TEXANS- Carr 17-37, 165 yards, 1 Int.

RAVENS- Boller 17-33, 198 yards.

RECEIVING: TEXANS- Gaffney 6-40; A. Johnson 4-70; Davis 3-16; Wells 2-12; Armstrong 1-17; Rivers 1-10.

RAVENS- Clayton 7-86; Heap 3-51; Mason 3-32; J. Lewis 3-23; Taylor 1-6.

SUMMARY

The Texans (1-11) lost 16-15 to the Baltimore Ravens at M&T Bank Stadium when K Matt Stover nailed a 38-yard field goal with less than 10 seconds on the game clock. Houston K Kris Brown led the way with five field goals, including three in the fourth quarter, but it wasn't enough as the Texans came up just short. Brown got Houston on the board first with a 39-yard field goal in the first quarter. After Baltimore QB Kyle Boller snuck up the middle for a six-yard touchdown, Brown drilled a 26-yarder to make it 7-6 Ravens at halftime. Brown made a 22-yarder less than 30 seconds into the fourth quarter, giving the Texans a 9-7 lead. The Ravens fought back with 7:23 remaining in the contest when LB Adalius Thomas intercepted QB David Carr's tipped pass at the Houston 20 and returned it for a touchdown. Brown again brought the Texans back with his fourth and fifth field goals of the day. A 29-yarder brought Houston to within two at 14-12, and his 39-yarder with less than a minute to play appeared to be the game-winner, but Boller drove the Ravens 67 yards in eight plays to set up Stover's heroics.



HOUSTONTEXANS.COM

2005 SEASON-IN-REVIEW

GAME #13
TITANS 13, TEXANS 10
THE COLISEUM, DECEMBER 11, 2005
ATTENDANCE: 69,149

	1Q	2Q	3Q	4Q	OT	Final
HOUSTON TEXANS	3	7	0	0		10
TENNESSEE TITANS	0	3	7	3		13

TEXANS K. Brown 30 FG
TITANS Bironas 23 FG
TEXANS Davis 3 pass from Carr (K. Brown kick)
TITANS A. Jones 52 punt return (Bironas kick)
TITANS Bironas 21 FG

	TEXANS	TITANS
First Downs	12	15
Total Net Yards	234	301
Net Yards Rushing	152	93
Net Yards Passing	82	208
(Att./Comp./Int.)	26-17-0	30-18-0
Punts-Average	9-35.8	5-43.0
Fumbles-Lost	0-0	0-0
Sacks-Yards	6-34	0-0
Penalties-Yards	8-72	4-56
Time of Possession	28:38	31:22

RUSHING: TEXANS- Davis 22-139; Gaffney 1-6; Brown 1-4; Wells 2-3.

TITANS- C. Brown 16-53; Henry 8-19; McNair 4-17; Payton 2-4.

PASSING: TEXANS- Carr 17-26, 116 yards, 1 TD.

TITANS- McNair 18-30, 208 yards.

RECEIVING: TEXANS- Davis 7-50, TD; A. Johnson 3-27; Bradford 3-20; Rivers 3-18; Gaffney 1-1.

TITANS- Henry 3-54; C. Brown 3-49; Troupe 3-28; Calico 2-20; Bennett 2-15; Scaife 2-12; Fleming 1-15; Guenther 1-8; Payton 1-7.

SUMMARY

The Texans (1-12) lost to the Tennessee Titans at The Coliseum when Rob Bironas nailed a 21-yarder with 10 seconds left on the game clock. Rookie WR Jerome Mathis made things interesting when he returned the ensuing kickoff 50 yards to the Tennessee 26. A 15-yard face-mask penalty on CB Reynaldo Hill set up Kris Brown's 31-yard field goal with no time on the clock, but the attempt missed wide right. The Texans took a 3-0 advantage into the second quarter following a 30-yard field goal by Brown. Bironas tied the game with a 23-yard attempt with 4:32 left in the first half. The Texans engineered a game-long 72-yard scoring drive on nine plays before halftime. QB David Carr rolled out and found Davis on a three-yard route that made the score 10-3 after Brown's extra point. The teams traded punts twice in the third quarter before rookie CB Pacman Jones returned Chad Stanley's punt 52 yards for a momentum-swinging touchdown. The Texans had a chance to regain the lead with 3:53 left in the game, but Brown's 37-yard field goal was blocked. On the subsequent possession, the Titans marched into Houston territory, where Bironas nailed the field goal that clinched the Titans' fourth victory of the season.

GAME #14
TEXANS 30, CARDINALS 19
RELIANT STADIUM, DECEMBER 18, 2005
ATTENDANCE: 70,024

	1Q	2Q	3Q	4Q	OT	Final
ARIZONA CARDINALS	3	7	0	9		19
HOUSTON TEXANS	0	24	3	3		30

CARDINALS Rackers 26 FG
TEXANS Wells 7 run (K. Brown kick)
CARDINALS Boldin 20 pass from Warner (Rackers kick)
TEXANS Morency 25 run (K. Brown kick)
TEXANS Wells 3 run (K. Brown kick)
TEXANS K. Brown 27 FG
TEXANS K. Brown 41 FG
CARDINALS Rackers 42 FG
CARDINALS Fitzgerald 12 pass from Navarre (PAT no good)
TEXANS K. Brown 26 FG

	TEXANS	CARDINALS
First Downs	18	16
Total Net Yards	253	301
Net Yards Rushing	119	39
Net Yards Passing	134	262
(Att./Comp./Int.)	33-22-1	38-25-2
Punts-Average	4-40.0	4-49.3
Fumbles-Lost	1-1	3-2
Sacks-Yards	3-16	6-39
Penalties-Yards	5-43	7-69
Time of Possession	32:24	27:36

RUSHING: TEXANS- Wells 28-87, 2 TD; Morency 5-32, TD; Carr 1-2; A. Johnson 1 (-2).

CARDINALS- Shipp 6-28; Arrington 7-11.

PASSING: TEXANS- Carr 22-33, 150 yards, 1 Int.

CARDINALS- Navarre 14-24, 174 yards, 1 TD, 1 Int.; Warner 10-10, 115 yards, 1 TD; McCown 1-4, 12 yards, 1 Int.

RECEIVING: TEXANS- Johnson 7-51; Gaffney 5-39; Rivers 4-20; Bradford 3-11; Wells 1-11; Morgan 1-9; Morency 1-9.

CARDINALS- Boldin 8-134, 1 TD; Fitzgerald 6-85, 1 TD; Bergen 3-18; McCoy 2-28; Shipp 2-14; Arrington 2-4; Johnson 1-12; Ayanbadejo 1-6.

SUMMARY

The Texans (2-12) rebounded from three consecutive late-game losses to overpower the error-prone Arizona Cardinals for a 30-19 win at Reliant Stadium. The Texans forced four turnovers, collected six sacks, and scored three rushing touchdowns en route to a club-record 24 second-quarter points. The Cardinals jumped out to a 10-7 lead in the second quarter, but Houston reeled off 20 straight points to take a 27-10 lead after three quarters. Arizona scored a field goal followed by touchdown and two-point conversion to close the gap to 27-19, but K Kris Brown hit a 26-yard field goal with 29 seconds remaining to seal the victory.



HOUSTONTEXANS.COM

2005 SEASON-IN-REVIEW

GAME #15
JAGUARS 38, TEXANS 20
RELIANT STADIUM, DECEMBER 24, 2005
ATTENDANCE: 70,025

	1Q	2Q	3Q	4Q	OT	Final
JACKSONVILLE JAGUARS	7	3	7	21		38
HOUSTON TEXANS	3	10	0	7		20

JAGUARS Toefield 1 run (Scobee kick)
TEXANS K. Brown 37 FG
TEXANS Bradford 50 pass from Carr (K. Brown kick)
JAGUARS Scobee 26 FG
TEXANS K. Brown 53 FG
JAGUARS Toefield 2 run (Scobee kick)
TEXANS A. Johnson 53 pass from Carr (K. Brown kick)
JAGUARS Taylor 15 run (Scobee kick)
JAGUARS Wilford 36 pass from Garrard (Scobee kick)
JAGUARS Toefield 17 run (Scobee kick)

	TEXANS	JAGUARS
First Downs	18	30
Total Net Yards	370	448
Net Yards Rushing	107	172
Net Yards Passing	263	276
(Att./Comp./Int.)	29-19-1	31-18-0
Punts-Average	2-32.0	2-49.0
Fumbles-Lost	1-0	2-0
Sacks-Yards	4-32	3-16
Penalties-Yards	7-40	6-50
Time of Possession	27:42	32:18

RUSHING: TEXANS- Wells 21-86; Morency 4-12; Carr 3-7; A. Johnson 1-2.

JAGUARS-Taylor 22-101, 1 TD; Garrard 5-40; Toefield 4-24; Jones 1-5; Pearman 1-2.

PASSING: TEXANS- Carr 19-29, 295 yards, 2 TD, 1 Int.
JAGUARS- Garrard 18-31, 292 yards, TD.

RECEIVING: TEXANS- Johnson 7-119, 1 TD; Bradford 4-101, 1 TD; Rivers 4-28; Wells 3-33; Morency 1-14.

JAGUARS- Smith 5-71; Pearman 5-44; Wilford 4-118, 1 TD; Williams 3-48; Taylor 1-11.

SUMMARY

Despite taking a 13-10 halftime lead, the Texans (2-13) allowed 21 fourth-quarter points to lose 38-20 to the Jacksonville Jaguars at Reliant Stadium. RB LaBrandon Toefield rushed for three touchdowns and 24 yards for the visitors, while QB David Carr paced the Texans with two touchdown passes and 295 passing yards. Houston led 13-10 at halftime thanks to a 37-yard first-quarter field goal by K Kris Brown and a 50-yard touchdown pass from Carr to WR Corey Bradford. After a Toefield touchdown, WR Andre Johnson scored on a 53-yard hookup with Carr to put the Texans up 20-17. The lead would be short-lived, though, as Jacksonville reeled off 21 unanswered points to close the game and seal the victory. Both Johnson and Bradford topped 100 yards in the game, marking the second such occurrence in team history.

GAME #16
49ERS 20, TEXANS 17
MONSTER PARK, JANUARY 1, 2006
ATTENDANCE: 67,970

	1Q	2Q	3Q	4Q	OT	Final
HOUSTON TEXANS	10	0	7	0	0	17
SAN FRANCISCO 49ERS	0	7	10	0	3	20

TEXANS K. Brown 21 FG
TEXANS Morency 3 run (K. Brown kick)
49ERS Lloyd 14 pass from A. Smith (Nedney kick)
49ERS Nedney 42 FG
TEXANS Bradford 25 pass from Banks (K. Brown kick)
49ERS Adams 40 interception return (Nedney kick)
49ERS Nedney 33 FG

	TEXANS	49ERS
First Downs	13	19
Total Net Yards	284	324
Net Yards Rushing	88	182
Net Yards Passing	196	142
(Att./Comp./Int.)	36-18-2	29-16-1
Punts-Average	7-40.0	10-31.2
Fumbles-Lost	0-0	1-0
Sacks-Yards	0-0	3-17
Penalties-Yards	8-74	5-32
Time of Possession	27:05	44:03

RUSHING: TEXANS- Morency 21-83, 1 TD; Carr 1-9; Banks 2 for -2; Bradford 1 for -2.

49ERS-Gore 25-108; Hicks 18-64; A. Smith 4-10.

PASSING: TEXANS- Banks 14-25 173 yards, TD, 2 Int.; Carr 4-11 23 yards.

49ERS- Smith 16-29 159 yards, TD, 1 Int.

RECEIVING: TEXANS- Rivers 5-34; Morency 4-46; Morgan 3-33; Bradford 2-56, TD; Mathis 2-16; Gaffney 1-8; A. Johnson 1-3.

49ERS- Lloyd 4-48, TD; Battle 3-52; Hicks 3-17; Gore 2-13; Jackson 2-8; Hetherington 1-11; Jones 1-10.

SUMMARY

The Texans (2-14) finished with the worst record in the league thanks to a 20-17 overtime loss to the San Francisco 49ers at Monster Park. In wet and windy conditions, the Texans were unable to hold onto their 10-point first-quarter lead and were outscored 20-7 the rest of the way. Houston got on the board with 9:18 left in the first thanks to K Kris Brown's 21-yardfield goal. Morency rushed for a three-yard touchdown on the next drive to put Houston up 10-0. A touchdown late in the second quarter and a field goal to start the third rallied San Francisco to a 10-10 tie. Backup QB Tony Banks threw a 25-yard touchdown pass to WR Corey Bradford to put Houston up 17-10 in the third, but the 49ers tied it again thanks to a 40-yard interception return for touchdown. K Joe Nedney eventually won it for the Niners with 3:55 remaining in overtime on a 33-yard field goal.



HOUSTONTEXANS.COM

2006 SEASON-IN-REVIEW

TEXANS WIN SIX IN KUBIAK'S FIRST SEASON

The Houston Texans finished the first season of the Gary Kubiak era with a 6-10 record, the second best mark in team history. After dropping the first three games of the season, the Texans finished the season with a 6-7 record including a pair of wins over their division rival Jacksonville Jaguars and the team's first win over AFC Champion Indianapolis, preventing the Colts from obtaining a first-round bye in the playoffs. The Texans finished the season strong as they won three games in the month of December, tying a team high in wins in a month.

Houston was led by the Associated Press Defensive Rookie of the Year LB DeMeco Ryans. He led the NFL with 126 solo tackles and finished with 156 total tackles, second in the NFL. The Texans defense improved as the season progressed. After struggling during the first three games of the season, the Texans defense finished the season yielding 337.5 yards per game, the fewest amount of yards since giving up 326.9 in 2002. Houston's secondary was led by CB Dunta Robinson. The third-year corner from South Carolina finished the season tied for the team lead in interceptions (2) and recorded his first career touchdown with a nine-yard return against the Buffalo Bills in Week 12.

On offense, WR Andre Johnson again led the Texans for the third consecutive season in receptions with a team-record and NFL season-high 103 receptions. He also set a team record with 1,147 receiving yards. QB David Carr led the NFL with a 68.3 completion percentage, while completing 302 passes, a new career and team high.

Houston won four more games this season than in 2006, establishing a team record for the biggest turnaround in team history. The Texans enter the 2007 draft with the eighth overall pick in the first round.



PRESEASON

Sat., Aug. 12	Kansas City	W	24-14
Sat., Aug. 19	@ St. Louis	W	27-20
Sun., Aug. 27	@ Denver	L	17-14
Thurs. Aug. 31	Tampa Bay	W	16-13

REGULAR SEASON

Sun., Sept. 10	Philadelphia	L	24-10
Sun., Sept. 17	@ Indianapolis	L	43-24
Sun., Sept. 24	Washington	L	31-15
Sun., Oct. 1	Miami	W	17-15
Sun., Oct. 8	BYE		
Sun., Oct. 15	@ Dallas	L	34-6
Sun., Oct. 22	Jacksonville	W	27-7
Sun., Oct. 29	@ Tennessee	L	28-22
Sun., Nov. 5	@ N.Y. Giants	L	14-10
Sun., Nov. 12	@ Jacksonville	W	13-10
Sun., Nov. 19	Buffalo	L	24-21
Sun., Nov. 26	@ N.Y. Jets	L	26-11
Sun., Dec. 3	@ Oakland	W	23-14
Sun., Dec. 10	Tennessee	L-OT	26-20
Sun., Dec. 17	@ New England	L	40-7
Sun., Dec. 24	Indianapolis	W	27-24
Sun., Dec. 31	Cleveland	W	14-6



HOUSTONTEXANS.COM

2006 SEASON-IN-REVIEW

Reliant Stadium

WON-6	LOST-10		
09/10	L 10-24	Philadelphia	*70,180
09/17	L 24-43	at Indianapolis	*56,614
09/24	L 15-31	Washington	*70,069
10/01	W 17-15	Miami	*70,071
10/15	L 6-34	at Dallas	*63,186
10/22	W 27-7	Jacksonville	*70,035
10/29	L 22-28	at Tennessee	*69,143
11/05	L 10-14	at New York Giants	*78,485
11/12	W 13-10	at Jacksonville	*65,918
11/19	L 21-24	Buffalo	*70,125
11/26	L 11-26	at New York Jets	*76,596
12/03	W 23-14	at Oakland	46,276
12/10	L 20-26 OT	Tennessee	*70,760
12/17	L 7-40	at New England	*68,756
12/24	W 27-24	Indianapolis	*70,132
12/31	W 14-6	Cleveland	*70,097

*Sellouts

	Texans	Opp.
TOTAL FIRST DOWNS	282	312
Rushing	106	115
Passing	156	174
Penalty	20	23
3rd Down: Made / Att.	77/198	88/198
3rd Down Pct.	38.9	44.4
4th Down: Made / Att.	9/13	5/11
4th Down Pct.	69.2	45.5
TIME OF POSSESSION	29:14	30:46
TOTAL NET YARDS	4465	5400
Avg. Per Game	279.1	337.5
Total Plays	955	979
Avg. Per Play	4.7	5.5
NET YARDS RUSHING	1687	1956
Avg. Per Game	105.4	122.3
Total Rushes	431	446
NET YARDS PASSING	2778	3444
Avg. Per Game	173.6	215.3
Sacked/Yards Lost	43/254	28/191
Gross Yards	3042	3635
Attempts/Completions	481/329	505/328
Completion Pct.	68.4%	65.0%
Had Intercepted	13	11
PUNTS/AVERAGE	76/41.6	65/45.4
NET PUNTING AVG.	36.7	37.6
PENALTIES/YARDS	90/761	96/792
FUMBLES/BALL LOST	28/12	16/11
TOUCHDOWNS	30	42
Rushing	13	16
Passing	14	22
Returns	3	4

SCORE BY PERIODS	1	2	3	4	OT	Total
TEXANS	55	52	59	101	0	267
OPPONENTS	72	103	86	99	6	366

SCORING	TD	Ru	Pa	Rt	PAT	FG	S	TP
Brown	0	0	0	0	26/27	19/25	0	83
Dayne	5	5	0	0			1	32
Johnson	5	0	5	0			0	30
Daniels	5	0	5	0			0	30
Lundy	4	4	0	0			1	26
Carr	2	2	0	0			0	12
Bruener	2	0	2	0			0	12
Moulds	1	0	1	0			0	6
Faggins	1	0	0	1b			0	6
Leach	1	0	1	0			0	6
Maddox	1	0	0	1c			0	6
Robinson	1	0	0	1a			0	6
Gado	1	1	0	0			0	6
Taylor	1	1	0	0			0	6
TEXANS	30	13	14	3	26/27	19/25	0	267
OPPONENTS	42	16	22	4*	39/40	25/29	0	366

a) D. Robinson 9-yd. INT return, vs. BUF
b) D. Faggins 58 yd. FUM return, @ OAK
c) A. Maddox 47-yd. FUM return, vs. CLE
*) T. Brown 40-yd. FUM return, @ TEN
A. Jones 53-yd. punt return, @ TEN
K. Morrison 35-yd. FUM return, @ OAK
E. Hobbs 53-yd. kickoff return, @ NE

FIELD GOALS	1-19	20-29	30-39	40-49	50+
K. Brown	1/1	4/4	3/5	11/13	0/2
TEXANS	1/1	4/4	3/5	11/13	0/2
Opponents	0/0	6/7	9/10	8/9	2/3

PASSING	Att	Comp	Yds	Cmp%	Yds/Att	TD	TD%
Carr	442	302	2767	68.3%	6.3	11	2.5%
Rosenfels	39	27	265	69.2%	6.8	3	7.7%
Lundy	0	0	0	0.0%	0.0%	0	0.0%
TEXANS	481	329	3032	68.4%	6.3	14	2.9%
OPPONENTS	505	328	3635	65.0%	7.2	22	4.4%

RUSHING	No.	Yds	Avg	Long	TD
Dayne	151	612	4.1	19	5
undy	124	476	3.8	35	4
Gado	54	217	4.0	34	1
Carr	53	195	3.7	16	2
Taylor	28	123	4.4	17	1
Cook	3	18	6.0	14	0
Johnson	3	14	4.7	18	0
Morency	5	13	2.6	12	0
Moulds	1	6	6.0	6	0
Rosenfels	4	5	1.3	7	0
Shepherd	2	5	2.5	6	0
Walter	1	3	3.0	3	0
Simmons	1	0	0.0	0	0
Stanley	1	0	0.0	0	0
TEXANS	431	1687	3.9	35	13
OPPONENTS	446	1956	4.4	39T	16

RECEIVING	No.	Yds	Avg	Long	TD
Johnson	103	1147	11.1	53	5
Moulds	57	557	9.8	29	1
Daniels	34	352	10.4	33t	5
Lundy	33	204	6.2	15	0
Cook	18	107	5.9	15	0
Walter	17	160	9.4	15	0
Gado	16	80	5.0	19	0
Dayne	14	77	5.5	13	0
Putzier	13	125	9.6	26	0
Bruener	9	62	6.9	25	2
Leach	6	61	10.2	19	1
Taylor	3	40	13.3	24	0
Shepherd	3	22	7.3	8	0
Anderson	1	27	27.0	27	0
Morency	1	6	6.0	6	0
Lewis	1	5	5.0	5	0
TEXANS	329	3032	9.2	53	14
OPPONENTS	328	3635	11.1	83T	22

INTERCEPTIONS	No.	Yds	Avg	Long	TD
Robinson	2	9	4.5	9t	1
Faggins	2	0	0.0	0	0
Weaver	1	21	21.0	21	0
McClellan	1	19	19.0	19	0
Ryan	1	11	11.0	16	0
Simmons	1	1	1.0	1	0
Earl	1	2	2.0	2	0
Brown	1	0	0.0	0	0
Greenwood	1	0	0.0	0	0
TEXANS	11	78	7.1	21	1
OPPONENTS	13	174	13.4	41	0

PUNTING	No.	Yds	Avg	Net	TB	In	Ln	B
Stanley	76	3161	41.6	36.7	5	15	62	0
TEXANS	76	3161	41.6	36.7	5	15	62	0
OPPONENTS	65	2949	45.4	37.6	13	25	75	0

PUNT RETURNS	Ret	FC	Yds	Avg	Long	TD
Wynn	12	9	139	11.6	58	0
Buchanon	8	2	79	9.9	45	0
Shepherd	3	2	24	8.0	14	0
Leach	0	2	0	0	0	0
TEXANS	23	15	242	10.5	58	0
OPPONENTS	36	24	275	7.6	53T	1

KICKOFF RETURNS	No	Yds	Avg	Long	TD
Wynn	30	670	22.3	38	0
Shepherd	17	395	23.2	42	0
Mathis	7	192	27.4	87	0
Buchanon	5	106	21.2	28	0
Lundy	4	67	16.8	23	0
Anderson	3	90	30.0	38	0
Lewis	1	27	27.0	27	0
Alexander	1	18	18.0	18	0
Johnson	1	17	17.0	17	0
Bruener	1	8	8.0	8	0
Cook	1	2	2.0	2	0
Wong	0	17	0	17	0
TEXANS	71	1609	22.7	87	0
OPPONENTS	52	1215	23.4	93T	1

K. Brown: (36G, 43N, 50G, 54N, 23G, 24G, 35G)(30G)() (48G, 50N) (29G) () () () (45G, 33G) (41G, 34G) (19G, 31G) (40G, 52N) () (38G) (49G) (36G)
OPPONENTS: () (39G) () (29G, 20G) (33G) (39G, 30G) (31G, 29G, 22G) (23G) (40G, 40G) (29N, 44N, 23G, 20G) (21G, 38N, 32G, 37B, 28G) (49N, 35G, 42G) (35G, 41N, 28G) (36G, 23G, 26G, 41N) (41G, 26G) (39G, 43G)



HOUSTONTEXANS.COM

2006 SEASON-IN-REVIEW

Defensive Statistics

TACKLES	Solo	Asst	Total	Sacks (Yards)	QB Press	INT (Yards)	Pass Defensed	Forced Fumble	Fumble Recovery
D. Ryans	126	30	156	3.5 (30.5)	9	1 (16)	8	1	1
M. Greenwood	84	26	110	1 (0)	1	1 (0)	4	2	3
D. Robinson	70	13	83		1	2 (9)	14	1	
C.C. Brown	65	10	75	1 (10.0)	3	1 (0)	7	1	1
G. Earl	57	13	70	2 (22.0)	2	1 (2)	5	1	
M. Williams	35	12	47	4.5 (20.5)	5		4	1	1
J. Simmons	30	8	38			1 (11)	2		
L. Sanders	29	8	37				6		
A. Maddox	24	13	37	2 (9.0)	1				
A. Weaver	26	9	35	1 (3.0)	4	1 (21)	7		1
D. Faggins	27	3	30	1 (2.0)	1	2 (0)	12	1	2
D. McCleon	21	7	28			1 (19)	2	2	1
S. Orr	23	4	27	1.5 (7.5)	2		1		1
J. Babin	19	6	25	5 (39.0)	7				
N.D. Kalu	16	5	21	2 (21.0)	7		1		
Th. Johnson	15	4	19		3				
A. Peek	9	5	14	1 (9.0)	2			2	
S. Payne	10	2	12	1 (5.0)	1			1	
K. Wong	9	3	12						
Tr. Johnson	8	3	11				1		
G. Scott	7	4	11						
L. Dalton	8	2	10	1 (2.0)	1				
D. Wynn	4	2	6						
C. Anderson	3	2	5				1		
C. Killings	2	3	5						
V. Hutchins	2	1	3						
P. Buchanon	2	0	2				1		
E. Cochran	2	0	2						
A. Malone	1	1	2	0.5 (2.5)					
D. Johnson	1	0	1						
D. Polk	1	0	1						
T. Evans	0	1	1						
Total	736	200	936	28 (183.0)	50	11 (43)	76	13	11

Special Teams Statistics

SPECIAL TEAMS	Solo	Asst	Total	Blocks PAT	Punt	FG	Forced Fumble	Fumble Recovery
T. Evans	11	2	13					
C. Anderson	10	1	11					
D. Polk	6	4	10					
J. Simmons	9	0	9					
K. Walter	8	0	8					
L. Sanders	6	0	6					
S. Orr	5	0	5					
G. Earl	4	1	5					
J. Cook	4	1	5					
C. Taylor	3	0	3					
B. Pittman	2	1	3					
C.C. Brown	2	0	2					
D. Anderson	2	0	2					
D. Wynn	2	0	2					
V. Leach	2	0	2					
A. Peek	2	0	2					
V. Hutchins	2	0	2					
O. Daniels	1	0	1					
D. McCleon	1	0	1					
G. Scott	1	0	1					
O. Daniels	1	0	1					
R. Alexander	1	0	1					
S. Rosenfels	1	0	1					
M. Stone	0	1	1					
J. Babin	0	1	1					
K. Garrett	0	1	1					
S. Payne	0	0	0	1	0	0	0	0
Total	86	13	99	1	0	0	0	0



2006 SEASON-IN-REVIEW

GAME #1
EAGLES 24, TEXANS 10
RELIANT STADIUM, SEPTEMBER 10, 2006
ATTENDANCE: 70,180

	1Q	2Q	3Q	4Q	OT	Final
PHILADELPHIA EAGLES	0	14	7	3		24
HOUSTON TEXANS	7	3	0	0		10

TEXANS Moulds 25 pass from Carr (K. Brown kick)
EAGLES Stallworth 42 pass from McNabb (Akers kick)

TEXANS K. Brown 34 FG
EAGLES R. Brown 5 pass from McNabb (Akers kick)
EAGLES Westbrook 31 pass from McNabb (Akers kick)

EAGLES Akers 42 FG

	TEXANS	EAGLES
First Downs	19	24
Total Net Yards	241	441
Net Yards Rushing	70	130
Net Yards Passing	171	311
(Att/Comp/Int)	27-18-0	35-24-1
Punts-Average	5-44.6	3-35.3
Fumbles-Lost	1-0	0-0
Sacks-Yards	3-19	1-3
Penalties-Yards	3-20	5-51
Time of Possession	27:09	32:51

PASSING: TEXANS- D. Carr 18-27, 208 yards, 1 TD. **EAGLES-** D. McNabb 24-35, 314 yards, 3 TD, 1 INT.

RECEIVING: TEXANS- A. Johnson 6-101; Moulds 6-68; W. Lundy 2-(-)1, 1 TD; J. Putzier 1-26; K. Walter 1-8; V. Morency 1-6; Cook 1-0.

EAGLES- D. Stallworth 6-14 1 TD; L. Smith 6-56; B. Westbrook 4-61; G. Lewis 3-24; R. Brown 2-20; T. Tapeh 2-13; C. Buckhalter 1-(-).

RUSHING: TEXANS- W. Lundy 11-32; D. Carr 4-25; V. Morency 5-13.

EAGLES- B. Westbrook 17-71; C. Buckhalter 8-50; D. McNabb 4-7; T. Tapeh 1-2.

SUMMARY

The Texans (0-1) lost in head coach Gary Kubiak's NFL debut 24-10 to the Philadelphia Eagles at Reliant Stadium. Houston scored on the opening drive of the season when WR Eric Moulds caught a 25-yard touchdown from QB David Carr. The Eagles got on the board in the second quarter when QB Donovan McNabb found WR Donté Stallworth for a 42-yard touchdown. K Kris Brown nailed a 34-yard field goal to take a 10-7 lead just before halftime, but McNabb guided the Eagles down the field and found WR Reggie Brown for a five-yard touchdown just before intermission. The play gave the Eagles their first lead of the game at 14-10 and Philadelphia wouldn't look back. Philadelphia added 10 more points in the second half, while Houston managed just 11 offensive plays in the last two quarters. Houston was led on defense by rookie MLB DeMeco Ryans, who had 13 tackles to lead both teams in his NFL debut.

GAME #2
COLTS 43, TEXANS 24
RCA DOME, SEPTEMBER 17, 2006
ATTENDANCE: 56,614

	1Q	2Q	3Q	4Q	OT	Final
HOUSTON TEXANS	0	3	0	21		24
INDIANAPOLIS COLTS	14	6	10	13		43

COLTS Stokley 10 pass from Manning (Vinatieri kick)

COLTS Addai 21 pass from Manning (Vinatieri kick)
COLTS Vinatieri 39 FG

TEXANS K. Brown 43 FG
COLTS Vinatieri 43 FG

COLTS Fletcher 15 pass from Manning (Vinatieri kick)

COLTS Vinatieri 38 FG
TEXANS Daniels 33 pass from Carr (K. Brown kick)

COLTS Rhodes 2 run (Vinatieri kick)

TEXANS Bruener 1 pass from Carr (K. Brown kick)

COLTS Carthon 3 run (kick blocked)

TEXANS A. Johnson 10 pass from Carr (K. Brown kick)

	TEXANS	COLTS
First Downs	18	34
Total Net Yards	299	515
Net Yards Rushing	108	125
Net Yards Passing	191	390
(Att/Comp/Int)	26-22-0	38-26-0
Punts-Average	4-41.3	1-45.0
Fumbles-Lost	4-2	1-1
Sacks-Yards	4-28	2-10
Penalties-Yards	8-58	7-60
Time of Possession	25:04	34:56

PASSING: TEXANS- Carr 22-26, 219 yards, 3 TD.
COLTS- P. Manning 26-38, 400 yards, 3 TD.

RECEIVING: TEXANS- J. Cook 5-34; E. Moulds 4-59; A. Johnson 4-56, 1 TD; O. Daniels 4-45, 1 TD; J. Putzier 1-10; E. Shepherd 1-7; K. Walter 1-4; S. Gado 1-3; M. Bruener 1-1, 1 TD.

COLTS- M. Harrison 7-127; R. Wayne 6-135; D. Clark 3-26; J. Addai 2-22, 1 TD; D. Rhodes 2-22; A. Moorehead 2-17; B. Fletcher 2-15, 1 TD; B. Utecht 1-26; B. Stokley 1-10, 1 TD.

RUSHING: TEXANS- R. Dayne 11-37; S. Gado 3-36; W. Lundy 6-25; D. Carr 3-10.

COLTS- J. Addai 16-82; D. Rhodes 14-37, 1 TD; R. Carthon 3-4, 1 TD; P. Manning 2-2.

SUMMARY

The Texans (0-2) fell to the Indianapolis Colts 43-24 at RCA Dome. The Colts scored on four of their first five possessions and the Texans turned the ball over twice in the first quarter, leading to a 20-3 score at halftime. QB David Carr got things going late and threw three touchdown passes in the fourth quarter to TE Owen Daniels, TE Mark Bruener and WR Andre Johnson, but it was too little, too late. SS Glenn Earl led the way defensively with 10 tackles.



HOUSTONTEXANS.COM

2006 SEASON-IN-REVIEW

GAME #3 REDSKINS 31, TEXANS 15 RELIANT STADIUM, SEPTEMBER 24, 2006 ATTENDANCE: 70,069

	1Q	2Q	3Q	4Q	OT	Final
WASHINGTON REDSKINS	7	14	7	3		31
HOUSTON TEXANS	7	0	0	8		15

TEXANS Bruener 2 pass from Carr (K. Brown kick)
REDSKINS Betts 9 run (Hall kick)
REDSKINS Randle-El 23 pass from Brunell (Hall kick)
REDSKINS Portis 30 run (Hall kick)
REDSKINS Portis 1 run (Hall kick)
REDSKINS Hall 46 FG
TEXANS Daniels 2 pass from Carr (Dayne 2 pt conversion)

	TEXANS	REDSKINS
First Downs	17	25
Total Net Yards	261	495
Net Yards Rushing	61	234
Net Yards Passing	200	261
(Att/Comp/Int)	29-19-1	27-24-0
Punts-Average	4-39.5	2-56.0
Fumbles-Lost	3-1	1-8
Sacks-Yards	0-0	2-10
Penalties-Yards	7-57	12-126
Time of Possession	21:33	38:27

PASSING: TEXANS- D. Carr 19-29, 208 yards, 1 TD, 1 INT.
REDSKINS- M. Brunell 24-27, 261 yards, 1 TD.

RECEIVING: TEXANS- A. Johnson 11-152; E. Moulds 4-27; R. Dayne 1-13; J. Pultzier 1-12; M. Bruener 1-2, 1 TD; O. Daniels 1-2, 1 TD.
REDSKINS- S. Moss 6-50; C. Cooley 4-18; A. Randle El 3-34, 1 TD; L. Betts 3-27; M. Sellers 3-9; C. Portis 2-78; B. Lloyd 2-20; D. Patten 1-25.

RUSHING: TEXANS- R. Dayne 14-58; D. Carr 3-3. **REDSKINS-** L. Betts 16-24, 1 TD; C. Portis 16-86, 2 TD; R. Cartwright 5-15; A. Randle El 1-7; S. Moss 1-2; M. Brunell 2-0.

SUMMARY

The Texans (0-3) lost to the Washington Redskins 31-15 at Reliant Stadium as Redskins QB Mark Brunell set the NFL single-game record for consecutive completions with 22. WR Andre Johnson starred for Houston, racking up 152 receiving yards on 11 catches. A 53-yard reception by Johnson set up TE Mark Bruener's two-yard touchdown catch to put Houston up 7-0. Houston's defense looked to get off the field early again on the ensuing drive, but on third-and-six, Brunell hit RB Clinton Portis on a shovel pass out of the shotgun that went for 74 yards. Two plays later, RB Ladell Betts scampered into the end zone from nine yards to tie the score. Washington ultimately scored 31 straight points before the Texans got back into the end zone. TE Owen Daniels' second touchdown of his career came with 12:21 left in the game and RB Ron Dayne's two-point conversion closed out the scoring at 31-15. CB Dunta Robinson led the Texans defense with 11 tackles.

GAME #4 TEXANS 17, DOLPHINS 15 RELIANT STADIUM, OCTOBER 1, 2006 ATTENDANCE: 70,071

	1Q	2Q	3Q	4Q	OT	Final
MIAMI DOLPHINS	0	3	3	9		15
HOUSTON TEXANS	0	3	0	14		17

DOLPHINS Mare 52 FG
TEXANS K. Brown 32 FG
DOLPHINS Mare 29 FG
TEXANS Carr 1 run (K. Brown kick)
TEXANS Johnson 3 pass from Carr (K. Brown kick)
DOLPHINS Mare 22 FG
DOLPHINS Chambers 16 pass from Culpepper (Mare kick)

	TEXANS	DOLPHINS
First Downs	19	15
Total Net Yards	276	289
Net Yards Rushing	65	70
Net Yards Passing	211	219
(Att/Comp/Int)	29-22-1	39-23-0
Punts-Average	4-46.5	5-43.2
Fumbles-Lost	2-1	0-0
Sacks-Yards	5-30	5-19
Penalties-Yards	2-15	5-35
Time of Possession	33:55	26:05

PASSING: TEXANS- D. Carr 22-29, 230 yards, 1 TD, 1 INT.
DOLPHINS- D. Culpepper 23-39, 249 yards, 1 TD.

RECEIVING: TEXANS- A. Johnson 9-101, 1 TD; E. Moulds 4-76; K. Walter 3-25; R. Dayne 3-11; E. Shepherd 1-7; J. Cook 1-6; S. Gado 1-4.
DOLPHINS- R. Brown 8-62; W. Welker 4-55; R. McMichael 4-54; M. Booker 3-43; C. Chambers 3-28, 1 TD.; J. Peelle 1-7.

RUSHING: TEXANS- R. Dayne 22-58; S. Gado 6-9; E. Shepherd 1-6; D. Carr 4-(-)8, 1 TD.
DOLPHINS- R. Brown 12-49; C. Chambers 1-14; L. Suggs 1-7.

SUMMARY

The Texans (1-3) handed head coach Gary Kubiak his first NFL win by defeating the Miami Dolphins 17-15 at Reliant Stadium. After a scoreless first quarter, Miami K Olindo Mare got things started with a 52-yard field goal in the second. Texans K Kris Brown answered with a 32-yarder of his own to knot the score at 3-3 at halftime. Mare hit a 29-yarder in the third to give Miami a 6-3 lead heading into the final stanza. QB David Carr was the first to reach the end zone, running in from one yard out on a bootleg to give Houston its first lead at 10-6. Carr found WR Andre Johnson for a nine-yard touchdown on the next drive, extending the lead to 17-6. Miami rallied late with a field goal and a touchdown, but the comeback fell short when DE Mario Williams batted away an attempted two-point conversion pass with 1:39 left. Williams also recorded his first career sack and finished with 1.5 on the day. Johnson topped the century mark for the third time in four games.



HOUSTONTEXANS.COM

2006 SEASON-IN-REVIEW

GAME #5
COWBOYS 34, TEXANS 6
TEXAS STADIUM, OCTOBER 15, 2006
ATTENDANCE: 63,186

	1Q	2Q	3Q	4Q	OT	Final
HOUSTON TEXANS	3	3	0	0		6
DALLAS COWBOYS	0	3	14	17		34

TEXANS K. Brown 19 FG
COWBOYS Vanderjagt 22 FG
TEXANS K. Brown 48 FG
COWBOYS Owens 3 pass from Bledsoe (Vanderjagt kick)
COWBOYS Owens 21 pass from Bledsoe (Vanderjagt kick)
COWBOYS Barber 1 run (Vanderjagt kick)
COWBOYS Vanderjagt 21 FG
COWBOYS Owens 2 pass from Romo (Vanderjagt kick)

	TEXANS	COWBOYS
First Downs	12	21
Total Net Yards	232	354
Net Yards Rushing	34	170
Net Yards Passing	198	184
(Att/Comp/Int)	38-23-2	30-19-0
Punts-Average	6-39.0	4-56.8
Fumbles-Lost	1-1	0-0
Sacks-Yards	0-0	2-19
Penalties-Yards	7-42	9-73
Time of Possession	24:46	35:14

PASSING: TEXANS- D. Carr 15-27, 128 yards; S. Rosenfels 8-11, 70 yards.

COWBOYS- D. Bledsoe 17-28-38, 168 yards, 2 TD; T. Romo 2-2, 35 yards, 1 TD.

RECEIVING: TEXANS- A. Johnson 9-75; E. Moulds 4-44; S. Gado 4-26; O. Daniels 2-17; K. Walter 1-15; J. Putzier 1-12; M. Bruener 1-15; R. Dayne 1-4.

COWBOYS- P. Crayton 5-61; T. Glenn 5-47; T. Owens 5-45, 3 TD; J. Witten 3-17; S. Hurd 1-33.

RUSHING: TEXANS- D. Carr 3-15; R. Dayne 10-14; S. Gado 4-5.

COWBOYS- J. Jones 22-106; M. Barber 10-57, 1 TD; T. Thompson 5-7.

SUMMARY

The Texans (1-4) fell to the Dallas Cowboys 34-6 at Texas Stadium, despite leading 6-3 at halftime. Houston drew first blood thanks to a 19-yard field goal by K Kris Brown in the first quarter. Dallas evened the score in the second quarter on a 22-yard field goal by K Mike Vanderjagt. Brown gave the Texans the lead at the break with a 48-yard field goal as time expired in the second quarter. The second half was all Dallas as the Cowboys held Houston to just 118 yards and scored 31 unanswered points. WR Andre Johnson had a game-high nine receptions for 75 yards in the loss. It was the second meeting between the two franchises and Dallas evened the series. Houston won the initial meeting in 2002, 19-10, in what was the first game in franchise history.

GAME #6
TEXANS 27, JAGUARS 7
RELIANT STADIUM, OCTOBER 22, 2006
ATTENDANCE: 70,035

	1Q	2Q	3Q	4Q	OT	Final
JACKSONVILLE JAGUARS	0	0	7	0		7
HOUSTON TEXANS	0	10	0	17		27

TEXANS A. Johnson 35 pass from Carr (K. Brown kick)
TEXANS K. Brown 43 FG
JAGUARS Jones-Drew 1 run (Scobee kick)
TEXANS Lundy 2 run (K. Brown kick)
TEXANS Daniels 14 pass from Carr (K. Brown kick)
TEXANS K. Brown 21 FG

	TEXANS	JAGUARS
First Downs	21	14
Total Net Yards	349	220
Net Yards Rushing	131	102
Net Yards Passing	218	118
(Att/Comp/Int)	34-25-0	28-14-0
Punts-Average	5-43.4	7-42.1
Fumbles-Lost	0-0	2-2
Sacks-Yards	1-6	1-7
Penalties-Yards	3-17	7-35
Time of Possession	33:30	26:30

PASSING: TEXANS- D. Carr 25-34, 224 yards, 2 TD. **JAGUARS-** B. Leftwich 14-28, 125 yards.

RECEIVING: TEXANS- A. Johnson 8-106, 1 TD; W. Lundy 4-15; J. Cook 3-24; E. Moulds 3-16; S. Gado 3-15; K. Walter 2-28; O. Daniels 2-20, 1 TD.

JAGUARS- M. Jones-Drew 7-58; E. Wilford 2-26; C. Hankton 2-18; F. Taylor 1-19; G. Waghster 1-3; D. Wimbush 1-1.

RUSHING: TEXANS- W. Lundy 19-93, 1 TD; 10-27; D. Carr 4-12; E. Shepherd 1-(-)1.

JAGUARS- F. Taylor 16-84; M. Jones Drew 8-10, 1 TD; R. Williams 1-8.

SUMMARY

The Texans (2-4) collected consecutive home wins for the first time in franchise history by defeating the Jacksonville Jaguars 27-7 at Reliant Stadium, improving their all-time record against Jacksonville to 5-4. In their Battle Red jerseys, Houston dominated every aspect of the game against Jacksonville totaling 349 yards, while holding the Jags to just 220 total yards. QB David Carr threw for 224 yards to go along with two touchdowns. One of those scoring strikes came to WR Andre Johnson, who broke the 100-yard receiving mark for the fourth time on the season with eight catches for 106 yards. Rookie RB Wali Lundy emerged from a crowded Houston backfield to shine with 93 yards on 19 carries, including the first scoring run of his career. The offense was backed up by a stout Houston defense that forced two second-half turnovers that led to 14 points, the Texans' first points off turnovers in 2006.



HOUSTONTEXANS.COM

2006 SEASON-IN-REVIEW

GAME #7 TITANS 28, TEXANS 22 LP FIELD, OCTOBER 29, 2006 ATTENDANCE: 69,143

	1Q	2Q	3Q	4Q	OT	Final
HOUSTON TEXANS	0	3	7	12		22
TENNESSEE TITANS	0	14	7	7		28

TITANS Young 20 run (Bironas kick)
TEXANS K. Brown 27 FG
TITANS Brown 40 fumble return (Bironas kick)
TITANS Wade 20 pass from Young (Bironas)
TEXANS A. Johnson 10 pass from Rosenfels (K. Brown kick)
TITANS A. Jones 53 punt return (Bironas kick)
TEXANS Daniels 1 pass from Rosenfels (kick blocked)
TEXANS Daniels 2 pass from Rosenfels (pass failed)

	TEXANS	TITANS
First Downs	26	10
Total Net Yards	427	197
Net Yards Rushing	148	111
Net Yards Passing	279	86
(Att/Comp/Int)	46-33-2	15-7-0
Punts-Average	3-43.7	8-49.1
Fumbles-Lost	4-3	2-0
Sacks-Yards	4-20	1-1
Penalties-Yards	10-74	8-64
Time of Possession	36:21	23:39

PASSING: TEXANS- S. Rosenfels 18-25, 186 yards, 3 TD, 1 INT.; D. Carr 15-21, 113 yards, 1 INT.
TITANS- V. Young 7-15 87 yards, 1 TD.

RECEIVING: TEXANS- O. Daniels 9-99, 2 TD; A. Johnson 9-78, 1 TD; W. Lundy 5-33; E. Moulds 3-35; J. Cook 3-20; R. Dayne 2-17; M. Bruener 1-9; E. Shepherd 1-8. **TITANS-** B. Wade 2-30, 1 TD; B. Scaife 2-15; D. Bennett 1-23; B. Troupe 1-12; C. Roby 1-7.

RUSHING: TEXANS- W. Lundy 18-116; R. Dayne 5-16; S. Rosenfels 1-7; D. Carr 1-6; J. Cook 1-3.
TITANS- V. Young 4-44, 1 TD; L. White 7-35; T. Henry 15-29; B. Jones 1-3.

SUMMARY

The Texans (2-5) couldn't overcome five turnovers and fell 28-22 to the Tennessee Titans at LP Field. Houston dominated the Titans in every statistical category out-gaining Tennessee 427 yards to 197. The total yardage by the Titans was the second fewest total by any Texans opponent in franchise history. QB Sage Rosenfels threw a career-high three touchdown passes in the second half as the Texans battled back from a 21-3 deficit. Rosenfels' three touchdowns tied the franchise record for scoring strikes in a game. TE Owen Daniels caught two touchdowns, tying a Texans franchise record in that department. On the day, Daniels hauled in nine catches for 99 yards to lead both teams. WR Andre Johnson added nine receptions for 78 yards and a touchdown, and RB Wali Lundy added 116 yards on the ground.

GAME #8 GIANTS 14, TEXANS 10 GIANTS STADIUM, NOVEMBER 5, 2006 ATTENDANCE: 78,485

	1Q	2Q	3Q	4Q	OT	Final
HOUSTON TEXANS	0	3	7	0		10
NEW YORK GIANTS	7	0	0	7		14

GIANTS Barber 16 run (Feely kick)
TEXANS K. Brown 41 FG
TEXANS Carr 2 run (K. Brown kick)
GIANTS Shockey 3 pass from Manning (Feely kick)

	TEXANS	GIANTS
First Downs	17	23
Total Net Yards	251	285
Net Yards Rushing	81	122
Net Yards Passing	170	163
(Att/Comp/Int)	30-21-0	29-17-1
Punts-Average	3-31.0	3-36.7
Fumbles-Lost	1-1	0-0
Sacks-Yards	1-6	2-16
Penalties-Yards	8-65	6-53
Time of Possession	28:55	31:05

PASSING: TEXANS- D. Carr 21-30, 176 yards.
GIANTS- E. Manning 17-28 179 yards, 1 TD, 1 INT.

RECEIVING: TEXANS- A. Johnson 9-83.; O. Daniels 3-34; E. Moulds 3-24; W. Lundy 3-16; E. Moulds 3-35; K. Walter 1-11; R. Dayne 1-5; J. Cook 1-3.
GIANTS- J. Shockey 8-66, 1 TD; T. Barber 3-40; M. Jennings 2-21; A. Toomer 2-16; B. Jacobs 1-21; T. Carter 1-15.

RUSHING: TEXANS- W. Lundy 20-43; D. Carr 5-24. 1 TD; J. Cook 1-14.
GIANTS- T. Barber 17-115; 7-19; E. Manning 3-(-3); M. Jennings 1-(-9).

SUMMARY

The Texans (2-6) were upset-minded at Giants Stadium, leading the Giants 10-7 in the fourth quarter, but when QB Eli Manning found TE Jeremy Shockey in the right corner of the end zone with 7:49 remaining in game, New York took the lead for good. The ensuing Texans drive moved into Giants territory, but when FB Jameel Cook fumbled on New York's 38-yard line after a three-yard catch, the game was all but over as the Giants recovered and were able to kill the last five minutes off the clock. Cook's fumble was the only turnover of the game for the Texans in a game that was dominated by both teams' defenses. Houston's defense allowed just two scores on the day and just 285 yards to a Giants team that ranked fourth in the NFL in total yards entering the game. The Giants defense was up to the challenge as well, limiting Houston to 81 rushing yards and 251 yards total for the game. K Kris Brown got the Texans on the board in the second quarter thanks a 41-yard field goal making the score 7-3. Houston took the lead in the third quarter when QB David Carr took to the air, launching himself from the Giants' two-yard line into the end zone to put his team in front 10-7 with 1:14 remaining in the third quarter.



HOUSTONTEXANS.COM

2006 SEASON-IN-REVIEW

GAME #9 JAGUARS 10, TEXANS 13 ALLTELL STADIUM, NOVEMBER 12, 2006 ATTENDANCE: 65,918

	1Q	2Q	3Q	4Q	OT	Final
HOUSTON TEXANS	10	0	3	0		13
JACKSONVILLE JAGUARS	0	3	0	7		10

TEXANS Lundy 1 run (K. Brown kick)
TEXANS K. Brown 25 FG
JAGUARS Scobee 44 FG
TEXANS K. Brown 28 FG
JAGUARS Jones-Drew 3 run (Scobee kick)

	TEXANS	JAGUARS
First Downs	21	16
Total Net Yards	306	322
Net Yards Rushing	148	118
Net Yards Passing	158	204
(Att/Comp/Int)	35-17-0	34-15-4
Punts-Average	5-34.2	4-36.5
Fumbles-Lost	1-0	1-0
Sacks-Yards	3-18	2-10
Penalties-Yards	6-51	9-65
Time of Possession	37:33	22:27

PASSING: TEXANS- D. Carr 16-32, 167 yards; S. Rosenfels 1-3, 9 yards.

JAGUARS- D. Garrard 15-34, 214 yards, 4 INT.

RECEIVING: TEXANS- O. Daniels 4-55; A. Johnson 3-56; E. Moulds 3-14; K. Walter 2-16; J. Cook 2-10; J. Putzier 1-10; W. Lundy 1-9; S. Gado 1-6.
JAGUARS- F. Taylor 5-71; M. Jones-Drew 4-56; E. Wilford 2-50; R. Williams 1-12; M. Jones 1-11; G. Wrihster 1-8; M. Lewis 1-6.

RUSHING: TEXANS- S. Gado 17-67; D. Carr 5-48; W. Lundy 16-34; J. Cook 1-1; S. Rosenfels 3-(-2).

JAGUARS- F. Taylor 12-63; D. Garrard 4-44; M. Jones-Drew 3-11, 1 TD.

SUMMARY

The Texans (3-6) swept the season series from the Jacksonville Jaguars by defeating the Jags 13-10 at ALLTELL Stadium thanks to a turnover-minded defense. Houston's defense entered the game with just two interceptions, but it left Jacksonville with six after intercepting Jaguars QB David Garrard four times. Garrard entered the game with the Jaguars team record in consecutive pass attempts without an interception. That streak ended at 176 pass attempts when LB Morlon Greenwood collected his first career interception. Even with Houston's strong defensive showing, it looked as though Jacksonville might have a chance to tie or win the game in the final moments. After QB Sage Rosenfels was stuffed on a third-and-one at the Texans' 41-yard line, it appeared as though Jacksonville would get the ball back with about a minute and half remaining in the game. However, head coach Gary Kubiak gambled and on fourth-and-one with the game on the line, the rookie head coach handed the ball to RB Samkon Gado who surged forward for the first down giving Houston the win.

GAME #10 TEXANS 21, BILLS 24 RELIANT STADIUM, NOVEMBER 19, 2006 ATTENDANCE: 70,125

	1Q	2Q	3Q	4Q	OT	Final
BUFFALO BILLS	14	3	0	7		24
HOUSTON TEXANS	7	7	7	0		21

BILLS Evans 83 pass from Losman (Lindell kick)
BILLS Evans 83 pass from Losman (Lindell kick)
TEXANS Lundy 17 run (K. Brown kick)
BILLS Lindell 40 FG
TEXANS Gado 1 run (K. Brown kick)
TEXANS Robinson 9 interception return (K. Brown kick)
BILLS Price 15 pass from Losman (Lindell kick)

	TEXANS	BILLS
First Downs	20	17
Total Net Yards	397	403
Net Yards Rushing	188	70
Net Yards Passing	209	333
(Att/Comp/Int)	30-25-1	38-26-1
Punts-Average	6-40.8	7-46.9
Fumbles-Lost	3-1	0-0
Sacks-Yards	2-7	2-14
Penalties-Yards	5-40	3-17
Time of Possession	32:25	27:35

PASSING: TEXANS- D. Carr 25-30, 223 yards, 1 INT.

BILLS- J. Losman 26-38, 340 yards, 3 TD, 1 INT.

RECEIVING: TEXANS- A. Johnson 6-76; E. Moulds 5-68; S. Gado 5-30; W. Lundy 4-22; J. Cook 2-10; O. Daniels 1-10; K. Walter 1-4; M. Bruener 1-3

BILLS- L. Evans 11-265, 2 TD; A. Thomas 7-33; D. Shelton 4-12; P. Price 2-21, 1 TD; R. Royal 1-5; B. Cieslak 1-4.

RUSHING: TEXANS- S. Gado 10-69, 1 TD; W. Lundy 8-61, 1 TD; D. Carr 6-31; A. Johnson 1-18; E. Moulds 1-6; K. Walter 1-3.

BILLS- A. Thomas 19-56; J. Losman 2-14.

SUMMARY

The Texans (3-7) stormed back from a 14-point deficit to lead 21-17 late in the fourth quarter against the Buffalo Bills at Reliant Stadium, but a 15-yard touchdown pass from QB J.P. Losman to WR Peerless Price with just nine seconds remaining earned Buffalo the win. The loss snapped a two-game winning streak for the Texans and ruined a record-setting performance by QB David Carr, who completed 22 consecutive passes at one point to tie the NFL single-game record. The Houston offense was led by a running game that produced 188 yards, the second-highest single-game total in team history. The Bills countered with WR Lee Evans, who snagged 11 balls for an eye-popping 265-yard performance, including 83-yard touchdown receptions on each of the Bills' first two possessions to give Buffalo a 14-0 lead in the first quarter. CB Dunta Robinson picked off Losman deep in Bills territory and returned it nine yards for the first touchdown of his career to put Houston up 21-17. That looked to be enough for the win until Price's game-winning catch in the waning moments.



HOUSTONTEXANS.COM

2006 SEASON-IN-REVIEW

GAME #11
JETS 26, TEXANS 11
THE MEADOWLANDS, NOVEMBER 26, 2006
ATTENDANCE: 76,596

	1Q	2Q	3Q	4Q	OT	Final
HOUSTON TEXANS	0	3	0	8		11
NEW YORK JETS	3	6	14	3		26

JETS	Nugent 23 FG
JETS	Nugent 34 FG
TEXANS	K. Brown 47 FG
JETS	Nugent 54 FG
JETS	Coles 12 pass from Pennington (Nugent kick)
JETS	Houston 1 run (Nugent kick)
JETS	Nugent 40 FG
TEXANS	A. Johnson 3 pass from Carr (Lundy 2 pt. conversion pass from Carr)

	TEXANS	JETS
First Downs	21	17
Total Net Yards	332	304
Net Yards Rushing	25	27
Net Yards Passing	307	277
(Att/Comp/Int)	54-39-1	32-24-0
Punts-Average	5-48.2	4-49.3
Fumbles-Lost	1-0	1-0
Sacks-Yards	4-14	1-9
Penalties-Yards	7-77	1-5
Time of Possession	30:51	29:09

PASSING: TEXANS- D. Carr 39-54, 321 yards, 1 TD 1 INT.
JETS- C. Pennington 24-31, 286 yards, 1 TD; P. Ramsey 0-1, 0 yds.

RECEIVING: TEXANS- A. Johnson 10-98, 1 TD; E. Moulds 10-79; W. Lundy 8-68; O. Daniels 5-34; K. Walter 2-22; J. Putzier 2-19; D. Lewis 1-5; S. Gado 1(-4).
JETS- L. Coles 9-111, 1 TD; J. Cotchery 7-110; J. McCareins 2-10; L. Washington 2-7; C. Baker 1-28; T. Dwight 1-9; J. Hodgins 1-6; C. Houston 1-5.

RUSHING: TEXANS- W. Lundy 8-11; D. Carr 2-10; S. Gado 3-4; C. Stanley 1-0.
JETS- L. Washington 5-17; C. Houston 11-13; K. Barlow 8-5; C. Pennington 1-2; B. Smith 1(-10).

SUMMARY

The Texans (3-8) fell to the New York Jets 26-11 at The Meadowlands. Despite allowing a franchise-record 27 yards rushing defensively, Houston couldn't find the end zone until the waning moments of the fourth quarter. QB David Carr set career highs in both attempts (54) and completions (39) on his way to 321 yards passing, but when he finally found a receiver in the end zone, the game was out of reach. On the day the Texans outgained the Jets 332 yards to 304, but managed only 25 yards on the ground themselves. WR Andre Johnson surpassed career single-season bests with 10 receptions for 98 yards and a touchdown. LB DeMeco Ryans led the defense with a game-high 14 tackles. K Kris Brown supplied the first points for the Texans with a 47-yard field goal in the second quarter.

GAME #12
TEXANS 23, RAIDERS 14
McAFEE COLISEUM, DECEMBER 3, 2006
ATTENDANCE: 46,276

	1Q	2Q	3Q	4Q	OT	Final
HOUSTON TEXANS	7	0	7	9		23
OAKLAND RAIDERS	0	14	0	0		14

TEXANS	Faggins 58 fumble return (K. Brown kick)
RAIDERS	Fargas 3 run (Janikowski kick)
RAIDERS	Morrison 35 fumble return (Janikowski kick)
TEXANS	Lundy 3 run (K. Brown kick)
TEXANS	K. Brown 42 FG
TEXANS	K. Brown 47 FG
TEXANS	K. Brown 39 FG

	TEXANS	RAIDERS
First Downs	10	21
Total Net Yards	124	302
Net Yards Rushing	129	113
Net Yards Passing	-5	189
(Att/Comp/Int)	14-7-0	42-25-2
Punts-Average	5-40.4	4-56.8
Fumbles-Lost	3-2	3-3
Sacks-Yards	5-37	5-49
Penalties-Yards	5-46	7-60
Time of Possession	26:28	33:32

PASSING: TEXANS- D. Carr 7-14, (-)5 yards.
RAIDERS- A. Brooks 25-42 238 yards, 2 Int.

RECEIVING: TEXANS- W. Lundy 2-9; J. Putzier 2-6; A. Johnson 1-9; R. Dayne 1-5; E. Moulds 1-3.
RAIDERS- R. Williams 6-46; R. Lee 5-57; R. Moss 4-44; R. Curry 3-32; Z. Crockett 2-19, C. Anderson 2-18, J. Fargas 1-9, J. Madsen 1-8, A. Whitted 1-5.

RUSHING: TEXANS- R. Dayne 18-95; W. Lundy 9-33; 1 TD.
RAIDERS- J. Fargas 14-49, 1TD; R. Lee 6-42; A. Brooks 3-13; Z. Crockett 2-5; R. Curry 1-4.

SUMMARY

The Texans (4-8) used a stellar performance by LB DeMeco Ryans and three K Kris Brown field goals to outlast the Oakland Raiders 23-14 at McAfee Coliseum. Ryans was sensational in the win, totaling a career-high 15 tackles to go along with a sack, three passes defended, a forced fumble, a fumble recovery and an interception in the end zone on the Raiders last drive. In a game that saw the Texans amass negative-five yards passing and just 124 yards of total offense, it was the Texans defense and special teams that carried Houston to the win. WR Jerome Mathis returned to the lineup for the first time on the year and had an 87-yard kickoff return to set up a three-yard TD run by RB Wali Lundy, Houston's only offensive score of the game. CB Dexter Wynn had a 58-yard punt return to set up a field goal. The Texans defense also chipped in on the scoring with a 58-yard fumble return by CB DeMarcus Faggins to take a 7-0 lead in the first quarter. Nine points from Brown in the fourth quarter propelled Houston to its second road win of the season.



HOUSTONTEXANS.COM

2006 SEASON-IN-REVIEW

GAME #13
TEXANS 20, TITANS 26
RELIANT STADIUM, DECEMBER 10, 2006
ATTENDANCE: 70,760

	1Q	2Q	3Q	4Q	OT	Final
TENNESSEE TITANS	3	3	7	7	6	26
HOUSTON TEXANS	0	7	7	6	0	20

TITANS Bironas 41 FG
TITANS Bironas 33 FG
TEXANS Dayne 1 run (K. Brown kick)
TEXANS Dayne 2 run (K. Brown kick)
TITANS Henry 9 run (Bironas kick)
TEXANS K. Brown 49 FG
TITANS Henry 2 run (Bironas kick)
TEXANS K. Brown 46 FG
TITANS Young 39 run

	TEXANS	TITANS
First Downs	15	22
Total Net Yards	240	418
Net Yards Rushing	107	218
Net Yards Passing	133	200
(Att/Comp/Int)	23-17-0	29-19-1
Punts-Average	6-41.8	5-42.0
Fumbles-Lost	0-0	1-1
Sacks-Yards	2-7	2-18
Penalties-Yards	7-64	8-66
Time of Possession	29:09	34:37

PASSING: TEXANS- D. Carr 17-23, 140 yards.
TITANS- V. Young 19-29, 218 yards, 1 INT.

RECEIVING: TEXANS- A. Johnson 7-68; R. Dayne 3-12; O. Daniels 2-25; J. Putzier 2-11; V. Leach 1-10; E. Moulds 1-7; W. Lundy 1-7.
TITANS- D. Bennett 6-113; A. Hall 3-29; B. Jones 2-33; B. Wade 2-17; B. Scaife 2-8; T. Henry 2-7; B. Hartsock 1-9; C. Cramer 1-2.

RUSHING: TEXANS- R. Dayne 21-87, 2 TD; W. Lundy 5-14; D. Carr 4-6.
TITANS- T. Henry 20-88, 2 TD; V. Young 7-86, 1 TD; C. Brown 4-44; A. Jones 1-1; A. Hall 1- (-)1.

SUMMARY

The Texans (4-9) rallied to tie the Tennessee Titans at 20 points apiece with 2:09 remaining in the fourth quarter, but fell in overtime 26-20, thanks to a 39-yard touchdown sprint by Titans QB Vince Young. After a pair of field goals from Tennessee K Rob Bironas, the Texans found the end zone twice courtesy of RB Ron Dayne to go up 14-6. Tennessee RB Travis Henry scored from nine yards out on the ensuing possession to pull his team within a point at 14-13. Houston extended its lead to 17-13 in the fourth quarter a 49-yard field goal from K Kris Brown. Henry's second touchdown of the day, this time from two yards out, put Tennessee up 20-17 before Brown's 46-yarder evened things with 1:44 to play. The Titans won the toss in overtime and returned the kickoff to the Tennessee 43-yard line. Six plays later, the Titans faced third-and-14 at Houston's 39-yard line when Young took off up the middle and raced into the end zone to end the game.

GAME #14
TEXANS 7, PATRIOTS 40
GILLETTE STADIUM, DECEMBER 17, 2006
ATTENDANCE: 68,756

	1Q	2Q	3Q	4Q	OT	Final
HOUSTON TEXANS	0	0	7	0		7
NEW ENGLAND PATRIOTS	17	10	7	6		40

PATRIOTS Faulk 11 run (Gostkowski kick)
PATRIOTS Gostkowski 36 FG
PATRIOTS Faulk 43 pass from Brady (Gostkowski kick)
PATRIOTS Gostkowski 32 FG
PATRIOTS Gaffney 6 pass from Brady (Gostkowski kick)
TEXANS Dayne 1 run (K. Brown kick)
PATRIOTS Hobbs 93 kickoff return (Gostkowski kick)
PATRIOTS Gostkowski 31 FG
PATRIOTS Gostkowski 21 FG

	TEXANS	PATRIOTS
First Downs	13	15
Total Net Yards	198	230
Net Yards Rushing	105	105
Net Yards Passing	93	125
(Att/Comp/Int)	28-16-4	27-19-0
Punts-Average	7-42.1	4-40.0
Fumbles-Lost	1-0	0-0
Sacks-Yards	4-37	1-44
Penalties-Yards	4-66	2-10
Time of Possession	24:07	35:53

PASSING: TEXANS- D. Carr 16-28, 127 yards. 4 INT
PATRIOTS- T. Brady 16-23, 109 yards, 2 TD.

RECEIVING: TEXANS- A. Johnson 5-28; E. Moulds 4-26; W. Lundy 2-18; D. Anderson 1-27; O. Daniels 1-9; R. Dayne 1-7; K. Walter 1-6; M. Bruener 1-6.
PATRIOTS- R. Caldwell 6-25; C. Dillon 5-20; D. Thomas 3-24; K. Faulk 2-46; J. Gaffney 1-6; T. Brown 1-4; H. Evans 1-4.

RUSHING: TEXANS- R. Dayne 18-94, 1 TD; W. Lundy 3-11; J. Simmons 1-0.
PATRIOTS- C. Dillon 20-61; H. Evans 8-24; K. Faulk 2-22, 1TD; T. Brady 2-2; V. Testarverde 4-(-)4.

SUMMARY

The Texans (4-10) fell to the New England Patriots 40-7 in their first ever trip to Gillette Stadium. Houston couldn't overcome four turnovers and trailed 27-0 before RB Ron Dayne opened scoring in the second half with a one-yard touchdown run. QB David Carr threw a career-high four interceptions, two in each half, while throwing for 127 yards and no touchdowns. New England's 230 yards was the third-lowest total allowed by the Texans all year. Dayne rushed for at least 85 yards for the third-straight game with 94 yards on 18 carries. LB DeMeco Ryans collected 10 tackles, marking the fourth-straight game in which the rookie linebacker reached double-digit stops and the eighth time overall on the season.



HOUSTONTEXANS.COM

2006 SEASON-IN-REVIEW

GAME #15 TEXANS 27, COLTS 24 RELIANT STADIUM, DECEMBER 24, 2006 ATTENDANCE: 70,132

	1Q	2Q	3Q	4Q	OT	Final
INDIANAPOLIS COLTS	7	7	3	7		24
HOUSTON TEXANS	14	7	0	6		27

TEXANS Dayne 3 run (K. Brown kick)
TEXANS Dayne 6 run (K. Brown kick)
COLTS Harrison 37 pass from Manning (Vinatieri kick)

COLTS Moorehead 9 pass from Manning (Vinatieri kick)

TEXANS Leach 3 pass from Carr (K. Brown kick)

COLTS Vinatieri 33 FG

TEXANS K. Brown 42 FG

COLTS Harrison 7 pass from Manning (Vinatieri kick)

TEXANS K. Brown 48 FG

	TEXANS	COLTS
First Downs	22	19
Total Net Yards	354	319
Net Yards Rushing	191	114
Net Yards Passing	163	205
(Att/Comp/Int)	23-16-0	27-21-0
Punts-Average	2-40.0	1-55.0
Fumbles-Lost	1-0	1-1
Sacks-Yards	0-0	0-0
Penalties-Yards	4-25	2-15
Time of Possession	35:59	24:01

PASSING: TEXANS- D. Carr 16-23, 163 yards, 1 TD.

COLTS- P. Manning 21-27, 205 yards, 3 TD.

RECEIVING: TEXANS- A. Johnson 4-48; V. Leach 3-18, 1 TD; C. Taylor 2-28; M. Bruener 2-26; K. Walter 2-21; J. Putzier 2-19; R. Dayne 1-3.

COLTS- M. Harrison 8-112, 2 TD, J. Addai 4-8; R. Wayne 3-27; B. Fletcher 2-29; B. Utecht 2-14; A. Moorehead 1-9; D. Rhodes 1-6.

RUSHING: TEXANS- R. Dayne 32-153, 2 TD; C. Taylor 8-24; D. Carr 2-14.

COLTS- J. Addai 15-100; D. Rhodes 2-15; P. Manning 1 -(-1).

SUMMARY

The Texans (5-10) sprinted out to a 14-0 lead against the Indianapolis Colts and rode that momentum to a 27-24 win thanks to a 48-yard field goal from Kris Brown as time expired, giving the Texans their first win over Indianapolis in team history. RB Ron Dayne led the way with a career-high 153 yards and two first-quarter touchdowns, and FB Vonta Leach scored his first career touchdown to give Houston a 21-14 halftime lead, but the real drama came in the fourth quarter. With the Texans leading 21-14 going into the last period, Brown booted a 42-yard field goal to push the lead back to seven points. A touchdown pass from QB Peyton Manning to WR Marvin Harrison drew the Colts even with 2:41 to play. Houston chewed up the remaining time on a 31-yard drive to set up Brown's game-winner.

GAME #16 TEXANS 14, BROWNS 6 RELIANT STADIUM, DECEMBER 31, 2006 ATTENDANCE: 70,097

	1Q	2Q	3Q	4Q	OT	Final
CLEVELAND BROWNS	0	3	0	3		6
HOUSTON TEXANS	0	0	14	0		14

BROWNS Dawson 43 FG
TEXANS Taylor 5 run (K. Brown kick)
TEXANS Maddox 47 fumble return (K. Brown kick)
BROWNS Dawson 36 FG

	TEXANS	BROWNS
First Downs	11	19
Total Net Yards	177	306
Net Yards Rushing	94	127
Net Yards Passing	83	179
(Att/Comp/Int)	15-9-1	35-24-1
Punts-Average	6-45.2	3-40.7
Fumbles-Lost	0-0	3-2
Sacks-Yards	1-3	1-8
Penalties-Yards	4-31	5-57
Time of Possession	21:54	38:06

PASSING: TEXANS- D. Carr 9-15, 86 yards, 1 INT.

BROWNS- C. Frye 25-34, 187 yards, 1 INT.

RECEIVING: TEXANS- V. Leach 2-33; A. Johnson 2-12; E. Moulds 2-11; C. Taylor; 1-12; M. Bruener 1-10; W. Lundy 1-8.

BROWNS- K. Winslow 11-93; B. Edwards 4-46; S. Heiden 3-17; R. Droughns 3-2; T. Smith 2-7; T. Wilson 1-16; L. Vickers 1-6.

RUSHING: TEXANS- C. Taylor 20-99, 1 TD; W. Lundy 1-3; D. Carr 5-(-8).

BROWNS- R. Droughns 19-83; C. Frye 5-36; B. Edwards 1-7; J. Cribbs 1-2; T. Smith 1-1; J. Harrison 1-(-2).

SUMMARY

The Texans (6-10) defeated the Cleveland Browns 14-6 for their first-ever season-ending victory. With Houston's win against the Indianapolis Colts, the Texans finished the 2006 season with back-to-back wins and finished with their best home record in franchise history with a 4-4 mark at Reliant Stadium. Rookie RB Chris Taylor had a career-high 99 yards on 20 carries. He added his first NFL touchdown to the stats sheet as well, the only offensive score in the game. Houston managed just 177 total yards in the game and had the ball for less than 22 minutes. Trailing 3-0 at halftime, Taylor scored to cap Houston's first drive of the second half to make the score 7-3. The game's decisive play happened on Cleveland's ensuing drive as DT Anthony Maddox forced a fumble while sacking Browns QB Charlie Frye. Maddox picked the ball off the ground and rumbled 47 yards for his first career touchdown to make the score 14-3. Houston held Cleveland to just three more points the rest of the way. Houston's 6-10 record marked a four-game improvement over the 2005 season and also the second-best record in franchise history.



HOUSTONTEXANS.COM

2007 SEASON-IN-REVIEW

TEXANS WIN FRANCHISE RECORD EIGHT GAMES

The Houston Texans finished the 2007 campaign with their best mark in team history with an 8-8 record. Houston played well at Reliant Stadium finishing 6-2 at home, besting their 4-4 record from a year ago. Houston finished the season on a four-game home winning streak to set a team record.

The Texans offense was led by QB Matt Schaub, but when he was slowed by an injury, the Texans did not skip a beat with QB Sage Rosenfels under center. The Texans finished the season setting franchise records with 43 touchdowns, 5,337 total net yards and 3,751 passing yards.

Houston's defense was led by the starting 2008 Pro Bowl MLB DeMeco Ryans, who led the team with 127 tackles. He teamed with DE Mario Williams; both were named second team AP All-Pro. Williams set a franchise record by recording 14 sacks in his sophomore campaign.

The Texans tied an NFL record by returning four kickoffs for scores. WR André Davis set a team record with three kickoff returns on the season. K Kris Brown set a team record with 115 points and set an NFL record by recording three field goals of 54-yards or longer in one game.



PRESEASON

Sat., Aug. 11	Chicago	L	19-20
Sat., Aug. 18	@ Arizona	W	33-20
Sat., Aug. 25	Dallas	W	28-16
Thurs. Aug. 30	@ Tampa Bay	L	24-31

REGULAR SEASON

Sun., Sept. 9	Kansas City	W	20-3
Sun., Sept. 16	@ Carolina	W	34-21
Sun., Sept. 23	Indianapolis	L	24-30
Sun., Sept. 30	@ Atlanta	L	16-26
Sun., Oct 7	Miami	W	22-19
Sun., Oct. 14	@ Jacksonville	L	17-37
Sun., Oct. 21	Tennessee	L	36-38
Sun., Oct. 28	@ San Diego	L	10-35
Sun., Nov. 4	@ Oakland	W	24-17
Sun., Nov. 11	BYE WEEK		
Sun., Nov. 19	New Orleans	W	23-10
Sun., Nov. 25	@ Cleveland	L	17-27
Sun., Dec. 2	@ Tennessee	L	20-28
Sun., Dec. 9	Tampa Bay	W	28-14
Thurs., Dec. 13	Denver#	W	31-13
Sun., Dec. 23	@ Indianapolis	L	15-38
Sun., Dec. 30	Jacksonville	W	42-28

#- Nationally Televised Game



HOUSTONTEXANS.COM

2007 SEASON-IN-REVIEW

WON-8	LOST-8		
9/09	W	20-3	Kansas City
9/16	W	34-21	at Carolina
9/23	L	24-30	Indianapolis
9/30	L	16-26	at Atlanta
10/07	W	22-19	Miami
10/14	L	17-37	at Jacksonville
10/21	L	36-38	Tennessee
10/28	L	10-35	at San Diego
11/04	W	24-17	at Oakland
11/18	W	23-10	New Orleans
11/25	L	17-27	at Cleveland
12/02	L	20-28	at Tennessee
12/09	W	28-14	Tampa Bay
12/13	W	31-13	Denver
12/23	L	15-38	at Indianapolis
12/30	W	42-28	Jacksonville

	Texans	Opp.
TOTAL FIRST DOWNS	295	325
Rushing	96	107
Passing	190	197
Penalty	9	21
3rd Down: Made/Att	86/193	83/198
3rd Down Pct.	44.6%	41.9%
4th Down: Made/Att	11/15	8/16
4th Down Pct.	73.3%	50.0%
Possession Avg.	29:41	30:19
TOTAL NET YARDS	5337	5507
Avg. Per Game	333.6	344.2
Total Plays	968	994
Avg. Per Play	5.5	5.5
NET YARDS RUSHING	1586	1825
Avg. Per Game	99.1	114.1
Total Rushes	417	417
NET YARDS PASSING	3751	3682
Avg. Per Game	234.4	230.1
Sacked/Yards Lost	22/174	31/196
Gross Yards	3925	3878
Attempts/Completions	529/346	546/361
Completion Pct.	65.4%	66.1%
Had Intercepted	11	11
PUNTS/AVERAGE	55/41.7	59/43.0
NET PUNTING AVG.	37.9	37.1
PENALTIES/YARDS	82/636	81/614
FUMBLES/BALL LOST	26/17	24/14
TOUCHDOWNS	43	43
Rushing	12	15
Passing	24	25
Returns	7	3

SCORE BY PERIODS	1	2	3	4	OT	Total
TEXANS	87	92	61	139	0	379
OPPONENTS	81	132	90	81	0	384

SCORING	TD	Ru	Pa	Rt	PAT	FG	2pt	TP
Brown	0	0	0	0	40/40	25/29	0	115
Johnson	8	0	0	8	0	0	0	48
Davis	6	0	3	3e,f	0	1	38	0
Dayne	6	6	0	0	0	1	36	0
Walter	5	0	4	1b	0	0	30	0
Leach	3	1	2	0	0	0	18	0
Green	2	2	0	0	0	0	12	0
Dreesen	2	0	2	0	0	0	12	0
Walker	1	1	0	0	1	8	0	0
Gado	1	1	0	0	1	8	0	0
Mathis	1	0	0	1c	0	6	0	0
Rosenfels	1	1	0	0	0	6	0	0
Putzler	1	0	1	0	0	6	0	0
Anderson	1	0	1	0	0	6	0	0
Williams	1	0	0	1a	0	6	0	0
Ryans	1	0	0	1d	0	6	0	0
TEXANS	43	12	24	7	40/40	25/29	3	379
Opponents	43	15	25	3*	42/43	28/33	0	384

A/J.M. Williams 38-yard FUM ret. vs. KC (9/9)
 B/K. Walter FUM rec. in end zone at CAR (9/16)
 C/J. Mathis 84-yard kickoff ret. vs. IND (9/23)
 D/D. Ryans 26-yard FUM ret. vs. TEN (10/21)
 E/A. Davis 97-yard kickoff ret. vs. TB (12/9)
 F/A. Davis 97-yard kickoff ret. and 104-yard kickoff ret. vs. JAX (12/31)
 *J.D. Smith 77-yard FUM ret. at JAX (10/14)
 A. Cromartie FUM rec. in end zone, 70-yard INT ret. at SD (10/28)

PASSING	Att	Comp	Yds	Cmp%	Yds/Att	TD	TD%	Int	Int%	Long	Sack/Lost	Rating
Schaub	289	192	2241	66.4	7.75	9	3.1	9	3.1	77t	16/126	87.2
Rosenfels	240	154	1884	64.2	7.02	15	6.3	12	5.0	53t	6/48	84.8
TEXANS	529	346	3925	65.4	7.42	24	4.5	21	4.0	77t	22/174	86.1
OPPONENTS	546	361	3878	66.1	7.10	25	4.6	11	2.0	74t	31/196	93.6

RUSHING	No.	Yds	Avg	Long	TD
Dayne	194	773	4.0	39	6
Walker	58	264	4.6	41	1
Green	70	260	3.7	18	2
Echemandu	20	85	4.3	20	0
Schaub	17	52	3.1	12	0
Rosenfels	21	51	2.4	19	1
Gado	18	46	2.6	7	1
Walter	5	30	6.0	13	0
Cook	8	24	3.0	9	0
Leach	2	2	1.0	1t	1
Turk	1	0	0.0	0	0
Jones	3	-1	-0.3	4	0
TEXANS	417	1586	3.8	41	12
OPPONENTS	417	1825	4.4	76	15

RECEIVING	No.	Yds	Avg	Long	TD
Walter	65	800	12.3	46	4
Daniels	63	768	12.2	29	3
Johnson	60	851	14.2	77t	8
Davis	33	583	17.7	53t	3
Leach	25	108	4.3	15	2
Dayne	17	112	6.6	17	0
Jones	15	149	9.9	26	0
Green	14	123	8.8	53	0
Walker	13	81	6.2	9	0
Anderson	12	131	10.9	24	1
Gado	8	59	7.4	20	0
Cook	8	40	5.0	9	0
Putzler	6	39	6.5	11	1
Dreesen	4	55	13.8	28t	2
Echemandu	2	11	5.5	7	0
Mathis	1	15	15.0	15	0
TEXANS	346	3925	11.3	77t	24
OPPONENTS	361	3878	10.7	74T	25

INTERCEPTIONS	No.	Yds	Avg	Long	TD
Bennett	3	47	15.7	33	0
Robinson	2	6	3.0	10	0
Brown	1	9	9.0	9	0
Hutchins	1	8	8.0	8	0
Greenwood	1	3	3.0	3	0
Clark	1	1	1.0	1	0
Ryans	1	1	1.0	1	0
Johnson	1	0	0.0	0	0
TEXANS	11	75	6.8	33	0
OPPONENTS	21	272	13.0	70T	1

PUNTING	No.	Yds	Avg	Net	TB	In	Lg	B
Turk	55	2296	41.7	37.9	3	24	59	0
TEXANS	55	2296	41.7	37.9	3	24	59	0
OPPONENTS	59	2535	43.0	37.1	3	24	64	0

PUNT RETURNS	Ret	FC	Yds	Avg	Long	TD
Jones	30	7	286	9.5	74	0
Wynn	2	1	1	0.5	4	0
Anderson	1	0	0	0.0	0	0
TEXANS	33	8	287	8.7	74	0
OPPONENTS	19	17	151	7.9	22	0

KICKOFF RETURNS	No	Yds	Avg	Long	TD
Davis	32	968	30.3	104t	3
Wynn	22	523	23.8	39	0
Mathis	11	320	29.1	84t	1
Jones	4	78	19.5	23	0
Cook	2	33	16.5	21	0
Leach	2	26	13.0	14	0
Walter	1	7	7.0	7	0
Boulware	0	6	0	6	0
TEXANS	74	1961	26.5	104t	4
OPPONENTS	69	1593	23.1	52	0

FIELD GOALS	1-19	20-29	30-39	40-49	50+
Brown	1/1	6/7	6/6	7/10	5/5
TEXANS	1/1	6/7	6/6	7/10	5/5
OPPONENTS	0/0	14/14	6/7	6/8	2/4



HOUSTONTEXANS.COM

2007 SEASON-IN-REVIEW

Defensive Statistics

TACKLES	Solo	Asst	Total	Sacks (Yards)	QB Press	INT (Yards)	Pass Defensed	Forced Fumble	Fumble Recovery
D. Ryans	98	29	127	2.0 (18.0)	2	1 (1)	7	1	3
M. Greenwood	90	28	118	1.0 (8.0)	2	1 (3)	4	1	0
V. Hutchins	77	16	93	0.5 (2.5)	1	1 (8)	6	0	0
C. Brown	64	19	83	0	0	1 (9)	8	2	3
M. Williams	43	16	59	14.0 (82.5)	15	0	1	2	1
F. Bennett	49	6	55	0	1	3 (47)	14	2	0
W. Dumps	38	11	49	0	1	0	5	2	1
D. Faggins	37	6	43	0	0	0	4	1	1
D. Clark	34	9	43	0	1	1 (1)	1	0	0
A. Weaver	32	9	41	0	0	0	0	0	0
T. Johnson	27	14	41	0	0	1 (0)	5	0	0
D. Robinson	29	5	34	0	0	2 (6)	7	0	0
A. Okoye	23	9	32	5.5 (33.5)	8	0	0	1	0
E. Cochran	19	6	25	1.0 (6.0)	1	0	4	1	1
C. Anderson	15	9	24	2.0 (17.0)	3	0	1	0	0
J. Zgonina	10	7	17	0	1	0	0	0	0
A. Maddox	15	1	16	2.0 (14.0)	2	0	1	0	0
J. Fletcher	12	1	13	0	0	0	3	1	0
N. Kalu	8	5	13	3.0 (14.5)	7	0	1	0	0
M. Boulware	3	2	5	0	0	0	2	0	0
D. Wynn	4	1	5	0	0	0	4	0	0
Z. Diles	5	0	5	0	0	0	0	0	0
S. Orr	2	1	3	0	0	0	0	0	0
S. Barber	1	1	2	0	0	0	0	0	0
T. Bulman	2	0	2	0	1	0	0	0	0
J. Simmons	1	0	1	0	0	0	1	0	0
C. Killings	1	0	1	0	0	0	0	0	0
Total	739	211	950	31.0 (196.0)	46	11 (75)	79	14	10

Special Teams Statistics

SPECIAL TEAMS	Solo	Asst	Total	Blocks PAT	Punt	FG	Forced Fumble	Fumble Recovery
J. Cook	12	1	13	0	0	0	0	0
J. Dreesen	9	1	10	0	0	0	0	0
Z. Diles	8	1	9	0	0	0	0	0
D. Clark	6	2	8	0	0	0	1	0
F. Bennett	5	2	7	0	0	0	0	0
C. Anderson	4	3	7	0	0	0	0	1
M. Boulware	4	2	6	1	0	0	0	0
J. Fletcher	6	0	6	0	0	0	0	0
C. Cox	6	0	6	0	0	0	0	0
S. Orr	4	1	5	0	0	0	0	0
S. Barber	3	1	4	0	0	0	0	0
V. Leach	3	1	4	0	0	0	0	0
D. Faggins	3	0	3	0	0	0	1	0
W. Dempa	3	0	3	0	0	0	0	1
H. Williams	2	0	2	0	0	0	0	0
B. Pittman	2	0	2	0	0	0	0	0
K. Brown	1	0	1	0	0	0	0	0
D. Ryans	1	0	1	0	0	0	1	0
E. Cochran	1	0	1	0	0	0	0	0
D. Anderson	1	0	1	0	0	0	0	0
A. Davis	1	0	1	0	0	0	0	1
C. Brown	0	1	1	0	0	0	0	0
K. Walter	1	0	1	0	0	0	0	1
D. Wynn	1	0	1	0	0	0	0	0
D. Robinson	0	0	0	0	0	1	0	0
Total	87	16	103	1	0	1	3	4

2007 SEASON-IN-REVIEW

GAME #1
TEXANS 20, CHIEFS 3
RELIANT STADIUM, SEPTEMBER 9, 2007
ATTENDANCE: 70,080

	1Q	2Q	3Q	4Q	OT	Final
KANSAS CITY CHIEFS	0	0	3	0		3
HOUSTON TEXANS	0	10	7	3		20

TEXANS Brown 26 FG
TEXANS A. Johnson 77 pass from Schaub (Brown kick)
TEXANS Williams 38 fumble return
CHIEFS Medlock 27 FG
TEXANS Brown 28 FG

	TEXANS	CHIEFS
First Downs	13	14
Total Net Yards	315	219
Net Yards Rushing	109	72
Net Yards Passing	206	147
(Att/Comp/Int)	22-16-1	33-22-2
Punts-Average	3-55.0	4-45.5
Fumbles-Lost	1-1	3-2
Sacks-Yards	2-19	3-21
Penalties-Yards	6-45	5-40
Time of Possession	32:50	27:10

RUSHING: TEXANS- Green 16-73; Dayne 13-33; J. Jones 1-4; Schaub 1- -1.
CHIEFS- Johnson 10-43; Bennett 5-24; Kennison 1-5; Huard 1-0.

PASSING: TEXANS- Schaub 16-22, 225 yards, 1 INT, 1 TD.
CHIEFS- Huard 22-33, 168 yards, 2 INT, 0 TD.

RECEIVING: TEXANS- A. Johnson 7-142, TD; Green 4-23; Jones 2-33; Daniels 1-14; Walter 1-10; Leach 1-3.
CHIEFS- Johnson 7-44; Gonzalez 5-28; Parker 4-48; Bowe 3-42; Bennett 2-10; Wilson 1- -4.

SUMMARY

Houston (1-0) beat the Kansas City Chiefs 20-3 in Reliant Stadium to win its season opener for the third time in team history and the first time since 2003. Houston opened the scoring in the second quarter after a forced fumble by LB DeMeco Ryans gave Houston the ball at the Kansas City 29-yard line. QB Matt Schaub led a 21-yard drive to set up K Kris Brown's 26-yard field goal, giving Houston a 3-0 lead. Schaub hit WR Andre Johnson for a 77-yard touchdown pass on the next drive to put the Texans ahead 10-0. Seconds before halftime, Texans CB Dunta Robinson intercepted a pass from Kansas City QB Damon Huard intended for WR Jeff Webb. In the Chiefs' first drive of the third quarter, FB Kris Wilson fumbled a pass from Huard, and DE Mario Williams recovered, running it in for a 38-yard touchdown. Kansas City got its only points on a 27-yard field goal from K Justin Medlock late in the third quarter. RBs Ahman Green and Ron Dayne keyed a 10-minute drive to ice the game and set up a 28-yard field goal from Brown for the final margin. DT Travis Johnson recorded his first career interception to seal the 20-3 victory.

GAME #2
TEXANS 34, PANTHERS 21
BANK OF AMERICA STADIUM, SEPTEMBER 16, 2007
ATTENDANCE: 73,665

	1Q	2Q	3Q	4Q	OT	Final
HOUSTON TEXANS	7	10	14	3		34
CAROLINA PANTHERS	14	0	0	7		21

PANTHERS Smith 7 pass from Delhomme (Kasay kick)
PANTHERS Smith 12 pass from Delhomme (Kasay kick)
TEXANS A. Johnson 31 pass from Schaub (Brown kick)
TEXANS A. Johnson 9 pass from Schaub (Brown kick)
TEXANS Brown 25 FG
TEXANS Green 13 run (Brown kick)
TEXANS Walter end zone fumble recovery (Brown kick)
TEXANS Brown 33 FG
PANTHERS Smith 74 pass from Delhomme (Kasay kick)

	TEXANS	PANTHERS
First Downs	19	17
Total Net Yards	346	344
Net Yards Rushing	119	66
Net Yards Passing	227	278
(Att/Comp/Int)	28-20-1	41-27-1
Punts-Average	5-39.2	6-41.0
Fumbles-Lost	1-1	3-2
Sacks-Yards	0-0	3-29
Penalties-Yards	5-40	5-35
Time of Possession	34:48	25:12

RUSHING: TEXANS- Green 15-71; Dayne 18-44; Schaub 2-3; Leach 1-1.

PANTHERS- Williams 8-31; Foster 9-22; Delhomme 1-13.

PASSING: TEXANS- Schaub 20-28, 227 yards, 0 INT, 2 TD.
PANTHERS- Delhomme 27-41, 307 yards, 1 INT, 3 TD.

RECEIVING: TEXANS- A. Johnson 7-120, 2 TD; Daniels 5-58; Leach 5-26; Dayne 1-10; Walter 1-7; Putzier 1-6.

PANTHERS- Smith 8-153, 3 TD; Williams 5-20; King 4-39; Foster 3-20; Carter 3-50; Colbert 3-25.

SUMMARY

The Texans (2-0) got off to the best start in franchise history after beating the Carolina Panthers 34-21 in Bank of America Stadium. The Panthers jumped to an early first-quarter lead with two touchdown passes from QB Jake Delhomme to WR Steve Smith. The Texans regrouped and responded with 34 unanswered points. Houston scored through the air, on the ground and on special teams in the furious rally, highlighted by a pair of touchdown passes from QB Matt Schaub to WR Andre Johnson. Rookie DT Amobi Okoye made two sacks and CB Dunta Robinson recorded an interception in his second straight game. Late in the game, Houston lost Johnson to a knee injury that would keep him out of the next seven games.



HOUSTONTEXANS.COM

2007 SEASON-IN-REVIEW

GAME #3
COLTS 30, TEXANS 24
RELIANT STADIUM, SEPTEMBER 23, 2007
ATTENDANCE: 70,765

	1Q	2Q	3Q	4Q	OT	Final
INDIANAPOLIS COLTS	7	7	13	3		30
HOUSTON TEXANS	7	3	0	14		24

TEXANS Mathis 84 kickoff return (Brown kick)
COLTS Clark 2 pass from Manning (Vinatieri kick)
TEXANS Brown 33 FG
COLTS Addai 4 run (Vinatieri kick)
COLTS Vinatieri 36 FG
COLTS Addai 8 run (Vinatieri kick)
COLTS Vinatieri 28 FG
TEXANS Gado 1 run (Brown kick)
COLTS Vinatieri 35 FG
TEXANS Leach 1 pass from Schaub (Brown kick)

	TEXANS	COLTS
First Downs	16	18
Total Net Yards	254	362
Net Yards Rushing	40	92
Net Yards Passing	214	270
(Att/Comp/Int)	33-27-2	29-20-0
Punts-Average	3-36.7	3-57.7
Fumbles-Lost	3-0	1-0
Sacks-Yards	3-22	1-3
Penalties-Yards	2-15	5-30
Time of Possession	29:02	30:58

RUSHING: TEXANS- Cook 5-15; Gado 6-12, 1 TD; Green 4-5; Schaub 1-5; Jones 1-3.
COLTS- Addai 22-72, 2 TD; Keith 7-20.

PASSING: TEXANS- Schaub 27-33, 236 yards, 2 INT, 1 TD.
COLTS- Manning 20-29, 273 yards, 0 INT, 1 TD.

RECEIVING: TEXANS- Daniels 7-56; Davis 4-70; Jones 3-26; Gado 3-9; Putzier 2-19; Walter 2-17; Cook 2-12; Green 2-11; Mathis 1-15; Leach 1-1, 1 TD.
COLTS- Harrison 6-53; Wayne 4-84; Clark 4-58, 1 TD; Addai 3-19; Gonzalez 2-39; Uchey 1-20.

SUMMARY

The Texans (2-1) lost for the first time, falling to the Indianapolis Colts 30-24. Houston opened the game with WR Jerome Mathis scoring on an 84-yard kickoff return for a touchdown. Indianapolis answered immediately when QB Peyton Manning hit TE Dallas Clark for a two-yard touchdown pass. The Texans responded with a 33-yard field goal by K Kris Brown to go up 10-7. The Colts reeled off 20 straight points to take a 27-10 lead before the Texans rallied in the fourth quarter. A 41-yard pass from Schaub to WR André Davis set up a one-yard touchdown run by RB Samkon Gado. After an Indianapolis field goal, Schaub connected with FB Vonta Leach in the end zone for a one-yard touchdown, to close the scoring. The game was halted early on when Texans DT Cedric Killings was temporarily paralyzed while blocking on a kickoff return.

GAME #4
FALCONS 26, TEXANS 26
GEORGIA DOME, SEPTEMBER 30, 2007
ATTENDANCE: 69,312

	1Q	2Q	3Q	4Q	OT	Final
HOUSTON TEXANS	7	3	3	3		16
ATLANTA FALCONS	10	10	3	3		26

FALCONS Andersen 28 FG
TEXANS Davis 35 pass from Schaub (Brown kick)
FALCONS Jenkins 5 pass from Harrington (Anderson kick)
FALCONS Jenkins 7 pass from Harrington (Anderson kick)
FALCONS Andersen 22 FG
TEXANS Brown 42 FG
TEXANS Brown 37 FG
FALCONS Andersen 36 FG
TEXANS Brown 19 FG
FALCONS Andersen 46 FG

	TEXANS	FALCONS
First Downs	18	20
Total Net Yards	398	304
Net Yards Rushing	87	90
Net Yards Passing	311	214
(Att/Comp/Int)	40-28-0	29-23-0
Punts-Average	2-52.5	3-44.0
Fumbles-Lost	3-2	0-0
Sacks-Yards	1-6	2-9
Penalties-Yards	7-78	2-20
Time of Possession	25:48	34:12

RUSHING: TEXANS- Dayne 15-62; Schaub 5-19; Cook 2-6.
FALCONS- Dunn 18-62; Norwood 9-29; Pinner 2-0; Harrington 1-1.

PASSING: TEXANS- Schaub 28-40, 317 yards, 0 INT, 1 TD.
FALCONS- Harrington 23-29, 223 yards, 0 INT, 2 TD.

RECEIVING: TEXANS- Walter 6-77; Cook 6-28; Davis 5-117, 1 TD; Daniels 5-69; Dayne 2-12; Leach 2-3; Anderson 1-9; Putzier 1-2.

FALCONS- Jenkins 6-64, 2 TD; Robinson 4-32; Dunn 4-9; White 3-64; Crumpler 3-34; Norwood 2-16; Horn 1-5.

SUMMARY

The Texans (2-2) suffered their second consecutive loss, falling to the Atlanta Falcons 26-16. The Falcons struck first with a 28-yard field goal from K Morten Andersen. The Texans responded with a quick scoring drive that ended with a 35-yard touchdown pass from QB Matt Schaub to WR André Davis, putting the Texans ahead 7-3. The Falcons then put up 17 consecutive points to race to a 20-7 lead. The Texans answered before halftime, getting a 42-yard field goal from K Kris Brown as the clock expired. Both kickers hit a pair of field goals in the second half to provide the final score. Schaub topped the 300-yard plateau for the first time in his career, throwing for 317 yards against his former team, and Davis recorded his first 100-yard receiving game as a Texan.



HOUSTONTEXANS.COM

2007 SEASON-IN-REVIEW

GAME #5 TEXANS 22, DOLPHINS 19 RELIANT STADIUM, OCTOBER 7, 2007 ATTENDANCE: 70,156

	1Q	2Q	3Q	4Q	OT	Final
MIAMI DOLPHINS	10	6	0	3		19
HOUSTON TEXANS	7	3	6	6		22

TEXANS Dayne 1 run (Brown kick)
DOLPHINS Feely 23 FG
DOLPHINS Brown 3 run (Feely kick)
DOLPHINS Feely 40 FG
DOLPHINS Feely 33 FG
TEXANS Brown 54 FG
TEXANS Brown 43 FG
TEXANS Brown 54 FG
DOLPHINS Feely 48 FG
TEXANS Brown 20 FG
TEXANS Brown 57 FG

	TEXANS	DOLPHINS
First Downs	20	17
Total Net Yards	352	285
Net Yards Rushing	74	137
Net Yards Passing	278	148
(Att/Comp/Int)	34-20-1	29-16-1
Punts-Average	1-47.0	2-30.0
Fumbles-Lost	1-1	1-0
Sacks-Yards	2-16	1-8
Penalties-Yards	6-60	6-50
Time of Possession	31:10	28:50

RUSHING: TEXANS- Dayne 16-40, 1 TD; Gado 8-19; Walter 1-9; Schaub 3-6.

DOLPHINS- Brown 23-114, 1 TD; Green 2-23.

PASSING: TEXANS- Schaub 20-34, 294 yards, 1 INT, 0 TD.
DOLPHINS- Lemon 15-27, 151 yards, 1 INT, 0 TD; Green 1-2, 5 yards, 0 INT, 0 TD.

RECEIVING: TEXANS- Daniels 6-96; Walter 5-67; Davis 4-79; Gado 2-24; D. Anderson 1-19; Dayne 1-5; Leach 1-4.

DOLPHINS- M. Booker 5-45; Brown 5-39; Chambers 2-19; Martin 2-12; Ginn 1-36; Peelle 1-5.

SUMMARY

The Texans (3-2) defeated the Miami Dolphins 22-19 at Reliant Stadium, giving them the best five-game start in team history. K Kris Brown was the player of the game, tying career and franchise records with five field goals, hitting from 40, 54, 43, 54, 20 and 57. Brown tied an NFL record with three field goals of greater than 50 yards in the same game. The 57-yarder won the game with :01 left on the clock. QB Matt Schaub set the kick up by guiding the first game-winning drive of his career. The only touchdowns were scored in the first quarter, as RB Ron Dayne scored from one yard out on the opening drive of the game, and Miami RB Ronnie Brown scored on a three-yard run later in the first quarter. Texans SS C.C. Brown hauled down his first interception of the season and DE Mario Williams registered his third sack of the season in the victory.

GAME #6 JAGUARS 37, TEXANS 17 JACKSONVILLE MUNICIPAL STADIUM, OCT. 14, 2007 ATTENDANCE: 63,715

	1Q	2Q	3Q	4Q	OT	Final
HOUSTON TEXANS	3	3	3	8		17
JACKSONVILLE JAGUARS	0	10	6	21		37

TEXANS Brown 20 FG
TEXANS Brown 35 FG
JAGUARS Wrihster 1 pass from Garrard (Carney kick)
JAGUARS Carney 37 FG
JAGUARS R. Williams 9 pass from Garrard (kick blocked)
TEXANS Brown 33 FG
JAGUARS Jones-Drew 7 run (Carney kick)
JAGUARS Smith 77 fumble return (Carney kick)
JAGUARS Jones-Drew 57 run (Carney kick)
TEXANS Leach 1 pass from Rosenfels (Gado run)

	TEXANS	JAGUARS
First Downs	23	25
Total Net Yards	390	457
Net Yards Rushing	61	244
Net Yards Passing	329	213
(Att/Comp/Int)	43-30-1	34-22-0
Punts-Average	2-44.5	0-0
Fumbles-Lost	2-2	3-3
Sacks-Yards	2-12	1-8
Penalties-Yards	8-58	3-28
Time of Possession	30:40	29:20

RUSHING: TEXANS- Green 16-44; Gado 4-15; Schaub 2-6; Rosenfels 1-1; Walter 1- -5.

JAGUARS- Jones-Drew 12-125, 2 TD; Taylor 6-90; Garrard 5-26; G. Jones 2-4; Gray 1- -1.

PASSING: TEXANS- Schaub 19-31, 259 yards, 1 INT, 0 TD; Rosenfels 11-12, 82 yards, 0 INT, 1 TD.

JAGUARS- Garrard 22-34, 221 yards, 0 INT, 2 TD.

RECEIVING: TEXANS- Walter 12-160; Daniels 5-79; D. Anderson 3-33; Davis 3-30; Gado 3-26; Green 2-4; Dreessen 1-8; Leach 1-1, 1 TD.

JAGUARS- R. Williams 5-38, 1 TD; Jones-Drew 4-59; Northcutt 4-46; M. Jones 3-18; Lewis 2-30; G. Jones 1-27; Wilford 1-4; Wrihster 1-1, 1 TD; Taylor 1- -2.

SUMMARY

The Texans (3-3) dropped to .500 after falling to the Jacksonville Jaguars 37-17 at Jacksonville Municipal Stadium. The Texans went ahead 3-0 on the opening drive with a 20-yard field goal by K Kris Brown. Brown's 35-yard field goal in the second quarter put the Texans up 6-0 after CB Demarcus Faggins recovered a fumble forced by FS C.C. Brown. Jacksonville responded with 16 straight points to go up 16-6. A 33-yard field goal brought the score to 16-9, but three more Jaguars touchdowns made it 37-9 in the fourth quarter. Backup QB Sage Rosenfels entered the game for the Texans' final possession and tossed a 1-yard touchdown pass to FB Vonta Leach. RB Samkon Gado ran the ball in for a 2-point conversion to end the scoring at 37-17.



HOUSTONTXANS.COM

2007 SEASON-IN-REVIEW

GAME #7
TITANS 38, TEXANS 36
RELIANT STADIUM, OCTOBER 21, 2007
ATTENDANCE: 70,734

	1Q	2Q	3Q	4Q	OT	Final
TENNESSEE TITANS	6	16	10	6		38
HOUSTON TEXANS	7	0	0	29		36

TITANS Bironas 52 FG
TEXANS Ryans 26 fumble return (Brown kick)
TITANS Bironas 25 FG
TITANS Bironas 21 FG
TITANS White 1 run (Bironas kick)
TITANS Bironas 30 FG
TITANS Bironas 28 FG
TITANS Bironas 43 FG
TITANS Henry 4 run (Bironas kick)
TEXANS D. Anderson 7 pass from Rosenfels (Brown kick)
TEXANS Walter 6 pass from Rosenfels (Brown kick)
TITANS Bironas 29 FG
TEXANS Putzier 7 pass from Rosenfels (Brown kick)
TEXANS Davis 53 pass from Rosenfels (Brown kick)
TITANS Bironas 29 FG

	TEXANS	TITANS
First Downs	18	23
Total Net Yards	333	422
Net Yards Rushing	39	155
Net Yards Passing	294	267
(Att/Comp/Int)	44-27-3	42-25-0
Punts-Average	5-45.0	4-37.8
Fumbles-Lost	4-3	3-2
Sacks-Yards	1-13	2-19
Penalties-Yards	4-37	6-45
Time of Possession	23:17	36:43

RUSHING: TEXANS- Green 11-39; Rosenfels 1-0.
TITANS- White 27-104, 1 TD; Henry 11-57, 1TD; R. Williams 1--6.

PASSING: TEXANS- Schaub 5-9, 23 yards, 0 INT, 0 TD; Rosenfels 22-35, 290 yards, 3 INT, 4 TD.

TITANS- Collins 25-42, 280 yards, 0 INT, 0 TD.

RECEIVING: TEXANS- Walter 6-97, 1 TD; Green 5-32; Davis 4-88, 1 TD; D. Anderson 4-45, 1 TD; Jones 3-11; Daniels 2-20; Dayne 1-10; Putzier 1-7, 1 TD; Leach 1-3.

TITANS- Scaife 6-49; R. Williams 5-124; Gage 5-48; White 4-22; Hartsock 2-12; Henry 2-12; Davis 1-13.

SUMMARY

The Texans (3-4) scored a franchise-record 29 points in the fourth quarter but fell to the Tennessee Titans 38-36. Houston held an early 7-3 lead before Tennessee reeled off 29 straight points to go up 32-3 in the fourth quarter. QB Sage Rosenfels tossed a franchise-record four touchdown passes, all in the fourth quarter, to rally Houston to a 36-35 lead late in the game, but Titans K Rob Bironas hit his NFL-record eighth field goal as time expired for the victory.

GAME #8
CHARGERS 35, TEXANS 10
QUALCOMM STADIUM, OCTOBER 28, 2007
ATTENDANCE: 60,439

	1Q	2Q	3Q	4Q	OT	Final
HOUSTON TEXANS	0	3	0	7		10
SAN DIEGO CHARGERS	14	21	0	0		35

CHARGERS Gates 49 pass from Rivers (Kaeding kick)
CHARGERS Cromartie fumble recovery in end zone (Kaeding kick)
TEXANS Brown 40 FG
CHARGERS Gates 31 pass from Rivers (Kaeding kick)
CHARGERS Cromartie 70 interception return (Kaeding kick)
CHARGERS Chambers 14 pass from Rivers (Kaeding kick)
TEXANS Dreessen 28 pass from Rosenfels (Brown kick)

	TEXANS	CHARGERS
First Downs	22	11
Total Net Yards	367	237
Net Yards Rushing	115	109
Net Yards Passing	252	128
(Att/Comp/Int)	45-28-4	11-7-0
Punts-Average	4-43.3	5-52.8
Fumbles-Lost	1-2	0-0
Sacks-Yards	2-12	1-1
Penalties-Yards	5-31	3-46
Time of Possession	36:32	23:28

RUSHING: TEXANS- Echemandu 10-62; Dayne 17-47; Rosenfels 1-6; Turk 1-0.

CHARGERS- Tomlinson 17-90; Turner 4-10; River 4-5; Neal 2-2; Sproles 1-2.

PASSING: TEXANS- Rosenfels 17-27, 176 yards, 2 INT, 1 TD; Schaub 11-18, 77 yards, 2 INT, 0 TD.

CHARGERS- Rivers 7-11, 130 yards, 0 INT, 3 TD.

RECEIVING: TEXANS- Walter 7-77; Jones 5-51; Daniels 4-35; D. Anderson 3-25; Leach 3-17; Echemandu 2-11; Dreessen 1-28, 1 TD; Davis 1-6; Putzier 1-5; Dayne 1-2.

CHARGERS- Gates 3-92, 2TD; Chambers 2-35; Manumaleuna 1-2; Tomlinson 1-1.

SUMMARY

The Texans (3-5) dropped their third consecutive game, falling to the San Diego Chargers 35-10 at Qualcomm Stadium. Houston got behind early after the Chargers scored on a long touchdown pass and recovered an errant snap on a punt in the end zone. The Texans got their only points of the half on a 40-yard field goal from K Kris Brown. San Diego pushed across 21 second-quarter points to take a 35-3 lead at halftime. Houston managed just one more score, a 28-yard touchdown pass from QB Sage Rosenfels to TE Joel Dreessen in the fourth quarter. Starting QB Matt Schaub was knocked out of the game on an illegal helmet-to-helmet hit by San Diego CB Drayton Florence on an interception return. Houston gained 367 yards and held the Chargers to just 237 on the day, but six turnovers doomed the Texans chances.



HOUSTONTEXANS.COM

2007 SEASON-IN-REVIEW

GAME #9

TEXANS 24, RAIDERS 17
MCAFFEE COLISEUM, NOVEMBER 4, 2007
ATTENDANCE: 49,603

	1Q	2Q	3Q	4Q	OT	Final
HOUSTON TEXANS	7	10	0	7		24
OAKLAND RAIDERS	0	0	3	14		17

TEXANS Green 8 run (Brown kick)
TEXANS Dayne 14 run (Brown kick)
TEXANS Brown 40 FG
RAIDERS Janikowski 22 FG
RAIDERS Fargas 1 run (Janikowski kick)
TEXANS Davis 42 pass from Rosenfels (Brown kick)
RAIDERS Dwight 28 pass from McCown (Janikowski kick)

TEXANS RAIDERS

First Downs	17	23
Total Net Yards	359	310
Net Yards Rushing	178	153
Net Yards Passing	181	157
(Att/Comp/Int)	19-11-1	27-13-3
Punts-Average	3-28.0	2-63.0
Fumbles-Lost	1-0	0-0
Sacks-Yards	1-1	0-0
Penalties-Yards	9-56	6-40
Time of Possession	30:27	29:33

RUSHING: TEXANS- Dayne 21-122, 1 TD; Green 8-28, 1 TD; Rosenfels 7-19; Echemandu 2-6; Cook 1-3.
RAIDERS- Fargas 23-104, 1 TD; McCown 5-31; Jordan 4-10; Higgins 1-8.

PASSING: TEXANS- Rosenfels 11-19, 181 yards, 1 INT, 1 TD.

RAIDERS- McCown 13-27, 158 yards, 1 INT, 3 TD.

RECEIVING: TEXANS- Daniels 4-41; Walter 3-33; Davis 2-51, 1 TD; Green 1-53; Leach 1-3.

RAIDERS- Porter 4-55; Jordan 2-16; Fargas 2-15; Curry 2-12; Griffith 1-29; Dwight 1-28, 1 TD; Miller 1-3.

SUMMARY

The Texans (4-5) stopped a three-game skid, defeating the Oakland Raiders 24-17 in McAfee Coliseum. Houston marched up the field on its opening possession, thanks to a 53-yard screen pass from QB Sage Rosenfels to RB Ahman Green. Green finished the 84-yard drive with an eight-yard scoring run to give his team a 7-0 lead. Houston extended its lead in the second quarter with a 14-yard touchdown run by RB Ron Dayne, making the score 14-0. Following a Raiders missed field goal, K Kris Brown nailed a 40-yard field goal for Houston, making it 17-0 at halftime. A field goal and a touchdown pulled the Raiders close at 17-10 in the fourth quarter, but on the ensuing drive, Rosenfels connected with WR André Davis on a 42-yard touchdown pass to put the Texans ahead 24-10. Oakland scored a late touchdown to make the score 24-17. Houston's defense intercepted three passes, but the enthusiasm was tempered after CB Dunta Robinson was lost for the year with a severe knee injury.

GAME #10

TEXANS 23, SAINTS 10
RELIENT STADIUM, NOVEMBER 18, 2007
ATTENDANCE: 70,780

	1Q	2Q	3Q	4Q	OT	Final
NEW ORLEANS SAINTS	3	7	0	0		10
HOUSTON TEXANS	7	10	0	6		23

SAINTS Mare 52 FG
TEXANS A. Johnson 73 pass from Schaub (Brown kick)
SAINTS Henderson 6 pass from Brees (Mare kick)
TEXANS Dreessen 10 pass from Schaub (Brown kick)
TEXANS Brown 36 FG
TEXANS Brown 53 FG
TEXANS Brown 23 FG

TEXANS SAINTS

First Downs	19	20
Total Net Yards	390	327
Net Yards Rushing	103	47
Net Yards Passing	287	280
(Att/Comp/Int)	33-21-0	49-33-2
Punts-Average	3-46.3	3-48.0
Fumbles-Lost	3-2	3-1
Sacks-Yards	1-10	1-6
Penalties-Yards	6-60	6-50
Time of Possession	28:03	31:57

RUSHING: TEXANS- Dayne 21-89; Schaub 2-7; Walter 1-5; Eche,mandu 1-2.
SAINTS- Bush 15-34; Thomas 1-6; Brees 1-6; Karney 1-1; Moore 1-0.

PASSING: TEXANS- Schaub 21-33, 293 yards, 0 INT, 2 TD.
SAINTS- Brees 33-49, 290 yards, 2 INT, 1 TD.

RECEIVING: TEXANS- Johnson 6-120, 1 TD; Daniels 5-74; Walter 3-31; Dayne 3-26; Davis 2-30; Dreessen 1-10, 1 TD; Leach 1-2.

SAINTS- Bush 12-70; Colston 9-118; Miller 3-25; Patten 2-29; Johnson 2-17; Stecker 2-9; Karney 1-11; Henderson 1-6, 1 TD; Copper 1-5.

SUMMARY

The Texans (5-5) improved to the best record through 10 games in team history with a 23-10 win over the New Orleans Saints in Reliant Stadium. The Saints opened the scoring with a 52-yard field goal by K Olindo Mare. On the ensuing possession, WR Andre Johnson, who had missed the last seven games with a knee sprain, got in front of CB Jason David for a 73-yard touchdown pass from QB Matt Schaub to put Houston ahead 7-3. After a Saints touchdown, the Texans responded as Schaub hit TE Joel Dreessen in the end zone from 10 yards out to make it 14-10, and a 36-yard field goal by K Kris Brown gave Houston a 17-10 lead at the half. Brown booted a pair of second-half field goals to provide the final score. Johnson caught six passes for 120 yards and a touchdown in his return, while the Texans defense intercepted Brees twice.



HOUSTONTEXANS.COM

2007 SEASON-IN-REVIEW

GAME #11

BROWNS 27, TEXANS 17

CLEVELAND BROWNS STADIUM, NOV. 25, 2007

ATTENDANCE: 72,730

	1Q	2Q	3Q	4Q	OT	Final
HOUSTON TEXANS	7	3	0	7		17
CLEVELAND BROWNS	0	14	3	10		27

TEXANS Walter 17 pass from Schaub (Brown kick)
BROWNS Edwards 19 pass from Anderson (Dawson kick)
TEXANS Brown 41 FG
BROWNS Winslow 7 pass from Anderson (Dawson kick)
BROWNS Dawson 25 FG
BROWNS Dawson 27 FG
BROWNS Lewis 1 run (Dawson kick)
TEXANS Daniels 6 pass from Schaub (Brown kick)

	TEXANS	BROWNS
First Downs	17	21
Total Net Yards	314	397
Net Yards Rushing	77	148
Net Yards Passing	237	249
(Att/Comp/Int)	36-22-2	35-24-1
Punts-Average	4-34.3	5-34.0
Fumbles-Lost	1-1	2-0
Sacks-Yards	1-5	2-19
Penalties-Yards	5-26	7-71
Time of Possession	24:37	35:23

RUSHING: TEXANS- Dayne 16-78; Schaub 1-7; Jones 1--8.
BROWN- Lewis 29-134, 1 TD; Wright 3-14; Vickers 1-0.

PASSING: TEXANS- Schaub 22-36, 256 yards, 2 INT, 2 TD.
BROWNS- Anderson 24-35, 253 yards, 1 INT, 2 TD.

RECEIVING: TEXANS- Daniels 7-82, 1 TD; Walter 6-65, 1 TD; Davis 3-51; A. Johnson 3-37; Dayne 2-7; Jones 1-14.
BROWNS- Winslow 10-107, 1 TD; Jurevicius 5-55; Edwards 4-57; Wright 3-21; Lewis 2-13.

SUMMARY

The Texans (5-6) fell on the road to the Cleveland Browns 27-17 in Cleveland Browns Stadium. Houston opened the scoring when QB Matt Schaub hit WR Kevin Walter in the end zone with a 17-yard touchdown pass with 2:29 remaining in the first quarter. Cleveland answered in the second when QB Derek Anderson found WR Braylon Edwards for a 19-yard touchdown. K Kris Brown put Houston back on top with a 41-yard field goal. A seven-yard touchdown pass from Anderson to TE Kellen Winslow put Cleveland ahead 14-10 at halftime. Cleveland scored a pair of field goals and a touchdown to push the lead to 27-10 in the fourth quarter before Schaub hit TE Owen Daniels with a six-yard touchdown pass to bring Houston to within 27-17, but the Texans were unable to come any closer. DE Mario Williams picked up his sixth sack of the season.

GAME #12

TITANS 28, TEXANS 20

LP FIELD, DECEMBER 2, 2007

ATTENDANCE: 69,143

	1Q	2Q	3Q	4Q	OT	Final
HOUSTON TEXANS	7	3	0	10		20
TENNESSEE TITANS	7	0	14	7		28

TEXANS Dayne 1 run (Brown kick)
TITANS White 1 run (Bironas kick)
TEXANS Brown 45 FG
TITANS R. Williams 43 pass from Young (Bironas kick)
TITANS Gage 11 pass from Young (Bironas kick)
TEXANS A Johnson 28 pass from Rosenfels (Brown kick)
TITANS C. Brown 7 run (Bironas kick)
TEXANS Brown 50 FG

	TEXANS	TITANS
First Downs	17	23
Total Net Yards	315	382
Net Yards Rushing	119	153
Net Yards Passing	196	229
(Att/Comp/Int)	35-20-1	31-21-1
Punts-Average	6-41.5	7-38.7
Fumbles-Lost	3-1	1-0
Sacks-Yards	2-23	3-19
Penalties-Yards	5-36	7-44
Time of Possession	29:42	30:18

RUSHING: TEXANS- Dayne 18-86, 1 TD; Rosenfels 2-25; Echemandu 5-8.

TITANS- White 12-60, 1 TD; C. Brown 11-46, 1 TD; Young 5-44; Barclay 1-3.

PASSING: TEXANS- Rosenfels 17-30, 185 yards, 1 INT, 1 TD; Schaub 3-5, 34 yards, 0 INT, 0 TD.

TITANS- Young 21-31, 248 yards, 1 INT, 2 TD.

RECEIVING: TEXANS- A. Johnson 9-116, 1 TD; Daniels 3-42; Dayne 3-25; Leach 2-7; Walter 1-11; Davis 1-9; Dreessen 1-9.

TITANS- R. Williams 5-74, 1 TD; Gage 5-64, 1 TD; Scaife 4-57; Moulds 3-29; C. Brown 2-13; White 1-7; Troupe 1-4.

SUMMARY

The Texans (5-7) fell to the Tennessee Titans 28-20 at LP Field. Houston took a 7-0 lead on its opening possession thanks to a one-yard TD run by RB Ron Dayne. Tennessee tied it up on a one-yard TD run. On Houston's next possession, QB Matt Schaub was knocked out of the game with a separated left shoulder after being sacked. K Kris Brown nailed a 45-yard FG near the end of the second quarter to put the Texans back on top, 10-7. In the third quarter, the Titans outscored the Texans 14-0 on the strength of two QB Vince Young TD passes to make the score 21-10 Tennessee heading into the final period. Houston cut the deficit to four when QB Sage Rosenfels connected with WR Andre Johnson for a 28-yard TD. A fumbled punt return set up Tennessee's final touchdown, and a 50-yard field goal from Brown made the score 28-20.



HOUSTONTEXANS.COM

2007 SEASON-IN-REVIEW

GAME #13
TEXANS 28, BUCCANEERS 14
RELIANT STADIUM, DECEMBER 9, 2007
ATTENDANCE: 70,237

	1Q	2Q	3Q	4Q	OT	Final
TAMPA BAY BUCCANEERS	0	7	7	0		14
HOUSTON TEXANS	7	7	7	7		28

TEXANS A. Johnson 4 pass from Rosenfels (Brown kick)
BUCCANEERS Graham 4 run (Bryant kick)
TEXANS Walter 8 pass from Rosenfels (Brown kick)
TEXANS Davis 97 kickoff return (Brown kick)
BUCCANEERS Graham 11 run (Bryant kick)
TEXANS Daniels 4 pass from Rosenfels (Brown kick)

	TEXANS	BUCCANEERS
First Downs	18	16
Total Net Yards	257	305
Net Yards Rushing	71	71
Net Yards Passing	186	234
(Att/Comp/Int)	36-27-0	38-25-0
Punts-Average	5-42.6	6-39.5
Fumbles-Lost	2-2	2-2
Sacks-Yards	4-32	3-19
Penalties-Yards	5-35	3-23
Time of Possession	35:06	24:54

RUSHING: TEXANS- Walker 16-46; Dayne 7-17; Echemandu 2-17; Rosenfels 2-1.
BUCCANEERS- Graham 15-61, 2 TD; McCown 2-10.

PASSING: TEXANS- Rosenfels 27-36, 209 yards, 0 INT, 3 TD.
BUCCANEERS- McCown 25-38, 266 yards, 0 INT, 0 TD.

RECEIVING: TEXANS- A. Johnson 9-82, 1 TD; Walker 6-35; Walter 5-47, 1 TD; Daniels 3-20, 1 TD; Dayne 2-15; Davis 1-5; Leach 1-5.
BUCCANEERS- Galloway 6-87; Graham 6-45; Clayton 4-39; Hilliard 3-28; Smith 2-39; Stovall 2-17; Becht 1-7; Askew 1-4.

SUMMARY

The Texans (6-7) defeated the Tampa Bay Buccaneers 28-14 at Reliant Stadium. QB Sage Rosenfels started for an injured QB Matt Schaub and threw three touchdown passes in the victory. The Texans scored on their opening possession when Rosenfels hit WR Andre Johnson for a four-yard touchdown. Tampa tied it up in the second quarter on a four-yard touchdown run by RB Earnest Graham. Rosenfels hit WR Kevin Walter for an eight-yard touchdown pass to make the score 14-7. The third quarter began with WR Andre Davis scoring on a 97-yard kickoff return to make the score 21-7. Graham punched in an 11-yard touchdown run to make the score 21-14. Rosenfels found TE Owen Daniels on a four-yard pass for his third touchdown throw to put Houston ahead 28-14. The Texans defense sacked Tampa Bay QB Luke McCown four times and forced and recovered a pair of fumbles on the day.

GAME #14
TEXANS 31, BRONCOS 13
RELIANT STADIUM, DECEMBER 13, 2007
ATTENDANCE: 70,747

	1Q	2Q	3Q	4Q	OT	Final
DENVER BRONCOS	0	6	7	0		13
HOUSTON TEXANS	7	3	7	14		31

TEXANS Rosenfels 5 run (Brown kick)
BRONCOS Elam 41 FG
TEXANS Brown 41 FG
BRONCOS Elam 47 FG
TEXANS Dayne 6 run (Brown kick)
BRONCOS Scheffler 12 pass from Cutler (Elam kick)
TEXANS A. Johnson 4 pass from Rosenfels (Brown kick)
TEXANS Leach 1 run (Brown kick)

	TEXANS	BRONCOS
First Downs	21	20
Total Net Yards	358	308
Net Yards Rushing	158	72
Net Yards Passing	200	236
(Att/Comp/Int)	27-16-1	39-27-0
Punts-Average	3-37.7	3-36.7
Fumbles-Lost	0-0	0-0
Sacks-Yards	5-18	0-0
Penalties-Yards	5-25	5-25
Time of Possession	30:26	29:34

RUSHING: TEXANS- Walker 13-66; Dayne 11-67, 1 TD; Rosenfels 4-3, 1 TD; Walter 2-21; Leach 1-1, 1 TD.
BRONCOS- Henry 10-27; Young 8-34; Cutler 2-11.

PASSING: TEXANS- Rosenfels 16-27, 200 yards, 1 INT, 1 TD.
BRONCOS- Cutler 27-39, 254 yards, 0 INT, 1 TD.

RECEIVING: TEXANS- A. Johnson 6-86, 1 TD; Daniels 3-53; Walter 3-32; Davis 1-20; Dayne 1-4; Leach 1-3; Walker 1-2.
BRONCOS- Marshall 11-107; Scheffler 7-100, 1 TD; Young 5-8; Walker 2-20; Martinez 1-17; Graham 1-2.

SUMMARY

In their first nationally televised, prime-time game of the year, the Texans (7-7) defeated the Denver Broncos 31-13 at Reliant Stadium. QB Sage Rosenfels put the Texans ahead early when he capped a 69-yard drive with a 5-yard touchdown run on the opening drive. The Broncos made it 7-3 in the second quarter on a 41-yard field goal. K Kris Brown hit a 10-yarder of his own on the next drive to give the Texans a 10-3 lead. Denver responded with a 47-yard field goal to make the score 10-6 at halftime. In the third quarter, RB Ron Dayne scored on a six-yard run to push Houston's lead to 17-6. A Denver touchdown closed the gap to 17-13. A four-yard touchdown catch by WR Andre Johnson and a one-yard scoring run by FB Vonta Leach capped the scoring in the fourth quarter. DE Mario Williams registered a franchise-record three sacks in the game and became the club's career sacks leader with 17.5. Houston's seventh win tied a team single-season record.



HOUSTONTEXANS.COM

2007 SEASON-IN-REVIEW

GAME #15
COLTS 38, TEXANS 15
RCA DOME, DECEMBER 23, 2007
ATTENDANCE: 57,262

	1Q	2Q	3Q	4Q	OT	Final
HOUSTON TEXANS	7	0	0	8		15
INDIANAPOLIS COLTS	3	21	14	0		38

TEXANS Walter 17 pass from Rosenfels (Brown kick)
COLTS Vinatieri 29 FG
COLTS Addai 2 run (Vinatieri kick)
COLTS Clark 6 pass from Manning (Vinatieri kick)
COLTS Clark 11 pass from Manning (Vinatieri kick)
COLTS Dawson 4 run (Vinatieri kick)
COLTS Wayne 7 pass from Manning (Vinatieri kick)
TEXANS A. Johnson 7 pass from Rosenfels (Brown kick)

	TEXANS	COLTS
First Downs	18	33
Total Net Yards	299	458
Net Yards Rushing	66	120
Net Yards Passing	233	338
(Att/Comp/Int)	36-22-3	35-28-0
Punts-Average	4-44.5	2-35.0
Fumbles-Lost	0-0	1-1
Sacks-Yards	0-0	1-2
Penalties-Yards	6-55	5-40
Time of Possession	24:15	35:45

RUSHING: TEXANS- Walker 19-66.
COLTS- Keith 10-60; Addai 6-26, 1 TD; Dawson 10-12, 1 TD; Clark 1-15; Sorgi 3- (-1); Manning 1- (-1).

PASSING: TEXANS- Rosenfels 22-36, 233 yards, 2 TD, 3 INT.
COLTS- Manning 28-35, 311 yards, 3 TD; Sorgi 3-5, 29 yards.

RECEIVING: TEXANS- A. Johnson 7-74, 1 TD; Walker 6-44; Walter 4-69, 1 TD; Daniels 2-27; Leach 2-12; Davis 1-7.
COLTS- Wayne 10-143, 1 TD; Clark 6-60, 2 TD; Fletcher 5-25; Aromashodu 3-42; Utecht 2-35; Gonzalez 2-22; Keith 2-8; Addai 1-5.

SUMMARY

The Texans (7-8) lost their fifth division game the season as the Indianapolis Colts beat the Texans in their final appearance at the RCA Dome, 38-15. The Texans scored on their first drive and their last, but in between it was all Colts. QB Sage Rosenfels led the Texans down the field on the opening possession, completing 4-of-5 pass attempts for 51 yards, including a 17-yard touchdown pass to WR Kevin Walter. After 38 straight points by Indianapolis, Rosenfels led the Texans on a four play, 31-yard drive late in the fourth quarter that was capped when WR Andre Johnson got free over the middle for a six-yard touchdown reception. Walker completed the scoring by running in the two-point conversion attempt to make the score 38-15.

GAME #16
TEXANS 42, JAGUARS 28
RELIANT STADIUM, DECEMBER 31, 2007
ATTENDANCE: 70,660

	1Q	2Q	3Q	4Q	OT	Final
JACKSONVILLE JAGUARS	7	7	7	7		28
HOUSTON TEXANS	0	21	14	7		42

JAGUARS Williams 22 pass from Gray (Scobee kick)
TEXANS Dayne 2 run (Brown kick)
TEXANS Daniels 2 pass from Rosenfels (Brown kick)
JAGUARS Wilford 6 pass from Gray (Scobee kick)
TEXANS Davis 97 kickoff return (Brown kick)
TEXANS Davis 104 kickoff return (Brown kick)
TEXANS Dayne 12 run (Brown kick)
JAGUARS M. Jones 5 pass from Gray (Scobee kick)
TEXANS Walker 1 run (Brown kick)
JAGUARS Wilford 17 pass from Gray (Scobee kick)

	TEXANS	JAGUARS
First Downs	19	24
Total Net Yards	290	381
Net Yards Rushing	170	96
Net Yards Passing	120	285
(Att/Comp/Int)	18-11-1	39-25-0
Punts-Average	2-36.5	4-49.8
Fumbles-Lost	0-0	1-1
Sacks-Yards	2-17	1-8
Penalties-Yards	3-205	8-45
Time of Possession	28:13	31:47

RUSHING: TEXANS- Dayne 21-88, 2 TD; Walker 19-66, 1 TD; Rosenfels 3- -4.
JAGUARS- G. Jones 14-71; Toefield 7-15; Williams 1-8; Gray 1-2.

PASSING: TEXANS- Rosenfels 11-18, 128 yards, 1 TD, 1 INT.
JAGUARS- Gray 25-39, 302 yards, 4 TD, 0 INT.

RECEIVING: TEXANS- A. Johnson 6-74, 1 TD; Leach 2-18; Davis 1-20; Jones 1-14; Daniels 1-2, 1 TD.
JAGUARS- M. Jones 8-138, 1 TD; Wilford 6-58, 2 TD; Williams 3-37, 1 TD; Angulo 3-33; G. Jones 3-27; Smolko 1-5; Toefield 1-4.

SUMMARY

The Texans (8-8) earned their best record in franchise history with a 42-28 victory over the Jacksonville Jaguars in Reliant Stadium. WR Andre Davis became just the seventh player in NFL history to return two kickoffs for touchdowns in a game. The Texans' 42 points were a team record. RB Ron Dayne and TE Owen Daniels both found the end zone in the first half, but Davis stole the show before halftime. After a Jaguars touchdown, Davis returned his first kickoff for a touchdown, racing 97 yards down the sideline just 15 seconds before halftime. On the first play of the second half, Davis dashed 104 yards on the opening kickoff to make it 28-14. Dayne and RB Darius Walker both scored second-half touchdowns to complete the Texans scoring spree. The win gave Houston its first .500 record in franchise history.



HOUSTONTEXANS.COM

2008 SEASON-IN-REVIEW

TEXANS WIN EIGHT GAMES BACK-TO-BACK

The Houston Texans finished the 2008 campaign with their second consecutive 8-8 season. The 16 wins over two seasons are the most in team history. Head coach Gary Kubiak became the Texans all-time leader in wins, amassing 22 over his first three seasons in Houston.

The Texans finished the season with four wins in the month of December to set a team record for wins in a month. Houston won five of its last six games which included the team's first four-game winning streak. The Texans finished the season with a win over the Chicago Bears 31-24 for their third consecutive win in the season finale.

Houston began the season with three consecutive road games, becoming the first team since 2001 to start the home portion of their season in October. The Texans endured Hurricane Ike, which hit in the Houston area on September 13 and damaged the roof of Reliant Stadium forcing the team to reschedule their Week 2 matchup against Baltimore. The Texans started the year 0-4, but managed to finish 8-4 over the last 12 weeks becoming the 10th team in NFL history to start 0-4 or worse and finish .500 or better.



PRESEASON

Sat., Aug. 9	Denver	W	19-16
Sat., Aug. 16	@ New Orleans	W	31-27
Fri., Aug. 22	@ Dallas #	L	23-22
Thur., Aug. 28	Tampa Bay	L	16-6

REGULAR SEASON

Sun., Sept. 7	@ Pittsburgh	L	38-17
Sun., Sept. 14	BYE WEEK		
Sun., Sept. 21	@ Tennessee	L	31-12
Sun., Sept. 28	@ Jacksonville	L	30-27 OT
Sun., Oct. 5	Indianapolis	L	31-27
Sun., Oct. 12	Miami	W	29-28
Sun., Oct. 19	Detroit	W	28-21
Sun., Oct. 26	Cincinnati	W	35-6
Sun., Nov. 2	@ Minnesota	L	28-21
Sun., Nov. 9	Baltimore	L	41-13
Sun., Nov. 16	@ Indianapolis	L	33-27
Sun., Nov. 23	@ Cleveland	W	16-6
Mon., Dec. 1	Jacksonville#	W	30-17
Sun., Dec. 7	@ Green Bay	W	24-21
Sun., Dec. 14	Tennessee	W	13-12
Sun., Dec. 21	@ Oakland	L	27-16
Sun., Dec. 28	Chicago	W	31-24

#- Nationally Televised Game



HOUSTONTEXANS.COM

2008 SEASON-IN-REVIEW

Reliant Stadium

WON-8	LOST-8		
9/07	L 17-38	at Pittsburgh	*64,001
9/21	L 12-31	at Tennessee	*69,143
9/28	L 27-30 OT	at Jacksonville	*64,061
10/05	L 27-31	Indianapolis	*70,118
10/12	W 29-28	Miami	*70,023
10/19	W 28-21	Detroit	*70,081
10/26	W 35-6	Cincinnati	*70,112
11/02	L 21-28	at Minnesota	*62,839
11/09	L 13-41	Baltimore	*70,552
11/16	L 27-33	at Indianapolis	*66,201
11/23	W 16-6	at Cleveland	*72,077
12/01	W 30-17	Jacksonville	*70,809
12/07	W 24-21	at Green Bay	*70,245
12/14	W 13-12	Tennessee	*70,831
12/21	L 16-27	at Oakland	43,687
12/28	W 31-24	Chicago	*70,838

*Sellouts

TOTAL FIRST DOWNS	Texans	Opp.
Rushing	340	300
Passing	106	114
Penalty	210	167
3rd Down: Made/Att	24	19
3rd Down Pct.	83/197	74/188
4th Down: Made/Att	42.1%	39.4%
4th Down Pct.	14/23	10/13
	60.9%	76.9%
POSSESSION AVG.	31:57	28:03
TOTAL NET YARDS	6113	5385
Avg. Per Game	382.1	336.6
Total Plays	1019	935
Avg. Per Play	6.0	5.8
NET YARDS RUSHING	1846	1962
Avg. Per Game	115.4	122.6
Total Rushes	432	439
NET YARDS PASSING	4267	3423
Avg. Per Game	266.7	213.9
Sacked/Yards Lost	32/207	25/175
Gross Yards	4474	3598
Attempts/Completions	555/367	471/294
Completion Pct.	66.1%	62.4%
Had Intercepted	20	12
PUNTS/AVERAGE	53/42.3	67/44.4
NET PUNTING AVG.	35.2	37.2
PENALTIES/YARDS	80/664	81/659
FUMBLES/BALL LOST	28/12	19/10
TOUCHDOWNS	40	45
Rushing	16	18
Passing	21	24
Returns	3	3

SCORE BY PERIODS	1	2	3	4	OT	Total	
TEXANS		77	109	78	102	0	366
OPPONENTS		84	85	86	136	3	394

SCORING	TD	Ru	Pa	Rt	PAT	FG	2pt	TP
Brown	0	0	0	0	37/37	29/33	0	124
Slaton	10	9	1	0	0	0	0	60
Johnson	8	0	8	0	0	1	50	0
Walter	8	0	8	0	0	0	48	0
Green	3	3	0	0	0	0	18	0
Schaub	2	2	0	0	0	0	12	0
Daniels	2	0	2	0	0	0	12	0
Anderson	2	0	2	0	0	0	12	0
Jones	2	0	0	2a	0	0	12	0
Moats	1	1	0	0	0	0	6	0
Leach	1	1	0	0	0	0	6	0
Reeves	1	0	0	1b	0	0	6	0
TEXANS	40	16	21	3	37/37	29/33	1	366
OPPONENTS	45	18	24	3*	43/43	25/29	2	394

a- J. Jones 70-yard punt return vs. MIA (10/12)
 J. Jones 73-yard punt return vs. CIN (10/26)
 b- J. Reeves 44-yard INT return at MIN (11/2)
 * C. Finnegan 99-yard INT return at TEN (9/21)
 G. Brackett 68-yard FUM return vs. IND (10/5)
 J. Higgins 80-yard punt return at OAK (12/21)

PASSING	Att	Comp	Yds	Cmp%	Yds/Att	TD	TD%	Int	Int%	Long	Sack/Lost	Rating
Schaub	380	251	3043	66.1	8.01	15	3.9	10	2.6	65	23/ 149	92.7
Rosenfels	174	116	1431	66.7	8.22	6	3.4	10	5.7	61	9/ 58	79.5
Turk	1	0	0	0.0	0.00	0	0.0	0	0.0	---	0/ 0	39.6
TEXANS	555	367	4474	66.1	8.06	21	3.8	20	3.6	65	32/ 207	88.4
OPPONENTS	471	294	3598	62.4	7.64	24	5.1	12	2.5	96t	25/ 175	92.3

RUSHING	No.	Yds	Avg	Long	TD
Slaton	268	1282	4.8	71t	9
Green	74	294	4.0	14	3
Moats	26	94	3.6	12	1
Schaub	31	68	2.2	10	2
Taylor	14	37	2.6	17	0
Rosenfels	11	37	3.4	15	0
Walter	3	23	7.7	13	0
Turk	1	18	18.0	18	0
Leach	1	1	1.0	1t	1
Sapp	2	-3	-1.5	0	0
Jones	1	-5	-5.0	-5	0
TEXANS	432	1846	4.3	71T	16
OPPONENTS	439	1962	4.5	41T	18

RECEIVING	No.	Yds	Avg	Long	TD
Johnson	115	1575	13.7	65	8
Daniels	70	862	12.3	35	2
Walter	60	899	15.0	61	8
Slaton	50	377	7.5	46	1
Anderson	19	241	12.7	65	2
Davis	13	213	16.4	49	0
Leach	12	103	8.6	22	0
Dreesen	11	77	7.0	13	0
Green	11	32	2.9	8	0
Jones	8	81	27.0	45	0
Moats	3	14	4.7	5	0
TEXANS	367	4474	12.2	65	21
OPPONENTS	294	3598	12.2	96T	24

INTERCEPTIONS	No.	Yds	Avg	Long	TD
Reeves	4	108	27.0	44t	1
Wilson	2	36	18.0	19	0
Bennett	2	26	13.0	23	0
Robinson	2	0	0.0	0	0
Weaver	1	8	8.0	8	0
Diles	1	0	0.0	0	0
TEXANS	12	178	14.8	44T	1
OPPONENTS	20	221	11.1	99T	1

PUNTING	No.	Yds	Avg	Net	TB	In	Lg	B
Turk	53	2240	42.3	35.2	7	17	59	0
TEXANS	53	2240	42.3	35.2	7	17	59	0
OPPONENTS	67	2978	44.4	37.2	5	25	74	0

PUNT RETURNS	Ret	FC	Yds	Avg	Long	TD
Jones	32	17	386	12.1	73t	2
TEXANS	32	17	386	12.1	73T	2
OPPONENTS	21	14	235	11.2	80T	1

KICKOFF RETURNS	No	Yds	Avg	Long	TD
Davis	43	993	23.1	50	0
Jones	13	280	21.5	30	0
Moats	9	212	23.6	32	0
Leach	3	34	11.3	15	0
Taylor	1	17	17.0	17	0
White	1	7	7.0	7	0
Sapp	1	7	7.0	7	0
Walter	1	0	0.0	0	0
TEXANS	72	1550	21.5	50	0
OPPONENTS	73	1630	22.3	49	0

FIELD GOALS	1-19	20-29	30-39	40-49	50+
Brown	0/0	9/10	10/10	8/10	2/3
TEXANS	0/0	9/10	10/10	8/10	2/3
OPPONENTS	0/0	3/3	11/12	7/9	4/5



HOUSTONTEXANS.COM

2008 SEASON-IN-REVIEW

Defensive Statistics

TACKLES	Solo	Asst	Total	Sacks (Yards)	QB Press	INT (Yards)	Pass Defensed	Forced Fumble	Fumble Recovery
D. Ryans	86	26	112	1 (9)	4	0 (0)	4	2	3
Z. Diles	47	19	66	1 (9)	2	1 (0)	2	1	0
E. Wilson	52	11	63	0 (0)	0	2 (36)	7	0	0
M. Williams	44	9	53	12 (82)	25	0 (0)	0	4	0
N. Ferguson	42	10	52	0 (0)	1	0 (0)	2	1	1
J. Reeves	47	3	50	0 (0)	0	4 (108)	19	1	0
A. Weaver	28	17	45	0 (0)	0	1 (8)	1	0	0
M. Greenwood	31	12	43	0 (0)	0	0 (0)	1	0	0
F. Bennett	33	8	41	0 (0)	0	2 (26)	6	2	0
D. Robinson	35	3	38	0 (0)	1	2 (0)	6	0	0
X. Adibi	26	8	34	0 (0)	1	0 (0)	0	0	1
K. Bentley	22	12	34	1 (15)	1	0 (0)	1	0	1
W. Demps	20	10	30	0 (0)	0	0 (0)	0	0	0
B. Harrison	21	9	30	0 (0)	1	0 (0)	1	0	0
T. Johnson	24	5	29	1 (3)	5	0 (0)	2	1	0
De. Robinson	19	8	27	0 (0)	0	0 (0)	0	1	0
A. Okoye	15	9	24	1 (13)	3	0 (0)	2	1	1
D. Faggins	16	3	19	0 (0)	0	0 (0)	2	0	0
J. Zgonina	13	6	19	0 (0)	1	0 (0)	0	0	1
T. Bulman	10	7	17	4 (14)	9	0 (0)	0	0	1
E. Cochran	13	4	17	2 (21)	3	0 (0)	1	0	0
CC. Brown	12	3	15	0 (0)	0	0 (0)	1	0	0
D. Barber	4	1	5	1 (9)	1	0 (0)	1	0	0
C. Thompson	4	1	5	1 (0)	4	0 (0)	1	0	0
F. Okam	2	2	4	0 (0)	0	0 (0)	0	0	0
N. Kalu	2	2	4	0 (0)	0	0 (0)	0	0	0
J. Nading	3	1	4	0 (0)	0	0 (0)	0	0	0
TEAM	3	0	3	0 (0)	0	0 (0)	0	0	0
A. Molden	1	0	1	0 (0)	0	0 (0)	0	0	0
Total	675	209	884	25 (175)	62	12 (178)	60	14	9

Special Teams Statistics

SPECIAL TEAMS	Solo	Asst	Total	Blocks PAT	Punt	FG	Forced Fumble	Fumble Recovery
K. Bentley	16	7	23	0	0	0	0	0
A. Molden	16	3	19	0	0	0	0	1
D. Barber	8	2	10	0	0	0	0	0
D. Faggins	7	2	9	0	0	0	0	0
J. Dreesen	6	2	8	0	0	0	0	0
C. Thompson	4	4	8	0	0	0	0	0
N. Ferguson	6	1	7	0	0	0	0	0
C. Sapp	5	0	5	0	0	0	0	0
V. Leach	4	0	4	0	0	0	0	0
J. Reeves	2	1	3	0	0	0	0	1
B. Harrison	3	0	3	0	0	0	0	0
A. Davis	3	0	3	0	0	0	0	0
W. Demps	0	2	2	0	0	0	0	0
R. Moats	1	2	3	0	0	0	1	0
J. Nading	1	1	2	0	0	0	0	0
M. Greenwood	0	2	2	0	0	0	0	0
C. Taylor	1	0	1	0	0	0	0	0
F. Bennett	2	0	2	0	0	0	0	0
T. Bulman	1	0	1	0	0	0	0	0
K. Brown	1	0	1	0	0	0	0	1
X. Adibi	1	0	1	0	0	0	0	0
D. Anderson	0	1	1	0	0	0	0	0
B. Pittman	0	1	1	0	0	0	0	0
TEAM	1	0	1	0	0	0	0	0
J. Jones	0	0	0	0	0	0	1	1
Total	89	31	120	0	0	0	2	4

2008 SEASON-IN-REVIEW

GAME #1
STEELERS 38, TEXANS 17
HEINZ FIELD, SEPTEMBER 7, 2008
ATTENDANCE: 64,001

	1Q	2Q	3Q	4Q	OT	Final
HOUSTON TEXANS	0	3	0	14		17
PITTSBURGH STEELERS	7	14	14	3		38

STEELERS Parker 7 run (Je. Reed kick)
STEELERS Parker 13 run (Je. Reed kick)
STEELERS Ward 13 pass from Roethlisberger (Je. Reed kick)
TEXANS K. Brown 34 FG
STEELERS Parker 4 run (Je. Reed kick)
STEELERS Ward 16 pass from Roethlisberger (Je. Reed kick)
TEXANS Walter 14 pass from Schaub (K. Brown kick)
STEELERS Je. Reed 44 FG
TEXANS Schaub 4 run (K. Brown kick)

	TEXANS	STEELERS
First Downs	20	21
Total Net Yards	234	305
Net Yards Rushing	75	183
Net Yards Passing	159	122
(Att/Comp/Int)	33-25-2	18-13-0
Punts-Average	4-43.3	3-43.0
Fumbles-Lost	1-1	3-1
Sacks-Yards	2-15	5-43
Penalties-Yards	5-43	4-41
Time of Possession	28:29	31:31

RUSHING: TEXANS- Slaton 13-43; Green 5-28; Schaub 2-4, TD.

STEELERS- Parker 25-138, 3 TD; Mendenhall 10-28, Roethlisberger 2-17, Leftwich 2-0.

PASSING: TEXANS- Schaub 25-33, 202 yards, 2 INT, TD.
STEELERS- Roethlisberger 13-14, 137 yards, 2 TD; Leftwich 0-4, 0 yards.

RECEIVING: TEXANS- A. Johnson 10-112; Green 4-3; Walter 3-41, TD; Daniels 3-33; Slaton 3-6; Leach 1-5; Anderson 1-2.

STEELERS- Ward 6-76, 2 TD; Miller 3-26; Holmes 2-19; Davis 1-10; Spaeth 1-6.

SUMMARY

The Houston Texans (0-1) lost to the Pittsburgh Steelers 38-17 in the season opener at Heinz Field. The physical Steelers defense shut out Houston for most of the first half while Pittsburgh raced out to a 21-0 lead. Texans DE Mario Williams collected two sacks and forced one fumble. Texans' LB DeMeco Ryans, coming off a Pro Bowl season, recovered the fumble Williams forced and returned it 41 yards to the Steelers 24, setting up K Kris Brown's 34-yard field goal to make it 21-3 going into halftime. Two third-quarter touchdowns put Pittsburgh ahead 35-3. The Texans finally got going late as QB Matt Schaub found WR Kevin Walter for a 14-yard touchdown and ran for a four-yard score, but it was too little, too late.

GAME #2
TITANS 31, TEXANS 12
LP FIELD, SEPTEMBER 21, 2008
ATTENDANCE: 69,143

	1Q	2Q	3Q	4Q	OT	Final
HOUSTON TEXANS	6	6	0	0		12
TENNESSEE TITANS	7	14	3	7		31

TEXANS K. Brown 44 FG
TITANS White 2 run (Bironas kick)
TEXANS K. Brown 24 FG
TITANS Scaife 9 pass from Collins (Bironas kick)
TEXANS Slaton 6 run (kick aborted)
TITANS White 1 run (Bironas kick)
TITANS Bironas 44 FG
TITANS Finnegan 99 int. return (Bironas kick)

	TEXANS	TITANS
First Downs	18	19
Total Net Yards	317	343
Net Yards Rushing	146	154
Net Yards Passing	171	189
(Att/Comp/Int)	37-17-3	26-14-1
Punts-Average	4-42.5	6-44.7
Fumbles-Lost	2-0	1-1
Sacks-Yards	0-0	3-17
Penalties-Yards	2-10	8-75
Time of Possession	30:41	29:19

RUSHING: TEXANS- Slaton 18-116, TD; Taylor 6-15; Schaub 3-12; Walter 1-3.

TITANS- Johnson 16-74; White 16-49, 2 TD; Collins 3-30; Hall 1-1.

PASSING: TEXANS- Schaub 17-37, 188 yards, 3 INT.

TITANS- Collins 14-26, 189 yards, 1 INT, TD.

RECEIVING: TEXANS- Daniels 4-71; Walter 4-15; Slaton 4-8; Davis 2-60; A. Johnson 2-29; Leach 1-5.

TITANS- McCareins 4-90; Scaife 3-26, TD; Crumpler 2-26; Jones 2-21; Johnson 2-5; Davis 1-21.

SUMMARY

After Hurricane Ike kept Houston from competing against Baltimore in what was supposed to be the second game of the season, the Texans (0-2) traveled to Tennessee where the team dropped its second consecutive game to open the season. Rookie RB Steve Slaton made the most of his first NFL start, rushing for 116 yards on 18 carries and scoring his first career touchdown. Texans CB Jacques Reeves intercepted Titans QB Kerry Collins on Tennessee's first snap and returned the ball to the Tennessee 14, setting up K Kris Brown's 44-yard field goal to put Houston ahead early by three. The Titans answered on RB LenDale White's two-yard score. A fumble recovery by LB DeMeco Ryans set up Brown, who connected from 24 yards to make it 7-6 Titans. After a Tennessee touchdown, Slaton scored from eight yards out to make it 14-12 after the point after attempt failed. The Titans scored twice more to go up 21-12 at the half. The defense held the Titans to a lone field goal and held them to 88 yards in the second half. A 99-yard interception return for touchdown sealed the Titans win.



HOUSTONTEXANS.COM

2008 SEASON-IN-REVIEW

GAME #3

JAGUARS 30, TEXANS 27

JACKSONVILLE MUNICIPAL STADIUM, SEPT. 28, 2008

ATTENDANCE: 64,061

	1Q	2Q	3Q	4Q	OT	Final
HOUSTON TEXANS	3	7	7	10	0	27
JACKSONVILLE JAGUARS	7	3	7	10	3	30

JAGUARS Owens 41 run (Scobee kick)
TEXANS K. Brown 27 FG
TEXANS Slaton 30 pass from Schaub (K. Brown kick)
JAGUARS Scobee 46 FG
JAGUARS M. Jones 16 pass from Garrard (Scobee kick)
TEXANS Walter 5 pass from Schaub (K. Brown kick)
JAGUARS Scobee 40 FG
TEXANS Walter 8 pass from Schaub (K. Brown kick)
JAGUARS Garrard 5 run (Scobee kick)
TEXANS K. Brown 47 FG
JAGUARS Scobee 37 FG

	TEXANS	JAGUARS
First Downs	23	21
Total Net Yards	386	375
Net Yards Rushing	79	139
Net Yards Passing	307	236
(Att/Comp/Int)	40-29-0	32-23-0
Punts-Average	2-43.5	2-46.5
Fumbles-Lost	2-0	0-0
Sacks-Yards	0-0	1-0
Penalties-Yards	2-15	2-27
Time of Possession	32:20	31:15

RUSHING: TEXANS- Slaton 10-33; Schaub 5-24; Taylor 8-22.

JAGUARS- Garrard 7-41, TD; Owens 1-41; TD; Jones-Drew 7-32; Taylor 10-25.

PASSING: TEXANS- Schaub 29-40, 307 yards, 3 TD.

JAGUARS- Garrard 23-32, 236 yards, TD.

RECEIVING: TEXANS- Slaton 8-83, TD; Walter 8-76, 2 TD; Daniels 7-87; A. Johnson 3-38; Davis 1-14; Jones 1-5; Leach 1-4.

JAGUARS: M. Jones 5-71, TD; Walker 5-46; Williams 4-46; Taylor 3-21; G. Jones 2-28; Jones-Drew 2-17; Porter 1-6; Angulo 1-1.

SUMMARY

The Texans (0-3) lost a hard fought battle in overtime at Jacksonville, falling 30-27 despite posting 386 net yards of offense. Texans' QB Matt Schaub threw for 307 yards, RB Steve Slaton had over 100 total yards and WR Kevin Walter tied a franchise record with two receiving touchdowns. Texans' DE Mario Williams continually pressured the Jaguars QB, David Garrard, finishing with five quarterback hurries. With just seconds left and Houston down 27-24, K Kris Brown hit a 47-yard field goal to tie the game, but the Jaguars won it on the first possession of overtime thanks to K Josh Scobee's 37-yard field goal.

GAME #4

TEXANS 27, COLTS 31

RELIANT STADIUM, OCTOBER 5, 2008

ATTENDANCE: 70,118

	1Q	2Q	3Q	4Q	OT	Final
INDIANAPOLIS COLTS	10	0	0	21		31
HOUSTON TEXANS	0	17	3	7		27

COLTS Vinatieri 46 FG
COLTS Addai 1 run (Vinatieri kick)
TEXANS Slaton 1 run (K. Brown kick)
TEXANS K. Brown 37 FG
TEXANS A. Johnson 5 pass from Rosenfels (K. Brown kick)
TEXANS K. Brown 43 FG
TEXANS Slaton 1 run (K. Brown kick)
COLTS Santi 7 pass from Manning (Vinatieri kick)
COLTS Brackett 68 fumble return (Vinatieri kick)
COLTS Wayne 5 pass from Manning (Vinatieri kick)

	TEXANS	COLTS
First Downs	23	18
Total Net Yards	391	314
Net Yards Rushing	156	79
Net Yards Passing	235	235
(Att/Comp/Int)	33-21-1	34-25-1
Punts-Average	2-43.5	3-50.0
Fumbles-Lost	3-2	0-0
Sacks-Yards	2-12	2-11
Penalties-Yards	1-5	6-31
Time of Possession	31:21	28:39

RUSHING: TEXANS- Slaton 16-93, 2 TD; Green 12-47; Rosenfels 4-16.

COLTS- Addai 17-71, TD; Manning 4-8; Rhodes 1-0.

PASSING: TEXANS- Rosenfels 21-33, 246 yards, TD, INT.

COLTS- Manning 25-34, 247 yards, 2 TD, INT.

RECEIVING: TEXANS- A. Johnson 9-131, TD; Daniels 5-47; Walter 2-36; Dreessen 1-11; Leach 1-8; Davis 1-6; Anderson 1-4; Slaton 1-3.

COLTS- Wayne 7-97, TD; Clark 5-81; Harrison 4-32; Santi 4-27, TD; Robinson 2-8; Gonzalez 1-3; Addai 1-3; Rhodes 1-(-4).

SUMMARY

The Houston Texans (0-4), home for the first time this season, fell victim to a furious forth-quarter rally by the Indianapolis Colts at Reliant Stadium. Indy jumped out to a 10-0 lead after the first quarter, but QB Sage Rosenfels, who got the start in place of an ill Matt Schaub, led the Texans to 17 second-quarter points to take a 17-10 lead into halftime. Rosenfels threw for 246 yards and a touchdown, and RB Steve Slaton ran for 93 yards and a pair of scores. Rosenfels ultimately guided the Texans to a 27-10 advantage with four minutes remaining. After a Colts touchdown made it 27-17, a pair of Rosenfels turnovers led to Indianapolis scores to complete a stunning 21-point fourth-quarter Colts rally for the 31-27 win.

2008 SEASON-IN-REVIEW

GAME #5
TEXANS 29, DOLPHINS 28
RELIANT STADIUM, OCTOBER 12, 2008
ATTENDANCE: 70,023

	1Q	2Q	3Q	4Q	OT	Final
MIAMI DOLPHINS	7	7	7	7		28
HOUSTON TEXANS	3	10	7	9		29

DOLPHINS Cobbs 53 pass from Pennington (Carpenter kick)
TEXANS K. Brown 27 FG
DOLPHINS Cobbs 80 pass from Pennington (Carpenter kick)
TEXANS K. Brown 33 FG
TEXANS Jones 70 punt return (K. Brown kick)
TEXANS A. Johnson 12 pass from Schaub (K. Brown kick)
DOLPHINS Williams 5 run (Carpenter kick)
TEXANS K. Brown 42 FG
DOLPHINS Brown 6 run (Carpenter kick)
TEXANS Schaub 3 run (run failed)

	TEXANS	DOLPHINS
First Downs	23	14
Total Net Yards	485	370
Net Yards Rushing	114	96
Net Yards Passing	371	274
(Att/Comp/Int)	42-22-2	25-19-1
Punts-Average	3-46.7	7-47.4
Fumbles-Lost	2-2	1-0
Sacks-Yards	2-10	1-8
Penalties-Yards	1-5	4-30
Time of Possession	32:17	27:43

RUSHING: TEXANS- Slaton 15-58; Green 8-41; Schaub 4-15, TD.
DOLPHINS- Brown 13-50, TD; Williams 11-46, TD.

PASSING: TEXANS- Schaub 22-42, 379 yards, 2 INT.
DOLPHINS- Pennington 19-25, 284 yards 2 TD, INT.

RECEIVING: TEXANS- A. Johnson 10-178, TD; Walter 4-98; Daniels 4-70; Davis 2-28; Slaton 1-3; Green 1-2.
DOLPHINS- Camarillo 4-49; Cobbs 3-138, 2 TD; Brown 3-43; Martin 3-31; Williams 2-4; Fasano 1-12; Bess 1-10; Cramer 1-1; Ginn 1-(-1); Satele 0-(-3).

SUMMARY

The Texans (1-4) captured their first win of the season, narrowly defeating the Dolphins at Reliant Stadium. Houston trailed 14-6 in the second quarter after Miami QB Chad Pennington hit RB Patrick Cobbs for scores of 53 and 80 yards. WR Jacoby Jones made it 14-13 at halftime with a 70-yard punt return for touchdown, the first of his career. The Texans opened the second half with a score as QB Matt Schaub hit WR Andre Johnson from 12-yards out to go up 20-14. After touchdown runs by Dolphins RBs Ricky Williams and Ronnie Brown and a 42-yard field goal by Kris Brown, it was 28-23 Miami with 1:40 left. Schaub took over and led the Texans on a 76-yard game-winning drive which culminated in a three-yard sneak by Schaub with just three seconds left on the clock.

GAME #6
TEXANS 28, LIONS 21
RELIANT STADIUM, OCTOBER 19, 2008
ATTENDANCE: 70,081

	1Q	2Q	3Q	4Q	OT	Final
DETROIT LIONS	0	3	7	11		21
HOUSTON TEXANS	14	7	7	0		28

TEXANS Daniels 2 pass from Schaub (K. Brown kick)
TEXANS Green 1 run (K. Brown kick)
TEXANS Slaton 1 run (K. Brown kick)
LIONS Hanson 54 FG
LIONS Kevin Smith 26 run (Hanson kick)
TEXANS Daniels 1 pass from Schaub (K. Brown kick)
LIONS C. Johnson 96 pass from Orlovsky (Hanson kick)
LIONS Hanson 54 FG

	TEXANS	LIONS
First Downs	29	15
Total Net Yards	404	326
Net Yards Rushing	150	77
Net Yards Passing	254	249
(Att/Comp/Int)	31-26-0	25-12-0
Punts-Average	4-48.8	4-47.3
Fumbles-Lost	2-1	2-0
Sacks-Yards	2-16	3-13
Penalties-Yards	5-41	4-31
Time of Possession	40:04	19:56

RUSHING: TEXANS- Slaton 17-80, TD; Green 14-62, TD; Walter 1-7; Schaub 2-1.
LIONS- Kevin Smith 10-61, TD; Orlovsky 2-10; R. Johnson 6-8; C. Johnson 1-(-2).

PASSING: TEXANS- Schaub 26-31, 267 yards, 2 TD.
LIONS- Orlovsky 12-25, 265 yards, TD.

RECEIVING: TEXANS- A. Johnson 11-141; Daniels 6-66, 2 TD; Walter 3-27; Slaton 3-9; Davis 1-15; Dreessen 1-6; Green 1-3.
LIONS- Furrey 6-89; C. Johnson 2-154, TD; Gaines 2-11; Felton 1-11; Kevin Smith 1-7; McDonald 0-(-7).

SUMMARY

The Texans (2-4) won their second straight game with a 28-21 victory over the Detroit Lions. The Texans offense came out hot, streaking to a 21-0 lead. Texans QB Matt Schaub and TE Owen Daniels started off the scoring fest with a two-yard connection on Houston's opening drive. After a Detroit punt, RB Ahman Green scored on a one-yard run, his first of the year. Another defensive stop by the Texans set up RB Steve Slaton's one-yard touchdown. Detroit answered with a 54-yard field goal by K Jason Hanson. Lions RB Kevin Smith opened the second half with a 26-yard score. The Texans responded with a 15-play, 79-yard scoring drive that ended with Daniels' second touchdown of the day. Lions QB Dan Orlovsky then hit WR Calvin Johnson for a 96-yard touchdown pass. Detroit pulled to within seven at 28-21 on Hanson's second 54-yarder of the day, but the Texans held on for the win.



HOUSTONTEXANS.COM

2008 SEASON-IN-REVIEW

GAME #7
TEXANS 35, BENGALS 6
RELIANT STADIUM, OCTOBER 26, 2008
ATTENDANCE: 70,112

	1Q	2Q	3Q	4Q	OT	Final
CINCINNATI BENGALS	3	3	0	0		6
HOUSTON TEXANS	7	7	14	7		35

TEXANS Jones 73 punt return (K. Brown kick)
 BENGALS Graham 43 FG
 TEXANS Anderson 6 pass from Schaub (K. Brown kick)
 BENGALS Graham 32 FG
 TEXANS Walter 7 pass from Schaub (K. Brown kick)
 TEXANS Walter 38 pass from Schaub (K. Brown kick)
 TEXANS Slaton 20 run (K. Brown kick)

	TEXANS	BENGALS
First Downs	23	16
Total Net Yards	384	253
Net Yards Rushing	109	105
Net Yards Passing	275	148
(Att/Comp/Int)	28-24-0	32-20-2
Punts-Average	2-29.5	3-42.3
Fumbles-Lost	0-0	1-1
Sacks-Yards	2-7	1-5
Penalties-Yards	7-55	7-51
Time of Possession	35:11	24:49

RUSHING: TEXANS- Slaton 15-53, TD; Green 9-41; Moats 3-17; Schaub 4 (-2).

BENGALS- Benson 13-49; Fitzpatrick 7-42; Houshmandzadeh 1-9; Watson 1-5.

PASSING: TEXANS- Schaub 24-28, 280 yards, 3 TD.

BENGALS- Fitzpatrick 20-32, 155 yards, 2 INT.

RECEIVING: TEXANS- A. Johnson 11-143; Walter 5-70, 2 TD; Daniels 3-21; Anderson 2-28, TD; Slaton 2-13; Green 1-5.

BENGALS- Houshmandzadeh 8-54; C. Johnson 5-44; Kelly 4-34; Benson 2-20; Henry 1-3.

SUMMARY

The Texans (3-4) won their third straight game for the first time in franchise history, defeating the Cincinnati Bengals 35-6 at Reliant Stadium. After a Bengals three-and-out, Texans WR Jacoby Jones returned the punt for 73 yards and the score, his second of the season. The Bengals answered with a 43-yard field goal by K Shayne Graham. In the second quarter, QB Matt Schaub connected with WR David Anderson on a six-yard scoring pass. A 32-yarder from Graham made it 14-6 at halftime. On the opening drive of the second half, Schaub connected with WR Kevin Walter for a seven-yard score. After the Texans defense forced another punt, Schaub hit Walter for a 39-yard score to make it 28-6. RB Steve Slaton capped the scoring with a 20-yard touchdown run in the fourth quarter. WR Andre Johnson caught 11 passes for 143 yards, his fourth straight 100-yard game. CB Dunta Robinson set a franchise record with his 12th career interception.

GAME #8
VIKINGS 28, TEXANS 21
METRODOME, NOVEMBER 2, 2008
ATTENDANCE: 62,839

	1Q	2Q	3Q	4Q	OT	Final
HOUSTON TEXANS	7	0	7	7		21
MINNESOTA VIKINGS	7	14	0	7		28

VIKINGS Peterson 1 run (Longwell kick)
 TEXANS Reeves 44 interception return (K. Brown kick)
 VIKINGS Rice 8 pass from Frerotte (Longwell kick)
 VIKINGS Berrian 49 pass from Frerotte (R. Longwell kick)
 TEXANS Anderson 3 pass from Rosenfels (K. Brown kick)
 VIKINGS Shiancoe 25 pass from Frerotte (R. Longwell kick)
 TEXANS A. Johnson 14 pass from Rosenfels (K. Brown kick)

	TEXANS	VIKINGS
First Downs	20	15
Total Net Yards	389	345
Net Yards Rushing	62	177
Net Yards Passing	327	168
(Att/Comp/Int)	45-32-2	18-11-1
Punts-Average	4-40.3	6-44.0
Fumbles-Lost	2-1	0-0
Sacks-Yards	5-36	3-14
Penalties-Yards	5-35	3-20
Time of Possession	32:22	27:38

RUSHING: TEXANS- Slaton 16-62.

VIKINGS- Peterson 25-139, TD; Taylor 7-38; Frerotte 3-0.

PASSING: TEXANS- Schaub 11-16, 139 yards, INT; Rosenfels 21-29, 224 yards, 2 TD, INT.

VIKINGS- Frerotte 11-18, 182 yards, 3 TD, INT.

RECEIVING: TEXANS- Daniels 11-133; Slaton 8-56; A. Johnson 4-62, TD; Walter 4-47; Anderson 2-12, TD; Jones 1-31; Dreessen 1-13; Leach 1-9.

VIKINGS- Taylor 3-25; Wade 3-16; Berrian 2-104, TD; Shiancoe 1-25, TD; Rice 1-8; Tahi 1-4.

SUMMARY

The Texans (3-5) lost for the first time in four games, falling to the Minnesota Vikings 28-21 at the Metrodome. Minnesota RB Adrian Peterson capped the opening drive with a one-yard score. After a Houston punt, Texans CB Jacques Reeves intercepted a pass and returned it 44 yards for the score to tie the game at 7-7. The Vikings led 21-7 at halftime on the strength of touchdown passes from Frerotte to WRs Sidney Rice and Bernard Berrian. Texans QB Matt Schaub injured his knee in the second quarter and was replaced at halftime by Sage Rosenfels, who promptly tossed a three-yard touchdown to WR David Anderson. Minnesota extended the lead to 28-14 on TE Visanthe Shiancoe's 25-yard touchdown catch. Rosenfels hit WR Andre Johnson for a 14-yard score to pull back within seven; two sacks by the Vikings ended the rally.



HOUSTONTXANS.COM

2008 SEASON-IN-REVIEW

GAME #9

TEXANS 13, RAVENS 41
RELIANT STADIUM, NOVEMBER 9, 2008
ATTENDANCE: 70,552

	1Q	2Q	3Q	4Q	OT	Final
BALTIMORE RAVENS	7	5	7	22		41
HOUSTON TEXANS	0	6	7	0		13

RAVENS Figs 43 pass from Flacco (Stover kick)
TEXANS K. Brown 23 FG
RAVENS Penalty on D. Brown enforced in end zone for a Safety
RAVENS Hauschka 54 FG
TEXANS K. Brown 48 FG
RAVENS McGahee 1 run (Stover kick)
TEXANS Walter 60 pass from Rosenfels (K. Brown kick)
RAVENS Heap 1 pass from Flacco (Flacco-Mason pass)
RAVENS Heap 14 pass from T. Smith (Stover kick)
RAVENS McGahee 4 run (Stover kick)

	TEXANS	RAVENS
First Downs	19	27
Total Net Yards	355	333
Net Yards Rushing	75	162
Net Yards Passing	280	171
(Att/Comp/Int)	38-23-4	24-16-0
Punts-Average	3-46.3	4-50.0
Fumbles-Lost	0-0	1-0
Sacks-Yards	2-14	3-28
Penalties-Yards	10-76	7-55
Time of Possession	23:43	36:17

RUSHING: TEXANS- Moats 7-34; Green 4-19; Slaton 4-7; Rosenfels 1-15.

RAVENS- McGahee 25-112, 2 TD; McClain 4-19; Rice 7-17; Flacco 2-8; T. Smith 2-6.

PASSING: TEXANS- Rosenfels 23-28, 294 yards, TD, 4 INT.
RAVENS- Flacco 15-23, 185 yards, 2 TD; T. Smith 1-1, 14 yards, TD.

RECEIVING: TEXANS- A. Johnson 7-66; Walter 4-85, TD; Anderson 4-46; Slaton 2-17; Green 2-4; Jones 1-45; Daniels 1-13; Dreessen 1-9; Leach 1-9.

RAVENS- Heap 5-58, 2 TD; Mason 3-41; Clayton 3-40; Rice 2-2; Figs 1-43, TD; McGahee 1-9; McClain 1-6.

SUMMARY

The Texans (3-6) dropped their second straight game, losing 41-13 to the Baltimore Ravens at Reliant Stadium. Rookie QB Joe Flacco displayed his confidence early as he completed a 43-yard touchdown pass to WR Yamon Figs. K Kris Brown put the Texans on the board in the second with a 23-yard field goal. A holding penalty on rookie OT Duane Brown in the end zone resulted in a safety, making it 9-3, and a field goal upped it to 12-3. Brown answered with a 48-yarder to end the half. After Baltimore scored to open the second half, Texans QB Sage Rosenfels hit WR Kevin Walter on a 60-yard touchdown to cut it to 19-13, but Baltimore scored 22 in the fourth to put the game away.

GAME #10

COLTS 33, TEXANS 27
LUCAS OIL STADIUM, NOVEMBER 16, 2008
ATTENDANCE: 66,201

	1Q	2Q	3Q	4Q	OT	Final
HOUSTON TEXANS	6	7	7	7		27
INDIANAPOLIS COLTS	3	6	14	10		33

TEXANS K. Brown 28 FG
COLTS Vinatieri 40 FG
TEXANS K. Brown 34 FG
COLTS Vinatieri 39 FG
TEXANS Green 1 run (K. Brown kick)
COLTS Vinatieri 32 FG
COLTS Addai 24 pass from Manning (Vinatieri kick)
TEXANS Slaton 71 run (K. Brown kick)
COLTS Addai 7 run (Vinatieri kick)
COLTS Harrison 10 pass from Manning (Vinatieri kick)
TEXANS Green 2 run (K. Brown kick)
COLTS Vinatieri 31 FG

	TEXANS	COLTS
First Downs	16	30
Total Net Yards	356	474
Net Yards Rushing	177	154
Net Yards Passing	179	320
(Att/Comp/Int)	18-13-1	46-30-0
Punts-Average	2-47.5	1-55.0
Fumbles-Lost	1-0	0-0
Sacks-Yards	2-13	0-0
Penalties-Yards	3-23	6-45
Time of Possession	25:45	34:15

RUSHING: TEXANS- Slaton 14-156, TD; Green 9-17, 2 TD; Rosenfels 2-4.

COLTS- Addai 22-105, TD; Rhodes 10-48; Manning 2-1.

PASSING: TEXANS- Rosenfels 13-18, 192 yards, INT.

COLTS- Manning 30-46, 320 yards, 2 TD.

RECEIVING: TEXANS- A. Johnson 4-55; Walter 3-79; Anderson 2-26; Dreessen 2-11; Daniels 1-14; Green 1-7.

COLTS- Harrison 9-77, TD; Wayne 7-90; Clark 5-44; Addai 4-48; Rhodes 3-36; Gonzalez 2-35.

SUMMARY

The Texans (3-7) lost a hard-fought effort against the Indianapolis Colts in the first battle between the division rivals in the Colts' new facility, Lucas Oil Stadium. The Texans scored on their opening drive with a 28-yard field goal by K Kris Brown. After a Colts field goal, Brown drilled a 34-yarder. Vinatieri answered again, this time with a 39-yarder. RB Ahman Green was the first to find the end zone, scoring from one yard out. Vinatieri's third field goal made it 13-9 at halftime. QB Peyton Manning tossed a 23-yard touchdown to RB Joseph Addai. RB Steve Slaton responded with the longest rush from scrimmage in Texans history, a 71-yard touchdown. Indy answered with a seven-yard run from Addai and a 10-yard scoring catch by WR Marvin Harrison to go up 30-20. Green scored again in the fourth, but a Colts field goal sealed the win.



HOUSTONTEXANS.COM

2008 SEASON-IN-REVIEW

GAME #11

BROWNS 6, TEXANS 16

CLEVELAND BROWNS STADIUM, NOVEMBER 23, 2008

ATTENDANCE: 72,077

	1Q	2Q	3Q	4Q	OT	Final
HOUSTON TEXANS	7	6	3	0		16
CLEVELAND BROWNS	0	6	0	0		6

TEXANS Walter 17 pass from Rosenfels (K. Brown kick)

TEXANS K. Brown 31 FG

BROWNS Dawson 32 FG

BROWNS Dawson 32 FG

TEXANS K. Brown 31 FG

TEXANS K. Brown 36 FG

	TEXANS	BROWNS
First Downs	19	15
Total Net Yards	383	240
Net Yards Rushing	112	95
Net Yards Passing	271	145
(Att/Comp/Int)	32-24-2	32-13-3
Punts-Average	3-43.0	2-54.0
Fumbles-Lost	2-0	2-2
Sacks-Yards	1-4	0-0
Penalties-Yards	11-84	5-40
Time of Possession	37:25	22:35

RUSHING: TEXANS- Slaton 21-73; Green 13-39; Rosenfels 2-0.

BROWNS- J. Lewis 10-58; J. Harrison 7-31; J. Cribbs 2-6; D. Anderson 1-0.

PASSING: TEXANS- Rosenfels 24-32, 275 yards, TD, 2 INT.

BROWNS- Quinn 8-18, 94 yards, 2 INT; Anderson 5-14, 51 yards, INT.

RECEIVING: TEXANS- A. Johnson 10-116; Walter 7-93; Daniels 3-28; Anderson 1-11; Davis 1-10; Leach 1-9; Green 1-8.

BROWNS- Edwards 5-85; Lewis 2-10; Stallworth 1-18; Winslow 1-11; Harrison 1-8; Heiden 1-5; Vickers 1-4; Steptoe 1-4.

SUMMARY

The Texans (4-7) won their first road game in over a year, defeating the Cleveland Browns 16-6. The Texans moved 79 yards in 14 plays on their opening drive, finishing with a 17-yard pass from QB Sage Rosenfels to WR Kevin Walter. K Kris Brown put Houston ahead 10-0 with a 31-yard field goal in the second quarter. The Browns got on the board thanks to a 32-yard field goal by K Phil Dawson. After a blocked field goal by the Browns, Cleveland put another score on the board, a 32-yard field goal by Dawson to pull within four at 10-6.

The Texans answered with a 31-yard field goal by Brown to take a 13-6 lead into halftime. Turnovers were the story of the second half. Texans QB Sage Rosenfels was intercepted twice, while the Houston defense caused four Browns turnovers. Brown hit a 36-yarder in the third quarter to make it 16-6, and that proved to be the final score of the day.

GAME #12

TEXANS 30, JAGUARS 17

RELIANT STADIUM, DECEMBER 1, 2008

ATTENDANCE: 70,809

	1Q	2Q	3Q	4Q	OT	Final
JACKSONVILLE JAGUARS	0	0	3	14		17
HOUSTON TEXANS	10	0	6	14		30

TEXANS A. Johnson 31 pass from Rosenfels (K. Brown kick)

TEXANS K. Brown 38 FG

TEXANS K. Brown 50 FG

JAGUARS Scobee 29 FG

TEXANS K. Brown 20 FG

TEXANS Slaton 7 run (K. Brown kick)

JAGUARS Taylor 4 run (Scobee kick)

TEXANS Slaton 40 run (K. Brown kick)

JAGUARS R. Williams 18 pass from Garrard (Scobee kick)

	TEXANS	JAGUARS
First Downs	18	21
Total Net Yards	326	388
Net Yards Rushing	126	126
Net Yards Passing	200	262
(Att/Comp/Int)	25-14-1	35-25-1
Punts-Average	3-36.0	3-40.3
Fumbles-Lost	1-0	2-2
Sacks-Yards	3-25	0-0
Penalties-Yards	5-30	8-60
Time of Possession	26:57	33:03

RUSHING: TEXANS- Slaton 21-130, 2 TD; Rosenfels 2-2; Moats 2-(-1), Jones 1-(-1).

JAGUARS- Taylor 9-67 TD; Jones-Drew 12-49; Garrard 5-10.

PASSING: TEXANS- Rosenfels 14-24, 200 yards, TD, INT; Turk 0-1, 0 yards.

JAGUARS- Garrard 25-35, 287 yards, TD, INT.

RECEIVING: TEXANS- A. Johnson 7-75, TD; Slaton 2-52; Walter 2-38; Daniels 2-25; Dreesen 1-10.

JAGUARS- M. Jones 8-104; R. Williams 5-55, TD; Jones-Drew 3-22; Porter 2-39; Lewis 2-37; Northcutt 2-21; Washington 1-9; Taylor 1-6; Garrard 1-(-6).

SUMMARY

It was an historic night in Houston as the Texans (5-7) defeated the Jacksonville Jaguars 30-17 at Reliant Stadium. It marked the Texans' first appearance on Monday Night Football. The Texans scored on their opening drive when QB Sage Rosenfels connected with WR Andre Johnson for a 31-yard score. An interception by Texans CB Jacques Reeves set up a 38-yard field goal by K Kris Brown. A scoreless second quarter gave Houston a 10-0 halftime lead. Brown nailed a 50-yarder to open the second half, and Jacksonville answered with a 29-yarder from K Josh Scobee. Six plays later, Brown notched his third field goal of the game to make it 16-3. In the fourth quarter, the Jaguars added a pair of touchdowns and Texans RB Steve Slaton scored on runs of seven and 40 yards. DE Mario Williams shone under the lights, notching three sacks in the game.



HOUSTONTEXANS.COM

2008 SEASON-IN-REVIEW

GAME #13
PACKERS 21, TEXANS 24
LAMBEAU FIELD, DECEMBER 7, 2008
ATTENDANCE: 70,245

	1Q	2Q	3Q	4Q	OT	Final
HOUSTON TEXANS	7	3	3	11		24
GREEN BAY PACKERS	0	7	0	14		21

TEXANS Walter 58 pass from Schaub (K. Brown kick)
PACKERS Lee 20 pass from Rodgers (Crosby kick)
TEXANS K. Brown 30 FG
TEXANS K. Brown 41 FG
PACKERS Grant 6 run (Crosby kick)
TEXANS A. Johnson 11 pass from Schaub (K. Brown kick)
PACKERS Nelson 9 pass from Rodgers (Crosby kick)
TEXANS K. Brown 40 FG

	TEXANS	PACKERS
First Downs	25	16
Total Net Yards	549	387
Net Yards Rushing	141	108
Net Yards Passing	408	279
(Att/Comp/Int)	42-28-1	30-19-1
Punts-Average	3-42.3	8-39.5
Fumbles-Lost	5-3	0-0
Sacks-Yards	2-16	1-6
Penalties-Yards	4-30	6-65
Time of Possession	34:03	25:57

RUSHING: TEXANS- Slaton 26-120; Turk 1-18; Moats 2-6; Schaub 1-0; Sapp 1-(-3).
PACKERS- Grant 19-104, TD; Rodgers 1-4.

PASSING: TEXANS- Schaub 28-42, 414 yards, 2 TD, INT.
PACKERS- Rodgers 19-30, 295 yards, 2 TD, INT.

RECEIVING: TEXANS- Walter 6-146, TD; Daniels 6-65; A. Johnson 4-55, TD; Leach 3-48; Slaton 3-40; Anderson 3-34; Davis 2-22; Dreessen 1-4.
PACKERS- Driver 3-75; Lee 3-48, TD; Nelson 3-25, TD; Jennings 2-74; Jones 2-20; Martin 2-17; Jackson 2-6; Humphrey 1-22; Grant 1-8.

SUMMARY

The Houston Texans (6-7) traveled to historic Lambeau Field, a first in franchise history, and beat the Green Bay Packers 24-21 in the coldest game in Texans history. Texans QB Matt Schaub returned after missing four weeks with an injury and hit WR Kevin Walter on his second throw of the game for a 58-yard touchdown strike. Midway through the second quarter, Packers QB Aaron Rodgers found TE Donald Lee in the end zone to tie it at 7-7. The Texans answered quickly when K Kris Brown connected on a 30-yard field goal. Brown made a 41-yard attempt in the third to put the Texans ahead 13-7. After a Green Bay touchdown put them up 14-13, Schaub responded with an 11-yard pass to WR Andre Johnson and two-point conversion to go up 21-14. Rodgers hit WR Jordy Nelson to even the score at 21. As time expired, Brown coolly drilled a 40-yard field goal, the 11th game-winner of his career.

GAME #14
TEXANS 13, TITANS 12
RELIANT STADIUM, DECEMBER 14, 2008
ATTENDANCE: 70,831

	1Q	2Q	3Q	4Q	OT	Final
TENNESSEE TITANS	3	3	3	3		12
HOUSTON TEXANS	0	10	0	3		13

TITANS Bironas 26 FG
TEXANS K. Brown 32 FG
TEXANS A. Johnson 13 pass from Schaub (K. Brown kick)
TITANS Bironas 23 FG
TITANS Bironas 51 FG
TEXANS K. Brown 24 FG
TITANS Bironas 34 FG

	TEXANS	TITANS
First Downs	22	14
Total Net Yards	375	281
Net Yards Rushing	107	100
Net Yards Passing	268	181
(Att/Comp/Int)	39-23-0	33-15-1
Punts-Average	6-42.8	5-42.0
Fumbles-Lost	1-1	2-1
Sacks-Yards	3-16	0-0
Penalties-Yards	11-127	7-64
Time of Possession	36:22	23:38

RUSHING: TEXANS- Slaton 24-100; Schaub 4-7; Sapp 1-0.

TITANS- Johnson 13-65; White 8-26; Collins 2-5; McCarreins 1-4.

PASSING: TEXANS- Schaub 23-39, 284 yards, TD.
TITANS- Collins 15-33, 181 yards, INT.

RECEIVING: TEXANS- A. Johnson 11-207, TD; Daniels 4-41; Slaton 3-15; Dreessen 2-9; Walter 2-8; Anderson 1-4.
TITANS- Gage 3-76; Jones 3-51; McCarreins 3-36; Scaife 3-11; Johnson 2-2; Hall 1-5.

SUMMARY

The Texans (7-7) defeated their AFC South rivals, the Tennessee Titans 13-12 for the first time since 2004. WR Andre Johnson led the way with 11 catches for a franchise-record 207 yards and the game's only touchdown. Tennessee struck first with a 26-yard field goal by K Rob Bironas. The Texans bounced back with a 32-yard field goal by K Kris Brown. After a quick stuff by the Texans defense, QB Matt Schaub connected with Johnson on the longest pass of the year for the Texans, a 65-yarder, then hit Johnson for a 13-yard score to go in front 10-3. Just before the half, Bironas connected on 23-yard field goal to bring the score to 10-6 at intermission. Early in the third, Bironas nailed his third field goal of the game from 51 yards out. Brown hit his second field goal of the game, this time from 24 yards, to push the lead to 13-9. Bironas nailed a 34-yarder to bring the Titans within a point. Houston's defense stopped the Titans on a crucial fourth down attempt, and the offense ran out the clock. RB Steve Slaton ran for 100 yards on 24 carries in the game.



HOUSTONTEXANS.COM

2008 SEASON-IN-REVIEW

GAME #15

RAIDERS 27, TEXANS 16
OAKLAND-ALAMEDA COUNTY COLISEUM,
DECEMBER 21, 2008
ATTENDANCE: 43,687

	1Q	2Q	3Q	4Q	OT	Final
HOUSTON TEXANS	7	6	0	3		16
OAKLAND RAIDERS	13	0	14	0		27

RAIDERS Schilens 20 pass from Russell (Janikowski kick)
TEXANS Leach 1 run (K. Brown kick)
RAIDERS Janikowski 33 FG
RAIDERS Janikowski 30 FG
TEXANS K. Brown 53 FG
TEXANS K. Brown 24 FG
RAIDERS Higgins 29 pass from Russell (Janikowski kick)
RAIDERS Higgins 80 punt return (Janikowski kick)
TEXANS K. Brown 40 FG

	TEXANS	RAIDERS
First Downs	17	17
Total Net Yards	324	362
Net Yards Rushing	90	139
Net Yards Passing	234	223
(Att/Comp/Int)	36-19-1	25-18-0
Punts-Average	4-36.8	4-48.5
Fumbles-Lost	2-0	2-1
Sacks-Yards	3-21	1-13
Penalties-Yards	1-15	2-14
Time of Possession	28:31	31:29

RUSHING: TEXANS- Slaton 18-66; Walter 1-13; Schaub 2-10; Leach 1-1, TD.
RAIDERS- Fargas 22-93; McFadden 12-46.

PASSING: TEXANS- Schaub 19-36, 255 yards, INT.
RAIDERS- Russell 18-25, 236 yards, 2 TD.

RECEIVING: TEXANS- Daniels 7-111; Slaton 5-36; A. Johnson 2-19; Walter 2-17; Anderson 1-65; Dreesen 1-4; Leach 1-3.
RAIDERS- McFadden 5-41; Miller 4-70; Higgins 3-56; Schilens 3-52; Lawton 2-13; Fargas 1-4.

SUMMARY

The Texans (7-8) saw their four-game win streak come to an abrupt end at the hands of the Oakland Raiders in a 27-16 loss at the Oakland-Alameda County Coliseum. The Raiders struck early with a 20-yard strike from QB JaMarcus Russell to WR Chaz Schilens on the opening drive. Houston fired back with a scoring drive of their own, capped by FB Vonta Leach's one-yard score. On the Raiders' next drive, K Sebastian Janikowski nailed a 33-yard field goal. The Raiders surprised the Texans with an inside kick, which led to another field goal by Janikowski. Houston responded with a 53-yard field goal by K Kris Brown. After a Raider punt, Brown hit from 24 yards to even the score at 13 heading into the half. It was all Oakland in the second half. WR Johnnie Lee Higgins caught a 29-yard touchdown and returned a punt 80 yards for a score to put Oakland up 27-13. Brown hit a 40-yarder to provide the final margin.

GAME #16

TEXANS 31, BEARS 24
RELIANT STADIUM, DECEMBER 28, 2008
ATTENDANCE: 70,838

	1Q	2Q	3Q	4Q	OT	Final
CHICAGO BEARS	10	0	7	7		24
HOUSTON TEXANS	0	14	7	10		31

BEARS Lloyd 4 pass from Orton (Gould kick)
BEARS Gould 37 FG
TEXANS A. Johnson 43 pass from Schaub (K. Brown kick)
TEXANS A. Johnson 3 pass from Schaub (K. Brown kick)
TEXANS Moats 2 run (K. Brown kick)
BEARS Olsen 1 pass from Orton (Gould kick)
TEXANS K. Brown 22 FG
TEXANS Slaton 2 run (K. Brown kick)
BEARS Orton 1 run (Gould kick)

	TEXANS	BEARS
First Downs	25	21
Total Net Yards	455	294
Net Yards Rushing	127	69
Net Yards Passing	328	225
(Att/Comp/Int)	36-27-0	37-22-0
Punts-Average	4-41.5	6-37.7
Fumbles-Lost	1-1	2-1
Sacks-Yards	2-19	0-0
Penalties-Yards	7-70	2-10
Time of Possession	37:34	22:26

RUSHING: TEXANS- Slaton 20-92, TD; Moats 12-38, TD; Schaub 4- (-3).
BEARS- Forte 13-50; Peterson 3-17; Orton 2-2, TD.

PASSING: TEXANS- Schaub 27-36, 328 yards, 2 TD.
BEARS- Orton 22-37, 244 yards, 2 TD.

RECEIVING: TEXANS- A. Johnson 10-148 yards, 2 TD; Slaton 5-36; Davis 3-58; Daniels 3-37; Moats 3-14; Walter 1-23; Anderson 1-9; Leach 1-3.
BEARS- Hester 6-85; Lloyd 4-34, TD; Olsen 4-30, TD; Forte 3-25; Davis 2-35; Peterson 2-28; Clark 1-7.

SUMMARY

The Texans (8-8) battled back from an early deficit to shatter the playoff hopes of the Chicago Bears 31-24 at Reliant Stadium. Chicago leapt out to a 10-0 lead with a four-yard touchdown pass from QB Kyle Orton to WR Brandon Lloyd and a 37-yard field goal by K Robbie Gould. All-Pro WR Andre Johnson caught touchdowns of 43 and three yards to send Houston to the locker room up 14-10. RB Ryan Moats scored from two yards out in the third quarter to push the lead to 21-10. Orton kept things close with a one-yard scoring pass to TE Greg Olsen. In the fourth quarter, K Kris Brown made a 22-yard field goal and RB Steve Slaton scored from two yards to go up 31-17. A late touchdown run by Orton capped the scoring. Slaton ran for 92 yards in the game to capture the rookie rushing title with a franchise-record 1,282 yards. Johnson caught 10 passes for 148 yards to finish the year with 115 catches for 1,575



HOUSTONTEXANS.COM

HOUSTON TEXANS 2010 SEASON-IN-REVIEW

TEXANS COMPLETE SEASON WITH THEIR BEST RECORD IN TEAM HISTORY

The Houston Texans wrapped up their best season in franchise history, winning their last four games to finish the season 9-7, tied for the fourth best record in the AFC and a tie breaker away from making the NFL's post season. The Texans finished second in their division, which was the highest in team history.

Houston finished with the fourth-best offense in the NFL after gaining a team-record 6,129 yards and scored 388 points, also a team record. Houston's offense gained over 400 yards of offense in eight games, including the last four games of the season. QB **Matt Schaub** became the first Texan to lead the NFL in passing with 4,770 yards. WR **Andre Johnson** led the league with 1,569 receiving yards and lead the NFL in back-to-back seasons for the first time since Jerry Rice did from 1993-95. The combination of Schaub and Johnson was the first combination to lead the league in passing and receiving since Brett Favre and Antonio Freeman of the Green Bay Packers in 1998.

Defensively, Houston finished with the best performance in team history, winding up 13th and yielding a mere 324.9 yards per game. The Texans were led by their linebackers that finished one and two in team tackles. **Brian Cushing**, who was voted the AP Defensive Rookie of the Year, finished with 133 tackles, a team-leading four interceptions, four sacks and 12 tackles for loss. **DeMeco Ryans** finished with 123 tackles and earned his second trip to the Pro Bowl.

Joining Ryans in the Pro Bowl were DE **Mario Williams**, who had 9.0 sacks to lead the team, Cushing, Schaub and Johnson. Schaub finished the Pro Bowl with 189 passing yards and two touchdowns to earn the game's MVP honor.

Next season Houston will face opponents with a combined .547 winning percentage, tying them for the toughest schedule in the NFL. Houston owns the 20th pick in the first round, the lowest the Texans have selected in the first round.

2009 HOUSTON TEXANS SCHEDULE

PRESEASON

Sat., Aug. 15	@ Kansas City	W	16-10
Sat., Aug. 22	New Orleans	L	38-14
Mon., Aug 31	Minnesota #	L	17-10
Fri., Sept. 4	@ Tampa Bay	W	27-20

REGULAR SEASON

Sun., Sept. 13	N.Y. Jets	L	24-7
Sun., Sept. 20	@ Tennessee	W	34-31
Sun., Sept. 27	Jacksonville	L	31-24
Sun., Oct. 4	Oakland	W	29-6
Sun., Oct. 11	@ Arizona	L	28-21
Sun., Oct. 18	@ Cincinnati	W	28-17
Sun., Oct. 25	San Francisco	W	24-21
Sun., Nov. 1	@ Buffalo	W	31-10
Sun., Nov. 8	@ Indianapolis	L	20-17
Sun., Nov. 15	Bye Week		
Mon., Nov. 23	Tennessee #	L	20-17
Sun., Nov. 29	Indianapolis	L	35-27
Sun., Dec. 6	@ Jacksonville	L	23-18
Sun., Dec. 13	Seattle	W	34-7
Sun., Dec. 20	@ St. Louis	W	16-13
Sun., Dec. 27	@ Miami	W	27-20
Sun., Jan. 3	New England	W	34-27

#- Nationally Televised Game



HOUSTONTEXANS.COM

TEXANS 7, JETS 24

RELIANT STADIUM - 9/13 - 70,118

In one of the most anticipated Week 1 matchups in the NFL, the Texans learned that they have a lot to work on in a lopsided 24-7 loss to the New York Jets.

The Jets cruised by the Texans behind 462 total yards of offense, including 190 rushing yards. On the other side of the ball, **Rex Ryan** made his head coaching debut and witnessed his defense hold the Texans' offense scoreless and limit them to 183 yards of offense.

Texans quarterback **Matt Schaub** was pressured most of the afternoon and appeared to be slowed by his left ankle injury. He finished with 166 yards on 18-of-33 passing with an interception.

On the ground, running back **Steve Slaton** had only 17 yards on nine attempts. In one of the few times that the Texans' offense drove inside New York territory, Slaton was tackled and fumbled at the 15-yard line at the end of a slashing 18-yard reception. The Jets recovered the ball to quiet the 70,118 fans in attendance.

The Jets scored first at the end of the first quarter when **Jay Feely** capped a 16-play, 68-yard drive with a 24-yard field goal.

Jets running back **Leon Washington** gained 12 yards on first-and-15 on New York's next drive, but the play was followed by two **Mark Sanchez** incompletions and a punt. On third-and-three from the 27, Sanchez was leveled before throwing by linebacker **Xavier Adibi**, who came up the middle untouched on a blitz.

Slaton's fumble occurred on the next series, when he was hit by cornerback **Donald Strickland**. Defensive end **Mike Devito** recovered the ball and ran seven yards to the New York 22.

The Jets then extended their lead to 10-0 with a 30-yard touchdown pass from Sanchez to wide receiver **Chandi Stuckey**, who was wide open in the middle of the end zone on a busted coverage by the Texans' secondary. The score capped a 10-play, 78-yard drive that ended with about three minutes left to play in the first half.

With 5:18 left in the third quarter, the Texans appeared to generate some momentum. Tight end Owen Daniels caught a 27-yard pass to the Houston 41. On third-and-nine, Schaub found Andre Johnson open for seven yards. Coach **Gary Kubiak** left the offense on the field for fourth-and-two, and Schaub's pass intended for Daniels was broken up by safety Eric Smith to give the Jets' offense possession at the Houston 49.

The Texans scored their only points on a fumble return for a touchdown with 12:18 remaining in the contest. Safety **John Busing** picked off Sanchez's pass and returned it 15 yards before he was tackled and fumbled. Safety **Dominique Barber** recovered the loose ball and scored on a 48-yard return. **Kris Brown**'s extra point made it 17-7.

Houston held the momentum only briefly. Sanchez converted another third down on a 40-yard pass to tight end Dustin Keller to the Houston 33. After a five-yard illegal substitution penalty, Jones scored on a 38-yard run off the right guard.

	1Q	2Q	3Q	4Q	OT	Final
NEW YORK JETS	3	7	7	7		24
HOUSTON TEXANS	0	0	0	7		7

Sacks-Yards	2-21	0-0
Penalties-Yards	6-37	10-80
Time of Possession	21:14	38:46

JETS	Feely 24-yd. field goal
JETS	Stuckey 30-yd. pass from Sanchez (Feely kick)
JETS	T Jones 1 yd. run (Feely kick)
TEXANS	Barber 48-yd. fumble recovery (Brown kick)
JETS	Jones 38-yd. run (Feely kick)

RUSHING: TEXANS- Slaton 9-17; Brown 3-15; Schaub 1-6;

JETS- Jones 20-107, 2 TD; Washington 10-60; Smith 1-15; Sanchez 5-6; Richardson 1-2

PASSING: TEXANS- Schaub 18-33, 166 yards, INT.
JETS- Sanchez 18-33, 272 yards, TD, INT

RECEIVING: TEXANS- Daniels 4-44; Johnson 4-35; Slaton 3-35; Davis 3-14; Leach 2-23; Anderson 1-14; Brown 1-1; Jones 1-0.

JETS- Cotchery 6-90; Keller 4-94; Stuckey 4-64, TD; Washington 4-24

	TEXANS	JETS
First Downs	11	22
Total Net Yards	183	462
Net Yards Rushing	38	190
Net Yards Passing	145	272
(Att/Comp/Int)	33-18-1	31-18-1
Punts-Average	6-44.0	4-41.0
Fumbles-Lost	2-1	2-0



HOUSTONTEXANS.COM

TEXANS 34, TITANS 31

LP FIELD - 9/20 - 69,143

In a game of big plays, the one that sealed victory for the Texans was both bizarre and anti-climactic. It was a fitting end to one of the most chaotic games in Texans history.

Quarterback **Matt Schaub** threw for 357 yards and a career-high four touchdowns to lead the Texans back from a 21-7 second-quarter deficit. Two of those touchdowns went to All-Pro receiver **Andre Johnson**, who caught 10 passes for 149 yards. The deciding score was **Kris Brown's** 23-yard field goal with 2:55 left in the game.

The Texans overcame a monstrous day from Titans running back **Chris Johnson**, who had 197 rushing yards on only 16 carries along with 87 receiving yards. He scored three touchdowns, on runs of 91 and 57 yards and a 69-yard catch.

Before Brown's 23-yard field goal that provided the winning margin, the Texans tied the game at 31 late in the third quarter on a one-yard touchdown catch by tight end **Owen Daniels**. Tennessee had taken a 31-24 lead when Chris Johnson broke loose for a 91-yard touchdown run earlier in the quarter.

It was a repeat of what Johnson did in the first quarter, when the Titans needed only nine plays to score their first 14 points thanks to their speedy running back. On Tennessee's first possession, Johnson ran 57 yards on third-and-19 for his first touchdown run.

Andre Johnson's one-handed 19-yard touchdown catch tied the game at seven in the first quarter. Schaub was a perfect four-of-four on third down on the 14-play, 77-yard scoring drive, completing passes to Johnson, Daniels and Anderson.

On the ensuing drive, Chris Johnson scored again, this time on a 69-yard reception. The Texans didn't put a man on him at the line of scrimmage, and nobody covered him as he ran up the left sideline and caught Collins' pass en route to an easy score. Later Collins connected with receiver Nate Washington to make the score 21-7 in the second quarter.

The Texans wasted no time in beginning their comeback, making it 21-14 on the very next play from scrimmage with Schaub's 72-yard touchdown pass to Johnson. A few plays later, free safety **Eugene Wilson** intercepted Collins at the 42-yard line and returned the ball to the Tennessee 29. Schaub then found Jones for a game-tying 29-yard touchdown pass.

With 10:29 left to play, the Texans turned back the Titans on fourth-and-six from the Houston 33-yard line. The defense also forced a three-and-out on the Titans' next possession, giving Houston the ball at its own 32 with 7:10 left in the game. Schaub then marched the Texans 63 yards in nine plays, the biggest a 44-yard pass to Jones on the first play of the drive, to lead to Brown's deciding field goal. Schaub converted a two-yard quarterback sneak on fourth-and-inches from the Titans' 15-yard line that kept alive the game-winning drive.

	1Q	2Q	3Q	4Q	OT	Final
HOUSTON TEXANS	7	17	7	3		34
TENNESSEE TITANS	14	10	7	0		31

Titans	Johnson 57 yd. run (Bironas kick)
Texans	Johnson 19 yd. pass from Schaub (Brown kick)
Titans	Johnson 69 yd. pass from Collins (Bironas kick)
Titans	Washington 8 yd. pass from Collins (R.Bironas kick)
Texans	Johnson 72 yd. pass from Schaub (K.Brown kick)
Texans	Jones 29 yd. pass from Schaub (Brown kick)
Texans	Brown 38 yd. Field Goal
Titans	Bironas 40 yd. Field Goal
Titans	Johnson 91 yd. run (Bironas kick)
Texans	O.Daniels 1 yd. pass from Schaub (Brown kick)
Texans	Brown 23 yd. Field Goal

	(Att/Comp/Int)	39-25-0	33-21-1
Punts-Average		6-51.8	5-47.8
Fumbles-Lost		3-0	3-1
Sacks-Yards		0-0	1-7
Penalties-Yards		6-40	8-64
Time of Possession		34:03	25:57

RUSHING: TEXANS- Slaton 17-34; Brown 8-25; Schaub 4-4

TITANS- Johnson 16-197, 2 TD; White 6-25; Washington 1-14; Collins 3-4

PASSING: TEXANS- Schaub 25-39, 357 yards, 4 TD.

TITANS- Collins 21-33, 216 yards, 2 TD, INT

RECEIVING: TEXANS- Johnson 10-149 2 TD; Daniels 6-72 TD, Dreessen 3-31; Slaton 3-25; Jones 2-73 TD; Anderson 1-7.

TITANS- Johnson 9-87, TD; Crumpler 4-44; Washington 4-36, TD; Gage 2-27; Brit 2-22.

	TEXANS	TITANS
First Downs	19	19
Total Net Yards	420	449
Net Yards Rushing	63	240
Net Yards Passing	357	209



HOUSTONTEXANS.COM

TEXANS 24, JAGUARS 31

RELIANT STADIUM - 9/27 - 70,083

The Texans were in familiar territory Sunday battling an AFC South rival in a back-and-forth contest. Coach **Gary Kubiak** even told the players at halftime, when the Texans led 21-17, that they were in the same game as a week ago at Tennessee.

The difference though, was that the Texans committed the critical fourth quarter mistake instead of their opponent.

With 2:10 left in the Texans' 31-24 loss to the Jacksonville Jaguars, running back **Chris Brown** rushed off the right tackle on the one-yard line before fumbling into the end zone. The Jaguars recovered the ball and maintained possession once officials upheld the fumble ruling on the field.

Prior to Brown's fumble, which officials upheld after review, wide receiver **Kevin Walter** was penalized on a controversial pass interference call that negated tight end **Joel Dreessen**'s touchdown catch.

Coming off his four touchdown passes at Tennessee, quarterback **Matt Schaub** had a productive day against the Jaguars aside from an interception on the opening drive. He completed 26-of-35 attempts for 300 yards with three touchdowns.

In his regular season debut, Walter had a game-high seven catches for 96 yards and a touchdown.

Trailing 3-0 in the first quarter after Josh Scobee's 52-yard field goal, Schaub connected with wide receiver **Jacoby Jones** on an 18-yard touchdown that helped make the score 7-3.

Jacksonville regained the lead on **David Garrard**'s two-yard touchdown run. Prior to the play, Kubiak challenged a 15-yard touchdown catch by **Ernest Wilford**, who stepped out of bounds prior to crossing the goal line.

With 5:33 left before halftime, Schaub found Walter open for a nine-yard touchdown, which was followed less than a minute later by **Maurice Jones-Drew**'s 61-yard score.

The rapid fire offense continued on the ensuing possession, when Schaub connected with **Steve Slaton**, **Andre Johnson** and **Owen Daniels** for 41 yards. On third-and-goal, Schaub found Daniels open in the end zone to help make the score 21-17, Texans, at halftime.

To begin the second half, the Jaguars marched 83 yards on 10 plays. The Jaguars took a 24-21 lead on Jones-Drew's one-yard touchdown run.

The Texans evened the score thanks to Brown's 27-yard field goal, but the Jaguars answered with a touchdown drive courtesy of Jones-Drew's eight-yard run, which gave the visitors a 31-24 lead early in the fourth quarter.

While the Jaguars carried all the momentum in the fourth quarter, cornerback **Dunta Robinson** revitalized the crowd by forcing a fumble on wide receiver **Mike Sims-Walker**. Linebacker **Zac Diles** recovered the fumble at the Houston 49.

Schaub marched the offense down to the one-yard line before Brown's fumble squashed the Texans' comeback hopes.

	1Q	2Q	3Q	4Q	OT	Final
JACKSONVILLE JAGUARS	3	14	7	7		31
HOUSTON TEXANS	7	14	3	0		24

Jaguars J.Scobee 52 yd. Field Goal

Texans J.Jones 18 yd. pass from M.Schaub (K.Brown kick)

Jaguars D.Garrard 2 yd. run (J.Scobee kick)

Texans K.Walter 9 yd. pass from M.Schaub (K.Brown kick)

Jaguars M.Jones-Drew 61 yd. run (J.Scobee kick)

Texans O.Daniels 2 yd. pass from M.Schaub (K.Brown kick)

Jaguars M.Jones-Drew 1 yd. run (J.Scobee kick)

Texans K.Brown 27 yd. Field Goal

Jaguars M.Jones-Drew 8 yd. run (J.Scobee kick)

Punts-Average	4-42.8	3-35.3
Fumbles-Lost	1-1	1-1
Sacks-Yards	2-14	0-0
Penalties-Yards	5-60	5-40
Time of Possession	29:08	30:52

RUSHING: TEXANS- Slaton 12-76; Brown 8-19; Walter 1-11; Schaub 1-5

JAGUARS- Jones-Drew 23-119, 3 TD; Thomas 2-35; Garrard 5-29; Jennings 1-1

PASSING: TEXANS- Schaub 26-35, 300 yards, 3 TD.

JAGUARS- Garrard 18-30, 214 yards

RECEIVING: TEXANS- Walter 7-96 TD; Daniels 5-38 TD; Johnson 4-86; Slaton 3-37, Leach 3-7, Jones 2-23 TD; Anderson 2-13.

JAGUARS- Sims-Walker 6-81; Jones-Drew 4-28; Holt 3-57; Lewis 1-18; Wilford 1-13; Thomas 1-10; Jennings 1-8; Jones 1- (-1).

	TEXANS	JAGUARS
First Downs	23	23
Total Net Yards	397	398
Net Yards Rushing	111	184
Net Yards Passing	286	214
(Att/Comp/Int)	35-26-1	30-18-0



HOUSTONTEXANS.COM

TEXANS 29, RAIDERS 6

RELIANT STADIUM - 10/4 - 70,291

The Texans won their first home game of the season by a 29-6 margin over the Oakland Raiders.

It was the most complete performance of the season by the Texans' defense, which limited the visitors to 165 net yards of offense, including only 45 on the ground, and two third down conversions on 15 attempts.

It was a gutsy performance by the defense, which had three new starters in safeties **Dominique Barber** and **Bernard Pollard** and cornerback **Glover Quin**. Barber replaced free safety **Eugene Wilson**, who was sidelined with flu-like symptoms.

In the first quarter, WR **Andre Johnson** had a big 62-yard gain set up K **Kris Brown** for a 26-yard field goal to give Houston an early 3-0 lead.

On the Raiders' second possession, defensive tackle **Amobi Okoye** sacked quarterback **JaMarcus Russell** for a five-yard loss on second down. Linebacker **DeMeco Ryans** then stopped running back Michael Bush for a one-yard loss on third-and-long to force Oakland's second punt.

Oakland's offense returned to the field less than a minute later after Texans RB **Steve Slaton** fumble was recovered by **Matt Shaughnessy**. **Sebastian Janikowski's** 46-yard field goal capped a five-play, 15-yard scoring drive.

Texans QB **Matt Schaub** completed another long pass on the next series, connecting with **Kevin Walter** for 41 yards to the Oakland 24. Four plays later, Brown's 34-yard field goal gave the Texans a 6-3 lead early in the second quarter.

The Texans extended their lead when Slaton rushed in for a 32-yard touchdown on a delayed handoff. On the drive, Slaton and running back **Ryan Moats** totaled 67 yards on five carries on the drive.

A career-long 44-yard catch by tight end **Owen Daniels** to the Oakland 17 set up Slaton's second touchdown of the game on an 18-yard screen pass. Slaton lined up wide left and followed blocks by Johnson, **Duane Brown** and **Kasey Studdard** into the end zone.

Raiders first-round pick **Darrius Heyward-Bey** responded with an 18-yard catch and 20-yard end around to move Oakland into Houston territory. On fourth-and-nine at the 35-yard line, Russell completed a 19-yard pass to rookie wide receiver **Louis Murphy**. Four plays later, Janikowski booted a 33-yard field goal that made the score 20-6 with 2:05 left before halftime.

With 10:29 remaining in the third quarter, the Texans collected their first takeaway on a fumble recovery by defensive end **Antonio Smith**. Ryans tackled Bush and forced the fumble at the Oakland 41. Four plays later, **Matt Turk's** punt was downed at the one-yard line by **Andre Davis**.

On the first play, LB **Brian Cushing** shot through a gap to wrestle down RB **Justin Fargas** in the end zone to make the score 22-6 with 8:53 left in the third quarter. On the ensuing kick return, **Jacoby Jones** sprinted through the middle of Oakland's coverage team to score on a 95-yard touchdown.

Defensive end **Mario Williams** forced the Raiders' second turnover with 10:15 left in the game when he sacked Russell at the Oakland 20 and ripped the ball away. Rookie defensive end **Connor Barwin** recovered for no gain to maintain the Texans 23-point lead.

	1Q	2Q	3Q	4Q	OT	Final
OAKLAND RAIDERS	3	3	0	0		6
HOUSTON TEXANS	3	17	9	0		29

Texans K.Brown 26 yd. Field Goal

Raiders S.Janikowski 46 yd. Field Goal

Texans K.Brown 34 yd. Field Goal

Texans S.Slaton 32 yd. run (K.Brown kick)

Texans S.Slaton 18 yd. pass from M.Schaub (K.Brown kick)

Raiders S.Janikowski 33 yd. Field Goal

Texans J.Fargas tackled in end zone by B.Cushing for a Safety

Texans J.Jones 95 yd. kickoff return (K.Brown kick)

	TEXANS	RAIDERS
First Downs	16	8
Total Net Yards	329	165
Net Yards Rushing	120	42
Net Yards Passing	209	120
(Att/Comp/Int)	22-11-1	33-12-0

Punts-Average	7-35.7	8-53.4
Fumbles-Lost	2-1	3-3
Sacks-Yards	4-15	2-8
Penalties-Yards	1-5	9-60
Time of Possession	34:13	25:47

RUSHING: TEXANS- Slaton 21-65, TD; Moats 15-56; Schaub 5-(-1)

RAIDERS- Fargas 10-24; Heyward-Bey 1-20; Bush 3-10; Russell 1-1; McFadden 6-(-3); Murphy 1-(-7)

PASSING: TEXANS- Schaub 11-22, 224 yards, TD
RAIDERS- Russell 12-33, 128 yards

RECEIVING: TEXANS- Johnson 2-66; Daniels 2-48; Slaton 2-24, TD; Anderson 2-22; Walter 1-41; Dreessen 1-17; Jones 1-6

RAIDERS- Murphy 3-34; Miller 3-33; Watkins 2-20; Heyward-Bey 1-18; Fargas 1-14; McFadden 1-5; Bush 1-4



HOUSTONTEXANS.COM

TEXANS 21, ARIZONA 28

UNIV. OF PHOENIX STADIUM -10/11 - 61,819

The Texans were on the verge of their biggest comeback victory in team history until the final minute of their 28-21 loss Sunday to the Arizona Cardinals.

After entering halftime with a 21-0 deficit, the Texans evened the score at 21-21 with 4:15 left in the game behind a physical 17-yard touchdown grab by **Andre Johnson**, who had a game-high eight catches for 101 yards and two scores.

Arizona regained the lead on the Texans' ensuing possession, when cornerback **Dominique Rodgers-Cromartie** intercepted **Matt Schaub**'s pass to wide receiver **Kevin Walter** and returned it 49 yards for a touchdown.

A 63-yard kickoff return by **André Davis** put Houston back in scoring range, but the Texans' potential game-tying drive stalled at the one-yard line after running back **Steve Slaton** gained five yards on a shovel pass.

With three tries from within a yard of the goal line, running back **Chris Brown** was stopped twice on second and fourth down, while a third down pass to tight end **Joel Dreessen** was ruled incomplete at the back of the end zone. Arizona took over on downs and ran out the rest of the game clock.

With a Texans' ground game that averaged only 2.1 yards per carry, Schaub attempted a career-high 50 passes with a career-high 35 completions for 371 yards. He completed throws to nine different players.

Defensively, the Texans forced only two punts in the first half, but Arizona punted on all five of their second half possessions except for their final series.

Trailing 7-0 with 2:35 left in the first quarter, the Texans recorded their only takeaway when safety **Eugene Wilson** tackled wide receiver **Anquan Boldin** and forced a fumble at the Houston two-yard line. Linebacker **DeMeco Ryans** recovered the fumble and returned it 29 yards. After review, officials confirmed the ruling on the field. Johnson then caught a pass for 21 yards and running back Slaton gained 24 yards on three carries before **Kris Brown**'s 35-yard field goal attempt was blocked by defensive end **Calais Campbell**.

Arizona extended their lead in the second quarter thanks to quarterback **Kurt Warner**'s deft touch. He completed five passes for 66 yards on the scoring drive. An eight-yard pass interference penalty on cornerback **Jacques Reeves** set up Warner's nine-yard touchdown pass to wide receiver **Larry Fitzgerald**, which made the score 14-0 with 1:44 left before halftime. Less than a minute later, after a quick three-and-out by Houston, Arizona began from the Houston 48 following **Matt Turk**'s 29-yard punt. Warner found Fitzgerald open on a 26-yard touchdown pass to extend the Cardinals' lead to 21-0.

Midway through the third quarter, Schaub led the Texans on a 10-play, 64-yard scoring drive. He completed four passes for 42 yards, and Brown scored on a one-yard dive to help cut the Cardinals' lead to 21-7.

A 27-yard pass to tight end **Owen Daniels**, followed by Slaton's 23-yard catch-and-run, gave Houston a first down at the Arizona 27. A 15-yard catch by wide receiver David Anderson on third-and-eight moved Houston to the 10-yard line. Johnson's weaving 11-yard touchdown catch on a screen made the score 21-14 after Brown's extra point.

	1Q	2Q	3Q	4Q	OT	Final
HOUSTON TEXANS	0	0	7	14		21
ARIZONA CARDINALS	7	14	0	7		28

Cardinals T.Hightower 1-yd. run (N.Rackers kick)

Cardinals L.Fitzgerald 9-yd. pass from K.Warner (N.Rackers kick)

Cardinals L.Fitzgerald 26-yd. pass from K.Warner (N.Rackers kick)

Texans C.Brown 1-yd. run (K.Brown kick)

Texans A.Johnson 11-yd. pass from M.Schaub (K.Brown kick)

Texans A.Johnson 17-yd. pass from M.Schaub (K.Brown kick)

Cardinals D.Rodgers-Cromartie 49-yd. INT ret. (N.Rackers kick)

	TEXANS	CARDINALS
First Downs	23	19
Total Net Yards	416	340
Net Yards Rushing	45	44

Net Yards Passing	371	296
(Att/Comp/Int)	50-35-1	38-26-0
Punts-Average	5-40.0	7-50.9
Fumbles-Lost	1-0	1-1
Sacks-Yards	0-0	1-6
Penalties-Yards	6-53	7-40
Time of Possession	33:25	26:35

RUSHING: TEXANS- Slaton 13-39; Schaub 3-5; Brown 4-2, TD; Walter 1- (-1)

CARDINALS- Wells 7-24; Hightower 6-17, TD; Boldin 1-3; Warner 2-0

PASSING: TEXANS- Schaub 35-50, 371 yards, 2 TD

CARDINALS- Warner 26-38, 302, 2 TD

RECEIVING: TEXANS- Johnson 8-101, 2 TD; Daniels 8-94; Slaton 6-59; Walter 4-37; Anderson 3-32; Leach 3-31; Brown 1-9; Dreessen 1-4; Jones 1-4

CARDINALS- Boldin 7-81; Fitzgerald 5-79 2 TD; Hightower 5-30; Breaston 4-66; Urban 4-41; Becht 1-5



HOUSTONTEXANS.COM

TEXANS 28, BENGALS 17

PAUL BROWN STADIUM - 10/18 - 64,019

The Texans put together a 60-minute effort, and the result was a convincing road victory that moved their record to 3-3. Behind a huge game from quarterback **Matt Schaub** and a stout performance from an improving defense, the Texans led for almost the entirety of their 28-17 victory over the Cincinnati Bengals.

Schaub threw for 392 yards and four touchdowns, including two to tight end **Owen Daniels**. The others went to running back **Steve Slaton** and wide receiver **Jacoby Jones**.

Rookie linebacker **Brian Cushing** had the best game of his promising young career, tallying nine tackles, two forced fumbles and a game-clinching interception. In the second half, **Frank Bush**'s defense held the Bengals scoreless and allowed just 78 total yards. They gave up only six yards in the third quarter.

The Texans forced the Bengals into five three-and-outs on 13 possessions, and they shut down **Cedric Benson**, the NFL's leading rusher. Benson scored in the second quarter but gained just 44 yards on 16 carries (2.8 avg.).

The Texans gained 472 yards of offense. Slaton had 102 yards receiving and 43 rushing, and Andre Johnson had a game-high 135 receiving yards.

The Texans' offensive explosion started on their first play from scrimmage, when **Andre Johnson** picked up 59 yards on a screen pass. **Kris Brown**'s 28-yard field goal attempt was blocked, but the Texans scored on their next possession with a 12-yard touchdown pass from Schaub to Daniels.

The Bengals scored all 17 of their points in the second quarter. Their first points came on a 10-yard touchdown run by Benson early in the period, which tied the game at seven.

On the ensuing drive, Slaton put the Texans back on top with a 38-yard touchdown off of a screen pass. After Slaton caught the pass in the left flat, left tackle **Duane Brown** threw a block near the line of scrimmage that sprang him to daylight.

With less than a minute before halftime, the Bengals tied it again with an eight-yard touchdown pass from quarterback **Carson Palmer** to wide receiver **Laveranues Coles**. Schaub was then picked off by cornerback **Chris Crocker** at the Cincinnati 41-yard line with 18 seconds left in the half. Crocker's 18-yard return set up a 50-yard field goal by **Shayne Graham** on the last play of the first half, which put the Bengals up 17-14.

That was the Bengals' only lead of the game, and it didn't last long. Four minutes into the third quarter, the Texans went ahead on Schaub's third touchdown pass of the game. It was a 23-yard strike to Jones, who was wide open in the end zone after a play-action fake.

After that three-and-out, the Texans drove 66 yards to extend their lead to 28-17 with a spectacular one-handed touchdown catch by Daniels from seven yards out.

With 3:37 left in the game, the Bengals got the ball at their own 20-yard line. They reached the Texans' 26-yard line at the two-minute warning, but Cushing ended Cincinnati's comeback hopes with an interception at the 11-yard line. The Texans kneeled out the remaining time on the clock to walk away with the victory.

	1Q	2Q	3Q	4Q	OT	Final
HOUSTON TEXANS	7	7	14	0		28
CINCINNATI BENGALS	0	17	0	0		17

Texans O.Daniels 12 yd. pass from M.Schaub (K.Brown kick)

Bengals C.Benson 10 yd. run (S.Graham kick)

Texans S.Slaton 38 yd. pass from M.Schaub (K.Brown kick)

Bengals L.Coles 8 yd. pass from C.Palmer (S.Graham kick)

Bengals S.Graham 50 yd. Field Goal

Texans J.Jones 23 yd. pass from M.Schaub (K.Brown kick)

Texans O.Daniels 7 yd. pass from M.Schaub (K.Brown kick)

	TEXANS	BENGALS
First Downs	26	14
Total Net Yards	472	296
Net Yards Rushing	87	46

Net Yards Passing	385	250
(Att/Comp/Int)	40-28-1	35-23-1
Punts-Average	5-35.0	7-47.9
Fumbles-Lost	3-1	2-2
Sacks-Yards	2-7	1-9
Penalties-Yards	7-60	4-45
Time of Possession	36:15	23:45

RUSHING: TEXANS- Brown 9-45; Slaton 19-43; Schaub 3-(-1)

BENGALS- Benson 16-44 TD; Palmer 1-2

PASSING: TEXANS- Schaub 28-40, 392 yards, 4 TD

BENGALS- Palmer 23-35, 259, TD

RECEIVING: TEXANS- Johnson 8-135; Daniels 7-78, 2 TD; Slaton 6-102, TD; Walter 3-29; Jones 2-29 TD; Anderson 1-12; Leach 1-7

BENGALS- Caldwell 6-57; Ochocinco 5-103; Coles 4-40, TD; Coats 4-32; Benson 2-1; Henry 1-20; Foschi 1-6.



HOUSTONTEXANS.COM

TEXANS 24, 49ERS 21

RELIANT STADIUM - 10/25 - 70,820

The Texans showed the resolve of a veteran team Sunday by shutting down the San Francisco 49ers' comeback attempt in a 24-21 win at Reliant Stadium.

After a nearly flawless first half, the Texans saw their 21-0 halftime lead whittled to three points in the fourth quarter. But on the 49ers' potential game-winning drive, safety **Eugene Wilson** picked off quarterback Alex Smith with 36 seconds on the game clock to preserve Houston's fourth win of the season.

The Texans' defense limited the 49ers to only 50 total net yards of offense in the first half, but San Francisco responded behind Smith, who replaced starter **Shaun Hill** in the third quarter. Smith finished with 206 passing yards and three touchdowns to tight end **Vernon Davis**.

Quarterback **Matt Schaub** continued his excellent play by completing 20-of-30 passes for 264 yards with two touchdowns. Pro Bowler **Andre Johnson** saw blanket coverage all game, which opened up opportunities for Pro Bowl tight end **Owen Daniels**, who caught seven passes for a game-high 123 yards and one touchdown. Running back **Steve Slaton** chipped in with four catches for 22 yards and a touchdown, while gaining 67 yards on 18 carries with a score.

With 6:38 left in the first quarter, the Texans began their third drive from their 39-yard line. Daniels snagged a 31-yard pass in the middle of the field before wide receiver **Kevin Walter**'s nine-yard catch to the San Francisco 21. On third-and-five from the 25-yard line, Daniels' 12-yard catch moved the chains and set up Slaton's one-yard touchdown run.

Johnson caught his first pass of the game on an 18-yard strike from Schaub on third-and-12 from the Houston 26. Four plays later, the Texans punted, but wide receiver Arnaz Battle muffed the catch at the 10-yard line, where **Andre Davis** recovered the fumble. Two plays later, Slaton caught a screen pass and avoided two defenders to score a nine-yard touchdown.

The offense returned to the field with 6:46 left before halftime. Schaub's 42-yard pass to Daniels on a perfectly executed play action fake extended the Texans' lead to 21-0.

On the opening drive of the third quarter, Smith completed his first pass to rookie **Michael Crabtree** for 17 yards to the Houston 48. Later, Smith put San Francisco on the scoreboard with a 29-yard touchdown pass to Davis.

The 49ers moved 66 yards on 10 plays, after they recovered a Slaton fumble, to cut their deficit to seven points. On third-and-seven from the Houston 31, wide receiver **Josh Morgan** caught a 17-yard pass across the middle. On the next play, Davis made a 14-yard touchdown reception to make the score 21-14.

On the next Houston possession, Kris Brown nailed the 50-yard field goal, though, making the score 24-14 with 7:16 left in the game.

In response, Smith led the 49ers 73 yards on seven plays over 3:33 and completed a 23-yard touchdown pass to Davis with 3:43 left in the game.

	1Q	2Q	3Q	4Q	OT	Final
SAN FRANCISCO 49ERS	0	0	7	14		21
HOUSTON TEXANS	7	14	0	3		24

Texans	S.Slaton 1 yd. run (K.Brown kick)
Texans	S.Slaton 9 yd. pass from M.Schaub (K.Brown kick)
Texans	O.Daniels 42 yd. pass from M.Schaub (K.Brown kick)
49ers	V.Davis 29 yd. pass from A.Smith (J.Nedney kick)
49ers	V.Davis 14 yd. pass from A.Smith (J.Nedney kick)
Texans	K.Brown 50 yd. Field Goal
49ers	V.Davis 23 yd. pass from A.Smith (J.Nedney kick)

	TEXANS	49ERS
First Downs	18	17
Total Net Yards	336	297
Net Yards Rushing	90	59

Net Yards Passing	246	238
(Att/Comp/Int)	30-20-0	33-21-1
Punts-Average	5-37.2	5-48.2
Fumbles-Lost	1-1	1-1
Sacks-Yards	2-13	2-18
Penalties-Yards	7-77	11-65
Time of Possession	30:29	29:31

RUSHING: TEXANS- Slaton 18-67; Brown 4-14; Schaub 5-9

49ERS- Gore 13-32; Smith 2-16; Morgan 1-6; Coffee 2-3; Hill 1-2

PASSING: TEXANS- Schaub 20-30, 264 yards, 2 TD
49ERS- Smith 15-22, 206 yards 3 TD; Hill 6-11, 45

RECEIVING: TEXANS- Daniels 7-123, TD; Slaton 4-22, TD; Walter 3-29; Johnson 2-62; Anderson 2-10; Davis 1-14; Brown 1-4
49ERS-Davis 7-93, 3 TD; Crabtree 5-56; Morgan 4-62; Bruce 2-23; Gore 2-15; Walker 1-2



HOUSTONTEXANS.COM

TEXANS 31, BILLS 10

RALPH WILSON STADIUM - 11/1 - 69,790

The Texans overcame a mistake-filled first quarter to beat the Buffalo Bills with stout defense and a breakout performance by running back **Ryan Moats**.

The Texans never led in the first three quarters, but they pulled away late with three fourth-quarter rushing touchdowns from Moats. Houston dominated the time of possession, holding the ball for more than 39 minutes, and is now 5-3 for the first time in team history after a 31-10 victory at Ralph Wilson Stadium.

Moats got the bulk of the Texans' carries after **Steve Slaton** lost a fumble in the first quarter. He wound up with 23 attempts for 126 yards and three touchdowns, all career-highs, and became the first player in club history with three touchdowns in a game.

Just about everything that could go wrong in the first quarter did for the Texans. They had two penalties and three turnovers, one on Slaton's fumble and two on interceptions by quarterback **Matt Schaub**. **Owen Daniels**, who came into the game leading all NFL tight ends in receiving yards, was injured on the Texans' second drive and did not return.

Bills rookie safety **Jairus Byrd** was on the receiving end of both of Schaub's first quarter interceptions. Buffalo needed only one play to turn the second one into seven points, scoring a touchdown on a 29-yard end around by wide receiver **Terrell Owens** late in the first quarter.

The Texans trimmed the Bills' lead to 7-3 on a 42-yard field goal by **Kris Brown** early in the second quarter. Brown added another field goal from 22 yards out with 2:21 left in the first half to bring the Texans to within a point. That field goal came after the Texans drove 86 yards, their longest scoring drive of the season.

The offense followed suit in the second half, outgained the Bills 123-19 in the third quarter. On their first possession, they seamlessly drove 72 yards, keyed by a 36-yard catch by **Jacoby Jones**, to set up Brown's third field goal of the game. The 26-yard kick made the score 10-9.

The Texans continued their offensive surge by taking the lead for the first time on Moats' first touchdown run, an 11-yarder early in the fourth quarter. Johnson caught a pass in the back of the end zone for a two-point conversion, which put the Texans up 17-10.

On the second play of the Bills' following possession, QB **Ryan Fitzpatrick** was under pressure from defensive end **Antonio Smith**, who had a sack earlier in the game. Fitzpatrick heaved a desperation pass down the field, and CB **Jacques Reeves** picked it off at the Texans' 30-yard line. Ten plays and 66 yards later, the Texans went ahead 31-10 on Moats' third touchdown, a three-yard run with 3:34 left to play.

The Bills gained 54 of their 77 second-half yards on their next possession, but LB **Brian Cushing** ended their scoring chance with his interception at the Texans' 25-yard line. Schaub took a knee three times to run the final two minutes off the clock and end the game.

	1Q	2Q	3Q	4Q	OT	Final
HOUSTON TEXANS	0	6	3	22		31
BUFFALO BILLS	7	3	0	0		10

Bills	T.Owens 29 yd. run (R.Lindell kick)
Texans	K.Brown 42 yd. Field Goal
Texans	K.Brown 22 yd. Field Goal
Bills	R.Lindell 21 yd. Field Goal
Texans	K.Brown 26 yd. Field Goal
Texans	R.Moats 11 yd. run (M.Schaub-A.Johnson pass)
Texans	R.Moats 1 yd. run (K.Brown kick)
Texans	R.Moats 3 yd. run (K.Brown kick)

Punts-Average	1-39.0	6-48.0
Fumbles-Lost	1-1	0-0
Sacks-Yards	2-15	2-10
Penalties-Yards	5-45	4-36
Time of Possession	39:08	20:52

RUSHING: TEXANS- Moats 23-126, 3 TD; Brown 7-22; Jones 1-17; Walter 1-13; Schaub 7-7; Slaton 1-1
BILLS- Lynch 9-43; Owens 1-29 TD; Jackson 9-28; Jenkins 1-(-3)

PASSING: TEXANS- Schaub 25-34-2, 268 yards
BILLS- Fitzpatrick 15-23-2, 117 yards

RECEIVING: TEXANS- Johnson 6-63; Walter 4-29; Anderson 3-51; Moats 2-25; Casey 2-14; Leach 2-11; Slaton 2-10; Brown 2-7; Jones 1-36; Daniels 1-22
BILLS- Owens 5-39; Reed 3-29; Lynch 3-6; Evans 2-29; Fine 1-9; Johnson 1-5

	TEXANS	BILLS
First Downs	24	9
Total Net Yards	439	204
Net Yards Rushing	186	97
Net Yards Passing	253	107
(Att/Comp/Int)	34-25-2	23-15-2



HOUSTONTEXANS.COM

TEXANS 17, COLTS 20

LUCAS OIL STADIUM - 11/8 - 66,033

Kicker **Kris Brown** missed wide left on a 42-yard field goal attempt as time expired, and the Texans remain winless in Indianapolis after a 20-17 loss to the undefeated Colts.

Beginning with Brown's long field goal at the end of the first half, the Texans scored 17 unanswered points to overcome a 13-point deficit. They took the lead for the first time on a one-yard touchdown run by **Steve Slaton** early in the fourth quarter. Five minutes later, Colts running back Joseph Addai put Indianapolis back on top for good with a two-yard touchdown run.

Wide receiver **Andre Johnson** had 10 catches for 103 yards in the losing effort. Quarterback **Matt Schaub** threw for 311 yards and a touchdown but was picked off twice. The Texans had the ball for 34:33 but lost the turnover battle 3-2 and were penalized 13 times for 103 yards.

Indianapolis stormed out to a 13-0 lead using a no-huddle offense. **Peyton Manning** threw 25 passes in the first quarter and finished the game 34-of-50 for 318 yards. He had one touchdown, a seven-yarder to Addai that put the Texans down 7-0 in the first quarter. The Colts added field goals by kicker Matt Stover on their next two possessions.

The Texans didn't pick up a first down until midway through the second quarter on a six-yard carry by **Ryan Moats**. Ten plays later, Moats fumbled at the Colts' one-yard line as he was falling out of bounds after a nine-yard catch. Moats initially was ruled down, but Colts head coach **Jim Caldwell** threw his red challenge flag as the Texans lined up for their next play coming out of the two-minute warning.

Houston safety **Bernard Pollard** prevented Indianapolis from capitalizing on the turnover by picking off Manning at the Texans' 14-yard line. His 36-yard return to midfield set up for Brown's 56-yard field goal at the end of the first half.

Thanks to Brown and their defense, the Texans only trailed by 10 at halftime despite being outgained 264-99 and being flagged for nine penalties.

Schaub and the offense started the second half with a 12-play, 86-yard scoring drive that ended with a one-yard touchdown catch by Moats. It cut the Colts' lead to 13-10.

After the touchdown, the Texans' defense forced a three-and-out. Schaub then found Jacoby Jones for a 45-yard pass that led to Slaton's touchdown run, which gave the Texans a 17-13 lead.

On the Colts' ensuing drive, Pollard thwarted another Indianapolis scoring threat with his second interception of the game. The Colts tried a wide receiver pass with Reggie Wayne on an end around, and Pollard snared it at the Texans' 24-yard line.

The Texans were unable to pick up a first down and punted back to the Colts. Eight plays and 61 yards later, Indianapolis took back the lead with Addai's two-yard touchdown run.

Schaub led the Texans on a furious last-minute drive, completing passes to five different receivers and moving the offense 61 yards in 11 plays.

With one second remaining, Schaub spiked the ball at the Indianapolis 24-yard line to stop the clock. Brown came on for the game-tying field goal attempt. It had plenty of distance but sailed wide left to end the game.

	1Q	2Q	3Q	4Q	OT	Final
HOUSTON TEXANS	0	3	7	7		17
INDIANAPOLIS COLTS	10	3	0	7		20

Colts Addai 7 yd. pass from Manning (Stover kick)

Colts Stover 22 yd. Field Goal

Colts Stover 37 yd. Field Goal

Texans Brown 56 yd. Field Goal

Texans Moats 1 yd. pass from Schaub (Brown kick)

Texans Slaton 1 yd. run (K.Brown kick)

Colts Addai 2 yd. run (M.Stover kick)

	TEXANS	COLTS
First Downs	22	27
Total Net Yards	382	378
Net Yards Rushing	81	72
Net Yards Passing	301	306
(Att/Comp/Int)	43-32-2	51-34-2

Punts-Average	4-43.5	3-32.7
Fumbles-Lost	1-1	1-0
Sacks-Yards	2-10	2-12
Penalties-Yards	13-103	4-40
Time of Possession	34:33	25:27

RUSHING: TEXANS- Moats 16-38; Brown 7-22;

Schaub 3-21; Slaton 6-17, TD; Jones 1-5

COLTS- Addai 14-63, TD; Clark 1-4; Simpson 2-3; Manning 1-2

PASSING: TEXANS- Schaub 32-43-2, 311 yards, TD, 2 INT
COLTS- Manning 34-50-1, 318 yards, TD, INT; Wayne 0-1, 0 yards, INT

RECEIVING: TEXANS- Johnson 10-103; Walter 5-67; Jones 4-67; Anderson 3-19; Moats 3-15, TD; Slaton 3-12; Dreessen 2-15, Hill 1-9; Leach 1-4

COLTS- Clark 14-119; Wayne 8-64; Garcon 5-60; Addai 5-49, TD; Collie 2-26



HOUSTONTEXANS.COM

TEXANS 17, TITANS 20

RELIANT STADIUM - 11/23 - 71,153

With a chance to tie the game on a 49-yard field goal attempt, **Kris Brown's** kick missed wide left with six seconds left on the game clock. The result was a 20-17 loss to the Tennessee Titans in front of a record 71,153 fans at Reliant Stadium.

It was a heartbreaking end to a thrilling game between fierce division rivals. Quarterback **Matt Schaub** finished with 305 yards on 25-of-39 passing with two touchdowns and no interceptions, while wide receiver Andre Johnson caught four passes for 78 yards and a touchdown.

Defensively, the Texans limited running back **Chris Johnson** from any huge gains, but the NFL's leading rusher still managed 151 yards on 29 carries (5.2 avg.). Houston did have trouble containing quarterback **Vince Young's** scrambling as he rushed for 73 yards on 11 carries to go with 116 passing yards and a score. Young's 12-yard scramble on third-and-three from the Tennessee 48 put kicker **Rob Bironas** in position for the 52-yard game-winning field goal.

Schaub took the Texans second possession down the field, completing his next three throws for 29 yards before his four-yard touchdown on a shovel pass to running back Steve Slaton.

Down 7-0, Young responded by leading the Titans on a nine-play, 75-yard scoring drive. His 13-yard touchdown pass to rookie Kenny Britt evened the score with 12:50 left in the first half.

Schaub found **Andre Johnson** open for a 12-yard touchdown to cap the six-play drive over 2:53 ton the next Texans possession.

Before halftime, Young drove the Titans 75 yards on eight plays and handed off to running back **LenDale White** for a one-yard touchdown. Bironas' extra point tied the score with 54 seconds left.

On the opening drive of the second half, the Titans drove deep into Houston territory when Young scrambled before fumbling off his knee at the 16-yard line. Safety **Bernard Pollard** recovered the loose ball for no gain. The Texans put together a six play drive that resulted in Brown missing from 49-yards out.

Tennessee moved into Houston territory after a six-yard scramble by Young, who just missed his second giveaway a play earlier when his pass was dropped by Texans CB **Dunta Robinson**. Later, Young scrambled 12 yards on third down to the 35-yard line. Bironas' 50-yard field goal gave the Titans a 17-14 lead with 2:49 left in the third quarter.

The Texans tied it up with Brown's 26-yard field goal late in the third quarter. Johnson caught a 49-yard play action pass to the Titans' eight-yard line to set up the score.

With a chance to take the lead with 5:14 left in the game, Schaub led the offense to midfield before Slaton dropped a short pass on third-and-10. **Matt Turk's** punt pinned Tennessee at its six-yard line.

A 15-yard yard horse collar penalty on safety **John Busing** gave the Titans a first down at the 24-yard line. On third-and-three from the Houston 48, Young scrambled left 12 yards for a first down. Four plays later, Bironas' 53-yard field goal attempt split the uprights with 47 seconds left in the game.

With the ball at the 38-yard line, Schaub completed consecutive passes to Anderson for 25 yards to the Titans' 37-yard line before the Texans called a 30-second timeout with 21 seconds remaining in the game. Wide receiver Kevin Walter snagged a six-yard catch on the next play. After Schaub spiked the ball, he dove forward to center the ball at the 30-yard line, where Brown's 49-yard field goal attempt missed wide left.

	1Q	2Q	3Q	4Q	OT	Final
TENNESSEE TITANS	0	14	3	3		20
HOUSTON TEXANS	7	7	3	0		17

Punts-Average	5-47.2	4-44.0
Fumbles-Lost	0-0	1-1
Sacks-Yards	4-22	0-0
Penalties-Yards	7-72	5-25
Time of Possession	27:41	32:19

Texans- Slaton 3 yd. pass from Schaub (Brown kick)

Titans- Britt 13 yd. pass from Young (Bironas kick)

Texans- Johnson 12 yd. pass from Schaub (Brown kick)

Titans- White 1 yd. run (Bironas kick)

Titans- Bironas 50 yd. Field Goal

Texans- Brown 26 yd. Field Goal

Titans- Bironas 53 yd. Field Goal

RUSHING: TEXANS- Brown 11-36; Slaton 5-21;

Schaub 1-0

TITANS- Johnson 29-151; Young 11-73; Whitw 2-4, TD

PASSING: TEXANS- Schaub 25-39-0, 305 yards, 2 TD

TITANS- Young 12-22, 116 yards, TD

	TEXANS	TITANS
First Downs	17	22
Total Net Yards	340	344
Net Yards Rushing	57	228
Net Yards Passing	283	116
(Att/Comp/Int)	39-25-0	22-12-0

RECEIVING: TEXANS- Anderson 5-52; Slaton 5-42, TD; Johnson 4-78, TD; Walter 4-46; Brown 3-17; Casey 2-33; Dreessen 1-23; Leach 1-14

TITANS- Britt 4-42, TD; Scaife 4-38; Crumpler 2-18; Washington 1-14; Hall 1-4



HOUSTONTEXANS.COM

TEXANS 27, COLTS 35

RELIANT STADIUM - 11/29 - 70,990

The Texans could not hold onto a double digit lead against the Indianapolis Colts at Reliant Stadium losing 35-27. The 70,990 fans in attendance witnessed the Texans' 17-point first half lead evaporate when the Colts went on a 35-3 run to finish the game.

Quarterback **Matt Schaub** completed his first nine passes, including a seven-yard touchdown pass to fullback Vonta Leach on a perfectly executed play action fake with 8:25 left in the first quarter. Schaub's first incompletion didn't come until early in the second quarter, when the Texans held a 14-0 lead.

Looking to capitalize off an interception by linebacker **Brian Cushing**, Schaub threw 29 yards to **Andre Johnson** on a double move. Johnson caught the pass in the end zone, but the ball was jarred loose when he hit the ground. The play was reviewed, and officials upheld the ruling on the field of an incomplete pass.

Six plays later, **Kris Brown** lined up for a 35-yard field goal that sailed over the left crossbar to give the Texans a 17-0 lead with 10:49 left in the first half.

Defensive end **Antonio Smith** was penalized 15 yards for roughing the passer, which was his second 15-yard penalty in the game, and quarterback **Peyton Manning** threw a nine-yard touchdown pass to Pierre Garcon to cut the lead to 17-7 in the second quarter.

Houston entered the locker room at halftime up 20-7 after Brown kicked a 33-yard field goal on the ensuing drive and rookie **Brice McCain** intercepted Manning with seven seconds on the first-half clock.

In perhaps the most controversial penalty of the game, officials flagged cornerback **Jacques Reeves** for holding on a pass that sailed well beyond **Pierre Garcon**. The play moved the Colts 43 yards to the Houston 19. Manning's four-yard touchdown pass to **Reggie Wayne** cut Houston's lead to 20-14 after the extra point.

In the third quarter, Manning found wide receiver **Austin Collie** open on consecutive passes for 39 total yards to move the Colts inside Houston territory. An 18-yard pass interference penalty on cornerback **Dunta Robinson** gave the Colts a first down at the 18-yard line. Manning's six-yard touchdown pass to tight end **Dallas Clark** gave the Colts a 21-20 lead after Stover's extra point.

Less than 30 seconds later, Schaub's pass intended for tight end **James Casey** was picked off by **Clint Session**, who silenced the crowd with his return for a touchdown.

Schaub lost a fumble on the next series when he was sacked by defensive end **Robert Mathis**. Defensive end **Raheem Brock** recovered the loose ball, and four plays later, running back **Chad Simpson** rushed for a 23-yard touchdown with 2:52 left in the game.

With 18 seconds left on the game clock, Schaub passed to wide receiver **Jacoby Jones** for a 10-yard touchdown. The Colts closed the door, though, when Brown's onside kick was batted out of bounds.

	1Q	2Q	3Q	4Q	OT	Final
INDIANAPOLIS COLTS	0	7	7	21		35
HOUSTON TEXANS	14	6	0	7		27

Texans Leach 7 yd. pass from Schaub (Brown kick)
Texans Brown 5 yd. run (Brown kick)
Texans Brown 35 yd. Field Goal
Colts Garcon 9 yd. pass from Manning (Stover kick)
Texans Brown 33 yd. Field Goal
Colts Wayne 4 yd. pass from Manning (Stover kick)
Colts Clark 6 yd. pass from Manning (Stover kick)
Colts Session 27 yd. INT return (Stover kick)
Colts Simpson 23 yd. run (Stover kick)
Texans Jones 10 yd. pass from Schaub (Brown kick)

	TEXANS	COLTS
First Downs	27	28
Total Net Yards	396	342
Net Yards Rushing	122	114
Net Yards Passing	274	228
(Att/Comp/Int)	42-31-2	35-27-2

Punts-Average	2-53.0	2-52.5
Fumbles-Lost	1-1	0-0
Sacks-Yards	2-10	2-16
Penalties-Yards	10-129	3-25
Time of Possession	31:52	28:08

RUSHING: TEXANS- Slaton 10-57; Brown 11-56, TD; Schaub 2-6; Walter 1-3
COLTS- Addai 15-69; Brown 5-27; Simpson 2-20, TD; Manning 1 -(-2)

PASSING: TEXANS- Schaub 31-42-2, 284 yards, 2 TD
COLTS- Manning 27-35, 244 yards, 3 TD

RECEIVING: TEXANS- Walter 7-73; Slaton 7-49; Johnson 5-67; Jones 3-27, TD; Brown 3-20; Casey 2-17; Leach 2-11, TD; Dreessen 1-14; Anderson 1-6
COLTS- Clark 9-63, TD; Garcon 5-63; Collie 4-70; Wayne 3-19, TD; Addai 3-13; Brown 2-11; Santi 1-5



HOUSTONTEXANS.COM

TEXANS 18, JAGUARS 23

JACKSONVILLE MUN. STADIUM - 12/6 - 42,079

A late touchdown catch by **Andre Johnson** wasn't enough for the Texans to overcome a 17-0 second quarter deficit, and they saw their playoff hopes diminish after losing a game checkered with missed opportunities.

Johnson, who had seven catches for 99 yards, scored on a one-yard pass from QB **Matt Schaub** with 4:01 left in the game. The Texans were unsuccessful on the two-point conversion, but they had all three timeouts left when they kicked off to the Jaguars.

Maurice Jones-Drew spoiled their hopes of a comeback by literally running out the clock, picking up 38 yards on seven consecutive carries. Jones-Drew had only 38 yards on 17 carries (2.2 average) before that final drive.

Schaub left the game with a dislocated left shoulder after being sacked by **Derrick Harvey** on the Texans' first play. He returned midway through the second quarter and led a 10-play, 82-yard scoring drive that ended with an eight-yard touchdown run by Brown. The Texans had gained 67 yards in four series with **Rex Grossman** at the helm.

Grossman threw an interception on his second pass of the game. He finished 3-of-9 for 33 yards with a passer rating of 5.6. Schaub's absence helped the Jaguars race out to a 17-0 lead, led by quarterback **David Garrard**'s 199 passing yards and two touchdowns in the first half. Jaguars kicker **Josh Scobee** added field goals of 51 and 46 yards before halftime.

The Jaguars started their first series of the second half on their own three-yard line thanks to a 56-yard punt by **Matt Turk**. On second down, Garrard slipped and was tackled in the end zone for a safety by linebacker **Zac Diles** to make the score 20-9.

After starting their next possession with good field position at their own 39-yard line, the Texans drove to the Jacksonville 41. Schaub's pass for **David Anderson** was picked off by linebacker Justin Durant after safety Gerald Alexander knocked the ball out of Anderson's hands with a big hit. Durant's 27-yard return set up Scobee for a 24-yard field goal with 4:37 left in the third quarter.

After a punt, Schaub hit Johnson with a 53-yard pass that moved the Texans to the Jacksonville 16 early in the fourth quarter. On first-and-goal from the five, **Chris Brown** attempted a pass on a toss sweep to the right. Brown was hit as he threw in the general direction of **Joel Dreessen**, and the pass floated to Alexander for an easy interception at the one yard-line.

The Texans forced a three-and-out after the turnover and got the ball back at the Jacksonville 46. Following first down catches by Anderson and Kevin Walter, Johnson took a pass over the middle, bounced off a tackler and got to the outside for an 11-yard gain to the one-yard line. His one-yard touchdown catch came one play later.

After the failed two-point conversion try on an incomplete pass from Schaub to Brown, the Jaguars got the ball back at their own 24-yard line. Jones-Drew picked up three rushing first downs, the last coming right before the two-minute warning. With the Texans out of timeouts, Garrard kneeled three times to end the game.

	1Q	2Q	3Q	4Q	OT	Final
HOUSTON TEXANS	0	7	5	6		18
JACKSONVILLE JAGUARS	3	17	3	0		23

Jaguars- Scobee 51 yd. Field Goal
Jaguars- Hughes 35 yd. pass from Garrard (Scobee kick)

Jaguars- Wilford 4 yd. pass from Garrard (Scobee kick)

Texans- Brown 8 yd. run (Brown kick)

Jaguars- Scobee 46 yd. Field Goal

Texans- Garrard tackled in EZ by Diles for a Safety

Jaguars- Scobee 24 yd. Field Goal

Texans- Brown 32 yd. Field Goal

Texans- Johnson 1 yd. pass from Schaub (Failed conversion)

Punts-Average	5-45.0	3-49.3
Fumbles-Lost	1-0	2-1
Sacks-Yards	2-7	4-22
Penalties-Yards	6-37	4-45
Time of Possession	29:53	30:07

RUSHING: TEXANS- Moats 12-41; Brown 6-15, TD; Schaub 1-7; Grossman 3-5

JAGUARS- Jones-Drew 24-76; Jennings 2-14; Garrard 8-13; Thomas 2-4

PASSING: TEXANS- Schaub 19-27-1, 207 yards, 1 TD; Grossman 3-9-1, 33 yards; Brown 0-1-1, 0 yards

JAGUARS- Garrard 15-28-0, 238 yards, 2 TD

RECEIVING: TEXANS- Johnson 7-99, TD; Walter 4-54; Anderson 4-39; Moats 3-24; Brown 2-11; Dreessen 1-8; leach 1-5

JAGUARS- Miller 3-74; Thomas 3-21; Holt 2-24; Wilford 2-11, TD; Lewis 1-47; Hughes 1-35, TD; Sims-Walker 1-12; Jennings 1-8; Jones-Drew 1-6.

	TEXANS	JAGUARS
First Downs	19	19
Total Net Yards	301	323
Net Yards Rushing	68	107
Net Yards Passing	233	216
(Att/Comp/Int)	37-22-3	28-15-0



HOUSTONTEXANS.COM

TEXANS 34, SEAHAWKS 7

RELIANT STADIUM - 12/13 - 70,380

Texans WR **Andre Johnson** was at his best with 10 catches for 184 yards (18.4 avg.) and two touchdowns all in the first half. His first touchdown came on the first play of scrimmage, when he blew past cornerback **Marcus Trufant** on a 64-yard pass play.

Johnson finished with 11 receptions for 193 yards (17.5 avg.), while quarterback **Matt Schaub** overcame his dislocated non-throwing shoulder from a week ago to complete 29-of-39 passes for 365 yards with two touchdowns and an interception.

By halftime, Houston had a 24-7 lead and 364 net yards of offense.

The Texans sealed the win when safety **Bernard Pollard** picked off quarterback **Matt Hasselbeck**'s pass intended for fullback **Justin Griffith**. Pollard scored his second-career touchdown 70 yards later, which gave Houston a 34-7 lead with 2:57 left in the third quarter.

On defense, the Texans forced seven punts and only one third down conversion on 14 attempts. Defensive end **Mario Williams** contributed two sacks, and linebacker **Brian Cushing** added another sack, while the Texans finished with 15 tackles for loss.

It's the second-fewest points that the Texans have allowed an opponent this year after holding the Oakland Raiders to two field goals in a 29-6 win during Week 4.

The Texans began their third series from their 44-yard line and moved into scoring range when wide receiver **David Anderson** caught a 27-yard pass. Running back Ryan Moats' four-yard touchdown run helped put Houston ahead 17-0 with 2:50 left in the first quarter.

Linebacker **Kevin Bentley**, a former member of the Seahawks, deflected **Jon Ryan**'s third punt, which traveled only 18 yards to the Houston 36. The Texans moved inside the 20-yard line on Johnson's 23-yard catch, which he followed with a 17-yard touchdown grab across the middle of the Seahawks' defense.

Seattle gained a first down for a first time with 11:42 left in the first half when linebacker **DeMeco Ryans** was penalized 15 yards for roughing the passer. Three plays later, Williams sacked quarterback Matt Hasselbeck to force a punt.

Late in the first half after Brown's kick was blocked, the Seahawks drove 84 yards in six plays on a scoring drive. Hasselbeck completed three passes for 56 yards before connecting with tight end **John Carlson** on a four-yard touchdown with 1:14 left in the first half.

K Kris Brown's field goal and Pollard's interception gave the Texans a commanding 27-point lead late in the third quarter.

It appeared that the Seahawks would cut their deficit early in the fourth quarter, when linebacker **David Hawthorne** picked up Moats' fumble and returned it 51 yards to the Houston 11. But on fourth-and-goal from the eight-yard line, rookie cornerback **Brice McCain** broke up Hasselbeck's pass intended for **T.J. Houshmandzadeh** in the corner of the end zone. The game ended with the Texans stopping Seattle on two more fourth down attempts.

	1Q	2Q	3Q	4Q	OT	Final
SEATTLE SEAHAWKS	0	7	0	0		7
HOUSTON TEXANS	17	7	10	0		34

Texans- Johnson 64 yd. pass from Schaub (Brown kick)

Texans- Brown 29 yd. Field Goal

Texans- Moats 4 yd. run (Brown kick)

Texans- Johnson 17 yd. pass from Schaub (Brown kick)

Seahawks- Carlson 4 yd. pass from Hasselbeck (Mare kick)

Texans- Brown 31 yd. Field Goal

Texans- Pollard 70 yd. interception return (Brown kick)

	TEXANS	SEAHAWKS
First Downs	23	13
Total Net Yards	450	282
Net Yards Rushing	85	62
Net Yards Passing	365	220
(Att/Comp/Int)	39-29-1	36-24-1
Punts-Average	4-44.3	7-49.0

Fumbles-Lost	1-1	4-0
Sacks-Yards	0-0	3-27
Penalties-Yards	4-35	7-63
Time of Possession	33:36	26:24

RUSHING: TEXANS- Moats 10-43, TD; Foster 13-34; Brown 3-7; Johnson 1-3; Schaub 1- (-1)

SEAHAWKS- Jones 10-39; Forset 9-26; Burleson 1-2; Hasselbeck 2-0; Wallace 2- (-5)

PASSING: TEXANS- Schaub 29-39-1, 365, 2 TD
SEAHAWKS- Hasselbeck 24-35-1, 247 yards TD; Wallace 0-1-0, 0 yards

RECEIVING: TEXANS- Johnson 11-193, 2 TD; Foster 4-54; Anderson 4-49; Dreessen 3-22; Leach 3-16; Walter 2-17; Jones 1-11; Moats 1-3.

SEAHAWKS- Branch 5-33; Houshmandzadeh 4-52; Forsett 4-47; Burleson 3-50; Butler 3-34; Carlson 3-24, TD; Jones 1-4; Griffith 1-3.



HOUSTONTEXANS.COM

TEXANS 16, RAMS 13

EDWARD JONES DOME - 12/20 - 46,256

Matt Schaub and Andre Johnson led the way yet again as the Texans kept their playoff hopes alive with a road victory over the St. Louis Rams.

The Texans are now 7-7 and very much alive in the AFC Wild Card race with two games remaining after their 16-13 victory dropped the Rams to 1-13 on the season.

Schaub threw for 367 yards, Johnson had nine catches for 196 yards and the Texans outgained the Rams 419 yards to 237. The Texans scored 16 points in four trips to the red zone.

Rams running back Steven Jackson, who entered the game as the league's second-leading rusher, accounted for nearly half of the Rams' offensive production with 82 rushing yards and 41 receiving yards. But the Texans limited rookie quarterback Keith Null to 173 passing yards and a touchdown, sacking him three times and picking off a pass in the red zone.

A 28-yard field goal by kicker Kris Brown with 4:36 left in the game provided the winning margin. Schaub and Johnson connected for consecutive passes of 30 and 44 yards to set up the game-deciding kick.

The Texans started the game with an eight-play, 60-yard drive, but a fumble by rookie running back Arian Foster at the St. Louis 19-yard line brought an abrupt end to the series. That would be Foster's last offensive play of the game.

The Rams and Texans exchanged short field goals to give the Texans a 6-3 lead late in the second quarter. Rams receiver Danny Amendola caught a two-yard touchdown pass with 1:47 left in the first half, capping a drive that included two offsides penalties on the Texans. Brown missed a 52-yard field goal that bounced off the right upright at the end of the second quarter to give the Rams a 10-6 lead at halftime.

On the Texans' first drive of the third quarter, Schaub lost a fumble on a quarterback sneak at the Houston 39-yard line. Three plays later, Texans safety Dominique Barber intercepted Null at the 15-yard line. Null was being pressured by Smith on the play.

After the interception, the Texans drove 83 yards in 10 plays to take a 13-10 lead on a three-yard touchdown pass from Schaub to Kevin Walter. Schaub was 7-of-8 for 81 yards on the scoring drive, which included three catches for 40 yards by tight end Joel Dreessen.

The Rams tied the score at 13 on the next possession with a 52-yard field goal by Josh Brown with 1:50 left in the third quarter. St. Louis threatened to take the lead early in the fourth quarter with a drive that got into Texans' territory. But rookie defensive end Connor Barwin thwarted the scoring drive by sacking Null for an 11-yard loss on third-and-12 from the Houston 46.

After a punt, the Texans drove 81 yards in seven plays to score the go-ahead field goal. Houston's defense, keyed by a second-down sack by Smith, followed that up by forcing the Rams to punt the ball with 2:49 left in the game.

	1Q	2Q	3Q	4Q	OT	Final
HOUSTON TEXANS	3	3	7	3		16
ST. LOUIS RAMS	0	10	3	0		13

Texans- K. Brown 27 yd. FG

Rams- J. Brown 33 yd. FG

Texans- K. Brown 25 yd. FG

Rams- D. Amendola 2 yd. pass from K.Null (Josh.Brown kick)

Texans- K. Walter 3 yd. pass from M.Schaub (K.Brown kick)

Rams- J. Brown 52 yd. FG

Texans- K. Brown 28 yd. FG

	TEXANS	RAMS
First Downs	22	15
Total Net Yards	419	237
Net Yards Rushing	52	88
Net Yards Passing	367	149
(Att/Comp/Int)	40-28-0	27-18-1

Punts-Average	2-42.5	4-43.5
Fumbles-Lost	2-2	2-1
Sacks-Yards	0-0	3-24
Penalties-Yards	4-30	4-15
Time of Possession	30:40	29:20

RUSHING: TEXANS- Moats 13-46; Foster 2-7; Brown 3-2; Jones 1-0; Schaub 5- (-3)

RAMS- Jackson 20-82; Darby 3-5; Gado 1-1; Null 2-0

PASSING: TEXANS- Schaub 28-40-0, 367, TD

RAMS- Null 18-27-1; 173 yards, TD

RECEIVING: TEXANS- Johnson 9-196 ; Anderson 5-34; Walter 4-42, TD; Dreessen 3-40; Jones 3-17; Brown 2-4; Davis 1-21; Foster 1-13

RAMS- Jackson 4-41; Avery 4-32; Gibson 2-26; Darby 2-18; Amendola 2-7, TD; Martin 1-23; McMichael 1-20; Fells 1-5; Karney 1-1



HOUSTONTEXANS.COM

TEXANS 27, DOLPHINS 20

LAND SHARK STADIUM - 12/27 - 65,847

In what was billed by some players as the most important game in team history, the Texans kept their slim postseason hopes alive Sunday with a rollercoaster 27-20 win at Miami.

After scoring on each of their five first half possessions to take a 27-3 halftime lead, the Texans did not score a point in the second half as the Dolphins crept into the game.

Quarterback Matt Schaub, who completed 20-of-31 passes for 286 yards and two touchdowns, fired his first two attempts to Johnson for 38 yards. Later in the opening drive, Kris Brown's 49-yard field goal gave Houston the early lead.

Johnson caught a team-high five passes for 71 yards. His physical 10-yard touchdown grab on fourth-and-one extended the Texans' lead to 10-0 with 2:05 left in the first quarter.

Following a three-and-out by Miami, the Texans drove 94 yards to score. Tight end Joel Dreessen caught two passes for 33 yards into Miami territory. Jacoby Jones' 44-yard touchdown catch stretched the lead to 17-0 with 12:41 left in the first half.

Less than a minute later, Cushing intercepted a pass that bounced off running back Ricky Williams' shoulder pads. Cushing, who added nine tackles and a sack in the game, returned the pick six yards to the Miami 28. From there, running back Ryan Moats caught an 11-yard pass by avoiding linebacker Akin Ayodele on a nifty spin move. A play later, running back Arian Foster waltzed into the end zone for a 17-yard touchdown. Foster finished with 97 yards on 19 carries.

Following a Miami punt, Dreessen's 18-yard catch on the first play of the next series gave Houston a first down at the Dolphins' 46-yard line. Later, Brown capped the 12-play, 60-yard drive with a 22-yard field goal to make the score 27-0 with 4:25 remaining before halftime.

Just before the intermission, Dan Carpenter converted a 27-yard field goal with seven seconds on the game clock to put the Dolphins on the scoreboard.

Miami began the second half with a 12-play, 79-yard scoring drive. On third-and-goal from the two-yard line, quarterback Pat White handed off to running back Lex Hilliard for a two-yard touchdown that helped cut the score to 27-10 with 10:10 remaining in the third quarter.

The Texans burned almost three minutes off the game clock before Turk's 51-yard punt was returned eight yards to the Dolphins' 26-yard line. Henne put Miami in scoring range with a 35-yard pass to Ginn and a 15-yard completion to Davone Bess. Henne's 10-yard touchdown pass to Hilliard made the score 27-17 after Carpenter's extra point.

Later, Cushing's sack on first down for a four-yard loss led to a Miami punt with 5:22 left in the contest.

The Texans kept running to drain the clock, and the Dolphins burned two timeouts. Carpenter finished the series by booting a 38-yard field goal to make the score 27-20 with 2:30 on the game clock.

Walter recovered the ensuing onside kick at the Houston 41. With the Dolphins holding no timeouts, the Texans rushed on three consecutive plays. Foster's six-yard gain on third-and-three closed the game out.

	1Q	2Q	3Q	4Q	OT	Final
HOUSTON TEXANS	10	17	0	0		27
MIAMI DOLPHINS	0	3	7	10		20

Texans- Brown 49 yd. Field Goal

Texans- Johnson 10 yd. pass from Schaub (Brown kick)

Texans- Jones 44 yd. pass from Schaub (Brown kick)

Texans- Foster 17 yd. run (Brown kick)

Texans- Brown 22 yd. Field Goal

Dolphins- Carpenter 27 yd. Field Goal

Dolphins- Hilliard 2 yd. run (Carpenter kick)

Dolphins- Hilliard 10 yd. pass from Henne (Carpenter kick)

Dolphins- Carpenter 38 yd. Field Goal

	TEXANS	DOLPHINS
First Downs	21	23
Total Net Yards	406	363
Net Yards Rushing	126	60
Net Yards Passing	286	303
(Att/Comp/Int)	31-20-1	55-35-1

Punts-Average	4-45.5	5-49.6
Fumbles-Lost	0-0	1-0
Sacks-Yards	1-6	3-19
Penalties-Yards	3-15	4-30
Time of Possession	32:38	27:22

RUSHING: TEXANS- Foster 19-97, TD; Moats 8-23; Brown 2-9; Schaub 3 (-3)

DOLPHINS- Williams 10-35; Hilliard 3-12, TD; Henne 1-10; Polite 2-3

PASSING: TEXANS- Schaub 20-31-1, 2 TD, 286 yards

DOLPHINS- Henne 35-55-1, TD; 322 yards

RECEIVING: TEXANS- Johnson 5-71, TD; Dreessen 4-65; Moats 4-39; Walter 3-21; Jones 2-79, TD; Andre-son 1-10; Brown 1-1

DOLPHINS- Hilliard 9-74, TD; Ginn 5-82; Bess 5-45; Wil- liams 5-26; Camarillo 3-32; Hartline 3-31; Haynos 3-17; Fasano 1-8; Polite 1-7



HOUSTONTEXANS.COM

TEXANS 34, PATRIOTS 27

RELIANT STADIUM - 1/3/10 - 71,029

The Texans became winners for the first time in one of the most improbable comebacks in team history.

Trailing 27-13 early in the fourth quarter, the Texans answered with three touchdowns, a sack and an interception to collect a 34-27 win and finish the regular season with a 9-7 record – their best finish ever.

Perhaps the most remarkable feat of the win Sunday was not the Texans' three touchdowns in the final 10 minutes.

Houston's perseverance and a combined effort by all phases of the team led the comeback. The offense scored on all three possessions of the fourth quarter. Defensively, safety Bernard Pollard's interception set up the game-winning points. On special teams, linebacker Kevin Bentley got the crowd on its feet by de-cleating wide receiver Matthew Slater on a kick return midway through the fourth quarter.

Quarterback Matt Schaub finishes the regular season as the NFL's leader in passing yards after completing 24-of-29 passes for 303 yards with two touchdowns and an interception. Also, wide receiver Andre Johnson finishes with the NFL lead in receiving yards after catching six passes for 65 yards.

Another big story is the play of rookie running back Arian Foster, who pounded his way for a career-high 119 yards on 20 carries (6.0 avg.). He scored twice and rushed for 29 yards on five carries in the final five minutes of the contest.

Houston took the early lead when Schaub found tight end Joel Dreessen for a 25-yard touchdown on the game's opening drive.

With 5:29 left in the first quarter, the Patriots' offense returned to the field starting from their 37-yard line. Quarterback Tom Brady drove the offense 63 yards on nine plays before running back Fred Taylor scored on a four-yard touchdown run.

After the Texans failed on a fourth and goal, linebacker Zac Diles forced a fumble on running back Fred Taylor that Pollard recovered in the end zone. Brown missed the extra point, making the score 13-10 with 4:41 left before halftime. Rookie quarterback Brian Hoyer replaced Brady on that series.

Tied 13-13 after Gostkowski's second field goal of the game, the Texans had one more chance to take the lead before halftime, but Brown's 56-yard attempt missed wide right.

In the third quarter Schaub pass deflected off Jones and was intercepted by rookie Darius Butler, who returned the ball 91 yards for a score.

Houston kept fighting and cut the score to 27-20 on Jones' tip-toeing eight-yard touchdown catch in the back of the end zone. Jones finished with a season-high five catches for 65 yards. The momentum picked up when defensive end Mario Williams sacked Brady for a four-yard loss on third down to force a punt, which Jones returned 31 yards to the New England 34.

On third-and-12, Schaub rifled a sideline pass to Johnson, who ran out of bounds at the Patriots' 11-yard line for a 15-yard gain. Foster ran for a short yardage touchdown to even the score 27-27 after Brown's extra point.

On the next series, Pollard intercepted Brady. Foster continued pounding the ball on New England, gaining 25 yards on three consecutive carries. He scored on the next carry to give Houston a 34-27 lead with 1:54 left in the game.

	1Q	2Q	3Q	4Q	OT	Final
NEW ENGLAND PATRIOTS	7	6	7	7		27
HOUSTON TEXANS	7	6	0	21		34

Texans- Dreessen 25 yd. pass from Schaub (K.Brown kick)

Patriots- Taylor 4 yd. run (Gostkowski kick)

Patriots- Gostkowski 51 yd. Field Goal

Texans- Pollard fumble recovery in end zone (kick failed)

Patriots- Gostkowski 43 yd. Field Goal

Patriots- Butler 91 yd. interception return (Gostkowski kick)

Patriots- Taylor 11 yd. run (Gostkowski kick)

Texans- Jones 8 yd. pass from Schaub (Brown kick)

Texans- Foster 1 yd. run (Brown kick)

Texans- Foster 3 yd. run (Brown kick)

(Att/Comp/Int)	39-24-1	38-25-1
Punts-Average	2-40.0	3-36.3
Fumbles-Lost	2-0	1-1
Sacks-Yards	1-8	2-14
Penalties-Yards	5-35	4-55
Time of Possession	31:34	28:26

RUSHING: TEXANS- Foster 20-119, 2 TD; Moats 4-17; Johnson 1-7; Schaub 2-1

PATRIOTS- Taylor 7-33 2 TD; Green-Ellis 4-22; Hoyer 1-10; Morris 7-9

PASSING: TEXANS- Schaub 24-39-1, 2 TD, 303 yards

PATRIOTS- Brady 17-26-1, 186 yards; Hoyer 8-12-0, 71 yards

RECEIVING: TEXANS- Dreessen 6-81, TD; Johnson 6-65; Jones 5-65; Foster 3-26; Walter 2-30; Leach 1-26; Davis 1-10
PATRIOTS- Edelman 10-1-3; Moss 5-75; Watson 3-32; Morris 3-13; Aiken 2-9; Baker 1-13; Welker 1-12

	TEXANS	PATRIOTS
First Downs	29	21
Total Net Yards	439	317
Net Yards Rushing	144	74
Net Yards Passing	295	243



HOUSTONTEXANS.COM