



HOUSTON TEXANS



VS



HOUSTON TEXANS vs. INDIANAPOLIS COLTS

SUNDAY, DECEMBER 9, 2018 | NRG STADIUM

WEEK 14



WEEK 14

#INDvsHOU



Houston Texans (9-3) vs. Indianapolis Colts (6-6)

Sunday, December 9, 2018 • Noon CT
NRG Stadium (71,795) • Houston, Texas



CBS
(KHOU, Ch. 11)

Kevin Harlan Play-By-Play
Rich Gannon Color Analyst
Steve Tasker Sideline Reporter



ESPN Radio
National Radio

Marc Kestecher Play-By-Play
Bill Polian Color Analyst
Ian Fitzsimmons Sideline Reporter



SportsRadio610
(610 AM, 100.3 FM)

Marc Vandermeer Play-By-Play
Andre Ware Color Analyst
John Harris Sideline Reporter



Mega 101 FM
(101.1 FM)

Enrique Vasquez Play-By-Play
Gustavo Rangel Color Analyst

TEXANS TAKE ON DIVISION RIVAL COLTS IN WEEK 14

The **Houston Texans** (9-3) will face the **Indianapolis Colts** (6-6) at home in Week 14. Kickoff at NRG Stadium is set for Noon CT on CBS (KHOU, Ch. 11), ESPN Radio (National Radio), SportsRadio610 (610 AM, 100.3 FM) and Mega 101 FM (101.1 FM).



With a 29-13 victory in Week 13 vs. Cleveland, the Texans extended their winning streak to nine games, which marks the longest win streak in franchise history and the longest active winning streak in the NFL. By earning their ninth victory of the season, the Texans clinched their fourth winning season in five years under Head Coach **Bill O'Brien** (2014-18).

Houston forced four total turnovers against the Browns (three interceptions, one fumble recovery), which marked the most turnovers forced in a game by the Texans this season and most since Week 4 of the 2017 season vs. Tennessee (five). The Texans also did not turn the ball over on offense against Cleveland for the fifth time this season and had a turnover differential of plus-four in their win.

The Texans intercepted Browns QB **Baker Mayfield** three times in the first half, which ties for the most team interceptions in the first half of a game in team history. ILB **Zach Cunningham**, CB **Johnathan Joseph** and S **Andre Hal** were each responsible for one. Additionally, S **Justin Reid** forced a fumble on Browns WR **Antonio Callaway** at the Texans' one-yard line that was recovered by CB **Aaron Colvin** in the end zone.

Offensively, Texans RB **Lamar Miller** ran for a game-high 103 rushing yards on 19 carries (5.4 avg.) and eclipsed 100 rushing yards for the fourth time this season, which ties his single-season career high for most games with 100 rushing yards (four in 2016). The Texans are averaging 140.8 rushing yards per game this season, which ranks first in the AFC and third in the NFL. K **Ka'imi Fairbairn** scored 17 total points on five made field goals and two made extra point attempts vs. Cleveland. He set new single-game career highs in made field goals and points scored.

The Week 14 matchup marks the 34th meeting between the Texans and Colts with Houston having won four of the last six matchups, including a 37-34 overtime victory in Week 4 at Indianapolis. Head Coach **Bill O'Brien** is 18-10 all-time against the AFC South, including 9-4 at home.

TABLE OF CONTENTS

Game Information.....	2
Robert C. McNair (1937-2018)	3
2018 Texans & Week 14 NFL Schedule	4
What To Look For This Week	5-6
2018 Texans Regular Season Statistics	7-8
2018 Team Notes	9-13
Jadeveon Clowney Notes	14
DeAndre Hopkins Notes	15-18
J.J. Watt Notes	19-22
Deshaun Watson Notes	23-25
Tyrann Mathieu Notes	26
Kareem Jackson & Johnathan Joseph Notes	27
Lamar Miller Notes	28
Benardrick McKinney & Whitney Mercilus Notes	29
Demaryius Thomas Notes	30
2018 Player Notes	31-34
From The Head Coach (Dec. 3)	35-36
Texans-Colts Matchup Information	37-38
The Head Coaches	39
The Last Time They Met	40-43
Texans-Colts Connections	44-45
Player Quick Notes	46-49
Media Information	50-51
Texans TV & Radio Lineup & Affiliates	52-54
2018 NFL Standings	55
Upcoming 2018-19 NFL Important Dates	56
How The Texans Were Built	57
2018 Texans Transactions	58-59
Texans Alpha & Numeric Rosters / Roster by Position	60-62
2018 Texans Participation	63
2018 Texans Starters	64
2018 Texans Inactives & Captains	65
Texans Unofficial Depth Chart	66
Misc. Stats	67-88
Game Summaries	89-154
Texans Player Bios	155-300
Texans Records	301-353

ROBERT C. MCNAIR (1937-2018)

ROBERT C. MCNAIR PASSES AWAY



Houston Texans Founder, Senior Chairman and Chief Executive Officer Robert C. McNair passed away on Friday, November 23, 2018 at the age of 81. He is survived by his wife, Janice, sons, Cal and Cary, daughters, Ruth and Melissa, 15 grandchildren (10 granddaughters, five grandsons) and two great grandsons.

McNair was a leading businessman, sportsman and philanthropist in Houston who returned professional football to the city in 2002. His idea to bring the NFL back to Houston was approved on October 5, 1999 after a 29-0 vote by the League's owners to award him the 32nd NFL franchise. His influence and leadership also brought two Super Bowls to NRG Stadium: Super Bowl XXXVIII in 2004 and Super Bowl LI in 2017. As a committed leader in the NFL, McNair was actively involved in league affairs including serving as chairman of the Finance Committee and a member of the Audit, Compensation and Chairman's committees.

Throughout his life, McNair and his charitable foundations generously gave more than \$500 million to a wide array of scientific, literary, educational and faith-based organizations. McNair chaired The Robert and Janice McNair Foundation, the Houston Texans Foundation and The Robert and Janice McNair Educational Foundation for more than 25 years. His philanthropic leadership, humanitarian efforts and impact in the community were recognized far and wide with numerous awards and honors.

The McNairs' love of community is evident throughout the city, including projects such as the Baylor College of Medicine McNair Campus, the Houston Zoo's Elephant Habitat, the jogging trail at Discovery Green, the United Way Computer Training Center and the McNair Hall and Plaza at Houston Baptist University. The Association of Fundraising Professionals honored McNair with the highest recognition given for exceptional generosity and outstanding civic and charitable responsibility. Additionally, Rice University named its school of management, "Janice and Robert McNair Hall" and Baylor College of Medicine presented him with its first Pink Ribbon Hero Award for his commitment to fight cancer.

The McNair Scholars Program recruits and deploys world-class physicians and research scientists in the fields of diabetes, cancer and neurosciences, which helps influencers across Houston's acclaimed Texas Medical Center. McNair donated over \$100 million to help build and support the program. He has also been honored for his devotion to supporting the education of inner-city and underprivileged youth and was awarded the James A. Baker III Prize for Excellence in Leadership.

McNair was perhaps best known in the business community as the founder of Cogen Technologies, which became the largest privately-owned cogeneration company in the world. He also served as senior chairman of McNair Interests, Palmetto Partners, Ltd. and RCM Financial Services, L.P. He was inducted into the Texas Business Hall of Fame in 1997 and the Houston Hall of Fame in 2010. In 2018, McNair became the sixth recipient of the Texas Sports Hall of Fame's Lamar Hunt Lifetime Achievement Award.

Stonerside Stable, a major thoroughbred horse farm in Kentucky, was also among McNair's successes. A 1,947-acre thoroughbred horse farm and racing stable, Stonerside was home to more than 275 racehorses, broodmares, yearlings and weanlings. From its inception in 1994, Stonerside won 72 Graded Stakes, including the 1997 Belmont Stakes, and bred the winners of more than \$50 million. It was named Breeder of the Year in 2007 and 2008 by Kentucky horsemen.

McNair was born in Tampa, Fla. and moved to Houston with his wife, Janice, in 1960. He graduated from the University of South Carolina in Columbia, S.C. in 1958. He received an Honorary Doctor of Humane Letters degree from South Carolina in 1999 and an Honorary Doctor of Humanities in Medicine from Baylor College of Medicine in 2010.



STATEMENT FROM PRESIDENT JAMEY ROOTES

"We lost an incredible man today. Bob McNair had a positive impact on so many people's lives. He was a role model as a father, husband, philanthropist and businessman. He was the reason professional football returned to Houston and he stewarded our franchise with a laser focus on honesty, integrity and high character. He was an amazing Champion for Houston and worked hard to make sure our city received maximum value from the presence of the Texans and the NFL. Bob gave me an opportunity 19 years ago to be part of the creation of the Texans and he became my mentor, hero and father figure. We will all miss him dearly. Our thoughts and prayers are with the McNair family during this difficult time."

FAITH • FAMILY • PHILANTHROPY • FOOTBALL



STATEMENT FROM GENERAL MANAGER BRIAN GAINES

"Today is a difficult day for the Houston Texans family and the entire NFL. Mr. McNair did so much for our organization and the City of Houston throughout his time as owner of the Texans. He cared deeply about the players, coaches and staff, and he gave all of us unwavering support to be successful. I remain humbled and honored for the leadership opportunity he provided me here in Houston. He was a true family man and his sincerity and kindness extended to the families of this organization. I will always remember the support he gave to the vision both Coach O'Brien and I share to help build a winning organization the City of Houston deserves. It was a privilege to know and work for Mr. McNair and his impact on our organization as well as our sport will last forever. My thoughts and prayers are with the McNair Family during this time."

FAITH • FAMILY • PHILANTHROPY • FOOTBALL



STATEMENT FROM HEAD COACH BILL O'BRIEN

"Mr. McNair was an amazing man who made tremendous contributions to the NFL and the City of Houston. He was a very caring, thoughtful and passionate individual. As much as he cared about winning, I think the thing I will remember most about Mr. McNair is the way he cared about the players. I know how much giving back meant to him and his loyalty and generosity to the City of Houston and our community will never be forgotten. My thoughts and prayers are with Janice and the McNair Family."

FAITH • FAMILY • PHILANTHROPY • FOOTBALL

2018 TEXANS & WEEK 14 NFL SCHEDULE

2018 SCHEDULE

PRESEASON (3-1)

Day	Date	Opponent	TV/Result	Time/Score
Thursday	Aug. 9	at Kansas City Chiefs	W	17-10
Saturday	Aug. 18	SAN FRANCISCO 49ERS	W	16-13
Saturday	Aug. 25	at Los Angeles Rams	L	21-20
Thursday	Aug. 30	DALLAS COWBOYS	W	14-6

REGULAR SEASON (9-3)

Day	Date	Opponent	TV/Result	Time/Score
Sunday	Sept. 9	at New England Patriots	L	27-20
Sunday	Sept. 16	at Tennessee Titans	L	20-17
Sunday	Sept. 23	NEW YORK GIANTS	L	27-22
Sunday	Sept. 30	at Indianapolis Colts	W	37-34 (OT)
Sunday	Oct. 7	DALLAS COWBOYS	W	19-16 (OT)
Sunday	Oct. 14	BUFFALO BILLS	W	20-13
Sunday	Oct. 21	at Jacksonville Jaguars	W	20-7
Thursday	Oct. 25	MIAMI DOLPHINS	W	42-23
Sunday	Nov. 4	at Denver Broncos	W	19-17
	BYE			
Sunday	Nov. 18	at Washington Redskins	W	23-21
Monday	Nov. 26	TENNESSEE TITANS	W	34-17
Sunday	Dec. 2	CLEVELAND BROWNS	W	29-13
Sunday	Dec. 9	INDIANAPOLIS COLTS	CBS	Noon
Saturday	Dec. 15	at New York Jets	NFLN#	3:30 p.m.
Sunday	Dec. 23	at Philadelphia Eagles	CBS	Noon
Sunday	Dec. 30	JACKSONVILLE JAGUARS	CBS	Noon

Italic indicates games subject to flex scheduling. See notes below.

All kickoff times are Central; # - Televised Nationally; Home Games in BOLD

All games are broadcast live on Texans Radio on SportsRadio610, 100.3 The Bull and in Spanish on Mega 101 FM.

FLEXIBLE SCHEDULING

- Flexible scheduling may be applied in Weeks 5-9. During that period, flexible scheduling can be used in no more than two weeks by shifting a Sunday afternoon game into primetime and moving the Sunday night game to an afternoon start time.

- Also, a select number of games are being "cross-flexed," moving between CBS and FOX to bring potentially under-distributed games to wider audiences.

- "Flexible scheduling" will be used in Weeks 9-17 as it has been in recent years. In Weeks 9-16, the schedule lists the games tentatively set for Sunday Night Football on NBC. Only Sunday afternoon games are eligible to be moved to Sunday night, in which case the tentatively scheduled Sunday night game would be moved to an afternoon start time. Flexible scheduling will not be applied to games airing on Thursday, Saturday or Monday nights. A flexible scheduling move would be announced at least 12 days before the game. For Week 17, the Sunday night game will be announced no later than six days prior to December 30.

- The schedule does not list a Sunday night game in Week 17, but an afternoon game with playoff implications will be moved to that time slot. Flexible scheduling ensures quality matchups in all Sunday time slots in those weeks and gives "surprise" teams a chance to play their way into primetime.

HOUSTON TEXANS ON NFL OMG

The Texans launched a new media website at www.NFLOMG.com. Please follow the link and click on the Texans logo to access the team's page. For customized access to the site, utilize your email address as your username and "TexansMedia" as your password. For generic access, utilize the username "HoustonTexans" and password "TexansMedia".

The Texans' NFL OMG site will contain the complete 2018 Media Guide, all weekly game releases, Texans player bios and rosters, Texans staff information and bios, weekly flip cards, a game tracker, all Texans team and individual records and statistics, Texans historical information, daily press releases and transcripts and much more. The game releases and media guide are updated weekly during the season and available in a PDF format for printing purposes. On gamedays, the site will host live statistics, updated player notes, postgame quotes and more.

GAMEDAY ENTERTAINMENT

PREGAME

Gate Giveaway: TORO Paper Headbands courtesy of Texas Children's Hospital (Qty. 20,000)

Pregame Entertainment: TORO and his local mascot friends take part in their wild antics; A performance by your Houston Texans Cheerleaders

Texas Flag Holders: TORO's Kids Club, the official Houston Texans fan club for kids

Homefield Advantage Captain: 2018 MLB All Star from the World Series Champions Houston Astros, Third Baseman, #2 Alex Bregman

Color Guard: Stephen F. Austin High School NJROTC

National Anthem: Houston Children's Chorus

Coin Toss Captain: From the Inpatient Rehab Center at Texas Children's Hospital, GW McMaster

HALFTIME

- Local Mascots and the All-American Youth Football & Drill Team Klein Bengals will go head-to-head in the 4th Annual TORO's Mascot Bowl

SPECIAL PRESENTATIONS

- Reliant Scholarships for Champions

- Texas Children's Hospital Kids Jobs:

1. Gameday Central Desk Announcement
2. PA Announcement announcing Stadium Doors Opening
3. Halftime Mascot Bowl Trophy Presentation
4. Texans Radio with Marc Vandermeer
5. Texans Unlimited LIVE from the Player Tunnel

- Deep Steel Thunder Performance

POSTGAME

- Houston Texans Cheerleaders Sideline Calendar autograph session at all four gates

WEEK 14 NFL SCHEDULE

THURSDAY, DECEMBER 6

7:20 p.m. Jacksonville Jaguars at Tennessee Titans

SUNDAY, DECEMBER 9

12 p.m. New York Jets at Buffalo Bills
 12 p.m. Carolina Panthers at Cleveland Browns
 12 p.m. Atlanta Falcons at Green Bay Packers
 12 p.m. Baltimore Ravens at Kansas City Chiefs
 12 p.m. New England Patriots at Miami Dolphins
 12 p.m. New Orleans Saints at Tampa Bay Buccaneers
 12 p.m. New York Giants at Washington Redskins
 12 p.m. **Indianapolis Colts at Houston Texans**
 3:05 p.m. Cincinnati Bengals at Los Angeles Chargers
 3:05 p.m. Denver Broncos at San Francisco 49ers
 3:25 p.m. Philadelphia Eagles at Dallas Cowboys
 3:25 p.m. Pittsburgh Steelers at Oakland Raiders
 3:25 p.m. Detroit Lions at Arizona Cardinals
 7:20 p.m. Los Angeles Rams at Chicago Bears

MONDAY, DECEMBER 10

7:15 p.m. Minnesota Vikings at Seattle Seahawks

All times CT

WHAT TO LOOK FOR THIS WEEK



RB ALFRED BLUE

- Needs one rushing touchdown to tie **David Carr** (eight) for the eighth-most career rushing touchdowns in franchise history
- Needs three receptions to match his career high (15) for receptions in a single season (2014 & 2015)

DE/OLB JADEVEON CLOWNEY

- Needs 1.0 sack to pass **Antonio Smith** (27.5) for the fourth-most career sacks in franchise history
- Needs one forced fumble to tie for the ninth-most career forced fumbles in Texans history (five)
- Needs one fumble recovery to tie **Morlon Greenwood** (five) for the fourth-most career fumble recoveries in Texans history and set a new career season high with three



S ANDRE HAL

- Needs one interception to tie **Marcus Coleman** and **Aaron Glenn** (11) for the fourth-most career interceptions in franchise history
- Needs one interception to record interceptions in back-to-back games of the same season for the first time in his career

WR DEANDRE HOPKINS

- Needs 20 receiving yards to become the second-youngest player to reach 7,000 career receiving yards in NFL history (26 years, six months, three days), trailing only **Larry Fitzgerald** (26 years, three months, 20 days)
- Needs seven receptions to become the second-youngest player to reach 500 career receptions in NFL history (26 years, six months, three days), trailing only **Larry Fitzgerald** (26 years, two months, 29 days)
- Needs 50 receiving yards to extend his streak to 22 consecutive games with 50-or-more receiving yards. His current 21-game streak is the longest active streak in the NFL and the third longest in NFL history
- Needs one reception to extend his streak to 92 consecutive games with a reception to start his career, which is the longest streak in franchise history to start a career, the longest active streak in the NFL to start a career and the ninth-longest streak of games with a reception to start a career in the Super Bowl era
- Needs one touchdown reception to tie **Andre Johnson** (nine) for the third-most touchdown receptions in a season in franchise history



CB/S KAREEM JACKSON



- Needs to appear in the game to pass **Kris Brown** (128) for the fourth-most games played in franchise history
- Needs one interception to pass **Johnathan Joseph** (16) for the most career interceptions in franchise history
- Needs one forced fumble to tie **Dunta Robinson**, **DeMeco Ryans** and **Jamie Sharper** (six) for the sixth-most career forced fumbles in franchise history
- Needs one takeaway to set a new career high for most takeaways in a season (five)
- Needs 1.0 sack to set a single-season career high for sacks with 2.0

CB JOHNATHAN JOSEPH

- Needs one pass defensed to tie **Brian Dawkins** (179) for the eighth-most career passes defensed in NFL history
- Needs one interception to pass **Kareem Jackson** (16) for the most career interceptions in Texans history
- Needs one forced fumble to tie for the sixth-most career forced fumbles in franchise history (six)
- Needs to start the game to pass **Chester Pitts** (114) for the fourth-most career starts in franchise history



S TYRANN MATHIEU

- Needs 1.0 sack to pass **Dunta Robinson** (3.0 in 2004) and set a single-season franchise record for the most sacks by a defensive back
- Needs one fumble recovery to set a new career season high with two

WHAT TO LOOK FOR THIS WEEK

RB LAMAR MILLER



- Needs 100 yards rushing to record at least 100 yards in three consecutive games for the first time in his career and become the first Texans player to do so since **Arian Foster** in Weeks 6-8 of the 2014 season
- Needs 100 yards rushing to set a career high with five games of at least 100 yards rushing in a season and tie **Steve Slaton** (five) for the fifth-most games with at least 100 yards rushing in a single season in franchise history
- Needs 100 yards rushing to join **James Conner**, **Saquon Barkley** and **Ezekiel Elliott** as the only players to record at least 100 yards rushing in three straight games this season
- Needs 123 yards rushing to eclipse 1,000 yards rushing for the third time in his career and second since signing with the Texans in 2016, which would tie **Domanick Williams** for the second-most seasons with at least 1,000 rushing yards in franchise history

S JUSTIN REID

- Needs one interception to tie **Brian Cushing** (four in 2009) for the second-most interceptions by a rookie in a season in franchise history. Reid's three interceptions are the most by a rookie safety in franchise history
- Needs 17 interception return yards to pass **Dunta Robinson** (146) for the most interception return yards in a season by a rookie in franchise history



TE JORDAN THOMAS



- Needs one touchdown reception to tie **Owen Daniels** (five) for the most receiving touchdowns by a rookie in a season in franchise history
- Needs one touchdown reception to pass **Mychal Rivera** and **Clarence Moore** for the second-most touchdown receptions by a rookie selected in the sixth round-or-later since 1991

QB DESHAUN WATSON

- Needs one touchdown pass to extend his streak to 18 consecutive games with a touchdown pass. His streak of 17 consecutive games with a touchdown pass is currently the third-longest in the NFL
- Needs one touchdown pass to tie **Matt Schaub** (22) for the third-most touchdown passes in a season in franchise history
- Needs 264 yards passing to pass **Matt Schaub** (3,294) for the third-most passing yards through 13 games of a season in franchise history
- Needs 25 yards rushing to join **Cam Newton** and **Russell Wilson** as the only quarterbacks to throw for at least 3,000 yards and 20 touchdowns and rush for 400 yards in a single season since the start of 2016



DE J.J. WATT



- Needs 1.0 sack to pass **Leonard Little** (87.5) for 49th on the NFL's all-time sack list
- Needs three total tackles to pass **Jamie Sharper** (442) for the fourth-most career total tackles in franchise history
- Needs one pass defended to tie **Phillip Daniels** (51) for the sixth-most passes defended by a defensive lineman in NFL history

A WIN AGAINST INDIANAPOLIS WOULD...

- Bring the Texans winning streak to 10 games, which would extend the longest winning streak in team history
- Give the Texans their sixth-consecutive home win, which would mark the longest streak in franchise history
- Improve the Texans' record to 6-1 at home this season
- Improve the Texans' record against the AFC South to 4-1 overall and 2-0 at home this season



- Match the longest winning streak in the NFL this season (New Orleans Saints: Weeks 2-12)
- Give the Texans their first 10-win season since 2012
- Give the Texans their 123rd victory as a franchise (regular season and postseason combined) and 120th regular season victory
- Improve Head Coach Bill O'Brien's overall career regular season record to 41-36

2018 TEXANS REGULAR SEASON OFFENSIVE STATISTICS

HOUSTON TEXANS / REGULAR SEASON WEEK 13 / THROUGH SUNDAY, DECEMBER 2, 2018

WON 9, LOST 3				BILL O'BRIEN (12 GAMES)	
09/09	L	20-27	at New England	65,878	
09/16	L	17-20	at Tennessee	62,372	
09/23	L	22-27	N.Y. Giants	71,838	
09/30	W	37-34	at Indianapolis	57,716	
10/07	W	19-16	Dallas	72,008	
10/14	W	20-13	Buffalo	71,638	
10/21	W	20-7	at Jacksonville	66,534	
10/25	W	42-23	Miami	71,726	
11/04	W	19-17	at Denver	76,270	
11/18	W	23-21	at Washington	61,593	
11/26	W	34-17	Tennessee	71,826	
12/02	W	29-13	Cleveland	71,741	

2018 TEAM STATISTICS

	HOU	OPP.
TOTAL FIRST DOWNS	245	222
Rushing	75	59
Passing	146	150
Penalty	24	13
3rd Down: Made/Att	62/157	66/169
3rd Down Pct.	39.5%	39.1%
4th Down: Made/Att	5/8	7/13
4th Down Pct.	62.5%	53.8%
POSSESSION AVG.	31:11	30:21
TOTAL NET YARDS	4,488	4,098
Avg. Per Game	374.0	341.5
Total Plays	784	764
Avg. Per Play	5.7	5.4
NET YARDS RUSHING	1,689	1,096
Avg. Per Game	140.8	91.3
Total Rushes	378	293
NET YARDS PASSING	2,799	3,002
Avg. Per Game	233.3	250.2
Sacked/Yards Lost	41/232	34/245
Gross Yards	3,031	3,247
Att./Completions	365/242	437/284
Completion Pct.	66.3%	65.0%
Had Intercepted	9	12
PUNTS/AVERAGE	52/43.9	58/46.8
NET PUNTING AVG.	39.2	40.7
PENALTIES/YARDS	81/633	80/653
FUMBLES/BALL LOST	16/5	19/10
TOUCHDOWNS	31	26
Rushing	6	6
Passing	21	20
Returns	4	0

SCORE BY PERIODS					Q1	Q2	Q3	Q4	OT	PTS
Texans					74	93	53	73	9	302
OPPONENTS					61	47	68	56	3	235
SCORING	TD	RU	PA	RT	K-PAT	FG	2PT	S	PTS	
K. Fairbairn	0	0	0	0	29/30	29/34	0	0	116	
D. Hopkins	8	0	8	0	0/0	0/0	0	0	48	
W. Fuller V	4	0	4	0	0/0	0/0	0	0	24	
L. Miller	4	3	1	0	0/0	0/0	0	0	24	
J. Thomas	4	0	4	0	0/0	0/0	0	0	24	
D. Thomas	2	0	2	0	0/0	0/0	0	0	12	
D. Watson	2	2	0	0	0/0	0/0	0	0	12	
A. Blue	1	1	0	0	0/0	0/0	0	0	6	
J. Clowney	1	0	0	1	0/0	0/0	0	0	6	
K. Coutee	1	0	1	0	0/0	0/0	0	0	6	
Z. Cunningham	1	0	0	1	0/0	0/0	0	0	6	
B. Ellington	1	0	1	0	0/0	0/0	0	0	6	
N. Jamerson	1	0	0	1	0/0	0/0	0	0	6	
J. Joseph	1	0	0	1	0/0	0/0	0	0	6	
J. Reid	1	0	0	1	0/0	0/0	0	0	6	
TEXANS	32	6	21	5	29/30	29/34	0	0	302	
OPPONENTS	26	6	20	0	23/23	18/21	1	0	235	

SACKS: J. Watt 11.5, J. Clowney 7.0, W. Mercilus 3.5, T. Mathieu 3.0, C. Covington 2.5, D. Reader 2.0, B. McKinney 1.5, K. Jackson 1.0, D. Ejirofor 1.0, A. Blackson 1.0, **TM** 34.0, **OPP** 41.0 **FUM/LOST:** D. Watson 8/2, D. Carter 3/0, D. Hopkins 2/2, L. Miller 1/1, T. Ervin 1/0, N. Martin 1/0

PASSING	ATT	CMP	YDS	CMP%	YDS/ATT	TD	TD%	INT	INT%	LONG	SACK/	LOST	RATING
D. Watson	364	242	3,031	66.5	8.3	21	5.8	9	2.5	73t	41/	232	101.1
D. Hopkins	1	0	0	0.0	0.0	0	0.0	0	0.0	0	0/	0	39.6
TEXANS	365	242	3,031	66.3	8.3	21	5.8	9	2.5	73T	41/	232	100.8
OPPONENTS	437	284	3,247	65.0	7.4	20	4.6	12	2.7	71	34/	245	91.0

RUSHING	NO.	YDS	AVG	LONG	TD
L. Miller	176	876	5.0	97t	3
A. Blue	128	446	3.5	17	1
D. Watson	69	375	5.4	34	2
K. Coutee	3	0	0.0	3	0
B. Weeden	1	-1	-1.0	-1	0
D. Hopkins	1	-7	-7.0	-7	0
TEXANS	378	1,689	4.5	97T	6
OPPONENTS	293	1,096	3.7	39	6

RECEIVING	TAR	NO.	YDS	AVG	LONG	TD
D. Hopkins	114	80	1,115	13.9	49t	8
W. Fuller V	45	32	503	15.7	73t	4
K. Coutee	41	28	287	10.3	40	1
R. Griffin	32	15	203	13.5	32	0
J. Thomas	20	14	176	12.6	39	4
J. Akins	18	13	152	11.7	28	0
L. Miller	27	18	144	8.0	16	1
D. Thomas	14	10	131	13.1	31	2
A. Blue	16	12	107	8.9	28	0
B. Ellington	12	8	92	11.5	23	1
D. Carter	7	7	46	6.6	14	0
T. Ervin	3	3	35	11.7	19	0
V. Smith	4	1	28	28.0	28	0
S. Coates Jr.	2	1	12	12.0	12	0
TEXANS	355	242	3,031	12.5	73T	21
OPPONENTS	409	284	3,247	11.4	71	20

INTERCEPTIONS	NO.	YDS	AVG	LONG	TD
J. Reid	3	128	42.7	101t	1
J. Joseph	2	46	23.0	28t	1
K. Jackson	2	24	12.0	13	0
T. Mathieu	2	6	3.0	6	0
Z. Cunningham	1	38	38.0	38t	1
B. Scarlett	1	8	8.0	8	0
A. Hal	1	0	0.0	0	0
TEXANS	12	250	20.8	101T	3
OPPONENTS	9	24	2.7	15	0

PUNTING	NO.	YDS	AVG	NET	TB	IN	LG	B
T. Daniel	52	2,282	43.9	39.2	5	27	61	0
TEXANS	52	2,282	43.9	39.2	5	27	61	0
OPPONENTS	58	2,712	46.8	40.7	4	19	62	1

PUNT RETURNS	RET	FC	YDS	AVG	LONG	TD
T. Ervin	21	7	175	8.3	27	0
D. Carter	5	3	53	10.6	25	0
TEXANS	26	10	228	8.8	27	0
OPPONENTS	21	17	143	6.8	22	0

KICKOFF RETURNS	NO.	YDS	AVG	LONG	TD
T. Ervin	10	253	25.3	36	0
D. Carter	3	71	23.7	30	0
A. Blue	1	13	13.0	13	0
TEXANS	14	337	24.1	36	0
OPPONENTS	24	465	19.4	32	0

FIELD GOALS	1-19	20-29	30-39	40-49	50+
K. Fairbairn	1/1	7/7	9/9	9/12	3/5
TEXANS	1/1	7/7	9/9	9/12	3/5
OPPONENTS	0/0	2/2	6/6	9/9	1/4

K. Fairbairn (42G, 36G) (54SH, 34G) (23G, 28G, 54G) (40G, 59WR, 29G, 37G) (48WL, 20G, 21G, 19G, 36G) (33G, 27G) (44G, 48G) (-) (46G, 37G) (23G, 44WL, 33G, 54G, 45WR) (43G, 47G) (35G, 42G, 48G, 53G, 38G)
OPP: (39G, 35G) (42G, 31G) (44G, 30G) (42G, 44G) (27G, 43G, 48G) (23G, 52G) (-) (37G, 41G, 46G) (44G, 62WR, 51WR) (63SH) (31G) (-)
 2-Pt Conv: TM 0-1 **OPP** 1-3

2018 TEXANS REGULAR SEASON DEFENSIVE STATISTICS

2018 REGULAR SEASON HOUSTON TEXANS DEFENSIVE STATS
(THROUGH WEEK 13)

PLAYER	SOLO	ASST.	TOTAL	TFL	SACKS/YDS.	QBH	FR	FF	INT./YDS.	PD
McKinney, Benardrick	53	31	84	4	1.5/8	4	0	1	0/0	2
Mathieu, Tyrann	60	12	72	4	3.0/20	3	1	0	2/6	6
Cunningham, Zach	52	19	71	3	0.0/0	2	0	1	1/38	5
Jackson, Kareem	53	14	67	5	1.0/13	1	1	2	2/24	11
Reid, Justin	45	12	57	1	0.0/0	1	1	1	3/128	9
Watt, J.J.	35	11	46	14	11.5/82	20	0	5	0/0	3
Joseph, Johnathan	38	7	45	1	0.0/0	0	0	0	2/46	10
Clowney, Jadeveon	27	5	32	12	7.0/58	15	2	0	0/0	0
Mercilus, Whitney	16	14	30	5	3.5/24	11	0	2	0/0	0
Colvin, Aaron	18	6	24	0	0.0/0	0	2	0	0/0	0
Reader, D.J.	19	5	24	4	2.0/10	3	0	0	0/0	0
Dunn, Brandon	13	10	23	4	0.0/0	0	0	1	0/0	0
Wright, Shareece	19	4	23	1	0.0/0	0	0	0	0/0	4
Blackson, Angelo	11	5	16	1	1.0/7	2	0	0	0/0	3
Scarlett, Brennan	8	4	12	0	0.0/0	2	0	1	1/8	3
Cole, Dylan	10	0	10	0	0.0/0	0	0	0	0/0	1
Covington, Christian	4	6	10	3	2.5/16	4	0	0	0/0	0
Ejiofor, Duke	5	2	7	1	1.0/8	2	1	0	0/0	2
Peters, Brian	3	4	7	0	0.0/0	0	0	0	0/0	0
Jamerson, Natrell	5	0	5	0	0.0/0	0	0	0	0/0	1
Kalambayi, Peter	1	4	5	0	0.0/0	0	0	0	0/0	0
Hal, Andre	3	1	4	0	0.0/0	0	0	0	1/0	2
Johnson, Kevin	1	3	4	0	0.0/0	0	0	0	0/0	0
Tyson, Mike	2	2	4	0	0.0/0	0	0	0	0/0	1
Keyes, Josh	2	1	3	0	0.0/0	1	0	0	0/0	0
Heath, Joel	2	0	2	0	0.0/0	0	0	0	0/0	0
Bademosi, Johnson	0	1	1	0	0.0/0	0	0	0	0/0	0
Webster, Kayvon	1	0	1	0	0.0/0	0	0	0	0/0	0
Hopkins, DeAndre	0	0	0	0	0.0/0	0	0	0	0/0	1
TEXANS TOTALS	506	183	689	63	34.0/246	71	8	14	12/250	64
OPP. TOTALS	490	295	785	61	41.0/235	93	5	9	9/24	38

Asst=Assist Total=Combined TFL=Tackle for a Loss QBH=Quarterback Hit Int=Interception PD=Pass Defense FF=Forced Fumble FR=Fumble Recovery

2018 REGULAR SEASON TEXANS SPECIAL TEAMS			
PLAYER	TKIS.	ASST.	TOTAL
Kalambayi, Peter	5	2	7
Moore, A.J.	4	3	7
Howell, Buddy	5	1	6
Scarlett, Brennan	4	2	6
Bademosi, Johnson	4	1	5
Coates Jr., Sammie	1	3	4
Reid, Justin	3	0	3
Adams, Tyrell	1	1	2
Hal, Andre	1	1	2
Jamerson, Natrell	1	1	2
Keyes, Josh	1	1	2
Webb III, Joe	2	0	2
Blue, Alfred	1	0	1
Cunningham, Zach	0	1	1
Ejiofor, Duke	0	1	1
Peters, Brian	0	1	1
Tyson, Mike	1	0	1
Weeks, Jon	0	1	1
TOTALS	34	20	54

DEFENSIVE STATS BY RANK									
SACKS		INTERCEPTIONS		TACKLES FOR LOSS		PASSES DEFENSED		QUARTERBACK HITS	
PLAYER	NO.	PLAYER	NO.	PLAYER	NO.	PLAYER	NO.	PLAYER	NO.
J. Watt	11.5	J. Reid	3	J. Watt	14	K. Jackson	11	J. Watt	20
J. Clowney	7.0	J. Joseph	2	J. Clowney	12	J. Joseph	10	J. Clowney	15
W. Mercilus	3.5	K. Jackson	2	K. Jackson	5	J. Reid	9	W. Mercilus	11
T. Mathieu	3.0	T. Mathieu	2	W. Mercilus	5	T. Mathieu	6	B. McKinney	4
C. Covington	2.5	A. Hal	1	B. Dunn	4	Z. Cunningham	5	C. Covington	4
D. Reader	2.0	B. Scarlett	1	B. McKinney	4	S. Wright	4	D. Reader	3
B. McKinney	1.5	Z. Cunningham	1	D. Reader	4	A. Blackson	3	T. Mathieu	3
A. Blackson	1.0			T. Mathieu	4	B. Scarlett	3	A. Blackson	2
D. Ejiofor	1.0			C. Covington	3	J. Watt	3	B. Scarlett	2
K. Jackson	1.0			Z. Cunningham	3	A. Hal	2	D. Ejiofor	2
				A. Blackson	1	B. McKinney	2	Z. Cunningham	2
				D. Ejiofor	1	D. Ejiofor	2	J. Keyes	1
				J. Joseph	1	D. Cole	1	J. Reid	1
				J. Reid	1	D. Hopkins	1	K. Jackson	1
				S. Wright	1	M. Tyson	1		
						N. Jamerson	1		

2018 TEAM NOTES

GOING STREAKING

With a win vs. Cleveland in Week 13, the Texans extended their winning streak to nine games, which marks the longest win streak in franchise history and the longest active winning streak in the NFL.

Houston currently has the second-longest win streak in the league this season behind the New Orleans Saints (10 in Weeks 2-12) and became the first team in league history to win nine consecutive games after starting a season 0-3.

The Texans improved their record to 5-1 at home in 2018 and have won five straight home games for the first time since 2016. In Week 11 at Washington, Houston earned its fourth-consecutive road win, which marks the first four-game road winning streak for the franchise since 2012. Houston is now 4-2 on the road this season after having won three road games total in 2016-17. Houston's four-game road winning streak ties for second-longest in franchise history (six in a row in 2012).

The Texans were just the second team in NFL history to start 0-3 and find themselves in first place in their division after seven games, joining the Kansas City Chiefs in 2011. In the Super Bowl era, there have been 233 teams start 0-3 and Houston is the first to go to 9-3 after an 0-3 start. The last team to start 0-3 and win their division was the 1992 Chargers.

LONGEST WIN STREAKS, FRANCHISE HISTORY

Rk	Season(s)	Weeks	Streak
1	2018	4 - 13	9
2	2011	7 - 14	7
3t	2012	7 - 13	6
3t	2009-10	14 - 2	6

LONGEST WIN STREAKS IN NFL, 2018 SEASON

Rk	Team	Weeks	Streak
1	New Orleans Saints	2 - 12	10
2	Houston Texans	4 - 13	9
3	Los Angeles Rams	1 - 8	8
4t	Three teams tied		6

LONGEST WIN STREAKS AFTER 0-3 START, NFL HISTORY

Rk	Team	Year	Streak
1	Houston Texans	2018	9
2	New York Giants	1925	7
3t	New York Giants	1970	6
3t	Chicago Bears	1955	6

GETTING DEFENSIVE

The Texans are allowing just 17.9 points per game during their nine-game winning streak, which ranks second in the NFL in Weeks 4-13, and 338.6 total net yards per game, which ranks 11th in the NFL during that span. The Texans have also forced 19 turnovers during their streak, which is tied for the second-most in the NFL since Week 4.

Houston is 6-0 when allowing 19-or-fewer points this season (Weeks 5-7, 9 and 12-13) and 85-15 in franchise history.

NFL DEFENSIVE RANKINGS, 2018

Category	Stat	NFL Rank
Total Points (PPG)	19.6	3rd
Total Yards Per Game	341.5	10th
Yards Per Play	5.36	9th
Rush Yards Per Game	91.3	5th
Yards Per Rush	3.74	4th
Pass Yards Per Game	250.2	18th
Yards Per Pass Attempt	6.37	12th
20+ Yard Plays Allowed	41	7th
Sacks	34	10th
Takeaways	22	4th

HOLDING ON TO HALFTIME LEADS

Under Head Coach **Bill O'Brien** (2014-18), the Texans are 30-1 when leading at halftime of a regular season game. Houston's 96.77 winning percentage when leading at halftime is the best in the NFL over that span.

This season, Houston has led at halftime in each of their wins (Weeks 4-13), giving them a 9-0 record when leading at the break in 2018. In franchise history, the Texans are 44-7 (86.27%) in games when they lead by double digits at the half and 17-0 in such games under O'Brien.

BEST WINNING PERCENTAGE WHEN LEADING AT HALFTIME SINCE 2014

Rk	Team	Games	Record	Win %
1	Houston	31	30-1	96.77
2	New England	54	51-3	94.44
3	Denver	37	34-3	91.89
4t	L.A. Rams	19	17-2	89.47
4t	Seattle	38	34-4	89.47

TURNOVER DIFFERENTIAL

Since 2015, the Texans are 19-1 when they have a positive turnover differential in a game, including 6-1 this season. Houston's 95.00 winning percentage when they win the turnover battle is tied for the second-best in the league since 2015.

Houston has a turnover differential of plus-eight in 2018, which ranks tied for seventh in the NFL and tied for second in the AFC. They have forced 22 takeaways (12 interceptions and 10 fumble recoveries) while turning the ball over 14 times (nine interceptions and five fumbles lost).

The Texans also rank third in the NFL and first in the AFC in points off turnovers in 2018 with 84 points scored off their 22 takeaways.

The Texans did not turn the ball over in three consecutive games (Weeks 7-9) for the first time in franchise history and have avoided turning the ball over in a game five times this season.

WIN PERCENTAGE IN GAMES WITH POSTIVE TURNOVER DIFFERENTIAL, SINCE 2015

Rk	Team	Games	Record	Win %
1	Carolina	29	28-1	96.55
2t	Houston	20	19-1	95.00
2t	Denver	20	19-1	95.00
3t	Arizona	18	17-1	94.44
5	L.A. Chargers	16	15-1	93.75

YARD WORK

Through Week 13, the Texans are averaging 374.0 total net yards per game on offense, which ranks sixth in the AFC and 12th in the NFL. Houston also has the third-most total net yards (4,488) through Week 13 in franchise history.

In Week 12 vs. Tennessee, Houston gained 462 total net yards (281 rushing, 181 passing) and recorded the most rushing yards (281) in a game in franchise history. The Texans also joined the Chiefs, Rams, Buccaneers, Saints, Patriots and Steelers as the only teams to record six-or-more games with at least 420 total yards this season.

The Texans gained 462 total net yards (88 rushing and 374 passing) in Week 5 vs. Dallas, which marked the first time in franchise history the Texans have gained at least 420 yards on offense in four consecutive games (Weeks 2-5).

The Texans compiled 437 total net yards (148 rushing and 289 passing) in Week 2 at Tennessee, 427 total net yards (59 rushing and 368 passing) in Week 3 vs. the N.Y. Giants, 466 total net yards (119 rushing and 347 passing) in Week 4 at Indianapolis and 427 net yards (188 rushing and 239 passing) in Week 8 vs. Miami.

Houston's Week 4 output marked the most total net yards gained in a game since Week 8 of 2017 at Seattle (509) and the Texans' 374 passing yards in Week 5 marked the most since Week 4 of 2015 at Atlanta (374).

2018 TEAM NOTES

FEELING DANGEROUS

The Texans earned a 29-13 victory in Week 13 vs. Cleveland behind a terrific defensive performance against Browns rookie QB **Baker Mayfield**.

Houston forced four total turnovers in the game (three interceptions, one fumble recovery), which marked the most turnovers forced in a game by the Texans this season and most since Week 4 of the 2017 season vs. Tennessee (five turnovers). The Texans also did not turn the ball over on offense against Cleveland for the fifth time this season and had a turnover differential of plus-four in their win.

Houston held the Browns to 2-of-8 on third down (25 percent) and 0-for-2 on fourth down (0 percent). Cleveland also managed only 31 total rushing yards, including just three yards in the second half which is the least amount of rushing yards allowed in the second half of a game for Houston since Week 17 of the 2015 season vs. Jacksonville.

The Texans intercepted Mayfield three times in the first half, which ties for the most team interceptions in the first half of a game in franchise history. ILB **Zach Cunningham**, CB **Johnathan Joseph** and S **Andre Hal** were each responsible for one.

The Texans shut out the Browns in the first half, which marked the third first-half shutout of the season for the Texans (Week 6 vs. Buffalo and Week 7 at Jacksonville). They also won the time of possession battle 37:35 to 22:25.

Houston is now 3-0 against the Browns under Head Coach **Bill O'Brien** (2014-18), including 2-0 at home.

BUILDING A WALL

The Texans rank fourth in the NFL and first in the AFC in opponent rushing average this season, allowing just 3.74 yards per carry. The Texans are one of only four teams to not allow a 100-yard rusher in 2018, joining the Colts, Vikings and Saints. The Texans have also only allowed six rushing touchdowns this season, which ranks third in the NFL and second in the AFC behind the Bears (four) and Patriots (five).

OPPONENT RUSHING AVERAGE IN NFL IN 2018

Rk	Team	Att	Yds	Avg	Lg	TD
1	New Orleans Saints	255	905	3.55	28t	10
2	Dallas Cowboys	298	1095	3.67	32	7
3	Chicago Bears	277	1030	3.72	32	4
4	Houston Texans	293	1096	3.74	39	6
5	Minnesota Vikings	318	1190	3.74	21	8

RUNNING START

The Texans are averaging 140.8 rushing yards per game this season, which leads the AFC and ranks third in the NFL. Houston also has the third-most rushing yards through Week 13 in franchise history (1,689).

The Texans have recorded at least 150 rushing yards four times this season, which is tied for the most in the AFC and third-most in the NFL.

RB **Lamar Miller** (876), RB **Alfred Blue** (446) and QB **Deshawn Watson** (375) have each recorded more than 350 rushing yards, which marks the first time in team history that the Texans have three players each with at least 350 rushing yards in the same season. The Seahawks and Ravens are the only other teams in the NFL to accomplish the feat this season.

In Houston's 34-17 victory vs. the Titans in Week 12, the Texans ran for the most rushing yards in a game in franchise history with 281 and the highest rushing average in a game in team history at 8.3 yards per carry.

Houston had 315 rushing yards in Weeks 1-2, which tied for the most rushing yards gained in Weeks 1-2 in team history (2010). Houston also had three players (Miller, Watson and Blue) each record more than 30 yards rushing in Weeks 1-2. This marks the first time the Texans had three players run for 30-or-more yards in back-to-back games since Weeks 10-11 of 2006 (**David Carr**, **Samkon Gado** and **Wali Lundi**). Additionally, for the first time in franchise history, Houston has had three players rush for at least 30 yards in the same game four times in a season.

FIVE SEASONS UNDER OB

By earning their ninth victory of the season in Week 13 vs. Cleveland, the Texans clinched their fourth winning season in five years under Head Coach **Bill O'Brien** (2014-18). Prior to O'Brien's tenure, the Texans had only put together three winning seasons in franchise history and all were under **Gary Kubiak**: 9-7 in 2009, 10-6 in 2011 and 12-4 in 2012.

O'Brien has the most wins by any head coach in franchise history through their first five seasons with the team with 40. Kubiak, who served as head coach from 2006-2013, ranks second with 37 wins in his first five years.

O'Brien's four winning seasons with the Texans ranks tied for fourth among current NFL head coaches in their first five full seasons with their current team and tied for third among current NFL head coaches in their first five full seasons as a head coach.

WINNING SEASONS FOR CURRENT NFL HEAD COACHES, FIRST FIVE FULL SEASONS WITH CURRENT TEAM

Rank	Coach	Team	Winning Seasons
1t	Mike Tomlin	Pittsburgh Steelers	5
1t	John Harbaugh	Baltimore Ravens	5
1t	Andy Reid	Kansas City Chiefs	5
4t	Bill O'Brien	Houston Texans	4
4t	Bill Belichick	New England Patriots	4

WINNING SEASONS FOR CURRENT NFL HEAD COACHES, FIRST FIVE FULL SEASONS AS A HEAD COACH

Rank	Coach	Team	Winning Seasons
1t	Mike Tomlin	Pittsburgh Steelers	5
1t	John Harbaugh	Baltimore Ravens	5
3t	Bill O'Brien	Houston Texans	4
3t	Andy Reid	Kansas City Chiefs	4

'SEEL' OF APPROVAL

Under Special Teams Coordinator **Brad Seely** and Assistant Special Teams Coach **Tracy Smith**, the Texans have made a big leap in a number of categories in 2018. Houston ranks second in the NFL in starting field position with an average starting field position at the 31.3-yard line, and second in opponent starting field position (25.3).

The Texans also rank second in the NFL in opponent average starting field position following a kickoff (23.5) and fifth in team average starting field position following a kickoff (25.9). Additionally, Houston ranks third in the NFL in opponent kickoff return average (19.4) and sixth in opponent punt return average (6.8). The Texans are also 11th in team kick return average (24.1) and 12th in team punt return average (8.8).

TEXANS ON SPECIAL TEAMS IN 2017 VS. 2018

Category	2017 (NFL Rk)	2018 (NFL Rk)
Kickoff Return Avg.	20.7 (21st)	24.1 (11th)
Opp. Kickoff Return Avg.	20.3 (11th)	19.4 (3rd)
Punt Return Avg.	8.5 (17th)	8.8 (12th)
Opp. Punt Return Avg.	12.4 (32nd)	6.8 (6th)
Starting Field Position	25.2 (32nd)	31.3 (2nd)
Opp. Starting Field Position	29.7 (26th)	25.3 (2nd)

WINNING FORMULA

The Texans won five games in a row while attempting 25-or-fewer passes in each of the wins (Weeks 7-12). That marks the longest streak in franchise history and ties for the third-longest streak in the NFL since 1991.

For the season, Houston is averaging 31.5 rushes per game, which leads the AFC and ranks second in the NFL. Houston is also only averaging 30.4 pass attempts per game, which ranks tied for 27th in the NFL.

During their nine-game winning streak, Houston has averaged 33.2 rushes per game, which ranks first in the AFC and third in the NFL, and 146.1 rushing yards per game, which ranks first in the AFC and second in the NFL. The Texans are also averaging 28.8 pass attempts per game, which is 30th in the NFL during their win streak.

2018 TEAM NOTES

NO EASY WINS

According to ESPN, the Texans currently have the fifth-best strength of victory in the AFC. Strength of victory measures the combined won-lost-tied percentage of all the teams that a club has defeated.

AFC STRENGTH OF VICTORY RANKINGS, 2018

Rank	Team	SOV
1t	New England Patriots	.528
1t	Tennessee Titans	.528
3	Cincinnati Bengals	.467
4	Denver Broncos	.465
5t	Houston Texans	.458
5t	Jacksonville Jaguars	.458

K-JACK & THE HONEY BADGER

In Week 11 at Washington, CB/S **Kareem Jackson** and S **Tyrann Mathieu** became the first pair of defensive backs to each have at least eight solo tackles, one tackle for loss, 1.0 sack and one quarterback hit in the same game since **Rodney Harrison** and **Alex Molden** did it for the Chargers in Week 17 of the 2002 season.

Jackson tied for the team lead and matched his single-game career high with nine total tackles (eight solo) and recorded 1.0 sack, one quarterback hit, one tackle for loss and one pass defended.

Mathieu also tied for the team lead with nine total tackles (eight solo) and recorded 1.0 sack, one quarterback hit and one tackle for loss.

THREE-HEADED MONSTER

The Texans have had three different players (WR **DeAndre Hopkins**, WR **Will Fuller V** and WR **Keke Coutee**) record at least one 100-yard receiving game in a season for the first time since 2013. It also marked the first time it has occurred in the first four weeks of a season in team history.

In addition, the eight individual performances of 100-plus receiving yards in a game, Hopkins (four), Fuller (three) and Coutee (one) were the most the Texans have ever had in the first 10 games of a season.

In Week 4 at Indianapolis, Houston had two receivers, Hopkins (169) and Coutee (109), each compile more than 100 receiving yards. It marked the second game this season where two receivers each had more than 100 receiving yards.

In Week 2, Hopkins (110) and Fuller (113) accomplished the feat for the third time together (Week 8 of 2017 and Week 2 of 2016).

This season marks the first time since 2011 and only the second time in franchise history that the Texans have had multiple games where two receivers compiled more than 100 yards in the same game in one season. WR **Andre Johnson** (128) and TE **James Casey** (126) did it in Week 3 of 2011 and then TE **Joel Dreessen** (112) and RB **Arian Foster** (116) accomplished the feat in Week 5 of 2011. Hopkins (10) and Coutee (11) also became the third pair of receivers in Texans history to each record 10-plus receptions in a game, joining Johnson (12) and **Kevin Walter** (11) in 2010 and Johnson (10) and **Eric Moulds** (10) in 2006.

Additionally, over the last two seasons (2017-18), Hopkins (21) and Fuller (11) are tied for second in the NFL in touchdown receptions by a pair of teammates (32), trailing Chiefs WR **Tyreek Hill** (18) and TE **Travis Kelce** (17).

MOST TOUCHDOWN RECEPTIONS BY PAIR OF TEAMMATES, SINCE 2017

Rk / Players	Team	Rec TDs
1. Tyreek Hill (18) & Travis Kelce (17)	KC	35
2t. DeAndre Hopkins (21) & Will Fuller V (11)	HOU	32
2t. Antonio Brown (21) & JuJu Smith-Schuster (11)	PIT	32
4t. Zach Ertz (14) & Alshon Jeffery (13)	PHI	27
4t. Stefon Diggs (14) & Adam Thielen (13)	MIN	27

SACK ATTACK

In Week 11 at Washington, the Texans tallied five team sacks and had five different players record a sack, which marks the first time at least five different players have recorded a sack in a game since Week 13 of 2006 at Oakland. DE/OLB **Jadeveon Clowney**, CB/S **Kareem Jackson**, S **Tyrann Mathieu**, OLB **Whitney Mercilus** and DE **J.J. Watt** each brought down QB **Alex Smith** and QB **Colt McCoy**. It also marked the first time Clowney, Mercilus and Watt each recorded a sack in a game together.

The Texans defense held Smith and McCoy to 18-of-39 passing (46.2%), which marks the lowest completion percentage against the Texans since Week 15 of the 2016 season vs. Jacksonville. The Texans defense also held the Redskins quarterbacks to the lowest passer rating (47.9) against the Texans since Week 6 of the 2017 season when Browns QB **Kevin Hogan** posted a 38.1 passer rating and Houston recorded the most passes defended (eight) since Week 6 of 2017 vs. Cleveland.

The Texans also held the Redskins to 278 total net yards (124 rushing, 154 passing) and forced two interceptions, one by S **Justin Reid** and one by OLB **Brennan Scarlett**. Houston improved their all-time record against the Redskins to 3-2 overall and 2-1 on the road. Houston is 2-0 against the Redskins under Head Coach **Bill O'Brien** and improved their record to 2-1 against the NFC East this season and 1-0 on the road.

GET OFF THE FIELD

Since 2014, the Texans rank second in the NFL in third-down defense with a 34.9 opponent third-down percentage.

Houston has held their opponents to below 35 percent on third down in six games this season: Week 1 at New England (28.6%), Week 2 at Tennessee (33.3%), Week 5 vs. Dallas (28.6%), Week 8 vs. Miami (30.8%), Week 12 vs. Tennessee (33.3%) and Week 13 vs. Cleveland (25.0%).

In 2017, Houston ranked fifth at 35.3 percent, which was also the fifth-lowest mark in team history. In 2016, Houston finished 11th in the NFL (38.5%) in third-down percentage allowed. In 2015, Houston led the NFL in third-down defense with a 28.5 percentage, which was the lowest single-season mark in franchise history. In 2014, Houston ranked third in the NFL allowing 33.9 percent of third down attempts.

LOWEST OPP. 3RD DOWN PERCENTAGE, SINCE 2014

Rk	Team	Conv.	Att.	Pct.
1	Minnesota Vikings	333	968	34.4
2	Houston Texans	354	1015	34.9
3	Denver Broncos	377	1056	35.7
4	Arizona Cardinals	380	1025	37.1
5	Seattle Seahawks	359	965	37.2

THE MEN IN THE MIDDLE

In Houston's Week 6 victory vs. the Bills, ILB **Zach Cunningham** and ILB **Benardrick McKinney** led the way on defense with two dynamic performances. Cunningham led the team with a career-high 13 total tackles (nine solo). His 13 total tackles are the most recorded by a Texans player since McKinney (16) in Week 3 of the 2016 season at New England.

McKinney finished second on the team in Week 6 with 11 total tackles (six solo) and tallied 1.0 sack, two quarterback hits and one tackle for loss. He recorded the most total tackles he's had in a game since Week 1 of the 2017 season vs. Jacksonville (11). He also notched 11 total tackles and 1.0 sack in a game for a fourth time in his career, which passes **DeMeco Ryans** and **Jamie Sharper** (three) for the most games with at least 11 total tackles and 1.0 sack in franchise history.

Cunningham (13) and McKinney (11) combined for the most total tackles by a pair of Texans since Week 3 of the 2010 season vs. Dallas when **Bernard Pollard** (15) and **DeMeco Ryans** (10) combined for 25 total tackles. It also marked the first time the Texans had two players with 11-or-more total tackles since Week 4 of the 2010 season at Oakland when Ryans (11) and Pollard (11) accomplished the feat.

2018 TEAM NOTES

PEER PRESSURE

The Texans have had five different players record at least 2.0 sacks and four tackles for loss in a single game in franchise history: DE **J.J. Watt**, DE/OLB **Jadeveon Clowney**, OLB **Whitney Mercilus**, OLB **Connor Barwin** and DE **Mario Williams**. That is tied with the Los Angeles Rams for the most players on one team to accomplish the feat since tackles for loss became an official NFL statistic.

Clowney is the only player to record 2.0 sacks, four tackles for loss and one fumble recovery returned for a touchdown in a single game since 2002 and he has accomplished the feat twice (Week 3 of 2017 at New England and Week 4 of 2018 at Indianapolis).

Watt has recorded 2.0 sacks and four tackles for loss in a single game eight times in his career, which is the most by any player since tackles for loss became an official NFL statistic. **DeMarcus Ware** is second with four.

90 AND 99

DE **J.J. Watt** (11.5) and DE/OLB **Jadeveon Clowney** (7.0) have a combined 18.5 sacks, which is the fourth-most by any teammate duo in 2018, trailing Broncos OLB **Von Miller** (12.5) and OLB **Bradley Chubb** (10.0), Rams DT **Aaron Donald** (16.5) and ILB **Cory Littleton** (4.0) and Chiefs LB **Dee Ford** (10.5) and DL **Chris Jones** (10.0).

In Houston's Week 4 win at Indianapolis, Watt, who won AFC Defensive Player of the Month for September, and Clowney, who won AFC Defensive Player of the Week for Week 4, became the second pair of teammates to combine for at least 4.0 sacks, five tackles for loss, five quarterback hits and a fumble recovery returned for a touchdown in the same game since those stats began being tracked by the NFL. Watt finished the game with four total tackles (four solo), 2.0 sacks, one tackle for loss, two quarterback hits and two forced fumbles while Clowney recorded four total tackles (four solo), 2.0 sacks, four quarterback hits, four tackle for loss and one fumble recovery for a touchdown.

Since 2014, only three NFL players have recorded multiple games with at least 2.0 sacks, two tackles for loss, three quarterback hits and one fumble recovery: Clowney (three), Watt (two) and **Von Miller** (two).

OFFENSIVE EXPLOSION

In Week 8 vs. Miami, the Texans tallied the most points scored (42) since Week 4 of 2017 vs. Tennessee (57). Houston scored 28 points in the second half, which is tied for the second-most second half points scored in franchise history and the most since Week 6 of 2010 vs. Kansas City (28). The Texans recorded more touchdown passes (five) than incompletions (four) in the game and had three touchdown drives that lasted under one minute. Additionally, Houston converted 6-of-12 third down attempts (50 percent), 1-of-1 fourth down attempts (100 percent), 4-of-4 red zone attempts (100 percent) and 3-of-3 goal to go attempts (100 percent).

CAGING THE JAGUARS

The Texans put together their best defensive performance of the season in a 20-7 win at Jacksonville in Week 7. Houston shut out the Jaguars in the first half, which marked the second week in a row Houston didn't allow a point to their opponent in the first half (Week 6 vs. Buffalo). It also marked the first time Houston shut out their opponents in the first half of back-to-back games since Weeks 15-16 of 2004 when they accomplished the feat in Week 15 at Chicago and Week 16 at Jacksonville.

In Week 7, the Texans forced the most forced fumbles (three) in a game since forcing four in Week 3 of the 2017 season at New England. Houston also held the Jaguars to 259 total net yards (70 rushing and 189 passing) and just 15 first downs (four rushing, 11 passing). The Texans earned their seventh win in the last nine meetings with Jacksonville and their first win against the Jaguars since Week 15 of 2016. Houston is now 20-13 all-time against the Jaguars, including 7-2 under **Bill O'Brien** (2014-18).

TAKING DOWN THE TITANS

In Houston's 34-17 victory vs. the Titans in Week 12, the Texans ran for the most rushing yards in a game in franchise history with 281 and the highest rushing average in a game in team history at 8.3 yards per carry.

Houston gained 462 total net yards (281 rushing, 181 passing) and 19 first downs (seven rushing, 11 passing, one by penalty) while not turning the ball over once all game. The Texans also converted 3-of-3 redzone trips (100 percent) and their only fourth down attempt of the game.

In the first half, the Texans scored 24 points, which tied for the fifth-most points scored in the first half in franchise history and the most since Week 6 of 2017 vs. Cleveland. Houston also recorded the sixth-most total yards (295) in a first half in franchise history and the most first half total yards since Week 4 of the 2013 season at Seattle.

Defensively, the Texans recorded the most sacks (6.0) in a game since tallying 8.0 sacks in Week 17 of the 2015 season vs. Jacksonville. Houston has totaled 5.0-or-more sacks in back-to-back games of a season for the first time in franchise history. The Texans held the Titans to 14 first downs (three rushing, 10 passing, one by penalty) and 105 rushing yards while also forcing one turnover when OLB **Brennan Scarlett** forced a fumble on Titans RB **Derrick Henry** in the fourth quarter that was recovered by CB **Aaron Colvin**. Houston also held the Titans to 4-of-12 on third down (33 percent), 0-for-1 on fourth down (0 percent) and 0-for-2 in the redzone (0 percent). The Texans improved their record against the Titans to 7-3 overall under Head Coach **Bill O'Brien**, including 5-0 at home.

SPECIAL PERFORMANCES

In Week 6 vs. the Bills, the Texans made multiple key plays on special teams that helped lead to their third-consecutive victory. Houston blocked a punt by Bills P **Corey Bojorquez** in the second quarter, which marked the first blocked punt for the Texans since RB **Alfred Blue** blocked a punt in Week 1 of the 2014 season vs. Washington. The punt was blocked by ILB **Tyrell Adams** and recovered by OLB **Brennan Scarlett**.

Scarlett had a huge game on special teams for Houston. He recovered the blocked punt at the Buffalo 35-yard line and returned it 14 yards to the Buffalo 21-yard line. He also recorded the first fumble recovery of his NFL career at the Buffalo 29-yard line after Bills WR **Ray-Ray McCloud III** muffed a punt by Texans P **Trevor Daniel** in the first quarter. Additionally, Scarlett tallied one special teams tackles, which marked his second of the season and eighth of his NFL career. Houston hit a field goal four plays after Scarlett recovered the blocked punt and scored a touchdown five plays after the fumble recovery on the muffed punt.

RB **Buddy Howell** recorded two special teams tackles and a forced fumble. Howell forced a fumble on McCloud on the opening kickoff of the game that was recovered by Buffalo.

KEY PLAYS ON D

In Week 6 vs. Buffalo, Houston put together a terrific defensive performance to lead to their 20-13 victory over the Bills. The Texans sealed the win on a 28-yard interception returned for a touchdown by CB **Johnathan Joseph** off Bills QB **Nathan Peterman** with 1:23 left in the game to give Houston a 20-13 lead after K **Ka'imi Fairbairn** made the extra point.

For the game, the Texans held the Bills to 229 total net yards (100 rushing and 129 passing) and 12 first downs (four rushing, eight passing). Houston allowed just 13 points to the Bills and shut out Buffalo in the first half, marking the first time the Texans haven't allowed any points to an opponent in the first half since Week 16 of the 2015 season at Tennessee. Houston followed up that performance with a second-consecutive first half shutout against Jacksonville in Week 7.

The Texans improved their all-time record against the Bills to 5-4 (3-2 at home) and earned their first win against Buffalo since Week 4 of the 2014 season. Houston also improved their record against the Bills to 2-1 overall and 2-0 at home under Head Coach **Bill O'Brien**.

2018 TEAM NOTES

TEXANS WITH TENURE

Texans LS **Jon Weeks** passed **Duane Brown** (133) for the second-most games played in franchise history and owns the franchise record for consecutive games played (140). He has snapped on every field goal attempt, extra point attempt and punt for Houston since he signed as a free agent in 2010.

CB/S **Kareem Jackson** tied **Kris Brown** (128) for the fourth-most games played in Texans history while CB **Johnathan Joseph** passed Pitts (114) for the sixth-most games played in franchise history.

MOST CAREER GAMES PLAYED, TEXANS HISTORY

Rank	Player	Seasons	GP
1	Andre Johnson	2003-2014(12)	169
2	Jon Weeks	2010-2018(9)	140
3	Duane Brown	2008-2017(10)	133
4t	Kareem Jackson	2010-2018(9)	128
4t	Kris Brown	2002-2009(8)	128
6	Johnathan Joseph	2011-2018(8)	116
7	Chester Pitts	2002-2009(8)	114
8	Chris Myers	2008-2014(7)	112
9	Kevin Walter	2006-2012(7)	109
10	Brian Cushing	2009-2017(9)	104

EQUAL OPPORTUNITY EMPLOYER

P **Trevor Daniel** (Tennessee) and WR **Vyncint Smith** (Limestone) made the Texans' 53-man roster coming out of training camp this season after Houston signed them as college free agents following the 2018 NFL Draft.

This marks the sixth-straight year, dating back to 2013, that Houston has had at least one undrafted rookie from the same year's draft earn a spot on the Week 1 active roster. Below is a list of those 14 players over the past six seasons. Seven of the 14 players are still on the current Texans roster.

UNDRAFTED ROOKIES ON TEXANS WEEK 1 ROSTER, SINCE 2013

2018 (2)- P Trevor Daniel*, WR Vyncint Smith*

2017 (1)- ILB Dylan Cole*

2016 (3)- TE Stephen Anderson, DE Joel Heath*, OLB Brennan Scarlett*

2015 (3)- T Kendall Lamm*, C/G Greg Mancz*, OLB Carlos Thompson

2014 (1)- OLB Jason Ankrah

2013 (4)- CB A.J. Bouye, OLB Willie Jefferson, ILB Justin Tuggle, RB Cierre Wood

*indicates still on Texans roster

FIRST-ROUND FACTORS

The Texans are the only team in the NFL with every first round pick since 2010 still on its roster. Houston's first-round draft picks over that span have made immediate impacts, with all but two playing in 14-or-more games as a rookie.

TEXANS FIRST-ROUND DRAFT PICKS, Rookie Year GP/GS

Year	Pk	Player	GP	GS
2010	20	Kareem Jackson, CB/S	16	16
2011	11	J.J. Watt, DE	16	16
2012	26	Whitney Mercilus, OLB	16	4
2013	27	DeAndre Hopkins, WR	16	16
2014	1	Jadeveon Clowney, DE/OLB	4	4
2015	16	Kevin Johnson, CB	16	10
2016	21	Will Fuller V, WR	14	13
2017	12	Deshaun Watson, QB	7	6

TEXANS ROSTER QUICK FACTS

Oldest: QB **Brandon Weeden** (born 10/14/83) – age 34
Youngest: S **Justin Reid** (born 2/15/97) – age 21

Tallest: T **Julién Davenport** (6-7)
Shortest: WR **DeAndre Carter** (5-8)

Heaviest: DE/NT **D.J. Reader** (347 lbs)
Lightest: K **Ka'imi Fairbairn** & CB/S **Kareem Jackson** (183 lbs)

Most NFL Seasons: CB **Johnathan Joseph** (13)

State that produced the most Texans: Georgia, Louisiana, Mississippi, North Carolina, Ohio, South Carolina – 4 each

College that produced the most Texans: Clemson and Stanford – 4. Clemson (QB **Deshaun Watson**, WR **DeAndre Hopkins**, DE/NT **D.J. Reader** and DE **Carlos Watkins**) and Stanford (CB **Johnson Bademosi**, OLB **Brennan Scarlett**, S **Justin Reid** and ILB **Peter Kalambayi**)

Former 1st round picks: 10 – CB **Johnathan Joseph** (Bengals 2006), CB/S **Kareem Jackson** (Texans 2010), WR **Demaryius Thomas** (Broncos 2010), DE **J.J. Watt** (Texans 2011), OLB **Whitney Mercilus** (Texans 2012), QB **Brandon Weeden** (Browns 2012), WR **DeAndre Hopkins** (Texans 2013), DE/OLB **Jadeveon Clowney** (Texans 2014), WR **Will Fuller V** (Texans 2016) and QB **Deshaun Watson** (Texans 2017)

Pro Bowlers: 7 – CB **Johnathan Joseph** (2011-12 with Texans), DE **J.J. Watt** (2012-15 with Texans), WR **Demaryius Thomas** (2012-16 with Broncos), WR **DeAndre Hopkins** (2015, 2017 with Texans), S **Tyrann Mathieu** (2015 with Cardinals), LS **Jon Weeks** (2015 with Texans) and DE/OLB **Jadeveon Clowney** (2016-17 with Texans)

Texans with NCAA Championships: QB **Deshaun Watson** (Clemson 2016), DE **Carlos Watkins** (Clemson 2016) and CB/S **Kareem Jackson** (Alabama 2009)

Texans with relatives that also play professional sports: T **Julién Davenport** (cousin of NBA's Michael Kidd-Gilchrist), C **Nick Martin** (brother Zack is a three-time All-Pro selection, two-time Pro Bowl guard for the Dallas Cowboys), S **Justin Reid** (brother Eric is a safety for the Carolina Panthers), DE **J.J. Watt** (brother Derek is a fullback for the Los Angeles Chargers and brother T.J. is an outside linebacker for the Pittsburgh Steelers)

Texans who played other sports in college: CB **Johnson Bademosi** (track at Stanford), WR **DeAndre Hopkins** (basketball at Clemson), DE/NT **D.J. Reader** (baseball at Clemson) and QB **Brandon Weeden** (golf at Oklahoma State)

KEEPING THE CORE

The Texans have continued to make changes and improvements to their roster every offseason since Head Coach **Bill O'Brien** arrived in 2014. In fact, only 10 players are on the 53-man roster that were a part of the team in 2014: RB **Alfred Blue**, DE/OLB **Jadeveon Clowney**, TE **Ryan Griffin**, S **Andre Hal**, WR **DeAndre Hopkins**, CB/S **Kareem Jackson**, CB **Johnathan Joseph**, OLB **Whitney Mercilus**, DE **J.J. Watt** and LS **Jon Weeks**.

Houston has 26 players on the active roster that are new to the team in 2018, including 18 players acquired via free agency or the waiver wire, one player acquired via trade and seven rookies from the 2018 NFL Draft.

JADEVEON CLOWNEY NOTES

CLOWNEY COMIN'



CLOWNEY

DE/OLB **Jadeveon Clowney** has 12 tackles for loss this season, which is tied for the ninth-most in the NFL and ranks second on the Texans. He now has 60 tackles for loss in his NFL career (2014-18) and 16 career games with multiple tackles for loss, including three this season.

Clowney has registered four-or-more tackles for loss in a game in each of the last three seasons (Week 5 at MIN in 2016, Week 3 at NE in 2017 and Week 4 at IND in 2018).

Only **Aaron Donald** (two in 2018) has more than one game with four-or-more tackles for loss since 2016. Clowney has 49 total tackles for loss in that span (41 games), which is tied for the third-most in the NFL.

MOST TACKLES FOR LOSS IN THE NFL, SINCE 2016

Rk	Player	Team	Games	TFLs
1	Chandler Jones	ARI	44	54
2	Aaron Donald	LAR	42	52
3t	Jadeveon Clowney	HOU	41	49
3t	Cameron Jordan	NO	44	49

JACKING UP THE JAGS

In Week 7 at Jacksonville, DE/OLB **Jadeveon Clowney** finished with seven solo tackles, 2.0 sacks, two tackles for loss, four quarterback hits and one fumble recovery. He is the only player in the NFL this season with multiple games recording at least two tackles for loss, 2.0 sacks, four quarterback hits and one fumble recovery. Since 2014, Clowney is the only player in the NFL to record three games with at least 2.0 sacks, two tackles for loss, three quarterback hits and one fumble recovery: Week 3 of 2017 at NE, Week 4 of 2018 at IND and Week 7 of 2018 at JAX.

In Week 7, Clowney sacked Jaguars QB **Cody Kessler** for a loss of eight yards and again for a loss of six yards in the fourth quarter. It marked his second game with multiple sacks this season (Week 4 at Indianapolis) and the fifth multi-sack game of his NFL career (2014-18).

Clowney also recovered a fumble by Jaguars QB **Blake Bortles** at the Jaguars' 36-yard line on the opening drive of the game. The fumble was forced by Texans OLB **Whitney Mercilus**. It marked Clowney's second fumble recovery of the season and the fourth of his career. He tied his single-season career high in fumble recoveries (had two in 2017) and tied **Tim Dobbins**, **C.C. Brown** and **Jamie Sharper** (four) for the fifth-most career fumble recoveries in Texans history.

CLOWNEY VS. THE COLTS

The NFL named DE/OLB **Jadeveon Clowney** the AFC Defensive Player of the Week following his performance in the team's 37-34 overtime victory over the Colts in Week 4. He recorded four solo tackles, 2.0 sacks, four quarterback hits, four tackle for loss and one fumble recovery for a touchdown. He sacked QB **Andrew Luck** for a loss of nine yards in the second quarter and again for a loss of 10 yards on a critical play late in overtime.

Clowney became the only player to record at least 2.0 sacks, four tackles for loss and one fumble recovery returned for a touchdown since tackles for loss became an official NFL statistic and has now accomplished the feat twice (Week 3 of 2017). He recovered a fumble by Colts C **Ryan Kelly** in the endzone for his second career touchdown and became the first player in team history to record multiple games with at least 1.0 sack and a fumble recovery returned for a touchdown.

Clowney tied his single-game career high in sacks, quarterback hits, tackles for loss and fumble recoveries in the game. It marked the first time Clowney has earned Player of the Week honors in his career and the 41st time a Texan has won the award in franchise history. It is also the 15th time Houston has won AFC Defensive Player of the Week in team history and first since CB **Johnathan Joseph** in Week 6 of the 2017 season.

GAME CHANGER

In Week 11 at Washington, DE/OLB **Jadeveon Clowney** recorded five total tackles (four solo), 1.0 sack, one quarterback hits and two tackles for loss. He brought down Redskins QB **Colt McCoy** for a loss of nine yards in the fourth quarter. He now has 7.0 sacks this season and 27.0 in his NFL career (2014-18). In Week 9 at Denver, Clowney recorded one solo tackle, 1.0 sack, two quarterback hits and one tackle for loss. He sacked Broncos QB **Case Keenum** for a loss of 10 yards on 3rd-and-5 in the fourth quarter.

Clowney has 15 quarterback hits this season and 61 in his NFL career. He has 16 career game with multiple quarterback hits, including four this season. He also has seven games with three-or-more quarterback hits in his career and three games with four-or-more. Clowney, **J.J. Watt** and **Mario Williams** are the only players in Texans history with at least 60 tackles for loss and 60 quarterback hits. There have only been 11 players in the NFL since 2014 to record at least 60 tackles for loss and 60 quarterback hits and Watt and Clowney are the only pair of teammates to accomplish the feat while playing together.

DOMINATING DUO

In Week 4, DE **J.J. Watt** and DE/OLB **Jadeveon Clowney** became the second pair of teammates to combine for at least 4.0 sacks, five tackles for loss, five quarterback hits and a fumble recovery returned for a touchdown in the same game since those stats have been tracked by the NFL.

In Week 3 last season, Clowney compiled six solo tackles, 2.0 sacks, three quarterback hits, four tackles for loss and a fumble recovery returned for a touchdown. Only three other players have had 2.0-or-more sacks, three or-more tackles for loss, three-or-more quarterback hits and a fumble returned for a touchdown in a game since those stats were officially tracked by the NFL: **Demarcus Ware**, **Danielle Hunter** and Watt.

Clowney is the only player in the NFL to record at least 2.0 sacks, three tackles for loss, three quarterback hits and a fumble returned for a touchdown in multiple career games since those stats became officially tracked.

Watt accomplished the milestone in Week 6 of 2014 against Indianapolis when he compiled seven total tackles (four solo), 2.0 sacks, four quarterback hits, three tackles for loss and a fumble recovery for a touchdown. Watt also added three passes defended in that game.

BREAKOUT SEASON

In 2017, DE/OLB **Jadeveon Clowney** set single-season career highs in sacks (9.5), tackles for loss (21), quarterback hits (21), forced fumbles (two), fumble recoveries (two), total tackles (59), games played and games started (16). He also had two passes defended. He was named to his second career Pro Bowl (2016). Clowney's 21 tackles for loss were the fifth-most in a season in franchise history. Clowney led the Texans in sacks, tackles for loss, quarterback hits and fumble recoveries while finishing fifth on the team in total tackles and tied for first in fumbles forced last season. He recorded a five-game sack streak (Weeks 8-12), which is the longest streak of his career, and recorded 2.0-or-more sacks in two games, setting a single-season career high.

Clowney recorded 21 tackles for loss and 20 quarterback hits in 2017. He was the only player in the AFC and one of two players in the NFL with 20-or-more tackles for loss and 20-or-more quarterback hits this season, joining Cardinals OLB **Chandler Jones**. The last AFC players with 20-or-more tackles for loss and 20-or-more quarterback hits in a season were DE **Khalil Mack** (2015) and DE **J.J. Watt** who had 29 tackles for loss and 50 quarterback hits in 2015. Watt also accomplished the feat in 2012, 2013 and 2014. Watt and Clowney are the only players in franchise history to compile at least 20 tackles for loss and 20 quarterback hits in a season.

Clowney became the third player in team history with 2.0 sacks and a fumble return for a touchdown in a game (Week 3 of 2017 at NE), joining Watt and **Mario Williams**. Clowney finished eighth in the NFL in defensive fumble recoveries (two) and third in fumble return yards (71) in 2017.

DEANDRE HOPKINS NOTES

DOMINANT DEANDRE



HOPKINS

This season, WR **DeAndre Hopkins** has compiled 80 receptions for 1,115 yards (13.9 avg.) and eight touchdowns on 114 targets. He is fourth in the AFC in receptions per game (6.7), second in receiving yards per game (92.9), fifth in receiving touchdowns (eight) and leads the AFC in receiving first downs (55).

In Week 14 vs. Cleveland, Hopkins caught seven passes for 91 receiving yards (13.0 avg.). In Week 11 at Washington, Hopkins caught five passes for 56 receiving yards (11.2 avg.) and one touchdown. He caught a 16-yard touchdown pass from QB **Deshawn Watson** in the first quarter, which marked his eighth touchdown reception of the season and the 44th of his NFL career (2013-18). He has now caught 15 touchdowns from Watson in 19 games played together and leads all offensive skill players (WR, RB, TE & FB) in playtime percentage this season, playing in 99.27% of Houston's offensive plays (821-of-827).

Hopkins recorded at least one receiving touchdown in five consecutive games in Weeks 6-11, which tied his own franchise record for the most consecutive games with a touchdown reception. He caught a touchdown in five straight games in Weeks 4-9 of the 2017 season and is the only player in the NFL to record multiple streaks of at least five consecutive games with a touchdown reception since 2017.

In Week 9 at Denver, Hopkins recorded 10 receptions for 105 receiving yards (10.5 avg.) and one touchdown. He caught a 16-yard touchdown pass from Watson in the second quarter to give Houston a 13-3 lead. Hopkins registered his second game with 10-or-more receptions this season (Week 4 and 9) and his sixth career game with 10-or-more receptions. He is also one of seven NFL players to record multiple games with at least 10 receptions, 100 receiving yards and one touchdown this season.

In Week 8 vs. Miami, Hopkins caught six passes for 82 yards (13.7 avg.) and two touchdowns. He caught a 49-yard touchdown pass and a two-yard touchdown pass from Watson in the fourth quarter. It marked his first multi-touchdown game of 2018 and the seventh of his career.

WHERE DEANDRE HOPKINS RANKS IN 2018

Category	Hopkins	NFL RK	AFC RK	NFL Leader
Receptions/Game	6.7	t-10th	4th	A. Thielen - 8.2
Rec. Yards/Game	92.9	t-6th	2nd	J. Jones - 110.3
Receiving TDs	8	t-8th	5th	A. Brown - 12
Rec. First Downs	55	4th	1st	A. Thielen - 64
25+ Yard Receptions	10	t-7th	t-4th	T. Hill - 18
Targets/Game	9.5	t-10th	t-4th	A. Brown - 11.3

50 FOR 10

WR **DeAndre Hopkins** has recorded 50-or-more receiving yards in 21 consecutive games, dating back to Week 8 of 2017. It marks the longest active streak in the NFL, the longest streak in franchise history and passes **Laveranues Coles** for the third-longest streak in NFL history. Hopkins recorded 60 receiving yards in 15 straight games from 10/29/17 to 10/14/18, which tied for the third-longest streak of 60-or-more receiving yards in NFL history. Hopkins is on the second-longest active streak of consecutive games with 50-or-more scrimmage yards and tied **Domanick Williams** (21 in 2004-05) for the longest streak in franchise history.

LONGEST ACTIVE STREAKS OF 50-OR-MORE RECEIVING YARDS

Player	Team	Streak	Date Started	Rec. Yds
DeAndre Hopkins	HOU	21	Oct 29, 2017	2,111
Robert Woods	LAR	11	Sep 16, 2018	934
Keenan Allen	LAC	9	Sep 30, 2018	777

LONGEST ACTIVE STREAKS OF 50-OR-MORE SCRIMMAGE YARDS

Player	Team	Streak	Date Started	Scrim. Yds
Todd Gurley	LAR	29	Dec 24, 2016	3,906
DeAndre Hopkins	HOU	21	Oct 29, 2017	2,104
Tyreek Hill	KC	19	Nov 5, 2017	1,904

BEST IN THE GAME

Over the last two seasons (2017-18), Texans WR **DeAndre Hopkins** is the only player in the NFL in the top-6 in the league in targets, receptions, receiving yards, receiving touchdowns, receiving first downs and receptions of 25-or-more yards. Additionally, over the last two seasons (2017-18), Hopkins (21) and WR **Will Fuller V** (11) are tied for second in the NFL in touchdown receptions by a pair of teammates (32), trailing Chiefs WR **Tyreek Hill** (18) and TE **Travis Kelce** (17).

Since he entered the league in 2013, Hopkins is third in targets (849), fifth in receptions (493), third in receiving yards (6,980), tied for sixth in receiving touchdowns (44), third in receiving first downs (358) and tied for fourth in receptions of 25-or-more yards (66).

Hopkins has also joined **Julio Jones**, **Antonio Brown**, **Odell Beckham Jr.**, **Brandin Cooks** and **Mike Evans** as the only players in the NFL to record 1,000 yards receiving in four of the last five seasons.

NFL RECEIVING RANKS, 2017-18

Category	Hopkins	NFL Rk
Targets	288	2nd
Receptions	176	6th
Receiving Yards	2,493	3rd
Receiving TDs	21	t-1st
Receiving First Downs	124	4th
25+ Yard Receptions	27	t-3rd

HISTORY IN THE MAKING

Despite being 13 weeks into his sixth NFL season (2013-18), WR **DeAndre Hopkins** has already posted the most receptions (493), receiving yards (6,980) and receiving touchdowns (44) through the first six seasons of a player's career in Texans history while also recording the second-most 100-yard receiving games (22). In fact, there have only been five other players who have posted at least 490 receptions, 6,900 receiving yards and 44 touchdowns in their first six seasons in NFL history: **Sterling Sharpe** (1988-93), **Marvin Harrison** (1996-2001), **Randy Moss** (1998-2003), **Torry Holt** (1999-2004) and **Larry Fitzgerald** (2004-09). Hopkins has done it in fewer games (91) than any of the other five players listed.

MOST RECEPTIONS IN FIRST SIX SEASONS, TEXANS HISTORY

Player	Seasons	Rec.
DeAndre Hopkins	2013-18	493
Andre Johnson	2003-08	486
Owen Daniels	2006-11	299

MOST RECEIVING YARDS IN FIRST SIX SEASONS, TEXANS HISTORY

Player	Seasons	Yds
DeAndre Hopkins	2013-18	6,980
Andre Johnson	2003-08	6,379
Owen Daniels	2006-11	3,649

MOST RECEIVING TDS IN FIRST SIX SEASONS, TEXANS HISTORY

Player	Seasons	TDs
DeAndre Hopkins	2013-18	44
Andre Johnson	2003-08	33
Owen Daniels	2006-11	20

MOST 100-YARD REC. GAMES IN FIRST SIX SEASONS, TEXANS HISTORY

Player	Seasons	Gms
Andre Johnson	2003-08	25
DeAndre Hopkins	2013-18	22
Will Fuller	2016-18	5

In his first five seasons in the league, Hopkins posted the most receptions (413), receiving yards (5,865), receiving touchdowns (36) and 100-yard receiving games (18) through the first five seasons of a player's career in Texans history. The only other players to produce at least 413 receptions, 5,865 yards and 36 touchdowns through their first five seasons in NFL history are Moss (1998-02), Fitzgerald (2004-08) and Green (2011-15).

DEANDRE HOPKINS NOTES

CAN'T STOP HOP

In Week 5 at Dallas, WR **DeAndre Hopkins** recorded 151 yards on nine receptions (16.8 avg.), which marked his second-consecutive game with at least nine catches and 150 yards. He finished with 169 yards on 10 receptions (16.9 avg.) and one touchdown in Week 4 vs. Indianapolis. Only two players in NFL history have accomplished that feat more than once: Hopkins (Weeks 4-5 of 2015; Weeks 4-5 of 2018) and **Andre Johnson** (Weeks 15-16 of 2009; Weeks 11-12 of 2012).

Hopkins registered 150-or-more yards receiving in back-to-back games for the second time in his career. Only seven other players in NFL history have recorded back-to-back games of 150-or-more yards on multiple occasions: **Andre Johnson**, **Jerry Rice**, **Torry Holt**, **Brandon Marshall**, **Steve Smith**, **James Lofton** and **Lance Alworth**. Hopkins compiled the second-most yards (320) over a two-game span in his career and the most since Weeks 4-5 of the 2015 season (326).

HOP INTO HISTORY

WR **DeAndre Hopkins** has tallied 493 receptions for 6,980 yards (14.2 avg.) and 44 receiving touchdowns since the Texans drafted him 27th overall in 2013. He topped 6,000 receiving yards in the fewest games in Texans history (81 games) and 40 receiving touchdowns in the fewest games in team history (86 games). He also reached 400 receptions in the second-fewest games (77) in team history, trailing only **Andre Johnson** (75). Hopkins eclipsed 6,000 career receiving yards in Week 2 at Tennessee, becoming the third-youngest player in NFL history to do so. He surpassed 400 receptions in Week 14 vs. San Francisco in 2017, becoming the second-youngest player in NFL history to accomplish that feat.

YOUNGEST PLAYERS TO REACH 6,000 CAREER REC. YARDS

Randy Moss (Minnesota, 1998-2002) - 25 years, 8 months, 28 days old
Larry Fitzgerald (Arizona, 2004-09) - 26 years, 0 months, 14 days old
DeAndre Hopkins (Houston, 2013-18) - 26 years, 3 months, 10 days old

YOUNGEST NFL PLAYERS TO REACH 400 CAREER CATCHES

Larry Fitzgerald (Arizona, 2004-08) - 25 years, 2 months, 24 days old
DeAndre Hopkins (Houston, 2013-17) - 25 years, 6 months, 5 days old
Randy Moss (Minnesota, 1998-2002) - 25 years, 10 months, 3 days old

DEANDRE & DESHAUN

In 19 games played with QB **Deshaun Watson**, WR **DeAndre Hopkins** has 125 receptions for 1,721 yards (13.8 avg.) and 15 touchdowns on 190 targets. He has only recorded less than 50 yards once with Watson.

DEANDRE HOPKINS IN 19 GAMES WITH DESHAUN WATSON

Date	Wk	Opp	Tgts	Rec.	Yds	Avg	Lg	TD
09/10/17	1	Jax	16	7	55	7.9	12	1
09/14/17	2	at Cin	13	7	73	10.4	25	0
09/24/17	3	at NE	8	7	76	10.9	21	0
10/01/17	4	Ten	12	10	107	10.7	21	1
10/08/17	5	KC	12	4	52	13.0	34t	3
10/15/17	6	Cle	4	2	19	9.5	16	1
10/29/17	8	at Sea	11	8	224	28.0	72t	1
09/09/18	1	at NE	11	8	78	9.8	17	0
09/16/18	2	at Ten	11	6	110	18.3	31	1
09/23/18	3	NYG	10	6	86	14.3	24	0
09/30/18	4	at IND	12	10	169	16.9	30	1
10/07/18	5	DAL	13	9	151	16.8	49	0
10/14/18	6	BUF	6	5	63	12.6	24	1
10/21/18	7	at JAX	8	3	50	16.7	31	1
10/25/18	8	MIA	7	6	82	13.7	49t	2
11/04/18	9	at DEN	12	10	105	10.5	16t	1
11/18/18	11	at WAS	6	5	56	11.2	16t	1
11/26/18	12	TEN	6	5	74	14.8	28	0
12/02/18	13	CLE	12	7	91	13.0	29	0
Totals			190	125	1,721	13.8	72t	15

#10 THROUGH 13 WEEKS

WR **DeAndre Hopkins** is having one of the best starts to a season in franchise history. Through 13 weeks, he has compiled 80 receptions for 1,115 yards (13.9 avg.) and eight touchdowns. Hopkins owns the third-most receiving touchdowns through 13 weeks of a season in franchise history, the fourth-most receiving yards and the fifth-most receptions.

MOST RECEPTIONS THROUGH WEEK 13, TEXANS HISTORY

Rank	Player	Season	Rec.
1	Andre Johnson	2008	88
2	DeAndre Hopkins	2015	86
3	Andre Johnson	2006	85
4	Andre Johnson	2013	82
5	DeAndre Hopkins	2018	80

MOST RECEIVING YARDS THROUGH WEEK 13, TEXANS HISTORY

Rank	Player	Season	Yds
1	DeAndre Hopkins	2015	1,169
2	Andre Johnson	2008	1,146
3	Andre Johnson	2013	1,123
4	DeAndre Hopkins	2018	1,115
5	Andre Johnson	2012	1,114

MOST RECEIVING TDS THROUGH WEEK 13, TEXANS HISTORY

Rank	Player	Season	TDs
1	DeAndre Hopkins	2015	10
2	DeAndre Hopkins	2017	9
3	DeAndre Hopkins	2018	8
4t	Two players tied		7

LUCKY NUMBER SEVEN

Over the last two seasons (2017-18), WR **DeAndre Hopkins** is tied for the NFL lead in games with seven-or-more receptions (14) and tied for the league lead in games with 70-or-more receiving yards (20).

Hopkins is tied for second in the NFL and first in the AFC in games with 70-or-more receiving yards this season (nine). He is also tied for 13th in the NFL and sixth in the AFC in games with seven-or-more receptions in 2018 (five). Additionally, he has only recorded fewer than 50 receiving yards in a game once when QB **Deshaun Watson** starts.

In 2017, Hopkins tied for the league lead with 11 games recording at least 70 receiving yards and led the NFL with nine games recording at least seven receptions. He recorded the longest streak of at least 70 receiving yards by any player in the NFL in 2017 (eight straight from Weeks 8-15) and became the first player in franchise history with 70-or-more receiving yards in eight straight games.

HOME SWEET HOME

Texans WR **DeAndre Hopkins** has 28 receiving touchdowns at home in his career (2013-18), which is tied for the second-most in the NFL in that span with **Jimmy Graham**, trailing only **Antonio Brown** (43).

He recorded his 26th receiving touchdown at home in Week 6 vs. Buffalo and registered his 27th and 28th in Week 8 vs. Miami.

Hopkins scored 11 receiving touchdowns at home in 2017, which is the most by any NFL player in a season since 2011. Only five players in NFL history have recorded more receiving touchdowns at home in a single season: **Jordy Nelson** (13 in 2011), **Marvin Harrison** (13 in 2001), **Jerry Rice** (13 in 1987), **Cloyce Box** (12 in 1952) and **Elroy Hirsch** (12 in 1951).

Hopkins is one of three players in NFL history with one-or-more touchdown receptions in all eight home games of a season, joining Nelson (2011) and **Brandon Marshall** (2015). Hopkins is also one of eight players in NFL history to score either a rushing or receiving touchdown in all eight of his teams' home games, joining Marshall, Nelson, **Terrell Davis** (1998), **Keyshawn Johnson** (1998), **Curtis Martin** (1996), **Emmitt Smith** (1994 and 1995) and **Lenny Moore** (1964).

DEANDRE HOPKINS NOTES

GOT A CATCH IN ALL

WR **DeAndre Hopkins** has recorded at least one reception in every game he has played in his NFL career (91 straight). Hopkins' streak of games with a reception to start his career is the longest active streak in the NFL to start a career and the ninth-longest streak in the Super Bowl era to start a career. Hopkins also owns the sixth-longest active reception streak in the NFL.

Hopkins' streak of 91 consecutive games with a reception is the longest in franchise history to start a career by more than 50 games and the second-longest overall reception streak in team history, trailing only **Andre Johnson** (133 games from 2005-14).

STREAK OF GAMES WITH A RECEPTION TO START A CAREER, SUPER BOWL ERA

Rk	Player	Teams	Streak	Start	End
1	Marvin Harrison	IND	190	9/1/96	12/28/08
2	Keyshawn Johnson	NYJ, TB, DAL, CAR	167	9/1/96	12/31/06
3	Marshall Faulk	IND, STL	158	9/4/94	12/19/04
4	Jeremy Shockey	NYG, NO, CAR	136	9/5/02	1/1/12
5	Calvin Johnson	DET	135	9/9/07	1/3/16
6	Michael Crabtree	SF, OAK	120	10/25/09	11/26/17
7	Randy Moss	MIN	101	9/6/98	10/17/04
8	Kellen Winslow	CLE, TB, NE, NYJ	95	9/12/04	9/12/13
9	DeAndre Hopkins	HOU	91	9/9/13	Active
10	Santonio Holmes	PIT, NYJ	87	9/7/06	12/24/11

LONGEST ACTIVE RECEPTION STREAKS IN THE NFL

Rk	Player	Team(s)	Streak	Date Started
1	Larry Fitzgerald	ARI	223	11/7/04
2	Antonio Brown	PIT	125	10/3/10
3	Pierre Garcon	IND, WAS, SF	118	10/10/10
4	Golden Tate	DET, SEA, PHI	100	10/28/12
5	Julio Jones	ATL	99	12/4/11
6	DeAndre Hopkins	HOU	91	9/9/13
7	Delanie Walker	TEN, SF	84	11/19/12

LONGEST RECEPTION STREAKS TO START CAREER, TEXANS HISTORY

Player	Seasons	Gms
DeAndre Hopkins	2013-active	91
Andre Johnson	2003-07	35
Will Fuller V	2016-active	31

LONGEST RECEPTION STREAKS, TEXANS HISTORY

Player	Seasons	Gms
Andre Johnson	2005-14	133
DeAndre Hopkins	2013-active	91
Owen Daniels	2006-13	88

HAVE A DAY, DEANDRE

In Week 4 at Indianapolis, Texans WR **DeAndre Hopkins** finished with a game-high 169 receiving yards on 10 receptions (16.9 avg.) and one touchdown. He tied for the third-most receiving yards and third-most receptions in a game in his NFL career. It also marked the most receiving yards for Hopkins since Week 8 of 2017 at Seattle (224) and second game this season with 10-or-more receptions (Week 9 at Denver).

Hopkins is one of seven players in the NFL in 2018 and one of five players in the AFC to record at least 10 receptions, 150 receiving yards and one receiving touchdown in a game this season, joining Saints WR **Michael Thomas**, Saints WR **Tre'Quan Smith**, Steelers WR **JuJu Smith-Schuster**, Chiefs WR **Tyreek Hill**, Chiefs TE **Travis Kelce** and Steelers WR **Antonio Brown**.

KEEPIN' IT 100

WR **DeAndre Hopkins** has 22 career 100-yard games, including four this season (Weeks 2, 4-5 and 9). He had a career-high six in 2015. Hopkins became just the fifth player in NFL history to post two games of 220-or-more receiving yards in the first five years of his career. He is also the third-youngest player to accomplish the feat twice (**Isaac Bruce** & **Josh Gordon**).

HOPKINS' 100-YARD RECEIVING GAMES (2013-18)

Date	Opp.	Result	Rec	Yds	Avg	Lg	TD
9/9/13	Ten	W	7	117	16.7	28	1
9/21/14	at NYG	L	6	116	19.3	49	0
10/20/14	at Pit	L	6	108	18.0	32	0
11/2/14	Phi	L	6	115	19.2	45	1
11/30/14	Ten	W	9	238	26.4	58t	2
9/27/15	TB	W	8	101	12.6	29	1
10/4/15	at Atl	L	9	157	17.4	28	0
10/8/15	Ind	L	11	169	15.4	34	0
10/18/15	at Jax	W	10	148	14.8	29	2
11/22/15	NYJ	W	5	118	23.6	61t	2
12/27/15	at Ten	W	7	117	16.7	44	1
9/18/16	KC	W	7	113	16.1	35	1
1/1/17	at Ten	L	7	123	17.6	51	0
10/1/17	Ten	W	10	107	10.7	21	1
10/29/17	at Sea	L	8	224	28.0	72t	1
11/12/17	at LAR	L	7	111	15.9	36	0
11/27/17	at BAL	L	7	125	17.9	39	0
12/10/17	SF	L	11	149	13.5	29t	2
9/16/18	at TEN	L	6	110	18.3	31	1
9/30/18	at IND	W	10	169	16.9	30	1
10/07/18	DAL	W	9	151	16.8	49	0
11/04/18	at DEN	W	10	105	10.5	16t	1

MATCHUP NIGHTMARE

Below is a look at the teams that WR **DeAndre Hopkins** has had the most success against in his NFL career (2013-18).

HOPKINS TOP-5 CAREER RECEPTIONS BY OPPONENT

Rk	Opponent	Games	Rec.
1	Tennessee Titans	12	77
2	Indianapolis Colts	10	58
3	Jacksonville Jaguars	11	54
4	New England Patriots	5	24
5	Kansas City Chiefs	4	23

HOPKINS TOP-10 CAREER RECEIVING YARDS BY OPPONENT

Rk	Opponent	Games	Rec.
1	Tennessee Titans	12	1,194
2	Indianapolis Colts	10	817
3	Jacksonville Jaguars	11	695
4t	New England Patriots	5	339
4t	Kansas City Chiefs	4	339

HOPKINS CAREER RECEIVING TOUCHDOWNS BY OPPONENT

Rk	Opponent	Games	TD
1t	Tennessee Titans	12	7
1t	Kansas City Chiefs	4	7
3	Jacksonville Jaguars	11	5
4	Buffalo Bills	3	3
5t	Washington Redskins	2	2
5t	Indianapolis Colts	10	2
5t	Miami Dolphins	2	2
5t	New York Jets	1	2
5t	San Francisco 49ers	2	2

DEANDRE HOPKINS NOTES

HOP AT THE TOP

WR **DeAndre Hopkins** has posted some of the best receiving seasons in Texans history. In 2015, he finished with 111 receptions for 1,521 yards (13.7 avg.) and 11 touchdowns. He became the first player in NFL history to notch a 100-yard receiving performance with four different starting quarterbacks in a season. Hopkins is the only player to catch 10-or-more touchdowns in a season and accomplished the feat twice (2015, 2017).

MOST RECEPTIONS IN A SEASON, TEXANS HISTORY

Rk	Player	Season	Rec.
1	Andre Johnson	2008	115
2	Andre Johnson	2012	112
3	DeAndre Hopkins	2015	111
4	Andre Johnson	2013	109

MOST RECEIVING YARDS IN A SEASON, TEXANS HISTORY

Rk	Player	Season	Yards
1	Andre Johnson	2012	1,598
2	Andre Johnson	2008	1,575
3	Andre Johnson	2009	1,569
4	DeAndre Hopkins	2015	1,521

MOST RECEIVING TOUCHDOWNS IN A SEASON, TEXANS HISTORY

Rk	Player	Season	TDs
1	DeAndre Hopkins	2017	13
2	DeAndre Hopkins	2015	11
3	Andre Johnson	2009	9

MOST 100-YD RECEIVING GAMES IN A SEASON, TEXANS HISTORY

Rk	Player	Season	Games
1	Andre Johnson	2008	8
2t	DeAndre Hopkins	2015	6
2t	Four other occasions		6
7	DeAndre Hopkins	2017	5

MOST MULTIPLE-TOUCHDOWN GAMES IN A SEASON, TEXANS HISTORY

Player	Season	Games
DeAndre Hopkins	2015	3
Will Fuller V	2017	3
Andre Johnson	2009	3
DeAndre Hopkins	2017	2
Three other occasions		2

MOST POINTS SCORED IN A GAME BY A WIDE RECEIVER, TEXANS HISTORY

Player	Date	Points
DeAndre Hopkins	10/8/17	18
Andre Johnson	11/3/13	18
DeAndre Hopkins	9/13/15	14

MOST RECEIVING FIRST DOWNS IN A SEASON, TEXANS HISTORY

Rk	Player	Season	TDs
1	DeAndre Hopkins	2015	83
2t	Andre Johnson	2012	79
2t	Andre Johnson	2008	79
4t	DeAndre Hopkins	2017	69
4t	Two other occasions		69

NOT YOUR AVERAGE JOE

WR **DeAndre Hopkins** holds the best career yards per catch average in franchise history at 14.2. He is avergaing 13.9 yards per reception this season.

HIGHEST CAREER RECEIVING AVERAGE, TEXANS HISTORY (MIN. 200 REC.)

Rk	Player	Years	Rec.	Yds.	Avg.
1	DeAndre Hopkins	2013-18	493	6,980	14.2
2	Andre Johnson	2003-14	1012	13,597	13.4
3	Kevin Walter	2006-12	326	4,083	12.5
4	Owen Daniels	2006-13	385	4,617	12.0

ELITE COMPANY



HOPKINS

In 2017, Texans WR **DeAndre Hopkins** posted 96 receptions for 1,378 yards (14.4 avg.) and a franchise-record 13 touchdowns on 174 targets. He is one of 14 players in NFL history to post those numbers in a season.

Hopkins is the only player in Texans history with 75-or-more receptions and 900-or-more receiving yards in four straight seasons (active streak) and his streak is tied for the third-longest active streak in the NFL with Falcons WR

Julio Jones, only trailing Texans WR **Demaryius Thomas** (six seasons) and Steelers WR **Antonio Brown** (five seasons).

Hopkins is one of 10 players in NFL history to produce multiple seasons of 90-or-more receptions for 1,300-or-more receiving yards and 11-or-more touchdowns, joining **Terrell Owens**, **Jerry Rice**, **Marvin Harrison**, **Odell Beckham Jr.**, **A.J. Green**, **Brandon Marshall**, **Randy Moss**, **Sterling Sharpe** and **Demaryius Thomas**, and is one of three to do so before turning 26 years old (Beckham and Green).

Hopkins averaged over 90 receiving yards per game (91.9) while totaling over 10 receiving touchdowns (13) and over 95 receptions (96), which marks the second time in his career he has produced those numbers, tying him for the third-most such seasons in NFL history and making him the first player to do so since 2015.

HOPKINS NAMED TO AP ALL-PRO FIRST TEAM

Texans WR **DeAndre Hopkins** was named to the Associated Press NFL All-Pro First Team for 2017. The teams are chosen by a national panel of fifty NFL writers and broadcasters to recognize the best players at each position.

Hopkins, who also made the 2017 Pro Bowl, posted 96 receptions for 1,378 yards and a franchise-record 13 touchdowns in 2017, making him one of 14 players in NFL history to post those numbers in a season and the third-youngest ever to do so. Hopkins, who made the AP All-Pro Second Team in 2015, finished last season ranked first in the NFL in targets (174), sixth in receptions (96), fourth in receiving yards (1,378), first in receiving touchdowns (13), fourth in receiving first downs (69), first in receptions over 25 yards (17) and third in 100-yard receiving games (five). He caught a touchdown in an NFL-high and franchise-record 10 different games last season and logged a team-high six touchdown receptions of 20-or-more yards, which tied for second-most in the NFL in 2017. Hopkins led the league with nine games of seven-or-more receptions and tied for the league lead with 11 games of 70-or-more receiving yards. Hopkins is the seventh player in franchise history to make the Associated Press All-Pro First Team and the second wide receiver in team history, joining **Andre Johnson** (2008, 2009).

Since 2013, Hopkins is tied for the NFL lead with two seasons (2015, 2017) recording 11-or-more touchdown receptions. Hopkins caught a touchdown in an NFL-high and franchise-record 10 different games in 2017 and tied for the second-most games with two-or-more receiving touchdowns in the NFL. He ranked first in the NFL among wide receivers and third among all non-kickers in points scored with a single-season career-high 78. He also tied **Arian Foster** (13 in 2014) for the fourth-most overall touchdowns scored in a season in franchise history. Hopkins logged a team-high six touchdown receptions of 20-or-more yards, which tied for second-most in the NFL in 2017 and tied **Corey Bradford** (2002) for the most in a season in team history. He had seven receiving touchdowns in a five-game stretch (Weeks 4-9), which tied WR **Will Fuller V** for the most in five games by any player in Texans history.

In Week 5 vs. Kansas City, Hopkins finished with four receptions for 52 yards (13.0 avg.) and three touchdowns. He tied a franchise single-game high and set a single-game career high with three touchdown receptions, becoming the second player in team history with three in the same game, joining **Andre Johnson** in Week 9 of 2013. Hopkins' 18 points scored tied for the second-most points scored in a single game in team history and tied for the most by a non-kicker.

J.J. WATT NOTES

LEAGUE LEADER

DE **J.J. Watt** has compiled 46 total tackles (35 solo), 11.5 sacks, 20 quarterback hits, 14 tackles for loss, three passes defended and five forced fumbles in 2018.

In his 100th career game in Week 13 vs. Cleveland, Watt finished with one solo tackle, one quarterback hit, one tackle for loss and one pass defended. He registered his third pass defended of the season and the 50th of his NFL career (2011-18). Watt leads all NFL defensive lineman in passes defended since 2011 and ranks seventh in passes defended among defensive lineman in NFL history. He also became the fastest defensive lineman to record 50 career passes defended in NFL history, doing so in his 100th game and passing **Jason Taylor** and **Kevin Williams** who each reached the milestone in their 121st game.

Watt has a career-high five forced fumbles this season and now has 20 in his NFL career (2011-18). He is tied for the second-most forced fumbles in the NFL this season and the fifth-most in the NFL since 2011.

In Week 11 at Washington, Watt compiled four total tackles, 1.0 sack, one quarterback hit and one tackle for loss. He joined **Von Miller** and **Chandler Jones** as the only players to record five seasons with 10.0-or-more sacks since 2011. Watt recorded a sack in four straight games (Weeks 8-12) for the seventh time in his career (also did it in Weeks 3-6), which is the most streaks of four consecutive games with a sack since 2011.

Watt leads the NFL in quarterback hits with 239 since he entered the league in 2011. He's recorded multiple quarterback hits in a game six times this season and now has 61 games with multiple quarterback hits since 2011, which is the most in the league over that span. Watt also leads the NFL in tackles for loss with 150 since 2011. He has recorded multiple tackles for loss three times this season and an NFL-best 41 times since entering the NFL in 2011.

Watt has 87.5 sacks since entering the league in 2011, which is the second-most in the NFL during that span. He is currently tied for 49th on the all-time sack list and became the second-fastest NFL player to reach 80.0 career sacks, doing so in his 92nd career game (Week 4 at IND). His 87.5 sacks are the second-most through a player's first 100 games of their NFL career, trailing only **Reggie White** (105.0). Watt has also recorded 2.0 sacks and four tackles for loss in a game eight times in his career, which is the most by any player since tackles for loss became an official NFL stat.

WHERE J.J. WATT RANKS IN 2018

Category	Watt	NFL RK	AFC RK	NFL Leader
Sacks	11.5	t-4th	t-2nd	A. Donald - 16.5
Quarterback Hits	20	t-7th	t-4th	A. Donald - 32
Tackles For Loss	14	t-5th	t-1st	A. Donald - 20
Forced Fumbles	5	t-2nd	2nd	D. Ford - 6

WATT'S WEEK

The NFL named DE **J.J. Watt** the AFC Defensive Player of the Week following his performance in the team's 34-17 victory over the Titans in Week 12. This marks Watt's seventh Defensive Player of the Week award in his NFL career and first since Week 17 of 2015. Watt is tied with **Julius Peppers** for the most Defensive Player of the Week awards among active players and tied for the seventh-most DPOW awards in NFL history.

Watt finished with nine total tackles (six solo), 1.5 sacks, one forced fumble, two quarterback hits and one tackle for loss. He split a sack with DE **Christian Covington** on Titans QB **Marcus Mariota** for a loss of four yards and then sacked and forced a fumble on Mariota for a loss of eight yards in the fourth quarter. Watt has recorded more sacks against the Titans than any other opponent in his career (17.0) and the most sacks against the Titans by any opponent since 1982.

Watt's award marked the 42nd time a Texan has been named Player of the Week in team history and the second time in 2018 (DE/OLB **Jadeveon Clowney** won in Week 4 at IND). It is also the 16th time Houston has won the AFC Defensive Player of the Week award in team history.

BEST OF THE BEST

DE **J.J. Watt** is the NFL's all-time leader in sacks per game. He has recorded 87.5 sacks in 100 career games for an average of 0.875.

SACKS PER GAME, NFL HISTORY (MIN. 50 NFL GAMES)

Rk	Player	Seasons	Gms	Sacks	Sks/Game
1	J.J. Watt	2011-2018(8)	100	87.5	0.875
2	Reggie White	1985-2000(15)	232	198	0.853
3	Von Miller	2011-2018(8)	116	96	0.828
4	Aldon Smith	2011-2015(5)	59	47.5	0.805

WATT BY THE NUMBERS

150

Career tackles for loss, the most in the NFL since 2011 & since TFLs became an official stat

239

Career quarterback hits, the most in the NFL since 2011 & since QBHs became an official stat

87.5

Career sacks, the second-most in the NFL since 2011 & second-most in NFL history through 99 games

23

Career multi-sack games, the most in the NFL since 2011 & tied for second-most in NFL history through 99 games

13

Career fumble recoveries, tied for the most in the NFL since 2011

20

Career fumbles forced, the fifth-most in the NFL since 2011

0.875

Sacks per game, the NFL's all-time leader

50

Career passes defended, the most by a defensive lineman since 2011

2

20.0+ sack seasons, the most since sacks became an official stat

3

Defensive Player of the Year award, tied for the most in NFL history

6

Player of the Month awards, tied for most by a defensive player in NFL history

7

Player of the Week awards, tied for the most by an active defensive player

A PERFORMANCE FOR THE AGES

In Week 3, DE **J.J. Watt** finished with eight total tackles, 3.0 sacks, three tackles for loss, four quarterback hits and one forced fumble. He took down Giants QB **Eli Manning** in the second, third and fourth quarter.

Watt is responsible for three of the eight occurrences where a player has recorded at least eight total tackles, 3.0 sacks, three tackles for loss, four quarterback hits and one forced fumble in a game since each of those stats were tracked by the NFL (Week 15 of 2012, Week 17 of 2015 and Week 3 of 2018). **Aaron Donald**, **James Harrison** (twice), **T.J. Watt** and **DeMarcus Ware** are the only other players to accomplish the feat.

Against New York, Watt recorded his first sack since Week 2 of 2016 and registered his first multi-sack game since Week 17 of 2015 (3.0 vs. JAX). He also recorded 3.0-or-more sacks for the sixth time, which is the second-most in the NFL since 2011 (**Justin Houston** – seven).

Watt is also the only player in the NFL to record at least six total tackles, two tackles for loss and a forced fumble in a game multiple times this season (Weeks 2-3).

J.J. WATT NOTES

SACKS BY QB

10.0	Andrew Luck, Indianapolis
9.0	Blake Bortles, Jacksonville
6.5	Zach Mettenberger, Tennessee
5.0	Jake Locker, Tennessee
4.5	Alex Smith, Kansas City
4.0	Ryan Fitzpatrick, BUF-TEN-NYJ
	Eli Manning, New York Giants
3.5	Blaine Gabbert, Jacksonville
3.0	Drew Brees, New Orleans
	Matt Hasselbeck, Tennessee
	Matt Stafford, Detroit
2.5	Peyton Manning, Denver
	Mark Sanchez, NYJ-PHI
	Ryan Tannehill, Miami
2.0	Joe Flacco, Baltimore
	Chad Henne, Jacksonville
	Matt McGloin, Oakland
	Aaron Rodgers, Green Bay
1.5	Marcus Mariota, Tennessee
1.0	Josh Allen, Buffalo
	Andy Dalton, Cincinnati
	Robert Griffin III, Washington
	Brian Hoyer, Cleveland
	Case Keenum, Denver
	Colt McCoy, Washington
	Cam Newton, Carolina
	Dan Orlovsky, Indianapolis
	Brock Osweiler, Miami
	Carson Palmer, Arizona
	Christian Ponder, Minnesota
	Dak Prescott, Dallas
	Ben Roethlisberger, Pittsburgh
	Matt Ryan, Atlanta
0.5	Josh Freeman, Tampa Bay
	Russell Wilson, Seattle


MULTI-SACK GAMES

REGULAR & POSTSEASON				TACKLES					SACKS		INTERCEPTIONS					FUMBLES			
Date	Opp	GP	GS	Tot	Solo	Asst	QBH	TFL	Sk	Yds	Int	Yds	Lg	TD	PD	FF	FR	Yds	TD
2011 (2)																			
11/27/11	at Jax	1	1	7	5	2	4	2	2.0	15.0	0	0	0	0	1	0	0	0	0
*1/15/12	at Bal	1	1	12	9	3	3	3	2.5	22.0	0	0	0	0	0	0	0	0	0
2012 (6)																			
9/23/12	at Den	1	1	7	6	1	3	4	2.5	11.5	0	0	0	0	0	0	0	0	0
9/30/12	Ten	1	1	5	4	1	2	3	2.0	17.0	0	0	0	0	0	0	1	7	0
10/14/12	GB	1	1	6	5	1	3	4	2.0	10.0	0	0	0	0	0	0	0	0	0
11/22/12	at Det	1	1	5	5	0	5	4	3.0	22.0	0	0	0	0	2	0	0	0	0
12/2/12	at Ten	1	1	6	6	0	2	3	2.0	21.0	0	0	0	0	2	1	0	0	0
12/16/12	Ind	1	1	10	10	0	4	6	3.0	22.0	0	0	0	0	0	1	0	0	0
2013 (2)																			
9/15/13	Ten	1	1	5	5	0	4	2	2.0	10.0	0	0	0	0	2	0	0	0	0
11/17/13	Oak	1	1	5	5	0	5	2	2.0	21.0	0	0	0	0	0	0	0	0	0
2014 (6)																			
10/9/14	Ind	1	1	7	4	3	4	3	2.0	5.0	0	0	0	0	3	0	1	45	1
10/26/14	at Ten	1	1	3	3	0	2	2	2.0	9.0	0	0	0	0	1	1	0	0	0
11/30/14	Ten	1	1	3	3	0	6	1	2.0	24.0	0	0	0	0	0	1	1	14	0
12/7/14	at Jax	1	1	4	4	0	5	4	3.0	17.0	0	0	0	0	1	0	0	0	0
12/14/14	at Ind	1	1	6	5	1	3	2	2.0	19.0	0	0	0	0	1	0	0	0	0
12/28/14	Jax	1	1	6	6	0	3	4	3.0	20.0	0	0	0	0	0	1	0	0	0
2015 (6)																			
9/13/15	KC	1	1	9	9	0	3	6	2.0	10.0	0	0	0	0	0	0	0	0	0
10/25/15	at Mia	1	1	7	6	1	4	3	2.0	20.0	0	0	0	0	0	0	0	0	0
11/1/15	Ten	1	1	5	3	2	10	1	2.5	13.5	0	0	0	0	0	1	0	0	0
11/22/15	NYJ	1	1	8	8	0	6	5	2.0	14.0	0	0	0	0	0	0	0	0	0
11/29/15	NO	1	1	5	3	2	8	2	2.0	10.0	0	0	0	0	0	0	0	0	0
1/3/16	Jax	1	1	8	5	3	4	3	3.0	23.0	0	0	0	0	2	1	1	0	0
2018 (2)																			
9/23/18	NYG	1	1	8	4	4	4	3	3.0	25.0	0	0	0	0	0	1	0	0	0
9/30/18	at IND	1	1	4	4	0	2	1	2.0	8.0	0	0	0	0	0	2	0	0	0

*Postseason

SACKS BY TEAM

Texans DE **J.J. Watt** has recorded sacks against 26 of the 31 other NFL teams in the regular season. Below is a breakdown of his sacks by team.

17.0		Tennessee
14.5		Jacksonville
11.0		Indianapolis
4.5		Kansas City
4.0		N.Y. Giants
3.5	 	Denver, Miami
3.0	  	Detroit, New Orleans, N.Y. Jets
2.0	    	BAL, BUF, GB, OAK, WAS
1.5		Philadelphia
1.0	  	ARZ, ATL, CAR, CIN,
	   	CLE, DAL, MIN, PIT
0.5	 	Seattle, Tampa Bay
0.0	   	CHI, NE, LAC, SF, LAR

BACK-TO-BACK STRIP-SACKS

In Week 4 at Indianapolis, DE **J.J. Watt** finished with four tackles (four solo), 2.0 sacks, one tackle for loss, two quarterback hits and two forced fumbles. He sacked and forced a fumble on Colts QB **Andrew Luck** twice in the second quarter, which gave him 10.0 sacks against Luck, the most sacks against any quarterback in Watt's career. OLB **Duke Ejirofor** recovered one of the fumbles and Houston scored a touchdown two plays later.

Watt and DE/OLB **Jadeveon Clowney** became the second pair of teammates to combine for at least 4.0 sacks, five tackles for loss, five quarterback hits and a fumble recovery returned for a touchdown in the same game since those stats began being tracked by the NFL. Watt recorded multiple sacks in back-to-back games for the seventh time, which is the most in NFL history. **Reggie White**, **Clay Matthews**, **Demarcus Ware**, **Jared Allen** and **Jason Pierre-Paul** are tied for second with three. Watt also tied **Richard Dent** (23) for the second-most games of multiple sacks by a player in his first 100 career games, trailing only **Reggie White** (29).

WATT A MONTH

The NFL named DE **J.J. Watt** the AFC Defensive Player of the Month for September. This marks Watt's sixth Player of the Month award in his career, which is tied for the most by any defensive player in NFL history (**Bruce Smith**) and tied for the fourth-most Player of the Month awards overall. Only **Tom Brady** (10), **Peyton Manning** (eight) and **Aaron Rodgers** (eight) have more. Watt also won the award in September 2012, December 2012, September 2014, December 2014 and November 2015.

Watt is one of nine players in Texans history to win the award and one of five defensive players, joining **Marcus Coleman** (Sept. 2003), **Connor Barwin** (Nov. 2011), **Whitney Mercilus** (Dec. 2015) and **Quintin Demps** (Dec. 2016). It's the 16th time overall a Texan has won Player of the Month and the first since **Deshaun Watson** (Oct. 2017). In four games in September, Watt compiled 20 tackles (14 solo), 5.0 sacks for a loss of 33 yards, eight quarterback hits, six tackles for loss and four forced fumbles.

J.J. WATT NOTES

STILL DOMINANT

Since his rookie season in 2011, despite missing 24 games in 2016-17, DE **J.J. Watt** leads the NFL in tackles for loss (150), quarterback hits (239), fumble recoveries (13) and multi-sack games (23). Watt is second in sacks in the NFL over the span with a franchise-record 87.5 in 100 games. Watt also ranks first in passes defended by a defensive lineman (50) and fourth among defensive lineman in tackles (440) while ranking fifth among all players with 20 forced fumbles since 2011.

MOST TACKLES FOR LOSS IN THE NFL SINCE 2011

Rk	Player	Team	Games	TFLs
1	J.J. Watt	HOU	100	150
2	Von Miller	DEN	116	123
3	Calais Campbell	ARI-JAX	119	112

MOST QUARTERBACK HITS IN THE NFL SINCE 2011

Rk	Player	Team	Games	QBHs
1	J.J. Watt	HOU	100	239
2	Von Miller	DEN	116	191
3	Carlos Dunlap	CIN	118	180

MOST SACKS IN THE NFL SINCE 2011

Rk	Player	Team	Games	Sacks
1	Von Miller	DEN	116	96.0
2	J.J. Watt	HOU	100	87.5
3	Ryan Kerrigan	WAS	123	79.5

MOST MULTIPLE-SACK GAMES IN THE NFL SINCE 2011

Rk	Player	Team	Games
1	J.J. Watt	HOU	23
2	Justin Houston	KAN	18
3	Von Miller	DEN	17

MOST FUMBLE RECOVERIES IN THE NFL SINCE 2011

Rk	Player	Team	Games	FRs
1t	J.J. Watt	HOU	100	13
1t	Julius Peppers	CAR	124	13
3t	Two players tied			12

FF FOR J.J.

In Week 2 at Tennessee, DE **J.J. Watt** finished with six tackles (four solo), one forced fumble and two tackles for loss. Watt forced a fumble on Titans WR **Corey Davis** in the fourth quarter, which marked his first forced fumble since Week 17 of 2015.

Watt and **Aaron Donald** are the only players in the NFL to record at least one forced fumble and two tackles for loss in multiple games in 2018. Before doing it in back-to-back games (Weeks 2-3), Watt's last game with at least two tackles for loss and one forced fumble was Week 17 of 2015.

AND THE HITS KEEP COMING

DE **J.J. Watt** led the NFL in quarterback hits for four straight seasons (2012-15) and leads the league since 2011 with 239. He set a career-high with 10 quarterback hits against Tennessee in Week 8 of 2015, besting his previous career-high of nine against the Bills in Week 4 of 2014.

Watt led the NFL in quarterback hits in 2012, 2013, 2014 and 2015, piling up 43 in 2012, 46 in 2013, a career-high 51 in 2014 and 50 in 2015, according to NFL statistics. To put that into perspective, Watt is the only player to record more than 40 quarterback hits in a season since 2006 and has accomplished the feat four times. Watt is also one of two players (Rams DT **Aaron Donald** in 2015-16 & 2018) to record more than 30 quarterback hits in a season multiple times since 2006.

SINGLE-SEASON QB HITS (2006-18)

Rank	Player	Season	Team	QBH
1	J.J. Watt	2014	HOU	51
2	J.J. Watt	2015	HOU	50
3	J.J. Watt	2013	HOU	46
4	J.J. Watt	2012	HOU	43
5	Aaron Donald	2015	LAR	37

NO DROP OFF FOR WATT



WATT

DE **J.J. Watt** has won three Associated Press NFL Defensive Player of the Year awards, tying **Lawrence Taylor** for the most in history. Watt won the award in 2012, 2014 and 2015. He recorded 20.5 sacks in 2012 and 2014, making him the only player in NFL history with two 20-sack seasons, and 17.5 sacks in 2015. This season, Watt has 46 total tackles, 11.5 sacks, 20 quarterback hits, 14 tackles for loss, three passes defended and five forced fumbles.

Despite missing 24 games in 2016-17, he is producing at a similar pace of the years where he was recognized as the best defensive player in the game. In fact, Watt is tied for the third-most sacks (11.5) through Week 13 he's had in his career and in Texans history.

J.J. WATT THROUGH WEEK 13 IN 2018, 2015, 2014 & 2012

Category	2018	2015*	2014*	2012*
Total Tackles	46	59	54	60
Sacks	11.5	13.5	11.5	16.5
Quarterback Hits	20	42	36	31
Tackles For Loss	14	24	16	27
Forced Fumbles	5	1	3	1
Passes Defended	3	5	8	15

*indicates Watt won Associated Press NFL Defensive Player of the Year.

J.J. SWATT

DE **J.J. Watt** leads all NFL defensive linemen in passes defended (50) since 2011 and is seventh in passes defended by a defensive lineman in NFL history. He currently ranks fifth in passes defended in team history.

Watt became the fastest defensive lineman to record 50 career passes defended in NFL history, doing so in his 100th game (Week 13) and passing **Jason Taylor** and **Kevin Williams** who each reached the milestone in their 121st game.

Watt led all defensive linemen in passes defended in 2012 and 2015 and finished second in 2014. He set an NFL record for a defensive linemen with 16 passes defended in 2012. Five of Watt's 16 passes defended that year were picked off, with four leading to scores. Watt picked off one pass in 2014 at the line of scrimmage and took it 80 yards for a touchdown in Week 4 against Buffalo. He also had a pick-six in the 2011 Wild Card game against Cincinnati.

ALL BY MYSELF

Since passes defended officially began being tracked in 1991, 11 players have recorded at least 10.0 sacks and 10 passes defended in a single season. Only Texans DE **J.J. Watt** and **Jason Taylor** have accomplished that feat more than once. Watt is also the only player in NFL history to record at least 15.0 sacks and 15 passes defended in the same season.

PLAYERS WITH AT LEAST 10.0 SACKS AND 10 PASSES DEFENSED IN A SEASON, SINCE 1991

Player	Season, Tm	GP	Sacks	PD
J.J. Watt	2012, HOU	16	20.5	16
J.J. Watt	2014, HOU	16	20.5	10
Tim Harris	1992, SF	16	17.0	10
Jared Allen	2007, KC	14	15.5	11
Simeon Rice	2002, TB	16	15.5	11
Reggie White	1991, PHI	16	15.0	13
Jason Taylor	2006, MIA	16	13.5	11
Cameron Jordan	2017, NO	16	13.0	11
Wayne Martin	1995, NO	16	13.0	10
Jamir Miller	2001, CLE	16	13.0	14
Alfred Williams	1996, DEN	16	13.0	11
Jason Taylor	2005, MIA	16	12.0	10
Steve Foley	2004, SD	16	10.0	12
Greg Lloyd	1994, PIT	15	10.0	11

J.J. WATT NOTES

THE 70 CLUB

From 2011 to 2015, DE **J.J. Watt** posted 74.5 sacks, which is the second-highest total by an NFL player in his first five seasons since sacks were officially tracked by the NFL. Hall of Fame DE **Reggie White** leads the list with 81.0 sacks in his first five years (1985-89).

MOST CAREER SACKS IN AN NFL PLAYER'S FIRST FIVE SEASONS

Player, Tm	Years	Sacks
Reggie White, PHI	1985-89	81.0
J.J. Watt, HOU	2011-15	74.5
Derrick Thomas, KC	1989-93	66.0
DeMarcus Ware, DAL	2005-09	64.5
Richard Dent, CHI	1983-87	61.5

SACK STREAK

In 2015, DE **J.J. Watt** had a sack in a franchise-record seven consecutive games from Week 13 of 2014 to Week 2 of 2015. He posted multiple sacks in five of those games for a total of 14.0 quarterback takedowns. Over those seven games, no NFL player registered more sacks than Watt.

MOST CONSECUTIVE GAMES WITH A SACK, TEXANS HISTORY

Player	Start	End	Games	Sacks
J.J. Watt	Week 13, 2014	Week 2, 2015	7	14.0
Mario Williams	Week 11, 2007	Week 16, 2007	6	10.0
J.J. Watt	Week 7, 2015	Week 12, 2015	5	9.5
J.J. Watt	Week 2, 2012	Week 6, 2012	5	9.0
J.J. Watt	Week 6, 2014	Week 11, 2014	5	7.5
Jadeveon Clowney	Week 8, 2017	Week 12, 2017	5	6.0
J.J. Watt	Week 7, 2013	Week 12, 2013	5	6.0

SACK ATTACK

DE **J.J. Watt** is the only player to record 20.0-or-more sacks more than once since sacks became an official statistic in 1982. He is one of only two players with three-or-more seasons with at least 17.5 sacks, joining **Reggie White**. Watt led the NFL in sacks with 20.5 in 2012 and 17.5 in 2015.

PLAYERS WITH THREE-OR-MORE SEASONS OF 17.5 SACKS, SINCE 1982

Player	Team	Year	Sacks
Reggie White	PHI-GB	1986	18.0
		1987	21.0
		1988	18.0
J.J. Watt	HOU	2012	20.5
		2014	20.5
		2015	17.5

WATT SETS FRANCHISE RECORDS, LEADS NFL

DE **J.J. Watt** owns franchise records for fumble recoveries in a career (13) and in a season (5 in 2014). Watt's league-leading five fumble recoveries in 2014 were the most by a defensive lineman since **Justin Tuck** (five in 2010). In the last 10 games in which Watt has recovered a fumble, he has also had at least 1.0 sack, dating back to Week 2 of 2012.

WATT'S GAMES WITH A SACK AND FUMBLE RECOVERY

Date	Opp	Sack	FR
9/16/12	at Jax	1.5	1
9/30/12	Ten	2.0	1
11/10/13	at Ari	1.0	2
9/7/14	Was	1.0	1
10/9/14	Ind	2.0	1
10/20/14	at Pit	1.0	1
11/16/14	at Cle	1.0	1
11/30/14	Ten	2.0	1
1/3/16	Jax	3.0	1
9/18/16	KC	1.5	1

HURRICANE HARVEY RELIEF FUND RECAP & PLANS

The Justin J. Watt Foundation released the progress of the contributions made to the Hurricane Harvey Relief Fund started by **J.J. Watt** following the destruction left by Hurricane Harvey. The fundraiser raised \$41.6 million making it the largest crowdsourced fundraiser in world history. All funds have been distributed to eight nonprofits: All Hands and Hearts, Americares, Boys & Girls Clubs, Baker Ripley, Feeding America, Habitat for Humanity, Save the Children and SBP.

THE FUNDS RAISED HAVE BEEN USED ON THE FOLLOWING:

- The cleanup, repair and rebuilding of over 600 homes.
- The recovery and rebuilding of over 420 childcare centers and after-school programs, serving over 16,000 children.
- The distribution of over 26,000,000 meals to those affected.
- Physical and mental health services to over 6,500 individuals.
- Distribution of medicine to over 10,000 patients.

THE WORK CONTINUES. THE PLAN MOVING FORWARD:

- Home restoration and disaster case management, including assistance with temporary housing, furniture, appliances, transportation and more with Baker Ripley.
- Continued assistance with both physical and mental health services, including the distribution of medicine and implementation of mobile medical clinics with Americares.
- Additional support to handle the massive increase in demand following Harvey, covering 48 counties through the Houston Food Bank, Coastal Bend Food Bank, Food Bank of the Golden Crescent and Southeast Texas Food Bank with Feeding America.
- Rebuilding Harvey-damaged homes, while also focusing on providing resiliency for future storms in Rockport, Aransas County, Refugio County and San Patricio County with All Hands & Hearts.
- Rebuilding and restoring damaged Boys & Girls Clubs centers in Harvey-affected areas, serving over 5,000 youth.
- Repairing & rebuilding Harvey-damaged homes with Habitat for Humanity.

WATT NAMED WALTER PAYTON MAN OF THE YEAR

Texans DE **J.J. Watt** was named the 2017 Walter Payton NFL Man Of The Year Presented By Nationwide. Considered the league's most prestigious honor, the Walter Payton NFL Man of the Year Award recognizes a player for his excellence on and off the field. Prior to kickoff of Super Bowl LII, Man of the Year winners were recognized on-field, as a testament to their contributions to the game and to their communities. The Man of the Year Legacy Pregame Moment culminated with the introduction of Watt as the 2017 recipient, welcoming him into the exceptional fraternity.

In the wake of Hurricane Harvey, Watt solidified his importance to the city of Houston by being an unwavering fixture of hope. While watching the events unfold from a hotel room in Dallas, Watt posted a video on social media announcing a fundraising campaign with a very reasonable goal of \$200,000, to which he matched the first \$100,000. In 19 days, he raised \$41.6 million making it the largest crowdsourced fundraiser in world history. Watt has dedicated himself to finding organizations that will apply the funds in the way he has promised the donors and victims of Harvey. He recently announced a plan with strategic partners, making good on his promise to ensure that every dollar goes directly to the people of Houston and its surrounding areas.

Watt's dedication to charitable service began at a young age when the thought of being in the NFL was still just a dream. He started the Justin J. Watt Foundation in Wisconsin in 2010 out of a desire to help underserved kids. His personal motto of "Dream Big, Work Hard" culminated into a mission that he continues to use to impact communities nationwide. The foundation has provided over \$3.4 million in funding to middle schools and organizations that have insufficient funding for after-school athletic programs or no after-school athletics whatsoever for 6th - 8th grade children. Watt received \$500,000, half of which will go to a charity of his choice and half of which will support the expansion of Character Playbook across the country.

OTHER ACCOLADES FOR WATT IN 2017

- 2017 SPORTS ILLUSTRATED SPORTSPERSON OF THE YEAR
- 2018 HONORARY DEGREE AT BAYLOR MEDICAL SCHOOL
- 2018 TIME 100 LIST (MOST INFLUENTIAL PEOPLE)

DESHAUN WATSON NOTES

HISTORIC PACE

QB **Deshaun Watson** is the second player in NFL history to record at least 4,700 yards and 40 passing touchdowns in a player's first 19 career games, joining **Kurt Warner** (1998-2000). Watson is the only player in NFL history with at least 4,700 yards, 40 passing touchdowns and four rushing touchdowns in a player's first 19 career games.

Watson has 40 career touchdown passes in 19 games played, which ranks fourth in touchdown passes through a player's first 19 career games in NFL history, trailing Warner (45), **Dan Marino** (44) and **Patrick Mahomes** (41). Watson is also tied for the fourth-most games with multiple touchdown passes in a player's first 19 career games in NFL history (11), trailing Warner (15), Marino (15) and **Mike Glennon** (12).

Watson has compiled 4,730 passing yards in his career. He owns the sixth-most passing yards through a player's first 19 career games in NFL history, trailing **Kurt Warner** (5,219 in 1998-2000), **Marc Bulger** (5,036 in 2002-03), **Andrew Luck** (5,032 in 2012-13), **Jameis Winston** (4,971 in 2015-16) and **Cam Newton** (4,849 in 2011-12). He has recorded six games with 300-or-more passing yards in his career, which is tied for the fifth-most 300-yard passing games through a player's first 19 career games in NFL history, trailing Warner (11), **Patrick Mahomes** (nine), Bulger (seven) and Luck (seven). Watson has the second-most 300-yard passing games in Texans history, trailing **Matt Schaub** (27) and is the first Texans player to throw for 300-or-more yards in four consecutive games (Weeks 2-5) since Schaub in 2010, which is also tied for the longest streak of 300-or-more passing yards in team history.

Watson is third in team history in passing touchdowns, passing yards and completions. He is second in rush yards by a quarterback (644) and tied for second in rush touchdowns by a quarterback (four) in team history.

PLAYERS WITH 40-OR-MORE TOUCHDOWN PASSES IN FIRST 19 CAREER GAMES, NFL HISTORY

Rank	Player	Team	Year(s)	TDs
1	Kurt Warner	STL	1998-2000	45
2	Dan Marino	MIA	1983-84	44
3	Patrick Mahomes	KC	2017-18	41
4	Deshaun Watson	HOU	2017-18	40

MOST GAMES WITH MULTIPLE TOUCHDOWN PASSES IN FIRST 19 CAREER GAMES, NFL HISTORY

Rank	Player	Team	Year(s)	Games
1t	Dan Marino	MIA	1983-84	15
1t	Kurt Warner	STL	1999-2000	15
3	Mike Glennon	TB	2013-14	12
4t	Deshaun Watson	HOU	2017-18	11
4t	Four other players tied			11

MOST PASSING YARDS IN FIRST 19 CAREER GAMES, NFL HISTORY

Rank	Player	Team	Year(s)	Yds
1	Kurt Warner	STL	1998-2000	5,219
2	Marc Bulger	STL	2002-03	5,036
3	Andrew Luck	IND	2012-13	5,032
4	Jameis Winston	TB	2015-16	4,971
5	Cam Newton	CAR	2011-12	4,849
6	Deshaun Watson	HOU	2017-18	4,730

MOST GAMES WITH 300-OR-MORE PASSING YARDS IN FIRST 19 CAREER GAMES, NFL HISTORY

Rank	Player	Team	Year(s)	Games
1	Kurt Warner	STL	1999-2000	11
2	Patrick Mahomes	KAN	2018	9
3t	Marc Bulger	STL	2002-03	7
3t	Andrew Luck	IND	2012-13	7
5t	Deshaun Watson	HOU	2017-18	6
5t	Four other players tied			6

DESHAUN GOING STRONG



WATSON

QB **Deshaun Watson** has logged 3,031 passing yards, 21 passing touchdowns, 375 rushing yards and two rushing touchdowns this season.

In Week 13 vs. Cleveland, Watson completed 22-of-31 passes (71.0%) for 224 yards, one touchdown, no interceptions and a 102.1 passer rating. He also ran for 30 yards on seven carries (4.3 avg.) and eclipsed 3,000 passing yards in a season for the first time in his NFL career. Watson's touchdown pass came on an 11-yard throw to TE **Jordan Thomas** in the first quarter.

Watson recorded a touchdown pass in his 17th-consecutive game, which is the longest streak in franchise history and marks the third-longest active streak in the NFL. Through 13 weeks, Watson is tied for the second-most passing touchdowns (21) and owns the fourth-most passing yards (3,031) in franchise history.

In Week 12 vs. Tennessee, Watson completed 19-of-24 passes (79.2%) for 210 yards, two touchdowns, no interceptions and a 130.9 passer rating. He also ran for single-game career high 70 yards and one touchdown on nine carries (7.8 avg.). Watson completed a 12-yard touchdown pass to WR **Demaryius Thomas** in the first quarter and a 10-yard touchdown pass to Thomas in the fourth quarter. Watson also scored on a 15-yard run in the second quarter, which marked his second rushing touchdown of the season and the fourth of his NFL career.

In Week 9 at Denver, Watson completed 17-of-24 passes (70.8%) for 213 yards, two touchdowns, no interceptions and a 125.9 passer rating. He also ran for 38 yards on six carries (6.3 avg.). He completed a seven-yard touchdown pass to TE **Jordan Thomas** on the opening drive of the game and then threw a 16-yard touchdown to WR **DeAndre Hopkins** in the second quarter. Watson also led Houston on two scoring drives that resulted in field goals, including a 13-play, 56-yard drive (6:51) that gave Houston a 19-17 lead in the fourth quarter. He has now thrown 15 touchdown passes to WR **DeAndre Hopkins** in 19 games played together.

During Houston's nine-game winning streak, Watson is 179-for-258 passing (69.4 percent) for 2,160 passing yards, 16 touchdowns, six interceptions and a 105.8 passer rating. He's also carried the ball 51 times for 255 yards (5.0 avg.) and two touchdowns in those nine games.

LONGEST ACTIVE STREAKS WITH A PASSING TOUCHDOWN

Player	Team	Streak	Date Started	Pass TDs
Philip Rivers	LAC	25	Oct 1, 2017	52
Ben Roethlisberger	PIT	22	Oct 15, 2017	48
Deshaun Watson	HOU	17	Sep 24, 2017	39
Aaron Rodgers	GB	13	Dec 17, 2017	24
Andy Dalton	CIN	13	Dec 24, 2017	25

LONGEST ACTIVE STREAKS WITH A PASSING TOUCHDOWN, TEXANS HISTORY

Player	Streak	Started	Ended	Pass TDs
Deshaun Watson	17	Sep 24, 2017	Active	39
Matt Schaub	16	Nov 14, 2010	Oct 30, 2011	27
Matt Schaub	12	Nov 8, 2009	Oct 3, 2010	20
Sage Rosenfels	12	Oct 14, 2007	Nov 9, 2008	19
David Carr	8	Sep 18, 2005	Nov 13, 2005	8

MOST PASSING TOUCHDOWN THROUGH WEEK 13, TEXANS HISTORY

Rank	Player	Season	Rec.
1	Matt Schaub	2009	22
2t	Deshaun Watson	2018	21
2t	Matt Schaub	2012	21
4	Deshaun Watson	2017	19
5	Brian Hoyer	2015	18

DESHAUN WATSON NOTES



DASHING DESHAUN

QB **Deshaun Watson** ranks fourth among all NFL quarterbacks in rushing yards in 2018 with 375 in 12 games. Watson rushed for 35-or-more yards in six straight games (Week 8 of 2017 through Week 5 of 2018) and only five quarterbacks in NFL history have recorded longer streaks with 35-or-more rushing yards: **Cam Newton**, **Michael Vick**, **Randall Cunningham**, **Tim Tebow** and **Colin Kaepernick**.

Watson has already set the single-season franchise record for rushing yards by a quarterback. In Week 13 vs. Cleveland, Watson recorded his eighth game with at least 30 yards rushing this season, which is the second-most in the NFL in 2018, trailing Panthers QB **Cam Newton** with nine. In Week 11, Watson recorded his second rushing touchdown of the season (Week 4) and the fourth of his NFL career (2017-18).

In 2017, Watson led rookie quarterbacks and finished second among all quarterbacks in rushing yards per game (38.4). He also led rookie quarterbacks and finished second among all quarterbacks in yards per carry (7.47). Watson made his first career NFL start at Cincinnati in Week 2 and scored his first career rushing touchdown and the only touchdown of the game on a 49-yard run, which marked the longest ever by a Texans quarterback and first rushing touchdown by a Texans rookie quarterback since 2002. The run was the longest rushing touchdown by a quarterback in his first start in NFL history. For the game, Watson ran five times for 67 yards, which marked the most rushing yards by a quarterback in a game in team history. Watson won his first NFL start on his 22nd birthday. In the BCS/College Football Playoff era, no quarterback has gone fewer days between an NCAA Football Championship and his first NFL win (248).

WATSON'S WORLD

QB **Deshaun Watson** became the first player in NFL history with 1,500-or-more passing yards and 200-or-more rushing yards through the first five games of a season and threw for at least 375 yards and rushed for at least 35 yards in three consecutive games (Weeks 3-5), which is the longest streak by a player in NFL history. No other player has even accomplished this feat in back-to-back games.

Watson is one of four players in NFL history with 375 passing yards in three straight games (Weeks 3-5), joining **Kurt Warner** (Weeks 1-3 of 2000), **Tom Brady** (Weeks 1-3 of 2011) and **Ryan Fitzpatrick** (Weeks 1-3 of 2018). Watson has also registered at least 375 passing yards and 40 rushing yards three times in his NFL career, tying **Steve Young** (three) for the most games with at least 375 passing yards and 40 rushing yards in NFL history. No other player in NFL history has more than one.

In Week 5 vs. Dallas, Watson completed 33-of-44 passes (75.0%) for 375 yards, one touchdown and a 98.2 passer rating. He also ran for 40 yards on 10 carries. Watson set a career high for most completions (33) and led the Texans on a game-winning drive in overtime that resulted in a 36-yard field goal to give Houston a 19-16 victory. In Week 4, Watson completed 29-of-42 passes (69.0%) for 375 yards, two touchdowns and a 102.8 passer rating. He also ran for 41 yards on six carries (6.8 avg.) and one touchdown. He led Houston on a game-winning drive that resulted in a 37-yard field goal to win 37-34. Watson led the Texans to back-to-back wins in overtime for the first time since Weeks 11-12 of 2012.

UNDER THE BRIGHT LIGHTS

Texans QB **Deshaun Watson** has appeared in five primetime games in his NFL career (2017-18): Week 2 of the 2017 season at Cincinnati on Thursday Night Football, Week 5 of the 2017 season vs. Kansas City on Sunday Night Football, Week 5 of the 2018 season vs. Dallas on Sunday Night Football, Week 8 of the 2018 season vs. Miami on Thursday Night Football and Week 12 of the 2018 season vs. Tennessee on Monday Night Football.

In those five games, Watson has a 4-1 record and has completed 99-of-143 passes (69.2%) for 1,210 yards, 13 touchdowns, one interception and a passer rating of 122.4. Watson has also rushed for 222 yards on 28 attempts (7.9 avg.) and two rushing touchdowns. The Texans have also outscored their opponents 142-107 in those five games.

In the lone primetime loss of his career, Watson threw for 261 yards and five touchdowns without throwing an interception in Week 5 of 2017 vs. Kansas City. Watson is 3-0 in primetime this season and has boasted a 131.1 passer rating over those three games.

DESHAUN WATSON'S CAREER IN PRIME TIME

Date	Opp	Result	PASSING							RUSHING			
			Att	Cmp	Yds	TD	Int	Rate		Att	Yds	Avg	TD
09/14/17	at Cin	W, 13-9	24	15	125	0	0	75.9		5	67	13.4	1
10/08/17	KC	L, 34-42	31	16	261	5	0	119.8		3	31	10.3	0
10/07/18	Dal	W, 19-16	44	33	375	1	1	98.2		10	40	4.0	0
10/25/18	Mia	W, 42-23	20	16	239	5	0	156.0		1	14	14.0	0
11/26/18	Ten	W, 34-17	24	19	210	2	0	130.9		9	70	7.8	1
Totals			143	99	1210	13	1	122.4		28	222	7.9	2

FIVE TDs FOR DW4

In Week 8 vs. Miami, Texans QB **Deshaun Watson** completed 16-of-20 passes (80.0%) for 239 yards, five touchdowns, no interceptions and a 156.0 passer rating. He recorded more touchdown passes (five) than in completions (four) and led the team to three touchdown drives that lasted under one minute. Watson is the first quarterback in franchise history to throw for five-or-more touchdowns in multiple games and did not record an interception in either of the games. In fact, only 13 quarterbacks in NFL history have recorded multiple games with five-or-more touchdowns and no interceptions in NFL history and no player has accomplished the feat twice in their first 60 career NFL games while Watson did it in his first 15.

Watson is the third quarterback to record multiple games (Week 5 of 2017 vs. Kansas City) with at least five touchdown passes within a player's first 15 career games, joining **Patrick Mahomes** this season and **Norm Van Brocklin** in 1950. Watson also joined **John Elway**, **Ben Roethlisberger** and **Alex Smith** as the only quarterbacks to throw for five-or-more touchdowns on 20-or-fewer pass attempts in a game since 1980.

Watson set a new career high with a 157.0 passer rating and recorded the fourth-highest passer rating this season (min. 20 attempts). He threw four touchdown passes in the second half, which ties for the second-most second half touchdown passes in a game in NFL history, trailing only **Peyton Manning** (five in Week 1 of 2013) and he joins **Dan Marino** as the only players in NFL history to throw four-or-more touchdowns in the second half of multiple games (Week 5 of 2017 vs. Kansas City).

Watson completed a 13-yard touchdown pass to TE **Jordan Thomas** in the second quarter and a two-yard touchdown pass to Thomas in the third quarter for the rookie's first two career touchdown receptions. Watson also completed a career-long 73-yard touchdown pass to WR **Will Fuller V** in the third quarter, a 49-yard touchdown pass to WR **DeAndre Hopkins** and a two-yard touchdown pass to Hopkins in the fourth quarter.

In Week 5 vs. Kansas City last season, Watson became the fourth rookie quarterback in NFL history to throw for five-or-more touchdown passes in a game, joining **Ray Buivid** (1937), **Matt Stafford** (2009) and **Jameis Winston** (2015).

DESHAUN WATSON NOTES

A FIRST FOR WATSON

In Weeks 2-4, QB **Deshaun Watson** registered three straight games with at least 310 passing yards, multiple passing touchdowns and 35 rushing yards. He is the first player in NFL history to record those stats in three consecutive games and the first to even have three such games in a season.

In Week 4, Watson completed 29-of-42 passes (69.0%) for 375 yards, two touchdowns, one interception and a 102.8 passer rating. He also ran for 41 yards on six carries (6.8 avg.) and one touchdown. He became the third quarterback since the NFL/AFL merger and fourth quarterback ever to throw for at least 375 yards and two touchdowns while also rushing for 40 yards and a touchdown in a game. The other three are **Chad Henne** (2011), **Matt Hasselbeck** (2002) and **Al Dorow** (1960).

In Week 3, Watson completed 24-of-40 passes (60.0%) for 385 yards, two touchdowns, one interception and a 98.4 passer rating. He also ran for 36 yards on five rushes (7.2 avg.). His 385 passing yards marked the second-most he's had in a game in his career and the eighth-most by a player in a game in team history. In Week 2, Watson completed 22-of-32 passes (68.8%) for 310 yards, two touchdowns, one interception and a 107.6 passer rating. He also ran the ball five times for 44 yards (8.8 avg.).

WELCOME TO THE NFL

QB **Deshaun Watson** played in seven games (six starts) in 2017 and completed 126-of-204 passes (61.8%) for 1,699 and a single-season rookie franchise record 19 touchdowns before sustaining a season-ending injury. Watson also rushed for 269 yards on 36 attempts (7.5 avg.) and two touchdowns. Watson set the NFL record for most passing touchdowns (18 in Weeks 3-8) by a rookie over any five-game span in NFL history.

He led all rookies in passing touchdowns (19), total touchdowns (21) and passer rating (103.0). He also led the Texans to 30-point outputs in five straight games for the first time in franchise history and led the league's highest-scoring offense (30.7 points per game) at the time of his injury.

Watson recorded three games with four-or-more passing touchdowns, joining **Fran Tarkenton** (1961) as the only rookies in NFL history to do so. He became the fifth quarterback and first rookie in NFL history to have a five-game stretch of at least 225 passing yards and 20 rushing yards.

In Week 8, Watson became the first player in NFL history with at least 400 passing yards, four passing touchdowns and 50 rushing yards in a game. He also became the first player in NFL history with 400 passing yards on fewer than 20 completions since **Steve McNair** (2003) and the only rookie in NFL history to do so. Watson's 402 yards are the fifth-highest total by a quarterback in team history and the most since 2012.

Watson became the first rookie quarterback in NFL history with five-or-more total touchdowns in back-to-back games (Weeks 4-5) and the second rookie quarterback in NFL history to throw for four-or-more touchdowns in back-to-back games (**Robert Griffin III** in 2012). He was the first quarterback in team history to throw for four-or-more touchdowns in back-to-back games and the first rookie quarterback in NFL history to throw for at least 260 passing yards and 20 rushing yards in three straight games.

Watson became the first rookie quarterback in NFL history with two games of at least 300 passing yards and 40 rushing yards in a season (Week 3 & Week 8), the first rookie quarterback with at least 400 passing yards in a game since Luck in 2012 and the first rookie quarterback with at least 300 passing yards and 40 rushing yards in a game since Luck. Watson joined **Cam Newton** (2011) as the only rookies in NFL history to average at least 240 passing yards and 35 rushing yards per game and the sixth quarterback in NFL history to do so in at least five starts in a season.

In Week 4, Watson became the third rookie quarterback with at least four touchdown passes and a rushing touchdowns and first since Tarkenton (1961). Watson and Tarkenton are the only rookie quarterbacks in NFL history with at least 250 passing yards, four touchdown passes and a rushing touchdown in a game. Houston's 57 points against the Titans were the third-highest point total in NFL history with a rookie quarterback.



FULLY LOADED

In 11 games playing with both WR **DeAndre Hopkins** and WR **Will Fuller V**, Texans QB **Deshaun Watson** is 228-for-351 (64.0%) for 3,546 yards, 30 touchdowns, 11 interceptions and a 105.6 passer rating.

Watson has thrown 15 touchdown passes to Hopkins in 19 games played together and 11 touchdown passes to Fuller in 11 games together. As a team, the Texans have averaged 30.8 points per game when all three players play.

MR. OCTOBER

The NFL named Texans QB **Deshaun Watson** the AFC Offensive Player of the Month and the NFL Offensive Rookie of the Month for October 2017. He was also the AFC Offensive Player of the Week following his performance in Week 4 vs. Tennessee, making him the first rookie quarterback in franchise history to win each award. He was also the first rookie quarterback in NFL history to win AFC Offensive Player of the Month and joins **Barry Sanders** (1989), **Edgerrin James** (1999), **Mike Anderson** (2000) and **Kareem Hunt** (2017) as the only rookies to win the award.

In four games in October, Watson went 77-for-124 passing (62.1%) for 1,171 yards, 16 touchdowns, five interceptions and a 116.0 passer rating. He also ran for 145 yards on 21 carries (6.9 avg.) and one touchdown. His 16 passing touchdowns in October are the most ever by a rookie in a calendar month in NFL history and the second-most by any player in October in NFL history. Only three players in NFL history had more passing touchdowns in a month: **Tom Brady** (20) in Oct. 2007, **Peyton Manning** (19) in Nov. 2004, Manning (19) in Dec. 2013 and **Tony Romo** (17) in Nov. 2007. Watson is also the first player in NFL history to throw at least four touchdowns in three games in October and the fourth player in NFL history to do so in three separate games of any month. He became the first rookie in NFL history with three-or-more touchdown passes in four consecutive games and tied for the most games (four) of three-or-more passing touchdowns by a rookie in a season.

Watson is the ninth Texan and third offensive player in team history to earn AFC Player of the Month honors, joining **Andre Johnson** (2008, 2012) and **Arian Foster** (2010, 2011). He is the seventh Texan and fourth offensive player to earn Rookie of the Month honors, joining **DeAndre Hopkins** (2013), **Steve Slaton** (2008) and **Domanick Williams** (2003). It's the eighth time a Texan has won and first since Hopkins in Sept. 2013.

STARTING OFF STRONG

Texans QB **Deshaun Watson** was the ninth different starting quarterback under Head Coach **Bill O'Brien** since 2014. Texans quarterbacks are now 8-1 in their first start under O'Brien.

Watson won his first NFL start in Week 2 at Cincinnati. The rookie from Clemson completed 15-of-24 passes (62.5%) for 125 yards, no touchdowns, no interceptions and a 75.9 passer rating. Watson scored his first career rushing touchdown on a 49-yard run in the second quarter, which turned out to be the only touchdown of the game for either team.

TYRANN MATHIEU NOTES

THE HONEY BADGER



MATHIEU

In Week 11 at Washington, S **Tyrann Mathieu** tied for the team lead with nine total tackles (eight solo) and recorded 1.0 sack, one quarterback hit and one tackle for loss. He brought down Redskins QB **Alex Smith** for a loss of seven yards on third-and-9 in the second quarter and now has a single-season career-high 3.0 sacks this season and 7.0 in his NFL career (2013-18). Mathieu also tied **Dunta Robinson** (3.0 in 2004) for the most sacks by a defensive back in a season in franchise history.

Mathieu is one of three players in the NFL with at least 3.0 sacks and two interceptions this season, joining **Derwin James** and **Harrison Smith**. He tallied his fourth tackle for loss of the season and now has 32 tackles for loss in his NFL career. He also registered his third quarterback hit of the season and now has 18 quarterback hits in his NFL career.

In Week 8 vs. Miami, Mathieu finished with seven total tackles (six solo), 1.0 sack, one quarterback hit and one tackle for loss. He sacked Dolphins QB **Brock Osweiler** in the fourth quarter for his second sack of the season and sixth of his career. Mathieu recorded a sack in back-to-back games for the first time in his career.

In Week 7 at Jacksonville, Mathieu finished with five total tackles (four solo), 1.0 sack, one interception, one quarterback hit, one tackle for loss and one pass defended. He became the fourth player in Texans history with at least five total tackles, a sack, an interception, a tackle for loss, a quarterback hit and a pass defended in a single game and the first since ILB **Dylan Cole** in 2017. Mathieu intercepted a pass from Jaguars QB **Cody Kessler** in the fourth quarter at the Houston 20-yard line and returned it six yards. It was his second interception as a member of the Texans and the 13th of his NFL career (2013-18). Mathieu also sacked Kessler for a loss of four yards late in the fourth quarter, marking his first sack since joining the Texans, and became the fastest active defensive back in the NFL to reach 30 career tackles for loss (73 games).

BIG TIME ADDITION

S **Tyrann Mathieu** joined the Texans this offseason after one of the best years of his career in 2017 with the Cardinals. Mathieu started 16 games for Arizona, marking the first time in his NFL career he did not miss a game. He also played a role on special teams and finished the 2017 season having played more snaps (1,261) than any other player in the NFL.

In his 16 starts, Mathieu recorded 74 total tackles (66 solo), 1.0 sack, two interceptions, four quarterback hits, six tackles for loss, one forced fumble, seven passes defended and four special teams tackles.

Mathieu was one of just three players in the NFL to record more than 70 total tackles, two interceptions, six tackles for loss, one forced fumble, 1.0 sack and seven passes defended in 2017, joining **C.J. Mosley** and **Sean Davis**.



AT HIS BEST

This season, S **Tyrann Mathieu** ranks second on the team with 72 total tackles while also compiling two interceptions, 3.0 sacks, four tackles for loss, three quarterback hits, one fumble recovery and six passes defended. He has recorded the most sacks and fumble recoveries through 13 weeks and the second-most total tackles.

Mathieu joins **Brian Cushing** (2011) as the only Texans players to record 60 total tackles, 3.0 sacks and two interceptions in the first 10 games of a season in team history. He is also the first player to accomplish the feat in the NFL since **Landon Collins** in 2016. His 72 total tackles are tied for the third-most total tackles by a defensive back through Week 13 of a season in team history.

TYRANN MATHIEU THROUGH 13 WEEKS, NFL CAREER

Team	Year	Tkls	Sks	INTs	PDs	TFLs	QBHs	FRs	FFs
Texans	2018	72	3.0*	2	6	4	3	1*	0
Cardinals	2017	56	1.0	2	6	6	3	0	1*
Cardinals	2016	29	1.0	1	4	3	1	0	1*
Cardinals	2015	73*	1.0	4*	14*	10*	3	0	1*
Cardinals	2014	30	0.0	1	4	2	4*	1*	0
Cardinals	2013	66	1.0	2	8	6	3	0	1*

* indicates season-high through 13 weeks.

MATHIEU'S DEBUT

In his debut with the Texans in Week 1 at New England, S **Tyrann Mathieu** finished with five total tackles (three solo), one interception, one fumble recovery and one pass defended. Mathieu became the first Texans player to record an interception and a fumble recovery in the same game since LB **Tim Dobbins** in Week 13 of 2012. It also marked the first time in Mathieu's career he's had an interception and a fumble recovery in the same game. Mathieu also became the first Texans player to record five total tackles, one interception and one fumble recovery in a game since S **Troy Nolan** in Week 17 of the 2010 season.

Mathieu intercepted a pass from Patriots QB **Tom Brady** in the first quarter on 3rd-and-6 at the New England 17-yard line after DE **Angelo Blackson** tipped the pass. It was his first interception as a member of the Texans. Later in the game, on New England's first drive of the second half, Mathieu recovered a fumble by Patriots TE **Rob Gronkowski** that was caused by CB/S **Kareem Jackson** and marked just the second fumble recovery of Mathieu's NFL career.

PREMIER PLAYMAKER

In his NFL career (2013-18), S **Tyrann Mathieu** has recorded 375 total tackles (338 solo), 7.0 sacks, 13 interceptions (one returned for a touchdown), 18 quarterback hits, 32 tackles for loss, four forced fumbles, two fumble recoveries and 47 passes defended in 78 career games (69 starts).

Mathieu was drafted by the Cardinals in the third round (69th overall) of the 2013 NFL Draft out of LSU and has developed into one of the NFL's top defenders. In fact, Mathieu joins Eagles S **Malcolm Jenkins**, Panthers LB **Luke Kuechly** and Giants LB **Alec Ogletree** as the only players in the NFL that have recorded at least 25 tackles for loss and 40 passes defended since 2013. Mathieu (7.0 sacks) and Kuechly (11.5 sacks) are the only ones to accomplish the feat and record at least 7.0 sacks.

Mathieu was one of only four players in the NFL last season to record at least 70 total tackles, four special teams tackles, 1.0 sack and five passes defended. One of the other four players is ILB **Zach Cunningham**. In fact, Cunningham and Mathieu were the only two players in the NFL in 2017 to record more than 70 total tackles, four special teams tackles, 1.0 sack, one forced fumble and five passes defended. Since 2013, Mathieu (78 games) and Eagles S **Malcolm Jenkins** (90 games) are the only players in the NFL with more than 300 total tackles, five special teams tackles, 25 tackles for loss and 40 passes defended.

KAREEM JACKSON & JOHNATHAN JOSEPH NOTES

KAREEM RISES TO THE TOP



JACKSON

This season, CB/S **Kareem Jackson** has compiled 67 total tackles, 1.0 sack, two interceptions, one quarterback hit, five tackles for loss, two forced fumbles, one fumble recovery and a team-high 11 passes defended. He is the first player since at least 2000 to record those stats through a team's first 12 games and has the seventh-most total tackles by a defensive back through Week 13 in team history.

In Week 11 at Washington, Jackson tied for the team lead and matched his single-game career high with nine total tackles and recorded 1.0 sack, one quarterback hit, one tackle for loss and one pass defended. He registered his team-leading 11th pass defended of the season and now has 82 passes defended in his career (2010-18), which is the second-most in franchise history behind CB **Johnathan Joseph** (102).

Jackson became the first Texans player to record at least nine total tackles, 1.0 sack and one pass defended in a game since DE **J.J. Watt** in Week 17 of 2013 at Tennessee. Jackson sacked Redskins QB **Alex Smith** for a loss of 13 yards in the third quarter for his first sack of the season. Jackson now has 2.0 sacks in his NFL career. He also tallied his first quarterback hit of the season and the fourth of his career.

Jackson has recorded a single-season career-high five tackles for loss this the season and his 22 tackles for loss in his NFL career are the most by a defensive back in franchise history.

K-JACK ON THE ATTACK

In Week 9 at Denver, CB/S **Kareem Jackson** recorded four solo tackles and two passes defended, which marked his fourth game with multiple passes defended this season and 19th of his career.

In Week 8 vs. Miami, Jackson led the team with nine total tackles and one tackle for loss. In Week 7 at Jacksonville, Jackson finished with three total tackles (three solo) and recovered a fumble by Jaguars QB Blake Bortles, which marked his first fumble recovery of the season and the third of his career. In Week 6 vs. Buffalo, Jackson finished with three solo tackles, one interception, one tackle for loss and three passes defended. Jackson joined Jets S **Jamal Adams** and Bears S **Adrian Amos** as the only players in the NFL to record three total tackles, one tackle for loss, three passes defended and one interception in a game in 2018. He is currently the only player in the NFL to record at least three tackles, one tackle for loss, two passes defended and one interception in multiple games this season and is the first Texans player to accomplish the feat in multiple games in a season in franchise history. Jackson recorded the 16th interception of his career, which is tied for the most by a player in franchise history. He also registered a career-high three passes defended in the game.

In Week 5 vs. Dallas, Jackson finished with five solo tackles, one interception, one tackle for loss and two passes defended. With an interception in Weeks 5-6, Jackson became the first Texans player to record an interception in back-to-back games since **Quintin Demps** in 2016.

JACKSON'S START

CB/S **Kareem Jackson's** 23 total tackles in Weeks 1-3 were the most in a three-game span in his nine-year NFL career (2010-18). In Week 1, Jackson finished with eight total tackles (eight solo) and two forced fumbles. He became the first Texans player to record eight-or-more total tackles and two forced fumbles in a game since **Brian Cushing** in 2011. He also forced multiple fumbles for the first time in his career and became the first Texans player with multiple forced fumbles in a game since CB **Johnathan Joseph** in 2014. Jackson caused a fumble by Patriots TE **Rob Gronkowski** that S **Tyrann Mathieu** recovered. This marks the first time in his career Jackson will finish with multiple forced fumbles in a season and he now has five total in his career. In Week 2, Jackson finished with six tackles (three solo) and two passes defended. In Week 3, he finished with nine total tackles (five solo) and one pass defended.

LEADS THE PD'S



JOSEPH

CB **Johnathan Joseph** ranks ninth in NFL history in career passes defended and leads the league in passes defended since he began his career with Cincinnati in 2006 (178 in 183 games). Only **Troy Vincent** (146) and **Champ Bailey** (171) reached 175 passes defended in fewer games than Joseph (178 games).

Joseph also ranks second in the NFL since joining the Texans in 2011 with a franchise-record 102 total passes defended in 116 games, only trailing 49ers CB **Richard Sherman** (103).

Joseph has 10 passes defended in 2018, which trails CB/S **Kareem Jackson** (11) for the team lead. Joseph recorded three passes defended in Week 5 vs. Dallas, which marked the 18th game in his career where he's recorded three-or-more passes defended. He is the only active player in the top-15 in passes defended and total tackles by a cornerback in NFL history. Joseph ranks tied for 13th in career total tackles by a cornerback in NFL history and first among active cornerbacks (686).

K-JACK & J-JO ON PATROL

Since becoming teammates in 2011, CB/S **Kareem Jackson** and CB **Johnathan Joseph** have combined for 174 passes defended and 30 interceptions, seven of which have been returned for touchdowns.

In that time, Texans opponents have the second-lowest completion percentage in the NFL at 58.7 (Kansas City - 58.5) and the second-lowest net yards passing per game at 218.2 (Seattle - 208.2).

Jackson and Joseph (16) are tied for the most career interceptions in franchise history but Joseph's four pick-sixes with the Texans lead Jackson (three) by one for the most. Joseph is first on the team's passes defended list all-time with 102 while Jackson is second with 82. Joseph is also the franchise's all-time leader with 410 return yards on interceptions, while Jackson is second with 336. Jackson is third in team history in total tackles with 536 while Joseph is sixth with 418.

In Week 6 vs. Buffalo, Joseph and Jackson joined Browns LB **Joe Schobert** and DB **Terrance Mitchell** and Rams CB **Marcus Peters** and S **Lamaricus Joyner** as the only teammates to each record an interception in the final two minutes of the same game since 2017. Joseph and Jackson are the only pair of teammates in the NFL to each record at least 45 total tackles, 10 passes defended and two interceptions this season. In fact, they are two of the eight NFL players to record that stat line this season.

CAN'T THROW ON J-JO

In Week 13 vs. Cleveland, CB **Johnathan Joseph** picked off Browns QB **Baker Mayfield** for his second interception of the season and the 16th interception since joining the Texans in 2011. That ties CB/S **Kareem Jackson** (16) for the most in Texans history. It also marked Joseph's 30th career interception, tying **Mike Adams** (30) for the sixth-most career interceptions among active NFL players.

In Week 6 vs. the Bills, Joseph finished with six total tackles, one interception and two passes defended. He intercepted a pass from Bills QB **Nathan Petherman** and returned it 28 yards for a touchdown with 1:23 left in the game to give Houston a 20-13 lead. Joseph's pick-six was the fifth interception returned for a touchdown with under two minutes left in the fourth quarter or overtime of a one score game since 1994. It marked his first pick-six since Week 6 of the 2017 season vs. Cleveland.

Joseph became the first Texans player to record at least six tackles, two passes defended and return an interception for a touchdown in a game since CB **Aaron Glenn** in Week 14 of 2002 and is one of four players in the NFL to accomplish the feat in a game in 2018. He tallied his fourth interception returned for a touchdown since joining the Texans in 2011, which is a franchise record. Joseph has seven career interceptions returned for a touchdown and tied **Janoris Jenkins** (seven) for the second-most career interceptions returned for a touchdown among active players.

AMONG THE BEST



MILLER

This season, Texans RB **Lamar Miller** has run for 876 yards on 176 carries (5.0 avg.) and caught 18 passes for 144 yards (8.0 avg.) in 11 games (11 starts). Miller has scored three rushing touchdowns and one receiving touchdown while compiling 1,020 total scrimmage yards. He ranks third in the AFC in carries, third in rushing yards, seventh in rushing average, eighth in rushing first downs and 11th in scrimmage yards.

In Week 13 vs. Cleveland, Miller ran for a game-high 103 rushing yards on 19 carries (5.4 avg.) and caught one pass for 12 yards (12.0 avg.). He eclipsed 100 rushing yards for the fourth time this season, which ties his single-season career high for most games with 100 rush yards (four in 2016). Miller tallied his eighth game with 100-or-more rushing yards since joining the Texans in 2016 and the 14th of his NFL career (2012-18). He joins **Ezekiel Elliott**, **James Conner**, **Todd Gurley** and **Saquon Barkley** as the only running backs to record at least four games of 100 yards rushing in 2018 and Miller is the only player in the AFC to accomplish the feat.

Miller ranks third in career rushing yards in team history (2,837), third in carries (682), third in games with 100-or-more rushing yards (eight), tied for fourth in rushing touchdowns (11), seventh in scrimmage yards (3,496) and ninth in overall touchdowns (16).

HISTORIC RUN

In Week 12 vs. Tennessee, Texans RB **Lamar Miller** ran for 162 rushing yards on 12 carries (13.5 avg.) and caught one pass for five yards (5.0 avg.). He scored on a 97-yard run in the second quarter, which marked the longest run in franchise history and the longest run in the NFL since Miller's 97-yard touchdown run vs. the Jets in Week 17 of 2014.

Miller becomes the first player in NFL history to record multiple touchdown rushes of 95-or-more yards and now owns two of the six longest runs in NFL history. It also marked the second-longest run in the history of *Monday Night Football*, trailing **Tony Dorsett's** 99 yard run in 1983. Miller joins **Chris Johnson** (2009, 2012), **Ahman Green** (2003, 2004) and **Bo Jackson** (1987, 1989) as the only players to record two 90-plus touchdown runs in NFL history.

Miller posted the highest single game yards per carry among players with at least 12 carries in a game in NFL history. He tallied his third rushing touchdown of the season, 11th since joining the Texans in 2016 and 30th of his NFL career. Miller also became the first Texans player with at least 150 yards rushing and one touchdown in a game since **Arian Foster** (Week 8 of 2014). He recorded 148 yards on six carries (24.7 avg.) in the first half, which marks the most first half rushing yards in team history and the most in the NFL since **Doug Martin** (177 in Week 11 of 2015). His 162 rushing yards are the fifth-most by a player in a game this season.

Miller notched 51 rushing yards in the first quarter, which are the most rushing yards recorded by a Texans running back in the first quarter since he rushed for 56 yards in the first quarter vs. Jacksonville in Week 10 of the 2016 season.

KEY TO CONSISTENCY

Since joining the Texans in 2016, RB **Lamar Miller** is tied for fourth in the NFL with 34 games producing 55-or-more scrimmage yards. He has accomplished the feat eight times this season; Week 1-2, 6-8 and 11-13. The Texans are the only team with two players in the top-10 of games with 55-or-more scrimmage yards over the last three seasons as WR **DeAndre Hopkins** has done it 33 times (tied for seventh).

In 2017, Miller tied for the NFL lead with 14 games producing 55-or-more scrimmage yards. He had a 15-game streak of 55-or-more scrimmage yards, from 2016 to 2017, which is tied for the third-longest streak in the NFL since 2016 and tied for the third-longest streak in Texans history.

MILLER TIME

Since 2014, RB **Lamar Miller** has rushed for 4,808 yards, which is the second-most in the NFL during that span. He also ranks third in carries since 2014 with 1,092 and tied for 12th in rushing touchdowns with 27.

In 2017, Miller led the NFL in games with 50-or-more rushing yards (13). He finished ranked eighth in the AFC in rushing attempts (238), 11th in the AFC in rushing yards (888) and 11th in the AFC in first downs rushing (43).

In his first year with the Texans in 2016, Miller racked up 1,073 rushing yards, which ranked sixth in the AFC and 10th in the NFL. His 268 carries set a single-season career high and his 1,073 rushing yards were the second-highest mark of his career. Miller also posted four 100-yard rushing games in 2016, which ties a career high.

MOST RUSHING YARDS IN THE NFL SINCE 2014

Rk	Player	Teams	G	Att	Yds	Avg	Lg	TD
1	LeSean McCoy	PHI-BUF	70	1179	5097	4.32	75t	29
2	Lamar Miller	MIA-HOU	73	1092	4808	4.40	97t	27
3	Frank Gore	SF-IND-MIA	76	1178	4675	3.97	52t	17
4	DeMarco Murray	DAL-PHI-TEN	62	1062	4493	4.23	75t	34
5	Le'Veon Bell	PIT	49	985	4476	4.54	81	27

In 2017, Miller posted his fourth-straight season with more than 1,200 scrimmage yards, which is tied for the third-longest active streak in the league with **Julio Jones**, trailing **Frank Gore** (12) and **Antonio Brown** (five). It is the second-longest among running backs. Miller also joins Brown and **Mark Ingram** as the only players with 1,000-or-more scrimmage yards and six-or-more touchdowns in four consecutive seasons.

KEEPIN' IT 100

Texans RB **Lamar Miller** has rushed for 100-or-more yards in four of his last six games, which ties his single-season career high for most games with 100 rush yards (four in 2016).

Miller became the first Texans player to rush for more than 100 yards in back-to-back games since **Arian Foster** in Weeks 7-8 of 2014. It also marks the second time in Miller's NFL career he has recorded 100 yards in back-to-back games. In Week 8 vs. Miami, Miller ran for 133 rushing yards and one touchdown on 18 carries (7.4 avg.). He recorded a 58-yard run in the third quarter and scored a touchdown on a two-yard run in the first quarter. In Week 7 at Jacksonville, Miller ran for 100 yards and one touchdown on 22 carries (4.5 avg.). He scored on a five-yard run in the second quarter and was especially impressive in the first half vs. Jacksonville as he tallied 75 rushing yards. Prior to Weeks 7-8, Miller had not run for 100 yards since Week 14 of the 2016 season at Indianapolis (107).

BY AIR AND BY GROUND

In 2017, RB **Lamar Miller** led the team in rushing with 888 yards on 238 carries (3.73 avg.) and had 327 receiving yards on 36 receptions (9.1 avg.). He also scored three rushing touchdowns and a single-season career-high three receiving touchdowns, making him the third player in team history with three rushing and three receiving touchdowns in a season.

Miller was one of eight players in the NFL in 2017 with at least 880 rushing yards and 320 receiving yards. He is also the fifth player in Texans history with back-to-back seasons recording 1,200 scrimmage yards, joining **Andre Johnson** (2008-10 & 2012-13), **Arian Foster** (2010-12), **DeAndre Hopkins** (2014-15) and **Domanick Williams** (2003-05). Miller is tied for the fourth-longest streak of seasons with 1,200 scrimmage yards in Texans history, trailing Williams, Foster and Johnson (three each).

Miller recorded two games in 2017 with a rushing and receiving touchdown and now has three such games in his career with the Texans, which is second to Foster (six) in team history. Miller is only the third player to have both a rushing and receiving touchdown in multiple games of a season in team history, joining Foster (2010, 2011) and **Steve Slaton** (2009).

BENARDRICK MCKINNEY & WHITNEY MERCILUS NOTES

B-MAC ON THE ATTACK



MCKINNEY

Since 2016, ILB **Benardrick McKinney** is 14th in the NFL and fifth in the AFC in total tackles with 308. He leads the team this season with 84 total tackles to go along with 1.5 sacks, four tackles for loss, four quarterback hits, one forced fumble and two passes defended.

In Week 8 vs. Miami, McKinney finished with seven total tackles (six solo) and set a single-game career high with his first two passes defended of the season. He now has five passes defended in his NFL career (2015-18). In Week 5 vs. Dallas, McKinney tied for second on the team with eight total tackles, 0.5 sacks, one quarterback hit and one tackle for loss. He split a sack on Cowboys QB **Dak Prescott** with DE/OLB **Jadeveon Clowney** for a loss of 2.5 yards in the third quarter.

McKinney ranks ninth in Texans history in total tackles with 366 and tied for seventh in tackles for loss with 29. He is also tied for the sixth-most sacks by a linebacker in team history (10.5) and has 25 quarterback hits.

TACKLING MACHINE

In Week 6 vs. Buffalo, Texans ILB **Benardrick McKinney** finished second on the team with 11 total tackles (six solo) and tallied 1.0 sack, two quarterback hits and one tackle for loss. He recorded the most total tackles in a game since Week 1 of the 2017 season vs. Jacksonville (11).

McKinney notched 11 total tackles and 1.0 sack in a game for a fourth time in his career, which passed **DeMeco Ryans** and **Jamie Sharper** (three) for the most games with at least 11 tackles and 1.0 sack in franchise history. He combined with ILB **Zach Cunningham** (13) for the most total tackles by a pair of Texans since Week 3 of 2010 vs. Dallas when **Bernard Pollard** (15) and **DeMeco Ryans** (10) combined for 25 total tackles. It also marked the first time two Texans had 11-or-more total tackles since Week 4 of 2010 at Oakland (Ryans – 11, Pollard – 11).

McKinney sacked Bills QB **Josh Allen** for a loss of five yards in the first quarter and now has 1.5 sacks this season and 10.5 in his NFL career (2015-18).

BENARDRICK'S BREAKOUT

Last season, ILB **Benardrick McKinney** compiled a team-leading 95 total tackles (62 solo) along with 3.0 sacks, eight quarterback hits, a single-season career-high 10 tackles for loss, one forced fumble and one pass defended while starting all 16 games. Among all players with 3.0-or-more sacks in 2017, McKinney finished sixth in the league in total tackles.

In Week 2 at Cincinnati, McKinney compiled six total tackles, including three tackles for loss and 2.0 sacks. He became just the fourth Texans linebacker and sixth player in team history to record six-or-more total tackles, three-or-more tackles for loss and 2.0-or-more sacks in a game.

In 2016, **McKinney** led the Texans and finished 11th in the NFL (sixth in the AFC) with a single-season career-high 129 tackles. That total was the eighth-highest in a season in Texans history. McKinney recorded a career-high 5.0 sacks in 2016, making him the only player in the NFL in 2016 and the second in Texans history with at least 100 tackles and 5.0 sacks in a season (**Jamie Sharper** in 2002). McKinney posted a career-high 16 tackles in Week 3 at New England in 2016 (9/22/16), which tied for the fourth-highest single-game total in franchise history.

MOST TACKLES IN A GAME, TEXANS HISTORY

Player	Date, Opp.	Solo	Assist	Total
Brian Cushing	9/21/14 at NYG	8	9	17
Jamie Sharper	12/14/03 at TB	12	5	17
Jamie Sharper	11/9/03 at Cin	9	8	17
Benardrick McKinney	9/22/16 at NE	6	10	16
Jay Foreman	11/23/03 vs. NE	14	2	16

NO MERCI



MERCILUS

In Week 12 vs. Tennessee, OLB **Whitney Mercilus** notched five total tackles, a season-high 1.5 sacks, two quarterback hits and a tackle for loss. His split sack of Titans QB **Marcus Mariota** in the third quarter and full sack in the fourth quarter gave Mercilus his first multi-sack game since Week 16 of the 2016 season vs. Cincinnati.

He has 3.5 sacks this season and 42.0 in his NFL career (2012-18). Mercilus joins **J.J. Watt** and **Mario Williams** as the only players in franchise history to record at least 40.0 career sacks.

In Week 7 at Jacksonville, Mercilus finished with four solo tackles, 1.0 sack, two forced fumbles, one quarterback hit and one tackle for loss. Mercilus and Watt (Week 4 at Indianapolis) are the only players in franchise history to register two forced fumbles, a sack and a tackle for loss in a game. Mercilus and Watt are also two of six players in the NFL to accomplish the feat in a game this season.

Mercilus sacked and forced a fumble on Jaguars QB **Cody Kessler** in the fourth quarter. He also forced a fumble by Jaguars QB **Blake Bortles** that was recovered by DE/OLB **Jadeveon Clowney** at the Jaguars' 36-yard line on the opening drive of the game. Mercilus set a single-game career high for forced fumbles and notched his first career game with multiple forced fumbles. He now has nine forced fumbles in his NFL career and tied **Brian Cushing** (nine) for the third-most in franchise history.

This season, Mercilus has compiled 30 total tackles, 3.5 sacks, 11 quarterback hits, five tackles for loss and two forced fumbles in 12 games played. He ranks third in franchise history in career sacks with 42.0 and third in career tackles for loss with 54. Mercilus has also tallied 86 quarterback hits in his NFL career (2012-18) and seven fumble recoveries.

RIGHT PLACE, RIGHT TIME

Despite missing 11 games in 2017, Texans OLB **Whitney Mercilus** is tied for fifth in the NFL with five defensive fumble recoveries since 2015. Mercilus recorded a career-high four defensive fumble recoveries in 2016, which also tied for the most in the NFL. In his career, Mercilus has six fumble recoveries on defense and one fumble recovery on special teams.

MOST DEF. FUMBLE RECOVERIES IN THE NFL, SINCE 2015

Rank	Player	Team	Games	FRs
1	Lavonte David	TB	55	10
2t	Jordan Hicks	PHI	41	6
2t	Bobby Wagner	SEA	58	6
2t	Von Miller	DEN	60	6
2t	Khalil Mack	CHI	58	6
6t	Whitney Mercilus	HOU	48	5
5t	11 other players tied			5

WHEN IT MATTERS MOST

Since 2015, Texans OLB **Whitney Mercilus** leads the NFL in postseason sacks with 6.0 total in three games. He also ranks second in tackles for loss with seven, trailing Steelers OLB **James Harrison** (eight), and third in quarterback hits with nine, trailing Patriots DE **Trey Flowers** (16) and Broncos OLB **DeMarcus Ware** (12).

Mercilus recorded 3.0 sacks in both the 2015 and 2016 postseasons. He posted four quarterback hits and three tackles for loss in a loss to the Chiefs in 2015 then compiled five quarterback hits and four tackles for loss in two postseason games in 2016.

MOST POSTSEASON SACKS IN THE NFL, SINCE 2015

Rank	Player	Team	Games	Sacks
1	Whitney Mercilus	HOU	3	6.0
2	Von Miller	DEN	3	5.0
3t	James Harrison	PIT	8	4.5
3t	Nick Perry	GB	5	4.5

DEMARIYUS THOMAS NOTES



TEXANS TRADE FOR THOMAS

The Texans agreed to acquire WR **Demaryius Thomas** and a 2019 seventh-round pick from the Denver Broncos in exchange for a 2019 fourth-round pick and seventh-round pick on Tuesday, Oct. 30.

Thomas, a nine-year NFL veteran, five-time Pro Bowl selection (2012-16) and former Super Bowl Champion (50), has played in 128 games (114 starts) and 10 postseason contests in his career (2010-18). He has compiled 672 receptions for 9,154 receiving yards (13.6 avg.) and 62 receiving touchdowns since being drafted with the 22nd overall pick in the 2010 NFL Draft out of Georgia Tech.

Thomas, who is also a two-time Associated Press All-Pro selection (2013-14), finished his Broncos career as the franchise's leader in 100-yard receiving games (33) while ranking second in team history in receiving touchdowns, second in receiving yards and third in receptions. Thomas (6-3, 229) recorded 36 receptions for 402 yards (11.2 avg.) and three touchdowns in eight games with Denver in 2018. Since entering the league in 2010, Thomas, 30, ranks third in the NFL in receptions, third in receiving yards and tied for seventh in receiving touchdowns.

In his first home game with the Texans in Week 12, Thomas snagged four receptions for 38 receiving yards (9.5 avg.) and a pair of touchdowns, marking his first multi-touchdown game since Week 15 of 2015 at Pittsburgh as a member of the Broncos. He became the second player to record multiple touchdown receptions in a home debut in franchise history (**Jaeden Strong** in Week 5 of the 2015 season vs. Indianapolis).

Thomas has compiled 10 receptions for 131 receiving yards (13.1 avg.) and two touchdowns in four games since joining the Texans in Week 9.

RAREFIED AIR

Texans WR **Demaryius Thomas** is one of only four players in NFL history to post five consecutive seasons totaling at least 90 receptions and 1,000 receiving yards (2012-16), joining **Torry Holt** (six), **Marvin Harrison** (five) and **Antonio Brown** (five).

From 2012-14, Thomas became only the third player in NFL history to record three consecutive seasons with at least 1,400 yards and 10 touchdowns, joining **Jerry Rice** (1993-95) and **Marvin Harrison** (1999-2002). Thomas has topped 1,000 receiving yards five times since he entered the NFL in 2010, which is tied for the fourth-most in the league during that span, trailing only **Antonio Brown** (six), **A.J. Green** (six) and **Calvin Johnson** (six).

MOST CONSECUTIVE SEASONS WITH 90 RECEPTIONS AND 1,000 RECEIVING YARDS IN NFL HISTORY

Rank	Player	Team	No.	Years
1	Torry Holt	STL	6	2002-07
2t	Demaryius Thomas	HOU	5	2012-16
2t	Antonio Brown	PIT	5	2013-17
2t	Marvin Harrison	IND	5	1999-2003
5t	Larry Fitzgerald	ARI	4	2007-10
5t	Jerry Rice	SF	4	1993-96

IRONMAN

Texans WR **Demaryius Thomas** has played in 119 consecutive regular season games, which is the longest active streak among NFL wide receivers, and 129 consecutive games overall (including postseason), which is the fourth-longest active streak in the NFL among non-quarterbacks. Additionally, his streak of 108 consecutive regular season games started is the longest among all active wide receivers in the NFL.

MOST CONSECUTIVE GAMES PLAYED AMONG NON-QUARTERBACKS (ACTIVE STREAKS, INCLUDING POSTSEASON)

Rank	Player	Team	Pos.	Games
1	Brandon Carr	BAL	CB	176
2	Glover Quin	DET	S	150
3	Frank Gore	MIA	RB	132
4	Demaryius Thomas	HOU	WR	129
5	Patrick Peterson	ARI	CB	127

THOMAS AT THE TOP

WR **Demaryius Thomas** is one of 11 active players with 600 career receptions and one of seven with 9,000 receiving yards. He caught his 600th pass in Week 12 vs. Oakland in 2017 (112th game) and surpassed 9,000 receiving yards in Week 7 at Arizona in 2018 (124th career game).

ACTIVE NFL PLAYERS WITH AT LEAST 600 RECEPTIONS

Rank	Player	Seasons	Games	Rec.
1	Larry Fitzgerald	2004-2018(15)	230	1,281
2	Brandon Marshall	2006-2018(13)	179	970
3	Antonio Gates	2003-2018(16)	232	946
4	Antonio Brown	2010-2018(9)	127	814
5	Demaryius Thomas	2010-2018(9)	129	675
6	Julio Jones	2011-2018(8)	107	671
7	Greg Olsen	2007-2018(12)	174	666
8	Pierre Garcon	2008-2018(11)	148	628
9	Michael Crabtree	2009-2018(10)	137	627
10	A.J. Green	2011-2018(8)	111	602
11	Jimmy Graham	2010-2018(9)	133	600

ACTIVE NFL PLAYERS WITH AT LEAST 9,000 RECEIVING YARDS

Rank	Player	Seasons	Games	Yds
1	Larry Fitzgerald	2004-2018(15)	230	16,053
2	Brandon Marshall	2006-2018(13)	179	12,351
3	Antonio Gates	2003-2018(16)	232	11,747
4	Antonio Brown	2010-2018(9)	127	10,938
5	Julio Jones	2011-2018(8)	107	10,377
6	DeSean Jackson	2008-2018(11)	151	10,237
7	Demaryius Thomas	2010-2018(9)	129	9,186

ELITE COMPANY

WR **Demaryius Thomas** has recorded at least 75 receptions and 900 receiving yards in six straight seasons, which is the longest active streak in the NFL. He is also one of only four players in the league with at least 6,000 receiving yards and 40 receiving touchdowns since 2013, joining WR **DeAndre Hopkins**, WR **Antonio Brown** and WR **A.J. Green**.

Thomas has totaled 36 career 100-yard receiving games (including play-offs), which ranks third in the NFL since 2011, trailing only **Julio Jones** (50) and **Antonio Brown** (46). He recorded seven consecutive games with at least 100 yards receiving in Week 4-10 of the 2014 season, which is tied for the third-longest streak in NFL history behind only **Calvin Johnson** (eight) and **Adam Thielen** (eight).

CONSECUTIVE 75+ CATCHES & 900+ REC. YDS, SEASONS, ACTIVE STREAK

Player (Team)	Streak	Rec.	Yds.	TDs	Started
Demaryius Thomas (HOU)	6	575	7,819	51	2012
Antonio Brown (PIT)	5	582	7,848	52	2013
Julio Jones (ATL)	5	495	7,622	26	2014
DeAndre Hopkins (HOU)	4	361	5,063	34	2014

2018 PLAYER NOTES

ZACH ATTACK



CUNNINGHAM

This season, ILB **Zach Cunningham** ranks third on the team in total tackles with 71 (52 solo). He's also recorded one interception returned for a touchdown, five passes defended, three tackles for loss, two quarterback hits, one forced fumble and one special teams tackle in 10 games.

In Week 13 vs. Cleveland, Cunningham finished with two total tackles, one interception and two passes defended. He picked off Browns QB **Baker Mayfield** and returned it 38 yards for a touchdown for the first interception of his NFL career and first touchdown of his NFL career (2017-18).

Cunningham posted his second game with multiple passes defended this season and the third of his NFL career. He tallied his fifth pass defended of the season and the 11th of his NFL career (2017-18).

Cunningham is the first NFL player with at least 60 total tackles, three passes defended, two tackles for loss and a forced fumble through his team's first seven games of a season since 2014. He became the first Texans player to record double digit tackles in three consecutive games (Weeks 5-7) since **DeMeco Ryans** and **Bernard Pollard** in Weeks 3-5 of the 2010 season. He also became the first Texans player to record 10 total tackles and one forced fumble in a game since McKinney in Week 1 in 2017 vs. Jacksonville.

In Week 6 vs. Buffalo, Cunningham led the team with a career-high 13 total tackles (nine solo). His 13 total tackles are the most recorded by a Texans player since McKinney (16) in Week 3 of 2016 at New England.

In Week 6, Cunningham (13) combined with McKinney (11) for the most total tackles by a pair of Texans since Week 3 of 2010 vs. Dallas when Pollard (15) and Ryans (10) combined for 25 tackles. It also marked the first time the Texans had two players with 11-or-more total tackles since Week 4 of 2010 at Oakland when Ryans (11) and Pollard (11) accomplished the feat.

CUNNINGHAM'S ROOKIE CAMPAIGN

As a rookie in 2017, ILB **Zach Cunningham** finished second on the team with 82 total tackles and third with eight special teams tackles while playing in 16 games (13 starts). He compiled 1.5 sacks, one forced fumble, six passes defended, two quarterback hits and five tackles for loss.

Cunningham finished tied for second among all NFL rookies in total tackles in 2017 and had the fourth-most total tackles in franchise history among rookies. He stands as the first player in the NFL with at least 80 total tackles and eight special teams tackles in a single season since **Jonathan Casillas** in 2015 and the first player in Texans history to do so. Cunningham also started the most games (13) by a rookie Texans linebacker since ILB **Brian Cushing** (16) in 2009.

Cunningham was one of only two players in the NFL in 2017 with at least 70 total tackles, four special teams tackles, 1.0 sack, one forced fumble and five passes defended. The other player was S **Tyrann Mathieu**.

In Week 17 at Indianapolis last season, Cunningham finished with 11 total tackles and had one tackle for loss. It marked the second week in a row that he compiled 10-or-more total tackles, becoming the second rookie in the NFL in 2017 with 10-or-more tackles in back-to-back games (49ers LB **Reuben Foster** in Weeks 9-10) and the third rookie in franchise history to accomplish the feat, joining **DeMeco Ryans** (2006) and **Brian Cushing** (2009). Cunningham's 11 tackles are the most by a Texans rookie in a game since Cushing had 11 in Week 12 of 2009. Cunningham finished his rookie season with seven total games of five-or-more total tackles.

In Week 16 vs. Pittsburgh in 2017, Cunningham finished with 10 total tackles, a single-game career-high three passes defended and recorded one tackle for loss. He became the first NFL rookie with 10-or-more total tackles and three-or-more passes defended in a game since **Alterraun Verner** in 2010. Cunningham is also the second rookie in franchise history and fourth player overall to accomplish the feat.

SCARLETT FEVER



SCARLETT

In Week 11 at Washington, OLB **Brennan Scarlett** finished with three total tackles, one interception, a single-game career-high two passes defended and one quarterback hit. He intercepted a pass from Redskins QB **Alex Smith** for his first career interception.

Scarlett tallied his single-season career-high third pass defended of the season and the fourth of his NFL career (2016-18). He also notched his second quarterback hit of the season and the fifth of his NFL career.

In Week 12 vs. Tennessee, Scarlett finished with three total tackles and one forced fumble. He became the first Texans player to record three total tackles, one special teams tackle and one forced fumble in a game since **Fred Bennett** vs. Chicago in Week 17 of 2008. Scarlett forced a fumble by Titans RB **Derrick Henry** on the Titans final play of the game that was recovered by CB **Aaron Colvin** at the Houston 22-yard line. It marked his first forced fumble of the season and the first of his NFL career.

Scarlett is tied for the team lead with six total special teams tackles this season in 12 games (three starts) and now has 12 in his NFL career. He joins **Eddie Pleasant** (78 games) and **A.J. Bouye** (50 games) as the only college free agents in Texans history to record a sack, a forced fumble, an interception and 10 special teams tackles in their career. Scarlett accomplished the feat in just 29 career games.

BRENNAN'S BREAKOUT

In Week 9 at Denver, OLB **Brennan Scarlett** joined Falcons S **Brian Poole**, Titans S **Kevin Byard** and Bears DB **Sherrick McManis** as the only players in the NFL to record one pass defended, one quarterback hit and one special teams tackle in a game this season. Scarlett is also the first Texans player to record that stat line since **John Simon** in 2014.

In Week 6 vs. the Bills, Houston blocked a punt by Bills P **Corey Bojorquez** in the second quarter, which marked the first blocked punt for the Texans since Week 1 of 2014. The punt was recovered by Scarlett at the Buffalo 35-yard line and returned 14 yards to the 21-yard line. Scarlett also recorded the first fumble recovery of his NFL career after Bills WR **Ray-Ray McCloud III** muffed a punt by Texans P **Trevor Daniel** in the first quarter. Houston hit a field goal four plays after Scarlett recovered the blocked punt and scored a touchdown five plays after the fumble recovery on the muffed punt.

ZACH OF ALL TRADES

In Week 7 at Jacksonville, ILB **Zach Cunningham** led the team with 10 total tackles (eight solo) and forced one fumble. He forced a fumble by Jaguars QB **Blake Bortles** that was recovered by CB/S **Kareem Jackson** at the Jaguars' 12-yard line. It marked Cunningham's first forced fumble of the season and the second of his NFL career (2017-18).

In Week 5 vs. Dallas, Cunningham led the team with nine total tackles and one quarterback hit. He made a crucial play in overtime to stop the Cowboys on 3rd-and-1 for no gain and force a punt. Houston got the ball back and hit the game-winning field goal eight plays later.

In Week 4 at Indianapolis, Cunningham finished with seven total tackles (six solo), two passes defended and one tackle for loss. He passed **Dunta Robinson** (105) for the fourth-most total tackles through a player's first 20 games in franchise history.

In Week 3, Cunningham recorded six total tackles, one tackle for loss and surpassed 100 career total tackles. In Week 1, he finished with eight total tackles and tallied one pass defended. In Week 2, Cunningham led the team with eight total tackles and recorded one tackle on special teams.

Cunningham has 153 career total tackles, 1.5 sacks, one interception returned for a touchdown, four quarterback hits, eight tackles for loss, two forced fumbles, 11 passes defended and nine total special teams tackles.

2018 PLAYER NOTES

REID BETWEEN THE LINES



REID

This season, Texans rookie S **Justin Reid** has compiled 57 total tackles, three interceptions (including one returned 101 yards for a touchdown), nine passes defended, one quarterback hit, one tackle for loss, one forced fumble, one fumble recovery and three special teams tackles in 12 games (eight starts). He is the only rookie to record at least 45 total tackles, three interceptions and seven passes defended in the NFL this season and the only player in the NFL overall to record at least 50 total tackles, three interceptions, seven passes defended and three total special tackles in 2018.

In Week 13 vs. Cleveland, Reid finished with four total tackles (three solo), two passes defended and one forced fumble. He became the first Texans player to record at least four total tackles, two passes defended and one forced fumble since DE **J.J. Watt** in Week 17 of the 2015 season vs. Jacksonville. Reid forced a fumble on Browns WR **Antonio Callaway** at the Texans' one-yard line that was recovered by CB **Aaron Colvin** in the end zone. It marked Reid's first career forced fumble. He also logged his third career game with multiple passes defended.

In Week 9 at Denver, Reid led the team with nine total tackles (eight solo), one fumble recovery and one special teams tackle. He recovered a fumble by Broncos RB **Devontae Booker** at the 23-yard line for his first career fumble recovery after NT **Brandon Dunn** forced the fumble.

Reid is one of five players in the NFL to record multiple games with at least eight total tackles and one special teams tackle this season. He also became the first player in team history to record at least nine tackles, one fumble recovery and one special teams tackle in a game. He is the only player in the NFL to accomplish the feat in a game in 2018 and the fourth rookie to post that stat line in a game in the last 10 seasons.

In Week 8 vs. Miami, Reid finished with eight total tackles, one interception, two passes defended and one special teams tackle. He became the only player in the NFL to record that stat line in the NFL this season and the first since Jimmie Ward in Week 14 of 2016. Reid also joined Chargers S **Derwin James**, Dolphins S **Minkah Fitzpatrick** and Cowboys ILB **Leighton Vander Esch** as the only rookies to record eight total tackles and an interception in a game this season. Reid intercepted a pass from Dolphins QB **Brock Osweiler** and returned it 21 yards. He also notched multiple passes defended in a game for the first time in his career.

In Week 5 vs. Dallas, Reid finished with six total tackles (five solo), one interception and one pass defended. Reid recorded the first interception of his NFL career on a pass from Cowboys QB **Dak Prescott** in the third quarter. In Week 2 at Tennessee, Reid forced an intentional grounding penalty on Titans QB **Blaine Gabbert**.

REID VS. THE REDSKINS


In Week 11 at Washington, Texans rookie S **Justin Reid** finished with three total tackles (two solo), one interception and two passes defended. He intercepted a pass from Redskins QB **Alex Smith** in the end zone and returned it 101 yards for his first career touchdown.

Reid's pick-six marks the second-longest interception returned for a touchdown in franchise history and the longest since **Marcus Coleman** (102 yards) at Kansas City in Week 3 of the 2004 season.

Reid tied for the second-longest interception-return touchdown by a rookie in league history, trailing only **Pete Barnum's** 103-yard return in 1926. Cowboys CB **Bryan McCann** also accomplished the feat as a rookie in 2010 and it tied for the eighth-longest interception returned for a touchdown in the NFL since 2000.

Reid tied **Fred Bennett** (three in 2007) for the third-most interceptions in a season by a rookie in franchise history. His three interceptions are already the most by a rookie safety in team history. He also registered his seventh pass defended of the season and second career game with multiple passes defended (Week 8 vs. Miami).

THE ROOKIE LEAP



THOMAS

In Week 13 vs. Cleveland, Texans rookie TE **Jordan Thomas** recorded three receptions for 32 receiving yards (10.7 avg.) and one touchdown. He caught an 11-yard touchdown pass from QB **Deshaun Watson** in the first quarter and tied **Andre Johnson** (four) for the second-most touchdown receptions by a rookie in a season in franchise history. Thomas also tied **Mychal Rivera** and **Clarence Moore** (four) for the second-most touchdown receptions by a rookie selected in the sixth round-or-later since 1991.

In Week 9 at Denver, Thomas caught a seven-yard touchdown pass from Watson on the opening drive of the game. Thomas is the third rookie in Texans history to record a touchdown reception in back-to-back games. He joins **Owen Daniels** as the only rookies with three touchdown receptions in a two-game span and the only rookie tight ends to record touchdown receptions in back-to-back games in franchise history.

In Week 8 vs. Miami, Thomas registered 29 receiving yards on a career-high four receptions (7.3 avg.) and his first two career touchdowns. He tied a franchise record for the most touchdown receptions in a game by a rookie, matching **Andre Johnson** (Week 3 of 2003), **Daniels** (Week 8 of 2006) and **Jaelen Strong** (Week 5 of 2015). Thomas and Daniels are the only rookie tight ends to accomplish the feat in team history.

Thomas is the only rookie tight end in the NFL this season to record multiple touchdown receptions in a game. He caught a 13-yard touchdown pass from Watson in the second quarter vs. Miami to give Houston a 14-7 lead and then caught a two-yard touchdown pass from Watson in the third quarter to extend Houston's lead to 21-10.

HAL ABOUT THAT



HAL


In Week 13 vs. Cleveland, Texans S **Andre Hal** recorded two total tackles (two solo), one interception, one pass defended and one special teams tackle. He picked off a pass from Browns QB **Baker Mayfield** in the endzone in the second quarter for his first interception of the season.

Hal has 10 interceptions in his NFL career (2014-18) and passed **Quintin Demps** (nine) for the sixth-most career interceptions in franchise history. He also notched his second pass defended of the season and the 28th of his NFL career.

In Week 7 at Jacksonville, Hal started and made his 2018 season debut following his battle with Hodgkin's Lymphoma. Hal was activated off the Non-Football Illness list the day before the game (Oct. 20) after re-joining the team for his first practice on Oct. 17.

The Texans announced that Hal's Hodgkin's Lymphoma was in remission on Sept. 26. He received a preliminary diagnosis by team physician Dr. James Muntz at Houston Methodist Hospital in May. The team placed Hal on the Reserve/Non-Football Illness list on Sept. 1.

HEY MR. CARTER



CARTER

The Texans claimed WR **DeAndre Carter** off waivers from the Philadelphia Eagles on Nov. 7, 2018. Since then, he has served as the team's primary kick and punt returner while also contributing on offense.

Carter has compiled seven receptions for 46 yards (6.6 avg.) in three games (one start) since joining the Texans. He's also returned five punts for 53 yards (10.6 avg.) and three fair catches while also returning three kickoffs for 71 yards (23.7 avg.). In Week 13 vs. Cleveland, Carter recorded a career-high six receptions for a career-high 32 receiving yards (5.3 avg.).

Carter went undrafted in 2015 out of Sacramento State and has spent time on the practice squads of Baltimore, Oakland, New England, San Francisco and Philadelphia before finding a home in Houston.

2018 PLAYER NOTES

KICKIN' IT WITH KA'IMI



FAIRBAIRN

K **Ka'imi Fairbairn** is 29-for-34 on field goal attempts (85.3%) this season, including two longs of 54 yards. He leads the NFL in field goals made (29) and has connected on 29-of-30 extra point attempts. Fairbairn ranks second in the NFL in points scored and first among kickers with 116, which is the most points scored through the first 13 weeks of a season in franchise history. Fairbairn has also forced a touchback on 44-of-68 kickoffs (64.7%) and made all 17 of his field goal attempts under 40 yards in 2018.

In Week 13 vs. Cleveland, Fairbairn scored 17 total points on five made field goals and two made extra point attempts. He set new single-game career highs with five made field goals and 17 points scored. He connected on field goal attempts from 35 yards, 42 yards, 48 yards, 53 yards and 38 yards.

Fairbairn scored the most points by any player in the NFL in Week 13 and tied for the second-most made field goals in a game in 2018. He also tied for the second-most made field goals in a game in franchise history.

In Week 11 at Washington, Fairbairn scored 11 total points on three made field goals and two made extra point attempts. He made attempts from 23 yards, 33 yards and 54 yards.

MOST POINTS SCORED & FIELD GOALS MADE IN 2018

Rk	Player	Team	Pts	Rk	Player	Team	FGMs
1	Todd Gurley II	LAR	120	1	Ka'imi Fairbairn	Hou	29
2	Ka'imi Fairbairn	Hou	116	2	Jason Myers	NYJ	28
3	Wil Lutz	NO	113	3	Aldrick Rosas	NYG	26

KA'IMI IN THE CLUTCH

K **Ka'imi Fairbairn** became the first kicker to hit game-winning field goals in overtime in consecutive games (Weeks 4-5) since **David Akers** in Weeks 10-11 of 2000. In Week 5 vs. Dallas, Fairbairn scored 13 total points on four made field goals and one made extra point attempt. He connected on a game-winning 36-yard field goal in overtime to give Houston the 19-16 victory after hitting a 20-yarder, 21-yarder and 19-yarder earlier in the game.

In Week 4 at Indianapolis, Fairbairn scored 13 total points on three made field goals and four made extra point attempts. He connected on a game-winning 37-yard field goal in overtime for Houston after hitting from 40 yards and 29 yards. In Week 4, Fairbairn became the third kicker to convert both a game-tying and game-winning field goal in overtime since the overtime-rule modification in 2012 (**Graham Gano**, 2015 & **Cairo Santos**, 2016).

In Week 6 vs. Buffalo, Fairbairn scored eight total points on two made field goals and two made extra point attempts. He made a 33-yard field goal and connected on a 27-yard field goal to tie the game at 13-13 in the fourth quarter. In Week 7 at Jacksonville, Fairbairn again scored eight total points on two made field goals and two made extra point attempts. He made a 44-yard field goal to give Houston a 3-0 lead on the Texans' first drive of the game and then connected on a 48-yard field goal to give Houston a 6-0 lead.

JUST FOR KICKS

In 2017, K **Ka'imi Fairbairn** made 11 straight field goal attempts to start the season, the most consecutive field goals made to start a career in franchise history. He was especially successful kicking off with 49 touchbacks, which is a single-season franchise record, and the highest touchback percentage in a season in team history (66.2%). In Week 14, Fairbairn made a career-long 55-yard field goal. He produced 92 points in 2017, which is the most by a first-year player in Texans history. He is also the first player in team history to score 15 points twice in a season (Weeks 3-4 in 2017).

Fairbairn is the first undrafted kicker to make his NFL debut with the Texans. He was born in Kailua, Hawaii and his full name is John Christian Ka'iminoeaulameka'ikeokekumupa'a Fairbairn. In Hawaiian culture, his name means 'seeker of knowledge.' Fairbairn was a consensus first-team All-American as a senior at UCLA and won the Lou Groza Award in 2015.

NOT DUNN YET



DUNN

In Week 9 at Denver, NT **Brandon Dunn** recorded a career-high six total tackles (four solo), one tackle for loss and one forced fumble. He forced a fumble on Broncos RB **Devontae Booker** at the Broncos 25-yard line for his first career forced fumble. S **Justin Reid** recovered the ball on the 23-yard line and Houston scored a touchdown three plays later. He also tallied his career-high fourth tackle for loss of the season and the seventh of his career (2014-18).

With his performance, Dunn became the first nose tackle in franchise history to record six total tackles, one tackle for loss and one forced fumble in a single game. Dunn's six total tackles are tied with Chargers NT **Brandon Mebane** for the most total tackles by a nose tackle in the NFL in a game this season. Dunn, who has started every game since Week 5 this season, has compiled 23 total tackles (13 solo), four tackles for loss and one forced fumble while playing in 12 games (eight starts).

GO BIG BLUE




BLUE

In Week 13 vs. Cleveland, RB **Alfred Blue** ran for a season-high 54 yards on 13 carries (4.2 avg.). He gained his most rushing yards in a game since Week 16 of the 2017 season vs. Pittsburgh (108).

In Week 5 vs. Dallas, Blue started in place of RB **Lamar Miller** and ran for a team-high 46 yards on 20 carries (2.3 avg.) and caught eight passes for 73 yards (9.1 avg.). He recorded the most receptions and receiving yards in a game in his NFL career (2014-18) and registered the third-most scrimmage yards (119) in his career and the most scrimmage yards since Week 3 of 2015 at Tampa Bay (139). Blue recorded the most receptions by a Texans running back since **Arian Foster** had nine catches in Week 5 of 2015 vs. Indianapolis and tied for the seventh-most receptions by a running back in a game in team history. Blue had never gained more than 40 yards receiving in a game in his career and his previous single-game high for receptions was six.

In Week 6 vs. Buffalo, Blue ran for 26 yards on seven carries (3.7 avg.) and caught two passes for 17 yards (8.5 avg.). This season, he has run for 446 yards and one touchdown on 128 carries (3.5 avg.) and caught 12 passes for 107 yards (8.9 avg.) for 553 total scrimmage yards. He's one of only 10 players on the 53-man roster that were a part of the team in 2014.

GO D.J., THAT'S MY D.J.



READER

DE/NT **D.J. Reader** has tallied 24 total tackles (19 solo), 2.0 sacks, three quarterback hits and four tackles for loss this season. He has already set the single season franchise record for sacks by a nose tackle.

In Week 1 at New England, Reader finished with three solo tackles, 2.0 sacks, three quarterback hits and two tackles for loss. He recorded multiple sacks in a game for the first time in his NFL career and now has 4.0 career sacks. Reader brought down Patriots QB **Tom Brady** twice and has already set his single-season career high in sacks. Reader became the first nose tackle to sack Brady twice in a game since **B.J. Raji** in Week 15 of 2010. Raji and Reader are the only two to accomplish the feat during Brady's 18-year NFL career.

Reader became a force for the Texans in his second NFL season in 2017. Reader set single-season career highs in total tackles (47), solo tackles (23), quarterback hits (six), tackles for loss (three) and games started (14). He also recorded 1.0 sack despite missing Weeks 16-17.

Reader finished tied for seventh on the team in total tackles and second among all NFL nose tackles, trailing Giants NT **Damon Harrison** with 76. Reader was also third on the team in quarterback hits with six in 2017 while playing both nose tackle and defensive end for the Texans.

2018 PLAYER NOTES

DANIEL'S DIMES



DANIEL

Texans rookie P **Trevor Daniel** has compiled 52 punts for 2,282 yards (43.9 avg.), including a long of 61 yards. He is fourth in the NFL with 27 punts inside the 20-yard line and has had only five touchbacks all year.

In Week 9 at Denver, Daniel punted six times for 307 yards (51.2 avg.), including a 61 yarder, and pinned four punts inside the 20-yard line. He joined Seahawks P **Michael Dickson** as the only players to register a gross punt average of more than 50 yards per punt and pin four punts inside the 20-yard line among players with at least four punts in a game this season.

In Week 7 at Jacksonville, Daniel punted six times for 277 yards (46.2 avg.), including a 61 yarder, and pinned four punts inside the 20-yard line.

As a team, the Texans rank second in opponent starting field position with an average of the 25.3 yard line and are sixth in opponent punt return average (6.8).

The Texans signed Daniel as a college free agent out of Tennessee following the 2018 NFL Draft and awarded him the punting job over veteran P **Shane Lechler** before the start of the regular season.

HISTORIC DEBUT



COUTEE

In his NFL debut in Week 4 at Indianapolis, Texans rookie WR **Keke Coutee** finished with 109 receiving yards on 11 receptions (9.9 avg.). Coutee recorded the most receptions (11) by a player in their NFL debut since the NFL/AFL merger, passing **Anquan Boldin** (10) in 2003 and **Earl Cooper** (10) in 1980. Oilers WR **Sid Banks** (13 in 1964) is the only player to record more receptions in his first game.

Coutee set a franchise record for the most receiving yards (109) by a player in his NFL debut, passing **Will Fuller V** (107 in Week 1 of 2016 vs. Chicago). It was also the 20th-most receiving yards by a player in their debut ever and 14th-most since the merger.

In Week 5 vs. Dallas, Coutee finished with 51 yards on six receptions (8.5 avg.) and one touchdown. He caught his first career NFL touchdown from QB **Deshaun Watson** in the second quarter.

In Week 6 vs. Buffalo, Coutee finished with 33 yards on three receptions (11.0 avg.) and passed WR **DeAndre Hopkins** (18) for the most receptions through a player's first three games in franchise history. He also tied for the fourth-most receptions (20) through a player's first three career games, trailing only Boldin (23), Cooper (21) and Giants RB **Saquon Barkley** (21). In Week 11 at Washington, Coutee caught five passes for a team-high 77 receiving yards (15.4 avg.). He also ran the ball one time for eight yards (8.0 avg.) and recorded a career-long 40 yard reception from QB **Deshaun Watson** in the third quarter.

DUKE'S DEBUT



EJIOFOR

In Week 2 at Tennessee, OLB **Duke Ejirofor** finished with three tackles, 1.0 sack, one quarterback hit and one tackle for loss. Ejirofor recorded the first sack of his career when he took down QB **Blaine Gabbert** for a loss of eight.

Ejirofor is the fifth rookie in franchise history to record a sack in his first career NFL game, joining **Shantee Orr** (Week 11 of 2003), **Chris McKenzie** (Week 12 of 2005), **Alfred Malone** (Week 16 of 2005) and **LaTroy Lewis** (Week 14 of 2017). Ejirofor accomplished the feat earlier in the season than any other rookie in team history and becomes the third Texans rookie to record a sack in the first two weeks of a season: DE **Jason Babin** (Week 2 of 2004) and NT **Amobi Okoye** (Week 2 of 2007). The last Texans rookie to record a sack before Ejirofor was ILB **Zach Cunningham** in Week 13 last season.

In Week 4 at Indianapolis, Ejirofor finished with two tackles (two solo), one quarterback hit and recovered his first career fumble.

COVINGTON COMES THROUGH




COVINGTON

In Week 12 vs. Tennessee, DE **Christian Covington** set his single-game career high in sacks (2.5), quarterback hits (three) and tackles for loss (two). He also finished with four total tackles (three solo). Covington sacked Titans QB **Marcus Mariota** for a loss of eight yards in the second quarter, which marked his first sack since Week 3 of the 2017 season. He also split a sack with DE **J.J. Watt** on Mariota for a loss of four yards and then sacked Mariota again for a loss of four yards, marking his first career multi-sack game. Covington became the first Texans player drafted in the sixth round-or-later to record 2.5 sacks in a game since **DaShon Polk** in Week 12 of the 2005 season vs. St. Louis.

Covington now has 2.5 sacks this season and 6.5 sacks in his NFL career (2015-18). He also notched his third tackle for loss of the season and the 10th of his NFL career and tallied his fourth quarterback hit of the season and the 12th of his NFL career. Covington recorded the second-most sacks by a Texans player in a game this season, trailing Watt's 3.0 sacks vs. the N.Y. Giants in Week 3.

SPECIAL IMPACT



PETERS

Texans ILB **Brian Peters** is tied for fifth in Texans franchise history with 37 career special teams tackles in 48 games played.

Since joining the Texans in 2015, Peters has finished ranked in the top-three on the team in total special teams tackles each season.


Peters recorded his first special teams tackle of the 2018 season in Week 2 at Tennessee. He finished second on the team with nine total in 2017, trailing only S **Kurtis Drummond** (11). In 2016, Peters finished third on the Texans with 10 total special teams tackles in 12 games.

In 2015, Peters tied for the NFL lead with a career-high 17 special teams tackles in just 12 games played. He broke into the NFL with the Minnesota Vikings in 2015 before the Texans signed him off the Vikings' practice squad in Week 4.

MOST TOTAL SPECIAL TEAMS TACKLES, TEXANS HISTORY

Rank	Player	Seasons	Games	SpTkl
1	Troy Evans	2002-06(5)	72	57
2	Kevin Bentley	2008-10(3)	45	47
3t	Charlie Anderson	2004-07(4)	60	40
3t	Jason Simmons	2002-07(6)	72	40
5t	Brian Peters	2015-18(4)	48	37
5t	Ramon Walker	2002-05(3)	36	37

ETCHED IN LIMESTONE



SMITH

Texans WR **Vyncint Smith** became the first rookie college free agent to start in Week 1 in franchise history.

Only two other rookie college free agents started in their debut in Week 1 across the NFL: Browns T **Desmond Harrison** and Colts ILB **Skai Moore**.

Smith, who attended Limestone College, became just the third college free agent from a Division II school to start as a rookie in Week 1 since 1997.

Browns T **Desmond Harrison** (West Georgia, 2018) and former Bears TE **Khari Lee** (Bowie State, 2015) are the other two. Lee was originally signed as a college free agent by the Texans after the 2015 NFL Draft and then traded to the Bears for a sixth-round pick in 2017.

Smith has appeared in five games for Houston and caught one pass for 28 yards. He has also contributed on special teams.

What did you think when you saw the Jaguars beat the Colts?

"I thought this is the National Football League. Every week is a tough opponent, tough battle. This week will be no different. This will be a very challenging game for us. I'm glad we're at home. I think our crowd has been great for us at home – glad about that – but other than that, we need to really start grinding on Indianapolis."

What do you think about the chance to clinch the AFC South on Sunday?

"I think about today. We just had a staff meeting. We're going to meet at 12:30 with the players. They're lifting right now. Let's have a great Monday. That's what I think about."

What do you think getting the first win of the season against the Colts in Week 4 did for the team's psyche?

"I think it's a week-to-week league. I think every week's a challenge. I think winning is great. There's nothing better than winning, but you have to learn from it. You have to learn – whether it's a win or a loss – you have to really look at the tape. You really have to get some things corrected and you have to quickly turn the page to the next opponent. That's the key. Whatever plays that you had yesterday that carry over to what this game might be, you have to learn from that and then you have to really turn your focus to Indianapolis."

What are your thoughts on the way S Justin Reid has played this season?

"He's really improved every week. He really works hard to improve. He's a very smart guy, works very hard in practice, instinctive player, good speed, good size. He's come a long way. He really understands the importance of practice and he tries to get better every day."

What do you like best about the way your defense is playing?

"I think, for the most part, they're playing good team defense. In the running game, guys are really working hard to get to the ball, trying to get 11 guys to the ball. In the passing game, there's been some good examples of the combination of coverage and rush. I think there are things we need to do better. I think we can tackle better. I think we can communicate better. I think there's a lot of things that we can improve on in all three phases, but I think they're playing hard. They're playing with really good effort."

Is it encouraging that you've won nine straight games, but you feel like there's room for improvement?

"I just think that's what it is. I think you're always looking to try to figure out, as you get ready for the next team, what does this individual player need to improve on? What does this unit need to improve on? What does the team need to improve on? What do I need to improve on? I think that's been a big theme for us and our players are doing a good job of taking that to heart."

What's been the key to having your team buy into the approach of taking everything one day at a time?

"I think it's important. This is the truth. It's reality. This is a very difficult league. It's the most competitive professional sports league in the world. Every week, you're going against great players, great coaches. Look at this week. We're going against Frank Reich, who's done an incredible job there in his first year. Andrew Luck – great quarterback – their offensive line is playing at a high level. You look at their defense and the guys that are playing well for them on defense. They're good on special teams. Every week's a major challenge. Again, I'm not trying to minimize what these guys have done, what these players have done, but we have to continue to try to get better and understand the challenge of the next opponent."

Win or lose, how do you get players to turn the page so quickly?

"I think it's all about the film. I think all you have to do – if you stand up in front of them and just talk all the time and don't show them tape – I think you just turn the film on. 'OK, here's the film of yesterday's game. Here's some things you did really well. Here's some things that we need to improve on.' Then, 'OK, here's the film. Here's some general thoughts on Indianapolis.' Turn that film on. 'Here's some players, some units, some schemes that they're running that are going to be very challenging.' I think it's all about using that film as a teaching tool."

What do you think of the job Quarterbacks Coach Sean Ryan has done with QB Deshaun Watson?

"Does a good job. They meet every day. He does a good job with prepping him with the game plan, whether it's running game, passing game. He does a good job with him."

What's the biggest challenge to avoid being overconfident while on the nine-game winning streak?

"I just think the challenge is, 'Hey, let's watch this tape – the game from yesterday against Cleveland.' Cleveland did a lot of things that we can really learn from. They blitzed us almost every snap on our offense – their defense versus our offense – they blitzed us quite a bit, so they tested all of our protections. Defensively, their offense against our defense, they did some things schematically – Freddie (Kitchens) had some plays that were really good – so, let's learn from those. How are we going to defend those better? How are we going to handle blitzes better on offense? How can we improve on kickoff coverage? The ball was on the ground of couple of times. So, we have ball security. We've got to take care of the football. There are a lot of things. Then, OK, guys understand that, 'Yes, Coach, I got it.' 'OK, here are the things you're doing really well. Look at this effort on this play by Justin Reid, Aaron Colvin and Tyrann Mathieu. Look at this effort. Look at this effort by Deshaun Watson on a short-yardage play where he scrambled up the middle and really got the first down on his own. OK, now let's turn the page. Let's throw on Indianapolis. They had just won five in a row, whatever it was, before yesterday. Jacksonville's a good football team. I don't care what anybody's record is. They have a lot of great players, great coaches. Here's Indianapolis. OK, now, what are we going to do to be ready for them?' It's all about the film."



Are practice reps part of turning the page to the next opponent?

"Then, you go out to practice and you have to practice. We don't have many reps at practice, so we're – however many reps we have during this time of the year – we have reps, but not a ton so they have to really be focused in on great practice reps. You're striving for perfection out on the practice field. You're never going to attain that, but they have to be really locked in on taking the information from the meeting to the walk-through to the practice field."

Is preparation more mental than physical at this point in the season?

"I don't think so. It depends on the week. I think if you're getting ready for a Thursday night game, it's probably a little bit more mental. If you're coming off of a Monday night game like we were last week, maybe it's a little bit more mental, but this week, I think it's back to a normal schedule and we need to have good practices."

Why are players in the building today working?

"I thought it was important, from a recovery standpoint being kind of later in the year, I think our weight staff does a really good job, so I wanted them to get a workout in and I wanted to really get this tape looked at from yesterday. Sometimes when you give them Monday off, you're kind of stuffing a lot of things into Wednesday. I just want to spread it out a little bit. We're not going to be here until Midnight with the players – the coaches will, but not the players – so, we're just asking them to come in for a few hours. I think they'll be OK, and then they'll be off tomorrow and we'll get going on Wednesday."

Is it standard for the coaching staff to be in the building until Midnight?

"No, we're not here until Midnight. I'm kidding, but I think (the players) will be fine."

Do you expect RB D'Onta Foreman to be added to the 53-man roster?

"We're talking about that. I don't know that that decision has been made. In fact, it hasn't, but it's definitely in the conversation."

How do you work to improve ball security with a player like WR DeAndre Carter? Is that something you work on in practice?

"Yeah, the ball's been on the ground. He's got to stop doing that because he has been a good addition to our team. He's given us some good plays in the couple of games that he's been here. He's a strong player, he's a very smart player. I think that all comes from showing it on tape. How are you carrying the ball? The technique of carrying the ball, but then on the practice field we've got to get the guys that are going against him to really try to rip the ball out, really try to test his ball security and try to practice that on the practice field. I think that's a big deal."

Does a game like he had on Sunday fortify your confidence in K Ka'imi Fairbairn?

"We have a ton of trust in Ka'imi Fairbairn. No doubt about it. He's made some big kicks for us. I think he was 5-for-5 yesterday, 2-for-2 on PATs. He did a great job."

Did you tell RB Lamar Miller to lose weight this offseason?

"I would never really get into the details of what I personally talk about with a player. That's a better question for Lamar, but Lamar is a really good pro. He really understands that it's a day-to-day business, a week-to-week and a year-to-year business. He really wanted to come in this year and have a good year for us and that's what he's done. I think we've managed him pretty well and he's done a great job of, in the offseason, training and then having a good training camp. He's always been a consistent performer for us."

How much does QB Deshaun Watson's mobility help open up back-door cuts for RB Lamar Miller?

"We have a lot of plays where – many of those plays obviously – I'm not going to get into the details of the play, but he's the quarterback. So, he may have the ball. I think that's very important."

Is it a blessing in disguise with Colts WR T.Y. Hilton coming to town that you gave up some big plays to Browns WR Antonio Callaway and can make adjustments to prevent big plays from happening this week?

"I don't know. I don't think it's ever a blessing in disguise that T.Y. Hilton's coming to town. T.Y. Hilton's a great football player. We have to do a good job of combining coverage and rush. We've got to do a really good job of continuing to stay on top of routes. We have to really limit – we call those 'X plays' – we have to limit those. Later in the game, based on how we felt the game should be played, we did a better job of staying on top of routes, rallying up and tackling the ball, making them drive the ball and I think we have to be very good at that."

How nice was it to see S Andre Hal record an interception yesterday?

"It was great. Here's a guy that has meant a lot to me, personally. I just speak from a personal standpoint. We drafted him late in my first year here. He was a cornerback and we moved him to safety when he got here, started out on special teams, just a special guy, very hardworking guy, excellent pro. To see him make that play and the week before he made a real big tackle on the kickoff coverage, he's just made some solid plays for us since he's been back."

TEXANS-COLTS MATCHUP INFORMATION

ALL TIME SERIES

REGULAR SEASON									
Overall: 8-25		Home: 5-11		Road: 3-14					
Date	W/L	Score	H/A	Venue	Texans QB	Colts QB			
9/22/02	L	23-3	H	Reliant Stadium	D. Carr	P. Manning			
12/1/02	L	19-3	A	RCA Dome	D. Carr	P. Manning			
10/26/03	L	30-21	A	RCA Dome	D. Carr	P. Manning			
12/28/03	L	20-17	H	Reliant Stadium	D. Carr	P. Manning			
11/14/04	L	49-14	A	RCA Dome	D. Carr	P. Manning			
12/12/04	L	23-14	H	Reliant Stadium	D. Carr	P. Manning			
10/23/05	L	38-20	H	Reliant Stadium	D. Carr	P. Manning			
11/13/05	L	31-17	A	RCA Dome	D. Carr	P. Manning			
9/17/06	L	43-24	A	RCA Dome	D. Carr	P. Manning			
12/24/06	W	27-24	H	Reliant Stadium	D. Carr	P. Manning			
9/23/07	L	30-24	H	Reliant Stadium	M. Schaub	P. Manning			
12/23/07	L	38-15	A	RCA Dome	S. Rosenfels	P. Manning			
10/5/08	L	31-27	H	Reliant Stadium	S. Rosenfels	P. Manning			
11/16/08	L	33-27	A	Lucas Oil Stadium	S. Rosenfels	P. Manning			
11/8/09	L	20-17	A	Lucas Oil Stadium	M. Schaub	P. Manning			
11/29/09	L	35-27	H	Reliant Stadium	M. Schaub	P. Manning			
9/12/10	W	34-24	H	Reliant Stadium	M. Schaub	P. Manning			
11/1/10	L	30-17	A	Lucas Oil Stadium	M. Schaub	P. Manning			
9/11/11	W	34-7	H	Reliant Stadium	M. Schaub	K. Collins			
12/22/11	L	19-16	A	Lucas Oil Stadium	T. Yates	D. Orlovsky			
12/16/12	W	29-17	H	Reliant Stadium	M. Schaub	A. Luck			
12/30/12	L	28-19	A	Lucas Oil Stadium	M. Schaub	A. Luck			
11/13/13	L	27-24	H	Reliant Stadium	C. Keenum	A. Luck			
12/15/13	L	25-3	A	Lucas Oil Stadium	C. Keenum	A. Luck			
10/9/14	L	33-28	H	NRG Stadium	R. Fitzpatrick	A. Luck			
12/14/14	L	17-10	A	Lucas Oil Stadium	T. Savage	A. Luck			
10/8/15	L	27-20	H	NRG Stadium	B. Hoyer	M. Hasselbeck			
12/20/15	W	16-10	A	Lucas Oil Stadium	T. Yates	M. Hasselbeck			
10/16/16	W,OT	26-23	H	NRG Stadium	B. Osweiler	A. Luck			
12/11/16	W	22-17	A	Lucas Oil Stadium	B. Osweiler	A. Luck			
11/5/17	L	20-14	H	NRG Stadium	T. Savage	J. Brissett			
12/31/17	L	22-13	A	Lucas Oil Stadium	T. Yates	J. Brissett			
9/30/18	W,OT	37-34	A	Lucas Oil Stadium	D. Watson	A. Luck			

HOUSTON
TEXANS

2018
9-3

1st, AFC South

COLTS

2018
6-6

2nd, AFC South

SERIES BREAKDOWN

Record vs. Colts	Texans trail, 8-25
Last meeting	Texans 37, Colts 34 (OT) (9/30/18)
Texans largest margin of victory	27 (Texans 34, Colts 7; 9/11/11)
Colts largest margin of victory	35 (Colts 49, Texans 14; 11/14/04)
Current win streak	Texans, 1 (2018-present)
Texans longest win streak	3 (2015-16)
Colts longest win streak	9 (2002-06)
Most points, Texans	37 (Texans 37, Colts 34 (OT); 9/30/18)
Most points, Colts	49 (Colts 49, Texans 14; 11/14/04)
Most points, both teams	71 (Texans 37, Colts 34 (OT); 9/30/18)
Fewest points, Texans	3 (3x – last: Colts 25, Texans 3; 12/15/13)
Fewest points, Colts	7 (Texans 34, Colts 7; 9/11/11)
Fewest points, both teams	22 (Colts 19, Texans 3; 12/1/02)
Most net yards, Texans	483 (Colts 27, Texans 24; 11/3/13)
Most net yards, Colts	515 (Colts 43, Texans 24; 9/17/06)
Most rushing yards, Texans	257 (Texans 34, Colts 24; 9/12/10)
Most rushing yards, Colts	207 (Colts 20; Texans 17; 12/28/03)
Most passing yards, Texans	362 (Colts 27, Texans 20; 10/8/15)
Most passing yards, Colts	437 (Texans 37, Colts 34 (OT); 9/30/18)
Fewest net yards, Texans	139 (Colts 38, Texans 20; 10/23/05)
Fewest net yards, Colts	190 (Texans 16, Colts 10; 12/20/15)
Fewest rushing yards, Texans	40 (Colts 30, Texans 24; 9/23/07)
Fewest rushing yards, Colts	41 (Texans 37, Colts 34 (OT); 9/30/18)
Fewest net passing yards, Texans	6 (Colts 38, Texans 20; 10/23/05)
Fewest net passing yards, Colts	140 (Texans 16, Colts 10; 12/20/15)
Most sacks, Texans	5 (Texans 29, Colts 17; 12/16/12)
Most sacks, Colts	7 (Texans 37, Colts 34 (OT); 9/30/18)
Most interceptions, Texans	2 (4x – last: Colts 22, Texans 17; 12/11/16)
Most interceptions, Colts	3 (2x – last: Colts 38, Texans 15; 12/23/07)
Most turnovers, Texans	4 (Colts 49, Texans 14; 11/14/04)
Most turnovers, Colts	3 (Texans 22, Colts 17; 12/11/16)
Most penalties, Texans	14-114 (2x – last: Colts 25, Texans 3; 12/15/13)
Most penalties, Colts	11-85 (Colts 49, Texans 14; 11/14/04)

2018 INDIVIDUAL COMPARISON

TEXANS

COLTS

PASSING YARDS

Deshaun Watson3,031 Andrew Luck3,360

RUSHING YARDS

Lamar Miller876 Marlon Mack583
Alfred Blue446 Jordan Wilkins318
Deshaun Watson375 Nyheim Hines288

RECEIVING YARDS

DeAndre Hopkins1,115 T.Y. Hilton787
Will Fuller V503 Eric Ebron589
Keke Coutee287 Chester Rogers353

POINTS SCORED

Ka'imi Fairbairn116 Adam Vinatieri83
DeAndre Hopkins48 Eric Ebron72
Three players24 T.Y. Hilton36

INTERCEPTIONS

Justin Reid3 Kenny Moore II2
Johnathan Joseph2 Nine players1
Kareem Jackson2
Tyrann Mathieu2

SACKS

J.J. Watt11.5 Darius Leonard6.0
Jadeveon Clowney7.0 Denico Autry6.0
Whitney Mercilus3.5 Jabaal Sheard5.5

DEFENSIVE TACKLES

Benardrick McKinney84 Darius Leonard122
Tyrann Mathieu72 Anthony Walker85
Zach Cunningham71 Clayton Geathers69

SPECIAL TEAMS TACKLES

Peter Kalambayi7 Matthew Adams7
A.J. Moore7 Najee Goode7
Buddy Howell6 Corey Moore7
Brennan Scarlett6 George Odum7

KICKOFF RETURNS (Avg.)

DeAndre Carter23.7 Zach Pascal19.8

PUNT RETURNS (Avg.)

DeAndre Carter10.6 Chester Rogers11.8

FIELD GOALS

Ka'imi Fairbairn29/34, 85.3% Adam Vinatieri17/21, 81.0%

PUNTING (GROSS/NET Avg.)

Trevor Daniel43.9/39.2 Rigoberto Sanchez45.8/42.8

TEXANS-COLTS MATCHUP INFORMATION

2018 OFFENSIVE STATISTICAL COMPARISON

	HOU	Rnk	IND	Rnk
Yards / Game	374.0	12	377.9	9
Yards / Play	5.72	13	5.65	16
Rushing Yards / Game	140.8	3	106.9	20
Rushing Yards / Play	4.47	14	4.36	16
Passing Yards / Game	233.3	22	271.0	10
Passing Yards / Play	6.89	9	6.40	15
Interception Rate	2.47 %	18	2.43 %	17
Sacks / Pass Attempt	11.23 %	29	2.83 %	1
First Downs / Game	20.4	17t	22.6	8
Punt Return Avg	8.8	11	11.1	8
Kickoff Return Avg	24.1	11	19.1	29
Field Goals Made	85.29 %	16	80.95 %	20
3rd Down Pct	39.49 %	15	48.19 %	2
4th Down Pct	62.50 %	11	42.86 %	27t
Red Zone Pct	48.89 %	25	65.96 %	9
Goal to Go Pct	54.55 %	30	76.19 %	12
Avg Time of Possession	30:25	17	29:00	26
Points/Game	25.2	12	27.1	8

2018 DEFENSIVE STATISTICAL COMPARISON

	HOU	Rnk	IND	Rnk
Yards / Game	341.5	10	347.8	11
Yards / Play	5.36	9	5.52	11
Rushing Yards / Game	91.3	5	104.1	12
Rushing Yards / Play	3.74	4	3.87	7
Passing Yards / Game	250.2	18	243.8	15
Passing Yards / Play	6.37	12	6.76	20
Interception Rate	2.75 %	12	2.73 %	13
Sacks / Pass Attempt	7.78 %	14	7.44 %	18
First Downs / Game	18.5	6	19.8	10t
Punt Return Avg	6.8	6	4.2	3
Kickoff Return Avg	19.4	3	21.5	10
3rd Down Pct	39.05 %	15	42.76 %	27t
4th Down Pct	53.85 %	12t	57.14 %	17
Red Zone Pct	70.97 %	27	50.00 %	5t
Goal to Go Pct	84.62 %	30	81.25 %	25
Points / Game	19.6	3	23.3	15
Point Differential / Game	5.6	8	3.8	11
Yard Differential / Game	32.5	9	30.1	10

TEXANS BIG DAYS AGAINST THE COLTS

QB **DESHAUN WATSON** completed 29-of-42 passes (69%) for 375 yards, two touchdowns, one interception and a 102.8 passer rating at Indianapolis in Week 4 of 2018. Watson also rushed for 41 yards on six carries (6.8 avg.) and one touchdown and became just the third quarterback since the AFL/NFL merger to throw for at least 375 yards and two touchdowns and rush for 40 yards and a touchdown in a single game.

DE/OLB **JADEVEON CLOWNEY** tallied four solo tackles, 2.0 sacks, four quarterback hits, four tackles for loss and recovered a fumble in the end zone for a touchdown at Indianapolis in Week 4. Clowney became the only player to record that stat line since tackles for loss became an official NFL statistic and has now accomplished the feat twice (Week 3 of 2017).

WR **DEANDRE HOPKINS** recorded 10 receptions for 169 yards (16.9 avg.) and one touchdown at Indianapolis in Week 4.

In Week 15 of the 2012 season, DE **J.J. WATT** recorded 10 solo tackles, 3.0 sacks, six tackles for loss, four quarterback hits and one forced fumble in a 29-17 victory over the Colts.

In Week 6 of the 2016 season, RB **LAMAR MILLER** tallied 149 rushing yards on 24 carries (6.2 avg.) and a touchdown, while adding three receptions for 29 yards (9.7 avg.) and one receiving touchdown in a Texans overtime victory over the Colts.

TEXANS CAREER STATS VS. COLTS

PASSING

Player	G	A-C-I	Pct.	Yds	TD	Sk/Lst	Rtg
D. Watson	1	42-29-1	69.0	375	2	7/28	102.8
B. Weeden	3	60-37-0	61.7	412	4	1/10	104.3

RUSHING

Player	G	Att.	Yds	Avg.	Lg	TD
L. Miller	8	107	506	4.7	23	4
A. Blue	9	86	315	3.7	41	1
D. Watson	1	6	41	6.8	18	1

RECEIVING

Player	G	Rec.	Yds	Avg.	Lg	TD
D. Hopkins	10	58	817	14.1	39	2
R. Griffin	9	16	169	10.6	22	0
L. Miller	8	14	120	8.6	19	1
K. Coutee	1	11	109	9.9	19	0
A. Blue	9	6	47	7.8	12	0
J. Akins	1	2	24	12.0	12	0
S. Coates	2	1	12	12.0	12	0

DEFENSE

Player	G	S	A	Tot	Sk	Yds	INT	PD	FF	FR
K. Jackson	16	58	10	68	0.0	0	0	12	0	1
J. Joseph	16	55	6	61	0.0	0	1	7	1	0
J. Watt	11	43	13	56	11.0	68	0	9	3	2
B. McKinney	7	33	18	53	2.0	20	0	1	0	0
W. Mercilus	10	15	11	26	2.0	5	1	1	0	1
J. Clowney	7	17	11	28	4.5	43	0	1	1	1
Z. Cunningham	3	12	11	23	0.0	0	0	2	0	0
A. Colvin	6	14	2	16	1.0	2	0	1	0	0
T. Mathieu	3	14	0	14	0.0	0	1	5	0	0
D. Reader	4	7	4	11	0.0	0	0	0	0	0
C. Watkins	2	3	5	8	0.0	0	0	0	0	0
B. Dunn	4	4	3	7	0.0	0	0	0	0	0
S. Wright	3	5	0	5	0.0	0	0	2	0	0
C. Covington	3	3	1	4	0.0	0	0	0	0	0
A. Blackson	7	1	3	4	0.0	0	0	0	0	0
B. Scarlett	3	4	0	4	0.0	0	0	0	0	0
D. Cole	1	1	2	3	0.0	0	0	0	0	0
J. Heath	4	2	0	2	0.0	0	0	0	0	0
B. Peters	6	1	0	1	0.0	0	0	0	0	0



Texans WR Keke Coutee caught 11 passes for 109 yards (9.9 avg.) in Week 4 at Indianapolis. Coutee recorded the most receptions (11) by a player in their NFL debut since the NFL/AFL merger.

THE HEAD COACHES

TEXANS HEAD COACH BILL O'BRIEN



Bill O'Brien was named the third head coach in Houston Texans franchise history on January 3, 2014. O'Brien, who owns 26 years of collegiate and NFL coaching experience, is just the 14th coach in the NFL since 1978 to begin his head coaching career with three consecutive winning seasons. In 2017, the Texans suffered a slew of injuries that led to an NFL-record 78 different players recording at least one snap on offense, defense, special teams. Still, in week

4, the Texans scored a team record 57 points in a game.

In 2016, Houston also won its first postseason game since 2012. The Texans finished the season with the NFL's top-ranked defense for the first time in franchise history, and won a franchise-best seven home games.

In 2015, Houston became the first NFL team since 1950 to earn a trip to the postseason with four different starting quarterbacks winning at least one regular season game and the Texans defense set the franchise single-season record for sacks.

Under O'Brien in 2014, Houston's seven-win improvement led the NFL and made the Texans the sixth team since 1978 to post a winning season following a season in which it won two or less games.

Prior to Houston, O'Brien was head coach at Penn State from 2012-13, and in the latter year won multiple National Coach of the Year awards.

From 2007-2011, O'Brien helped lead the New England Patriots to a pair of Super Bowl berths.

CAREER RECORD: 41-38

BACKGROUND: O'Brien played linebacker and defensive end at Brown (1990-92) and graduated with a double concentration in political science and organizational behavioral management.

Previously coached collegiately at Brown (1993-94), Georgia Tech (1995-2002), Maryland (2003-04) and Duke (2005-06).

PERSONAL: Born on October 23, 1969 in Dorchester, Mass. He and his wife, Colleen, have two sons: Jack, 16, and Michael, 13.

COACHING TIMELINE

HOUSTON TEXANS

2014-18 Head Coach

PENN STATE UNIVERSITY

2012-13 Head Coach

NEW ENGLAND PATRIOTS

2011 Offensive Coordinator/
Quarterbacks

2009-10 Quarterbacks

2008 Wide Receivers

2007 Offensive Assistant

DUKE UNIVERSITY

2005-06 Offensive Coordinator/
Quarterbacks

UNIVERSITY OF MARYLAND

2003-04 Running Backs

GEORGIA TECH UNIVERSITY

2002 Assistant Head Coach

2001 Offensive Coordinator/
Quarterback

1998-00 Running Backs

1995-97 Graduate Assistant

BROWN UNIVERSITY

1994 Inside Linebackers

1993 Tight Ends

COLTS HEAD COACH FRANK REICH



Frank Reich was named head coach of the Indianapolis Colts on Feb. 11, 2018. He has 26 years of NFL experience as both a player (1985-1998) and coach (2006-2017).

Reich spent the last two seasons as offensive coordinator of the Philadelphia Eagles and was instrumental in the team's Super Bowl LII championship following the 2017 season.

In Philadelphia, he assisted with the development of quarterback Carson Wentz. The Eagles started the 2017 season in dominant fashion. When Wentz was injured in Week 13, backup quarterback Nick Foles guided the Eagles to the team's first-ever Super Bowl championship.

In 2016, Reich helped then rookie Wentz make the transition from FCS-level North Dakota State to the pros. Wentz set a franchise and NFL rookie record for completions (379).

Prior to Philadelphia, Reich served on the coaching staffs of the San Diego Chargers (2013-15), Arizona Cardinals (2012), and Colts (2006-2011).

Reich enjoyed a 14-year playing career with the Buffalo Bills, Carolina Panthers, New York Jets and Detroit Lions after being selected by the Bills in the third round (57th overall) of the 1985 NFL Draft.

Including postseason play, he played in 129 career games (22 starts) and passed for 6,858 yards and 47 touchdowns.

Reich is most notably known for engineering the greatest comeback in NFL history in the 1992 Wild Card Round playoff game against the Houston Oilers. Making his first postseason start in relief of injured quarterback Jim Kelly, Reich led the Bills to a 41-38 overtime victory despite being down by 32 points early in the third quarter. He orchestrated five second half touchdown drives and led a game-winning field goal drive in overtime.

CAREER RECORD: 6-6

BACKGROUND: Was quarterback at Maryland (1981-84), where he backed up Boomer Esiason before becoming a starter his senior year. That season, Reich rallied the Terrapins from a 31-0 deficit to defeat the Miami Hurricanes, 42-40. At the time, Maryland's victory over Miami marked the greatest comeback win in college football history and is now only second to Michigan State's 2006 35-point comeback over Northwestern.

PERSONAL: A native of Freeport, N.Y., Reich was born on Dec. 4, 1961. He and his wife, Linda, have three children.

COACHING TIMELINE

INDIANAPOLIS COLTS

2018 Head Coach

PHILADELPHIA EAGLES

2016-17 Offensive Coordinator

SAN DIEGO CHARGERS

2014-15 Offensive Coordinator

2013 Quarterbacks Coach

ARIZONA CARDINALS

2012 Wide Receivers Coach

INDIANAPOLIS COLTS

2011 Wide Receivers Coach

2009-10 Quarterbacks Coach

2008 Offensive Assistant

2006-07 Coaching Intern

HEAD COACH COMPARISON

BILL O'BRIEN	FRANK REICH
40-36	Reg. Season Record 6-6
1-2	Playoff Record 0-0
5	Years as NFL head coach 1
5	Years as team's head coach 1
1-0	Career Head-to-Head (Reg. Season) 0-1
4-5	Career vs. Team (Reg. Season) 0-1

THE LAST TIME THEY MET



37

2018 WEEK 4

Houston Texans 37, Indianapolis Colts 34

57,716 Lucas Oil Stadium Indianapolis, Ind. Sep 30, 2018



34

Houston Texans 14 7 7 3 6 — 37
Indianapolis Colts 7 3 7 14 3 — 34

Scoring Drives

TEAM	QTR	TIME	SCORING PLAY	HOU	IND
Colts	1	11:17	Z. Pascal: 4-yard pass from A. Luck (A. Vinatieri kick) (7-75, 3:43)	0	7
Colts	1	05:19	J. Clowney: 0-yard run (K. Fairbairn kick) (2--2, 0:16)	7	7
Texans	1	01:45	W. Fuller V: 3-yard pass from D. Watson (K. Fairbairn kick) (5-52, 1:27)	14	7
Texans	2	01:08	D. Hopkins: 5-yard pass from D. Watson (K. Fairbairn kick) (2-8, 0:39)	21	7
Colts	2	00:02	A. Vinatieri: 42-yard FG (6-46, 1:06)	21	10
Texans	3	06:39	D. Watson: 5-yard run (K. Fairbairn kick) (15-79, 8:21)	28	10
Colts	3	05:14	N. Hines: 14-yard pass from A. Luck (A. Vinatieri kick) (5-75, 1:25)	28	17
Colts	4	07:41	E. Ebron: 5-yard pass from A. Luck (pass failed) (13-73, 6:22)	28	23
Texans	4	02:58	K. Fairbairn: 40-yard FG (10-54, 4:43)	31	23
Colts	4	00:45	N. Hines: 9-yard pass from A. Luck (A. Luck pass) (9-85, 2:13)	31	31
Colts	5	06:00	A. Vinatieri: 44-yard FG (13-50, 4:00)	31	34
Texans	5	01:50	K. Fairbairn: 29-yard FG (12-59, 4:10)	34	34
Texans	5	00:00	K. Fairbairn: 37-yard FG (3-24, 0:24)	37	34

Houston Texans

PASSING	ATT	CP	YDS	SK/YD	TD	LG	INT	QBR
Deshaun Watson	42	29	375	7/28	2	30	1	102.8
TOTAL	42	29	375	7/28	2	30	1	102.8

RUSHING	ATT	YDS	AVG	LG	TD
Lamar Miller	14	49	3.5	15	0
Deshaun Watson	6	41	6.8	18	1
Alfred Blue	13	31	2.4	10	0
Keke Coutee	2	-2	-1.0	3	0
TOTAL	35	119	3.4	18	1

RECEIVING	NO	YDS	AVG	LG	TD
Keke Coutee	11	109	9.9	19	0
DeAndre Hopkins	10	169	16.9	30	1
Will Fuller V	4	49	12.3	22	1
Jordan Akins	2	24	12.0	14	0
Ryan Griffin	1	12	12.0	12	0
Sammie Coates Jr.	1	12	12.0	12	0
TOTAL	29	375	12.9	30	2

TOP DEFENSE	TOT	SOLO	AST	SCK	YDS	INT
Johnathan Joseph	8	7	1	0.0	0.0	0
Tyrann Mathieu	7	7	0	0.0	0.0	0
Zach Cunningham	7	6	1	0.0	0.0	0
TOTAL	22	20	2	0.0	0.0	0

FIELD GOALS	FGA/FGM	PERCENT
Ka'imi Fairbairn	4-3	75.0
TOTAL	4-3	75.0

Indianapolis Colts

PASSING	ATT	CP	YDS	SK/YD	TD	LG	INT	QBR
Andrew Luck	62	40	464	4/27	4	42	0	108.5
TOTAL	62	40	464	4/27	4	42	0	108.5

RUSHING	ATT	YDS	AVG	LG	TD
Jordan Wilkins	8	16	2.0	7	0
Andrew Luck	3	11	3.7	7	0
Nyheim Hines	4	10	2.5	7	0
Jeremy McNichols	2	4	2.0	7	0
TOTAL	17	41	2.4	7	0

RECEIVING	NO	YDS	AVG	LG	TD
Nyheim Hines	9	63	7.0	14t	2
Chester Rogers	8	85	10.6	22	0
Zach Pascal	6	56	9.3	18	1
Eric Ebron	5	40	8.0	12	1
Ryan Grant	5	64	12.8	23	0
T.Y. Hilton	4	115	28.8	42	0
Marcus Johnson	2	24	12.0	16	0
Mo Alie-Cox	1	17	17.0	17	0
TOTAL	40	464	11.6	42	4

TOP DEFENSE	TOT	SOLO	AST	SCK	YDS	INT
Darius Leonard	13	8	5	1.0	5.0	0
Anthony Walker	10	9	1	1.0	6.0	0
Denico Autry	9	7	2	2.0	5.0	0
TOTAL	32	24	8	4.0	16.0	0

FIELD GOALS	FGA/FGM	PERCENT
Adam Vinatieri	2-2	100.0
TOTAL	2-2	100.0

Team Statistics

	Texans	Colts
First Downs	30	28
Total Net Yards	466	478
Rushes/Net Yards	35/119	17/41
Net Passing	347	437
Pass Attempts/Completions	42/29	62/40
Had Intercepted	1	0
Sacked/Yards Lost	7/28	4/27
Punts/Average	5/41.4	5/44.0
Penalties/Yards	10/54	10/85
Fumbles/Lost	0/0	3/2
Possession Time	40:04	29:56

TEAM NOTES

THE TEXANS...

- Recorded more than 420 yards of offense for the third game in a row (Weeks 2-4). This marks the first time in franchise history the Texans have had three straight games of at least 420 yards of offense
- Gained 466 total net yards (119 rushing and 347 passing) on 84 offensive plays (5.5 avg.)
- Recorded 30 total first downs (six rushing, 23 passing, one by penalty), which is the most total first downs gained in a game since Week 4 of the 2017 season vs. Tennessee (33)
- Converted 8-of-16 on third down attempts (50%), which marks the most third down conversions in a game since Week 13 of the 2017 season at Tennessee (eight)
- Marked their second game where two receivers have each compiled more than 100 receiving yards in the same game (WR **DeAndre Hopkins** and WR **Keke Coutee**). This is the first time since 2011 the Texans have had multiple games where two receivers compile more than 100 yards in the same game
- Scored a defensive touchdown on DE/OLB **Jadeveon Clowney's** fumble recovery in the endzone in the first quarter. It marked the first defensive touchdown for Houston since Week 6 of the 2017 season vs. Cleveland (CB **Johnathan Joseph**, 82 yard interception returned for a touchdown)
- Earned their fourth win in the last six matchups with the Colts and first since Week 14 of the 2016 season
- Improved their record to 1-1 against the AFC South this season
- Improved their record against the Colts to 4-5 overall under Head Coach **Bill O'Brien** and 3-2 on the road
- Improved their record against the AFC South to 16-10 overall under Head Coach **Bill O'Brien** and 8-6 on the road
- Improved their regular season record to 32-36 overall under Head Coach **Bill O'Brien** and 12-23 on the road
- Improved their all-time record against the Colts to 8-25 overall and 3-14 on the road
- Earned their 114th victory as a franchise (regular season & postseason combined) and 111th regular season victory
- Improved their record against the AFC South to 42-56 all-time and 17-33 on the road
- Improved their all-time record on the road to 45-86 in the regular season

SCORING PLAYS

- 1st Quarter – DE/OLB **Jadeveon Clowney** recovered a fumble by Colts C **Ryan Kelly** in the endzone to tie the game at 7-7 after K **Ka'imi Fairbairn** made the extra point attempt
- 1st Quarter – WR **Will Fuller V** caught a three-yard touchdown pass from QB **Deshaun Watson** to cap off a five-play, 52-yard drive (1:27). K **Ka'imi Fairbairn** made the extra point attempt to give Houston a 14-7
- 2nd Quarter – WR **DeAndre Hopkins** caught a five-yard touchdown pass from QB **Deshaun Watson** to finish off a two-play, eight-yard drive (0:39) after DE **J.J. Watt** sacked and forced a fumble on Colts QB **Andrew Luck** which was recovered by OLB **Duke Ejirofor**. K **Ka'imi Fairbairn** made the extra point attempt to increase Houston's lead to 21-7
- 3rd Quarter – QB **Deshaun Watson** scored on a five-yard run to complete a 15-play, 79-yard scoring drive (8:21) to extend Houston's lead to 28-10 after K **Ka'imi Fairbairn** made the extra point attempt
- 4th Quarter – K **Ka'imi Fairbairn** connected on a 40-yard field goal attempt following a 10-play, 54 yard drive (4:43) to increase the

Texans' lead to 31-23

- Overtime – K **Ka'imi Fairbairn** hit a 29-yard field goal attempt to finish off a 12-play, 59-yard drive (4:10) to tie the game at 34-34
- Overtime – K **Ka'imi Fairbairn** made a game-winning 37-yard field goal to cap off a three-play, 24-yard drive (0:24) and win the game 37-34

MISCELLANEOUS NOTES

- The following six Texans were captains for the game: WR **DeAndre Hopkins**, CB **Johnathan Joseph**, S **Tyrann Mathieu**, ILB **Brian Peters**, QB **Deshaun Watson** and DE **J.J. Watt**
- The following seven Texans players were inactive for the game: DE **Christian Covington**, OLB **Daeshon Hall**, T **Roderick Johnson**, T **David Sharpe**, WR **Vyncint Smith**, DE **Carlos Watkins** and CB **Kayvon Webster**
- The following Texans player made his NFL debut: WR **Keke Coutee**
- The following Texans player was active but did not play in the game: QB **Brandon Weeden**
- Houston won the toss and elected to defer. Indianapolis received the first half kickoff

INDIVIDUAL PLAYER NOTES

DE/OLB JADEVEON CLOWNEY

- Recorded four total tackles (four solo), 2.0 sacks, four quarterback hits, four tackle for loss and one fumble recovery
- Became the first player in franchise history to record multiple career games with at least 1.0 sack and a fumble recovery returned for a touchdown (Week 3 of 2017 at New England)
- Became the only player to record at least 1.0 sack, two tackles for loss, one fumble recovery and one touchdown in a single game in the NFL this season
- Recovered a fumble by Colts C **Ryan Kelly** in the endzone for his second career touchdown to tie the game at 7-7 in the first quarter. Clowney's first career touchdown was a 22-yard fumble recovery in Week 3 of the 2017 season at New England
- Tallied his first two sacks of the season and now has 22.0 in his career (2014-18)
- Recorded his first game with multiple tackles for loss since Week 14 of the 2017 season vs. San Francisco. Clowney now has 14 career games with multiple tackles for loss, six career games with three-or-more tackles for loss and three games with four-or-more tackles for loss
- Registered his fourth career game with multiple sacks and first since Week 11 of the 2017 season vs. Arizona
- Notched his fifth tackle for loss of the season, 53rd of his career and passed **Whitney Mercilus** (50) for the second-most career tackles for loss in franchise history. Clowney has 42 tackles for loss since 2016 (33 games), which is the second-most in the NFL over that span (Cardinals OLB **Chandler Jones**)
- Registered his first four quarterback hits of the season and now has 50 in his NFL career
- Recovered his first fumble of the season and the third of his career (two in 2017)
- Sacked Colts QB **Andrew Luck** for a loss of nine yards in the second quarter on 3rd-and-15
- Sacked Colts QB **Andrew Luck** for a loss of 10 yards in overtime

WR KEKE COUTEE

- Finished second on the team with 109 receiving yards on 11 receptions (9.9 avg.) in his NFL debut after missing Weeks 1-3 with an injury
- Recorded the most receptions (11) by a player in their NFL debut

since the NFL/AFL merger. Coutee passed **Anquan Boldin** (10) in 2003 and **Earl Cooper** (10) in 1980. **Sid Banks** is the only other player to record more when he had 13 receptions in his first game in 1964

- ✔ Set a franchise record for the most receiving yards (109) by a player in his NFL debut in Texans history, passing **Will Fuller's** 107 receiving yards in Week 1 of the 2016 season

ILB ZACH CUNNINGHAM

- ✔ Finished tied for second on the team with seven total tackles (six solo), two passes defended and one tackle for loss
- ✔ Talled his second tackle for loss of the season and the seventh of his NFL career
- ✔ Registered his third pass defended of the season and the ninth of his career
- ✔ Passed **Dunta Robinson** (105) for the fourth-most total tackles through a player's first 20 games in franchise history

P TREVOR DANIEL

- ✔ Punted five times for 207 yards (41.4 avg.), including a long of 51, and pinned four punts inside the 20-yard line
- ✔ Dropped a 47-yard punt on the Colts' two-yard line that was downed by CB **Johnson Bademosi** in the first quarter. Houston scored a touchdown two plays later when DE/OLB **Jadeveon Clowney** recovered a fumble in the endzone

OLB DUKE EJIOFOR

- ✔ Finished with two total tackles (two solo), one quarterback hits and a fumble recovery
- ✔ Recorded his first fumble recovery of his NFL career at the Indianapolis eight-yard line after DE **J.J. Watt** sacked and forced a fumble on Colts QB **Andrew Luck**
- ✔ Talled his second quarterback hit of the season

K KA'IMI FAIRBAIRN

- ✔ Scored 13 total points on three made field goals and four made extra point attempts
- ✔ Connected on a 40-yard field goal attempt in the fourth quarter following a 10-play, 54 yard drive (4:43) to increase the Texans' lead to 31-23
- ✔ Hit a 29-yard field goal attempt in overtime to finish off a 12-play, 59-yard drive (4:10) to tie the game at 34-34
- ✔ Made a game-winning 37-yard field goal in overtime to cap off a three-play, 24-yard drive (0:24)

WR WILL FULLER V

- ✔ Recorded 49 receiving yards on four receptions (12.3 avg.) and one touchdown
- ✔ Caught a three-yard touchdown pass from QB **Deshaun Watson** in the first quarter for his third receiving touchdown of the season and the 12th of his NFL career to give Houston a 14-7 lead in the first quarter
- ✔ Has now recorded a touchdown reception in all seven games he has played in with QB **Deshaun Watson**. Fuller has caught 10 touchdowns from Watson in those seven games
- ✔ Extended his streak to 27 consecutive games with a reception to start his career, which is the third-longest streak in franchise history to start a career

WR DEANDRE HOPKINS

- ✔ Finished with a game-high 169 receiving yards on 10 receptions (16.9 avg.) and one touchdown
- ✔ Tied for the third-most receiving yards (169) in a game in his NFL career (2013-18) and the most since Week 8 of the 2017 season at Seattle (224)
- ✔ Has now caught nine touchdown passes from QB **Deshaun**

Watson in 11 games played together

- ✔ Recorded his second touchdown reception of the season and the 38th of his NFL career (2013-18)
- ✔ Caught a five-yard touchdown pass from QB **Deshaun Watson** in the second quarter to increase Houston's lead to 21-17
- ✔ Extended his streak to 13 consecutive games with 60-or-more scrimmage yards, dating back to Week 8 of 2017. Hopkins' streak of consecutive games with 60-or-more scrimmage yards is the longest active streak in the NFL
- ✔ Extended his streak to 83 consecutive games with a reception to start his career, which is the longest streak in franchise history to start a career, the longest active streak in the NFL to start a career and the 10th-longest streak of games with a reception to start a career in the Super Bowl era
- ✔ Extended the third-longest streak in team history with at least one reception to 83 games, trailing **Andre Johnson** (133 games from 2005-14) and **Owen Daniels** (88 straight games from 2006-13)

CB JOHNATHAN JOSEPH

- ✔ Finished with a team-high eight total tackles (seven solo) and recorded one pass defended
- ✔ Passed **Morlon Greenwood** (385) for the seventh-most career total tackles in franchise history
- ✔ Tied **Walt Harris** (170) and **Terrell Buckley** (170) for the 11th-most career passes defended in NFL history

S TYRANN MATHIEU

- ✔ Finished tied for second on the team with seven total tackles (seven solo) and recorded one pass defended
- ✔ Recorded his third pass defended of the season and has compiled 44 since he entered the league in 2013

OLB WHITNEY MERCILUS

- ✔ Recorded his first three quarterback hits of the season and now has 78 in his NFL career (2012-18)
- ✔ Registered his first tackle for loss of the season and now has 50 in his NFL career (2012-18)

QB DESHAUN WATSON

- ✔ Completed 29-of-42 passes (69%) for 375 yards, two touchdowns, one interception and a 102.8 passer rating
- ✔ Ran for 41 yards on six carries (6.8 avg.) and one touchdown
- ✔ Became the third quarterback since the NFL/AFL merger to throw for 375-or-more yards and two touchdowns and rush for 40 yards and a rushing touchdown and the first since **Chad Henne** in Week 1 of the 2011 season
- ✔ Now has 26 career touchdown passes in 11 games (10 starts), which is the second-most in NFL history through a player's first 11 career games (**Kurt Warner** – 27)
- ✔ Recorded his first rushing touchdown of the season and the third rushing touchdown of his career
- ✔ Tied **Marc Bulger** (eight) and **Kurt Warner** (eight) for the most games with multiple touchdown passes through a player's first 11 career games in NFL history
- ✔ Recorded his seventh touchdown pass of the season
- ✔ Has thrown 10 touchdown passes to WR **Will Fuller V** in seven games played together including at least one in every game
- ✔ Has thrown nine touchdown passes to WR **DeAndre Hopkins** in 11 games played together
- ✔ Became the first Texans quarterback to throw for 300-or-more yards in three consecutive games since **Matt Schaub** in Weeks 13-15 of the 2010 season
- ✔ Threw for more than 300-yards for the fifth time in his NFL career and the third week in a row
- ✔ Recorded multiple touchdown passes in a game for the ninth time in

his NFL career

- ✦ Threw a three-yard touchdown pass to WR **Will Fuller V** to cap off a five-play, 52-yard scoring drive (1:27) in the first quarter and give the Texans a 14-7 lead
- ✦ Completed a five-yard touchdown pass to WR **DeAndre Hopkins** to finish off a two-play, eight-yard scoring drive (0:39) in the second quarter to increase Houston's lead to 21-7
- ✦ Scored a rushing touchdown on a five-yard run in the third quarter to complete a 15-play, 79-yard scoring drive (8:21) to extend Houston's lead to 28-10. Watson was 6-for-6 passing for 62 yards on the drive
- ✦ Led Houston on a 10-play, 54 yard drive (4:43) that resulted in a 40-yard field goal by K **Ka'imi Fairbairn** to increase the Texans' lead to 31-23 in the fourth quarter
- ✦ Led the Texans on a 12-play, 59-yard drive (4:10) that resulted in a 29-yard field goal by K **Ka'imi Fairbairn** in overtime to tie the game at 34-34
- ✦ Led Houston on a game-winning three-play, 24-yard drive (0:24) that resulted in a 37-yard field goal by K **Ka'imi Fairbairn** to win the game 37-34 in overtime
- ✦ Passed **Sage Rosenfels** (24) for the third-most career passing touchdowns in franchise history

DE J.J. WATT

- ✦ Finished with four tackles (four solo), 2.0 sacks, one tackle for loss, one quarterback hits and two forced fumbles
- ✦ Became the second-fastest NFL player to reach 80.0 career sacks, doing so in his 92nd career game. Hall of Fame DE **Reggie White** accomplished the feat in 70 career games
- ✦ Recorded multiple sacks in back-to-back games for the seventh time in his NFL career, which is the most in NFL history. **Clay Matthews**, **Demarcus Ware**, **Jared Allen** with **Jason Pierre-Paul**

are all tied for second with three each

- ✦ Tied Pro Football Hall of Famer **Richard Dent** (23 games) for the second-most games of multiple sacks by a player in his first 100 career games. Only Pro Football Hall of Famer Reggie White (29) had more
- ✦ Now has 5.0 sacks this season and 81.0 since entering the league in 2011 (92 games), which is the second-most in the NFL during that span
- ✦ Registered his second multi-sack game of the season (Week 3 vs. N.Y. Giants) and leads the NFL with 23 multi-sack games since entering the league in 2011
- ✦ Tallied his seventh quarterback hit of the season and leads the NFL in quarterback hits with 226 since he entered the league in 2011 (92 games)
- ✦ Notched his sixth tackle for loss of the season and leads the NFL in tackles for loss with 142 since he entered the league in 2011 (92 games)
- ✦ Registered his fourth forced fumble of the season and now has 19 since entering the NFL in 2011 (92 games)
- ✦ Sacked and forced a fumble on Colts QB **Andrew Luck** for a loss of four yards in the second quarter
- ✦ Sacked and forced a fumble on Colts QB **Andrew Luck** for a loss of four yards in the second quarter. OLB **Duke Ejiofor** recovered the fumble at the Colts' eight-yard line. Houston scored a touchdown two plays later

CB SHAREECE WRIGHT

- ✦ Finished with four solo tackles and two passes defended
- ✦ Recorded his first two pass defended of the season and the 38th of his NFL career (2011-18)

TEXANS-COLTS CONNECTIONS

FORMER COLTS ON THE TEXANS

- Special Teams Coordinator **Brad Seely** began his NFL coaching career as the Special Teams/Tight Ends Coach for the Colts from 1989-93
- Senior Defensive Assistant/Outside Linebackers Coach **John Pagano** was a defensive assistant for the Colts from 1998-2001

FORMER TEXANS ON THE COLTS

- S **Corey Moore** was signed by the Texans as a college free agent following the 2015 NFL Draft. **Moore** recorded 44 total tackles (33 solo), four passes defended and one tackle for loss in 31 games for the Texans from 2015-17



After originally signing with the Texans following a rookie minicamp tryout in 2015, Colts S Corey Moore appeared in 31 games with 11 starts over three seasons in Houston and recorded 44 total tackles (33 solo), four passes defended and one tackle for loss.

TEXANS WITH INDIANA CONNECTIONS

- **Born in Indiana:** C Nick Martin (Indianapolis)
- **Attended college in Indiana:** C Nick Martin (Notre Dame), Defensive Line Coach **Anthony Weaver** (Notre Dame)
- **Coached College in Indiana:** Tight Ends Coach **Tim Kelly** (Ball State)

COLTS WITH TEXAS CONNECTIONS

- **Born in Texas:** QB **Andrew Luck** (Houston), LB **Matthew Adams** (Missouri City), G/T **Le'Raven Clark** (Rockdale), WR **Ryan Grant** (Beaumont), DT **Hassan Ridgeway** (Mansfield)
- **Played College in Texas:** LB **Matthew Adams** (Houston), G/T **Le'Raven Clark** (Texas Tech), DT **Margus Hunt** (SMU), WR **Marcus Johnson** (Texas), RB **Christine Michael** (Texas A&M), DT **Hassan Ridgeway** (Texas)
- **Coached College in Texas:** Wide Receivers Coach **Kevin Patullo** (Texas A&M)

HOMETOWN

- Texans NT **D.J. Reader** and Colts TE **Eric Ebron** attended rival high schools in Greensboro, N.C. and played against each other multiple times throughout their high school careers

COLLEGE

- Texans ILB **Benardrick McKinney** and Colts DT **Denico Autry** were members of the same defense at Mississippi State from 2012-13



Texans ILB Benardrick McKinney (left) and Colts DT Denico Autry (right) were members of the same defense at Mississippi State in 2013, when the Bulldogs surrendered the fewest passing yards per game in the SEC (148.3) and ranked seventh nationally.

- Texans CB **Johnson Bademosi** and Colts QB **Andrew Luck** were teammates at Stanford from 2009-11. **Bademosi** and **Luck** also played with Colts TE **Ryan Hewitt** from 2010-11
- Texans TE **Jordan Akins** and Colts S **Clayton Gathers** were teammates at Central Florida in 2014
- Texans C **Nick Martin** started along the same offensive line with Colts G **Quenton Nelson** at Notre Dame in 2015



Texans C Nick Martin (left) and Colts G Quenton Nelson (right) started together on the offensive line for Notre Dame in 2015 when Martin was a senior and Nelson was a sophomore.

TEXANS-COLTS CONNECTIONS

COLLEGE (CONT.)

- Texans rookie S **A.J. Moore** and Colts rookie RB **Jordan Wilkins** played together at Mississippi from 2014-17
- Colts Tight Ends Coach **Tom Manning** was Texans C/G **Greg Mancz's** offensive line coach at Toledo from 2012-14. Under **Manning**, **Mancz** earned the Vern Smith Leadership Award, given annually to the best player in the Mid-American Conference

PROFESSIONAL

- Texans Offensive Line Coach **Mike Devlin** and Colts Head Coach **Frank Reich** were teammates on the 1993 AFC Champion Buffalo Bills. **Devlin** and **Reich** played together in Buffalo from 1993-94



Texans Offensive Line Coach Mike Devlin (left) and Colts Head Coach Frank Reich (right) were teammates in Buffalo from 1993-94.

- Texans Special Teams Coordinator **Brad Seely** coached Colts K **Adam Vinatieri** in New England from 1999-2005 when Seely was the Patriots Special Teams Coordinator
- Texans S **Tyrann Mathieu** and Colts C/G **Evan Boehm** were teammates in Arizona from 2016-17
- Texans CB **Johnson Bademosi** and Colts DE **Jabaal Sheard** were teammates in Cleveland from 2012-14
- Texans CB **Johnson Bademosi** and Colts TE **Eric Ebron** played together in Detroit in 2016
- Texans WR **Sammie Coates Jr.** and Colts S **Mike Mitchell** were teammates in Pittsburgh from 2015-16
- Texans DE **Angelo Blackson** played with Colts DT **Al Woods** in Tennessee from 2015-16
- Texans G **Senio Kelemete** and Colts DE **Al-Quadin Muhammad** were teammates in New Orleans in 2017

PROFESSIONAL (CONT.)

- Texans Special Teams Coordinator **Brad Seely** and Assistant Special Teams Coach **Tracy Smith** coached Colts Special Teams Coordinator **Bubba Ventrone** when **Ventrone** played linebacker for the Browns from 2009-10
- Texans Special Teams Coordinator **Brad Seely** and Assistant Special Teams Coach **Tracy Smith** coached with Colts Defensive Coordinator **Matt Eberflus** in Cleveland from 2009-10
- Texans Quarterbacks Coach **Sean Ryan** and Colts Offensive Line Coach **Dave DeGuglielmo** coached together in New York from 2007-08 and helped the Giants win Super Bowl XLII
- Colts Defensive Backs/Safeties Coach **Alan Williams** coached Texans CB **Johnson Bademosi** in Detroit in 2016
- Texans Senior Defensive Assistant/Outside Linebackers Coach **John Pagano** was the Chargers defensive coordinator, while Colts Head Coach **Frank Reich** was the offensive coordinator in San Diego from 2014-15. Texans Inside Linebackers Coach **Bobby King** and Colts Offensive Coordinator **Nick Sirianni** were both on the Chargers coaching staff from 2014-15 as well



Texans Senior Defensive Assistant/Outside Linebackers Coach John Pagano (right) was the Defensive Coordinator for the San Diego Chargers, while Colts Head Coach Frank Reich (left) served as Offensive Coordinator on the same staff from 2014-15.

PLAYER QUICK NOTES



Texans QB Deshaun Watson joined Kurt Warner as the only QBs to record at least 4,700 passing yards and 40 passing touchdowns in the first 19 games of a player's career in NFL history when he completed 22-of-31 passes for 224 yards and one touchdown vs. Cleveland, in Week 13.

QUARTERBACKS (3)

3 BRANDON WEEDEN 6-3 227 7th season Oklahoma State

Seventh-year pro is in his third season with the Texans...Signed by the Texans as an unrestricted free agent on March 29, 2018...As a rookie with the Browns, started 15 games and most passing touchdowns (18) in Weeks 3-8 by a rookie over any five-game span in NFL history...Recorded three games with four-or-more passing touchdowns, joining Fran Tarkenton as the only rookies in NFL history to do so...Selected with the 12th overall pick of the 2017 NFL Draft...Led Clemson to back-to-back national championship appearances, lifting the Tigers to their second-ever title following the 2016 season.

4 DESHAUN WATSON 6-2 215 2nd season Clemson

Joined Kurt Warner as the only quarterbacks to record at least 4,700 passing yards and 40 passing touchdowns in the first 19 games of a player's career in NFL history...Set NFL records for most passing touchdowns (19) through a player's first seven career games and most passing touchdowns (18) in Weeks 3-8 by a rookie over any five-game span in NFL history...Recorded three games with four-or-more passing touchdowns, joining Fran Tarkenton as the only rookies in NFL history to do so...Selected with the 12th overall pick of the 2017 NFL Draft...Led Clemson to back-to-back national championship appearances, lifting the Tigers to their second-ever title following the 2016 season.

5 JOE WEBB III 6-4 231 9th season Alabama-Birmingham

Ninth-year pro is in the midst of his first season with the Texans after signing as an unrestricted free agent on April 5, 2018...Only player in NFL history to attempt 150-or-more passes, record 50-or-more rushes, catch five-or-more passes, produce 10-or-more special teams tackles and return 10-or-more kickoffs...Has the most kick return yards (401) by a quarterback with more than 10 career pass attempts in NFL history...Contributed on special teams in all 16 games for Buffalo in 2017 and led the Bills to victory in overtime vs. Indianapolis in Week 14...Originally selected by the Minnesota Vikings in the sixth round (199th overall) of the 2010 NFL Draft.

RUNNING BACKS (3)

26 LAMAR MILLER 5-10 221 7th season Miami (Fla.)

Ranks second in the NFL in rushing yards since 2014 with 4,08...Joined Chris Johnson, Ahman Green and Bo Jackson as the only running back to record multiple touchdown runs of at least 90 yards and became the first player in NFL history to record multiple touchdown runs of at least 95 yards when he broke a 97-yard touchdown run vs. Tennessee in Week 12...Joined WR Antonio Brown, WR Julio Jones and RB Frank Gore as the only players to gain 1,200-or-more yards from scrimmage in each of the last four seasons...Signed by the Texans on March 10, 2016 after playing four previous seasons with the Dolphins.

28 ALFRED BLUE 6-2 229 5th season LSU

Ranks fourth in Texans history with 2,34 career rushing yards...Passed RB Ben Tate (1,992) for the fourth-most career rushing yards in franchise history...Set single-season career highs in rushing yards (698), carries (183) and 100-yard rushing games (three), while tying his personal-best in rushing touchdowns (two) in 2015...As a rookie in 2014, became the first player in franchise history with a rushing, receiving and return touchdown in the same season...Set the franchise record for carries in a game (36) on Nov. 16, 2014...Drafted by the Texans in the sixth round of the 2014 NFL Draft.

38 BUDDY HOWELL 6-1 218 Rookie Florida Atlantic

Originally signed with the Miami Dolphins as a college free agent following the 2018 NFL Draft...Claimed off waivers by the Texans on Sept. 2, 2018...Recorded 2,424 yards rushing on 463 carries (5.2 avg.) and 22 touchdowns during a four-year career at Florida Atlantic...Caught 10 passes for 96 yards in his collegiate career.

WIDE RECEIVERS (5)

10 DEANDRE HOPKINS 6-1 212 6th season Clemson

Ranks second in franchise history with 6,980 yards receiving, 44 receiving touchdowns and 493 career receptions...Became the third-youngest wide receiver in NFL history to reach 6,000 career receiving yards at 26 years, three months and 10 days old (behind only Randy Moss and Larry Fitzgerald) and the second-youngest wide receiver in NFL history to 350 receptions at 25 years, four months and three days old (behind only Fitzgerald)...Set single-season franchise records for touchdown receptions (13) and games with at least one touchdown reception (10) in 2017...Currently the Texans all-time leader in yards per reception at 14.2...Earned AP NFL All-Pro First Team honors and started the 2017 Pro Bowl after leading the NFL in touchdown receptions...Drafted in 2013 with the 27th overall pick.

14 DEANDRE CARTER 5-8 190 1st season Sacramento State

First-year wide receiver was claimed off waivers by the Texans prior to Week 10...Returned 10 kickoffs for 204 yards (20.4 avg.) and 10 punts for 103 yards (10.3 avg.) for the Philadelphia Eagles in 2018...Also spent time with Baltimore, Oakland, New England and San Francisco...Originally signed by the Ravens as a college free agent in 2015...Caught 207 passes for 2,760 yards (23.7 avg.) and 35 touchdowns in 41 collegiate games...Earned All-America honors from the Associated Press and the FCS Athletic Directors Association as a senior in 2014...Named the only unanimous first-team all-Big Sky selection in 2014.

16 KEKE COUTEE 5-11 187 Rookie Texas Tech

Recorded the most receptions in a player's NFL debut (11) since the NFL/AFL merger in Week 4 at Indianapolis...Set franchise records for receptions (11) and receiving yards (109) in a player's NFL debut...Selected with the third pick in the fourth round (103rd overall) of the 2018 NFL Draft...Caught 159 passes for 2,424 yards and 17 touchdowns in 38 career games at Texas Tech...Led the Big 12 in all-purpose yards per game (135.3) and ranked second for receiving yards, receiving yards per game and receptions per game in 2017...Attended the same high school as NFL WR Dez Bryant in Lufkin, Texas.

17 VYNCINT SMITH 6-3 202 Rookie Limestone

Joined the Texans as a college free agent following the 2018 NFL Draft...Became the first rookie college free agent to start for the Texans in Week 1 in franchise history...Totaled 153 receptions for 2,371 yards and 11 touchdowns in 30 career games at Limestone College in Gaffney, S.C...Earned second-team All-South Atlantic Conference in 2017.

18 SAMMIE COATES JR. 6-1 213 4th season Auburn

Appeared in 12 games for the Cleveland Browns in 2017, recording six catches for 70 yards...Set career highs in receptions (21), receiving yards (435) and touchdowns (two) in 14 games played for the Pittsburgh Steelers in 2016...Originally selected in the third round of the 2015 NFL Draft by the Steelers...Posted an Auburn Iron Bowl-record 206 yards receiving at Alabama on five receptions in 2014.



Texans RB Lamar Miller scampered for a 97-yard touchdown run vs. Tennessee in Week 12, which marked the longest touchdown run in franchise history and the longest run in the NFL since Miller recorded a 97-yard touchdown in Week 17 of the 2014 season.

PLAYER QUICK NOTES

87 DEMARIUS THOMAS 6-3 229 9th season Georgia Tech

Acquired by the Texans via trade prior to Week 9...Two-time AP NFL All-Pro selection...Five-time Pro Bowler (2012-16)...Super Bowl 50 Champion...Only one of six active NFL players to record more than 9,000 career receiving yards, joining Larry Fitzgerald, Antonio Gates, Antonio Brown, DeSean Jackson and Julio Jones...Ranks third in the NFL with 36 games of 100-or-more receiving yards since 2011, trailing only Julio Jones (47) and Antonio Brown (44)



Texans WR DeAndre Hopkins has recorded at least 50 receiving yards in 21 consecutive games, which is the longest current streak in the NFL and the third-longest streak in NFL history.

TIGHT ENDS (3)

83 JORDAN THOMAS 6-5 277 Rookie Mississippi State

Selected with the 37th pick in the sixth round (211th overall) of the 2018 NFL Draft...Caught 31 passes for 311 yards and four touchdowns in 25 career games at Mississippi State...Saw most of his action at wide receiver, but also played tight end for the Bulldogs...Prior to Mississippi State, played tight end, offensive tackle and defensive end at East Central Community College in Decatur, Miss.

84 RYAN GRIFFIN 6-6 264 6th season Connecticut

Holds the second-most receptions by a tight end (127) and second-most receiving yards by a tight end (1,389) in franchise history...Set single-season career highs in receptions (50) and receiving yards (442) and tied his career high in receiving touchdowns (two) and games played (16) in 2016...Has registered career totals of 112 receptions for 1,186 yards and seven touchdowns (2013-17)...Originally selected in the sixth round of the 2013 NFL Draft.

88 JORDAN AKINS 6-4 243 Rookie Central Florida

Selected with the 34th pick in the third round (98th overall) of the 2018 NFL Draft...Compiled 1,149 receiving yards and eight touchdowns in 41 collegiate games...Also returned punts and kicks for the Knights...Selected by the Texas Rangers in the third round of the 2010 MLB Draft as an outfield prospect...Hit 24 home runs and stole 42 bases in 321 minor league games before attending Central Florida.

GUARDS (2)

64 SENIO KELEMETE 6-3 301 6th season Washington

Signed by the Texans as an unrestricted free agent on March 15, 2018...Appeared in all 16 games, starting eight at three different positions along the offensive line for New Orleans in 2017...Was part of a Saints offensive unit that ranked second in the NFL in total yards per game last season...Has played in 58 career games (22 starts). Originally drafted by the Arizona Cardinals in the fifth round of the 2012 NFL Draft.

73 ZACH FULTON 6-5 321 5th season Tennessee

Signed by the Houston Texans as an unrestricted free agent on March 15, 2018...Played in 15 games, starting 12 at three different positions along the offensive line for Kansas City in 2017...Started at center in the AFC Wild Card Playoff vs. Tennessee...Has appeared in 63 career games with 46 starts...Originally selected by the Chiefs in the sixth round of the 2014 NFL Draft.

CENTERS (2)

65 GREG MANCZ 6-4 302 4th season Toledo

Played in 10 games with five starts at guard and two at center in 2017...Started all 16 regular season games and both postseason contests in 2016, making him the only Texans lineman to start every game of the year...Signed by the Texans as a rookie free agent following the 2015 NFL Draft...Played four seasons (2011-14) at the University of Toledo and named second-team All-America by the Football Writers Association of America.

66 NICK MARTIN 6-4 295 3rd season Notre Dame

Made his NFL debut and started 14 games at center in 2017...Placed on the Reserve/Injured list on Aug. 30 and missed the entire 2016 season...Selected by the Texans with the 19th pick in the second round (50th overall) of the 2016 NFL Draft...Played four seasons (2012-15) at the University of Notre Dame, appearing in 50 games (37 starts).

TACKLES (3)

70 JULIÉN DAVENPORT 6-7 325 2nd season Bucknell

Appeared in 11 games with four starts as a rookie in 2017...Selected in the fourth round of the 2017 NFL Draft...Highest selection of a Bucknell player since 1966 and first Bison drafted since 1969...Earned three first-team All-Patriot League honors and was first-team All-FCS in 2016...Two-time team captain who started all 44 games from 2013-16.

74 KENDALL LAMM 6-6 299 4th season Appalachian State

Appeared in 10 games (four starts) in 2017...Started at left tackle in the season opener vs. Jacksonville in 2017...Has played in 44 career regular season games and three postseason contests during his Texans career...Signed by the Texans as a college free agent on May 8, 2015...As a senior at Appalachian State in 2014, earned All-Sun Belt Conference first-team honors.

75 MARTINAS RANKIN 6-5 311 Rookie Mississippi State

Selected with the 16th pick of the third round (80th overall) in the 2018 NFL Draft...Earned first-team All-SEC honors as a senior in 2017 and was awarded the Kent Hull Trophy as the state of Mississippi's top offensive lineman...Led an offensive line which allowed the fewest sacks in the SEC and fifth-fewest in the nation (13) in 2017.



Texans C Nick Martin defeated his brother, Cowboys G Zack Martin, in overtime as the Texans came away with the 19-16 victory over Dallas on Sunday Night Football in Week 5.

PLAYER QUICK NOTES

DEFENSIVE ENDS (5)

91 CARLOS WATKINS 6-3 297 2nd season Clemson
Tallied 21 total tackles (nine solo), three tackles for loss and one pass defended in 12 games as a rookie in 2017...Selected in the fourth round (142nd overall) of the 2017 NFL Draft...Was a two-time first-team All-ACC selection and a second-team AP All-American in 2016...Had 191 total tackles, 26 tackles for loss and 14.0 sacks over 53 games (30 starts) from 2012-16...His 10.5 sacks in 2016 are the most ever by a Clemson defensive tackle...Was a starter on the 2016 Clemson national championship team...Played and roomed with Texans NT D.J. Reader at Clemson.

93 JOEL HEATH 6-6 302 3rd season Michigan State
Recorded 24 total tackles (17 solo), 1.0 sack, one tackle for loss and one quarterback hit in 13 games with nine starts in 2017...Started six games as a rookie, which marked the most by an undrafted rookie defensive lineman in team history...Became the first undrafted rookie in franchise history and only undrafted rookie in the NFL with 2.0 sacks in a game in 2016...Signed by the Texans as a college free agent following the 2016 NFL Draft...Had 60 career total tackles, including 10.5 for loss and 4.5 sacks in four years at Michigan State (2012-15).

95 CHRISTIAN COVINGTON 6-2 310 4th season Rice
Compiled 16 total tackles (10 solo), two quarterback hits, 1.0 sack, one tackle for loss and one forced fumble in seven games in 2017...Placed on the Reserve/Injured list on Oct. 31...Played in all 16 games (five starts) and both postseason games in 2016 and recorded 1.0 sack, one pass defended, two quarterback hits and two tackles for loss...Appeared in all 16 games as a rookie in 2015, tallying eight total tackles, four tackles for loss, four quarterback hits and 2.0 sacks...Selected by the Texans in the sixth round (216th overall) of the 2015 NFL Draft.

97 ANGELO BLACKSON 6-4 319 4th season Auburn
Amassed nine total tackles (eight solo), one pass defended and one quarterback hit in nine games in 2017...Spent the first eight weeks of the season on the Patriots practice squad before joining the Texans...Originally selected by the Tennessee Titans with the first pick of the fourth round in the 2015 NFL Draft...Was on the field for the famous "kick-six" play during the 2013 Iron Bowl.

99 J.J. WATT 6-5 288 7th season Wisconsin
Honored as the 2017 Walter Payton Man of the Year and the 2017 Sports Illustrated Person of the Year after raising more than \$40 million for Hurricane Harvey relief for Houston...Three-time Associated Press and PFWA NFL Defensive Player of the Year (2012, 2014, 2015)...Four-time Associated Press First-Team All-Pro (2012-15)...Four-time Pro Bowl selection (2012-15) and 2014 Pro Bowl Captain...Has recorded 87.5 sacks (most in franchise history), 13 fumble recoveries, 20 forced fumbles and 50 passes defended in his career...Leads the NFL with 238 quarterback hits and 150 tackles for loss and ranks second in the NFL in sacks since entering the league in 2011...Has recorded three career 15.0-sack seasons (2012, 2014, 2015), which is tied for the second-most in the NFL since 1982...Became the first player in NFL history to record eight total tackles, 3.0 sacks, three tackles for loss, four quarterback hits and one forced fumble in a game on three separate occasions...Totaled 76 tackles, 17.5 sacks, 29 tackles for loss, 50 quarterback hits, one fumble recovery and three forced fumbles in 2015...First defensive lineman since 1944 with five touchdowns in a season...Fourth player in NFL history with an interception return, fumble recovery and receiving touchdowns in the same season...The 11th overall pick in 2011.

NOSE TACKLES (2)

92 BRANDON DUNN 6-2 310 3rd season Louisville
Set single-season career highs for total tackles (26), quarterback hits (two), fumble recoveries (one) and games played (16) in 2017...Appeared in two games for the Texans in 2016 after spending most of the season on the practice squad...Appeared in the final 12 games with the Texans in 2015, including the Wild Card Game vs. Kansas City (1/9/16).

98 D.J. READER 6-3 347 3rd season Clemson
Set single-season career highs in total tackles (47), solo tackles (23), quarterback hits (six), tackles for loss (three) and games started (14) in 2017...Ranked second among all NFL nose tackles in total tackles last season...Appeared in all 16 games with seven starts as a rookie in 2016...Selected by the Texans with the 27th pick in the fifth round (166th overall) of the 2016 NFL Draft...Played four seasons at Clemson (2012-15), recording 145 total tackles, nine tackles for loss and 5.0 sacks. Played and roomed with Texans DE Carlos Watkins while at Clemson...Also, was a pitcher on Clemson's baseball team.

OUTSIDE LINEBACKERS (4)

53 DUKE EJIOFOR 6-4 255 Rookie Wake Forest
Selected with the third pick in the sixth round (177th overall) of the 2018 NFL Draft...The Houston native ranks third in Wake Forest history in career sacks and sixth in career tackles for loss...Tallied 128 total tackles (76 solo), 23.5 sacks, 41 tackles for loss, six pass breakups, two forced fumbles, two fumble recoveries and an interception in 42 career games for the Demon Deacons.

57 BRENNAN SCARLETT 6-4 263 3rd season Stanford
Set single-season career highs in total tackles (26), sacks (2.0), passes defended (one), quarterback hits (three), tackles for loss (six), games played (11) and games started (five) despite missing the final five weeks of the 2017 season...Appeared in seven regular season games and both postseason contests as a rookie in 2016...Spent Weeks 7-14 on the Reserve/Injured list in 2016...Signed by the Texans as a college free agent following the 2016 NFL Draft.

59 WHITNEY MERCILUS 6-4 258 7th season Illinois
Named Associated Press Second Team All-Pro in 2016...Ranks third in franchise history with 42.0 sacks...Franchise postseason sack leader with 6.0...Has 10 career games with 2.0-or-more sacks...Became the first player in franchise history and the fifth player in the NFL since 1982 to post two games with 3.5-or-more sacks in a season in 2015...Recorded the most sacks (3.0) in a postseason game in Texans history (Wild Card Game vs. Kansas City 1/9/16)...Resigned with the Texans on May 5, 2015...Tied the franchise rookie record with 6.0 sacks in 2012...2012 first-round pick.

90 JADEVEON CLOWNEY 6-5 255 5th season South Carolina
Named to the Pro Bowl for a second consecutive season...Earned 2017 PFWA All-AFC Team honors...Set single-season career highs in sacks (9.5), tackles for loss (21), quarterback hits (21), forced fumbles (two), fumble recoveries (two), total tackles (59), sack yards (67), games played (16) and games started (16) in 2017...Named to the 2016 Pro Bowl and earned 2016 Associated Press Second Team All-Pro honors...Recorded 52 total tackles, 6.0 sacks, 16 tackles for loss and 17 quarterback hits in 2016...Played in 13 games (nine starts) during the 2015 season, recording 40 total tackles, eight quarterback hits, eight tackles for loss, 4.5 sacks and a forced fumble...Selected by teammates as the 2015 Ed Block Courage Award winner...No.1 overall pick in the 2015 NFL Draft...Two-time All-American in college.

INSIDE LINEBACKERS (5)

41 ZACH CUNNINGHAM 6-3 238 2nd season Vanderbilt
Finished second on the team with 82 total tackles (45 solo), six passes defended, five tackles for loss, two quarterback hits, 1.5 sacks and one forced fumble in 16 games as a rookie in 2017...Finished tied for second among all NFL rookies in total tackles in 2017...First player in franchise history to record 80 total tackles and eight special teams tackles in a single season...Drafted 57th overall in the 2017 NFL Draft...Two-time first-team All-SEC selection (2015-16) and the first-ever Vanderbilt player to earn consensus first-team All-America honors (2016).

49 JOSH KEYES 6-2 225 4th season Boston College
Signed with the Texans prior to Week 8 after spending the offseason and preseason with the Texans...Totaled six special teams tackles in eight games with the Browns in 2017...Also appeared in two games with the Chargers in 2017...Has spent time on the Buccaneers, Chiefs and Falcons practice squads...Signed with the Buccaneers as a college free agent in 2015.

52 BRIAN PETERS 6-4 237 4th season Northwestern
Recorded a career-high eight total tackles on defense and ranked second on the team with nine special teams tackles in 2017...Finished third on the team with 10 special teams tackles in 2016...Tied for the league lead with 17 special teams tackles in 2015...Played one season with the Arena Football League's Iowa Barnstormers (2012) before spending two seasons with the Canadian Football League's Saskatchewan Roughriders (2013-14), where he won a CFL title.

55 BENARDRICK MCKINNEY 6-4 257 4th season Mississippi State
Signed a contract extension on June 14, 2018...Compiled a team-leading 95 total tackles (62 solo) along with 3.0 sacks, eight quarterback hits, a single-season career-high 10 tackles for loss, one forced fumble and one pass defended while starting all 16 games...Finished sixth in the league in total tackles among all players with 3.0-or-more sacks in 2017...Finished 11th in the NFL in tackles with a team-leading 129 in 2016...Compiled the eighth-most tackles in a single season in team history in 2016...Named Associated Press Second Team All-Pro in 2016...Became the only player in the NFL and second player in franchise history with at least 100 tackles and 5.0 sacks in a season in 2016...Finished the 2015 season with 58 total tackles (35 solo, 23 asst.), seven tackles for loss and 1.0 sack.

PLAYER QUICK NOTES

58 PETER KALAMBAYI 6-3 254 Rookie Stanford

Selected with the 40th pick in the sixth round (214th overall) of the 2018 NFL Draft...Tallied 190 total tackles (111 solo), 18.5 sacks, 28 tackles for loss, eight pass breakups, two forced fumbles and an interception in 54 career games played over four seasons at Stanford...Elected team captain by teammates in both junior and senior years.

CORNERBACKS (6)

22 AARON COLVIN 6-0 191 5th season Oklahoma

Signed by the Texans as an unrestricted free agent on March 15, 2018...Part of a Jacksonville secondary that ranked first in opponent completion percentage and opponent passing yards per game...Compiled 44 total tackles (37 solo), five passes defended and one fumble recovery in 16 games for the Jaguars in 2017...Originally selected by Jaguars in the fourth round of the 2014 NFL Draft.

23 JOHNSON BADEMOSI 6-0 219 7th season Stanford

Signed by the Texans as an unrestricted free agent on March 16, 2018...Appeared in 15 regular season games and both the AFC Championship Game and Super Bowl LII for the Patriots in 2017, posting 20 total tackles (15 solo), eight special teams tackles and one pass defended...Tallied 18 total tackles (16 solo), five passes defended and one interception in 16 games with the Lions in 2016...Played four seasons in Cleveland (2012-15) in which he led the team and recorded more than 15 special teams tackles each year...Joined the Browns as a college free agent following the 2012 NFL Draft.

24 JOHNATHAN JOSEPH 5-11 186 13th season South Carolina

All-time leader in Texans history with 102 passes defended...Has recorded 16 interceptions since signing with the Texans, which is tied with CB/S Kareem Jackson for the most in franchise history...Since he entered the NFL in 2006, ranks first among active players with 178 passes defended...Led the Texans and set a single-season career high with 22 passes defended in 2015...Second-most career postseason tackles in Texans postseason history with 39...One of three players to play in every postseason game in Texans history...Two-time Pro Bowl selection (2012, 2013)...Associated Press Second Team All-Pro (2011)...Owns 30 career interceptions, seven forced fumbles, six fumble recoveries and 686 total tackles in 183 career games...Tallied 47 total tackles (37 solo), nine passes defended, two interceptions and two tackles for loss in 16 games in 2017...Signed by the Texans on July 29, 2011...Re-signed on June 18, 2015 and again on March 15, 2018.

31 NATRELL JAMERSON 6-0 200 Rookie Wisconsin

Claimed off waivers by the Texans on Sept. 2, 2018...Selected by the New Orleans Saints with the 27th pick in the fifth round (164th overall) of the 2018 NFL Draft...Recorded 88 career total tackles (61 solo), 16 passes defended and two interceptions in 47 career games at Wisconsin...Returned 38 kickoffs for 784 yards (20.6 avg.) and one touchdown...Earned the Jimmy Demetral Team Most Valuable Player Award in 2017.

39 DEANTE BURTON 6-2 205 1st season Kansas State

Signed by the Texans off of the Falcons practice squad prior to Week 9...Appeared in one game for the Falcons in 2018...Originally signed by the Falcons as a college free agent wide receiver on May 1, 2017...Converted to cornerback after practicing at wide receiver during the offseason and preseason with the Falcons in 2017...Recorded 84 receptions for 1,085 yards and five touchdowns in 48 collegiate games at Kansas State.

43 SHAREECE WRIGHT 5-11 184 8th season Southern California

Signed by the Texans on Sept. 12, 2018...Eighth-year veteran has recorded 278 total tackles (243 solo), 11 tackles for loss, two interceptions and 40 passes defended, adding 18 special teams tackles in his career...Originally selected by the San Diego Chargers with the 25th pick in the third round (89th overall) of the 2011 NFL Draft...Played four seasons (2006-07; 2009-10) at the University of Southern California in Los Angeles, Calif...Recorded 127 total tackles, 3.5 sacks and 13 passes defended in 25 career games for the Trojans.



Since 2011, CB/S Kareem Jackson and CB Johnathan Joseph have combined for 174 passes defended and 30 interceptions. In that time, Texans opponents have the second-lowest completion percentage (58.6) and the second-lowest net yards passing per game (216.7).

SAFETIES (6)

20 JUSTIN REID 6-1 203 Rookie Stanford

Selected with the fourth pick in the third round (68th overall) of the 2018 NFL Draft...Earned first-team All-Pac 12 honors and second-team FWA and AP All-America honors in 2017...Posted 179 total tackles (105 solo), 20 passes defended, 10.5 tackles for loss, two interceptions, one fumble recovery and 1.0 sack in 39 career games for the Cardinal...Brother of Carolina Panthers S Eric Reid.

25 KAREEM JACKSON 5-10 183 9th season Alabama

Tied with CB Johnathan Joseph for the most career interceptions in Texans history with 16...Second in team history with 82 career passes defended and third in career tackles (536)...Ranks third in Texans history with 29 career postseason tackles...One of three players to play in every postseason game in Texans history...Tallied a career-high 73 total tackles (54 solo), with 10 passes defended, four tackles for loss, one forced fumble, one interception and 1.0 sack in 16 games in 2017...Had nine games of five-or-more total tackles, a career high, and tied for the third-most by any NFL cornerback in 2017...Re-signed by the Texans on March 9, 2015...2010 first-round draft pick (20th overall).

29 ANDRE HAL 5-10 184 5th season Vanderbilt

Diagnosed with Hodgkin's Lymphoma prior to the 2018 season...Activated from the Reserve/Non-Football Illness list prior to Week 7 of the 2018 season...Leads the Texans in interceptions (nine) since the beginning of the 2015 season...Led the team in interceptions (three), tied for first in forced fumbles (two) and set a single-season career-high with 71 total tackles in 2017.

32 TYRANN MATHIEU 5-9 190 6th season LSU

Joined the Texans as a free agent on March 16, 2018...Earned first-team AP All-Pro and PFWA All-NFL honors in 2015...Also was named to his first career Pro Bowl in 2015...Recorded 74 total tackles (66 solo), two interceptions, seven passes defended, one forced fumble and 1.0 sack in a career-high 16 games in 2017...Had a career year in 2015, tallying 89 total tackles (80 solo), 17 passes defended, five interceptions, 11 tackles for loss, 1.0 sack, one forced fumble and his first career defensive touchdown in 14 games...Selected by the Arizona Cardinals with the seventh pick in the third round of the 2013 NFL Draft.

33 A.J. MOORE 5-11 200 Rookie Mississippi

Claimed off waivers by the Texans on Sept. 2, 2018...Signed with the New England Patriots as a college free agent following the 2018 NFL Draft...Recorded three total tackles and three special teams tackles during the 2018 preseason...Recorded 132 total tackles and five passes defended in 37 career games at the University of Mississippi.

34 MIKE TYSON 6-2 200 2nd season Cincinnati

Signed to the Texans active roster prior to Week 6 vs. Buffalo...Spent most of the 2017 season on the Seattle Seahawks practice squad...Recorded 137 total tackles (72 solo), 11 passes defended, 7.5 tackles for loss, seven interceptions and one fumble recovery in 43 career games at the University of Cincinnati.

SPECIALISTS (3)

7 KA'IMI FAIRBAIRN (K) 6-0 183 3rd season UCLA

In 2018, recorded the most points (116) through the first 13 weeks of any season in franchise history...Made 11 straight field goal attempts to start the 2017 season, the most consecutive field goals made to start a Texans career in franchise history...Recorded 49 touchbacks, which is a single-season franchise record and tied for the seventh-most touchbacks in the NFL in 2017...Produced 92 points, which is the most by a first-year player in Texans history and the third-most by a rookie in the NFL in 2017...Placed on the Reserve/Injured list on Aug. 30 and missed entire 2016 season...Signed by the Texans as a college free agent on May 5, 2016...Played four seasons at UCLA (2012-15) and was the winner of the Lou Groza Award in 2015.

8 TREVOR DANIEL (P) 6-1 231 Rookie Tennessee

Joined the Texans as a college free agent following the 2018 NFL Draft...Set a career program record at Tennessee for punting average (45.9)...Set a single-season punting average school record in 2017 (47.5)...Ranked fourth nationally and second in the SEC with a 47.5-yard average...Led the SEC in punts inside the 20 with 22 as a senior.

46 JON WEEKS (LS) 5-10 242 9th season Baylor

Set a new Texans franchise record by playing in his 129th consecutive game (2010-18), passing K Kris Brown (128 straight games from 2002-09) in Week 1 at New England...Has handled 1,326 extra point, field goal and punt snaps and has contributed with 23 special teams tackles over nine seasons with the team...Named to the 2015 Pro Bowl...Ranks second in Texans history with 140 career games played...One of three players to play in every postseason game in Texans history...Signed a contract extension with the Texans on Sept. 8, 2015...Originally signed by the Texans in 2010 and made the roster out of training camp.

MEDIA INFORMATION



Amy Palcic
Vice President of
Communications



Allie LeClair
Corporate Communications
Manager



Omar Majzoub
Communications
Manager



Nathan Edwards
Communications
Coordinator



John Deighton
Communications Intern



Stephanie Ramsey
Corporate Communications Intern

CONTACTING THE TEXANS COMMUNICATIONS STAFF

Staff Member	Email	Office Phone
Amy Palcic	amy.palcic@houstontexans.com	832-667-2220
Allie LeClair	allie.leclair@houstontexans.com	832-667-2050
Omar Majzoub	omar.majzoub@houstontexans.com	832-667-2241
Nathan Edwards	nathan.edwards@houstontexans.com	832-667-2282
John Deighton	john.deighton@houstontexans.com	832-667-2037
Stephanie Ramsey	stephanie.ramsey@houstontexans.com	832-667-2035

Texans PR on Twitter: [@TexansPR](https://twitter.com/TexansPR)

Texans Media Site, Media Guide & Game Releases: www.NFLOMG.com

Media Credential & Parking Information: <https://www.houstontexans.com/team/credentials>

HOUSTON TEXANS ON NFL OMG

This season, the Texans launched a new media website at www.NFLOMG.com. Please follow the link and click on the Texans logo to access the team's page.

For customized access to the NFL OMG site, please utilize your email address as your username and "TexansMedia" as your password. If you have any issues accessing the site, please contact **Omar Majzoub** at omar.majzoub@houstontexans.com or (832) 667-2241 and **Nathan Edwards** at nathan.edwards@houstontexans.com or (832) 667-2282. For generic access, please utilize the username "HoustonTexans" and password "TexansMedia".

The Texans' NFL OMG interactive site will contain the complete 2018 Media Guide, all weekly game releases, Texans player bios and rosters, Texans staff information and bios, weekly flip cards, a game tracker, all Texans team and individual records and statistics, Texans historical information, daily press releases and transcripts and much more.

The game releases and media guide are updated weekly during the season and available in a PDF format for printing purposes. Team notes, player bios, team and individual records, miscellaneous stats and game summaries are updated following each game and posted on the NFL OMG site. On gamedays, the site will host live statistics, updated player notes, postgame quotes and more. The site is an easy-to-use, one-stop shop for all media needs and information regarding the Texans.

NFLOMG.COM

Username: (your email address)

Password: TexansMedia

HOUSTON TEXANS FTP FOOTAGE

The Texans regularly distribute press conference footage and b-roll packages via Dropbox. If you would like to be added to the distribution list, members of which receive emails when new content is uploaded, please contact **Nathan Edwards** at nathan.edwards@houstontexans.com.

TEXANS PR ON TWITTER

For up-to-the-second news, press releases, transcripts, game information, bios, notes and a variety of other information on the Houston Texans, follow the Texans PR Department on Twitter: [@TexansPR](https://twitter.com/TexansPR).

TRANSCRIPTS

The Texans communications staff sends out transcripts of press conferences, open locker room interviews and postgame interviews throughout the season. To be added to the Texans email list, please contact **Nathan Edwards** at nathan.edwards@houstontexans.com. All transcripts will also be posted on the Houston Texans NFL OMG website at www.NFLOMG.com.

PRESS RELEASES

The Texans' weekly press releases, as well as other news and information, can be accessed at www.NFLOMG.com. Members of the media can also access league information from the NFL's media site at www.nflcommunications.com. The NFL's official website address is www.NFL.com.

MEDIA POLICIES

SHOOTING

- Designated shooting portions of practice will be announced by the Texans PR staff
- Media members can use camera phones and broadcast-quality TV news cameras to shoot videos and take still photos during the designated shooting portions of practice
- All photos and videos adhering to the media policy can be posted, shared and tweeted during practice
- No seven-on-seven, formation or team work may be captured or reported on throughout practice

REPORTING / SOCIAL MEDIA

- Tweeting/reporting of non-strategy events & exceptional plays is allowed during practice
- Broadcasting live, including social media (Facebook Live, Instagram Live, etc.), is not permitted at any time during or after practice
- Media members may only report on what is viewed in designated media areas
- Reporting on special events or VIP visitors is allowed after approval by the PR staff

TOPICS TO AVOID

- Potential severity of an injury until it's addressed by Head Coach Bill O'Brien
- Game strategy – formations, plays, substitution packages, etc.
- Which players are practicing with individual units (first-team, second-team, etc.)
- Conversations that take place on field between players and/or coaches
- Players who line up in positions different from the one listed on the current roster

POST-PRACTICE INTERVIEWS

- Requests should be submitted for approval before the conclusion of practice
- All players who did not participate in practice will not be available for interviews
- Media access is limited to full-time staffers of media outlets unless approved by the PR staff
- Phone calls are only allowed after practice has concluded

OPEN LOCKER ROOM

- Open locker room sessions may not be broadcast live, including on social media (Facebook Live, Instagram Live, etc.), by an individual or media outlet
- Still photos are not permitted in the locker room
- Only broadcast-quality TV cameras may record video of interviews during open locker room. Camera phones & other handheld devices are not permitted
- Signs, notes and other personal items posted around the locker room and inside of or at player's lockers may not be photographed, videotaped or reported on
- Videographers must shoot tight shots of players conducting interviews at their lockers and shooting is only allowed when a player is engaged in an interview
- Please wait for players to be dressed before approaching for interviews and make sure they are standing with their back to their locker during an interview unless otherwise permitted



INTERVIEW REQUESTS

All interview requests for Houston Texans executives, coaches and players should go through the Texans communications department. Please give at least 48 hours for your request.

Requests for the McNair family, Jamey Rootes, Brian Gaine, Bill O'Brien, QB Deshaun Watson and DE J.J. Watt should be sent to the attention of **Amy Palcic** at amy.palcic@houstontexans.com or (832) 667-2220.

For other Texans players and assistant coaches, please send your request to **Omar Majzoub** at omar.majzoub@houstontexans.com or (832) 667-2241 and **Nathan Edwards** at nathan.edwards@houstontexans.com or (832) 667-2282.

O'Brien's Monday news conference is held in the media workroom. He also speaks with the media on Wednesday through Friday in the media workroom (times will be emailed out at the beginning of each week).

CREDENTIAL AND PARKING INFORMATION

To access Houston Texans parking and credential information, go to <https://www.houstontexans.com/team/credentials>.

Applications are being accepted for training camp, season and individual game credentials. To apply for game credentials, please submit your request on the website by the Tuesday before a Texans home game at 5 p.m. CT. Season-long credentials are issued in August.

Media credentials will be granted based on the following guidelines:

1. Houston-area media agencies which cover the Houston Texans on a daily basis will receive top priority.
2. Media agencies which cover the opposing team as requested by the opposing team's public relations staff.
3. National media agencies which cover the National Football League regularly (includes online properties such as ESPN.com, Yahoo! Sports, CBSSports.com, etc.).
4. Daily or weekly newspapers with a circulation of at least 100,000.
5. Television stations with a nightly news show and a nightly sports segment.
6. Radio stations with a 24-hour sports format that are affiliated with a national radio network (i.e. ESPN, Westwood One, etc.).
7. Daily or weekly newspapers with a circulation of at least 50,000.
8. Other requests not falling under one of the above will be considered on the basis of space availability.
9. No freelance credentials will be granted.

If you are a regular member of the Houston media who would like to cover the Texans on the road, submit your request for game credentials and parking passes to **Amy Palcic** at amy.palcic@houstontexans.com. All requests must be submitted no later than one game prior to a road contest. Credentials will be distributed on Wednesday or Thursday during open locker room.

TEXANS TV & RADIO LINEUP

	Monday	Tuesday	Wednesday	Thursday	Friday	Saturday	Sunday				
6:00 am											
6:30 am											
7:00 am											
7:30 am											
8:00 am	Texans Monday										
8:30 am								Texans Gameday			
9:00 am							Texans Countdown presented by FCL Dental				
9:30 am											
10:00 am											
10:30 am											
11:00 am											
11:30 am							Texans Gameday	Texans Gameday			
12:00 pm											
12:30 pm											
1:00 pm											
1:30 pm							Texans Gameday	Texans Gameday			
2:00 pm											
2:30 pm	O'Brien Press Conf.										
3:00 pm											
3:30 pm							Texans Post Game				
4:00 pm											
4:30 pm											
5:00 pm	Bill O'Brien Show										
5:30 pm											
6:00 pm	Texans All Access	Fuddruckers Texans Players Show	Texans All Access	Texans All Access	Texans All Access						
6:30 pm						Texans Extra Points					
7:00 pm		Texans All Access									
7:30 pm											
8:00 pm		Texans Replay with John Harris									
8:30 pm											
9:00 pm											
9:30 pm											
10:00 pm											
10:30 pm							Inside the Game (10:35 p.m.)				
11:00 pm						Texans Buzz		Primero y Diez			
11:30 pm											



Texans Radio on SportsRadio610 AM



Mega 101 FM (101.1 FM)



Telemundo



KTRK - ABC 13



KPRC - NBC 2

TEXANS TV & RADIO LINEUP

NETWORK TV

Network	Show	Show Day	Show Time
KTRK	Inside The Game	Sunday	10:35 p.m.
KTRK	Texans Extra Points	Saturday	6:30 - 7 p.m.
KTRK	Texans Buzz	Saturday	11 - 11:30 p.m.
KPRC	Texans Gameday	Sunday	8:30 - 9 a.m.
Telemundo	Primero y Diez	Sunday	11 - 11:30 p.m.

TEXANS RADIO

Network	Show	Show Day	Show Time
SportsRadio 610	Texans Monday	Monday	8 - 10 a.m.
SportsRadio 610	Bill O'Brien Show	Monday	5 - 6 p.m.
SportsRadio 610	Texans All Access	Monday – Friday	6 - 8 p.m. (Except for Mon & Thu due to MNF & TNF)
SportsRadio 610	Fuddruckers Texans		
	Players Show	Tuesday	6 - 7 p.m.
SportsRadio 610	Texans Replay w/ John Harris	Tuesday	8 - 9 p.m.
SportsRadio 610	Texans Countdown	Gameday	3 Hours prior to Kickoff
SportsRadio 610	Texans Gameday	Gameday	In-Game
SportsRadio 610	Texans Post Game	Gameday	3 Hours following each game

TEXANS SPANISH RADIO

Network	Show	Show Day	Show Time
Mega 101.1 FM	Texans Pre-Game	Gameday	30 minutes prior to Kickoff
Mega 101.1 FM	Texans Gameday	Gameday	In-Game
Mega 101.1 FM	Texans Post Game	Gameday	Half Hour following each game

TEXANS DIGITAL TV

Website	Show	Show Day	Show Time
HoustonTexans.com	Texans Unlimited	Gameday	45 minutes prior to Kickoff

OTHER PLACES TO SEE & HEAR THE TEXANS

Texans radio affiliates also carry the following Texans shows at various times each week before 11 p.m. that Wednesday.

- Bill O'Brien Show
- Fuddruckers Texans Players Show
- Texans Replay

Additional radio programming in Austin and San Antonio.

Austin – KVET 1300 AM The Zone

- Marc Vandermeer segment every Tuesday at 4:45 p.m.

San Antonio – KZDC 1250 AM ESPN Radio

- Marc Vandermeer segment every Tuesday at 5 p.m.

Stations carrying the Houston Texans "Inside the Game" weekly show that airs live in Houston every Sunday during the season (and possible postseason) from 10:35 p.m. – 11:05 p.m. on KTRK ABC-13.

Station	Airtime
Abilene KXVA FOX 15	Sundays 11–11:30 p.m.
Austin KVUE ABC 24	Mondays 1–1:30 a.m.
Beaumont KJAC NBC 12.2	Sundays 11–11:30 p.m.
Bryan/CS MYTX 23.2	Mondays 5:30–6 p.m.
Midland/Odessa KPEJ FOX 24	Sundays 11–11:30 p.m.
San Angelo KIDY FOX 6	Sundays 11–11:30 p.m.
San Antonio KSAT ABC 12	Sundays 11–11:30 p.m.
Tyler KFXK FOX 51	Sundays 11:30 p.m.–12 a.m.
Waco/Temple MYTX 6.2	Mondays 5:30–6 p.m.



TV & RADIO AFFILIATES FOR 2018



The 2018 Houston Texans season will be broadcast throughout Texas, Arkansas and Louisiana on 40 Houston Texans Radio Network affiliates, and a network of 14 television affiliates will air all four of the team's preseason games throughout the state of Texas.

The Texans Radio Network boasts 33 stations across Texas, four in Mexico, one in Arkansas and one in Louisiana. The radio pregame show will air for 30 minutes, and the postgame show will last 20 minutes.

Once again this season, radio affiliates will air Texans programming during the week in addition to the game broadcast. Affiliates will broadcast the "Bill O'Brien Show," which will air Mondays at 5 p.m. in Houston, the "Texans Players Show," which will air Tuesdays at 6 p.m. and "Texans Replay," an hour-long condensed replay of the previous week's Texans game, will be broadcast on Tuesdays at 8 p.m. All three shows, along with all Texans Radio programming, will be produced and broadcast live on SportsRadio 610, the team's flagship station.

Texans TV affiliates will carry all four of the team's preseason games this year, beginning with Thursday's game vs. Kansas City at 7:30 p.m. CT, Saturday, Aug. 18 vs. San Francisco, Saturday, Aug. 25 at Los Angeles Rams and Thursday, Aug. 30 vs. Dallas. KTRK-ABC 13 in Houston produces and broadcasts the games across the Texans Television Network.

Again this season, TV affiliates will air the team's weekly "360/Texans Buzz" show, which airs every week of the year at 11 p.m. in Houston. Affiliates will air the team's weekly "Extra Points" show (starting Saturday, Aug. 11 at 6:30 p.m. in Houston) and "Inside the Game" show (starting Sunday, Aug. 12 at 10:35 p.m. in Houston).

New this season on the Texans official Spanish television partner, Telemundo, the Telly Award-winning program "Primero y Diez" (First and Ten) will extend to a 30-minute show and air on Sunday nights at 11 p.m. during the preseason and regular season. Telemundo will also host a pregame and postgame show that will be distributed exclusively on the network's Facebook page.

The Texans Spanish game broadcast will air on Mega 101 in Houston and will feature Enrique Vasquez as the play-by-play host and Gustavo Rangel will serve as color commentator. The Texans are one of seven NFL teams to broadcast in Spanish on the FM frequency. The broadcast will feature a 30-minute pregame and postgame show each week. Through a continuing partnership implemented in 2016 with Grupo Radio Centro, the leading radio broadcaster in Mexico, Texans fans in Mexico will hear the Spanish broadcast in Guadalajara, Mexico City and Monterrey. This season's Texans games will also broadcast across five Spanish radio affiliates, including cities such as El Paso and San Antonio, Texas.

For a complete listing of weekly TV shows, visit <https://www.houstontexans.com/video/tvnetworks>. For a complete listing of radio networks, visit <https://www.houstontexans.com/audio/radio-networks>.

TEXANS ENGLISH TV, RADIO AFFILIATES

HOUSTON TEXANS 2018 TV AFFILIATES

City	Channel	Station (Network)
Houston, TX	13	KTRK (ABC)
Abilene, TX	15	KXVA (FOX)
Austin, TX	24	KVUE (ABC)
Beaumont, TX	6	KFDM (CBS)
Bryan/College Station, TX	23	KAGS (NBC)
Corpus Christi, TX	10	KZTV (CBS)
El Paso, TX	4	KDBC (CBS)
Harlingen, TX	4	KGBT (CBS)
Midland/Odessa, TX	24	KPEJ (FOX)
San Angelo, TX	6	KIDY (FOX)
San Antonio, TX	4	WOAI (NBC)
Tyler, TX	56	KETK (NBC)
Victoria, TX	33	KQZY (Ind.)
Waco, TX	6	KCEN (NBC)

HOUSTON TEXANS 2018 ENGLISH RADIO AFFILIATES

City	Frequency	Call Letters
Abilene, TX	92.5 FM	KMWX
Alpine, TX	1240 AM	KVLF
Amarillo, TX	940 AM	KIXZ
Athens, TX	1410 AM	KLVQ
Austin, TX	1300 AM	KVET
Beaumont, TX	1450 / 1510 AM	KIKR / KBED
Big Spring, TX	1400 AM	KBYG
Brenham, TX	1280 AM	KWHI
Bryan, TX	1150 AM	KZNE
Carthage, TX	1590 AM	KGAS
College Station, TX	1150 AM	KZNE
Corpus Christi, TX	1230 AM	KSIX
Crockett, TX	93.5 FM	KBPC
El Campo, TX	1390 AM	KULP
Fredericksburg, TX	107.9 FM	KFAN
Henderson, TX	1470 AM	KWRD
Houston, TX	610 AM / 100.3 FM	KILT-AM/FM
Liberty, TX	99.9 FM	KSHN
Livingston, TX	92.3 FM	KETX
Lubbock, TX	98.1 FM	KKCL
Lufkin, TX	1260 AM	KSML
Marshall, TX	1450 AM / 103.9 FM	KMHT
McAllen, TX	710 am	KURV
Nacogdoches, TX	1260 AM	KSML
Orange, TX	1600 AM	KOGT
Plainview, TX	103.9 FM	KRIA
San Angelo, TX	1260 AM	KKSA
San Antonio, TX	1250 AM / 94.5 FM	KZDC
Shreveport, LA	1130 AM	KWKH
Texarkana, TX	94.1 FM	KTRG
Tyler, TX	1410 AM	KLVQ
Victoria, TX	106.9 FM	KLUB
Waco, TX	101.3 FM	KLRK

TEXANS SPANISH RADIO AFFILIATES

HOUSTON TEXANS 2018 SPANISH RADIO AFFILIATES

City	Frequency	Call Letters
El Paso, TX / Cd. Juarez	970 AM	XEJ-AM
Guadalajara	700 AM	XEDKR-AM
Mexico City	690 AM	XEN-AM
Monterrey	1540 AM	XESTN-AM
San Antonio, TX	103.1 FM	KHHL-FM

2018 NFL STANDINGS

AMERICAN FOOTBALL CONFERENCE

EAST DIVISION

TEAM	W	L	T	PCT	PF	PA	NET PTS	HOME	AWAY	CONF	DIV	STREAK
New England Patriots	9	3	0	.750	331	259	72	6-0-0	3-3-0	6-2-0	3-0-0	Won 2
Miami Dolphins	6	6	0	.500	244	300	-56	5-1-0	1-5-0	5-4-0	3-1-0	Won 1
Buffalo Bills	4	8	0	.333	178	293	-115	2-3-0	2-5-0	3-6-0	1-2-0	Loss 1
New York Jets	3	9	0	.250	243	307	-64	2-4-0	1-5-0	2-7-0	0-4-0	Loss 6

NORTH DIVISION

TEAM	W	L	T	PCT	PF	PA	NET PTS	HOME	AWAY	CONF	DIV	STREAK
Pittsburgh Steelers	7	4	1	.583	346	282	64	3-3-0	4-1-1	4-4-1	3-1-1	Loss 2
Baltimore Ravens	7	5	0	.583	297	214	83	4-2-0	3-3-0	6-3-0	2-3-0	Won 3
Cincinnati Bengals	5	7	0	.417	286	371	-85	3-4-0	2-3-0	3-5-0	1-3-0	Loss 4
Cleveland Browns	4	7	1	.333	266	312	-46	3-2-1	1-5-0	3-5-1	2-1-1	Loss 1

SOUTH DIVISION

TEAM	W	L	T	PCT	PF	PA	NET PTS	HOME	AWAY	CONF	DIV	STREAK
Houston Texans	9	3	0	.750	302	235	67	5-1-0	4-2-0	7-2-0	3-1-0	Won 9
Tennessee Titans	6	6	0	.500	221	245	-24	4-1-0	2-5-0	4-6-0	2-2-0	Won 1
Indianapolis Colts	6	6	0	.500	325	279	46	4-2-0	2-4-0	5-5-0	2-2-0	Loss 1
Jacksonville Jaguars	4	8	0	.333	203	243	-40	3-4-0	1-4-0	3-6-0	1-3-0	Won 1

WEST DIVISION

TEAM	W	L	T	PCT	PF	PA	NET PTS	HOME	AWAY	CONF	DIV	STREAK
Kansas City Chiefs	10	2	0	.833	444	327	117	5-0-0	5-2-0	8-1-0	6-1-0	Won 1
Los Angeles Chargers	9	3	0	.750	340	249	91	4-2-0	5-1-0	6-2-0	5-3-0	Won 2
Denver Broncos	6	6	0	.500	276	262	14	3-3-0	3-3-0	4-5-0	4-3-0	Won 3
Oakland Raiders	2	10	0	.167	220	367	-147	1-5-0	1-5-0	1-7-0	1-7-0	Loss 2

NATIONAL FOOTBALL CONFERENCE

EAST DIVISION

TEAM	W	L	T	PCT	PF	PA	NET PTS	HOME	AWAY	CONF	DIV	STREAK
Dallas Cowboys	7	5	0	.583	247	223	24	5-1-0	2-4-0	6-3-0	3-1-0	Won 4
Washington Redskins	6	6	0	.500	233	257	-24	3-3-0	3-3-0	6-4-0	2-2-0	Loss 3
Philadelphia Eagles	6	6	0	.500	258	266	-8	4-3-0	2-3-0	4-5-0	3-1-0	Won 2
New York Giants	4	8	0	.333	267	315	-48	2-4-0	2-4-0	3-7-0	0-4-0	Won 1

NORTH DIVISION

TEAM	W	L	T	PCT	PF	PA	NET PTS	HOME	AWAY	CONF	DIV	STREAK
Chicago Bears	8	4	0	.667	344	241	103	5-1-0	3-3-0	6-2-0	3-1-0	Loss 1
Minnesota Vikings	6	5	1	.500	275	270	5	4-2-0	2-3-1	5-3-1	2-1-1	Loss 1
Green Bay Packers	4	7	1	.333	281	287	-6	4-1-1	0-6-0	2-6-1	1-2-1	Loss 3
Detroit Lions	4	8	0	.333	254	316	-62	3-4-0	1-4-0	2-7-0	1-3-0	Loss 2

SOUTH DIVISION

TEAM	W	L	T	PCT	PF	PA	NET PTS	HOME	AWAY	CONF	DIV	STREAK
New Orleans Saints	10	2	0	.833	419	269	150	5-1-0	5-1-0	7-2-0	2-1-0	Loss 1
Carolina Panthers	6	6	0	.500	304	306	-2	5-1-0	1-5-0	4-5-0	1-2-0	Loss 4
Tampa Bay Buccaneers	5	7	0	.417	318	355	-37	4-2-0	1-5-0	4-5-0	2-2-0	Won 2
Atlanta Falcons	4	8	0	.333	296	333	-37	3-4-0	1-4-0	4-4-0	2-2-0	Loss 4

WEST DIVISION

TEAM	W	L	T	PCT	PF	PA	NET PTS	HOME	AWAY	CONF	DIV	STREAK
Los Angeles Rams	11	1	0	.917	419	298	121	6-0-0	5-1-0	7-1-0	8-0-0	Won 3
Seattle Seahawks	7	5	0	.583	319	259	60	3-2-0	4-3-0	6-3-0	3-4-0	Won 3
Arizona Cardinals	3	9	0	.250	175	310	-135	1-5-0	2-4-0	3-5-0	2-6-0	Won 1
San Francisco 49ers	2	10	0	.167	255	336	-81	2-3-0	0-7-0	1-8-0	1-6-0	Loss 3

UPCOMING 2018-19 NFL IMPORTANT DATES



DECEMBER

- 12 League Meeting, Irving, Texas.
- 30 Week 17.
- 31 Earliest permissible date for clubs to renegotiate or extend the rookie contract of a drafted rookie who was selected in any round of the 2016 NFL Draft. Any permissible renegotiated or extended player contract will not be considered a rookie contract, and will not be subject to the rules that limit rookie contracts.
- 31 Option exercise period begins for Fifth-Year Option for First-Round Selections from the 2016 NFL Draft. To exercise the option, the club must give written notice to the player on or after December 31, 2018, but prior to May 3, 2019.

JANUARY 2019

- 5-6 Wild Card Playoffs.
- 6 Assistant coaches under contract to playoff clubs that have byes in the Wild Card weekend may be interviewed for head coaching positions through the conclusion of the Wild Card games.
- 12-13 Divisional Playoffs.
- 13 Assistant coaches under contract to playoff clubs that won their Wild Card games may be interviewed for head coaching positions through the conclusion of Divisional Playoff games.
- 14 Deadline for college players that are underclassmen to apply for special eligibility. A list of players who are accepted into the NFL Draft will be sent to clubs on January 18.
- 19 East-West Shrine Game, Tropicana Field, St. Petersburg, Florida.
- 20 AFC and NFC Championship Games.
- 26 Senior Bowl, Ladd-Peebles Stadium, Mobile, Alabama.
- 27 NFL Pro Bowl, Camping World Stadium, Orlando, Florida.
- 27 An assistant coach, whose team is participating in the Super Bowl, who has previously interviewed for another club's head coaching job may have a second interview with such club no later than the Sunday preceding the Super Bowl.

FEBRUARY 2019

- 3 Super Bowl LIII, Mercedes-Benz Stadium, Atlanta, Georgia.
- 19 First day for clubs to designate Franchise or Transition Players.
- 26 Combine Timing and Testing, Lucas Oil Stadium, Indianapolis, Indiana.

MARCH 2019

- 5 Prior to 4:00 p.m., New York time, deadline for clubs to designate Franchise or Transition Players.
- 11-13 During the period beginning at 12 noon, New York time, on March 11th and ending at 3:59:59 p.m., New York time, on March 13th, clubs are permitted to contact, and enter into contract negotiations with, the certified agents of players who will become unrestricted free agents upon the expiration of their 2018 player contracts at 4:00 p.m., New York time, on March 13. However, a contract cannot be executed with a new club until 4:00 p.m., New York time, on March 13.
- 11-13 During the above two-day negotiating period, a prospective unrestricted free agents who is not represented by an NFLPA Certified Contract Advisor is permitted to communicate directly with a new club's front office officials (excluding the head coach and other members of the club's coaching staff) regarding contract negotiations.
- 13 The 2019 League Year and Free Agency period begin at 4:00 p.m., New York time.
- 13 The first day of the 2019 League Year will end at 11:59:59 p.m., New York time, on March 13. Clubs will receive a personnel notice that will include all transactions submitted to the League office during the period between 4:00 p.m., New York time, and 11:59:59 p.m., New York time, on March 13.
- 13 Trading period for 2019 begins at 4:00 p.m., New York time, after expiration of all 2018 contracts.
- 24-27 Annual League Meeting, Phoenix, Arizona.



HOW THE TEXANS WERE BUILT

YEAR	DRAFTEES (28)	FREE AGENTS (35)	TRADES/WAIVERS (7)
2010	CB Kareem Jackson (1)	LS Jon Weeks (FA-'10)	
2011	DE J.J. Watt (1)	CB Johnathan Joseph (UFA-'11 CIN)	
2012	OLB Whitney Mercilus (1)		
2013	WR DeAndre Hopkins (1) TE Ryan Griffin (6)		
2014	DE/OLB Jadeveon Clowney (1) RB Alfred Blue (6) S Andre Hal (7)		
2015	CB Kevin Johnson (1) * ILB Benardrick McKinney (2) DE Christian Covington (6)	NT Brandon Dunn (FA-'15) T Kendall Lamm (CFA-'15) C/G Greg Mancz (CFA-'15) ILB Brian Peters (FA-'15) G/T Chad Slade (CFA-'15) ^	
2016	WR Will Fuller V (1) * C Nick Martin (2) DE/NT D.J. Reader (5)	K Ka'imi Fairbairn (CFA-'16) DE Joel Heath (CFA-'16) RB Lamar Miller (UFA-'16 MIA) OLB Brennan Scarlett (CFA-'16)	
2017	QB Deshaun Watson (1) ILB Zach Cunningham (2) RB D'Onta Foreman (3) Ω T Juliën Davenport (4a) DE Carlos Watkins (4b) C/G Kyle Fuller (7) ^	DE Angelo Blackson (FA-'17) ILB Dylan Cole (CFA-'17)	
2018	S Justin Reid (3a) T Martinus Rankin (3b) TE Jordan Akins (3c) WR Keke Coutee (4) OLB Duke Ejirofor (6a) TE Jordan Thomas (6b) ILB Peter Kalambayi (6c) CB Jermaine Kelly Jr. (7) *	TE Jerrell Adams (FA-'18) ^ CB Johnson Bademosi (UFA-'18 NE) OLB Davin Bellamy (CFA-'18) ^ CB Deante Burton (FA-'18) CB Aaron Colvin (UFA-'18 JAX) P Trevor Daniel (CFA-'18) RB Josh Ferguson (FA-'18) ^ C/G Zach Fulton (UFA-'18 KC) OLB Daeshon Hall (FA-'18) ^ T Seantrel Henderson (UFA-'18 BUF) * G Senio Kelemete (UFA-'18 NO) S Tyrann Mathieu (FA-'18) WR Steven Mitchell Jr. (FA-'18) ^ WR Vyncint Smith (CFA-'18) T David Steinmetz (FA - '18) ^ S Mike Tyson (FA-'18) WR Jester Weah (CFA-'18) ¶ QB Joe Webb III (UFA-'18 BUF) CB Kayvon Webster (FA-'18) * QB Brandon Weeden (UFA-'18 TEN) WR Isaac Whitney (FA-'18) ^ CB Shareece Wright (FA-'18)	WR DeAndre Carter (W-'18 PHI) WR Sammie Coates Jr. (W-'18 CLE) RB Buddy Howell (W-'18 MIA) CB Natrell Jamerson (W-'18 NO) T Roderick Johnson (W-'18 CLE) ^ S A.J. Moore (W-'18 NE) WR Demaryius Thomas (T-'18 DEN)

Key: ^ Practice Squad, * Reserve/Injured, Ω Reserve/PUP, ¶ Practice Squad Injured

2018 TEXANS TRANSACTIONS



JANUARY

- 1 Signed G **Erik Austell**, TE **Zach Conque**, ILB **Kennan Gilchrist**, NT **Marcus Hardison**, CB **Bryce Jones**, RB **Troymaine Pope**, TE **Jevoni Robinson**, T **Jake Rodgers**, CB **Josh Thornton** and CB **Dee Virgin** to reserve/future contracts.
- 30 Signed NT **Darius Kilgo** to a reserve/future contract.

FEBRUARY

- 5 Claimed WR **Montay Crockett** off waivers from the Jacksonville Jaguars.
- 14 Waived G **Erik Austell**.
- 20 Released ILB **Brian Cushing**.

MARCH

- 7 Signed OLB **Ufomba Kamalu** and S **Corey Moore** to contract extensions.
- 8 Signed P **Shane Lechler** to a contract extension.
- 15 Placed TE **C.J. Fiedorowicz** on the Reserve/Retired list.
- 15 Re-signed DE **Angelo Blackson**, WR **Bruce Ellington**, CB **Johnathan Joseph**, and ILB **Brian Peters**.
- 15 Extended a qualifying offer to restricted free agent C/G **Greg Mancz**.
- 15 Signed unrestricted free agents CB **Aaron Colvin**, C/G **Zach Fulton**, T **Seantrel Henderson** and G **Senio Kelemete**.
- 16 Signed unrestricted free agent CB **Johnson Bademosi**.
- 19 Claimed WR **Sammie Coates Jr.** off waivers from the Cleveland Browns.
- 19 Signed free agent S **Tyrann Mathieu**.
- 20 Signed free agent ILB **Josh Keyes**.
- 21 Released NT **Chunky Clements** and WR **Cobi Hamilton**.
- 26 Re-signed ILB **Ben Heeney**.
- 26 Released WR **Deanté Gray**.
- 29 Signed unrestricted free agent QB **Brandon Weeden**.

APRIL

- 5 Signed unrestricted free agent QB **Joe Webb III**.
- 12 Released T **Derek Newton**.
- 13 Released QB **Taylor Heinicke**.
- 13 Claimed TE **Matt Lengel** off waivers from the Cleveland Browns.
- 16 C/G **Greg Mancz** signed his qualifying offer.
- 28 Drafted S **Justin Reid**, T **Martinas Rankin** and TE **Jordan Akins** in the third round of the 2018 NFL Draft.
- 29 Drafted WR **Keke Coutee** (fourth round), OLB **Duke Ejirofor** (sixth round), TE **Jordan Thomas** (sixth round), ILB **Peter Kalambayi** (sixth round) and CB **Jermaine Kelly Jr.** (seventh round).
- 30 Released TE **Zach Conque**, CB **Bryce Jones**, TE **Ryan Malleck** and OLB **Gimel President**.
- 30 Re-signed RB **Alfred Blue**.

MAY

- 1 Released T **Jake Rodgers**.
- 11 Signed TE **Jordan Akins**, WR **Keke Coutee**, OLB **Duke Ejirofor**, ILB **Peter Kalambayi**, CB **Jermaine Kelly Jr.**, S **Justin Reid** and TE **Jordan Thomas**.
- 11 Signed OLB **Davin Bellamy**, CB **Andre Chachere**, RB **Lavon Coleman**, C/G **Anthony Coyle**, P **Trevor Daniel**, G **Mason Gentry**, T **Jaryd Jones-Smith**, G **K.J. Malone**, NT **Kingsley Opara**, WR **Vyncint Smith**, RB **Terry Swanson**, WR **Jester Weah** and DE **Jalen Wilkerson**.
- 11 Placed G **Jeff Allen** and DE **Matthew Godin** on the Reserve/Physically Unable to Perform list.
- 14 Claimed QB **Stephen Morris** off waivers from the Seattle Seahawks.
- 14 Signed T **Kendall Calhoun** and DE **Nick Thurman**.
- 14 Waived WR **Montay Crockett** and DE **Jalen Wilkerson**.
- 14 Placed G **K.J. Malone** on the Reserve/Retired list.
- 22 Waived DE **Matthew Godin** from the Reserve/Physically Unable to Perform list.

JUNE

- 14 Signed T **Martinas Rankin**.
- 14 Signed ILB **Benardrick McKinney** to a contract extension.
- 20 Claimed T **Roderick Johnson** off waivers from the Cleveland Browns.
- 20 Waived T **Kendall Calhoun**.

JULY

- 13 Released G **Jeff Allen** from the Reserve/Physically Unable to Perform list with an injury settlement.
- 25 Placed S **Andre Hal** on the Active/Non-Football Illness list.
- 25 Placed RB **D'Onta Foreman**, CB **Jermaine Kelly Jr.**, T **Martinas Rankin** and TE **Jevoni Robinson** on the Active/Physically Unable to Perform list.
- 31 CB **Jermaine Kelly Jr.** passed his physical and was moved from the Active/Physically Unable to Perform list to the active roster.

AUGUST

- 13 Signed free agent WR **Quan Bray**.
- 13 Waived WR **DeAndrew White**.
- 14 TE **Jevoni Robinson** passed his physical and was moved to the active roster from the Active/Physically Unable to Perform list.
- 16 Signed free agent K **Nick Rose**.
- 16 Waived QB **Stephen Morris**.
- 20 T **Martinas Rankin** passed his physical and was moved to the active roster from the Active/Physically Unable to Perform list.
- 21 Signed free agent CB **Bryce Jones**.
- 21 Waived-injured CB **Josh Thornton**.
- 22 CB **Josh Thornton** reverted to the Reserve/Injured list.
- 27 Signed free agent CB **Kayvon Webster**.
- 27 Waived NT **Marcus Hardison**.
- 28 Waived WR **Chris Thompson**.
- 29 Waived-injured ILB **Ben Heeney**.
- 30 Signed C/G **Greg Mancz** to a contract extension.
- 30 ILB **Ben Heeney** reverted to the Reserve/Injured list.

2018 TEXANS TRANSACTIONS

SEPTEMBER

- 1 Released P **Shane Lechler**, FB **Jay Prosch** and QB **Joe Webb III**.
- 1 Waived OLB **Davin Bellamy**, WR **Quan Bray**, S **Ibraheim Campbell**, CB **Andre Chachere**, RB **Lavon Coleman**, C/G **Anthony Coyle**, S **Treston Decoud**, C/G **Kyle Fuller**, G **Mason Gentry**, ILB **Kennan Gilchrist**, T **Roderick Johnson**, CB **Bryce Jones**, T **Jaryd-Jones Smith**, OLB **Ufomba Kamalu**, ILB **Josh Keyes**, NT **Darius Kilgo**, TE **Matt Lengel**, WR **Braxton Miller**, S **Corey Moore**, NT **Kingsley Opara**, G **David Quessenberry**, K **Nick Rose**, G/T **Chad Slade**, RB **Terry Swanson**, DE **Nick Thurman**, CB **Dee Virgin** and WR **Jester Weah**.
- 1 Waived-injured TE **Jevoni Robinson**.
- 1 Waived TE **Stephen Anderson** and OLB **LaTroy Lewis** with an injury settlement.
- 1 Placed RB **D'Onta Foreman** on the Reserve/Physically Unable to Perform list.
- 1 Placed S **Andre Hal** on the Reserve/Non-Football Illness list.
- 1 Waived CB **Josh Thornton** from the Reserve/Injured list with an injury settlement.
- 2 Claimed RB **Buddy Howell** off waivers from the Miami Dolphins.
- 2 Claimed CB **Natrell Jamerson** off waivers from the New Orleans Saints.
- 2 Claimed S **A.J. Moore** off waivers from the New England Patriots.
- 2 Signed OLB **Davin Bellamy**, CB **Andre Chachere**, C/G **Kyle Fuller**, T **Roderick Johnson**, NT **Darius Kilgo**, TE **Matt Lengel**, G/T **Chad Slade** and WR **Jester Weah** to the practice squad.
- 2 Waived S **Kurtis Drummond**, RB **Troymaine Pope** and TE **MyCole Pruitt** from the active roster.
- 2 TE **Jevoni Robinson** reverted to the Reserve/Injured list.
- 3 Signed free agent QB **Joe Webb III** to the active roster.
- 3 Placed CB **Jermaine Kelly Jr.** on the Reserve/Injured list.
- 3 Signed S **Mike Tyson** to the practice squad.
- 4 Signed TE **MyCole Pruitt** to the practice squad.
- 8 Waived ILB **Ben Heeney** from the Reserve/Injured list with an injury settlement.
- 12 Signed free agent CB **Shareece Wright** to the active roster.
- 12 Signed T **Roderick Johnson** to the active roster from the practice squad.
- 12 Placed T **Seantrel Henderson** and CB **Kevin Johnson** on the Reserve/Injured list.
- 12 Signed CB **Breon Borders**, WR **Malachi Dupre** and T **David Sharpe** to the practice squad.
- 12 Released NT **Darius Kilgo** off of the practice squad.
- 12 Waived TE **Jevoni Robinson** from the Reserve/Injured list with an injury settlement.
- 18 Signed WR **Isaac Whitney** to the practice squad.
- 18 Released WR **Malachi Dupre** off of the practice squad.
- 25 Signed OLB **Daeshon Hall** to the active roster from the San Francisco 49ers practice squad.
- 25 Signed T **David Sharpe** to the active roster from the practice squad.
- 25 Signed WR **Malachi Dupre** to the practice squad.
- 25 Placed ILB **Dylan Cole** and WR **Bruce Ellington** on the Reserve/Injured list.

OCTOBER

- 2 Signed ILB **Tyrell Adams** and WR **Cyril Grayson Jr.** to the practice squad.
- 2 Placed WR **Jester Weah** on the Practice Squad;Injured list.
- 2 Released CB **Breon Borders** from the practice squad.
- 4 Waived T **Roderick Johnson** from the active roster.
- 6 Signed ILB **Tyrell Adams** to the active roster from the practice squad.
- 6 Signed T **Roderick Johnson** to the practice squad.
- 9 Signed S **Mike Tyson** to the active roster from the practice squad.
- 9 Signed CB **Robert Jackson** to the practice squad.
- 9 Placed CB **Kayvon Webster** on the Reserve/Injured list.
- 10 Signed TE **Jerrell Adams** to the practice squad.
- 17 Activated 21-day practice window for S **Andre Hal** to return from the Reserve/Non-Football Illness list.
- 17 Signed RB **Josh Ferguson** to the practice squad.
- 17 Released CB **Robert Jackson** from the practice squad.
- 20 Activated S **Andre Hal** off the Reserve/Non-Football Illness list.
- 20 Waived OLB **Daeshon Hall**.
- 22 Signed ILB **Josh Keyes**.
- 22 Waived-injured ILB **Tyrell Adams**.
- 23 Signed OLB **Daeshon Hall** to the practice squad.
- 23 Released RB **Josh Ferguson** from the practice squad.
- 24 Waived ILB **Tyrell Adams** from the Reserve/Injured list with an injury settlement.
- 30 Acquired WR **Demaryius Thomas** and a 2019 seventh-round pick from the Denver Broncos in exchange for a 2019 fourth-round pick and seventh-round pick.
- 30 Placed WR **Will Fuller V** on the Reserve/Injured list.
- 30 Signed WR **Steven Mitchell Jr.** to the practice squad.
- 30 Release WR **Cyril Grayson Jr.** from the practice squad.
- 31 Signed WR **Deante Burton** to the active roster off the Atlanta Falcons practice squad.
- 31 Waived T **David Sharpe** from the active roster.
- 31 Waived WR **Bruce Ellington** from the Reserve/Injured list.

NOVEMBER

- 7 Claimed WR **DeAndre Carter** off waivers from the Philadelphia Eagles.
- 7 Waived RB **Tyler Ervin** from the active roster.
- 12 Signed RB **Josh Ferguson** to the practice squad.
- 12 Released WR **Malachi Dupre** off of the practice squad.
- 14 Activated 21-day practice window for RB **D'Onta Foreman** to return from the Reserve/Physically Unable to Perform list.
- 20 Signed T **David Steinmetz** to the practice squad.
- 20 Released CB **Andre Chachere** off of the practice squad.
- 21 Activated 21-day practice window for ILB **Dylan Cole** to return from the Reserve/Injured list.
- 27 Activated ILB **Dylan Cole** off the Reserve/Injured list.
- 27 Waived ILB **Josh Keyes** from the active roster.

TEXANS ALPHA ROSTER



NO.	NAME	POS	HT	WT	AGE	NFL EXP	COLLEGE	HOMETOWN	HOW ACQUIRED
88	Akins, Jordan	TE	6-4	243	26	R	Central Florida	Locust Grove, Ga.	D3c-'18
23	Bademosi, Johnson	CB	6-0	219	28	7	Stanford	Silver Spring, Md.	UFA-'18 (NE)
97	Blackson, Angelo	DE	6-4	319	25	4	Auburn	Bear, Del.	FA-'17
28	Blue, Alfred	RB	6-2	229	27	5	LSU	Boutte, La.	D6b-'14
39	Burton, Deante	CB	6-2	205	24	1	Kansas State	Manhattan, Kan.	FA-'18
14	Carter, DeAndre	WR	5-8	190	25	1	Sacramento State	San Jose, Calif.	W-'18 (PHI)
90	Clowney, Jadeveon	DE/OLB	6-5	255	25	5	South Carolina	Rock Hill, S.C.	D1-'14
18	Coates Jr., Sammie	WR	6-1	213	25	4	Auburn	Leroy, Ala.	W-'18 (CLE)
51	Cole, Dylan	ILB	6-0	237	24	2	Missouri State	Springfield, Mo.	CFA-'17
22	Colvin, Aaron	CB	6-0	191	27	5	Oklahoma	Tulsa, Okla.	UFA-'18 (JAX)
16	Coutee, Keke	WR	5-11	187	21	R	Texas Tech	Lufkin, Texas	D4-'18
95	Covington, Christian	DE	6-2	310	25	4	Rice	Vancouver, B.C., Canada	D6b-'15
41	Cunningham, Zach	ILB	6-3	238	23	2	Vanderbilt	Pinson, Ala.	D2-'17
8	Daniel, Trevor	P	6-1	231	23	R	Tennessee	Dickson, Tenn.	CFA-'18
70	Davenport, Juliën	T	6-7	325	23	2	Bucknell	Paulsboro, N.J.	D4a-'17
92	Dunn, Brandon	NT	6-2	310	26	3	Louisville	Louisville, Ky.	FA-'15
53	Ejiofor, Duke	OLB	6-4	255	23	R	Wake Forest	Houston, Texas	D6a-'18
7	Fairbairn, Ka'imi	K	6-0	183	24	3	UCLA	Kailua, Hawaii	CFA-'16
73	Fulton, Zach	C/G	6-5	321	27	5	Tennessee	Homewood, Ill.	UFA-'18 (KC)
84	Griffin, Ryan	TE	6-6	264	28	6	Connecticut	Londonderry, N.H.	D6d-'13
29	Hal, Andre	S	5-10	184	26	5	Vanderbilt	Port Allen, La.	D7a-'14
93	Heath, Joel	DE	6-6	302	25	3	Michigan State	Cincinnati, Ohio	CFA-'16
10	Hopkins, DeAndre	WR	6-1	212	26	6	Clemson	Central, S.C.	D1-'13
38	Howell, Buddy	RB	6-1	218	22	R	Florida Atlantic	Coconut Grove, Fla.	W-'18 (MIA)
25	Jackson, Kareem	CB/S	5-10	183	30	9	Alabama	Macon, Ga.	D1-'10
31	Jamerson, Natrell	CB	6-0	200	22	R	Wisconsin	Ocala, Fla.	W-'18 (NO)
24	Joseph, Johnathan	CB	5-11	186	34	13	South Carolina	Rock Hill, S.C.	UFA-'11 (CIN)
58	Kalambayi, Peter	ILB	6-3	254	23	R	Stanford	Matthews, N.C.	D6c-'18
64	Kelemete, Senio	G	6-3	301	28	6	Washington	Seattle, Wash.	UFA-'18 (NO)
74	Lamm, Kendall	T	6-6	299	26	4	Appalachian State	Charlotte, N.C.	CFA-'15
65	Mancz, Greg	C/G	6-4	302	26	4	Toledo	Cincinnati, Ohio	CFA-'15
66	Martin, Nick	C	6-4	295	25	3	Notre Dame	Indianapolis, Ind.	D2-'16
32	Mathieu, Tyrann	S	5-9	190	26	6	LSU	New Orleans, La.	FA-'18
55	McKinney, Benardrick	ILB	6-4	257	25	4	Mississippi State	Tunica, Miss.	D2-'15
59	Mercilus, Whitney	OLB	6-4	258	28	7	Illinois	Akron, Ohio	D1-'12
26	Miller, Lamar	RB	5-10	221	27	7	Miami (Fla.)	Miami, Fla.	UFA-'16 (MIA)
33	Moore, A.J.	S	5-11	200	22	R	Mississippi	Bassford, Miss.	W-'18 (NE)
52	Peters, Brian	ILB	6-4	237	30	4	Northwestern	Pickerington, Ohio	FA-'15
75	Rankin, Martin	T	6-5	311	24	R	Mississippi State	Mendenhall, Miss.	D3b-'18
98	Reader, D.J.	DE/NT	6-3	347	24	3	Clemson	Greensboro, N.C.	D5b-'16
20	Reid, Justin	S	6-1	203	21	R	Stanford	Prairieville, La.	D3a-'18
57	Scarlett, Brennan	OLB	6-4	263	25	3	Stanford	Portland, Ore.	CFA-'16
17	Smith, Vyncint	WR	6-3	202	22	R	Limestone	Columbia, S.C.	CFA-'18
87	Thomas, Demaryius	WR	6-3	229	30	9	Georgia Tech	Montrose, Ga.	T-'18 (DEN)
83	Thomas, Jordan	TE	6-5	277	22	R	Mississippi State	Sumrall, Miss.	D6b-'18
34	Tyson, Mike	S	6-2	200	25	1	Cincinnati	Norfolk, Va.	FA-'18
91	Watkins, Carlos	DE	6-3	297	24	2	Clemson	Mooresboro, N.C.	D4b-'17
4	Watson, Deshaun	QB	6-2	215	23	2	Clemson	Gainesville, Ga.	D1-'17
99	Watt, J.J.	DE	6-5	288	29	8	Wisconsin	Pewaukee, Wis.	D1-'11
5	Webb III, Joe	QB	6-4	231	31	9	Alabama-Birmingham	Birmingham, Ala.	UFA-'18 (BUF)
3	Weeden, Brandon	QB	6-3	227	35	7	Oklahoma State	Oklahoma City, Okla.	UFA-'18 (TEN)
46	Weeks, Jon	LS	5-10	242	32	9	Baylor	Bethpage, N.Y.	FA-'10
43	Wright, Shareece	CB	5-11	184	31	8	Southern California	Colton, Calif.	FA-'18

Practice Squad (10)

89	Adams, Jerell	TE	6-5	254	25	3	South Carolina	Pinewood, S.C.	FA-'18
48	Bellamy, Davin	OLB	6-5	259	23	R	Georgia	Chamblee, Ga.	CFA-'18
40	Ferguson, Josh	RB	5-10	205	25	3	Illinois	Naperville, Ill.	FA-'18
61	Fuller, Kyle	C/G	6-5	320	24	2	Baylor	Wylie, Texas	D7-'17
54	Hall, Daeshon	OLB	6-5	265	23	2	Texas A&M	Lancaster, Texas	FA-'18
63	Johnson, Roderick	T	6-6	306	22	2	Florida State	Florissant, Mo.	W-'18 (CLE)
11	Mitchell Jr., Steven	WR	5-10	186	24	R	Southern California	Pasadena, Calif.	FA-'18
62	Slade, Chad	G/T	6-5	321	26	2	Auburn	Moody, Ala.	CFA-'15
79	Steinmetz, David	T	6-8	321	23	R	Purdue	Grafton, Mass.	FA-'18
19	Whitney, Isaac	WR	6-2	204	24	1	Southern California	Moore, Okla.	FA-'18

Practice Squad/Injured (1)

86	Weah, Jester	WR	6-3	209	23	R	Pittsburgh	Madison, Wis.	CFA-'18
----	--------------	----	-----	-----	----	---	------------	---------------	---------

Reserve/Injured (5)

15	Fuller V, Will ^	WR	6-0	184	24	3	Notre Dame	Philadelphia, Pa.	D1-'16
76	Henderson, Seantrel ^	T	6-7	351	26	5	Miami (Fla.)	St. Paul, Minn.	UFA-'18 (BUF)
30	Johnson, Kevin ^	CB	6-0	182	26	4	Wake Forest	Clarksville, Md.	D1-'15
35	Kelly Jr., Jermaine ^	CB	6-1	204	23	R	San Jose State	Los Angeles, Calif.	D7-'18
36	Webster, Kayvon ^	CB	5-11	193	27	6	South Florida	Opa-Locka, Fla.	FA-'18

Reserve/Physically Unable to Perform (1)

27	Foreman, D'Onta #	RB	6-1	236	22	2	Texas	Texas City, Texas	D3-'17
----	-------------------	----	-----	-----	----	---	-------	-------------------	--------

COACHING ROSTER

COACH	POSITION
Bill O'Brien	Head Coach
Romeo Crennel	Assistant Head Coach / Defensive Coordinator
Brad Seely	Special Teams Coordinator
Danny Barrett	Running Backs
Mike Devlin	Offensive Line
Mike Eubanks	Assistant Strength & Conditioning
Jason George	Assistant Strength & Conditioning
Tim Kelly	Tight Ends
Bobby King	Inside Linebackers
Will Lawing	Offensive Asst. / Offensive Line
D'Anton Lynn	Assistant Secondary
Anthony Midget	Secondary
Matt O'Donnell	Defensive Quality Control
John Pagano	Senior Defensive Assistant / Outside Linebackers
John Perry	Wide Receivers
Luke Richesson	Sr. Director of Sports Performance
Sean Ryan	Quarterbacks
Tracy Smith	Assistant Special Teams
Billy Voltaire	Assistant Strength & Conditioning / Performance Therapist
Anthony Weaver	Defensive Line
Wes Welker	Offensive / Special Teams Asst.

PRONUNCIATION GUIDE

PLAYER	
Jordan Akins	A-kins
Johnson Bademosi	bad-uh-MOE-see
Jadeveon Clowney	juh-DEV-ee-on
Keke Coutee	Q-T
Juliën Davenport	jew-lee-OWN
Duke Ejiofor	EDGE-eh-for
Ka'imi Fairbairn	kuh-EE-me FAIR-bairn
D'Onta Foreman	dee-ON-tay
DeAndre Hopkins	dee-ANDRE
Natrell Jamerson	nuh-TRELL JAY-mer-sin
Peter Kalambayi	cal-am-BYE-ee
Senio Kelemete	seh-NEEL kel-uh-MET-tay
D'Anton Lynn	DAN-tin
Tyrann Mathieu	TY-run MATH-you
Whitney Mercilus	MER-sih-lus
Martinas Rankin	Mar-TEE-nus
Vyncint Smith	Vincent
Demaryius Thomas	duh-MARE-ee-us

HOW ACQUIRED KEY

CFA	College Free Agent
D	Draft Pick
FA	Free Agent
T	Trade
UFA	Unrestricted Free Agent
W	Waivers
()	Previous Team

^ - Eligible to return to active roster during 2018 season

- Activated 21-day practice window

TEXANS NUMERIC ROSTER



NO.	NAME	POS	HT	WT	AGE	NFL EXP	COLLEGE	HOMETOWN	HOW ACQUIRED
3	Brandon Weeden	QB	6-3	227	35	7	Oklahoma State	Oklahoma City, Okla.	UFA-'18 (TEN)
4	Deshawn Watson	QB	6-2	215	23	2	Clemson	Gainesville, Ga.	D1-'17
5	Joe Webb III	QB	6-4	231	31	9	Alabama-Birmingham	Birmingham, Ala.	UFA-'18 (BUF)
7	Ka'imi Fairbairn	K	6-0	183	24	3	UCLA	Kailua, Hawaii	CFA-'16
8	Trevor Daniel	P	6-1	231	23	R	Tennessee	Dickson, Tenn.	CFA-'18
10	DeAndre Hopkins	WR	6-1	212	26	6	Clemson	Central, S.C.	D1-'13
14	DeAndre Carter	WR	5-8	190	25	1	Sacramento State	San Jose, Calif.	W-'18 (PHI)
16	Keke Coutee	WR	5-11	187	21	R	Texas Tech	Lufkin, Texas	D4-'18
17	Vyncint Smith	WR	6-3	202	22	R	Limestone	Columbia, S.C.	CFA-'18
18	Sammie Coates Jr.	WR	6-1	213	25	4	Auburn	Leroy, Ala.	W-'18 (CLE)
20	Justin Reid	S	6-1	203	21	R	Stanford	Prairieville, La.	D3a-'18
22	Aaron Colvin	CB	6-0	191	27	5	Oklahoma	Tulsa, Okla.	UFA-'18 (JAX)
23	Johnson Bademosi	CB	6-0	219	28	7	Stanford	Silver Spring, Md.	UFA-'18 (NE)
24	Johnathan Joseph	CB	5-11	186	34	13	South Carolina	Rock Hill, S.C.	UFA-'11 (CIN)
25	Kareem Jackson	CB/S	5-10	183	30	9	Alabama	Macon, Ga.	D1-'10
26	Lamar Miller	RB	5-10	221	27	7	Miami (Fla.)	Miami, Fla.	UFA-'16 (MIA)
28	Alfred Blue	RB	6-2	229	27	5	LSU	Boutte, La.	D6b-'14
29	Andre Hal	S	5-10	184	26	5	Vanderbilt	Port Allen, La.	D7a-'14
31	Natrell Jamerson	CB	6-0	200	22	R	Wisconsin	Ocala, Fla.	W-'18 (NO)
32	Tyrann Mathieu	S	5-9	190	26	6	LSU	New Orleans, La.	FA-'18
33	A.J. Moore	S	5-11	200	22	R	Mississippi	Bassford, Miss.	W-'18 (NE)
34	Mike Tyson	S	6-2	200	25	1	Cincinnati	Norfolk, Va.	FA-'18
38	Buddy Howell	RB	6-1	218	22	R	Florida Atlantic	Coconut Grove, Fla.	W-'18 (MIA)
39	Deante Burton	CB	6-2	205	24	1	Kansas State	Manhattan, Kan.	FA-'18
41	Zach Cunningham	ILB	6-3	238	23	2	Vanderbilt	Pinson, Ala.	D2-'17
43	Shareece Wright	CB	5-11	184	31	8	Southern California	Colton, Calif.	FA-'18
46	Jon Weeks	LS	5-10	242	32	9	Baylor	Bethpage, N.Y.	FA-'10
51	Dylan Cole	ILB	6-0	237	24	2	Missouri State	Springfield, Mo.	CFA-'17
52	Brian Peters	ILB	6-4	237	30	4	Northwestern	Pickerington, Ohio	FA-'15
53	Duke Ejirofor	OLB	6-4	255	23	R	Wake Forest	Houston, Texas	D6a-'18
55	Benardrick McKinney	ILB	6-4	257	25	4	Mississippi State	Tunica, Miss.	D2-'15
57	Brennan Scarlett	OLB	6-4	263	25	3	Stanford	Portland, Ore.	CFA-'16
58	Peter Kalambayi	ILB	6-3	254	23	R	Stanford	Matthews, N.C.	D6c-'18
59	Whitney Mercilus	OLB	6-4	258	28	7	Illinois	Akron, Ohio	D1-'12
64	Senio Kelemete	G	6-3	301	28	6	Washington	Seattle, Wash.	UFA-'18 (NO)
65	Greg Mancz	C/G	6-4	302	26	4	Toledo	Cincinnati, Ohio	CFA-'15
66	Nick Martin	C	6-4	295	25	3	Notre Dame	Indianapolis, Ind.	D2-'16
70	Julián Davenport	T	6-7	325	23	2	Bucknell	Paulsboro, N.J.	D4a-'17
73	Zach Fulton	C/G	6-5	321	27	5	Tennessee	Homewood, Ill.	UFA-'18 (KC)
74	Kendall Lamm	T	6-6	299	26	4	Appalachian State	Charlotte, N.C.	CFA-'15
75	Martinas Rankin	T	6-5	311	24	R	Mississippi State	Mendenhall, Miss.	D3b-'18
83	Jordan Thomas	TE	6-5	277	22	R	Mississippi State	Sumrall, Miss.	D6b-'18
84	Ryan Griffin	TE	6-6	264	28	6	Connecticut	Londonderry, N.H.	D6d-'13
87	Demaryius Thomas	WR	6-3	229	30	9	Georgia Tech	Montrose, Ga.	T-'18 (DEN)
88	Jordan Akins	TE	6-4	243	26	R	Central Florida	Locust Grove, Ga.	D3c-'18
90	Jadeveon Clowney	DE/OLB	6-5	255	25	5	South Carolina	Rock Hill, S.C.	D1-'14
91	Carlos Watkins	DE	6-3	297	24	2	Clemson	Mooresboro, N.C.	D4b-'17
92	Brandon Dunn	NT	6-2	310	26	3	Louisville	Louisville, Ky.	FA-'15
93	Joel Heath	DE	6-6	302	25	3	Michigan State	Cincinnati, Ohio	CFA-'16
95	Christian Covington	DE	6-2	310	25	4	Rice	Vancouver, BC, Canada	D6b-'15
97	Angelo Blackson	DE	6-4	319	25	4	Auburn	Bear, Del.	FA-'17
98	D.J. Reader	DE/NT	6-3	347	24	3	Clemson	Greensboro, N.C.	D5b-'16
99	J.J. Watt	DE	6-5	288	29	8	Wisconsin	Pewaukee, Wis.	D1-'11

Practice Squad (10)

11	Steven Mitchell Jr.	WR	5-10	186	24	R	Southern California	Pasadena, Calif.	FA-'18
19	Isaac Whitney	WR	6-2	204	24	1	Southern California	Moore, Okla.	FA-'18
40	Josh Ferguson	RB	5-10	205	25	3	Illinois	Naperville, Ill.	FA-'18
48	Davin Bellamy	OLB	6-5	259	23	R	Georgia	Chamblee, Ga.	CFA-'18
54	Daeshon Hall	OLB	6-5	265	23	2	Texas A&M	Lancaster, Texas	FA-'18
61	Kyle Fuller	C/G	6-5	320	24	2	Baylor	Wylie, Texas	D7-'17
62	Chad Slade	G/T	6-5	321	26	2	Auburn	Moody, Ala.	CFA-'15
63	Roderick Johnson	T	6-6	306	22	2	Florida State	Florissant, Mo.	W-'18 (CLE)
79	David Steinmetz	T	6-8	321	23	R	Purdue	Grafton, Mass.	FA-'18
89	Jerrell Adams	TE	6-5	254	25	3	South Carolina	Pinewood, S.C.	FA-'18

Practice Squad/Injured (1)

86	Jester Weah	WR	6-3	209	23	R	Pittsburgh	Madison, Wis.	CFA-'18
----	-------------	----	-----	-----	----	---	------------	---------------	---------

Reserve/Injured (5)

15	Will Fuller V ^	WR	6-0	184	24	3	Notre Dame	Philadelphia, Pa.	D1-'16
30	Kevin Johnson ^	CB	6-0	182	26	4	Wake Forest	Clarksville, Md.	D1-'15
35	Jermaine Kelly Jr. ^	CB	6-1	204	23	R	San Jose State	Los Angeles, Calif.	D7-'18
36	Kayvon Webster ^	CB	5-11	193	27	6	South Florida	Opa-Locka, Fla.	FA-'18
76	Seantrel Henderson ^	T	6-7	351	26	5	Miami (Fla.)	St. Paul, Minn.	UFA-'18 (BUF)

Reserve/Physically Unable to Perform (1)

27	D'Onta Foreman #	RB	6-1	236	22	2	Texas	Texas City, Texas	D3-'17
----	------------------	----	-----	-----	----	---	-------	-------------------	--------

COACHING ROSTER

COACH	POSITION
Bill O'Brien	Head Coach
Romeo Crennel	Assistant Head Coach / Defensive Coordinator
Brad Seely	Special Teams Coordinator
Danny Barrett	Running Backs
Mike Devlin	Offensive Line
Mike Eubanks	Assistant Strength & Conditioning
Jason George	Assistant Strength & Conditioning
Tim Kelly	Tight Ends
Bobby King	Inside Linebackers
Will Lawing	Offensive Asst. / Offensive Line
D'Anton Lynn	Assistant Secondary
Anthony Midget	Secondary
Matt O'Donnell	Defensive Quality Control
John Pagano	Senior Defensive Assistant / Outside Linebackers
John Perry	Wide Receivers
Luke Richesson	Sr. Director of Sports Performance
Sean Ryan	Quarterbacks
Tracy Smith	Assistant Special Teams
Billy Voltaire	Assistant Strength & Conditioning / Performance Therapist
Anthony Weaver	Defensive Line
Wes Welker	Offensive / Special Teams Asst.

PRONUNCIATION GUIDE

PLAYER	
Jordan Akins	A-kins
Johnson Bademosi	bad-uh-MOE-see
Jadeveon Clowney	juh-DEV-ee-on
Keke Coutee	Q-T
Julián Davenport	jew-lee-OWN
Duke Ejirofor	EDGE-eh-for
Ka'imi Fairbairn	kuh-EE-me FAIR-bairn
D'Onta Foreman	dee-ON-tay
DeAndre Hopkins	dee-ANDRE
Natrell Jamerson	nuh-TRELL JAY-mer-sin
Peter Kalambayi	cal-am-BYE-ee
Senio Kelemete	seh-NEEL kel-uh-MET-tay
D'Anton Lynn	DAN-tin
Tyrann Mathieu	TY-run MATH-you
Whitney Mercilus	MER-sih-lus
Martinas Rankin	Mar-TEE-nus
Vyncint Smith	Vincent
Demaryius Thomas	duh-MARE-ee-us

HOW ACQUIRED KEY

CFA	College Free Agent
D	Draft Pick
FA	Free Agent
T	Trade
UFA	Unrestricted Free Agent
W	Waivers
()	Previous Team

^ - Eligible to return to active roster during 2018 season
- Activated 21-day practice window

TEXANS ROSTER BY POSITION

QUARTERBACKS (3)								
NO. NAME	POS.	HT.	WT.	AGE	EXP.	COLLEGE	HOMETOWN	HOW ACQ.
3 Weeden, Brandon	QB	6-3	227	35	7	Oklahoma State	Oklahoma City, Okla.	UFA-'18 (TEN)
4 Watson, Deshaun	QB	6-2	215	23	2	Clemson	Gainesville, Ga.	D1-'17
5 Webb III, Joe	QB	6-4	231	32	9	Alabama-Birmingham	Birmingham, Ala.	UFA-'18 (BUF)
RUNNING BACKS (5)								
NO. NAME	POS.	HT.	WT.	AGE	EXP.	COLLEGE	HOMETOWN	HOW ACQ.
26 Miller, Lamar	RB	5-10	221	27	7	Miami (Fla.)	Miami, Fla.	UFA-'16 (MIA)
27 Foreman, D'Onta (R/PUP)	RB	6-1	236	22	2	Texas	Texas City, Texas	D3-'17
28 Blue, Alfred	RB	6-2	229	27	5	LSU	Boutte, La.	D6b-'14
38 Howell, Buddy	RB	6-1	218	22	R	Florida Atlantic	Coconut Grove, Fla.	W-'18 (MIA)
40 Ferguson, Josh (PS)	RB	5-10	205	25	3	Illinois	Naperville, Ill.	FA-'18
WIDE RECEIVERS (10)								
NO. NAME	POS.	HT.	WT.	AGE	EXP.	COLLEGE	HOMETOWN	HOW ACQ.
10 Hopkins, DeAndre	WR	6-1	212	26	6	Clemson	Central, S.C.	D1-'13
11 Mitchell Jr., Steven (PS)	WR	5-10	186	24	R	Southern California	Pasadena, Calif.	FA-'18
14 Carter, DeAndre	WR	5-8	190	25	1	Sacramento State	San Jose, Calif.	W-'18 (PHI)
15 Fuller V, Will (IR)	WR	6-0	184	24	3	Notre Dame	Philadelphia, Pa.	D1-'16
16 Coutee, Keke	WR	5-11	187	21	R	Texas Tech	Lufkin, Texas	D4-'18
17 Smith, Vyncint	WR	6-3	202	22	R	Limestone	Columbia, S.C.	CFA-'18
18 Coates Jr., Sammie	WR	6-1	213	25	4	Auburn	Leroy, Ala.	W-'18 (CLE)
19 Whitney, Isaac (PS)	WR	6-2	204	24	1	Southern California	Moore, Okla.	FA-'18
86 Weah, Jester (PSI)	WR	6-3	209	23	R	Pittsburgh	Madison, Wis.	CFA-'18
87 Thomas, Demaryius	WR	6-3	229	30	9	Georgia Tech	Montrose, Ga.	T-'18 (DEN)
TIGHT ENDS (4)								
NO. NAME	POS.	HT.	WT.	AGE	EXP.	COLLEGE	HOMETOWN	HOW ACQ.
83 Thomas, Jordan	TE	6-5	277	22	R	Mississippi State	Sumrall, Miss.	D6b-'18
84 Griffin, Ryan	TE	6-6	264	28	6	Connecticut	Londonderry, N.H.	D6d-'13
88 Akins, Jordan	TE	6-4	243	26	R	Central Florida	Locust Grove, Ga.	D3c-'18
89 Adams, Jerrell (PS)	TE	6-5	254	25	3	South Carolina	Pinewood, S.C.	FA-'18
OFFENSIVE LINE (12)								
NO. NAME	POS.	HT.	WT.	AGE	EXP.	COLLEGE	HOMETOWN	HOW ACQ.
61 Fuller, Kyle (PS)	C	6-5	320	24	2	Baylor	Wylie, Texas	D7-'17
62 Slade, Chad (PS)	G	6-5	321	26	2	Auburn	Moody, Ala.	CFA-'15
63 Johnson, Roderick (PS)	T	6-6	306	23	2	Florida State	Florissant, Mo.	W-'18 (CLE)
64 Kelemete, Senio	G	6-3	301	28	6	Washington	Seattle, Wash.	UFA-'18 (NO)
65 Mancz, Greg	C	6-4	302	26	4	Toledo	Cincinnati, Ohio	CFA-'15
66 Martin, Nick	C	6-4	295	25	3	Notre Dame	Indianapolis, Ind.	D2-'16
70 Davenport, Julién	T	6-7	325	23	2	Bucknell	Paulsboro, N.J.	D4a-'17
73 Fulton, Zach	C	6-5	321	27	5	Tennessee	Homewood, Ill.	UFA-'18 (KC)
74 Lamm, Kendall	T	6-6	299	26	4	Appalachian State	Charlotte, N.C.	CFA-'15
75 Rankin, Martinas	T	6-5	311	24	R	Mississippi State	Mendenhall, Miss.	D3b-'18
76 Henderson, Seantrel (IR)	T	6-7	351	26	5	Miami (Fla.)	St. Paul, Minn.	UFA-'18 (BUF)
79 Steinmetz, David (PS)	T	6-8	321	23	R	Purdue	Grafton, Mass.	FA - '18
LINEBACKERS (10)								
NO. NAME	POS.	HT.	WT.	AGE	EXP.	COLLEGE	HOMETOWN	HOW ACQ.
41 Cunningham, Zach	ILB	6-3	238	24	2	Vanderbilt	Pinson, Ala.	D2-'17
48 Bellamy, Davin (PS)	OLB	6-5	259	23	R	Georgia	Chamblee, Ga.	CFA-'18
51 Cole, Dylan	ILB	6-0	237	24	2	Missouri State	Springfield, Mo.	CFA-'17
52 Peters, Brian	ILB	6-4	237	30	4	Northwestern	Pickerington, Ohio	FA-'15
53 Ejiofor, Duke	OLB	6-4	255	23	R	Wake Forest	Houston, Texas	D6a-'18
54 Hall, Daeshon (PS)	OLB	6-5	265	23	2	Texas A&M	Lancaster, Texas	FA-'18
55 McKinney, Benardrick	ILB	6-4	257	26	4	Mississippi State	Tunica, Miss.	D2-'15
57 Scarlett, Brennan	OLB	6-4	263	25	3	Stanford	Portland, Ore.	CFA-'16
58 Kalambayi, Peter	ILB	6-3	254	23	R	Stanford	Matthews, N.C.	D6c-'18
59 Mercilus, Whitney	OLB	6-4	258	28	7	Illinois	Akron, Ohio	D1-'12
DEFENSIVE BACKS (15)								
NO. NAME	POS.	HT.	WT.	AGE	EXP.	COLLEGE	HOMETOWN	HOW ACQ.
20 Reid, Justin	S	6-1	203	21	R	Stanford	Prairieville, La.	D3a-'18
22 Colvin, Aaron	CB	6-0	191	27	5	Oklahoma	Tulsa, Okla.	UFA-'18 (JAX)
23 Bademosi, Johnson	CB	6-0	219	28	7	Stanford	Silver Spring, Md.	UFA-'18 (NE)
24 Joseph, Johnathan	CB	5-11	186	34	13	South Carolina	Rock Hill, S.C.	UFA-'11 (CIN)
25 Jackson, Kareem	CB	5-10	183	30	9	Alabama	Macon, Ga.	D1-'10
29 Hal, Andre	S	5-10	184	26	5	Vanderbilt	Port Allen, La.	D7a-'14
30 Johnson, Kevin (IR)	CB	6-0	182	26	4	Wake Forest	Clarksville, Md.	D1-'15
31 Jamerson, Natrell	CB	6-0	200	22	R	Wisconsin	Ocala, Fla.	W-'18 (NO)
32 Mathieu, Tyrann	S	5-9	190	26	6	LSU	New Orleans, La.	FA-'18
33 Moore, A.J.	S	5-11	200	22	R	Mississippi	Bassfield, Miss.	W-'18 (NE)
34 Tyson, Mike	S	6-2	200	25	1	Cincinnati	Norfolk, Va.	FA-'18
35 Kelly Jr., Jermaine (IR)	CB	6-1	204	23	R	San Jose State	Los Angeles, Calif.	D7-'18
36 Webster, Kayvon (IR)	CB	5-11	193	27	6	South Florida	Opa-Locka, Fla.	FA-'18
39 Burton, Deante	CB	6-2	205	24	1	Kansas State	Manhattan, Kan.	FA-'18
43 Wright, Shareece	CB	5-11	184	31	8	Southern California	Colton, Calif.	FA-'18
DEFENSIVE LINE (8)								
NO. NAME	POS.	HT.	WT.	AGE	EXP.	COLLEGE	HOMETOWN	HOW ACQ.
90 Clowney, Jadeveon	DE	6-5	255	25	5	South Carolina	Rock Hill, S.C.	D1-'14
91 Watkins, Carlos	DE	6-3	297	24	2	Clemson	Mooresboro, N.C.	D4b-'17
92 Dunn, Brandon	NT	6-2	310	26	3	Louisville	Louisville, Ky.	FA-'15
93 Heath, Joel	DE	6-6	302	25	3	Michigan State	Cincinnati, Ohio	CFA-'16
95 Covington, Christian	DE	6-2	310	25	4	Rice	Vancouver, BC, Canada	D6b-'15
97 Blackson, Angelo	DE	6-4	319	26	4	Auburn	Bear, Del.	FA-'17
98 Reader, D.J.	DE	6-3	347	24	3	Clemson	Greensboro, N.C.	D5b-'16
99 Watt, J.J.	DE	6-5	288	29	8	Wisconsin	Pewaukee, Wis.	D1-'11
SPECIALISTS (3)								
NO. NAME	POS.	HT.	WT.	AGE	EXP.	COLLEGE	HOMETOWN	HOW ACQ.
7 Fairbairn, Ka'imi	K	6-0	183	24	3	UCLA	Kailua, Hawaii	CFA-'16
8 Daniel, Trevor	P	6-1	231	23	R	Tennessee	Dickson, Tenn.	CFA-'18
46 Weeks, Jon	LS	5-10	242	32	9	Baylor	Bethpage, N.Y.	FA-'10

2018 TEXANS PARTICIPATION

PLAYERS	@ NE 9/9	@ TEN 9/16	NYG 9/23	@ IND 9/30	DAL 10/7	BUF 10/14	@ JAX 10/21	MIA 10/25	@ DEN 11/4	@ WAS 11/18	TEN 11/26	CLE 12/2	IND 12/9	@ NYJ 12/15	@ PHI 12/23	JAX 12/30	GP/GS GP/GS	DNP/IA DNP/IA
Akins, Jordan	GP	GP	GP	GP	GP	GP	TE	TE	TE	GP	GP	GP	-	-	-	-	12/3	0/0
Bademosi, Johnson	GP	GP	GP	GP	GP	GP	GP	GP	GP	GP	GP	GP	-	-	-	-	12/0	0/0
Blackson, Angelo	GP	GP	GP	DE	DE	GP	GP	GP	GP	GP	GP	GP	-	-	-	-	12/2	0/0
Blue, Alfred	GP	GP	GP	GP	RB	GP	GP	GP	GP	GP	GP	GP	-	-	-	-	12/1	0/0
Burton, Deante	^	^	^	^	^	^	^	^	IA	IA	IA	IA	-	-	-	-	0/0	0/4
Carter, DeAndre	^	^	^	^	^	^	^	^	^	GP	GP	WR	-	-	-	-	3/1	0/0
Clowney, Jadeveon	JACK	IA	JACK	JACK	JACK	JACK	JACK	JACK	GP	JACK	JACK	JACK	-	-	-	-	11/10	0/1
Coates Jr., Sammie	GP	IA	IA	GP	GP	GP	GP	GP	GP	GP	GP	GP	-	-	-	-	10/0	0/2
Cole, Dylan	GP	GP	GP	IR	IR	IR	IR	IR	IR	IR	IR	GP	-	-	-	-	4/0	0/0
Colvin, Aaron	GP	GP	CB	CB	IA	IA	IA	IA	IA	IA	GP	GP	-	-	-	-	6/2	0/6
Coutee, Keke	IA	IA	IA	GP	WR	GP	GP	IA	IA	WR	GP	IA	-	-	-	-	6/2	0/6
Covington, Christian	DE	IA	DE	IA	IA	IA	GP	GP	GP	GP	GP	GP	-	-	-	-	8/2	0/4
Cunningham, Zach	WILL	WILL	WILL	WILL	WILL	WILL	WILL	WILL	IA	IA	WILL	WILL	-	-	-	-	10/10	0/2
Daniel, Trevor	GP	GP	GP	GP	GP	GP	GP	GP	GP	GP	GP	GP	-	-	-	-	12/0	0/0
Davenport, Julián	LT	RT	RT	GP	LT	LT	LT	LT	LT	LT	LT	LT	-	-	-	-	12/11	0/0
Dunn, Brandon	GP	NT	GP	GP	GP	NT	NT	NT	NT	NT	NT	NT	-	-	-	-	12/8	0/0
Ejirofor, Duke	IA	GP	GP	GP	GP	GP	GP	GP	GP	IA	IA	IA	-	-	-	-	8/0	0/4
Fairbairn, Ka'imi	GP	GP	GP	GP	GP	GP	GP	GP	GP	GP	GP	GP	-	-	-	-	12/0	0/0
Fulton, Zach	RG	RG	RG	RG	RG	RG	IA	IA	RG	RG	RG	RG	-	-	-	-	10/10	0/2
Griffin, Ryan	TE	TE	TE	TE	TE	TE	IA	IA	GP	GP	TE	TE	-	-	-	-	10/8	0/2
Hal, Andre	R/NFILL	R/NFILL	R/NFILL	R/NFILL	R/NFILL	R/NFILL	S	IA	IA	GP	GP	GP	-	-	-	-	4/1	0/2
Heath, Joel	IA	GP	IA	GP	GP	GP	IA	GP	IA	IA	IA	IA	-	-	-	-	5/0	0/7
Hopkins, DeAndre	WR	WR	WR	WR	WR	WR	WR	WR	WR	WR	WR	WR	-	-	-	-	12/12	0/0
Howell, Buddy	DNP	GP	GP	GP	GP	GP	GP	GP	GP	GP	GP	GP	-	-	-	-	11/0	1/0
Jackson, Kareem	S	CB	S	S	S	CB	CB	CB	CB	CB	CB	CB	-	-	-	-	12/12	0/0
Jamerson, Natrell	GP	GP	GP	GP	GP	GP	GP	GP	GP	GP	IA	IA	-	-	-	-	10/0	0/2
Joseph, Johnathan	CB	CB	CB	CB	CB	CB	CB	CB	IA	CB	CB	CB	-	-	-	-	11/11	0/1
Kalambayi, Peter	GP	GP	IA	GP	GP	GP	GP	GP	GP	GP	GP	GP	-	-	-	-	11/0	0/1
Kelemete, Senio	LG	LG	DNP	LG	LG	LG	LG	LG	LG	LG	LG	LG	-	-	-	-	11/11	1/0
Lamm, Kendall	IA	GP	GP	RT	RT	RT	RT	RT	RT	RT	RT	RT	-	-	-	-	11/9	0/1
Mancz, Greg	GP	GP	LG	GP	GP	GP	RG	RG	GP	GP	GP	GP	-	-	-	-	12/3	0/0
Martin, Nick	C	C	C	C	C	C	C	C	C	C	C	C	-	-	-	-	12/12	0/0
Mathieu, Tyrann	S	S	S	S	S	S	CB	CB	CB	S	S	S	-	-	-	-	12/12	0/0
McKinney, Benardrick	MIKE	MIKE	MIKE	MIKE	MIKE	MIKE	MIKE	MIKE	MIKE	MIKE	MIKE	MIKE	-	-	-	-	12/12	0/0
Mercilus, Whitney	SAM	SAM	SAM	GP	SAM	SAM	GP	GP	JACK	GP	SAM	SAM	-	-	-	-	12/8	0/0
Miller, Lamar	RB	RB	RB	RB	DNP	RB	RB	RB	RB	RB	RB	RB	-	-	-	-	11/11	1/0
Moore, A.J.	GP	GP	GP	GP	GP	GP	GP	GP	GP	GP	GP	GP	-	-	-	-	12/0	0/0
Peters, Brian	GP	GP	GP	GP	IA	IA	IA	IA	GP	GP	GP	GP	-	-	-	-	8/0	0/4
Rankin, Martin	GP	LT	LT	LT	GP	GP	GP	GP	GP	GP	GP	GP	-	-	-	-	12/3	0/0
Reader, D.J.	NT	DE	NT	NT	NT	DE	DE	DE	DE	DE	DE	DE	-	-	-	-	12/12	0/0
Reid, Justin	GP	S	GP	GP	GP	S	S	S	S	S	S	S	-	-	-	-	12/8	0/0
Scarlett, Brennan	GP	JACK	GP	GP	GP	GP	GP	GP	WILL	WILL	GP	GP	-	-	-	-	12/3	0/0
Smith, Vyncint	WR	GP	GP	IA	IA	IA	IA	GP	GP	IA	IA	IA	-	-	-	-	5/1	0/7
Thomas, Demaryius	^	^	^	^	^	^	^	^	WR	WR	WR	WR	-	-	-	-	4/4	0/0
Thomas, Jordan	GP	TE	TE	TE	GP	TE	TE	TE	TE	TE	TE	GP	-	-	-	-	12/9	0/0
Tyson, Mike	PS	PS	PS	PS	PS	GP	GP	S	S	GP	GP	GP	-	-	-	-	7/2	0/0
Watkins, Carlos	IA	IA	IA	IA	IA	IA	DNP	GP	GP	IA	IA	IA	-	-	-	-	2/0	1/9
Watson, Deshaun	QB	QB	QB	QB	QB	QB	QB	QB	QB	QB	QB	QB	-	-	-	-	12/12	0/0
Watt, J.J.	DE	DE	DE	DE	DE	DE	DE	DE	DE	DE	DE	DE	-	-	-	-	12/12	0/0
Webb III, Joe	GP	GP	GP	GP	GP	GP	GP	GP	GP	GP	GP	GP	-	-	-	-	12/0	0/0
Weeden, Brandon	DNP	DNP	DNP	DNP	DNP	DNP	DNP	GP	DNP	DNP	DNP	DNP	-	-	-	-	1/0	11/0
Weeks, Jon	GP	GP	GP	GP	GP	GP	GP	GP	GP	GP	GP	GP	-	-	-	-	12/0	0/0
Wright, Shareece	^	GP	GP	CB	GP	GP	IA	IA	CB	CB	GP	GP	-	-	-	-	9/3	0/2

Practice Squad

Adams, Jerell	^	^	^	^	^	PS	PS	PS	PS	PS	PS	PS	-	-	-	-	0/0	0/0
Bellamy, Davin	PS	PS	PS	PS	PS	PS	PS	PS	PS	PS	PS	PS	-	-	-	-	0/0	0/0
Ferguson, Josh	^	^	^	^	^	^	PS	NOT	^	PS	PS	PS	-	-	-	-	0/0	0/0
Fuller, Kyle	PS	PS	PS	PS	PS	PS	PS	PS	PS	PS	PS	PS	-	-	-	-	0/0	0/0
Hall, Daeshon	^	^	^	IA	IA	IA	NOT	PS	PS	PS	PS	PS	-	-	-	-	0/0	0/3
Johnson, Roderick	PS	IA	IA	IA	PS	PS	PS	PS	PS	PS	PS	PS	-	-	-	-	0/0	0/3
Mitchell Jr., Steven	^	^	^	^	^	^	^	^	PS	PS	PS	PS	-	-	-	-	0/0	0/0
Slade, Chad	PS	PS	PS	PS	PS	PS	PS	PS	PS	PS	PS	PS	-	-	-	-	0/0	0/0
Steinmetz, David	^	^	^	^	^	^	^	^	^	^	PS	PS	-	-	-	-	0/0	0/0
Whitney, Isaac	NOT	NOT	PS	PS	PS	PS	PS	PS	PS	PS	PS	PS	-	-	-	-	0/0	0/0

All Others

Foreman, D'Onta	R/PUP	R/PUP	R/PUP	R/PUP	R/PUP	R/PUP	R/PUP	R/PUP	R/PUP	R/PUP	R/PUP	R/PUP	-	-	-	-	0/0	0/0
Fuller V, Will	IA	WR	WR	WR	WR	WR	WR	WR	IR	IR	IR	IR	-	-	-	-	7/7	0/1
Henderson, Seantrel	RT	IR	IR	IR	IR	IR	IR	IR	IR	IR	IR	IR	-	-	-	-	1/1	0/0
Johnson, Kevin	CB	IR	IR	IR	IR	IR	IR	IR	IR	IR	IR	IR	-	-	-	-	1/1	0/0
Kelly Jr., Jermaine	IR	IR	IR	IR	IR	IR	IR	IR	IR	IR	IR	IR	-	-	-	-	0/0	0/0
Weah, Jester	PS	PS	PS	PS	PSI	PSI	PSI	PSI	PSI	PSI	PSI	PSI	-	-	-	-	0/0	0/0
Webster, Kayvon	IA	IA	IA	IA	CB	IR	IR	IR	IR	IR	IR	IR	-	-	-	-	1/1	0/4

PARTICIPATION KEY:

Starters indicated by position, GP=Games Played, IA=Inactive, DNP=Did Not Play, IR=Reserve/Injured, IRD=Injured Reserve – Designated For Return, NFI=Non-Football Injury, NFILL=Non-Football Illness, PS=Practice Squad, PSI=Practice Squad Injured, PSIR=Practice Squad/Injured Reserve, PUP=Physically Unable to Perform, INJ=Injured, I=Inactive, I/SUS=Inactive/League Susp., N/NFI=Inactive/NFI, R/SUS=Reserve/League Susp., R/PUP=Reserve/PUP, R/NFI=Reserve/NFI, R/NFILL=Reserve/NFILL, SUS=Reserve/Suspended, UNS=Unsigned, NOT=Not on Roster, EXE=Active/Roster Exemption, IPP=International Player Pathway/PS Exemption, ^=With Other Team

2018 TEXANS STARTERS

OFFENSE

	WR	LT	LG	C	RG	RT	TE	WR	WR	QB	RB
9/9 at New England	D.Hopkins	J.Davenport	S.Kelemete	N.Martin	Z.Fulton	S.Henderson	R.Griffin	B.Ellington	<u>V.Smith</u>	D.Watson	L.Miller
9/16 at Tennessee	D.Hopkins	<u>M.Rankin</u>	S.Kelemete	N.Martin	Z.Fulton	J.Davenport	R.Griffin	<u>J.Thomas (TE)</u>	W.Fuller V	D.Watson	L.Miller
9/23 vs. N.Y. Giants	D.Hopkins	<u>M.Rankin</u>	G.Mancz	N.Martin	Z.Fulton	J.Davenport	R.Griffin	<u>J.Thomas (TE)</u>	W.Fuller V	D.Watson	L.Miller
9/30 at Indianapolis	D.Hopkins	<u>M.Rankin</u>	S.Kelemete	N.Martin	Z.Fulton	K.Lamm	R.Griffin	<u>J.Thomas (TE)</u>	W.Fuller V	D.Watson	L.Miller
10/7 vs. Dallas	D.Hopkins	J.Davenport	S.Kelemete	N.Martin	Z.Fulton	K.Lamm	R.Griffin	<u>K.Coutee</u>	W.Fuller V	D.Watson	A.Blue
10/14 vs. Buffalo	D.Hopkins	J.Davenport	S.Kelemete	N.Martin	Z.Fulton	K.Lamm	R.Griffin	<u>J.Thomas (TE)</u>	W.Fuller V	D.Watson	L.Miller
10/21 at Jacksonville	D.Hopkins	J.Davenport	S.Kelemete	N.Martin	G. Mancz	K.Lamm	<u>J. Akins</u>	<u>J.Thomas (TE)</u>	W.Fuller V	D.Watson	L.Miller
10/25 vs. Miami	D.Hopkins	J.Davenport	S.Kelemete	N.Martin	G. Mancz	K.Lamm	<u>J. Akins</u>	<u>J.Thomas (TE)</u>	W.Fuller V	D.Watson	L.Miller
11/4 at Denver	D.Hopkins	J.Davenport	S.Kelemete	N.Martin	Z.Fulton	K.Lamm	<u>J. Akins</u>	<u>J.Thomas (TE)</u>	D.Thomas	D.Watson	L.Miller
11/18 at Washington	D.Hopkins	J.Davenport	S.Kelemete	N.Martin	Z.Fulton	K.Lamm	<u>J.Thomas</u>	<u>K. Coutee</u>	D.Thomas	D.Watson	L.Miller
11/26 vs. Tennessee	D.Hopkins	J.Davenport	S.Kelemete	N.Martin	Z.Fulton	K.Lamm	R.Griffin	<u>J.Thomas (TE)</u>	D.Thomas	D.Watson	L.Miller
12/2 vs. Cleveland	D.Hopkins	J.Davenport	S.Kelemete	N.Martin	Z.Fulton	K.Lamm	R.Griffin	D. Carter	D.Thomas	D.Watson	L.Miller
12/9 vs. Indianapolis											
12/15 at N.Y. Jets											
12/23 at Philadelphia											
12/30 vs Jacksonville											

Bold underline denotes rookie

DEFENSE

	DE	NT	DE	JACK	WILL	MIKE	SAM	CB	CB	S	S
9/9 at New England	J.Watt	D.Reader	C.Covington	J.Clowney	Z.Cunningham	B.McKinney	W.Mercilus	J.Joseph	K.Johnson	T.Mathieu	K.Jackson
9/16 at Tennessee	J.Watt	B.Dunn	D.Reader	B.Scarlett	Z.Cunningham	B.McKinney	W.Mercilus	J.Joseph	K.Jackson	T.Mathieu	<u>J.Reid</u>
9/23 vs. N.Y. Giants	J.Watt	D.Reader	C.Covington	J.Clowney	Z.Cunningham	B.McKinney	W.Mercilus	J.Joseph	A.Colvin	T.Mathieu	K.Jackson
9/30 at Indianapolis	J.Watt	D.Reader	A. Blackson	J.Clowney	Z.Cunningham	B.McKinney	S.Wright (CB)	J.Joseph	A.Colvin	T.Mathieu	K.Jackson
10/7 vs. Dallas	J.Watt	D.Reader	A. Blackson	J.Clowney	Z.Cunningham	B.McKinney	W.Mercilus	J.Joseph	K.Webster	T.Mathieu	K.Jackson
10/14 vs. Buffalo	J.Watt	B.Dunn	D.Reader	J.Clowney	Z.Cunningham	B.McKinney	W.Mercilus	J.Joseph	K.Jackson	T.Mathieu	<u>J.Reid</u>
10/21 at Jacksonville	J.Watt	B.Dunn	D.Reader	J.Clowney	Z.Cunningham	B.McKinney	T.Mathieu (CB)	J.Joseph	K.Jackson	A. Hal	<u>J.Reid</u>
10/25 vs. Miami	J.Watt	B.Dunn	D.Reader	J.Clowney	Z.Cunningham	B.McKinney	T.Mathieu (CB)	J.Joseph	K.Jackson	M.Tyson	<u>J.Reid</u>
11/4 at Denver	J.Watt	B.Dunn	D.Reader	W.Mercilus	B.Scarlett	B.McKinney	T.Mathieu (CB)	S.Wright	K.Jackson	M.Tyson	<u>J.Reid</u>
11/18 at Washington	J.Watt	B.Dunn	D.Reader	J.Clowney	B.Scarlett	B.McKinney	S.Wright (CB)	J.Joseph	K.Jackson	T.Mathieu	<u>J.Reid</u>
11/26 vs. Tennessee	J.Watt	B.Dunn	D.Reader	J.Clowney	Z.Cunningham	B.McKinney	W.Mercilus	J.Joseph	K.Jackson	T.Mathieu	<u>J.Reid</u>
12/2 vs. Cleveland	J.Watt	B.Dunn	D.Reader	J.Clowney	Z.Cunningham	B.McKinney	W.Mercilus	J.Joseph	K.Jackson	T.Mathieu	<u>J.Reid</u>
12/9 vs. Indianapolis											
12/15 at N.Y. Jets											
12/23 at Philadelphia											
12/30 vs Jacksonville											

Bold underline denotes rookie

2018 TEXANS INACTIVES & CAPTAINS

2018 REGULAR SEASON INACTIVES

DATE	OPPONENT	1	2	3	4	5	6	7
09/09	at New England	Keke Coutee	Duke Ejirofor	Will Fuller V	Joel Heath	Kendall Lamm	Carlos Watkins	Kayvon Webster
09/16	at Tennessee	Jadeveon Clowney	Sammie Coates Jr.	Keke Coutee	Christian Covington	Roderick Johnson	Carlos Watkins	Kayvon Webster
09/23	N.Y. Giants	Sammie Coates Jr.	Keke Coutee	Joel Heath	Roderick Johnson	Peter Kalamayi	Carlos Watkins	Kayvon Webster
09/30	at Indianapolis	Christian Covington	Daeshon Hall	Roderick Johnson	David Sharpe	Vyncint Smith	Carlos Watkins	Kayvon Webster
10/07	Dallas	Aaron Colvin	Christian Covington	Daeshon Hall	Brian Peters	David Sharpe	Vyncint Smith	Carlos Watkins
10/14	Buffalo	Aaron Colvin	Christian Covington	Daeshon Hall	Brian Peters	David Sharpe	Vyncint Smith	Carlos Watkins
10/21	at Jacksonville	Aaron Colvin	Zach Fulton	Ryan Griffin	Joel Heath	Brian Peters	Vyncint Smith	Shareece Wright
10/25	Miami	Aaron Colvin	Keke Coutee	Zach Fulton	Ryan Griffin	Andre Hal	Brian Peters	Shareece Wright
11/04	at Denver	Deante Burton	Aaron Colvin	Keke Coutee	Zach Cunningham	Andre Hal	Joel Heath	Johnathan Joseph
11/18	at Washington	Deante Burton	Aaron Colvin	Zach Cunningham	Duke Ejirofor	Joel Heath	Vyncint Smith	Carlos Watkins
11/26	Tennessee	Deante Burton	Duke Ejirofor	Joel Heath	Natrell Jamerson	Josh Keyes	Vyncint Smith	Carlos Watkins
12/02	Cleveland	Deante Burton	Keke Coutee	Duke Ejirofor	Joel Heath	Natrell Jamerson	Vyncint Smith	Carlos Watkins
12/09	Indianapolis	--	--	--	--	--	--	--
12/15	at N.Y. Jets	--	--	--	--	--	--	--
12/23	at Philadelphia	--	--	--	--	--	--	--
12/30	Jacksonville	--	--	--	--	--	--	--

Bold underline denotes rookie



TEXANS UNOFFICIAL DEPTH CHART

*Last updated by Texans PR staff on Nov. 27, 2018

OFFENSE

WR	10	DeAndre Hopkins	<u>17 Vyncint Smith</u>	
LT	70	Julién Davenport	<u>75 Martinas Rankin</u>	
LG	64	Senio Kelemete		
C	66	Nick Martin	65 Greg Mancz	
RG	73	Zach Fulton		
RT	74	Kendall Lamm		
TE	84	Ryan Griffin	<u>83 Jordan Thomas</u>	<u>88 Jordan Akins</u>
WR	<u>16 Keke Coutee</u>		14 DeAndre Carter	
WR	87	Demaryius Thomas	18 Sammie Coates Jr.	
QB	4	Deshaun Watson	3 Brandon Weeden	5 Joe Webb III
RB	26	Lamar Miller	28 Alfred Blue	<u>38 Buddy Howell</u>

DEFENSE

DE	99	J.J. Watt	95 Christian Covington	91 Carlos Watkins
NT	92	Brandon Dunn		
DE	98	D.J. Reader	97 Angelo Blackson	93 Joel Heath
SAM	59	Whitney Mercilus	57 Brennan Scarlett	
MIKE	55	Benardrick McKinney	52 Brian Peters	
WILL	41	Zach Cunningham	51 Dylan Cole	<u>58 Peter Kalambayi</u>
JACK	90	Jadeveon Clowney	<u>53 Duke Ejiofor</u>	
CB	24	Johnathan Joseph	43 Shareece Wright	<u>31 Natrell Jamerson</u> 23 Johnson Bademosi
CB	25	Kareem Jackson	22 Aaron Colvin	39 Deante Burton
S	32	Tyrann Mathieu	34 Mike Tyson	
S	<u>20 Justin Reid</u>		29 Andre Hal	<u>33 A.J. Moore</u>

SPECIAL TEAMS

PK	7	Ka'imi Fairbairn	
P	<u>8 Trevor Daniel</u>		
LS	46	Jon Weeks	
KR	14	DeAndre Carter	<u>16 Keke Coutee</u>
PR	14	DeAndre Carter	<u>16 Keke Coutee</u>
H	<u>8 Trevor Daniel</u>		

PRONUNCIATION GUIDE

Jordan AkinsA-kins
Johnson Bademosibad-uh-MOE-see
Jadeveon Clowneyjuh-DEV-ee-on
Keke CouteeQ-T
Julién Davenportjew-lee-OWN
Duke EjioforEDGE-eh-for
Ka'imi Fairbairnkuh-EE-me FAIR-bairn
DeAndre Hopkinsdee-ANDRE
Natrell Jamersonnuh-TRELL JAY-mer-sin
Peter Kalambayical-am-BYE-ee
Senio Kelemeteseh-NEEL kel-uh-MET-tay
D'Anton LynnDAN-tin
Tyrann MathieuTY-run MATH-you
Whitney MercilusMER-sih-lus
Martinus Rankinmar-TEE-nus
Vyncint SmithVincent
Demaryius Thomasduh-MARE-ee-us

Bold underline on depth chart denotes rookies

COACHING STAFF

Bill O'BrienHead Coach
Romeo CrennelAssistant Head Coach / Defensive Coordinator
Brad SeelySpecial Teams Coordinator
Danny BarrettRunning Backs
Mike DevlinOffensive Line
Mike EubanksAssistant Strength & Conditioning
Jason GeorgeAssistant Strength & Conditioning
Tim KellyTight Ends
Bobby KingInside Linebackers
Will LawingOffensive Asst. / Offensive Line
D'Anton LynnAssistant Secondary
Anthony MidgettSecondary
Matt O'DonnellDefensive Quality Control
John PaganoSenior Defensive Assistant /Outside Linebackers
John PerryWide Receivers
Luke RichessonSenior Director of Sports Performance
Sean RyanQuarterbacks
Tracy SmithAssistant Special Teams
Billy VoltaireAsst. Strength & Conditioning / Performance Therapist
Anthony WeaverDefensive Line
Wes WelkerOffensive / Special Teams Asst.



HOUSTON
TEXANS



MISC. STATS

THE LAST TIME

BY TEXANS

BY OPPONENT

PASSING

527 , Matt Schaub vs. Jacksonville, 11/18/12	500 YARDS PASSING	* Never Has Happened *
402 , Deshaun Watson @ Seattle, 10/29/17	400 YARDS PASSING	464 , Andrew Luck @ Indianapolis, 09/30/18
375 , Deshaun Watson vs. Dallas, 10/07/18	300 YARDS PASSING	397 , Baker Mayfield vs. Cleveland, 12/02/18
504 , Matt Schaub vs. Jacksonville, 11/18/12	400 NET PASSING YARDS	437 , Andrew Luck @ Indianapolis, 09/30/18
374 , Deshaun Watson vs. Dallas, 10/07/18	300 NET PASSING YARDS	397 , Baker Mayfield vs. Cleveland, 12/02/18
6 , Ryan Fitzpatrick: (7, 58, 34, 8, 4, 1) vs. Tennessee, 11/30/14	SIX TOUCHDOWN PASSES	6 , Aaron Rodgers: (48, 21, 6, 41, 1, 18) vs. Green Bay, 10/14/12
5 , Deshaun Watson: (13, 2, 73, 49, 2) vs. Miami, 10/25/18	FIVE TOUCHDOWN PASSES	5 , Tom Brady: (25, 42, 47, 7, 5) @ New England, 09/24/17
4 , Deshaun Watson: (72, 2, 20, 59) @ Seattle, 10/29/17	FOUR TOUCHDOWN PASSES	4 , Andrew Luck: (4, 14, 5, 9) @ Indianapolis, 09/30/18
3 , Deshaun Watson: (3, 39, 1) vs. Cleveland, 10/15/17	THREE TOUCHDOWN PASSES	3 , Tom Brady: (21, 12, 4) @ New England, 09/09/18
4 s, Sage Rosenfels vs. Baltimore, 11/09/08	FOUR INTERCEPTIONS THROWN	4 s, David Garrard @ Jacksonville, 11/12/06
3 s, Deshaun Watson @ Seattle, 10/29/17	THREE INTERCEPTIONS THROWN	3 s, Baker Mayfield vs. Cleveland, 12/02/18
2 s, Deshaun Watson @ Washington, 11/18/18	TWO INTERCEPTIONS THROWN	2 s, Alex Smith @ Washington, 11/18/18
* Never Has Happened *	FOUR OR MORE INTERCEPTION GAME	* Never Has Happened *
3 , Glover Quin vs. Tennessee, 11/28/10	THREE INTERCEPTION GAME	* Never Has Happened *
2 , Johnathan Joseph vs. Cleveland, 10/15/17	TWO INTERCEPTION GAME	2 , Richard Sherman @ Seattle, 10/29/17

RUSHING

* Never Has Happened *	300 YARDS RUSHER	* Never Has Happened *
231 , Arian Foster vs. Indianapolis, 09/12/10	200 YARDS RUSHER	211 , Larry Johnson vs. Kansas City, 11/20/05
103 , Lamar Miller vs. Cleveland, 12/02/18	100 YARDS RUSHER	100 , Frank Gore @ Indianapolis, 12/31/17
124 /115 , Arian Foster/Ben Tate vs. Cleveland, 11/06/11	TWO 100-YARD RUSHERS	141 /104 , Shaun Alexander/Maurice Morris @ Seattle, 10/16/05
* Never Has Happened *	FIVE TOUCHDOWNS RUSHING	* Never Has Happened *
* Never Has Happened *	FOUR TOUCHDOWNS RUSHING	4 , Shaun Alexander: (4, 5, 1, 23) @ Seattle, 10/16/05
3 , Ben Tate: (10, 20, 8) vs. New England, 12/01/13	THREE TOUCHDOWNS RUSHING	3 , Devonta Freeman: (23, 16, 6) @ Atlanta, 10/04/15
2 , D'Onta Foreman: (34, 3) vs. Arizona, 11/19/17	TWO TOUCHDOWNS RUSHING	2 , Adrian Peterson: (3, 7) @ Washington, 11/18/18
* Never Has Happened *	TWO PLAYERS WITH TWO TD RUSHING	* Never Has Happened *

RECEIVING

169 /109 , DeAndre Hopkins/Keke Coutee @ Indianapolis, 09/30/18	TWO 100-YARD RECEIVERS	121 /105 , Tyler Lockett/Paul Richardson @ Seattle, 10/29/17
224 , DeAndre Hopkins @ Seattle, 10/29/17	200 YARDS RECEIVER	223 , T.Y. Hilton vs. Indianapolis, 10/09/14
105 , DeAndre Hopkins @ Denver, 11/04/18	100 YARDS RECEIVER	103 , Jarvis Landry vs. Cleveland, 12/02/18
* Never Has Happened *	FOUR TOUCHDOWNS RECEPTIONS	* Never Has Happened *
3 , DeAndre Hopkins: (1, 34, 6) vs. Kansas City, 10/08/17	THREE TOUCHDOWNS RECEPTIONS	3 , T.Y. Hilton: (10, 58, 9) vs. Indianapolis, 11/03/13
2 , Demaryius Thomas: (12, 10) vs. Tennessee, 11/26/18	TWO TOUCHDOWNS RECEPTIONS	2 , Nyheim Hines: (14, 9) @ Indianapolis, 09/30/18
2 /2 , Jordan Thomas: (13, 2)/DeAndre Hopkins: (49, 2) vs. Miami, 10/25/18	TWO PLAYERS WITH TWO TD RECEPTIONS	2 /2 , Jimmy Graham: (18, 1)/Paul Richardson: (7, 20) @ Seattle, 10/29/17

COMBINED YARDS AND TOUCHDOWNS

102 /355 , Arian Foster/Matt Schaub vs. Seattle, 09/29/13	100-YARD RUSHER AND 300-YARD PASSER	107 /324 , Kareem Hunt/Alex Smith vs. Kansas City, 10/08/17
151 /375 , DeAndre Hopkins/Deshaun Watson vs. Dallas, 10/07/18	100-YARD RECEIVER AND 300-YARD PASSER	103 /397 , Jarvis Landry/Baker Mayfield vs. Cleveland, 12/02/18
133 /124 , Lamar Miller/Will Fuller V vs. Miami, 10/25/18	100 YARDS RUSHING AND RECEIVING	112 /109 , LeSean McCoy/Sammy Watkins @ Buffalo, 12/06/15
102 /355 /110 , Arian Foster/Matt Schaub Andre Johnson vs. Seattle, 09/29/13	100-YARD RUSHER, 300-YARD PASSER, 100-YARD RECEIVER	101 /305 /132 , Ray Rice/Joe Flacco Anquan Boldin @ Baltimore, 10/16/11

DEFENSE

THE LAST TIME

38 , Zach Cunningham(7:36) (Shotgun) 6-B.Mayfield pass short middle intended for 11-A.Callaway INTERCEPTED by 41-Z.Cunningham at CLV 38. 41-Z.Cunningham pushed ob at CLV 1 for 37 yards (6-B.Mayfield). Penalty on CLV-78-G.Robinson, Offensive Holding, declined. The Replay Official reviewed the runner was out of bounds ruling, and the play was REVERSED. (Shotgun) 6-B.Mayfield pass short middle intended for 11-A.Callaway INTERCEPTED by 41-Z.Cunningham at CLV 38. 41-Z.Cunningham for 38 yards, TOUCHDOWN. Penalty on CLV-78-G.Robinson, Offensive Holding, declined. vs. Cleveland, 12/02/18

INTERCEPTED PASS RETURNED FOR A TOUCHDOWN

78 , Earl Thomas(10:21) (Shotgun) 4-D.Watson pass short middle intended for 10-D.Hopkins INTERCEPTED by 29-E.Thomas at SEA 22. 29-E.Thomas for 78 yards, TOUCHDOWN. @ Seattle, 10/29/17

na , Natrell Jamerson vs. Miami, 10/25/18

FUMBLE RETURNED FOR A TOUCHDOWN

53 , Dante Fowler Jr.(1:00) (Shotgun) 3-T.Savage sacked at JAX 47 for -10 yards (91-Y.Ngakoue). FUMBLES (91-Y.Ngakoue), RECOVERED by JAX-56-D.Fowler at JAX 47. 56-D.Fowler for 53 yards, TOUCHDOWN. vs. Jacksonville, 09/10/17

(10:17) (Shotgun) 8-K.Hogan pass incomplete short middle [55-B.McKinney]. PENALTY on CLV-8-K.Hogan, Intentional Grounding, 6 yards, enforced in End Zone, SAFETY. Penalty on CLV, Illegal Formation, declined. vs. Cleveland, 10/15/17

SAFETY SCORED

Hassan Ridgeway(12:12) 77-D.Quessenberry and 61-K.Fuller reported in as eligible. 2-T.Yates sacked in End Zone for -8 yards, SAFETY (91-H.Ridgeway). @ Indianapolis, 12/31/17

Houston 20, Tennessee 0 vs. Tennessee, 11/28/10

SHUTOUT

New England 27, Houston 0 @ New England, 09/22/16

4.0 , Connor Barwin @ Jacksonville, 11/27/11

FOUR SACK GAME

4.0 , Calais Campbell vs. Jacksonville, 09/10/17

3.0 , J.J. Watt vs. N.Y. Giants, 09/23/18

THREE SACK GAME

3.0 , Mike Hilton vs. Pittsburgh, 12/25/17

2.5 , Christian Covington vs. Tennessee, 11/26/18

TWO SACK GAME

2.0 , Ryan Kerrigan @ Washington, 11/18/18

SPECIAL TEAMS

95 , Jacoby Jones9-S.Lechler kicks 75 yards from OAK 20 to HST 5. 12-J.Jones for 95 yards, TOUCHDOWN. vs. Oakland, 10/04/09

KICKOFF RETURNED FOR A TOUCHDOWN

100 , Marqise Lee8-N.Novak kicks 65 yards from HST 35 to JAX 0. 11-M.Lee for 100 yards, TOUCHDOWN. PENALTY on JAX-11-M.Lee, Unsportsmanlike Conduct, 15 yards, enforced between downs. vs. Jacksonville, 12/18/16

67 , Will Fuller V(1:12) 6-B.Kern punts 45 yards to HST 33, Center-48-B.Brinkley. 15-W.Fuller for 67 yards, TOUCHDOWN. (The Punt Hangtime Was 3.65 seconds.) vs. Tennessee, 10/02/16

PUNT RETURNED FOR A TOUCHDOWN

82 , Tyreek Hill(7:41) 9-S.Lechler punts 52 yards to KC 18, Center-46-J.Weeks. 10-T.Hill for 82 yards, TOUCHDOWN. vs. Kansas City, 10/08/17

* Never Has Happened *

BLOCKED FIELD GOAL RETURNED FOR A TOUCHDOWN

* Never Has Happened *

Alfred Blue(2:15) 5-T.Way punt is BLOCKED by 28-A.Blue, Center-57-N.Sundberg, RECOVERED by HST-28-A.Blue at WAS 5. 28-A.Blue for 5 yards, TOUCHDOWN. vs. Washington, 09/07/14

BLOCKED PUNT RETURNED FOR A TOUCHDOWN

* Never Has Happened *

53 , Ka'imi Fairbairn(5:31) 7-K.Fairbairn 53 yard field goal is GOOD, Center-46-J.Weeks, Holder-8-T.Daniel. vs. Cleveland, 12/02/18

MADE FIELD GOAL OF 50 YARDS OR LONGER

52 , Stephen Hauschka(2:18) 4-S.Hauschka 52 yard field goal is GOOD, Center-69-R.Ferguson, Holder-9-C.Bojorquez. vs. Buffalo, 10/14/18

43 , Randy Bullock(3:27) 4-R.Bullock 43 yard field goal is BLOCKED (96-A.Woods), Center-46-J.Weeks, Holder-9-S.Lechler. vs. Tennessee, 11/30/14

BLOCKED FIELD GOAL

53 , Graham Gano(2:48) 9-G.Gano 53 yard field goal is BLOCKED (93-J.Crick), Center-44-J.Jansen, Holder-8-B.Nortman. @ Carolina, 09/20/15

Shane Lechler(10:41) 9-S.Lechler punt is BLOCKED by 98-D.Moore, Center-46-J.Weeks, ball out of bounds at HST 29. HST-9-S.Lechler was injured during the play. @ N.Y. Giants, 09/21/14

BLOCKED PUNT

Corey Bojorquez(10:23) 9-C.Bojorquez punt is BLOCKED by 50-T.Adams, Center-69-R.Ferguson, RECOVERED by HST-57-B.Scarlett at BUF 35. 57-B.Scarlett to BUF 21 for 14 yards (18-A.Holmes). vs. Buffalo, 10/14/18

Ka'imi Fairbairn7-K.Fairbairn extra point is No Good, Wide Right, Center-46-J.Weeks, Holder-8-T.Daniel. @ Denver, 11/04/18

MISSED POINT AFTER TOUCHDOWN ATTEMPT

Jason Myers2-J.Myers extra point is No Good, Wide Right, Center-43-M.Overton, Holder-3-B.Nortman. vs. Jacksonville, 09/10/17

Kai Forbath2-K.Forbath extra point is Blocked (99-J.Watt), Center-57-N.Sundberg, Holder-5-T.Way. vs. Washington, 09/07/14

POINT AFTER TOUCHDOWN ATTEMPT BLOCKED

Nick Novak8-N.Novak extra point is Blocked (99-M.Hunt), Center-46-J.Weeks, Holder-9-S.Lechler. DEFENSIVE TWO-POINT ATTEMPT. 57-V.Rey recovered the blocked kick. ATTEMPT FAILS. vs. Cincinnati, 12/24/16

Jonathan Grimes8-N.Novak kicks onside 24 yards from HST 35 to SD 41. RECOVERED by HST-41-J.Grimes. vs. San Diego, 11/27/16

SUCCESSFUL ONSIDE KICK

Pat McAfee1-P.McAfee kicks onside 11 yards from IND 35 to IND 46. RECOVERED by IND-1-P.McAfee. vs. Indianapolis, 10/09/14

5 , Ka'imi Fairbairn: (35, 42, 48, 53, 38) vs. Cleveland, 12/02/18

FIVE FIELD GOALS

5 , Harrison Butker: (49, 35, 35, 41, 42) vs. Kansas City, 10/08/17

4 , Ka'imi Fairbairn: (20, 21, 19, 36) vs. Dallas, 10/07/18

FOUR FIELD GOALS

4 , Robbie Gould: (41, 25, 35, 52) vs. San Francisco, 12/10/17

3 , Ka'imi Fairbairn: (23, 33, 54) @ Washington, 11/18/18

THREE FIELD GOALS

3 , Jason Sanders: (37, 41, 46) vs. Miami, 10/25/18

TEAM

THE LAST TIME

509 Houston 509, Seattle 479 @ Seattle, 10/29/17	500 TOTAL YARDS OF OFFENSE	503 Miami 503, Houston 322 @ Miami, 10/25/15
462 Houston 462, Tennessee 365 vs. Tennessee, 11/26/18	400 TOTAL YARDS OF OFFENSE	428 Cleveland 428, Houston 384 vs. Cleveland, 12/02/18
* Never Has Happened *	TOUCHDOWN ON OFFENSE, DEFENSE AND SPECIAL TEAMS	ST: (7:46) S.Bradford pass short left to B.Quick for 4 yards, TOUCHDOWN.ST: (2:48) S.Bradford pass short left to L.Kendricks for 2 yards, TOUCHDOWN.ST: (6:05) S.Bradford pass short right to C.Harkey for 2 yards, TOUCHDOWN.DEF: (:50) (Shotgun) T.Yates pass short right intended for G.Graham INTERCEPTED by A.Ogletree at SL 2. A.Ogletree for 98 yards, TOUCHDOWN.OFF: G.Zuerlein kicks 70 yards from SL 35 to HST -5. K.Martin to HST 10 for 15 yards (R.McLeod). FUMBLES (R.McLeod), RECOVERED by SL-D.Bates at HST 11. D.Bates for 11 yards, TOUCHDOWN. vs. St. Louis, 10/13/13
Deshaun WatsonTWO-POINT CONVERSION ATTEMPT. 4-D.Watson pass to 84-R.Griffin is complete. ATTEMPT SUCCEEDS. PENALTY on CLV-90-E.Ogbah, Defensive Holding, 5 yards, enforced between downs. vs. Cleveland, 10/15/17	MADE TWO-POINT CONVERSION	Andrew Luck(Pass formation) TWO-POINT CONVERSION ATTEMPT. 12-A.Luck pass to 80-C.Rogers is complete. ATTEMPT SUCCEEDS. @ Indianapolis, 09/30/18
Deshaun WatsonTWO-POINT CONVERSION ATTEMPT. 4-D.Watson pass to 26-L.Miller is complete. ATTEMPT FAILS. vs. N.Y. Giants, 09/23/18	FAILED TWO-POINT CONVERSION	Baker MayfieldTWO-POINT CONVERSION ATTEMPT. 6-B.Mayfield pass to 11-A.Callaway is complete. ATTEMPT FAILS. Tackle by #25 vs. Cleveland, 12/02/18
Houston 57, Tennessee 14 vs. Tennessee, 10/01/17	50 POINTS	* Never Has Happened *
Houston 42, Miami 23 vs. Miami, 10/25/18	40 POINTS	Jacksonville 45, Houston 7 @ Jacksonville, 12/17/17
Houston 19, Dallas 16 vs. Dallas, 10/07/18	OVERTIME WIN	
* Never Has Happened *	OVERTIME TIE	

TEXANS HIGHS & LOWS

(As of Dec 4, 2018, 4:24 am PST)						2018 : Regular Season	
	HIGH	DATE	OPPONENT	LOW	DATE	OPPONENT	
Total Plays	84	9/30	at Indianapolis	55	10/25	Miami	
Total Yards	466	9/30	at Indianapolis	216	10/14	Buffalo	
Total First Downs	30	9/30	at Indianapolis	15	10/14 10/21	Buffalo at Jacksonville	
First Downs Rushing	11	12/2	Cleveland	2	9/23	N.Y. Giants	
First Downs Passing	23	9/30	at Indianapolis	7	10/21	at Jacksonville	
First Down Penalties	4	11/18	at Washington	1	9/23 9/30 10/21 10/25 11/26	N.Y. Giants at Indianapolis at Jacksonville Miami Tennessee	
Total Net Yards Rushing	281	11/26	Tennessee	59	9/23	N.Y. Giants	
Rushing Attempts	39	12/2	Cleveland	19	9/23	N.Y. Giants	
Rushing Average Yards	8.3	11/26	Tennessee	2.8	10/7	Dallas	
Rushing Touchdowns	2	11/26	Tennessee	0	9/16 9/23 10/7 10/14 11/4 11/18 12/2	at Tennessee N.Y. Giants Dallas Buffalo at Denver at Washington Cleveland	
Total Net Yards Passing	374	10/7	Dallas	131	10/21	at Jacksonville	
Passing Attempts	44	10/7	Dallas	20	10/25	Miami	
Passing Completions	33	10/7	Dallas	12	10/21	at Jacksonville	
Passing Touchdowns	5	10/25	Miami	1	9/9 10/7 10/14 10/21 11/18 12/2	at New England Dallas Buffalo at Jacksonville at Washington Cleveland	
Passing Yards Average	12	10/25	Miami	4.3	9/9 10/14	at New England Buffalo	
Passes Thrown for Interception	2	10/14	Buffalo	0	10/21 10/25 11/4 11/26 12/2	at Jacksonville Miami at Denver Tennessee Cleveland	
Times Sacked	7	9/30	at Indianapolis	0	10/25	Miami	
Sack Yards Lost	35	10/14	Buffalo	0	10/25	Miami	
Total Punts	6	9/9	at New England	1	11/18	at Washington	
Total Punt Yards	307	11/4	at Denver	30	11/18	at Washington	
Punt Gross Average Yards	53.3	10/7	Dallas	30	11/18	at Washington	
Punt Net Average Yards	49.7	9/23	N.Y. Giants	30	11/18	at Washington	
Punt Returns	4	9/16	at Tennessee	1	10/25 11/18 12/2	Miami at Washington Cleveland	
Punt Return Yards	45	9/23	N.Y. Giants	0	10/21 12/2	at Jacksonville Cleveland	
Total Penalties	11	9/16	at Tennessee	3	11/26	Tennessee	
Penalty Yards	88	9/16	at Tennessee	25	10/7	Dallas	
Total Fumbles	3	10/14	Buffalo	0	9/30 10/25 11/4	at Indianapolis Miami at Denver	
Fumbles Lost	1	9/9	at New England	0	9/16 9/30 10/21 10/25 11/4 11/26 12/2	at Tennessee at Indianapolis at Jacksonville Miami at Denver Tennessee Cleveland	
Time of Possession	40:04	9/30	at Indianapolis	24:30	9/23	N.Y. Giants	

OPPONENT HIGHS & LOWS

Opponents

(As of Dec 4, 2018, 4:24 am PST)

2018 : Regular Season

	HIGH	DATE	OPPONENT	LOW	DATE	OPPONENT
Total Plays	83	9/30	at Indianapolis	52	11/26 12/2	Tennessee Cleveland
Total Yards	478	9/30	at Indianapolis	229	10/14	Buffalo
Total First Downs	28	9/30	at Indianapolis	12	10/14	Buffalo
First Downs Rushing	9	11/18	at Washington	3	9/30 11/26 12/2	at Indianapolis Tennessee Cleveland
First Downs Passing	23	9/30	at Indianapolis	7	9/16	at Tennessee
First Down Penalties	2	9/9	at New England	0	10/7 10/14 10/21	Dallas Buffalo at Jacksonville
Total Net Yards Rushing	124	11/18	at Washington	31	12/2	Cleveland
Rushing Attempts	34	9/16	at Tennessee	9	12/2	Cleveland
Rushing Average Yards	4.6	10/25	Miami	2.4	9/30	at Indianapolis
Rushing Touchdowns	2	11/18	at Washington	0	9/9 9/16 9/30 10/7 10/14 10/21 11/26	at New England at Tennessee at Indianapolis Dallas Buffalo at Jacksonville Tennessee
Total Net Yards Passing	437	9/30	at Indianapolis	129	10/14	Buffalo
Passing Attempts	62	9/30	at Indianapolis	22	9/16	at Tennessee
Passing Completions	40	9/30	at Indianapolis	15	9/16	at Tennessee
Passing Touchdowns	4	9/30	at Indianapolis	1	10/7 10/14 10/21 10/25 11/4 11/18 12/2	Dallas Buffalo at Jacksonville Miami at Denver at Washington Cleveland
Passing Yards Average	9.2	12/2	Cleveland	3.5	11/18	at Washington
Passes Thrown for Interception	3	12/2	Cleveland	0	9/16 9/23 9/30 11/4 11/26	at Tennessee N.Y. Giants at Indianapolis at Denver Tennessee
Times Sacked	6	11/26	Tennessee	0	12/2	Cleveland
Sack Yards Lost	43	11/26	Tennessee	0	12/2	Cleveland
Total Punts	6	9/9	at New England	2	12/2	Cleveland
Total Punt Yards	298	11/26	Tennessee	91	12/2	Cleveland
Punt Gross Average Yards	52.2	9/16	at Tennessee	40.4	11/18	at Washington
Punt Net Average Yards	47.2	9/16	at Tennessee	33.7	10/14	Buffalo
Punt Returns	6	11/4	at Denver	0	11/18 12/2	at Washington Cleveland
Punt Return Yards	29	10/25	Miami	0	9/9 11/18 12/2	at New England at Washington Cleveland
Total Penalties	12	10/14	Buffalo	2	10/21	at Jacksonville
Penalty Yards	104	10/14	Buffalo	15	10/21	at Jacksonville
Total Fumbles	3	9/9	at New England	0	10/7 10/25	Dallas Miami
Fumbles Lost	2	9/9	at New England	0	9/16 9/23 10/7 10/25 11/18	at Tennessee N.Y. Giants Dallas Miami at Washington
Time of Possession	35:30	9/23	N.Y. Giants	22:25	12/2	Cleveland

INDIVIDUAL SINGLE-GAME HIGHS

Texans : Offense

(As of Dec 4, 2018, 4:24 am PST)

2018 : Regular Season

	DATE	OPPONENT	VALUE	WHO
Rushing Yards	11/26	Tennessee	162	Lamar Miller
Rushing Attempts	10/21	at Jacksonville	22	Lamar Miller
Rushing Touchdowns	10/25	Miami	1	Lamar Miller
	9/9	at New England	1	Alfred Blue
	9/30	at Indianapolis	1	Deshaun Watson
	10/21	at Jacksonville	1	Lamar Miller
	11/26	Tennessee	1	Lamar Miller
	11/26	Tennessee	1	Deshaun Watson
Longest Touchdown Run	11/26	Tennessee	97	Lamar Miller
Longest Run from Scrimmage	11/26	Tennessee	97	Lamar Miller
Passing Yards	9/23	N.Y. Giants	385	Deshaun Watson
Passing Attempts	10/7	Dallas	44	Deshaun Watson
Passing Completions	10/7	Dallas	33	Deshaun Watson
Passing Yards per Attempt	10/25	Miami	12	Deshaun Watson
Longest Pass Completion	10/25	Miami	73	Deshaun Watson
Passing Touchdowns	10/25	Miami	5	Deshaun Watson
Longest Touchdown Pass	10/25	Miami	73	Deshaun Watson
Most Interceptions Thrown	10/14	Buffalo	2	Deshaun Watson
	11/18	at Washington	2	Deshaun Watson
Times Sacked	10/14	Buffalo	7	Deshaun Watson
	9/30	at Indianapolis	7	Deshaun Watson
Sacked Yards Lost	10/14	Buffalo	35	Deshaun Watson
Rating	10/25	Miami	156	Deshaun Watson
Receptions	9/30	at Indianapolis	11	Keke Coutee
Receiving Yards	9/30	at Indianapolis	169	DeAndre Hopkins
Receiving Touchdowns	10/25	Miami	2	DeAndre Hopkins
	10/25	Miami	2	Jordan Thomas
	11/26	Tennessee	2	Demaryius Thomas
Longest Reception	10/25	Miami	73	Will Fuller V
Longest Reception Touchdown	10/25	Miami	73	Will Fuller V
Yards After Catch	9/30	at Indianapolis	92	Keke Coutee
Pass Target	9/30	at Indianapolis	15	Keke Coutee

HOUSTON TEXANS RECORD WHEN...

TEXANS 2018 REGULAR SEASON RECORD WHEN...					
CATEGORY	2018 SEASON W-L	ALL-TIME W-L	CATEGORY	2018 SEASON W-L	ALL-TIME W-L
TEXANS AT NRG STADIUM	5-1	71-63	IN SEPTEMBER	1-3	25-32
TEXANS ON THE ROAD	4-2	48-86	IN OCTOBER	4-0	32-34
TEXANS ON GRASS	3-1	87-98	IN NOVEMBER	3-0	29-37
TEXANS ON ARTIFICIAL TURF	6-2	32-51	IN DECEMBER	1-0	30-42
TEXANS IN DOMES	2-0	4-13	IN JANUARY	0-0	3-4
TEXANS IN RETRACTABLE ROOF STADIUMS	6-1	74-74			
TEXANS OUTDOORS	3-2	43-62	ON SUNDAY NIGHT	1-0	4-8
NRG STADIUM ROOF OPEN	0-0	24-21	ON THURSDAY NIGHT	1-0	3-6
NRG STADIUM ROOF CLOSED	5-1	47-42	ON MONDAY NIGHT	1-0	5-8
			ON SATURDAY	0-0	1-1
TEXANS SCORE FIRST	5-1	78-50			
OPPONENT SCORES FIRST	4-2	41-99	DAY GAMES	6-3	106-127
TEXANS SCORE ON FIRST POSSESSION	4-1	45-37	NIGHT GAMES	3-0	13-22
TEXANS SCORE 20 OR MORE POINTS	7-2	95-56			
TEXANS SCORE 19 OR LESS POINTS	2-1	24-93	VS. AFC SOUTH OVERALL	3-1	44-56
TEXANS ALLOW 20 OR MORE	3-3	34-134	VS. AFC SOUTH AT HOME	1-0	26-23
TEXANS ALLOW 19 OR LESS POINTS	6-0	85-15	VS. AFC SOUTH ON THE ROAD	2-1	18-33
TEXANS LEAD AFTER 1ST QUARTER	6-0	64-37	VS. AFC	7-2	91-110
TEXANS TRAIL AFTER 1ST QUARTER	2-3	28-88	VS. AFC NORTH	1-0	17-18
SCORE TIED AFTER 1ST QUARTER	1-0	27-24	VS. AFC EAST	2-1	16-18
TEXANS LEAD AT HALFTIME	9-0	81-31	VS. AFC WEST	1-0	14-18
TEXANS TRAIL AT HALFTIME	0-3	31-109			
SCORE TIED AT HALFTIME	0-0	7-9	VS. NFC	2-1	28-39
TEXANS LEAD AFTER 3RD QUARTER	7-0	87-21	VS. NFC EAST	2-1	6-13
TEXANS TRAIL AFTER 3RD QUARTER	1-3	21-116	VS. NFC SOUTH	0-0	9-7
SCORE TIED AFTER 3RD QUARTER	1-0	11-12	VS. NFC NORTH	0-0	8-8
GAME GOES TO OVERTIME	2-0	7-9	VS. NFC WEST	0-0	5-11
TEXANS HAVE + TURNOVER RATIO	6-1	75-19			
TEXANS HAVE - TURNOVER RATIO	1-2	21-96			
TURNOVER RATIO EVEN	2-0	23-34			
TEXANS HAVE 30:00+TOP	4-0	94-49			
TEXANS HAVE LESS THAN 30:00 TOP	5-3	25-100			
TEXANS HAVE 100-YARD RUSHER	4-0	44-25			
TEXANS HAVE 300 NET PASSING YARDS	2-1	14-24			
TEXANS HAVE 1 100-YARD RECEIVER	3-1	41-42			
TEXANS HAVE 2 100-YARD RECEIVERS	1-1	4-7			
TEXANS WIN COIN TOSS	7-1	59-81			
TEXANS LOSE COIN TOSS	2-2	60-68			
TEXANS WEARING BLUE JERSEYS	2-1	50-49			
TEXANS WEARING WHITE JERSEYS	4-1	54-89			
TEXANS WEARING RED JERSEYS	1-0	11-9			
TEXANS WEARING ALL-WHITE	0-1	7-8			
TEXANS WEARING ALL-BLUE	0-0	7-6			
TEXANS WEARING ALL-RED	0-0	2-2			
TEXANS WEARING COLOR RUSH	2-0	3-0			

TEAM SEASON TOTALS

Texans

(As of Dec 4, 2018, 4:24 am PST)

2018 : Regular Season

TEXANS																									
		FIRST DOWNS				OFFENSE			NET PASSING							NET RUSHING				PEN			FUMBLES		
DATE	OPPONENT	T	R	P	PN	AT	YDS	AVG	A	C	I	YDS	TD	SK	YDS	AT	YDS	AVG	TD	NO	YD	NO	LST	TOP	
9/9	at New England	21	10	8	3	71	325	4.60	34	17	1	158	1	3	18	34	167	4.90	1	6	44	1	1	28:50	
9/16	at Tennessee	21	6	13	2	62	437	7.00	32	22	1	289	2	4	21	26	148	5.70	0	11	88	2	0	29:38	
9/23	N.Y. Giants	21	2	18	1	62	427	6.90	40	24	1	368	2	3	17	19	59	3.10	0	7	50	1	1	24:30	
9/30	at Indianapolis	30	6	23	1	84	466	5.50	42	29	1	347	2	7	28	35	119	3.40	1	10	54	0	0	40:04	
10/7	Dallas	25	4	18	3	76	462	6.10	44	33	1	374	1	1	1	31	88	2.80	0	5	25	2	1	36:38	
10/14	Buffalo	15	3	9	3	57	216	3.80	26	15	2	142	1	7	35	24	74	3.10	0	6	50	3	1	27:00	
10/21	at Jacksonville	15	7	7	1	62	272	4.40	24	12	0	131	1	1	8	37	141	3.80	1	6	35	2	0	29:35	
10/25	Miami	17	8	8	1	55	427	7.80	20	16	0	239	5	0	0	35	188	5.40	1	8	57	0	0	28:51	
11/4	at Denver	17	4	11	2	61	290	4.80	24	17	0	192	2	4	21	33	98	3.00	0	7	60	0	0	32:25	
11/18	at Washington	19	7	8	4	58	320	5.50	24	16	2	181	1	3	27	31	139	4.50	0	7	40	2	1	29:03	
11/26	Tennessee	19	7	11	1	62	462	7.50	24	19	0	181	2	4	29	34	281	8.30	2	3	53	1	0	29:58	
12/2	Cleveland	25	11	12	2	74	384	5.20	31	22	0	197	1	4	27	39	187	4.80	0	5	77	2	0	37:35	
12/9	Indianapolis	--	--	--	--	--	--	--	--	--	--	--	--	--	--	--	--	--	--	--	--	--	--	--	
12/15	at N.Y. Jets	--	--	--	--	--	--	--	--	--	--	--	--	--	--	--	--	--	--	--	--	--	--	--	
12/23	at Philadelphia	--	--	--	--	--	--	--	--	--	--	--	--	--	--	--	--	--	--	--	--	--	--	--	
12/30	Jacksonville	--	--	--	--	--	--	--	--	--	--	--	--	--	--	--	--	--	--	--	--	--	--	--	
	2018 TOTALS:	245	75	146	24	784	4,488	5.76	365	242	9	2,799	21	41	232	378	1,689	4.40	6	81	633	16	5	--	

OPPONENT SEASON TOTALS

Opponent

(As of Dec 4, 2018, 4:24 am PST)

2018 : Regular Season

OPPONENT																										
		FIRST DOWNS				OFFENSE			NET PASSING							NET RUSHING				PEN			FUMBLES			
DATE	OPPONENT	T	R	P	PN	AT	YDS	AVG	A	C	I	YDS	TD	SK	YDS	AT	YDS	AVG	TD	NO	YD	NO	LST	TOP		
9/9	at New England	23	5	16	2	72	389	5.40	39	26	1	267	3	2	10	31	122	3.90	0	6	36	3	2	31:10		
9/16	at Tennessee	15	7	7	1	57	283	5.00	22	15	0	183	2	1	8	34	100	2.90	0	8	70	1	0	30:22		
9/23	N.Y. Giants	21	4	16	1	60	379	6.30	29	25	0	265	2	4	32	27	114	4.20	1	3	20	2	0	35:30		
9/30	at Indianapolis	28	3	23	2	83	478	5.80	62	40	0	437	4	4	27	17	41	2.40	0	10	85	3	2	29:56		
10/7	Dallas	14	6	8	0	60	292	4.90	29	18	2	194	1	2	14	29	98	3.40	0	7	72	0	0	31:32		
10/14	Buffalo	12	4	8	0	58	229	3.90	29	16	2	129	1	2	16	27	100	3.70	0	12	104	2	1	33:00		
10/21	at Jacksonville	15	4	11	0	68	259	3.80	42	27	1	189	1	4	28	22	70	3.20	0	2	15	3	2	30:25		
10/25	Miami	18	6	11	1	65	370	5.70	38	22	1	254	1	2	15	25	116	4.60	1	5	63	0	0	31:09		
11/4	at Denver	19	5	13	1	64	348	5.40	42	26	0	273	1	2	17	20	75	3.80	1	8	50	1	1	27:35		
11/18	at Washington	23	9	12	2	73	278	3.80	39	18	2	154	1	5	35	29	124	4.30	2	6	43	1	0	30:57		
11/26	Tennessee	14	3	10	1	52	365	7.00	23	22	0	260	2	6	43	23	105	4.60	0	7	50	2	1	30:02		
12/2	Cleveland	20	3	15	2	52	428	8.20	43	29	3	397	1	0	0	9	31	3.40	1	6	45	1	1	22:25		
12/9	Indianapolis	--	--	--	--	--	--	--	--	--	--	--	--	--	--	--	--	--	--	--	--	--	--	--		
12/15	at N.Y. Jets	--	--	--	--	--	--	--	--	--	--	--	--	--	--	--	--	--	--	--	--	--	--	--		
12/23	at Philadelphia	--	--	--	--	--	--	--	--	--	--	--	--	--	--	--	--	--	--	--	--	--	--	--		
12/30	Jacksonville	--	--	--	--	--	--	--	--	--	--	--	--	--	--	--	--	--	--	--	--	--	--	--		
	2018 TOTALS:	222	59	150	13	764	4,098	5.43	437	284	12	3,002	20	34	245	293	1,096	3.70	6	80	653	19	10	--		

QUARTER-BY-QUARTER SCORING

(As of Dec 4, 2018, 4:24 am PST)

2018 : Regular Season

TEXANS									OPPONENTS					
DATE	OPPONENT	W/L	1ST	2ND	3RD	4TH	OT	TOTAL	1ST	2ND	3RD	4TH	OT	TOTAL
9/9	at New England	L	3	3	7	7	0	20	7	14	3	3	0	27
9/16	at Tennessee	L	0	7	3	7	0	17	14	0	0	6	0	20
9/23	N.Y. Giants	L	3	3	3	13	0	22	7	13	0	7	0	27
9/30	at Indianapolis	W	14	7	7	3	6	37	7	3	7	14	3	34
10/7	Dallas	W	0	10	3	3	3	19	6	0	7	3	0	16
10/14	Buffalo	W	7	3	0	10	0	20	0	0	6	7	0	13
10/21	at Jacksonville	W	6	7	7	0	0	20	0	0	7	0	0	7
10/25	Miami	W	7	13	14	14	0	42	7	3	10	3	0	23
11/4	at Denver	W	7	9	0	3	0	19	3	7	7	0	0	17
11/18	at Washington	W	10	7	3	3	0	23	0	7	7	7	0	21
11/26	Tennessee	W	7	17	3	7	0	34	10	0	7	0	0	17
12/2	Cleveland	W	10	13	3	3	0	29	0	0	7	6	0	13
12/9	Indianapolis	--	--	--	--	--	--	--	--	--	--	--	--	--
12/15	at N.Y. Jets	--	--	--	--	--	--	--	--	--	--	--	--	--
12/23	at Philadelphia	--	--	--	--	--	--	--	--	--	--	--	--	--
12/30	Jacksonville	--	--	--	--	--	--	--	--	--	--	--	--	--
2018 TOTALS:		9-3	74	99	53	73	9	302	61	47	68	56	3	235

REDZONE POSSESSIONS

2018 REGULAR SEASON					
		INSIDE THE 20		GOAL TO GO SITUATIONS	
DATE	OPPONENT	OFFENSE	DEFENSE	OFFENSE	DEFENSE
09/09	at New England	FG - 42 yards FG - 36 yards Downs TD - Run TD - Pass	TD - Pass TD - Pass TD - Pass FG - 35 yards	TD - Run TD - Pass	TD - Pass
09/16	at Tennessee	FG - 34 yards	TD - Pass FG - 31 yards	Field Goal - 34 yards	NONE
09/23	N.Y. Giants	FG - 23 yards FG - 28 yards Interception TD - Pass TD - Pass	TD - Run FG - 30 yards TD - Pass TD - Pass	Field Goal - 23 yards Field Goal - 28 yards Interception TD - Pass TD - Pass	TD - Pass
09/30	at Indianapolis	TD - Pass TD - Pass TD - Run FG - 29 yards FG - 37 yards	TD - Pass TD - Pass TD - Pass TD - Pass	TD - Pass TD - Pass TD - Run	TD - Pass TD - Pass TD - Pass
10/07	Dallas	TD - Pass FG - 20 yards Downs FG - 21 yards FG - 19 yards FG - 36 yards	FG - 27 yards TD - Pass	TD - Pass Field Goal - 20 yards Lost on Downs Field Goal - 21 yards Field Goal - 19 yards	TD - Pass
10/14	Buffalo	TD - Pass FG - 33 yards Interception FG - 27 yards	FG - 23 yards TD - Pass	Field Goal - 27 yards	Field Goal - 23 yards
10/21	at Jacksonville	FG - 44 yards TD - Run TD - Pass	TD - Pass	TD - Run	TD - Pass
10/25	Miami	TD - Run TD - Pass TD - Pass TD - Pass	TD - Run FG - 37 yards	TD - Run TD - Pass TD - Pass	NONE
11/04	at Denver	TD - Pass Downs TD - Pass FG - 37 yards	TD - Run TD - Pass	NONE	TD - Pass
11/18	at Washington	FG - 23 yards TD - Pass FG - 33 yards	TD - Run Interception TD - Pass TD - Run	TD - Interception Field Goal - 33 yards	TD - Run Interception TD - Run
11/26	Tennessee	TD - Pass TD - Run TD - Pass	FG - 31 yards Downs	NONE	NONE
12/02	Cleveland	FG - 35 yards TD - Pass	TD - Run TD - Pass	NONE	TD - Run
12/09	Indianapolis	--	--	--	--
12/15	at N.Y. Jets	--	--	--	--
12/23	at Philadelphia	--	--	--	--
12/30	Jacksonville	--	--	--	--

		OFFENSE DEFENSE		OFFENSE DEFENSE	
Inside the 20	45	31	Goal-To-Go Situations	23	13
Scores	40	29	Scores	20	12
Touchdowns	22	22	Touchdowns	12	11
Field Goals	18	7	Field Goals	8	1
Total Points in 20	206	173	Total Points	108	80
Fumbles	0	0	Fumbles	0	0
Interceptions	2	1	Interceptions	2	1
Missed Field Goals	0	0	Missed Field Goals	0	0
Lost on Downs	3	1	Lost on Downs	1	0
End of Half/Game	0	0	End of Half/Game	0	0
TDs Outside	5	4			

TEXANS DRIVE ENGINEERING

Texans

(As of Dec 4, 2018, 4:24 am PST)

2018 : Regular Season

TEXANS																					
DATE	OPPONENT	QB	POSS	TD	PAT	2-PT	M-2PT	FG	MFG	BK-FG	PUNT	INT	FUM	SAF	DWNS	HF	GM	PTS	TD%	SCORE%	PTS/POSS
9/9	at New England	D. Watson	15	2	2	0	0	2	0	0	6	1	1	0	1	1	1	20	13.3	26.7	1.33
9/16	at Tennessee	D. Watson	10	2	2	0	0	1	1	0	4	1	0	0	0	0	1	17	20.0	30.0	1.70
9/23	N.Y. Giants	D. Watson	10	2	1	0	1	3	0	0	3	1	1	0	0	0	0	22	20.0	50.0	2.20
9/30	at Indianapolis	D. Watson	14	4	4	0	0	3	1	0	5	1	0	0	0	1	0	37	28.6	42.9	2.64
10/7	Dallas	D. Watson	12	1	1	0	0	4	1	0	3	1	1	0	1	0	0	19	8.3	41.7	1.58
10/14	Buffalo	D. Watson	13	2	2	0	0	2	0	0	5	2	1	0	0	0	2	20	15.4	23.1	1.54
10/21	at Jacksonville	D. Watson	12	2	2	0	0	2	0	0	6	0	0	0	0	1	1	20	16.7	33.3	1.67
10/25	Miami	D. Watson	12	6	6	0	0	0	0	0	5	0	0	0	0	1	0	42	50.0	50.0	3.50
11/4	at Denver	D. Watson	11	2	1	0	0	2	0	0	6	0	0	0	1	0	0	19	18.2	36.4	1.73
11/18	at Washington	D. Watson	11	2	2	0	0	3	2	0	1	2	1	0	0	0	1	23	18.2	36.4	2.09
11/26	Tennessee	D. Watson	12	4	4	0	0	2	0	0	5	0	0	0	0	0	1	34	33.3	50.0	2.83
12/2	Cleveland	D. Watson	10	2	2	0	0	5	0	0	3	0	0	0	0	0	1	29	20.0	60.0	2.90
12/9	Indianapolis																				
12/15	at N.Y. Jets																				
12/23	at Philadelphia																				
12/30	Jacksonville																				
	2018 TOTALS:		142	31	29	0	1	29	5	0	52	9	5	0	3	4	8	302	21.8	40.0	2.14

OPPONENT DRIVE ENGINEERING

Opponent

(As of Dec 4, 2018, 4:24 am PST)

2018 : Regular Season

OPPONENTS																					
DATE	OPPONENT	QB	POSS	TD	PAT	2-PT	M-2PT	FG	MFG	BK-FG	PUNT	INT	FUM	SAF	DWNS	HF	GM	PTS	TD%	SCORE%	PTS/POSS
9/9	at New England	T. Brady	13	3	3	0	0	2	0	0	6	1	2	0	0	0	0	27	23.1	38.5	2.08
9/16	at Tennessee	B. Gabbert	10	2	2	0	0	2	0	0	5	0	0	0	0	1	0	20	20.0	40.0	2.00
9/23	N.Y. Giants	E. Manning	10	3	3	0	0	2	0	0	4	0	0	0	0	0	1	27	30.0	50.0	2.70
9/30	at Indianapolis	A. Luck	15	4	3	1	1	2	0	0	5	0	2	0	1	1	0	34	26.7	40.0	2.27
10/7	Dallas	D. Prescott	13	1	1	0	0	3	0	0	5	2	0	0	0	2	0	16	7.7	30.8	1.23
10/14	Buffalo	J. Allen	12	1	1	0	0	2	0	0	6	2	1	0	0	1	0	13	8.3	25.0	1.08
10/21	at Jacksonville	B. Bortles	11	1	1	0	0	0	0	0	6	1	2	0	1	0	0	7	9.1	9.1	0.64
10/25	Miami	B. Osweiler	12	2	2	0	0	3	0	0	4	1	0	0	1	0	1	23	16.7	41.7	1.92
11/4	at Denver	C. Keenum	11	2	2	0	0	1	2	0	5	0	1	0	0	0	0	17	18.2	27.3	1.55
11/18	at Washington	A. Smith	12	3	3	0	0	0	1	0	5	2	0	0	0	1	0	21	25.0	25.0	1.75
11/26	Tennessee	M. Mariota	11	2	2	0	0	1	0	0	6	0	1	0	1	0	0	17	18.2	27.3	1.55
12/2	Cleveland	B. Mayfield	11	2	1	0	1	0	0	0	2	3	1	0	2	1	0	13	18.2	18.2	1.18
12/9	Indianapolis																				
12/15	at N.Y. Jets																				
12/23	at Philadelphia																				
12/30	Jacksonville																				
	2018 TOTALS:		141	26	24	1	2	18	3	0	59	12	10	0	6	7	2	235	18.4	31.1	1.66

3RD DOWN AND...

Texans		(As of Dec 4, 2018, 4:24 am PST)										2018 : Regular Season	
DATE	OPPONENT	1	2	3	4	5	6	7	8	9	10	10+	TOTAL
9/9	at New England	1-1		1-1		0-1	0-2		0-1	0-1	0-1	0-3	2-11
9/16	at Tennessee	0-1			1-1	1-1	2-2	1-1	0-1	0-1		0-3	5-11
9/23	N.Y. Giants			2-2	0-2	0-1	1-1		2-2	0-1		0-3	5-12
9/30	at Indianapolis	1-1	1-2	1-1		1-2	1-1	1-1	0-1	2-2	0-2	0-3	8-16
10/7	Dallas	1-4	0-1	1-2	1-2		1-1			1-2		0-3	5-15
10/14	Buffalo	0-1	2-2		0-2	0-1		0-1	0-2			1-4	3-13
10/21	at Jacksonville	2-2	1-2		0-2	3-3	0-1		0-1	0-1	1-2	1-2	8-16
10/25	Miami	1-2	2-2	1-1		1-1	0-1		1-2	0-1	0-2		6-12
11/4	at Denver	2-2	1-1	0-1	1-2					0-2	0-2	0-3	4-13
11/18	at Washington	2-2	1-1	0-1		0-1		1-2				0-4	4-11
11/26	Tennessee	1-2	1-2	1-2	0-1	0-1	0-1	0-1		1-1			4-11
12/2	Cleveland	3-3		0-1	0-1	1-1	0-1	1-2	1-2	0-1	0-1	2-3	8-16
12/9	Indianapolis	--	--	--	--	--	--	--	--	--	--	--	--
12/15	at N.Y. Jets	--	--	--	--	--	--	--	--	--	--	--	--
12/23	at Philadelphia	--	--	--	--	--	--	--	--	--	--	--	--
12/30	Jacksonville	--	--	--	--	--	--	--	--	--	--	--	--
	2018 TOTALS:	14-21	9-13	7-12	3-13	7-13	5-11	4-8	4-12	4-13	1-10	4-31	62-157
	PERCENTAGE:	66.7%	69.2%	58.3%	23.1%	53.8%	45.5%	50.0%	33.3%	30.8%	10.0%	12.9%	39.5%

4TH DOWN AND...

Texans		(As of Dec 4, 2018, 4:24 am PST)										2018 : Regular Season	
DATE	OPPONENT	1	2	3	4	5	6	7	8	9	10	10+	TOTAL
9/9	at New England					0-1							0-1
9/16	at Tennessee												
9/23	N.Y. Giants				1-1				1-1				2-2
9/30	at Indianapolis							1-1					1-1
10/7	Dallas	0-1											0-1
10/14	Buffalo												
10/21	at Jacksonville												
10/25	Miami		1-1										1-1
11/4	at Denver	0-1											0-1
11/18	at Washington												
11/26	Tennessee	1-1											1-1
12/2	Cleveland												
12/9	Indianapolis	--	--	--	--	--	--	--	--	--	--	--	--
12/15	at N.Y. Jets	--	--	--	--	--	--	--	--	--	--	--	--
12/23	at Philadelphia	--	--	--	--	--	--	--	--	--	--	--	--
12/30	Jacksonville	--	--	--	--	--	--	--	--	--	--	--	--
	2018 TOTALS:	1-3	1-1		1-1	0-1		1-1	1-1				5-8
	PERCENTAGE:	33.3%	100.0%		100.0%	0.0%		100.0%	100.0%				62.5%

TAKEAWAY/GIVEAWAY CHART

DATE	OPPONENT	HOU +/- RATIO	HOU TAKES	POINTS OFF TAKES	HOU GIVES	POINTS OFF GIVES	POINTS OFF TO RATIO
09/09	at New England	+1	3 (2 FUM, 1 INT)	10	2 (1 FUM, 1 INT)	7	+3
09/16	at Tennessee	-1	0 (0 FUM, 0 INT)	0	1 (0 FUM, 1 INT)	0	0
09/23	N.Y. Giants	-2	0 (0 FUM, 0 INT)	0	2 (1 FUM, 1 INT)	0	0
09/30	at Indianapolis	+1	2 (2 FUM, 0 INT)	14	1 (0 FUM, 1 INT)	0	+14
10/07	Dallas	0	2 (0 FUM, 2 INT)	3	2 (1 FUM, 1 INT)	7	-4
10/14	Buffalo	0	3 (1 FUM, 2 INT)	14	3 (1 FUM, 2 INT)	10	+4
10/21	at Jacksonville	+3	3 (2 FUM, 1 INT)	10	0 (0 FUM, 0 INT)	0	+10
10/25	Miami	+1	1 (0 FUM, 1 INT)	7	0 (0 FUM, 0 INT)	0	+7
11/04	at Denver	+1	1 (1 FUM, 0 INT)	6	0 (0 FUM, 0 INT)	0	+6
11/18	at Washington	-1	2 (0 FUM, 2 INT)	7	3 (1 FUM, 2 INT)	7	0
11/26	Tennessee	+1	1 (1 FUM, 0 INT)	0	0 (0 FUM, 0 INT)	0	0
12/02	Cleveland	+4	4 (1 FUM, 3 INT)	10	0 (0 FUM, 0 INT)	0	+10
12/09	Indianapolis	--	--	--	--	--	--
12/15	at N.Y. Jets	--	--	--	--	--	--
12/23	at Philadelphia	--	--	--	--	--	--
12/30	Jacksonville	--	--	--	--	--	--
	TOTALS	+8	22 (10 FUM, 12 INT)	81	14 (5 FUM, 9 INT)	31	+50

DRIVE CHARTS

2018 REGULAR SEASON

WEEK 1: TEXANS 20, PATRIOTS 27

SEPTEMBER 9, 2018

TEXANS													PATRIOTS												
#	RECD	LOST	POSS	OBTAINED	BEGAN	PLAYS	YDS	PEN	NET	1ST	ENDED	GIVEN UP	#	RECD	LOST	POSS	OBTAINED	BEGAN	PLAYS	YDS	PEN	NET	1ST	ENDED	GIVEN UP
1	13:04	12:58	0:06	Punt	HOU 22	1	-3	0	-3	0	HOU 22	Fumble	1	15:00	13:04	1:56	Kickoff	NE 25	3	8	0	8	0	NE 33	Punt
2	11:50	10:21	1:29	Kickoff	HOU 27	3	4	0	4	0	HOU 31	Punt	2	12:58	11:50	1:08	Fumble	HOU 19	3	24	-5	19	1	HOU 21	Touchdown
3	07:51	05:39	2:12	Punt	HOU 9	6	48	0	48	2	NE 43	Punt	3	10:21	07:51	2:30	Punt	NE 33	5	18	0	18	1	HOU 49	Punt
4	04:06	02:33	1:33	Interception	NE 17	4	-7	0	-7	0	NE 24	Field Goal	4	05:39	04:06	1:33	Punt	NE 6	3	9	-5	4	0	NE 10	Interception
5	12:38	09:01	3:37	Kickoff	HOU 37	9	44	0	44	2	NE 19	Field Goal	5	02:33	12:38	4:55	Kickoff	NE 25	10	61	14	75	6	HOU 12	Touchdown
6	07:09	05:30	1:39	Punt	HOU 34	4	24	0	24	1	NE 42	Interception	6	09:01	07:09	1:52	Kickoff	NE 18	6	12	0	12	1	NE 30	Punt
7	04:24	01:28	2:56	Punt	HOU 34	6	29	-15	14	1	HOU 48	Punt	7	05:30	04:24	1:06	Interception	NE 20	3	6	0	6	0	NE 26	Punt
8	00:14	00:00	0:14	Kickoff	HOU 30	1	-1	0	-1	0	HOU 30	End Half	8	01:28	00:14	1:14	Punt	NE 22	8	78	0	78	5	HOU 4	Touchdown
9	15:00	12:54	2:06	Kickoff	HOU 28	3	9	0	9	0	HOU 37	Punt	9	12:54	12:09	0:45	Punt	NE 21	2	29	0	29	0	NE 25	Fumble
10	12:09	09:52	2:17	Fumble	HOU 45	7	38	0	38	2	NE 17	Downs	10	09:52	06:02	3:50	Downs	NE 17	10	58	5	63	3	HOU 20	Field Goal
11	06:02	01:52	4:10	Kickoff	HOU 32	10	73	-5	68	6	NE 1	Touchdown	11	01:52	09:48	7:04	Kickoff	NE 25	13	58	0	58	5	HOU 17	Field Goal
12	09:48	07:09	2:39	Kickoff	HOU 31	5	20	0	20	1	NE 49	Punt	12	07:09	05:17	1:52	Punt	NE 12	3	8	0	8	0	NE 20	Punt
13	05:17	04:32	0:45	Punt	HOU 34	3	2	0	2	0	HOU 36	Punt	13	02:08	00:43	1:25	Kickoff	NE 25	5	20	0	20	1	NE 45	Punt
14	04:32	02:08	2:24	Muffed Punt	NE 16	6	15	1	16	3	NE 5	Touchdown													
15	00:43	00:00	0:43	Punt	HOU 1	5	27	15	42	3	HOU 43	End Game													

WEEK 2: TEXANS 17, TITANS 20

SEPTEMBER 16, 2018

TEXANS													TITANS												
#	RECD	LOST	POSS	OBTAINED	BEGAN	PLAYS	YDS	PEN	NET	1ST	ENDED	GIVEN UP	#	RECD	LOST	POSS	OBTAINED	BEGAN	PLAYS	YDS	PEN	NET	1ST	ENDED	GIVEN UP
1	15:00	12:05	2:55	Kickoff	HOU 25	5	13	-5	8	1	HOU 33	Punt	1	12:05	09:51	2:14	Punt	TEN 16	5	79	5	84	2	TEN 34	Touchdown
2	09:51	05:10	4:41	Kickoff	HOU 25	8	28	11	39	2	TEN 36	Missed FG	2	05:10	00:35	4:35	Missed FG	TEN 44	9	56	0	56	4	HOU 18	Touchdown
3	00:35	12:14	3:21	Kickoff	HOU 25	7	53	-15	38	2	TEN 37	Interception	3	12:14	08:54	3:20	Interception	TEN 20	6	19	0	19	1	TEN 39	Punt
4	08:54	07:36	1:18	Punt	HOU 12	3	9	0	9	0	HOU 21	Punt	4	07:36	03:28	4:08	Punt	TEN 22	7	14	-23	-9	1	TEN 13	Punt
5	03:28	00:58	2:30	Punt	HOU 47	6	68	-15	53	3	TEN 28	Touchdown	5	00:58	00:00	0:58	Kickoff	TEN 25	3	9	0	9	0	TEN 28	End Half
6	13:25	08:17	5:08	Punt	HOU 4	10	58	0	58	3	TEN 38	Punt	6	15:00	13:25	1:35	Kickoff	TEN 25	3	6	0	6	0	TEN 31	Punt
7	06:39	02:39	4:00	Punt	HOU 48	9	36	0	36	3	TEN 16	Field Goal	7	08:17	06:39	1:38	Punt	TEN 5	3	5	0	5	0	TEN 10	Punt
8	00:08	13:25	1:43	Punt	HOU 30	5	70	0	70	3	TEN 39	Touchdown	8	02:39	00:08	2:31	Kickoff	TEN 25	3	-3	-5	-8	0	TEN 17	Punt
9	09:43	06:41	3:02	Kickoff	HOU 25	6	38	0	38	2	TEN 37	Punt	9	13:25	09:43	3:42	Kickoff	TEN 25	8	36	15	51	3	HOU 24	Field Goal
10	01:00	00:00	1:00	Kickoff	HOU 25	5	54	0	54	2	HOU 48	End Game	10	06:41	01:00	5:41	Punt	TEN 25	12	62	0	62	4	HOU 13	Field Goal

WEEK 3: TEXANS 22, GIANTS 27

SEPTEMBER 23, 2018

TEXANS													GIANTS												
#	RECD	LOST	POSS	OBTAINED	BEGAN	PLAYS	YDS	PEN	NET	1ST	ENDED	GIVEN UP	#	RECD	LOST	POSS	OBTAINED	BEGAN	PLAYS	YDS	PEN	NET	1ST	ENDED	GIVEN UP
1	15:00	10:10	4:50	Kickoff	HOU 26	11	69	0	69	4	NYG 5	Field Goal	1	10:10	04:10	6:00	Kickoff	NYG 25	10	80	-5	75	5	HOU 15	Touchdown
2	04:10	02:03	2:07	Kickoff	HOU 22	3	11	-5	6	0	HOU 28	Punt	2	02:03	11:49	5:14	Punt	NYG 16	9	48	10	58	3	HOU 26	Field Goal
3	11:49	10:34	1:15	Kickoff	HOU 25	3	6	-5	1	0	HOU 26	Punt	3	10:34	04:35	5:59	Punt	NYG 24	10	64	0	64	3	HOU 12	Field Goal
4	04:35	03:16	1:19	Kickoff	HOU 25	3	4	0	4	0	HOU 29	Punt	4	03:16	01:20	1:56	Punt	NYG 29	6	71	0	71	3	HOU 16	Touchdown
5	01:20	00:00	1:20	Kickoff	HOU 25	9	70	-5	65	4	NYG 10	Field Goal	5	15:00	11:54	3:06	Kickoff	NYG 22	5	15	0	15	1	NYG 37	Punt
6	11:54	08:41	3:13	Punt	HOU 24	7	41	0	41	1	NYG 35	Field Goal	6	08:41	05:42	2:59	Kickoff	NYG 9	4	20	0	20	1	NYG 29	Punt
7	05:42	03:47	1:55	Punt	HOU 45	5	28	0	28	1	NYG 33	Fumble	7	03:47	01:57	1:50	Fumble	NYG 25	4	1	-10	-9	0	NYG 16	Punt
8	01:57	14:05	2:52	Punt	HOU 39	5	46	-10	36	3	NYG 25	Interception	8	14:05	11:09	2:56	Interception	NYG 20	4	4	0	4	1	NYG 24	Punt
9	11:09	07:37	3:32	Punt	HOU 33	7	77	-10	67	4	NYG 6	Touchdown	9	07:37	02:08	5:29	Kickoff	NYG 23	9	77	0	77	4	HOU 7	Touchdown
10	02:08	00:01	2:07	Kickoff	HOU 25	12	75	0	75	4	NYG 4	Touchdown	10	00:01	00:00	0:01	Kickoff	NYG 29	1	-1	0	-1	0	NYG 29	End Game

WEEK 4: TEXANS 37, COLTS 34

SEPTEMBER 30, 2018

TEXANS													COLTS												
#	RECD	LOST	POSS	OBTAINED	BEGAN	PLAYS	YDS	PEN	NET	1ST	ENDED	GIVEN UP	#	RECD	LOST	POSS	OBTAINED	BEGAN	PLAYS	YDS	PEN	NET	1ST	ENDED	GIVEN UP
1	11:17	05:35	5:42	Kickoff	HOU 25	9	31	-5	26	2	IND 49	Punt	1	15:00	11:17	3:43	Kickoff	IND 25	7	75	0	75	4	HOU 4	Touchdown
2	03:12	01:45	1:27	Punt	HOU 48	5	52	0	52	3	IND 3	Touchdown	2	05:35	05:19	0:16	Punt	IND 2	2	-2	0	-2	0	IND 2	Fumble
3	14:12	11:59	2:13	Punt	HOU 15	5	40	0	40	2	IND 45	Punt	3	05:19	03:12	2:07	Kickoff	IND 24	3	-9	-5	-14	0	IND 10	Punt
4	10:46	08:50	1:56	Punt	HOU 24	4	20	0	20	1	HOU 44	Punt	4	01:45	14:12	2:33	Kickoff	IND 25	8	18	5	23	2	IND 48	Punt
5	07:18	01:53	5:25	Punt	HOU 46	10	11	0	11	2	IND 43	Punt	5	11:59	10:46	1:13	Punt	IND 14	6	22	0	22	1	IND 36	Punt
6	01:47	01:08	0:39	Fumble	IND 8	2	8	0	8	1	IND 5	Touchdown	6	08:50	07:18	1:32	Punt	IND 9	3	1	0	1	0	IND 10	Punt
7	00:02	00:00	0:02	Kickoff		0	0	0	0	0		End Half	7	01:53	01:47	0:06	Punt	IND 12	1	-4	0	-4	0	IND 12	Fumble
8	15:00	06:39	8:21	Kickoff	HOU 21	15	84	-5	79	8	IND 5	Touchdown	8	01:08	00:02	1:06	Kickoff	IND 30	6	36	10	46	2	HOU 24	Field Goal
9	05:14	04:35	0:39	Kickoff	HOU 21	2	14	0	14	1	HOU 35	Interception	9	06:39	05:14	1:25	Kickoff	IND 25	5	70	5	75	4	HOU 14	Touchdown
10	02:42	14:03	3:39	Punt	HOU 6	7	35	0	35	2	HOU 41	Punt	10	04:35	02:42	1:53	Interception	HOU 45	3	3	-5	-2	0	HOU 47	Punt
11	07:41	02:58	4:43	Kickoff	HOU 24	10	54	0	54	2	IND 22	Field Goal	11	14:03	07:41	6:22	Punt	IND 27	13	103	-30	73	6	HOU 5	Touchdown
12	00:45	00:01	0:44	Kickoff	HOU 25	4	34	0	34	1	IND 41	Missed FG	12	02:58	00:45	2:13	Kickoff	IND 15	9	85	0	85	5	HOU 9	Touchdown
13	06:00	01:50	4:10	Kickoff	HOU 30	12	59	0	59	4	IND 11	Field Goal	13	00:01	00:00	0:01	Missed FG	IND 49	1	0	0	0	0	IND 49	End Half
14	00:24	00:00	0:24	Downs	IND 43	3	24	0	24	1	IND 19	Field Goal	14	10:00	06:00	4:00	Kickoff	IND 25	13	50	0	50	3	HOU 25	Field Goal

DRIVE CHARTS

WEEK 5: TEXANS 19, COWBOYS 16

OCTOBER 7, 2018

TEXANS													COWBOYS												
#	RECD	LOST	POSS	OBTAINED	BEGAN	PLAYS	YDS	PEN	NET	1ST	ENDED	GIVEN UP	#	RECD	LOST	POSS	OBTAINED	BEGAN	PLAYS	YDS	PEN	NET	1ST	ENDED	GIVEN UP
1	10:03	05:48	4:15	Kickoff	HOU 25	8	45	0	45	3	DAL 30	Missed FG	1	15:00	10:03	4:57	Kickoff	DAL 25	9	66	0	66	2	HOU 9	Field Goal
2	03:10	13:40	4:30	Kickoff	HOU 30	8	70	0	70	3	DAL 1	Touchdown	2	05:48	03:10	2:38	Missed FG	DAL 38	5	37	0	37	1	HOU 25	Field Goal
3	11:57	06:00	5:57	Punt	HOU 19	12	69	10	79	5	DAL 2	Field Goal	3	13:40	11:57	1:43	Kickoff	DAL 25	4	20	0	20	1	DAL 45	Punt
4	01:31	00:03	1:28	Interception	HOU 31	8	67	0	67	3	DAL 1	Downs	4	06:00	01:31	4:29	Kickoff	DAL 25	10	36	0	36	3	HOU 39	Interception
5	15:00	13:51	1:09	Kickoff	HOU 25	3	5	0	5	0	HOU 31	Fumble	5	00:03	00:00	0:03	Downs	DAL 2	1	-1	0	-1	0	DAL 2	End Half
6	11:52	09:26	2:26	Kickoff	HOU 25	4	14	0	14	1	HOU 39	Punt	6	13:51	11:52	1:59	Fumble	HOU 16	5	16	0	16	2	HOU 3	Touchdown
7	07:55	05:02	2:53	Interception	DAL 29	8	26	0	26	2	DAL 3	Field Goal	7	09:26	07:55	1:31	Punt	DAL 20	3	2	0	2	0	DAL 22	Interception
8	02:31	00:57	1:34	Punt	HOU 24	3	9	0	9	0	HOU 33	Punt	8	05:02	02:31	2:31	Kickoff	DAL 25	5	15	0	15	1	DAL 40	Punt
9	13:29	08:31	4:58	Punt	HOU 40	9	27	32	59	4	DAL 1	Field Goal	9	00:57	13:29	2:28	Punt	DAL 15	4	23	-10	13	1	DAL 28	Punt
10	05:39	03:25	2:14	Kickoff	HOU 25	3	5	0	5	0	HOU 30	Punt	10	08:31	05:39	2:52	Kickoff	DAL 25	5	45	0	45	1	HOU 30	Field Goal
11	01:41	00:10	1:31	Punt	HOU 10	7	41	0	41	2	DAL 49	Interception	11	03:25	01:41	1:44	Punt	DAL 45	3	0	0	0	0	DAL 45	Punt
12	05:33	01:50	3:43	Punt	HOU 10	8	72	0	72	2	DAL 18	Field Goal	12	00:10	00:00	0:10	Interception	DAL 47	2	0	0	0	0	DAL 47	End Half

WEEK 6: TEXANS 20, BILLS 13

OCTOBER 14, 2018

TEXANS													BILLS												
#	RECD	LOST	POSS	OBTAINED	BEGAN	PLAYS	YDS	PEN	NET	1ST	ENDED	GIVEN UP	#	RECD	LOST	POSS	OBTAINED	BEGAN	PLAYS	YDS	PEN	NET	1ST	ENDED	GIVEN UP
1	11:07	07:35	3:32	Punt	HOU 5	6	16	5	21	2	HOU 26	Punt	1	15:00	11:07	3:53	Kickoff	BUF 22	7	37	-5	32	2	HOU 46	Punt
2	07:35	04:43	2:52	Muffed Punt	BUF 29	5	39	-10	29	2	BUF 13	Touchdown	2	04:43	01:15	3:28	Kickoff	BUF 23	5	9	0	9	1	BUF 32	Punt
3	01:15	13:41	2:34	Punt	HOU 20	6	21	0	21	2	HOU 41	Punt	3	13:41	10:13	3:28	Punt	BUF 34	6	13	0	13	1	BUF 47	Blocked Punt
4	10:13	08:33	1:40	Blocked Punt	BUF 21	4	7	0	7	0	BUF 14	Field Goal	4	08:33	05:49	2:44	Kickoff	BUF 25	3	-3	-16	-19	0	BUF 6	Punt
5	05:49	00:39	5:10	Punt	HOU 40	10	32	0	32	3	BUF 28	Interception	5	00:39	00:00	0:39	Interception	BUF 20	1	-3	0	-3	0	BUF 20	End Half
6	15:00	14:23	0:37	Kickoff	HOU 30	3	5	0	5	0	HOU 35	Interception	6	14:23	10:12	4:11	Interception	HOU 30	9	26	0	26	2	HOU 4	Field Goal
7	10:12	07:17	2:55	Kickoff	HOU 25	5	23	0	23	1	HOU 48	Punt	7	07:17	04:28	2:49	Punt	BUF 10	3	12	-5	7	0	BUF 17	Punt
8	04:28	03:31	0:57	Punt	HOU 31	3	3	0	3	0	HOU 34	Punt	8	03:31	02:12	1:19	Punt	BUF 21	5	45	0	45	1	HOU 34	Field Goal
9	02:12	00:46	1:26	Kickoff	HOU 25	3	7	0	7	0	HOU 34	Fumble	9	00:46	13:00	2:46	Fumble	HOU 32	5	32	0	32	2	HOU 16	Touchdown
10	13:00	10:27	2:33	Kickoff	HOU 25	4	16	0	16	1	HOU 41	Punt	10	10:27	03:55	6:32	Punt	BUF 7	9	44	-10	34	2	BUF 41	Punt
11	03:55	01:34	2:21	Punt	HOU 8	9	48	36	84	4	BUF 8	Field Goal	11	01:34	01:23	0:11	Kickoff	BUF 25	2	0	0	0	0	BUF 25	Interception
12	00:23	00:00	0:23	Interception	BUF 21	1	-1	0	-1	0	BUF 21	End Game	12	01:23	00:23	1:00	Kickoff	BUF 13	5	17	0	17	1	BUF 30	Interception
13	00:23	00:00	0:23	Interception	BUF 21	1	-1	0	-1	0	BUF 21	End Game													

WEEK 7: TEXANS 20, JAGUARS 7

OCTOBER 21, 2018

TEXANS													JAGUARS												
#	RECD	LOST	POSS	OBTAINED	BEGAN	PLAYS	YDS	PEN	NET	1ST	ENDED	GIVEN UP	#	RECD	LOST	POSS	OBTAINED	BEGAN	PLAYS	YDS	PEN	NET	1ST	ENDED	GIVEN UP
1	13:37	10:22	3:15	Fumble	JAX 36	7	10	0	10	1	JAX 26	Field Goal	1	15:00	13:37	1:23	Kickoff	JAX 25	3	9	0	9	0	JAX 31	Fumble
2	07:25	02:39	4:46	Punt	HOU 20	9	61	-10	51	2	JAX 29	Field Goal	2	10:22	07:25	2:57	Kickoff	JAX 25	6	38	0	38	1	HOU 37	Punt
3	01:06	13:11	2:55	Punt	HOU 18	6	34	-5	29	1	HOU 47	Punt	3	02:39	01:06	1:33	Kickoff	JAX 25	3	3	0	3	0	JAX 28	Punt
4	10:26	05:31	4:55	Punt	HOU 40	9	60	0	60	5	JAX 5	Touchdown	4	13:11	10:26	2:45	Punt	JAX 10	4	24	0	24	1	JAX 34	Punt
5	01:11	00:00	1:11	Punt	HOU 20	3	12	0	12	1	HOU 29	End Half	5	05:31	01:11	4:20	Kickoff	JAX 5	11	40	0	40	3	JAX 45	Punt
6	15:00	12:50	2:10	Kickoff	HOU 25	6	24	-5	19	1	HOU 44	Punt	6	12:50	11:27	1:23	Punt	JAX 1	3	7	0	7	0	JAX 4	Fumble
7	11:27	10:50	0:37	Fumble	JAX 12	2	12	0	12	1	JAX 10	Touchdown	7	10:50	07:55	2:55	Kickoff	JAX 25	6	8	5	13	1	JAX 38	Punt
8	07:55	06:55	1:00	Punt	HOU 7	3	0	0	0	0	HOU 7	Punt	8	06:55	02:18	4:37	Punt	HOU 47	10	47	0	47	4	HOU 6	Touchdown
9	02:18	14:06	3:12	Kickoff	HOU 25	6	27	0	27	1	JAX 48	Punt	9	14:06	12:33	1:33	Punt	JAX 16	3	-2	0	-2	0	JAX 14	Punt
10	12:33	11:19	1:14	Punt	HOU 39	3	4	0	4	0	HOU 43	Punt	10	11:19	05:30	5:49	Punt	JAX 20	12	64	-10	54	4	HOU 26	Interception
11	05:30	02:15	3:15	Interception	HOU 26	8	30	0	30	2	JAX 44	Punt	11	02:15	01:05	1:10	Punt	JAX 15	7	21	0	21	1	JAX 36	Downs
12	01:05	00:00	1:05	Downs	JAX 36	2	-2	0	-2	0	JAX 37	End Game													

WEEK 8: TEXANS 42, DOLPHINS 23

OCTOBER 25, 2018

TEXANS													DOLPHINS												
#	RECD	LOST	POSS	OBTAINED	BEGAN	PLAYS	YDS	PEN	NET	1ST	ENDED	GIVEN UP	#	RECD	LOST	POSS	OBTAINED	BEGAN	PLAYS	YDS	PEN	NET	1ST	ENDED	GIVEN UP
1	10:49	09:30	1:19	Downs	HOU 28	3	7	0	7	0	HOU 35	Punt	1	15:00	10:49	4:11	Kickoff	MIA 30	8	37	5	42	2	HOU 28	Downs
2	04:58	00:31	4:27	Kickoff	HOU 25	9	75	0	75	4	MIA 2	Touchdown	2	09:30	04:58	4:32	Punt	MIA 31	9	57	12	69	5	HOU 12	Touchdown
3	14:50	14:14	0:36	Interception	MIA 16	2	16	0	16	1	MIA 13	Touchdown	3	00:31	14:50	0:41	Kickoff	MIA 10	2	5	0	5	0	MIA 15	Interception
4	12:41	07:29	5:12	Punt	HOU 8	9	59	-10	49	3	MIA 43	Punt	4	14:14	12:41	1:33	Kickoff	MIA 25	3	7	0	7	0	MIA 32	Punt
5	02:57	01:36	1:21	Kickoff	HOU 25	3	9	0	9	0	HOU 34	Punt	5	07:29	02:57	4:32	Punt	MIA 20	10	61	0	61	3	HOU 19	Field Goal
6	00:20	00:00	0:20	Punt	HOU 14	1	-1	-5	-6	0	HOU 9	End Half	6	01:36	00:20	1:16	Punt	MIA 24	6	21	0	21	1	MIA 45	Punt
7	15:00	11:34	3:26	Kickoff	HOU 25	6	80	-5	75	2	MIA 2	Touchdown	7	11:34	08:51	2:43	Kickoff	MIA 25	6	16	5	21	1	MIA 46	Punt
8	08:51	06:41	2:10	Punt	HOU 17	3	2	0	2	0	HOU 19	Punt	8	06:41	04:55	1:46	Punt	MIA 49	4	51	0	51	2	HOU 28	Touchdown
9	04:55	04:21	0:34	Kickoff	HOU 25	2	75	0	75	1	HOU 27	Touchdown	9	04:21	00:36	3:45	Kickoff	MIA 25	7	52	0	52	1	HOU 23	Field Goal
10	00:36	14:49	0:47	Kickoff	MIA 49	2	49	0	49	1	MIA 49	Touchdown	10	14:49	11:26	3:23	Kickoff	MIA 26	7	46	0	46	2	HOU 28	Field Goal
11	11:26	07:34	3:52	Kickoff	HOU 25	6	32	43	75	3	MIA 2	Touchdown	11	07:34	05:53	1:41	Kickoff	MIA 28	3	-4	0	-4	0	MIA 24	Punt
12	05:53	01:06	4:47	Punt	HOU 29	9	24	5	29	2	MIA 42	Punt	12	01:06	00:00	1:06	Punt	MIA 11	3	21	0	21	1	MIA 28	End Game

DRIVE CHARTS

WEEK 9: TEXANS 19, BRONCOS 17

NOVEMBER 4, 2018

TEXANS													BRONCOS												
#	RECD	LOST	POSS	OBTAINED	BEGAN	PLAYS	YDS	PEN	NET	1ST	ENDED	GIVEN UP	#	RECD	LOST	POSS	OBTAINED	BEGAN	PLAYS	YDS	PEN	NET	1ST	ENDED	GIVEN UP
1	15:00	10:53	4:07	Kickoff	HOU 25	8	75	0	75	4	DEN 7	Touchdown	1	10:53	09:27	1:26	Kickoff	DEN 25	3	1	0	1	0	DEN 26	Punt
2	09:27	07:54	1:33	Punt	HOU 31	3	-9	0	-9	0	HOU 22	Punt	2	07:54	04:42	3:12	Punt	DEN 49	8	35	-10	25	1	HOU 26	Field Goal
3	04:42	13:37	6:05	Kickoff	HOU 25	12	60	-5	55	4	DEN 19	Downs	3	13:37	12:24	1:13	Downs	DEN 20	2	3	0	3	0	DEN 22	Fumble
4	12:24	11:05	1:19	Fumble	DEN 22	3	22	0	22	1	DEN 16	Touchdown	4	11:05	09:35	1:30	Kickoff	DEN 25	3	8	0	8	0	DEN 33	Punt
5	09:35	08:03	1:32	Punt	HOU 30	3	9	0	9	0	HOU 39	Punt	5	08:03	05:33	2:30	Punt	DEN 13	4	82	5	87	4	HOU 14	Touchdown
6	05:33	01:42	3:51	Kickoff	HOU 25	6	13	0	13	1	HOU 38	Punt	6	01:42	00:18	1:24	Punt	DEN 5	9	36	15	51	3	HOU 44	Missed FG
7	00:18	00:00	0:18	Missed FG	DEN 48	3	20	0	20	1	DEN 28	Field Goal	7	15:00	13:22	1:38	Kickoff	DEN 25	3	8	0	8	0	DEN 33	Punt
8	13:22	11:57	1:25	Punt	HOU 23	3	7	0	7	0	HOU 30	Punt	8	11:57	05:57	6:00	Punt	DEN 19	12	86	-5	81	6	HOU 12	Touchdown
9	05:57	14:06	6:51	Kickoff	HOU 25	13	51	5	56	4	DEN 19	Field Goal	9	14:06	11:58	2:08	Kickoff	DEN 25	3	-5	0	-5	0	DEN 20	Punt
10	11:58	10:15	1:43	Punt	HOU 21	3	7	0	7	0	HOU 28	Punt	10	10:15	07:10	3:05	Punt	DEN 27	6	26	0	26	2	HOU 47	Punt
11	07:10	03:29	3:41	Punt	HOU 10	6	35	-10	25	2	HOU 35	Punt	11	03:29	00:00	3:29	Punt	DEN 14	14	68	-15	53	3	HOU 33	Missed FG

WEEK 11: TEXANS 23, REDSKINS 21

NOVEMBER 18, 2018

TEXANS													REDSKINS												
#	RECD	LOST	POSS	OBTAINED	BEGAN	PLAYS	YDS	PEN	NET	1ST	ENDED	GIVEN UP	#	RECD	LOST	POSS	OBTAINED	BEGAN	PLAYS	YDS	PEN	NET	1ST	ENDED	GIVEN UP
1	14:10	09:32	4:38	Punt	HOU 27	10	68	0	68	3	WAS 5	Field Goal	1	15:00	14:10	0:50	Kickoff	WAS 21	3	1	0	1	0	WAS 22	Punt
2	06:28	03:15	3:13	Punt	HOU 31	6	64	5	69	5	WAS 16	Touchdown	2	09:32	06:28	3:04	Kickoff	WAS 9	6	27	0	27	1	WAS 36	Punt
3	14:14	12:54	1:20	Kickoff	HOU 25	3	-1	0	-1	0	HOU 24	Interception	3	03:15	14:14	4:01	Kickoff	WAS 25	10	70	5	75	6	HOU 3	Touchdown
4	11:29	09:21	2:08	Punt	HOU 4	4	26	0	26	1	HOU 30	Punt	4	12:54	11:29	1:25	Interception	HOU 45	3	-6	0	-6	0	WAS 49	Punt
5	01:19	00:31	0:48	Interception	WAS 22	4	-4	0	-4	0	WAS 26	Missed FG	5	09:21	02:23	6:58	Punt	WAS 40	14	46	5	51	4	HOU 9	Interception
6	15:00	11:46	3:14	Kickoff	HOU 25	6	40	0	40	2	WAS 42	Fumble	6	02:23	01:19	1:04	Kickoff	WAS 14	3	6	0	6	0	WAS 20	Interception
7	07:31	05:33	1:58	Punt	HOU 13	4	14	0	14	1	HOU 27	Interception	7	00:31	00:00	0:31	Missed FG	WAS 34	3	10	5	15	1	WAS 39	End Half
8	04:47	01:19	3:28	Kickoff	HOU 25	8	41	19	60	3	WAS 15	Field Goal	8	11:46	07:31	4:15	Fumble	WAS 35	8	28	0	28	3	HOU 37	Punt
9	11:57	07:30	4:27	Kickoff	HOU 27	8	47	-10	37	2	WAS 36	Field Goal	9	05:33	04:47	0:46	Interception	HOU 13	2	13	0	13	1	HOU 9	Touchdown
10	04:38	00:52	3:46	Punt	HOU 42	9	26	5	31	2	WAS 27	Missed FG	10	01:19	11:57	4:22	Kickoff	WAS 33	10	62	5	67	5	HOU 7	Touchdown
11	00:03	00:00	0:03	Missed FG	WAS 47	1	-1	0	-1	0	WAS 47	End Game	11	07:30	04:38	2:52	Kickoff	WAS 25	5	2	0	2	1	WAS 27	Punt

WEEK 12: TEXANS 34, TITANS 17

NOVEMBER 26, 2018

TEXANS													TITANS												
#	RECD	LOST	POSS	OBTAINED	BEGAN	PLAYS	YDS	PEN	NET	1ST	ENDED	GIVEN UP	#	RECD	LOST	POSS	OBTAINED	BEGAN	PLAYS	YDS	PEN	NET	1ST	ENDED	GIVEN UP
1	11:47	10:08	1:39	Kickoff	HOU 25	3	-3	0	-3	0	HOU 22	Punt	1	15:00	11:47	3:13	Kickoff	TEN 25	6	29	33	62	2	HOU 13	Field Goal
2	09:21	05:21	4:00	Kickoff	HOU 38	7	62	0	62	4	TEN 12	Touchdown	2	10:08	09:21	0:47	Punt	TEN 31	2	69	0	69	1	TEN 39	Touchdown
3	01:51	14:53	1:58	Punt	HOU 40	5	60	0	60	3	TEN 15	Touchdown	3	05:21	01:51	3:30	Kickoff	TEN 25	4	26	-10	16	1	TEN 41	Punt
4	09:36	09:22	0:14	Downs	HOU 3	1	97	0	97	1	HOU 3	Touchdown	4	14:53	09:36	5:17	Kickoff	TEN 25	9	72	0	72	2	HOU 3	Downs
5	05:16	01:48	3:28	Punt	HOU 13	9	42	5	47	3	TEN 40	Punt	5	09:22	05:16	4:06	Kickoff	TEN 24	5	14	-10	4	1	TEN 28	Punt
6	00:45	00:00	0:45	Punt	HOU 38	5	37	0	37	1	TEN 25	Field Goal	6	01:48	00:45	1:03	Punt	TEN 20	4	4	-15	-11	1	TEN 9	Punt
7	15:00	08:53	6:07	Kickoff	HOU 25	11	66	-20	46	2	TEN 29	Field Goal	7	08:53	03:37	5:16	Kickoff	TEN 22	8	35	-5	30	2	HOU 48	Punt
8	03:37	02:00	1:37	Punt	HOU 13	3	-1	0	-1	0	HOU 12	Punt	8	02:00	00:13	1:47	Punt	TEN 49	3	56	-5	51	1	HOU 48	Touchdown
9	00:13	13:44	1:29	Kickoff	HOU 25	3	9	0	9	0	HOU 34	Punt	9	13:44	11:39	2:05	Punt	TEN 18	3	-6	0	-6	0	TEN 12	Punt
10	11:39	08:15	3:24	Punt	HOU 40	7	60	0	60	3	TEN 10	Touchdown	10	08:15	06:43	1:32	Kickoff	TEN 25	3	2	0	2	0	TEN 27	Punt
11	06:43	01:45	4:58	Punt	HOU 26	9	34	0	34	2	TEN 40	Punt	11	01:45	00:19	1:26	Punt	TEN 9	6	64	0	64	3	HOU 38	Fumble
12	00:19	00:00	0:19	Fumble	HOU 22	1	-1	0	-1	0	HOU 22	End Game													

WEEK 13: TEXANS 29, BROWNS 13

DECEMBER 2, 2018

TEXANS													BROWNS												
#	RECD	LOST	POSS	OBTAINED	BEGAN	PLAYS	YDS	PEN	NET	1ST	ENDED	GIVEN UP	#	RECD	LOST	POSS	OBTAINED	BEGAN	PLAYS	YDS	PEN	NET	1ST	ENDED	GIVEN UP
1	15:00	08:12	6:48	Kickoff	HOU 21	13	63	0	63	4	CLE 16	Field Goal	1	08:12	06:16	1:56	Kickoff	CLE 27	3	5	0	5	0	CLE 32	Punt
2	06:16	00:38	5:38	Punt	HOU 18	10	82	0	82	5	CLE 11	Touchdown	2	00:38	13:18	2:20	Kickoff	CLE 25	5	24	0	24	1	CLE 49	Punt
3	13:18	09:02	4:16	Punt	HOU 20	8	40	0	40	2	CLE 40	Punt	3	09:02	07:26	1:36	Punt	CLE 11	4	12	5	17	2	CLE 28	Interception
4	06:37	03:19	3:18	Interception	HOU 49	7	27	0	27	2	CLE 24	Field Goal	4	07:26	06:37	0:49	Kickoff	CLE 20	1	0	37	37	1	HOU 43	Interception
5	01:44	00:01	1:43	Interception	HOU 20	10	50	0	50	3	CLE 30	Field Goal	5	03:19	01:44	1:35	Kickoff	CLE 29	5	33	0	33	2	HOU 38	Interception
6	09:39	05:26	4:13	Kickoff	HOU 25	9	30	10	40	4	CLE 35	Field Goal	6	00:01	00:00	0:01	Kickoff	HOU 20	0	0	0	0	0	CLE 30	End Half
7	03:35	12:16	6:19	Fumble	HOU 7	10	40	-5	35	3	HOU 42	Punt	7	15:00	09:39	5:21	Kickoff	CLE 25	9	85	-10	75	5	HOU 2	Touchdown
8	09:45	05:46	3:59	Downs	HOU 36	8	44	0	44	2	CLE 20	Field Goal	8	05:26	03:35	1:51	Kickoff	CLE 25	3	79	-10	69	0	CLE 23	Fumble
9	02:58	01:45	1:13	Kickoff	CLE 38	3	9	-10	-1	0	CLE 39	Punt	9	12:16	09:45	2:31	Punt	CLE 6	6	58	0	58	2	HOU 36	Downs
10	00:08	00:00	0:08	Downs	HOU 37	1	-1	0	-1	0	HOU 37	End Game	10	05:46	02:58	2:48	Kickoff	CLE 25	9	75	0	75	5	HOU 17	Touchdown

COACHES CHALLENGES

ALL-TIME CHALLENGE RESULTS

Category	Won	Lost
Completions	1	7
(Touchdown)	11/14/10 at JAX	9/18/16 vs. KC 9/9/12 vs. MIA 12/13/10 vs. BAL 11/29/09 vs. IND 9/10/06 vs. PHI 9/12/04 vs. SD 9/22/02 vs. IND
Completions	11	20
(No Touchdown)	11/1/10 at IND 12/6/09 at JAX 9/15/13 vs. TEN 9/22/13 at BAL 10/9/14 vs. IND 9/13/15 vs. KC 9/27/15 vs. TB 12/13/15 vs. NE 12/13/15 vs. NE 12/11/17 vs. SF 12/25/17 vs. PIT	12/11/11 at CIN 10/30/11 vs. JAX 10/9/11 vs. OAK 9/30/07 at ATL 11/5/06 at NYG 11/12/06 at JAX 12/24/06 vs. IND 11/14/04 at IND 11/14/04 at IND 11/21/04 vs. GB 10/19/03 vs. NYJ 10/20/14 at PIT 12/21/14 vs. BAL 12/28/14 vs. JAX 9/27/15 vs. TB 11/22/15 vs. NYJ 1/3/16 vs. JAX 12/11/16 at IND 10/8/17 vs. KC 9/24/18 vs. NYG
Interceptions	2	4
	11/13/11 at TB 9/16/07 at CAR	9/21/08 at TEN 9/23/07 vs. IND 10/14/07 at JAX 11/30/02 vs. CIN
Fumbles	7	14
	11/6/11 vs. CLE 10/18/09 at CIN 12/28/08 vs. CHI 9/17/06 at IND 10/15/06 at DAL 12/12/04 vs. IND 9/22/16 at NE	12/4/11 vs. ATL 10/30/11 vs. JAX 10/3/10 at OAK 9/27/09 vs. JAX 9/7/08 at PIT 12/14/08 vs. TEN 9/16/07 at CAR 10/21/07 vs. TEN 11/18/07 vs. NO 11/25/07 at CLE 12/13/07 vs. DEN 9/11/05 at BUF 10/2/05 at CIN 9/7/14 vs. WAS
Spot	8	10
	12/2/06 at OAK 11/30/03 vs. ATL 9/27/09 vs. JAX 9/30/12 vs. TEN 9/15/13 vs. TEN 12/3/17 at TEN 12/17/17 at JAX 10/7/18 vs. DAL	12/20/09 vs. STL 9/7/08 at PIT 12/31/06 vs. CLE 10/10/04 vs. MIN 11/7/04 at DEN 10/13/13 vs. STL 11/24/13 vs. JAX 11/2/14 vs. PHI 11/21/16 at OAK 11/19/17 vs. ARI
Down By Contact	0	1
(No Sack)		9/24/17 at NE
Penalties	0	2
Number of Men on Field		12/30/12 at IND
Running into the kicker		12/20/15 at IND
ALL-TIME RECORD	30	57

CHALLENGE BY YEAR

Year	Won	Lost
2018	1	1
2017	4	3
2016	1	3
2015	5	4
2014	1	4
2013	3	2
2012	1	2
2011	2	5
2010	2	2
2009	3	3
2008	1	4
2007	1	8
2006	3	5
2005	0	2
2004	1	6
2003	1	1
2002	0	2
ALL-TIME RECORD	30	57

YEARLY CHALLENGE SUMMARIES

Category	Won	Lost
Completions (TD)	0	0
Completions (No TD)	0	1
Fumbles	0	0
Spot	1	0
Down By Contact (Sack)	0	0
2018 RECORD	1	1

CHALLENGE DESCRIPTION

9/24/18 vs. NYG (O. Beckham completion)	Lost
10/7/18 vs. DAL (E. Elliott stepped out of bounds)	Won

Category	Won	Lost
Completions (TD)	0	0
Completions (No TD)	2	1
Fumbles	0	0
Spot	2	1
Down By Contact (Sack)	0	1
2017 RECORD	4	3

CHALLENGE DESCRIPTION

9/24/17 at NE (T. Brady down by contact)	Lost
10/8/17 vs. KC (T. Hill completion)	Lost
11/19/17 vs. AZ (punt crossed goal line)	Lost
12/3/17 at TEN (D. Walker spot)	Won
12/10/17 vs. SF (D. Hopkins completion)	Won
12/17/17 at JAX (J. Mickens spot)	Won
12/15/17 vs. PIT (J. Smith-Schuster catch)	Won

Category	Won	Lost
Completions (TD)	0	1
Completions (No TD)	0	1
Fumbles	1	0
Spot	0	1
2016 RECORD	1	3

CHALLENGE DESCRIPTION

9/18/16 vs. KC (D. Hopkins completion)	Lost
9/22/16 at NE (C. Jones fumble)	Won
11/21/16 at OAK (A. Hunt spot)	Lost
12/11/16 at IND (T. Hilton catch)	Lost

Category	2015 Won	Lost
Completions (TD)	0	0
Completions (No TD)	5	3
Interceptions	0	0
Fumbles	0	0
Number of Men on Field	0	0
Running into the kicker	0	1
2015 RECORD	5	4

CHALLENGE DESCRIPTION

9/13/15 vs. KC (J. Maclin completion)	Won
9/13/15 vs. KC (D. Hopkins completion)	Won
9/27/15 vs. TB (M. Evans completion)	Won
9/27/15 vs. TB (L. Murphy completion)	Lost
11/22/15 vs. NYJ (E. Decker completion)	Lost
12/13/15 vs. NE (D. Amendola completion)	Won
12/13/15 vs. NE (J. White completion)	Won
12/20/15 at IND (W. Mercilus penalty)	Lost
1/3/16 vs. JAX (A. Hurns completion)	Lost

Category	2014 Won	Lost
Completions (TD)	0	0
Completions (No TD)	1	3
Interceptions	0	0
Fumbles	0	1
Number of Men on Field	0	0
Spot	0	0
2014 RECORD	1	4

CHALLENGE DESCRIPTION

9/7/14 vs. WAS (A. Morris fumble)	Lost
10/9/14 vs. IND (R. Wayne completion)	Won
10/20/14 at PIT (A. Brown completion)	Lost
12/21/14 vs. BAL (A. Johnson completion)	Lost
12/28/14 vs. JAX (A. Hurns completion)	Lost

Category	2013 Won	Lost
Completions (TD)	0	0
Completions (No TD)	2	0
Interceptions	0	0
Fumbles	0	0
Number of Men on Field	0	0
Spot	1	2
2013 RECORD	3	2

CHALLENGE DESCRIPTION

9/15/13 vs. TEN (Spot. After review, ruled safety)	Won
9/15/13 vs. TEN (M. Schaub pass to A. Johnson)	Won
9/22/13 at BAL (T. Smith catch on sideline)	Won
10/13/13 vs. STL (B. Tate goal line run)	Lost
11/24/13 vs. JAX (D. Johnson first down short of marker)	Lost

Category	2012 Won	Lost
Completions (TD)	0	1
Completions (No TD)	0	0
Interceptions	0	0
Fumbles	0	0
Number of Men on Field	0	1
Spot	1	0
2012 RECORD	1	2

CHALLENGE DESCRIPTION

9/9/12 vs. MIA (L. Jean catch in endzone)	Lost
9/30/12 vs. TEN (K. Martin first down short of marker)	Won
12/30/12 at IND (IND number men on field)	Lost

COACHES CHALLENGES

2011		
Category	Won	Lost
Completions (TD)	0	0
Completions (No TD)	0	3
Interceptions	1	0
Fumbles	1	2
Spot	0	0
2011 RECORD	2	5

CHALLENGE DESCRIPTION

12/11/11 at CIN (A. Foster catch)	Lost
12/4/11 vs. ATL (T. Yates fumble)	Lost
11/13/11 at TB (A. Talib interception)	Won
11/6/11 vs. CLE (D. Ward fumble)	Won
10/30/11 vs. JAX (B. Tate fumble)	Lost
10/30/11 vs. JAX (K. Walter catch)	Lost
10/9/11 vs. OAK (J. Dreessen catch)	Lost

2010		
Category	Won	Lost
Completions (TD)	1	1
Completions (No TD)	1	0
Interceptions	0	0
Fumbles	0	1
Spot	0	0
2010 RECORD	2	2

CHALLENGE DESCRIPTION

11/14/10 at JAX (K. Walter TD completion)	Won
10/3/10 at OAK (M. Bush fumble)	Lost
11/1/10 at IND (A. Gonzalez catch)	Won
12/13/10 vs. BAL (K. Walter TD completion)	Lost

2009		
Category	Won	Lost
Completions (TD)	0	1
Completions (No TD)	1	0
Interceptions	0	0
Fumbles	1	1
Spot	1	1
2009 RECORD	3	3

CHALLENGE DESCRIPTION

9/27/09 vs. JAX (C. Brown fumble)	Lost
9/27/09 vs. JAX (E. Wilford TD. Marked ob at HST 2.)	Won
10/18/09 at CIN (S. Slaton fumble)	Won
11/29/09 vs. IND (A. Johnson catch)	Lost
12/6/09 at JAX (D. Anderson catch)	Won
12/20/09 at STL (K. Darby first down)	Lost

2008		
Category	Won	Lost
Completions (TD)	0	0
Completions (No TD)	0	0
Interceptions	0	1
Fumbles	1	2
Spot	0	1
2008 RECORD	1	4

CHALLENGE DESCRIPTION

9/7/08 at PIT (M. Schaub fumble)	Lost
9/7/08 at PIT (Spot)	Lost
9/21/08 at TEN (M. Griffin interception)	Lost
12/14/08 vs. TEN (Ball touched on punt)	Lost
12/28/08 vs. CHI (S. Slaton fumble)	Won

2007		
Category	Won	Lost
Completions (TD)	0	0
Completions (No TD)	0	1
Interceptions	1	2
Fumbles	0	5
Spot	0	0
2007 RECORD	1	8

CHALLENGE DESCRIPTION

9/16/07 at CAR (K. Lucas interception)	Won
9/16/07 at CAR (O. Daniels fumble)	Lost
9/23/07 vs. IND (R. Boiman interception)	Lost
9/30/07 at ATL (J. Harrington pass complete to R.White)	Lost
10/14/07 at JAX (B. Williams interception)	Lost
10/21/07 vs. TEN (J. Jones fumble)	Lost
11/18/07 vs. NO (O. Daniels fumble)	Lost
11/25/07 at CLE (O. Daniels fumble)	Lost
12/13/07 vs. DEN (T. Scheffler fumble)	Lost

2006		
Category	Won	Lost
Completions (TD)	0	1
Completions (No TD)	0	3
Interceptions	0	0
Fumbles	2	0
Spot	1	1
2006 RECORD	3	5

CHALLENGE DESCRIPTION

9/10/06 vs. PHI (D. McNabb TD pass to D. Stallworth)	Lost
9/17/06 at IND (IND TD challenged; overturned)	Won
10/15/06 at DAL (Punt return fumble)	Won
11/5/06 at NYG (J. Feagles pass to J. Feely)	Lost
11/12/06 at JAX (S. Rosenfels incomplete pass to O. Daniels)	Lost
12/2/06 at OAK (Punt return marked ob at HST 38. After review marked ob at OAK 41)	Won
12/24/06 vs. IND (P. Manning pass to B. Utecht)	Lost
12/31/06 vs. CLE (C. Taylor 2 yard run)	Lost

2005		
Category	Won	Lost
Completions (TD)	0	0
Completions (No TD)	0	0
Interceptions	0	0
Fumbles	0	2
Spot	0	0
2005 RECORD	0	2

CHALLENGE DESCRIPTION

9/11/05 at BUF (D. Carr fumble)	Lost
10/2/05 at CIN (D. Carr fumble)	Lost

2004		
Category	Won	Lost
Completions (TD)	0	1
Completions (No TD)	0	3
Interceptions	0	0
Fumbles	1	0
Spot	0	2
2004 RECORD	1	6

CHALLENGE DESCRIPTION

9/12/04 vs. SD (D. Brees TD pass to E. Parker)	Lost
10/10/04 vs. MIN (spot)	Lost
11/7/04 at DEN (spot)	Lost
11/14/04 at IND (P. Manning pass to B. Stokley)	Lost
11/14/04 at IND (P. Manning pass to B. Stokley)	Lost
11/21/04 vs. GB (D. Carr pass to J. Gaffney)	Lost
12/12/04 vs. IND (P. Manning fumble)	Won

2003		
Category	Won	Lost
Completions (TD)	0	0
Completions (No TD)	0	1
Interceptions	0	0
Fumbles	0	0
Spot	1	0
2003 RECORD	1	1

CHALLENGE DESCRIPTION

10/19/03 vs. NYJ (V. Testaverde pass to S. Moss)	Lost
11/30/03 vs. ATL (spot)	Won

2002		
Category	Won	Lost
Completions (TD)	0	1
Completions (No TD)	0	0
Interceptions	0	1
Fumbles	0	0
Spot	0	0
2002 RECORD	0	2

CHALLENGE DESCRIPTION

9/22/02 vs. IND (P. Manning TD pass to R. Wayne)	Lost
11/30/02 vs. CIN (A. Hawkins interception)	Lost



HOUSTON
TEXANS



GAME
SUMMARIES

GAME SUMMARIES



20

WEEK 1

Houston Texans 20, New England Patriots 27

65,878 Gillette Stadium Foxborough, Mass. Sep 9, 2018



27

Houston Texans	3	3	7	7	—	20
New England Patriots	7	14	3	3	—	27

Scoring Drives

TEAM	QTR	TIME	SCORING PLAY	HOU	NE
Patriots	1	11:50	R. Gronkowski: 21-yard pass from T. Brady (S. Gostkowski kick) (3-19, 1:08)	0	7
Texans	1	02:33	K. Fairbairn: 42-yard FG (4--7, 1:33)	3	7
Patriots	2	12:38	J. White: 12-yard pass from T. Brady (S. Gostkowski kick) (10-75, 4:55)	3	14
Texans	2	09:01	K. Fairbairn: 36-yard FG (9-44, 3:37)	6	14
Patriots	2	00:14	P. Dorsett: 4-yard pass from T. Brady (S. Gostkowski kick) (8-78, 1:14)	6	21
Patriots	3	06:02	S. Gostkowski: 39-yard FG (10-63, 3:50)	6	24
Texans	3	01:52	A. Blue: 1-yard run (K. Fairbairn kick) (10-68, 4:10)	13	24
Patriots	4	09:48	S. Gostkowski: 35-yard FG (13-58, 7:04)	13	27
Texans	4	02:08	B. Ellington: 5-yard pass from D. Watson (K. Fairbairn kick) (6-16, 2:24)	20	27

Houston Texans

PASSING	ATT	CP	YDS	SK/YD	TD	LG	INT	QBR
Deshaun Watson	34	17	176	3/18	1	27	1	62.9
TOTAL	34	17	176	3/18	1	27	1	62.9

RUSHING	ATT	YDS	AVG	LG	TD
Lamar Miller	20	98	4.9	31	0
Deshaun Watson	8	40	5.0	13	0
Alfred Blue	5	36	7.2	17	1
DeAndre Hopkins	1	-7	-7.0	-7	0
TOTAL	34	167	4.9	31	1

RECEIVING	NO	YDS	AVG	LG	TD
DeAndre Hopkins	8	78	9.8	17	0
Bruce Ellington	4	37	9.3	14	1
Jordan Akins	2	11	5.5	8	0
Jordan Thomas	1	27	27.0	27	0
Lamar Miller	1	11	11.0	11	0
Tyler Ervin	1	12	12.0	12	0
TOTAL	17	176	10.4	27	1

TOP DEFENSE	TOT	SOLO	AST	SCK	YDS	INT
Kareem Jackson	8	8	0	0.0	0.0	0
Benardrick McKinney	7	5	2	0.0	0.0	0
Johnathan Joseph	7	6	1	0.0	0.0	0
TOTAL	22	19	3	0.0	0.0	0

FIELD GOALS	FGA/FGM	PERCENT
Ka'imi Fairbairn	2-2	100.0
TOTAL	2-2	100.0

New England Patriots

PASSING	ATT	CP	YDS	SK/YD	TD	LG	INT	QBR
Tom Brady	39	26	277	2/10	3	30	1	102.2
TOTAL	39	26	277	2/10	3	30	1	102.2

RUSHING	ATT	YDS	AVG	LG	TD
Rex Burkhead	18	64	3.6	12	0
Jeremy Hill	4	25	6.3	11	0
James White	5	18	3.6	11	0
Cordarrelle Patterson	3	13	4.3	10	0
Tom Brady	1	2	2.0	2	0
TOTAL	31	122	3.9	12	0

RECEIVING	NO	YDS	AVG	LG	TD
Phillip Dorsett	7	66	9.4	14	1
Rob Gronkowski	7	123	17.6	30	1
James Develin	4	22	5.5	10	0
James White	4	38	9.5	12t	1
Chris Hogan	1	11	11.0	11	0
Cordarrelle Patterson	1	6	6.0	6	0
Jeremy Hill	1	6	6.0	6	0
Rex Burkhead	1	5	5.0	5	0
TOTAL	26	277	10.7	30	3

TOP DEFENSE	TOT	SOLO	AST	SCK	YDS	INT
Stephon Gilmore	8	7	1	0.0	0.0	1
Ja'Whaun Bentley	7	4	3	0.0	0.0	0
Devin McCourty	6	2	4	0.0	0.0	0
TOTAL	21	13	8	0.0	0.0	1

FIELD GOALS	FGA/FGM	PERCENT
Stephen Gostkowski	2-2	100.0
TOTAL	2-2	100.0

Team Statistics

	Texans	Patriots
First Downs	21	23
Total Net Yards	325	389
Rushes/Net Yards	34/167	31/122
Net Passing	158	267
Pass Attempts/Completions	34/17	39/26
Had Intercepted	1	1
Sacked/Yards Lost	3/18	2/10
Punts/Average	6/38.3	6/46.8
Penalties/Yards	6/44	6/36
Fumbles/Lost	1/1	3/2
Possession Time	28:50	31:10

TEAM NOTES

THE TEXANS...

- ✔ Gained 325 total net yards (167 rushing and 158 passing) on 71 offensive plays (4.6 avg.) and recorded 21 total first downs (10 rushing, eight passing, three by penalty)
- ✔ Tied for the second-most rushing yards (167) in a season opener in franchise history
- ✔ Had three rushers record more than 35 yards in a single game for the first time since Week 2 of the 2017 season
- ✔ Held the Patriots to 4-of-14 (29 percent) on third down
- ✔ Caused three turnovers by the Patriots (two fumble recoveries and one interception)

SCORING PLAYS

- ✔ 1st Quarter – K **Ka’imi Fairbairn** made a 42-yard field goal to cut the Patriots lead to 7-3 after S **Tyrann Mathieu** intercepted a pass from Patriots QB **Tom Brady** at the New England 17-yard line
- ✔ 2nd Quarter – K **Ka’imi Fairbairn** connected on a 36-yard field goal to cut the Patriots lead to 14-6 after a nine-play, 44-yard drive (3:37)
- ✔ 3rd Quarter – RB **Alfred Blue** scored on a one-yard touchdown run following a 10-play, 68-yard drive (4:10) to cut the Patriots lead to 24-13 after K **Ka’imi Fairbairn** made the extra point attempt
- ✔ 4th Quarter – WR **Bruce Ellington** caught a five-yard touchdown pass from QB **Deshaun Watson** following a six-play, 16-yard drive (2:24) to cut the Patriots lead to 27-20 after K **Ka’imi Fairbairn** made the extra point attempt

MISCELLANEOUS NOTES

- ✔ The following six Texans were captains for the game: WR **DeAndre Hopkins**, CB **Johnathan Joseph**, S **Tyrann Mathieu**, ILB **Brian Peters**, QB **Deshaun Watson** and DE **J. Watt**
- ✔ The following seven Texans players were inactive for the game: WR **Keke Coutee**, OLB **Duke Ejiofor**, WR **Will Fuller V**, DE **Joel Heath**, T **Kendall Lamm**, DE **Carlos Watkins** and CB **Kayvon Webster**
- ✔ The following two Texans were active but did not play in the game: RB **Buddy Howell** and QB **Brandon Weeden**
- ✔ The following 17 players made their Texans debut: TE **Jordan Akins**, CB **Johnson Bademosi**, WR **Sammie Coates Jr.**, CB **Aaron Colvin**, P **Trevor Daniel**, C/G **Zach Fulton**, T **Seantrel Henderson**, CB **Natrell Jamerson**, OLB **Peter Kalambayi**, G **Senio Kelemete**, S **Tyrann Mathieu**, S **J. Moore**, T **Martinas Rankin**, S **Justin Reid**, WR **Vyncint Smith**, TE **Jordan Thomas** and QB **Joe Webb III**
- ✔ Houston won the toss and elected to defer. New England received the first half kickoff

INDIVIDUAL PLAYER NOTES

CB JOHNSON BADEMOSI

- ✔ Recovered a fumble by Patriots WR **Riley McCarron** at the New England 16-yard line on a punt in the fourth quarter. Houston scored a touchdown six plays later on a five-yard pass from QB **Deshaun Watson** to WR **Bruce Ellington**

DE ANGELO BLACKSON

- ✔ Tipped a pass from Patriots QB **Tom Brady** in the first quarter on 3rd-and-6 that was intercepted by S **Tyrann Mathieu** at the New England 17-yard line

RB ALFRED BLUE

- ✔ Ran for 36 yards on five carries (7.2 avg.) and one touchdown
- ✔ Scored on a one-yard touchdown run following a 10-play, 68-yard drive (4:10) to cut the Patriots lead to 24-13 in the third quarter

- ✔ Passed **Derrick Ward** (six) for the ninth-most career rushing touchdowns in franchise history

ILB ZACH CUNNINGHAM

- ✔ Finished tied for the team lead with eight total tackles (three solo) and tallied one pass defended

WR BRUCE ELLINGTON

- ✔ Finished with 37 receiving yards on four receptions (9.3 avg.) and one touchdown
- ✔ Caught a five-yard touchdown pass from QB **Deshaun Watson** in the fourth quarter to cut the Patriots lead to 27-20
- ✔ Scored his first touchdown since Week 10 of the 2017 season
- ✔ Now has three touchdown receptions as a Texan and five in his NFL career

RB TYLER ERVIN

- ✔ Notched 156 kickoff return yards on five returns (31.2 avg.), including a game-long 36 yard return
- ✔ Returned two punts for 20 yards (10.0 avg.) and had one fair catch
- ✔ Caught one pass for 12 yards (12.0) on offense
- ✔ Posted a 31.2 kickoff return average, which ranks eighth in Texans history among players with five-or-more kick returns in a single game
- ✔ Recorded the most kickoff return yards (156) in a season opener in franchise history. Ervin's 31.2 kickoff return average is also the highest average in a season opener among Texans with two-or-more kickoff returns

K KA’IMI FAIRBAIRN

- ✔ Scored eight total points on two made field goals and two made extra point attempts
- ✔ Connected on a 42-yard field goal in the first quarter to cut the Patriots lead to 7-3 after S **Tyrann Mathieu** intercepted a pass from Patriots QB **Tom Brady** at the New England 17-yard line
- ✔ Made a 36-yard field goal to cut the Patriots lead to 14-6 after a nine-play, 44-yard scoring drive (3:37)
- ✔ Hit both extra point attempts (2-for-2)

WR DEANDRE HOPKINS

- ✔ Finished with a team-high 78 receiving yards on eight receptions (9.8 avg.)
- ✔ Extended his streak to 10 consecutive games with 60-or-more scrimmage yards, dating back to Week 8 of 2017
- ✔ Extended his streak to 80 consecutive games with a reception to start his career, which is the longest streak in franchise history to start a career, the longest active streak in the NFL to start a career and tied Patriots TE **Rob Gronkowski** (2010-16) for the 11th-longest streak of games with a reception to start a career in the Super Bowl era
- ✔ Extended the third-longest streak in team history with at least one reception to 80 games, trailing **Andre Johnson** (133 games from 2005-14) and **Owen Daniels** (88 straight games from 2006-13)

S KAREEM JACKSON

- ✔ Finished tied for the team lead with eight total tackles (eight solo) and two forced fumbles
- ✔ Became the first Texans player to record eight-or-more total tackles and two forced fumbles in a game since ILB **Brian Cushing** in Week 16 of the 2011 season
- ✔ Forced multiple fumbles in a game for the first time in his career and became the first Texans player with multiple forced fumbles in a game since CB **Johnathan Joseph** in Week 2 of the 2014 season
- ✔ Caused a fumble by Patriots TE **Rob Gronkowski** on New England's first drive of the second half. S **Tyrann Mathieu** recovered the fumble and returned it one yard to the Houston 45 yard line

- Forced multiple fumbles in a single season for the first time in his career and now has five total in his career (2010-18)

CB JOHNATHAN JOSEPH

- Finished second on the team with seven total tackles (five solo) and notched one pass defended
- Passed **Aeneas Williams** (168) for the 13th-most career passes defended in NFL history

S TYRANN MATHIEU

- Finished with five total tackles (three solo), one interception, one fumble recoveries and one pass defended
- Became the first Texans player to record an interception and a fumble recovery in the same game since LB Tim Dobbins in Week 13 of the 2012 season. It also marked the first time in Mathieu's career he's had an interception and a fumble recovery in the same game
- Became the first Texans player to record five total tackles, one interception and one fumble recovery in a game since S Troy Nolan in Week 17 of the 2010 season
- Intercepted a pass from Patriots QB **Tom Brady** in the first quarter on 3rd-and-6 at the New England 17-yard line after DE **Angelo Blackson** tipped the pass. It was Mathieu's first interception as a member of the Texans and the 12th interception of his NFL career
- Recovered a fumble by Patriots TE **Rob Gronkowski** and returned it one yard to the Houston 45 yard line. The fumble was caused by CB **Kareem Jackson** on New England's first drive of the second half. It marked the second fumble recovery of Mathieu's NFL career

RB LAMAR MILLER

- Ran for 98 yards on 20 carries (4.9 avg.) and caught one pass for 11 yards (11.0 avg.)
- Gained the most rushing yards in a game since he ran for 107 yards in Week 14 of the 2016 season at Indianapolis
- Recorded a 31-yard run in the first quarter, which marked his third-longest run since joining the Texans and his longest run since Week 11 of the 2016 season at Oakland
- Passed **Ben Tate** (1,992) for the third-most career rushing yards in team history and eclipsed 2,000 yards rushing in his Texans career

NT D.J. READER

- Finished with three total tackles (three solo), 2.0 sacks, three quarterback hits and two tackles for loss
- Recorded multiple sacks in a game for the first time in his NFL

career and now has 4.0 career sacks

- Sacked Patriots QB **Tom Brady** for a loss of seven yards in the fourth quarter

TE JORDAN THOMAS

- Caught a 27-yard pass from QB **Deshaun Watson** in the second quarter for his first career NFL reception

QB DESHAUN WATSON

- Completed 17-of-34 passes (50.0%) for 176 yards, one touchdown, one interception and a 62.9 passer rating
- Carried the ball eight times for 40 yards (5.0 avg.)
- Threw a five-yard touchdown pass to WR **Bruce Ellington** following a six-play, 16-yard scoring drive (2:24) in the fourth quarter. Houston gained possession after a fumble recovery on special teams by CB **Johnson Bademosi**
- Led Houston on a nine-play, 44-yard scoring drive (3:37) that resulted in a 36-yard field goal by K **Ka'imi Fairbairn** to cut the Patriots lead to 14-6
- Led Houston on a 10-play, 68-yard scoring drive (4:10) that resulted in a one yard touchdown run by RB **Alfred Blue** to cut the Patriots lead to 24-13
- Now has 20 career touchdown passes in eight games (seven starts) and passed **Brian Hoyer** (19) for the fourth-most career passing touchdowns in Texans history
- Passed **Ryan Mallett** (222) for the 10th-most career pass attempts in franchise history

DE J.J. WATT

- Finished with three total tackles (two solo) and two quarterback hits in his first game since Week 5 of 2017
- Leads the NFL in quarterback hits with 221 since he entered the league in 2011 (89 games)
- Passed **Dunta Robinson** (396) for the fifth-most career total tackles in Texans history

LS JON WEEKS

- Set a new Texans franchise record by playing in his 129th consecutive game (2010-18), passing K **Kris Brown** (128 straight games from 2002-09). Weeks has snapped on every field goal attempt, extra point attempt and punt for Houston since he signed as a free agent in 2010

GAME SUMMARIES



17

WEEK 2

Houston Texans 17, Tennessee Titans 20

62,372 🐉 Nissan Stadium 🐉 Nashville, Tenn. 🐉 Sep 16, 2018



20

Houston Texans 0 7 3 7 — 17
Tennessee Titans 14 0 0 6 — 20

Scoring Drives

TEAM	QTR	TIME	SCORING PLAY	HOU	TEN
Titans	1	09:51	D. Cruikshank: 66-yard pass from K. Byard (R. Succop kick) (5-84, 2:14)	0	7
Titans	1	00:35	T. Taylor: 18-yard pass from B. Gabbert (R. Succop kick) (9-56, 4:35)	0	14
Texans	2	00:58	D. Hopkins: 28-yard pass from D. Watson (K. Fairbairn kick) (6-53, 2:30)	7	14
Texans	3	02:39	K. Fairbairn: 34-yard FG (9-36, 4:00)	10	14
Texans	4	13:25	W. Fuller V: 39-yard pass from D. Watson (K. Fairbairn kick) (5-70, 1:43)	17	14
Titans	4	09:43	R. Succop: 42-yard FG (8-51, 3:42)	17	17
Titans	4	01:00	R. Succop: 31-yard FG (12-62, 5:41)	17	20

Houston Texans

PASSING	ATT	CP	YDS	SK/YD	TD	LG	INT	QBR
Deshaun Watson	32	22	310	4/21	2	39	1	107.6
TOTAL	32	22	310	4/21	2	39	1	107.6

RUSHING	ATT	YDS	AVG	LG	TD
Lamar Miller	14	68	4.9	18	0
Deshaun Watson	5	44	8.8	15	0
Alfred Blue	7	36	5.1	8	0
TOTAL	26	148	5.7	18	0

RECEIVING	NO	YDS	AVG	LG	TD
Will Fuller V	8	113	14.1	39t	1
DeAndre Hopkins	6	110	18.3	31	1
Bruce Ellington	3	45	15.0	23	0
Jordan Akins	2	21	10.5	13	0
Lamar Miller	2	2	1.0	4	0
Ryan Griffin	1	19	19.0	19	0
TOTAL	22	310	14.1	39	2

TOP DEFENSE	TOT	SOLO	AST	SCK	YDS	INT
Zach Cunningham	7	6	1	0.0	0.0	0
Benardrick McKinney	6	1	5	0.0	0.0	0
J.J. Watt	6	4	2	0.0	0.0	0
TOTAL	19	11	8	0.0	0.0	0

FIELD GOALS	FGA/FGM	PERCENT
Ka'imi Fairbairn	2-1	50.0
TOTAL	2-1	50.0

Tennessee Titans

PASSING	ATT	CP	YDS	SK/YD	TD	LG	INT	QBR
Blaine Gabbert	20	13	117	1/8	1	18	0	97.3
Kevin Byard	1	1	66	0/0	1	66	0	158.3
Derrick Henry	1	1	8	0/0	0	8	0	100.0
TOTAL	22	15	191	1/8	2	66	0	125.4

RUSHING	ATT	YDS	AVG	LG	TD
Derrick Henry	18	56	3.1	9	0
Dion Lewis	14	42	3.0	13	0
Blaine Gabbert	2	2	1.0	1	0
TOTAL	34	100	2.9	13	0

RECEIVING	NO	YDS	AVG	LG	TD
Corey Davis	5	55	11.0	18	0
Taywan Taylor	3	32	10.7	18t	1
Luke Stocker	2	15	7.5	11	0
Rishard Matthews	2	8	4.0	4	0
Dane Cruikshank	1	66	66.0	66t	1
Dion Lewis	1	1	1.0	1	0
Tajae Sharpe	1	14	14.0	14	0
TOTAL	15	191	12.7	66	2

TOP DEFENSE	TOT	SOLO	AST	SCK	YDS	INT
Wesley Woodyard	8	5	3	0.0	0.0	0
Kevin Byard	7	7	0	0.0	0.0	0
Malcolm Butler	7	7	0	0.0	0.0	0
TOTAL	22	19	3	0.0	0.0	0

FIELD GOALS	FGA/FGM	PERCENT
Ryan Succop	2-2	100.0
TOTAL	2-2	100.0

Team Statistics

	Texans	Titans
First Downs	21	15
Total Net Yards	437	283
Rushes/Net Yards	26/148	34/100
Net Passing	289	183
Pass Attempts/Completions	32/22	22/15
Had Intercepted	1	0
Sacked/Yards Lost	4/21	1/8
Punts/Average	4/41.0	5/52.2
Penalties/Yards	11/88	8/70
Fumbles/Lost	2/0	1/0
Possession Time	29:38	30:22

TEAM NOTES

THE TEXANS...

- ✦ Gained 437 total net yards (148 rushing and 289 passing) on 62 offensive plays (7.0 avg.), which marked the most total net yards gained in a game for Houston since Week 8 of the 2017 season at Seattle (509 yards)
- ✦ Recorded 21 total first downs (six rushing, 13 passing, two by penalty) and went 5-for-11 on third down (45%)
- ✦ Held the Titans to 5-of-15 (33%) on third down and 15 first downs (seven rushing, seven passing, one by penalty)
- ✦ Held the Titans to 283 total net yards on offense (100 rushing and 183 passing)
- ✦ Had two receivers (WR **DeAndre Hopkins** – 110 and WR **Will Fuller V** – 113) record 100-or-more receiving yards in the same game for the first time since Week 8 of the 2017 season at Seattle (Hopkins – 224 and Fuller – 125)
- ✦ Had a player throw for 300 yards in a game for the first time since Week 13 of the 2017 season at Tennessee when QB **Tom Savage** threw for 365 yards

SCORING PLAYS

- ✦ 2nd Quarter – WR **DeAndre Hopkins** caught a 28-yard touchdown pass from QB **Deshaun Watson** to finish off a six-play, 53-yard scoring drive (2:30) to cut the Titans lead to 14-7 after K **Ka’imi Fairbairn** made the extra point attempt
- ✦ 3rd Quarter – K **Ka’imi Fairbairn** made a 34-yard field goal to cut the Titans lead to 14-10 after a nine-play, 36-yard scoring drive (4:00)
- ✦ 4th Quarter – WR **Will Fuller V** caught a 39-yard touchdown pass from QB **Deshaun Watson** to cap off a five-play, 70-yard scoring drive (1:43) to give the Texan a 17-14 lead after K **Ka’imi Fairbairn** made the extra point attempt

MISCELLANEOUS NOTES

- ✦ The following five Texans were captains for the game: CB **Johnathan Joseph**, S **Tyrann Mathieu**, ILB **Brian Peters**, QB **Deshaun Watson** and DE **J.J. Watt**
- ✦ The following seven Texans players were inactive for the game: DE/OLB **Jadeveon Clowney**, WR **Sammie Coates Jr.**, WR **Keke Coutee**, DE **Christian Covington**, T **Roderick Johnson**, DE **Carlos Watkins** and CB **Kayvon Webster**
- ✦ The following Texans player was active but did not play in the game: QB **Brandon Weeden**
- ✦ The following three players made their Texans debut: OLB **Duke Ejirofor**, RB **Buddy Howell** and CB **Shareece Wright**
- ✦ Tennessee won the toss and elected to defer. Houston received the first half kickoff

INDIVIDUAL PLAYER NOTES

RB ALFRED BLUE

- ✦ Ran for 36 yards on seven carries (5.1 avg.) and passed **Ben Tate** (2,279) for the ninth-most career scrimmage yards in team history

ILB ZACH CUNNINGHAM

- ✦ Led the team with eight total tackles (six solo) and recorded one tackle on special teams

OLB DUKE EJIOFOR

- ✦ Finished with three total tackles (two solo), 1.0 sack, one quarterback hit and one tackle for loss
- ✦ Recorded the first sack of his NFL career when he took down Titans QB **Blaine Gabbert** for a loss of eight yards in the third quarter

K KA’IMI FAIRBAIRN

- ✦ Scored five total points on one made field goal and two made extra point attempts
- ✦ Connected on a 34-yard field goal to cut the Titans lead to 14-10 in the third quarter

WR WILL FULLER V

- ✦ Recorded a team-high 113 receiving yards on eight receptions (14.1 avg.) and one touchdown
- ✦ Tied **Garrett Graham** (10) for the ninth-most career receiving touchdowns in team history and reached 10 career receiving touchdowns
- ✦ Recorded the most receiving yards (113) he’s had in a game since Week 8 of the 2017 season at Seattle (125 yards). It was also the first time Fuller recorded 100-or-more receiving yards since Week 8 of 2017
- ✦ Caught a 39-yard touchdown pass from QB **Deshaun Watson** for his first receiving touchdown of the season
- ✦ Extended his streak to 25 consecutive games with a reception to start his career, which is the third-longest streak in franchise history to start a career. Fuller has a reception in every game he has played in the NFL

WR DEANDRE HOPKINS

- ✦ Finished with 110 receiving yards on six receptions (18.3 avg.)
- ✦ Now has 1,120 career receiving yards against the Titans in 11 career games, which is the most he’s amassed against any opponent in his NFL career. Hopkins also has 72 catches and seven receiving touchdowns against Tennessee
- ✦ Extended his streak to 11 consecutive games with 60-or-more scrimmage yards, dating back to Week 8 of 2017. Hopkins’ streak of consecutive games with 60-or-more scrimmage yards is the longest active streak in the NFL
- ✦ Caught a 28-yard touchdown pass from QB **Deshaun Watson** in the second quarter. Hopkins had 51 receiving yards on the six-play, 53-yard scoring drive (2:30)
- ✦ Scored his first receiving touchdown of the season and the 37th of his NFL career
- ✦ Has caught eight touchdown passes from QB **Deshaun Watson** in nine games played together
- ✦ Surpassed 6,000 career receiving yards (2013-18)
- ✦ Extended his streak to 81 consecutive games with a reception to start his career, which is the longest streak in franchise history to start a career, the longest active streak in the NFL to start a career and passed Patriots TE **Rob Gronkowski** (2010-16) for the 11th-longest streak of games with a reception to start a career in the Super Bowl era
- ✦ Extended the third-longest streak in team history with at least one reception to 81 games, trailing **Andre Johnson** (133 games from 2005-14) and **Owen Daniels** (88 straight games from 2006-13)

S KAREEM JACKSON

- ✦ Finished tied for second on the team with six total tackles (three solo) and led the team with two passes defended

CB JOHNATHAN JOSEPH

- ✦ Finished with two total tackles (one solo) and passed **Cortland Finnegan** (648) for 14th-most career total tackles by a cornerback in NFL history

RB LAMAR MILLER

- ✦ Ran for a team-high 68 yards on 14 carries (4.9 avg.)
- ✦ Recorded 70 scrimmage yards (68 rushing, two receiving) and leads the NFL with 16 games producing 55-or-more scrimmage yards over the last two season (2017-18)
- ✦ Surpassed 5,000 career rushing yards (2012-18)

ILB BRIAN PETERS

- ✦ Tied **Ramon Walker** (37) for the fifth-most career total special teams tackles in team history

S JUSTIN REID

- ✦ Finished with five total tackles (four solo) and one quarterback hit
- ✦ Recorded the first quarterback hit of his NFL career and forced an intentional grounding penalty on Titans QB **Blaine Gabbert** on third down in the second quarter

QB DESHAUN WATSON

- ✦ Completed 22-of-32 passes (68.8%) for 310 yards, two touchdowns, one interception and a 107.6 passer rating
- ✦ Ran the ball five times for 44 yards (8.8 avg.)
- ✦ Threw a 28-yard touchdown pass to WR **DeAndre Hopkins** to complete a six-play, 53-yard scoring drive (2:30) in the second quarter
- ✦ Threw a 39-yard touchdown pass to WR **Will Fuller V** to complete a five-play, 70-yard scoring drive (1:43) in the fourth quarter and give the Texans a 17-14 lead
- ✦ Now has 22 career touchdown passes in nine games (eight starts) and three touchdown passes this season

- ✦ Has thrown eight touchdown passes to WR **DeAndre Hopkins** in nine games played together
- ✦ Threw for more than 300-yards for the third time in his NFL career and the first time since Week 8 of the 2017 season at Seattle
- ✦ Ranks second in touchdown passes through his first nine career games in NFL history, trailing **Kurt Warner** (24)
- ✦ Matched **Dan Marino** for second in NFL history with six games throwing multiple passing touchdowns through his first nine career games, trailing only **Kurt Warner** (seven)
- ✦ Passed **T.J. Yates** (1,993) for the ninth-most career passing yards in team history

DE J.J. WATT

- ✦ Finished tied for second on the team with six total tackles (four solo), one forced fumble and two tackles for loss
- ✦ Leads the NFL in tackles for loss with 138 since he entered the league in 2011 (90 games)
- ✦ Recorded his first forced fumble since Week 17 of the 2015 season and now has 16 career forced fumbles
- ✦ Surpassed 400 career total tackles (2011-18)

GAME SUMMARIES



WEEK 3

New York Giants 27, Houston Texans 22

71,838 NRG Stadium Houston, Texas Sep 23, 2018



New York Giants 7 13 0 7 — 27
Houston Texans 3 3 3 13 — 22

Scoring Drives

TEAM	QTR	TIME	SCORING PLAY	NYG	HOU
Texans	1	10:10	K. Fairbairn: 23-yard FG (11-69, 4:50)	0	3
Giants	1	04:10	S. Barkley: 15-yard run (10-75, 6:00)	6	3
Giants	2	11:49	A. Rosas: 44-yard FG (9-58, 5:14)	9	3
Giants	2	04:35	A. Rosas: 30-yard FG (10-64, 5:59)	12	3
Giants	2	01:20	R. Ellison: 16-yard pass from E. Manning (A. Rosas kick) (6-71, 1:56)	19	3
Texans	2	00:00	K. Fairbairn: 28-yard FG (9-65, 1:20)	19	6
Texans	3	08:41	K. Fairbairn: 54-yard FG (7-41, 3:13)	19	9
Texans	4	07:37	W. Fuller V: 6-yard pass from D. Watson (pass failed) (7-67, 3:32)	19	15
Giants	4	02:08	S. Shepard: 7-yard pass from E. Manning (A. Rosas kick) (9-77, 5:29)	26	15
Texans	4	00:01	L. Miller: 4-yard pass from D. Watson (K. Fairbairn kick) (12-75, 2:07)	26	22

New York Giants

PASSING	ATT	CP	YDS	SK/YD	TD	LG	INT	QBR
Eli Manning	29	25	297	4/32	2	30	0	132.3
TOTAL	29	25	297	4/32	2	30	0	132.3

RUSHING	ATT	YDS	AVG	LG	TD
Saquon Barkley	17	82	4.8	24	1
Wayne Gallman Jr.	6	25	4.2	8	0
Jonathan Stewart	2	8	4.0	5	0
Odell Beckham Jr.	1	0	0.0	0	0
Eli Manning	1	-1	-1.0	-1	0
TOTAL	27	114	4.2	24	1

RECEIVING	NO	YDS	AVG	LG	TD
Odell Beckham Jr.	9	109	12.1	30	0
Sterling Shepard	6	80	13.3	23	1
Saquon Barkley	5	35	7.0	21	0
Rhett Ellison	3	39	13.0	17	1
Cody Latimer	1	15	15.0	15	0
Evan Engram	1	19	19.0	19	0
TOTAL	25	297	11.9	30	2

TOP DEFENSE	TOT	SOLO	AST	SCK	YDS	INT
Damon Harrison Sr.	7	3	4	0.0	0.0	0
Curtis Riley	6	3	3	0.0	0.0	0
Landon Collins	6	3	3	0.0	0.0	0
TOTAL	19	9	10	0.0	0.0	0

FIELD GOALS	FGA/FGM	PERCENT
Aldrick Rosas	2-2	100.0
TOTAL	2-2	100.0

Houston Texans

PASSING	ATT	CP	YDS	SK/YD	TD	LG	INT	QBR
Deshaun Watson	40	24	385	3/17	2	39	1	98.4
TOTAL	40	24	385	3/17	2	39	1	98.4

RUSHING	ATT	YDS	AVG	LG	TD
Deshaun Watson	5	36	7.2	10	0
Alfred Blue	4	13	3.3	6	0
Lamar Miller	10	10	1.0	5	0
TOTAL	19	59	3.1	10	0

RECEIVING	NO	YDS	AVG	LG	TD
DeAndre Hopkins	6	86	14.3	24	0
Lamar Miller	5	41	8.2	16	1
Will Fuller V	5	101	20.2	37	1
Jordan Thomas	2	53	26.5	39	0
Ryan Griffin	2	44	22.0	32	0
Alfred Blue	1	4	4.0	4	0
Bruce Ellington	1	10	10.0	10	0
Jordan Akins	1	18	18.0	18	0
Vyncint Smith	1	28	28.0	28	0
TOTAL	24	385	16.0	39	2

TOP DEFENSE	TOT	SOLO	AST	SCK	YDS	INT
Kareem Jackson	9	5	4	0.0	0.0	0
Tyrann Mathieu	9	7	2	0.0	0.0	0
J.J. Watt	8	4	4	3.0	25.0	0
TOTAL	26	16	10	3.0	25.0	0

FIELD GOALS	FGA/FGM	PERCENT
Ka'imi Fairbairn	3-3	100.0
TOTAL	3-3	100.0

Team Statistics

	Giants	Texans
First Downs	21	21
Total Net Yards	379	427
Rushes/Net Yards	27/114	19/59
Net Passing	265	368
Pass Attempts/Completions	29/25	40/24
Had Intercepted	0	1
Sacked/Yards Lost	4/32	3/17
Punts/Average	4/49.5	3/51.7
Penalties/Yards	3/20	7/50
Fumbles/Lost	2/0	1/1
Possession Time	35:30	24:30

TEAM NOTES

THE TEXANS...

- ✔ Scored on their opening drive of the game for the first time since Week 17 of the 2017 season at Indianapolis
- ✔ Gained 427 total net yards (59 rushing and 368 passing) on 62 offensive plays (6.9 avg.)
- ✔ Compiled the most net passing yards (368) since Week 4 of the 2015 season at Atlanta (374)
- ✔ Recorded 21 total first downs (two rushing, 18 passing, one by penalty) and went 5-for-12 on third down (42%)
- ✔ Registered four sacks for a loss of 32 total yards, which marks the most sacks in a game by the Texans since Week 6 of the 2017 season vs. Cleveland (four)
- ✔ Tallied the most punt return yards (45) in game since Week 6 of the 2017 season vs. Cleveland (57)

SCORING PLAYS

- ✔ 1st Quarter – K **Ka’imi Fairbairn** connected on a 23-yard field goal following an 11-play, 69-yard opening scoring drive (4:50) to give Houston a 3-0 lead
- ✔ 2nd Quarter – K **Ka’imi Fairbairn** made a 28-yard field goal following a nine-play, 65-yard scoring drive (1:20) to cut the Giants’ lead to 20-6 at the end of the first half
- ✔ 3rd Quarter – K **Ka’imi Fairbairn** hit a 54-yard field goal following a seven-play, 41-yard scoring drive (3:13) to cut the Giants’ lead to 20-9 on Houston’s first drive of the second half
- ✔ 4th Quarter – WR **Will Fuller V** caught a six-yard touchdown pass from QB **Deshaun Watson** to finish off a seven-play, 67-yard scoring drive (3:32) to cut the Giants’ lead to 20-15. Houston’s two-point conversion attempt failed
- ✔ 4th Quarter – RB **Lamar Miller** caught a four-yard touchdown pass from QB **Deshaun Watson** to cap off a 12-play, 75-yard scoring drive (2:07) to cut the Giants’ lead to 27-22 after K **Ka’imi Fairbairn** made the extra point attempt

MISCELLANEOUS NOTES

- ✔ The following six Texans were captains for the game: WR **DeAndre Hopkins**, CB **Johnathan Joseph**, S **Tyrann Mathieu**, ILB **Brian Peters**, QB **Deshaun Watson** and DE **J.J. Watt**
- ✔ The following seven Texans players were inactive for the game: WR **Sammie Coates Jr.**, WR **Keke Coutee**, DE **Joel Heath**, T **Roderick Johnson**, OLB **Peter Kalambayi**, DE **Carlos Watkins** and CB **Kayvon Webster**
- ✔ The following two Texans were active but did not play in the game: G **Senio Kelemete** and QB **Brandon Weeden**
- ✔ N.Y. Giants won the toss and elected to defer. Houston received the first half kickoff

INDIVIDUAL PLAYER NOTES

DE ANGELO BLACKSON

- ✔ Recorded three total tackles (three solo), 1.0 sack, one quarterback hit and one tackle for loss
- ✔ Sacked Giants QB **Eli Manning** for a loss of seven yards in the fourth quarter. It marked Blackson’s first sack as a member of the Texans and he now has 3.5 in his NFL career

DE/OLB JADEVEON CLOWNEY

- ✔ Recorded three total tackles (three solo) and one tackle for loss
- ✔ Recorded his first tackle for loss of the season and the 49th of his

NFL career (2014-18). Clowney has 38 tackles for loss since 2016 (32 games), which is the second-most in the NFL over that span (Cardinals OLB **Chandler Jones**)

ILB ZACH CUNNINGHAM

- ✔ Recorded six total tackles (five solo) and one tackle for loss
- ✔ Surpassed 100 career total tackles (102), which ranks fifth in franchise history for the most total tackles through a player’s first 19 games

P TREVOR DANIEL

- ✔ Punted three times for 155 yards (51.7 avg.), including a long of 57, and pinned one punt inside the 20-yard line

RB TYLER ERVIN

- ✔ Returned a punt 27 yards in the third quarter, which marked the longest punt return for the Texans since Week 5 of the 2017 season vs. Kansas City (WR **Will Fuller V** – 49 yards). The return was also the second-longest of Ervin’s career

K KA’IMI FAIRBAIRN

- ✔ Scored 10 total points on three made field goals and one made extra point attempt
- ✔ Connected on a 23-yard field goal on the opening drive of the game to give Houston a 3-0 lead
- ✔ Made a 28-yard field goal on the last drive of the first half to cut the Giants’ lead to 20-6
- ✔ Hit a season-long 54-yard field goal on the first drive of the second half to cut the Giants’ lead to 20-9. The field goal marked the second-longest of Fairbairn’s career

WR WILL FULLER V

- ✔ Led the team with 101 receiving yards on five receptions (20.2 avg.) and one touchdown
- ✔ Caught a six-yard touchdown pass from QB **Deshaun Watson** in the fourth quarter for his second receiving touchdown of the season and the 11th of his NFL career
- ✔ Has now recorded a touchdown reception in all six games he has played in with QB **Deshaun Watson**. Fuller has caught nine touchdowns from Watson in those six games
- ✔ Became the first Texans player with 100-or-more receiving yards in back-to-back games since he accomplished the feat in Weeks 1-2 of the 2016 season
- ✔ Recorded his fifth career game with 100-or-more receiving yards and his second of the season (Week 2 at Tennessee). Fuller passed TE **Owen Daniels** (four) for the third-most games with 100-or-more receiving yards in franchise history
- ✔ Registered a 28-yard pass from QB **Deshaun Watson** on Houston’s first drive of the second half to help set up a 54-yard field goal by K **Ka’imi Fairbairn** that cut the Giants’ lead to 20-9
- ✔ Extended his streak to 26 consecutive games with a reception to start his career, which is the third-longest streak in franchise history to start a career

TE RYAN GRIFFIN

- ✔ Caught a 32-yard pass from QB **Deshaun Watson** on the last drive of the first half to set up Houston’s 28-yard field goal by K **Ka’imi Fairbairn**

WR DEANDRE HOPKINS

- ✔ Finished second on the team with 86 receiving yards on six receptions (14.3 avg.)
- ✔ Extended his streak to 12 consecutive games with 60-or-more scrimmage yards, dating back to Week 8 of 2017. Hopkins’ streak of consecutive games with 60-or-more scrimmage yards is the longest active streak in the NFL

- ✎ Extended his streak to 82 consecutive games with a reception to start his career, which is the longest streak in franchise history to start a career, the longest active streak in the NFL to start a career and passed WR **Kevin Johnson** (1999-2004) for the 10th-longest streak of games with a reception to start a career in the Super Bowl era
- ✎ Extended the third-longest streak in team history with at least one reception to 82 games, trailing **Andre Johnson** (133 games from 2005-14) and **Owen Daniels** (88 straight games from 2006-13)

S KAREEM JACKSON

- ✎ Finished tied for the team lead with nine total tackles (five solo) and recorded one pass defended
- ✎ Recorded his third pass defended of the season and now has 74 in his NFL career (2010-18), which is the second-most career passes defended in franchise history
- ✎ Has recorded 23 total tackles through three weeks, which marks the most total tackles in a three-game span for Jackson in his nine-year NFL career (2010-18)
- ✎ Has led the team or ranked second in total tackles in all three games this season

S TYRANN MATHIEU

- ✎ Finished tied for the team lead with nine total tackles (seven solo) and recorded one pass defended
- ✎ Recorded his second pass defended of the season and has compiled 43 since he entered the league in 2013

ILB BENARDRICK MCKINNEY

- ✎ Finished with seven total tackles (three solo) and one tackle for loss
- ✎ Passed **Brooks Reed** (25) for the ninth-most career tackles for loss in team history
- ✎ Eclipsed 300 total tackles for his career (2015-18)

RB LAMAR MILLER

- ✎ Ran for 10 yards on 10 carries (1.0 avg.) and caught five passes for 41 receiving yards (8.2 avg.)
- ✎ Caught a four-yard touchdown pass from QB **Deshaun Watson** in the fourth quarter
- ✎ Notched his first receiving touchdown of the season, eighth of his career and fifth since joining the Texans in 2016
- ✎ Passed **Jonathan Wells** (12) and tied **Joel Dreessen** (13) for the 10th-most overall career touchdowns in team history

TE JORDAN THOMAS

- ✎ Finished with a career-high 53 receiving yards on two receptions (26.5 avg.)
- ✎ Caught a career-long 39 yard pass from QB **Deshaun Watson** on the opening drive of the game to set up Houston's first score, which was a 23-yard field goal by K **Ka'imi Fairbairn**

QB DESHAUN WATSON

- ✎ Completed 24-of-40 passes (60.0%) for 385 yards, two touchdowns, one interception and a 98.4 passer rating
- ✎ Ran for a team-high 36 yards on five rushes (7.2 avg.)
- ✎ Now has 24 career touchdown passes in 10 games (nine starts), which is the second-most in NFL history through a player's first 10 career games (**Kurt Warner** – 26)
- ✎ Recorded his fifth touchdown pass of the season
- ✎ Has thrown nine touchdown passes to WR **Will Fuller V** in six games played together
- ✎ Became the first Texans quarterback to throw for 300-or-more yards in back-to-back games since **Matt Schaub** in Weeks 11-12 of the 2012 season

- ✎ Threw for more than 300-yards for the fourth time in his NFL career and the second week in a row
- ✎ Threw a six-yard touchdown pass to WR **Will Fuller V** to finish off a seven-play, 67-yard scoring drive (3:32) in the fourth quarter and cut the Giants' lead to 20-15
- ✎ Completed a four-yard touchdown pass to RB **Lamar Miller** to cap off a 12-play, 75-yard scoring drive (2:07) in the fourth quarter that cut the Giants' lead to 27-22
- ✎ Led Houston on an 11-play, 69-yard opening scoring drive (4:50) that resulted in a 23-yard field goal by K **Ka'imi Fairbairn** to give the Texans a 3-0 lead. It marked Houston's first score on their opening drive of a game since Week 17 of the 2017 season at Indianapolis
- ✎ Led the Texans on a nine-play, 65-yard scoring drive (1:20) to end the first half that resulted in a 28-yard field goal by K **Ka'imi Fairbairn** to cut the Giants' lead to 20-6
- ✎ Led Houston on a seven-play, 41-yard scoring drive (3:13) on Houston's first drive of the second half that resulted in a 54-yard field goal by K **Ka'imi Fairbairn** to cut the Giants' lead to 20-9
- ✎ Passed **T.J. Yates** (176) for the ninth-most career completions in Texans history
- ✎ Tied **Sage Rosenfels** (24) for the third-most career passing touchdowns in franchise history

DE J.J. WATT

- ✎ Finished with eight total tackles (four solo), 3.0 sacks, four tackles for loss, four quarterback hits and one forced fumble
- ✎ Became the first player in NFL history to record at least eight total tackles, 3.0 sacks, four tackles for loss, four quarterback hits and one forced fumble in two separate career games (Week 15 of the 2012 season vs. Indianapolis). There has only been three occurrences in NFL history where a player recorded at least eight total tackles, 3.0 sacks, four tackles for loss, four quarterback hits and one forced fumble in a game and Watt is responsible for two of them **DeMarcus Ware** is only other player to do it in NFL history (Week 8 of the 2011 season at Philadelphia)
- ✎ Recorded his first sack since Week 2 of the 2016 season vs. Kansas City and now has 79.0 since entering the league in 2011 (91 games), which is the second-most in the NFL during that span
- ✎ Registered his first multi-sack game since Week 17 of the 2015 season (3.0 vs. Jacksonville). Watt leads the NFL with 22 multi-sack games since entering the league in 2011
- ✎ Recorded 3.0-or-more sacks for the sixth time in his NFL career (2011-18), which is the second-most in the NFL since 2011 (Chiefs OLB **Justin Houston** – seven games)
- ✎ Became the first player in the NFL this season to record at least five total tackles, 1.0 sack, one forced fumble, one tackle for loss and two quarterback hits in the first half of a game
- ✎ Tallied his sixth quarterback hit of the season and leads the NFL in quarterback hits with 225 since he entered the league in 2011 (91 games)
- ✎ Notched his sixth tackle for loss of the season and leads the NFL in tackles for loss with 142 since he entered the league in 2011 (91 games)
- ✎ Registered his second forced fumble of the season and now has 17 since entering the NFL in 2011 (91 games)
- ✎ Sacked and forced a fumble on Giants QB **Eli Manning** for a loss of six yards in the second quarter on 3rd-and-5
- ✎ Sacked Giants QB **Eli Manning** for a loss of 10 yards in the third quarter for his second sack of the game
- ✎ Sacked Giants QB **Eli Manning** for a loss of nine yards in the fourth quarter for his third sack of the game

GAME SUMMARIES



37

WEEK 4

Houston Texans 37, Indianapolis Colts 34

57,716 Lucas Oil Stadium Indianapolis, Ind. Sep 30, 2018



34

Houston Texans 14 7 7 3 6 — 37
Indianapolis Colts 7 3 7 14 3 — 34

Scoring Drives

TEAM	QTR	TIME	SCORING PLAY	HOU	IND
Colts	1	11:17	Z. Pascal: 4-yard pass from A. Luck (A. Vinatieri kick) (7-75, 3:43)	0	7
Colts	1	05:19	J. Clowney: 0-yard run (K. Fairbairn kick) (2--2, 0:16)	7	7
Texans	1	01:45	W. Fuller V: 3-yard pass from D. Watson (K. Fairbairn kick) (5-52, 1:27)	14	7
Texans	2	01:08	D. Hopkins: 5-yard pass from D. Watson (K. Fairbairn kick) (2-8, 0:39)	21	7
Colts	2	00:02	A. Vinatieri: 42-yard FG (6-46, 1:06)	21	10
Texans	3	06:39	D. Watson: 5-yard run (K. Fairbairn kick) (15-79, 8:21)	28	10
Colts	3	05:14	N. Hines: 14-yard pass from A. Luck (A. Vinatieri kick) (5-75, 1:25)	28	17
Colts	4	07:41	E. Ebron: 5-yard pass from A. Luck (pass failed) (13-73, 6:22)	28	23
Texans	4	02:58	K. Fairbairn: 40-yard FG (10-54, 4:43)	31	23
Colts	4	00:45	N. Hines: 9-yard pass from A. Luck (A. Luck pass) (9-85, 2:13)	31	31
Colts	5	06:00	A. Vinatieri: 44-yard FG (13-50, 4:00)	31	34
Texans	5	01:50	K. Fairbairn: 29-yard FG (12-59, 4:10)	34	34
Texans	5	00:00	K. Fairbairn: 37-yard FG (3-24, 0:24)	37	34

Houston Texans

PASSING	ATT	CP	YDS	SK/YD	TD	LG	INT	QBR
Deshaun Watson	42	29	375	7/28	2	30	1	102.8
TOTAL	42	29	375	7/28	2	30	1	102.8

RUSHING	ATT	YDS	AVG	LG	TD
Lamar Miller	14	49	3.5	15	0
Deshaun Watson	6	41	6.8	18	1
Alfred Blue	13	31	2.4	10	0
Keke Coutee	2	-2	-1.0	3	0
TOTAL	35	119	3.4	18	1

RECEIVING	NO	YDS	AVG	LG	TD
Keke Coutee	11	109	9.9	19	0
DeAndre Hopkins	10	169	16.9	30	1
Will Fuller V	4	49	12.3	22	1
Jordan Akins	2	24	12.0	14	0
Ryan Griffin	1	12	12.0	12	0
Sammie Coates Jr.	1	12	12.0	12	0
TOTAL	29	375	12.9	30	2

TOP DEFENSE	TOT	SOLO	AST	SCK	YDS	INT
Johnathan Joseph	8	7	1	0.0	0.0	0
Tyrann Mathieu	7	7	0	0.0	0.0	0
Zach Cunningham	7	6	1	0.0	0.0	0
TOTAL	22	20	2	0.0	0.0	0

FIELD GOALS	FGA/FGM	PERCENT
Ka'imi Fairbairn	4-3	75.0
TOTAL	4-3	75.0

Indianapolis Colts

PASSING	ATT	CP	YDS	SK/YD	TD	LG	INT	QBR
Andrew Luck	62	40	464	4/27	4	42	0	108.5
TOTAL	62	40	464	4/27	4	42	0	108.5

RUSHING	ATT	YDS	AVG	LG	TD
Jordan Wilkins	8	16	2.0	7	0
Andrew Luck	3	11	3.7	7	0
Nyheim Hines	4	10	2.5	7	0
Jeremy McNichols	2	4	2.0	7	0
TOTAL	17	41	2.4	7	0

RECEIVING	NO	YDS	AVG	LG	TD
Nyheim Hines	9	63	7.0	14t	2
Chester Rogers	8	85	10.6	22	0
Zach Pascal	6	56	9.3	18	1
Eric Ebron	5	40	8.0	12	1
Ryan Grant	5	64	12.8	23	0
T.Y. Hilton	4	115	28.8	42	0
Marcus Johnson	2	24	12.0	16	0
Mo Alie-Cox	1	17	17.0	17	0
TOTAL	40	464	11.6	42	4

TOP DEFENSE	TOT	SOLO	AST	SCK	YDS	INT
Darius Leonard	13	8	5	1.0	5.0	0
Anthony Walker	10	9	1	1.0	6.0	0
Denico Autry	9	7	2	2.0	5.0	0
TOTAL	32	24	8	4.0	16.0	0

FIELD GOALS	FGA/FGM	PERCENT
Adam Vinatieri	2-2	100.0
TOTAL	2-2	100.0

Team Statistics

	Texans	Colts
First Downs	30	28
Total Net Yards	466	478
Rushes/Net Yards	35/119	17/41
Net Passing	347	437
Pass Attempts/Completions	42/29	62/40
Had Intercepted	1	0
Sacked/Yards Lost	7/28	4/27
Punts/Average	5/41.4	5/44.0
Penalties/Yards	10/54	10/85
Fumbles/Lost	0/0	3/2
Possession Time	40:04	29:56

TEAM NOTES

THE TEXANS...

- Recorded more than 420 yards of offense for the third game in a row (Weeks 2-4). This marks the first time in franchise history the Texans have had three straight games of at least 420 yards of offense
- Gained 466 total net yards (119 rushing and 347 passing) on 84 offensive plays (5.5 avg.)
- Recorded 30 total first downs (six rushing, 23 passing, one by penalty), which is the most total first downs gained in a game since Week 4 of the 2017 season vs. Tennessee (33)
- Converted 8-of-16 on third down attempts (50%), which marks the most third down conversions in a game since Week 13 of the 2017 season at Tennessee (eight)
- Marked their second game where two receivers have each compiled more than 100 receiving yards in the same game (WR **DeAndre Hopkins** and WR **Keke Coutee**). This is the first time since 2011 the Texans have had multiple games where two receivers compile more than 100 yards in the same game
- Scored a defensive touchdown on DE/OLB **Jadeveon Clowney's** fumble recovery in the endzone in the first quarter. It marked the first defensive touchdown for Houston since Week 6 of the 2017 season vs. Cleveland (CB **Johnathan Joseph**, 82 yard interception returned for a touchdown)
- Earned their fourth win in the last six matchups with the Colts and first since Week 14 of the 2016 season
- Improved their record to 1-1 against the AFC South this season
- Improved their record against the Colts to 4-5 overall under Head Coach **Bill O'Brien** and 3-2 on the road
- Improved their record against the AFC South to 16-10 overall under Head Coach **Bill O'Brien** and 8-6 on the road
- Improved their regular season record to 32-36 overall under Head Coach **Bill O'Brien** and 12-23 on the road
- Improved their all-time record against the Colts to 8-25 overall and 3-14 on the road
- Earned their 114th victory as a franchise (regular season & postseason combined) and 111th regular season victory
- Improved their record against the AFC South to 42-56 all-time and 17-33 on the road
- Improved their all-time record on the road to 45-86 in the regular season

SCORING PLAYS

- 1st Quarter – DE/OLB **Jadeveon Clowney** recovered a fumble by Colts C **Ryan Kelly** in the endzone to tie the game at 7-7 after K **Ka'imi Fairbairn** made the extra point attempt
- 1st Quarter – WR **Will Fuller V** caught a three-yard touchdown pass from QB **Deshaun Watson** to cap off a five-play, 52-yard drive (1:27). K **Ka'imi Fairbairn** made the extra point attempt to give Houston a 14-7
- 2nd Quarter – WR **DeAndre Hopkins** caught a five-yard touchdown pass from QB **Deshaun Watson** to finish off a two-play, eight-yard drive (0:39) after DE **J.J. Watt** sacked and forced a fumble on Colts QB **Andrew Luck** which was recovered by OLB **Duke Ejirofor**. K **Ka'imi Fairbairn** made the extra point attempt to increase Houston's lead to 21-7
- 3rd Quarter – QB **Deshaun Watson** scored on a five-yard run to complete a 15-play, 79-yard scoring drive (8:21) to extend Houston's lead to 28-10 after K **Ka'imi Fairbairn** made the extra point attempt
- 4th Quarter – K **Ka'imi Fairbairn** connected on a 40-yard field goal attempt following a 10-play, 54 yard drive (4:43) to increase the

Texans' lead to 31-23

- Overtime – K **Ka'imi Fairbairn** hit a 29-yard field goal attempt to finish off a 12-play, 59-yard drive (4:10) to tie the game at 34-34
- Overtime – K **Ka'imi Fairbairn** made a game-winning 37-yard field goal to cap off a three-play, 24-yard drive (0:24) and win the game 37-34

MISCELLANEOUS NOTES

- The following six Texans were captains for the game: WR **DeAndre Hopkins**, CB **Johnathan Joseph**, S **Tyrann Mathieu**, ILB **Brian Peters**, QB **Deshaun Watson** and DE **J.J. Watt**
- The following seven Texans players were inactive for the game: DE **Christian Covington**, OLB **Daeshon Hall**, T **Roderick Johnson**, T **David Sharpe**, WR **Vyncint Smith**, DE **Carlos Watkins** and CB **Kayvon Webster**
- The following Texans player made his NFL debut: WR **Keke Coutee**
- The following Texans player was active but did not play in the game: QB **Brandon Weeden**
- Houston won the toss and elected to defer. Indianapolis received the first half kickoff

INDIVIDUAL PLAYER NOTES

DE/OLB JADEVEON CLOWNEY

- Recorded four total tackles (four solo), 2.0 sacks, four quarterback hits, four tackle for loss and one fumble recovery
- Became the first player in franchise history to record multiple career games with at least 1.0 sack and a fumble recovery returned for a touchdown (Week 3 of 2017 at New England)
- Became the only player to record at least 1.0 sack, two tackles for loss, one fumble recovery and one touchdown in a single game in the NFL this season
- Recovered a fumble by Colts C **Ryan Kelly** in the endzone for his second career touchdown to tie the game at 7-7 in the first quarter. Clowney's first career touchdown was a 22-yard fumble recovery in Week 3 of the 2017 season at New England
- Tallied his first two sacks of the season and now has 22.0 in his career (2014-18)
- Recorded his first game with multiple tackles for loss since Week 14 of the 2017 season vs. San Francisco. Clowney now has 14 career games with multiple tackles for loss, six career games with three-or-more tackles for loss and three games with four-or-more tackles for loss
- Registered his fourth career game with multiple sacks and first since Week 11 of the 2017 season vs. Arizona
- Notched his fifth tackle for loss of the season, 53rd of his career and passed **Whitney Mercilus** (50) for the second-most career tackles for loss in franchise history. Clowney has 42 tackles for loss since 2016 (33 games), which is the second-most in the NFL over that span (Cardinals OLB **Chandler Jones**)
- Registered his first four quarterback hits of the season and now has 50 in his NFL career
- Recovered his first fumble of the season and the third of his career (two in 2017)
- Sacked Colts QB **Andrew Luck** for a loss of nine yards in the second quarter on 3rd-and-15
- Sacked Colts QB **Andrew Luck** for a loss of 10 yards in overtime

WR KEKE COUTEE

- Finished second on the team with 109 receiving yards on 11 receptions (9.9 avg.) in his NFL debut after missing Weeks 1-3 with an injury
- Recorded the most receptions (11) by a player in their NFL debut

since the NFL/AFL merger. Coutee passed **Anquan Boldin** (10) in 2003 and **Earl Cooper** (10) in 1980. **Sid Banks** is the only other player to record more when he had 13 receptions in his first game in 1964

- ✔ Set a franchise record for the most receiving yards (109) by a player in his NFL debut in Texans history, passing **Will Fuller's** 107 receiving yards in Week 1 of the 2016 season

ILB ZACH CUNNINGHAM

- ✔ Finished tied for second on the team with seven total tackles (six solo), two passes defended and one tackle for loss
- ✔ Talled his second tackle for loss of the season and the seventh of his NFL career
- ✔ Registered his third pass defended of the season and the ninth of his career
- ✔ Passed **Dunta Robinson** (105) for the fourth-most total tackles through a player's first 20 games in franchise history

P TREVOR DANIEL

- ✔ Punted five times for 207 yards (41.4 avg.), including a long of 51, and pinned four punts inside the 20-yard line
- ✔ Dropped a 47-yard punt on the Colts' two-yard line that was downed by CB **Johnson Bademosi** in the first quarter. Houston scored a touchdown two plays later when DE/OLB **Jadeveon Clowney** recovered a fumble in the endzone

OLB DUKE EJIOFOR

- ✔ Finished with two total tackles (two solo), one quarterback hits and a fumble recovery
- ✔ Recorded his first fumble recovery of his NFL career at the Indianapolis eight-yard line after DE **J.J. Watt** sacked and forced a fumble on Colts QB **Andrew Luck**
- ✔ Talled his second quarterback hit of the season

K KA'IMI FAIRBAIRN

- ✔ Scored 13 total points on three made field goals and four made extra point attempts
- ✔ Connected on a 40-yard field goal attempt in the fourth quarter following a 10-play, 54 yard drive (4:43) to increase the Texans' lead to 31-23
- ✔ Hit a 29-yard field goal attempt in overtime to finish off a 12-play, 59-yard drive (4:10) to tie the game at 34-34
- ✔ Made a game-winning 37-yard field goal in overtime to cap off a three-play, 24-yard drive (0:24)

WR WILL FULLER V

- ✔ Recorded 49 receiving yards on four receptions (12.3 avg.) and one touchdown
- ✔ Caught a three-yard touchdown pass from QB **Deshaun Watson** in the first quarter for his third receiving touchdown of the season and the 12th of his NFL career to give Houston a 14-7 lead in the first quarter
- ✔ Has now recorded a touchdown reception in all seven games he has played in with QB **Deshaun Watson**. Fuller has caught 10 touchdowns from Watson in those seven games
- ✔ Extended his streak to 27 consecutive games with a reception to start his career, which is the third-longest streak in franchise history to start a career

WR DEANDRE HOPKINS

- ✔ Finished with a game-high 169 receiving yards on 10 receptions (16.9 avg.) and one touchdown
- ✔ Tied for the third-most receiving yards (169) in a game in his NFL career (2013-18) and the most since Week 8 of the 2017 season at Seattle (224)
- ✔ Has now caught nine touchdown passes from QB **Deshaun**

Watson in 11 games played together

- ✔ Recorded his second touchdown reception of the season and the 38th of his NFL career (2013-18)
- ✔ Caught a five-yard touchdown pass from QB **Deshaun Watson** in the second quarter to increase Houston's lead to 21-17
- ✔ Extended his streak to 13 consecutive games with 60-or-more scrimmage yards, dating back to Week 8 of 2017. Hopkins' streak of consecutive games with 60-or-more scrimmage yards is the longest active streak in the NFL
- ✔ Extended his streak to 83 consecutive games with a reception to start his career, which is the longest streak in franchise history to start a career, the longest active streak in the NFL to start a career and the 10th-longest streak of games with a reception to start a career in the Super Bowl era
- ✔ Extended the third-longest streak in team history with at least one reception to 83 games, trailing **Andre Johnson** (133 games from 2005-14) and **Owen Daniels** (88 straight games from 2006-13)

CB JOHNATHAN JOSEPH

- ✔ Finished with a team-high eight total tackles (seven solo) and recorded one pass defended
- ✔ Passed **Morlon Greenwood** (385) for the seventh-most career total tackles in franchise history
- ✔ Tied **Walt Harris** (170) and **Terrell Buckley** (170) for the 11th-most career passes defended in NFL history

S TYRANN MATHIEU

- ✔ Finished tied for second on the team with seven total tackles (seven solo) and recorded one pass defended
- ✔ Recorded his third pass defended of the season and has compiled 44 since he entered the league in 2013

OLB WHITNEY MERCILUS

- ✔ Recorded his first three quarterback hits of the season and now has 78 in his NFL career (2012-18)
- ✔ Registered his first tackle for loss of the season and now has 50 in his NFL career (2012-18)

QB DESHAUN WATSON

- ✔ Completed 29-of-42 passes (69%) for 375 yards, two touchdowns, one interception and a 102.8 passer rating
- ✔ Ran for 41 yards on six carries (6.8 avg.) and one touchdown
- ✔ Became the third quarterback since the NFL/AFL merger to throw for 375-or-more yards and two touchdowns and rush for 40 yards and a rushing touchdown and the first since **Chad Henne** in Week 1 of the 2011 season
- ✔ Now has 26 career touchdown passes in 11 games (10 starts), which is the second-most in NFL history through a player's first 11 career games (**Kurt Warner** – 27)
- ✔ Recorded his first rushing touchdown of the season and the third rushing touchdown of his career
- ✔ Tied **Marc Bulger** (eight) and **Kurt Warner** (eight) for the most games with multiple touchdown passes through a player's first 11 career games in NFL history
- ✔ Recorded his seventh touchdown pass of the season
- ✔ Has thrown 10 touchdown passes to WR **Will Fuller V** in seven games played together including at least one in every game
- ✔ Has thrown nine touchdown passes to WR **DeAndre Hopkins** in 11 games played together
- ✔ Became the first Texans quarterback to throw for 300-or-more yards in three consecutive games since **Matt Schaub** in Weeks 13-15 of the 2010 season
- ✔ Threw for more than 300-yards for the fifth time in his NFL career and the third week in a row
- ✔ Recorded multiple touchdown passes in a game for the ninth time in

his NFL career

- ✦ Threw a three-yard touchdown pass to WR **Will Fuller V** to cap off a five-play, 52-yard scoring drive (1:27) in the first quarter and give the Texans a 14-7 lead
- ✦ Completed a five-yard touchdown pass to WR **DeAndre Hopkins** to finish off a two-play, eight-yard scoring drive (0:39) in the second quarter to increase Houston's lead to 21-7
- ✦ Scored a rushing touchdown on a five-yard run in the third quarter to complete a 15-play, 79-yard scoring drive (8:21) to extend Houston's lead to 28-10. Watson was 6-for-6 passing for 62 yards on the drive
- ✦ Led Houston on a 10-play, 54 yard drive (4:43) that resulted in a 40-yard field goal by K **Ka'imi Fairbairn** to increase the Texans' lead to 31-23 in the fourth quarter
- ✦ Led the Texans on a 12-play, 59-yard drive (4:10) that resulted in a 29-yard field goal by K **Ka'imi Fairbairn** in overtime to tie the game at 34-34
- ✦ Led Houston on a game-winning three-play, 24-yard drive (0:24) that resulted in a 37-yard field goal by K **Ka'imi Fairbairn** to win the game 37-34 in overtime
- ✦ Passed **Sage Rosenfels** (24) for the third-most career passing touchdowns in franchise history

DE J.J. WATT

- ✦ Finished with four tackles (four solo), 2.0 sacks, one tackle for loss, one quarterback hits and two forced fumbles
- ✦ Became the second-fastest NFL player to reach 80.0 career sacks, doing so in his 92nd career game. Hall of Fame DE **Reggie White** accomplished the feat in 70 career games
- ✦ Recorded multiple sacks in back-to-back games for the seventh time in his NFL career, which is the most in NFL history. **Clay Matthews**, **Demarcus Ware**, **Jared Allen** with **Jason Pierre-Paul**

are all tied for second with three each

- ✦ Tied Pro Football Hall of Famer **Richard Dent** (23 games) for the second-most games of multiple sacks by a player in his first 100 career games. Only Pro Football Hall of Famer Reggie White (29) had more
- ✦ Now has 5.0 sacks this season and 81.0 since entering the league in 2011 (92 games), which is the second-most in the NFL during that span
- ✦ Registered his second multi-sack game of the season (Week 3 vs. N.Y. Giants) and leads the NFL with 23 multi-sack games since entering the league in 2011
- ✦ Tallied his seventh quarterback hit of the season and leads the NFL in quarterback hits with 226 since he entered the league in 2011 (92 games)
- ✦ Notched his sixth tackle for loss of the season and leads the NFL in tackles for loss with 142 since he entered the league in 2011 (92 games)
- ✦ Registered his fourth forced fumble of the season and now has 19 since entering the NFL in 2011 (92 games)
- ✦ Sacked and forced a fumble on Colts QB **Andrew Luck** for a loss of four yards in the second quarter
- ✦ Sacked and forced a fumble on Colts QB **Andrew Luck** for a loss of four yards in the second quarter. OLB **Duke Ejiofor** recovered the fumble at the Colts' eight-yard line. Houston scored a touchdown two plays later

CB SHAREECE WRIGHT

- ✦ Finished with four solo tackles and two passes defended
- ✦ Recorded his first two pass defended of the season and the 38th of his NFL career (2011-18)

GAME SUMMARIES



16

WEEK 5

Dallas Cowboys 16, Houston Texans 19
72,008 NRG Stadium Houston, Texas Oct 7, 2018



19

Dallas Cowboys 6 0 7 3 0 — 16
Houston Texans 0 10 3 3 3 — 19

Scoring Drives

TEAM	QTR	TIME	SCORING PLAY	DAL	HOU
Cowboys	1	10:03	B. Maher: 27-yard FG (9-66, 4:57)	3	0
Cowboys	1	03:10	B. Maher: 43-yard FG (5-37, 2:38)	6	0
Texans	2	13:40	K. Coutee: 1-yard pass from D. Watson (K. Fairbairn kick) (8-70, 4:30)	6	7
Texans	2	06:00	K. Fairbairn: 20-yard FG (12-79, 5:57)	6	10
Cowboys	3	11:52	A. Hurns: 3-yard pass from D. Prescott (B. Maher kick) (5-16, 1:59)	13	10
Texans	3	05:02	K. Fairbairn: 21-yard FG (8-26, 2:53)	13	13
Texans	4	08:31	K. Fairbairn: 19-yard FG (9-59, 4:58)	13	16
Cowboys	4	05:39	B. Maher: 48-yard FG (5-45, 2:52)	16	16
Texans	5	01:50	K. Fairbairn: 36-yard FG (8-72, 3:43)	16	19

Dallas Cowboys

PASSING	ATT	CP	YDS	SK/YD	TD	LG	INT	QBR
Dak Prescott	29	18	208	2/14	1	44	2	66.5
TOTAL	29	18	208	2/14	1	44	2	66.5

RUSHING	ATT	YDS	AVG	LG	TD
Ezekiel Elliott	20	54	2.7	14	0
Dak Prescott	6	34	5.7	11	0
Rod Smith	3	10	3.3	5	0
TOTAL	29	98	3.4	14	0

RECEIVING	NO	YDS	AVG	LG	TD
Ezekiel Elliott	7	30	4.3	10	0
Geoff Swaim	3	55	18.3	43	0
Deonte Thompson	2	19	9.5	11	0
Allen Hurns	1	3	3.0	3t	1
Blake Jarwin	1	11	11.0	11	0
Cole Beasley	1	8	8.0	8	0
Michael Gallup	1	6	6.0	6	0
Rico Gathers	1	32	32.0	32	0
Tavon Austin	1	44	44.0	44	0
TOTAL	18	208	11.6	44	1

TOP DEFENSE	TOT	SOLO	AST	SCK	YDS	INT
Leighton Vander Esch	13	11	2	0.0	0.0	0
Jaylon Smith	12	6	6	1.0	1.0	0
Byron Jones	10	8	2	0.0	0.0	0
TOTAL	35	25	10	1.0	1.0	0

FIELD GOALS	FGA/FGM	PERCENT
Brett Maher	3-3	100.0
TOTAL	3-3	100.0

Houston Texans

PASSING	ATT	CP	YDS	SK/YD	TD	LG	INT	QBR
Deshaun Watson	44	33	375	1/1	1	49	1	98.2
TOTAL	44	33	375	1/1	1	49	1	98.2

RUSHING	ATT	YDS	AVG	LG	TD
Alfred Blue	20	46	2.3	17	0
Deshaun Watson	10	40	4.0	11	0
Keke Coutee	1	2	2.0	2	0
TOTAL	31	88	2.8	17	0

RECEIVING	NO	YDS	AVG	LG	TD
DeAndre Hopkins	9	151	16.8	49	0
Alfred Blue	8	73	9.1	28	0
Keke Coutee	6	51	8.5	18	1
Ryan Griffin	6	65	10.8	13	0
Will Fuller V	2	15	7.5	10	0
Jordan Akins	1	9	9.0	9	0
Jordan Thomas	1	11	11.0	11	0
TOTAL	33	375	11.4	49	1

TOP DEFENSE	TOT	SOLO	AST	SCK	YDS	INT
Zach Cunningham	10	7	3	0.0	0.0	0
Benardrick McKinney	8	7	1	0.5	2.5	0
Tyrann Mathieu	8	6	2	0.0	0.0	0
TOTAL	26	20	6	0.5	2.5	0

FIELD GOALS	FGA/FGM	PERCENT
Ka'imi Fairbairn	5-4	80.0
TOTAL	5-4	80.0

Team Statistics

	Cowboys	Texans
First Downs	14	25
Total Net Yards	292	462
Rushes/Net Yards	29/98	31/88
Net Passing	194	374
Pass Attempts/Completions	29/18	44/33
Had Intercepted	2	1
Sacked/Yards Lost	2/14	1/1
Punts/Average	5/44.0	3/53.3
Penalties/Yards	7/72	5/25
Fumbles/Lost	0/0	2/1
Possession Time	31:32	36:38

TEAM NOTES

THE TEXANS...

- ✔ Won back-to-back games in overtime for the first time since Weeks 11-12 of the 2012 season
- ✔ Won their first game against Dallas since the Texans inaugural game in Week 1 of the 2002 season
- ✔ Gained 462 total net yards (88 rushing and 374 passing) on 76 offensive plays (6.1 avg.)
- ✔ Have now recorded 2,117 yards of total offense through the first five games of the 2018 season, which is the most total net yards in franchise history through Week 5
- ✔ Have the most total net yards in the AFC in 2018 and rank second in the NFL behind only the L.A. Rams (2,342)
- ✔ Recorded more than 420 yards of offense for the fourth game in a row (Weeks 2-5), which marks the first time in franchise history the Texans have had four straight games of at least 420 yards of offense
- ✔ Recorded 25 total first downs (four rushing, 18 passing, three by penalty)
- ✔ Held the Cowboys to 14 total first downs (six rushing, eight passing) and 4-of-14 on third down attempts (29%)
- ✔ Allowed only 292 total net yards (98 rushing and 194 passing) to the Cowboys on 60 offensive plays (4.9 avg.)
- ✔ Won the time of possession battle 36:38 to 31:32 over the Cowboys
- ✔ Notched multiple interceptions in a game for the first time since Week 11 of the 2017 season vs. Arizona (two)
- ✔ Recorded 251 total net yards in the first half, which marked the most recorded by the Texans in the first half of a game since Week 8 of the 2017 season at Seattle (281)

SCORING PLAYS

- ✔ 2nd Quarter – WR **Keke Coutee** caught a one-yard touchdown pass from QB **Deshaun Watson** to cap off an eight-play, 70-yard drive (4:30) and give the Texans a 7-6 lead after K **Ka'imi Fairbairn** made the extra point attempt
- ✔ 2nd Quarter – K **Ka'imi Fairbairn** connected on a 20-yard field goal following a 12-play, 79-yard drive (5:57) to extend Houston's lead to 10-6
- ✔ 3rd Quarter – K **Ka'imi Fairbairn** made a 21-yard field goal to finish off an eight-play, 26-yard drive (2:53) to tie the game at 13-13 following an interception by S **Justin Reid**
- ✔ 4th Quarter – K **Ka'imi Fairbairn** hit a 19-yard field goal following a nine-play, 59-yard drive (4:58) to give Houston a 16-13 lead
- ✔ Overtime – K **Ka'imi Fairbairn** connected on a game-winning 36-yard field goal to complete an eight-play, 72-yard drive (3:43) and give Houston a 19-16 victory

MISCELLANEOUS NOTES

- ✔ The following six Texans were captains for the game: WR **DeAndre Hopkins**, CB **Johnathan Joseph**, S **Tyrann Mathieu**, ILB **Brian Peters**, QB **Deshaun Watson** and DE **J.J. Watt**
- ✔ The following seven Texans players were inactive for the game: CB **Aaron Colvin**, DE **Christian Covington**, OLB **Daeshon Hall**, ILB **Brian Peters**, T **David Sharpe**, WR **Vyncint Smith** and DE **Carlos Watkins**
- ✔ The following players made their Texans debut: ILB **Tyrell Adams** and CB **Kayvon Webster**
- ✔ The following two Texans were active but did not play in the game: RB **Lamar Miller** and QB **Brandon Weeden**
- ✔ Houston won the toss and elected to defer. Dallas received the first half kickoff

RB ALFRED BLUE

- ✔ Ran for a team-high 46 yards on 20 carries (2.3 avg.) and caught eight passes for 73 yards (9.1 avg.)
- ✔ Recorded the most receptions and receiving yards in a game in his NFL career (2014-18)
- ✔ Registered the third-most scrimmage yards (119) in his NFL career and the most yards from scrimmage since Week 3 of the 2015 season at Tampa Bay (139)

DE/OLB JADEVEON CLOWNEY

- ✔ Recorded three total tackles (two solo), 0.5 sacks, two quarterback hits and one tackle for loss
- ✔ Now has 2.5 sacks this season and 22.5 in his NFL career (2014-18)
- ✔ Split a sack on Cowboys QB **Dak Prescott** with ILB **Benardrick McKinney** for a loss of 2.5 yards in the third quarter
- ✔ Notched his sixth tackle for loss of the season and 54th of his career. Clowney has 43 tackles for loss since 2016 (34 games), which is the second-most in the NFL over that span (Cardinals OLB **Chandler Jones**)
- ✔ Registered his sixth quarterback hits of the season and now has 52 in his NFL career (2014-18)
- ✔ Tallied his 14th career game with multiple quarterback hits, including his second in a row and second this season
- ✔ Notched his sixth tackle for loss of the season and now has 54 in his NFL career (2014-18)

WR KEKE COUTEE

- ✔ Finished with 51 receiving yards on six receptions (8.5 avg.) and one touchdown
- ✔ Caught his first career NFL touchdown from QB **Deshaun Watson** to cap off an eight-play, 70-yard scoring drive (4:30) in the second quarter and give Houston a 7-6 lead
- ✔ Passed WR **DeAndre Hopkins** (12) for the most receptions through a player's first two NFL games in franchise history
- ✔ Passed Giants RB **Saquon Barkley** and Bears RB **Tarik Cohen** for the third-most receptions (17) through a player's first two career games since the AFL/NFL merger, trailing only **Earl Cooper** (19) and **Anquan Boldin** (18)

ILB ZACH CUNNINGHAM

- ✔ Led the team with nine total tackles (six solo) and one quarterback hit
- ✔ Tallied his first quarterback hit of the season and the third of his NFL career (2017-18)

P TREVOR DANIEL

- ✔ Punted three times for 160 yards (53.5 avg.), including a career-high 61 yarder, and one inside the 20-yard line
- ✔ Recorded the longest punt by a rookie AFC punter this season with a 61 yarder in the third quarter

K KA'IMI FAIRBAIRN

- ✔ Scored 13 total points on four made field goals and one made extra point attempt
- ✔ Made a game-winning 36-yard field goal in overtime following an eight-play, 72-yard scoring drive (3:43) to give Houston the 19-16 victory
- ✔ Connected on a 20-yard field goal to extend Houston's lead to 10-6 in the second quarter
- ✔ Hit a 21-yard field goal to tie the game at 13-13 in the third quarter following an interception by S **Justin Reid**
- ✔ Made a 19-yard field goal to give Houston a 16-13 lead in the fourth quarter

INDIVIDUAL PLAYER NOTES

TE RYAN GRIFFIN

- Recorded 65 receiving yards on six receptions (10.8 avg.)
- Registered the most receptions and receiving yards in a game since Week 15 of the 2016 season vs. Jacksonville when he recorded eight receptions for 85 yards (10.6 avg.)

WR DEANDRE HOPKINS

- Finished with a game-high 151 receiving yards on nine receptions (16.8 avg.)
- Compiled the second-most receiving yards (320) over a two-game span in his NFL career and the most since Weeks 4-5 of the 2015 season (326)
- Registered 150-or-more yards receiving in back-to-back games for the second time in his career (Weeks 4-5 of the 2015 season), joining **Andre Johnson** as the only Texans players to accomplish the feat multiple times
- Recorded 150-or-more receiving yards in back-to-back games for the second time in his career. Only seven other players in NFL history have recorded back-to-back games of 150-or-more yards on multiple occasions in their career: **Jerry Rice** (three), **Torry Holt** (three), **Andre Johnson** (two), **Brandon Marshall** (two), **Steve Smith** (two), **James Lofton** (two) and **Lance Alworth** (two)
- Notched the first pass defended of his NFL career on the Cowboys' Hail Mary play as time expired in regulation
- Tied **Andre Johnson** (six) for the most receptions of 25-plus yards through Week 5 of a season in team history
- Extended his streak to 14 consecutive games with 60-or-more scrimmage yards, dating back to Week 8 of 2017. Hopkins' streak of consecutive games with 60-or-more scrimmage yards is the longest active streak in the NFL
- Extended his streak to 84 consecutive games with a reception to start his career, which is the longest streak in franchise history to start a career, the longest active streak in the NFL to start a career and the 10th-longest streak of games with a reception to start a career in the Super Bowl era
- Extended his streak to 84 consecutive games with a reception, which is tied for the eighth-longest active streak of games with at least one reception (Titans TE **Delanie Walker**)
- Extended the third-longest streak in team history with at least one reception to 84 games, trailing **Andre Johnson** (133 games from 2005-14) and **Owen Daniels** (88 straight games from 2006-13)

S KAREEM JACKSON

- Finished with five total tackles (five solo), one interception, one tackle for loss and two passes defended
- Recorded his first interception of the season and the 15th of his NFL career (2010-18). Jackson's 15 career interceptions (all with the Texans) are the most by a player in franchise history
- Intercepted a pass from Cowboys QB **Dak Prescott** and returned it 11 yards in the second quarter
- Tallied his fifth pass defended of the season and the 76th of his NFL career (2010-18). Jackson's 76 career passes defended are the second-most in Texans history, trailing only CB **Johnathan Joseph** (97)
- Registered his second tackle for loss of the season and now has 19 tackles for loss in his NFL career (2010-18)
- Passed **Chris Myers** (112) for the third-most starts by a Texans player in franchise history (2010-18)

CB JOHNATHAN JOSEPH

- Finished with two total tackles and recorded three passes defended
- Passed **Cris Dishman** (172) for the 10th-most career passes defended in NFL history
- Recorded the most passes defended in a game since Week 6 of the 2017 season vs. Cleveland (three). It marked the 18th game in

- Joseph's career where he's recorded three-or-more passes defended
- Tallied his fifth pass defended of the season and the 173rd pass defended of his career, which leads the NFL since he began his career with Cincinnati in 2006 (177 games)
- Registered his 97th pass defended since joining the Texans in 2011, which is the second-most in the NFL over that span. Joseph trails 49ers CB **Richard Sherman** (101)
- Passed **Kevin Walter** (109) for the eighth-most games played in team history with 110 (2011-18)

S TYRANN MATHIEU

- Finished tied for second on the team with eight total tackles (six solo) and recorded one tackle for loss
- Recorded his first tackle for loss of the season and has compiled 29 since he entered the league in 2013

ILB BENARDRICK MCKINNEY

- Tied for second on the team with eight total tackles (six solo), 0.5 sacks, one quarterback hit and one tackle for loss
- Split a sack on Cowboys QB **Dak Prescott** with DE/OLB **Jadeveon Clowney** for a loss of 2.5 yards in the third quarter and now has 9.5 sacks in his NFL career
- Tallied his second tackle for loss of the season and now has 27 in his NFL career (2015-18)
- Registered his first quarterback hit of the season and now has 22 in his NFL career (2015-18)

S JUSTIN REID

- Finished with six total tackles (five solo), one interception and one pass defended
- Recorded the first interception of his NFL career on a pass from Cowboys QB **Dak Prescott** in the third quarter. Reid returned it six yards to the Cowboys' 30-yard line. K **Ka'imi Fairbairn** made a 21-yard field goal eight plays later
- Registered his third pass defended of the season and the third of his NFL career

QB DESHAUN WATSON

- Completed 33-of-44 passes (75.0%) for 375 yards, one touchdown, one interception and a 98.2 passer rating
- Ran for 40 yards on 10 carries (4.0 avg.)
- Has now thrown for 375-or-more yards and rushed for 35-or-more yards in three consecutive games, which marks the longest streak in NFL history. No other quarterback has ever accomplished this feat in back-to-back games
- Registered at least 375 passing yards and 40 rushing yards for the third time in his NFL career, tying **Steve Young** (three) for the most games with at least 375 passing yards and 40 rushing yards in NFL history
- Now has 27 career touchdown passes in 12 games (11 starts), which is the second-most in NFL history through a player's first 12 career games (**Kurt Warner** – 29)
- Recorded his eighth touchdown pass of the season and the 27th of his NFL career (2017-18)
- Became the first Texans quarterback to throw for 300-or-more yards in four consecutive games since **Matt Schaub** in Weeks 12-15 of the 2010 season
- Threw for more than 300-yards for the sixth time in his NFL career and the fourth week in a row
- Set a career-high for most completions in a single game (33)
- Completed a one-yard touchdown pass to WR **Keke Coutee** to cap off an eight-play, 70-yard scoring drive (4:30) in the second quarter and give Houston a 7-6 lead
- Led Houston on a 12-play, 79-yard scoring drive (5:57) that resulted in a 20-yard field goal by K **Ka'imi Fairbairn** to extend Houston's

GAME SUMMARIES

lead to 10-6 in the second quarter

- ✦ Led the Texans on an eight-play, 26-yard scoring drive (2:53) that resulted in a 21-yard field goal by **K Ka'imi Fairbairn** to tie the game at 13-13 in the third quarter following an interception by S **Justin Reid**
- ✦ Led Houston on a nine-play, 59-yard scoring drive (4:58) that resulted in a 19-yard field goal by **K Ka'imi Fairbairn** to give Houston a 16-13 lead in the fourth quarter
- ✦ Led the Texans on a game-winning eight-play, 72-yard scoring drive (3:43) in overtime that resulted in a 36-yard field goal by **K Ka'imi Fairbairn** to give Houston a 19-16 victory

DE J.J. WATT

- ✦ Finished with two total tackles (two solo), 1.0 sack, one tackle for loss and two quarterback hits
- ✦ Sacked Cowboys QB **Dak Prescott** for a loss of nine yards in the fourth quarter

- ✦ Now has 6.0 sacks this season, which is tied for the most in the NFL in 2018 (**J. Watt** and **Geno Atkins**)
- ✦ Has 82.0 sacks since entering the league in 2011 (93 games), which is the second-most in the NFL during that span
- ✦ Tallied his 10th quarterback hit of the season and leads the NFL in quarterback hits with 229 since he entered the league in 2011 (93 games)
- ✦ Notched his seventh tackle for loss of the season and leads the NFL in tackles for loss with 143 since he entered the league in 2011 (93 games)

LS JON WEEKS

- ✦ Tied **Duane Brown** (133) for the second-most games played in franchise history (2010-18). Weeks has snapped on every field goal attempt, extra point attempt and punt for Houston since he signed as a free agent in 2010

GAME SUMMARIES



13

WEEK 6

Buffalo Bills 13, Houston Texans 20

71,638 NRG Stadium Houston, Texas Oct 14, 2018



20

Buffalo Bills 0 0 6 7 — 13
Houston Texans 7 3 0 10 — 20

Scoring Drives

TEAM	QTR	TIME	SCORING PLAY	BUF	HOU
Texans	1	04:43	D. Hopkins: 13-yard pass from D. Watson (K. Fairbairn kick) (5-29, 2:52)	0	7
Texans	2	08:33	K. Fairbairn: 33-yard FG (4-7, 1:40)	0	10
Bills	3	10:12	S. Hauschka: 23-yard FG (9-26, 4:11)	3	10
Bills	3	02:12	S. Hauschka: 52-yard FG (5-45, 1:19)	6	10
Bills	4	13:00	Z. Jones: 16-yard pass from N. Peterman (S. Hauschka kick) (5-32, 2:44)	13	10
Texans	4	01:34	K. Fairbairn: 27-yard FG (9-84, 2:21)	13	13
Bills	4	01:23	J. Joseph: 28-yard interception return (K. Fairbairn kick) (2-0, 0:11)	13	20

Buffalo Bills

PASSING	ATT	CP	YDS	SK/YD	TD	LG	INT	QBR
Josh Allen	17	10	84	2/16	0	39	0	71.7
Nathan Peterman	12	6	61	0/0	1	20	2	53.1
TOTAL	29	16	145	2/16	1	39	2	51.7

RUSHING	ATT	YDS	AVG	LG	TD
LeSean McCoy	16	73	4.6	14	0
Josh Allen	4	20	5.0	11	0
Chris Ivory	6	5	0.8	6	0
Nathan Peterman	1	2	2.0	2	0
TOTAL	27	100	3.7	14	0

RECEIVING	NO	YDS	AVG	LG	TD
Charles Clay	4	20	5.0	10	0
LeSean McCoy	3	21	7.0	22	0
Zay Jones	3	35	11.7	16	1
Kelvin Benjamin	2	43	21.5	39	0
Andre Holmes	1	20	20.0	20	0
Chris Ivory	1	4	4.0	4	0
Logan Thomas	1	0	0.0	0	0
Ray-Ray McCloud III	1	2	2.0	2	0
TOTAL	16	145	9.1	39	1

TOP DEFENSE	TOT	SOLO	AST	SCK	YDS	INT
Tremaine Edmunds	9	7	2	0.0	0.0	0
Matt Milano	8	3	5	0.0	0.0	0
Phillip Gaines	7	3	4	0.0	0.0	0
TOTAL	24	13	11	0.0	0.0	0

FIELD GOALS	FGA/FGM	PERCENT
Stephen Hauschka	2-2	100.0
TOTAL	2-2	100.0

Houston Texans

PASSING	ATT	CP	YDS	SK/YD	TD	LG	INT	QBR
Deshawn Watson	25	15	177	7/35	1	24	2	61.6
DeAndre Hopkins	1	0	0	0/0	0	0	0	39.6
TOTAL	26	15	177	7/35	1	24	2	59.3

RUSHING	ATT	YDS	AVG	LG	TD
Lamar Miller	15	46	3.1	11	0
Alfred Blue	7	26	3.7	17	0
Deshawn Watson	2	2	1.0	3	0
TOTAL	24	74	3.1	17	0

RECEIVING	NO	YDS	AVG	LG	TD
DeAndre Hopkins	5	63	12.6	24	1
Keke Coutee	3	33	11.0	22	0
Alfred Blue	2	17	8.5	14	0
Lamar Miller	2	25	12.5	16	0
Will Fuller V	2	33	16.5	17	0
Jordan Akins	1	6	6.0	6	0
TOTAL	15	177	11.8	24	1

TOP DEFENSE	TOT	SOLO	AST	SCK	YDS	INT
Zach Cunningham	13	9	4	0.0	0.0	0
Benardrick McKinney	11	6	5	1.0	5.0	0
Johnathan Joseph	6	5	1	0.0	0.0	1
TOTAL	30	20	10	1.0	5.0	1

FIELD GOALS	FGA/FGM	PERCENT
Ka'imi Fairbairn	2-2	100.0
TOTAL	2-2	100.0

Team Statistics

	Bills	Texans
First Downs	12	15
Total Net Yards	229	216
Rushes/Net Yards	27/100	24/74
Net Passing	129	142
Pass Attempts/Completions	29/16	26/15
Had Intercepted	2	2
Sacked/Yards Lost	2/16	7/35
Punts/Average	6/40.5	5/40.6
Penalties/Yards	12/104	6/50
Fumbles/Lost	2/1	3/1
Possession Time	33:00	27:00

TEAM NOTES

THE TEXANS...

- Have won three games in a row for the first time since Weeks 14-16 of the 2016 season
- Shutout an opponent in the first half for the first time since Week 16 of the 2015 season at Tennessee
- Blocked a punt by Bills P **Corey Bojorquez** in the second quarter, which marked the first blocked punt for the Texans since RB **Alfred Blue** blocked a punt in Week 1 of the 2014 season vs. Washington. The punt was blocked by ILB **Tyrell Adams** and recovered by OLB **Brennan Scarlett**
- Held the Bills to 229 total net yards (100 rushing and 129 passing) and 12 first downs (four rushing, eight passing)
- Improved their all-time record against the Bills to 5-4 overall (3-2 at home) and earned their first win against Buffalo since Week 4 of the 2014 season. Houston also their record against the Bills to 2-1 overall and 2-0 at home under Head Coach **Bill O'Brien**

SCORING PLAYS

- 1st Quarter – WR **DeAndre Hopkins** caught a 13-yard touchdown pass from QB **Deshawn Watson** following a five-play, 29-yard drive (2:52) to give Houston a 7-0 lead after K **Ka'imi Fairbairn** made the extra point attempt
- 2nd Quarter – K **Ka'imi Fairbairn** made a 33-yard field goal to give Houston a 10-0 lead
- 4th Quarter – K **Ka'imi Fairbairn** connected on a 27-yard field goal following a nine-play, 84-yard drive (2:21) to tie the game at 13-13
- 4th Quarter – CB **Johnathan Joseph** intercepted a pass from Bills QB **Nathan Peterman** and returned it 28 yards for a touchdown with 1:23 left in the game to give Houston a 20-13 lead after K **Ka'imi Fairbairn** made the extra point

MISCELLANEOUS NOTES

- The following six Texans were captains for the game: WR **DeAndre Hopkins**, CB **Johnathan Joseph**, S **Tyrann Mathieu**, ILB **Brian Peters**, QB **Deshawn Watson** and DE **J. Watt**
- The following seven Texans players were inactive for the game: CB **Aaron Colvin**, DE **Christian Covington**, OLB **Daeshon Hall**, ILB **Brian Peters**, T **David Sharpe**, WR **Vyncint Smith** and DE **Carlos Watkins**
- The following player made his Texans debut: CB **Mike Tyson**
- The following Texans player was active but did not play in the game: QB **Brandon Weeden**
- Houston won the toss and elected to defer. Buffalo received the first half kickoff

INDIVIDUAL PLAYER NOTES

ILB TYRELL ADAMS

- Blocked a punt from Bills P **Corey Bojorquez** in the second quarter that was recovered by OLB **Brennan Scarlett**
- Recorded his first two special teams tackles of the season and now has five special teams tackles in his NFL career

RB ALFRED BLUE

- Ran for 26 yards on seven carries (3.7 avg.) and caught two passes for 17 yards (8.5 avg.)

DE/OLB JADEVEON CLOWNEY

- Notched his seventh tackle for loss of the season and 55th of his career. Clowney has 44 tackles for loss since 2016 (35 games), which is the second-most in the NFL over that span (Cardinals OLB

Chandler Jones)

WR KEKE COUTEE

- Finished with 33 receiving yards on three receptions (11.0 avg.)
- Passed **DeAndre Hopkins** (18) for the most receptions through a player's first three NFL games in franchise history
- Tied for the third-most receptions (20) through a player's first three career games since the AFL/NFL merger, trailing only **Anquan Boldin** (23), **Earl Cooper** (21) and **Saquon Barkley** (21)

ILB ZACH CUNNINGHAM

- Led the team with a career-high 13 total tackles (nine solo). Cunningham's 13 total tackles are the most recorded by a Texans player since ILB **Benardrick McKinney** (16) in Week 3 of the 2016 season at New England
- Ranks fifth in franchise history for most total tackles (50) through the first six games of a season
- Combined with ILB **Benardrick McKinney** (11) for the most total tackles by a pair of Texans since Week 3 of the 2010 season when **Bernard Pollard** (15) and **DeMeco Ryans** (10) combined for 25 total tackles. It also marked the first time the Texans had two players with 11-or-more total tackles since Week 4 of the 2010 season (**DeMeco Ryans** – 11, **Bernard Pollard** – 11)

K KA'IMI FAIRBAIRN

- Scored eight total points on two made field goals and two made extra point attempts
- Made a 33-yard field goal in the second quarter to give Houston a 10-0 lead
- Connected on a 27-yard field goal to tie the game at 13-13 in the fourth quarter

WR DEANDRE HOPKINS

- Finished with a game-high 63 receiving yards on five receptions (12.6 avg.) and one touchdown
- Caught his third touchdown pass of the season and the 39th of his NFL career (2013-18)
- Has now caught 10 touchdowns from QB **Deshawn Watson** in 13 games played together
- Caught a 13-yard touchdown pass from QB **Deshawn Watson** following a five-play, 29-yard scoring drive (2:52) in the first quarter to give Houston a 7-0 lead
- Has 26 receiving touchdowns at home in his NFL career (2013-18), which the fourth-most in the NFL in that span
- Tallied his third career touchdown reception against the Bills in three games played against Buffalo in his career
- Extended his streak to 15 consecutive games with 60-or-more scrimmage yards, dating back to Week 8 of 2017. Hopkins' streak of consecutive games with 60-or-more scrimmage yards is the longest active streak in the NFL
- Extended his streak to 85 consecutive games with a reception to start his career, which is the longest streak in franchise history to start a career, the longest active streak in the NFL to start a career and the 10th-longest streak of games with a reception to start a career in the Super Bowl era
- Extended his streak to 85 consecutive games with a reception, which is the seventh-longest active streak of games with at least one reception in the NFL
- Extended the third-longest streak in team history with at least one reception to 85 games, trailing **Andre Johnson** (133 games from 2005-14) and **Owen Daniels** (88 straight games from 2006-13)

RB BUDDY HOWELL

- Recorded two special teams tackle and a forced fumble on special teams
- Forced a fumble on Bills WR **Ray-Ray McCloud III** on the opening

kickoff of the game that was recovered by Buffalo

S KAREEM JACKSON

- ✦ Finished with three total tackles (three solo), one interception, one tackle for loss and three passes defended
- ✦ Recorded his second interception of the season and the 16th of his NFL career (2010-18). Jackson's 16 career interceptions (all with the Texans) are the most by a player in franchise history
- ✦ Recorded a career-high three passes defended and tallied his team-leading eighth pass defended of the season. His eight passes defended ranks tied for fourth in franchise history for the most passes defended through six games
- ✦ Has 79 passes defended in his career (2010-18), which ranks second in Texans history behind CB **Johnathan Joseph** (99)
- ✦ Registered his third tackle for loss of the season and now has 20 tackles for loss in his NFL career (2010-18). Jackson's 20 tackles for loss are the most by a defensive back in franchise history
- ✦ Tied **Chester Pitts** (114) for the second-most starts in Texans history

CB JOHNATHAN JOSEPH

- ✦ Finished third on the team with six total tackles (five solo) and recorded one interception and two passes defended
- ✦ Intercepted a pass from Bills QB **Nathan Peterman** and returned it 28 yards for a touchdown with 1:23 left in the game to give Houston a 20-13 lead. It marked Joseph's first pick-six since Week 6 of the 2017 season vs. Cleveland
- ✦ Recorded his first interception of the season and the 15th interception since joining the Texans in 2011, which is the second-most in franchise history behind S **Kareem Jackson** (16)
- ✦ Tallied his fourth interception returned for a touchdown since joining the Texans in 2011, which is a franchise record
- ✦ Registered his 29th career interception and seventh career interception returned for a touchdown (2006-18)
- ✦ Ranks 10th in NFL history in career passes defended and leads the NFL since he began his career with Cincinnati in 2006 with 175 total in 178 games played
- ✦ Registered his franchise-record 99th pass defended since joining the Texans in 2011 (111 games), which is the second-most in the NFL over that span (49ers CB **Richard Sherman** - 101)
- ✦ Tallied his seventh pass defended of the season, which ranks second on the team behind S **Kareem Jackson** (eight)
- ✦ Tied Ravens S **Eric Weddle** and Panthers S **Mike Adams** (29) for the seventh-most career interceptions among active NFL players
- ✦ Tied Giants CB **Janoris Jenkins** (seven) for the second-most career interceptions returned for touchdowns among active NFL players behind only Rams CB **Aqib Talib** (10)

ILB BENARDRICK MCKINNEY

- ✦ Finished second on the team with 11 total tackles (six solo) and tallied 1.0 sack, two quarterback hits and one tackle for loss
- ✦ Recorded the most total tackles in a game since Week 1 of the 2017 season vs. Jacksonville (11)
- ✦ Notched 11 total tackles and 1.0 sack in a game for a fourth time in his career, which passes **DeMeco Ryans** and **Jamie Sharper** (three) for the most games with at least 11 total tackles and 1.0 sack in franchise history
- ✦ Combined with ILB **Zach Cunningham** (13) for the most total tackles by a pair of Texans since Week 3 of the 2010 season when **Bernard Pollard** (15) and **DeMeco Ryans** (10) combined for 25 total tackles. It also marked the first time the Texans had two players with 11-or-more total tackles since Week 4 of the 2010 season (**DeMeco Ryans** - 11, **Bernard Pollard** - 11)
- ✦ Sacked Bills QB **Josh Allen** for a loss of five yards in the first quarter. McKinney has 1.5 sacks this season and 10.5 in his NFL

career (2015-18)

- ✦ Tallied his third tackle for loss of the season and now has 28 in his NFL career (2015-18)
- ✦ Registered his third quarterback hit of the season and now has 24 in his NFL career (2015-18)

RB LAMAR MILLER

- ✦ Ran for a team-high 46 yards on 15 carries (3.1 avg.) and caught two passes for 25 yards (12.5 avg.)

OLB BRENNAN SCARLETT

- ✦ Recorded the first fumble recovery of his NFL career at the Buffalo 29-yard line after Bills WR **Ray-Ray McCloud III** muffed a punt by Texans P **Trevor Daniel** in the first quarter
- ✦ Recovered a blocked punt from Bills P **Corey Bojorquez** at the Buffalo 35-yard line and returned it 14 yards to the Buffalo 21-yard line in the second quarter. The punt was blocked by Texans ILB **Tyrell Adams**
- ✦ Tallied one special teams tackles, which marked his second of the season and eighth of his NFL career

QB DESHAUN WATSON

- ✦ Completed 15-of-25 passes (60.0%) for 177 yards, one touchdown, two interceptions and a 61.6 passer rating
- ✦ Now has 28 career touchdown passes in 13 career games, which is the second-most in NFL history through a player's first 13 career games (**Kurt Warner** - 32)
- ✦ Now has 3,497 career passing yards in 13 career games, which is the fourth-most in NFL history through a player's first 13 career games, trailing **Andrew Luck** (3,792 in 2012), **Cam Newton** (3,573 in 2011) and **Marc Bulger** (3,534 in 2002-03)
- ✦ Recorded his ninth touchdown pass of the season and the 28th of his NFL career (2017-18)
- ✦ Threw his 10th touchdown pass to WR **DeAndre Hopkins** in 13 games played together
- ✦ Completed a 13-yard touchdown pass to WR **DeAndre Hopkins** following a five-play, 29-yard scoring drive (2:52) in the first quarter to give Houston a 7-0 lead
- ✦ Led Houston on a nine-play, 84-yard scoring drive (2:21) in the fourth quarter that resulted in a 27-yard field goal by K **Ka'imi Fairbarin** to tie the game at 13-13
- ✦ Passed **Sage Rosenfels** (3,380) for the third-most career passing yards in franchise history

DE J.J. WATT

- ✦ Finished with three total tackles (three solo), 1.0 sack, one tackle for loss and one quarterback hit
- ✦ Has 7.0 sacks this season, which leads the AFC and is tied with Vikings DE **Danielle Hunter** for the most in the NFL
- ✦ Has 83.0 sacks since entering the league in 2011 (94 games), which is the second-most in the NFL during that span
- ✦ Recorded a sack in his fourth straight game for the sixth time in his NFL career. Watt's six streaks with a sack in four straight games are the second-most in the NFL since 2011 (Broncos OLB **Von Miller** - seven)
- ✦ Tallied his 11th quarterback hit of the season. Watt leads the NFL in quarterback hits with 230 since he entered the league in 2011 (94 games) and since the stat began being officially tracked by the NFL
- ✦ Notched his eighth tackle for loss of the season. Watt leads the NFL in tackles for loss with 144 since he entered the league in 2011 (94 games) and since the stat began being officially tracked by the NFL
- ✦ Sacked Bills QB **Josh Allen** for a loss of 11 yards on 3rd-and-12 in the second quarter. Watt now has 2.0 sacks against the Bills in his career

LS JON WEEKS

GAME SUMMARIES

🏈 Passed **Duane Brown** (133) for the second-most games played in franchise history. Weeks has snapped on every field goal attempt, extra point attempt and punt for Houston since he signed as a free

agent in 2010

GAME SUMMARIES



WEEK 7

Houston Texans 20, Jacksonville Jaguars 7

66,534 TIAA Bank Field Jacksonville, Fla. Oct 21, 2018



Houston Texans 6 7 7 0 — 20
Jacksonville Jaguars 0 0 7 0 — 7

Scoring Drives

TEAM	QTR	TIME	SCORING PLAY	HOU	JAX
Texans	1	10:22	K. Fairbairn: 44-yard FG (7-10, 3:15)	3	0
Texans	1	02:39	K. Fairbairn: 48-yard FG (9-51, 4:46)	6	0
Texans	2	05:31	L. Miller: 5-yard run (K. Fairbairn kick) (10-60, 4:55)	13	0
Texans	3	10:50	D. Hopkins: 10-yard pass from D. Watson (K. Fairbairn kick) (2-12, 0:37)	20	0
Jaguars	3	02:18	T. Yeldon: 6-yard pass from C. Kessler (J. Lambo kick) (10-47, 4:37)	20	7

Houston Texans

PASSING	ATT	CP	YDS	SK/YD	TD	LG	INT	QBR
Deshaun Watson	24	12	139	1/8	1	31	0	81.8
TOTAL	24	12	139	1/8	1	31	0	81.8

RUSHING	ATT	YDS	AVG	LG	TD
Lamar Miller	22	100	4.5	16	1
Alfred Blue	8	28	3.5	7	0
Deshaun Watson	7	13	1.9	4	0
TOTAL	37	141	3.8	16	1

RECEIVING	NO	YDS	AVG	LG	TD
Will Fuller V	6	68	11.3	18	0
DeAndre Hopkins	3	50	16.7	31	1
Keke Coutee	1	3	3.0	3	0
Lamar Miller	1	-1	-1.0	-1	0
Tyler Ervin	1	19	19.0	19	0
TOTAL	12	139	11.6	31	1

TOP DEFENSE	TOT	SOLO	AST	SCK	YDS	INT
Zach Cunningham	10	8	2	0.0	0.0	0
Benardrick McKinney	7	6	1	0.0	0.0	0
Jadeveon Clowney	7	7	0	2.0	14.0	0
TOTAL	24	21	3	2.0	2.0	0

FIELD GOALS	FGA/FGM	PERCENT
Ka'imi Fairbairn	2-2	100.0
TOTAL	2-2	100.0

Jacksonville Jaguars

PASSING	ATT	CP	YDS	SK/YD	TD	LG	INT	QBR
Cody Kessler	30	21	156	4/28	1	15	1	79.3
Blake Bortles	12	6	61	0/0	0	24	0	64.9
TOTAL	42	27	217	4/28	1	24	1	75.2

RUSHING	ATT	YDS	AVG	LG	TD
Blake Bortles	6	30	5.0	10	0
T.J. Yeldon	12	28	2.3	6	0
Cody Kessler	2	8	4.0	6	0
Dave Williams	1	2	2.0	2	0
Jamaal Charles	1	2	2.0	2	0
TOTAL	22	70	3.2	10	0

RECEIVING	NO	YDS	AVG	LG	TD
Donte Moncrief	7	76	10.9	24	0
T.J. Yeldon	5	40	8.0	15	1
DJ Chark Jr.	4	31	7.8	15	0
Dede Westbrook	4	17	4.3	6	0
David Grinnage	2	17	8.5	11	0
Keelan Cole	2	21	10.5	13	0
Jamaal Charles	1	2	2.0	2	0
Rashad Greene Sr.	1	8	8.0	8	0
Tommy Bohanon	1	5	5.0	5	0
TOTAL	27	217	8.0	24	1

TOP DEFENSE	TOT	SOLO	AST	SCK	YDS	INT
Calais Campbell	9	5	4	0.0	0.0	0
Telvin Smith Sr.	8	7	1	0.0	0.0	0
A.J. Bouye	6	5	1	0.0	0.0	0
TOTAL	23	17	6	0.0	0.0	0

FIELD GOALS	FGA/FGM	PERCENT
No Field Goals		

Team Statistics

	Texans	Jaguars
First Downs	15	15
Total Net Yards	272	259
Rushes/Net Yards	37/141	22/70
Net Passing	131	189
Pass Attempts/Completions	24/12	42/27
Had Intercepted	0	1
Sacked/Yards Lost	1/8	4/28
Punts/Average	6/46.2	6/45.7
Penalties/Yards	6/35	2/15
Fumbles/Lost	2/0	3/2
Possession Time	29:35	30:25

TEAM NOTES

THE TEXANS...

- ✦ Have won four games in a row for the first time since Weeks 8-12 of the 2015 season
- ✦ Improved their record to 25-1 when leading at halftime under Head Coach **Bill O'Brien** (2014-18). Houston's 96.15 winning percentage is the best in the NFL over that span
- ✦ Improved their record to 15-1 when winning the turnover battle under Head Coach **Bill O'Brien** (2014-18). Houston's 93.75 winning percentage when they have a positive turnover differential is fourth-best in the NFL over that span
- ✦ Shut out their opponents in the first half in back-to-back games for the first time since Weeks 15 and 16 of the 2004 season when they shut the Bears in Week 15 at Chicago and the Jaguars in Week 16 at Jacksonville
- ✦ Had the most forced fumbles (three) in a game for Houston since Week 3 of the 2017 season at New England (four)
- ✦ Held the Jaguars to 259 total net yards (70 rushing and 189 passing) and 15 first downs (four rushing, 11 passing)
- ✦ Gained 272 net yards (141 rushing and 131 passing) and 15 first downs (seven rushing, seven passing, one penalty)
- ✦ Converted 8-of-16 third down attempts (50 percent) and 2-of-3 red zone attempts (67 percent)
- ✦ Improved their all-time record against the Jaguars to 20-13 overall and 9-8 in Jacksonville
- ✦ Improved their record against the Jaguars to 7-2 overall and 4-1 in Jacksonville under Head Coach **Bill O'Brien**
- ✦ Earned their seventh win in the last nine meetings with Jacksonville and their first win against the Jaguars since Week 15 of the 2016 season

SCORING PLAYS

- ✦ 1st Quarter – K **Ka'imi Fairbairn** made a 44-yard field goal to give Houston a 3-0 lead on the Texans' first drive of the game. Houston scored seven plays after OLB **Whitney Mercilus** forced a fumble by Jaguars QB **Blake Bortles** that was recovered by DE/OLB **Jadeveon Clowney**
- ✦ 1st Quarter – K **Ka'imi Fairbairn** connected on a 48-yard field goal to give Houston a 6-0 lead following a nine-play, 51-yard drive (4:46)
- ✦ 2nd Quarter – RB **Lamar Miller** scored on a five-yard run to give Houston a 13-0 lead following a 10-play, 60-yard drive (4:55)
- ✦ 3rd Quarter – WR **DeAndre Hopkins** caught a 10-yard touchdown pass from QB **Deshawn Watson** to extend Houston's lead to 20-0. The Texans gained possession after ILB **Zach Cunningham** forced a fumble by Jaguars QB **Blake Bortles** that was recovered by Texans S **Kareem Jackson** at the Jaguars' 12-yard line

MISCELLANEOUS NOTES

- ✦ The following five Texans were captains for the game: WR **DeAndre Hopkins**, CB **Johnathan Joseph**, S **Tyrann Mathieu**, QB **Deshawn Watson** and DE **J.J. Watt**
- ✦ The following seven Texans players were inactive for the game: CB **Aaron Colvin**, C/G **Zach Fulton**, TE **Ryan Griffin**, DE **Joel Heath**, ILB **Brian Peters**, WR **Vyncint Smith** and CB **Shareece Wright**
- ✦ The following two Texans players made their 2018 season debut: S **Andre Hal** and T **David Sharpe**
- ✦ The following two players were active but did not play in the game: DE **Carlos Watkins** and QB **Brandon Weeden**
- ✦ Houston won the toss and elected to defer. Jacksonville received the first half kickoff

DE/OLB JADEVEON CLOWNEY

- ✦ Finished with seven solo tackles, 2.0 sacks, two tackles for loss, four quarterback hits and one fumble recovery
- ✦ Joined Broncos OLB **Von Miller** as the only players to record at least seven total tackles, 2.0 sacks, three quarterback hits and one fumble recovery in a game this season
- ✦ Notched his ninth tackle for loss of the season and 57th of his career. Clowney has 46 tackles for loss since 2016 (36 games), which is the second-most in the NFL over that span (Cardinals OLB **Chandler Jones**)
- ✦ Sacked Jaguars QB **Cody Kessler** for a loss of eight yards and again for a loss of six yards in the fourth quarter. Clowney has 4.5 sacks this season and 24.5 in his NFL career (2014-18)
- ✦ Registered his second game with multiple sacks this season (Week 4 at Indianapolis) and the fifth multi-sack game of his NFL career (2014-18)
- ✦ Recovered a fumble by Jaguars QB **Blake Bortles** at the Jaguars' 36-yard line on the opening drive of the game. The fumble was forced by Texans OLB **Whitney Mercilus**
- ✦ Talled his second fumble recovery of the season and the fourth of his NFL career (2014-18). Clowney tied his single-season career high in fumble recoveries (had two in 2017)
- ✦ Tied **Tim Dobbins**, **C. Brown** and **Jamie Sharper** (four) for the fifth-most career fumble recoveries in Texans history
- ✦ Notched his 10th quarterback hit of the season and the 56th of his NFL career (2014-18)
- ✦ Talled his 15th career game with multiple quarterback hits, including three this season. Clowney has seven games with three-or-more quarterback hits in his career and three games with four-or-more
- ✦ Talled his 15th career game with multiple tackles for loss, including two this season

ILB ZACH CUNNINGHAM

- ✦ Led the team with 10 total tackles (eight solo) and forced one fumble
- ✦ Forced a fumble by Jaguars QB **Blake Bortles** that was recovered by Texans S **Kareem Jackson** at the Jaguars' 12-yard line. It marked Cunningham's first forced fumble of the season and the second of his NFL career (2017-18)
- ✦ Became the first Texans player to record double digit tackles in three consecutive games since **DeMeco Ryans** and **Bernard Pollard** in Weeks 3-5 of the 2010 season
- ✦ Became the first Texans player to record 10 total tackles and one forced fumble in a single game since ILB **Benardrick McKinney** in Week 1 in 2017 vs. Jacksonville
- ✦ Notched the second-most total tackles (60) by a Texans player in the first seven games of a season in franchise history, trailing only ILB **Benardrick McKinney** (69)

P TREVOR DANIEL

- ✦ Punted six times for 277 yards (46.2 avg.), including a 61 yarder, and pinned four punts inside the 20-yard line

K KA'IMI FAIRBAIRN

- ✦ Scored eight total points on two made field goals and two made extra point attempts
- ✦ Broke the franchise record for most points scored through the first seven games of a season with 65 points
- ✦ Made a 44-yard field goal to give Houston a 3-0 lead on the Texans' first drive of the game in the first quarter
- ✦ Connected on a 48-yard field goal to give Houston a 6-0 lead in the first quarter

INDIVIDUAL PLAYER NOTES

WR WILL FULLER V

- Finished with a team-high 68 receiving yards on six receptions (11.3 avg.)
- Extended his streak to 30 consecutive games with a reception to start his career, which is the third-longest streak in team history to start a career, trailing WR **DeAndre Hopkins** (86 games) and WR **Andre Johnson** (35 games, 2003-07)
- Eclipsed 100 career receptions

S ANDRE HAL

- Started and made his 2018 season debut after being activated off the Non-Football Illness list on Saturday, Oct. 20 following his battle with Hodgkin's Lymphoma. The Texans announced that Hal was in remission on Wednesday, Sept. 26 after he received his preliminary diagnosis in May

WR DEANDRE HOPKINS

- Finished with 50 receiving yards on three receptions (16.7 avg.) and one touchdown
- Caught his fourth touchdown pass of the season and the 40th of his NFL career (2013-18)
- Has now caught 11 touchdowns from QB **Deshaun Watson** in 14 games played together
- Caught a 10-yard touchdown pass from QB **Deshaun Watson** to extend Houston's lead to 20-0 in the third quarter
- Tallied his fifth career touchdown reception against the Jaguars in 11 games played versus Jacksonville in his career
- Extended his streak to 86 consecutive games with a reception to start his career, which is the longest streak in franchise history to start a career, the longest active streak in the NFL to start a career and the 10th-longest streak of games with a reception to start a career in the Super Bowl era
- Extended his streak to 86 consecutive games with a reception, which is the seventh-longest active streak of games with at least one reception in the NFL
- Extended the third-longest streak in team history with at least one reception to 86 games, trailing **Andre Johnson** (133 games from 2005-14) and **Owen Daniels** (88 straight games from 2006-13)

S KAREEM JACKSON

- Finished with three total tackles (three solo) and recovered one fumble
- Recovered a fumble by Jaguars QB **Blake Bortles** at the Jaguars' 12-yard line that was forced by Texans ILB **Zach Cunningham**. It marked his first fumble recovery of the season and the third of his NFL career (2010-18)
- Passed **Chester Pitts** (114) for the third-most starts in Texans history
- Passed **Brian Cushing** (424) for the second-most career solo tackles in franchise history

CB JOHNATHAN JOSEPH

- Finished with seven total tackles (seven solo) and recorded one pass defended
- Tied **Ray Buchanan** (176) for the ninth-most career passes defended in NFL history. Joseph leads all active cornerbacks in the NFL in career passes defended with 176
- Registered his franchise-record 100th pass defended since joining the Texans in 2011 (112 games), which is the second-most in the NFL over that span (49ers CB **Richard Sherman** - 101)
- Tallied his eighth pass defended of the season, which ties S **Kareem Jackson** (eight) for the most on the team
- Tied **Chris Myers** (112) for the seventh-most games played in franchise history

S TYRANN MATHIEU

- Finished with five total tackles (four solo) and tallied 1.0 sack, one interception, one quarterback hit, one tackle for loss and one pass defended
- Intercepted a pass from Jaguars QB **Cody Kessler** in the fourth quarter at the Houston 20-yard line and returned it six yards. It was his second interception as a member of the Texans and the 13th interception of his NFL career
- Sacked Jaguars QB **Cody Kessler** for a loss of four yards late in the fourth quarter. It marked his first sack since joining the Texans and he now has 5.0 in his career
- Became the first Texans player to record at least five total tackles, 1.0 sack and one interception in a game since ILB **Dylan Cole** in Week 4 of the 2017 season vs. Tennessee
- Notched his fifth pass defended of the season and the 46th of his NFL career (2013-18)
- Tallied his second tackle for loss of the season and now has 30 tackles for loss in his NFL career
- Registered his first quarterback hit of the season and now has 16 quarterback hits in his NFL career
- Became the fastest active defensive back in the NFL to reach 30 career tackles for loss (73 games)
- Joined Bills LB **Matt Milano**, Bengals S **Shawn Williams**, Vikings S **Harrison Smith** and Chargers OLB **Melvin Ingram** as the only players to record at least five total tackles, 1.0 sack and one interception in a game this season

OLB WHITNEY MERCILUS

- Finished with four solo tackles, 1.0 sack, two forced fumbles, one quarterback hit and one tackle for loss
- Sacked and forced a fumble on Jaguars QB **Blake Bortles** for a loss of 10 yards in the fourth quarter
- Forced a fumble by Jaguars QB **Blake Bortles** that was recovered by Texans DE/OLB **Jadeveon Clowney** at the Jaguars' 36-yard line on the opening drive of the game
- Set a single-game career high for forced fumbles and notched his first career game with multiple forced fumbles
- Joined **J.J. Watt**, **Brian Cushing**, **Jamie Sharper** and **Shantee Orr** as the only players in franchise history to record at least four total tackles, 1.0 sack and two forced fumbles in a single game
- Registered his first two forced fumbles of the season and now has nine in his NFL career (2012-18). Mercilus tied **Brian Cushing** (nine) for the third-most career forced fumbles in franchise history
- Tallied his fifth quarterback hit of the season and the 80th of his NFL career (2012-18)
- Notched his second tackle for loss of the season and the 51st of his NFL career (2012-18)

RB LAMAR MILLER

- Ran for a game-high 100 yards and one touchdown on 22 carries (4.5 avg.)
- Scored on a five-yard run in the second quarter to give Houston a 13-0 lead following a 10-play, 60-yard drive (4:55)
- Ran for 100 yards for the first time since Week 14 of the 2016 season at Indianapolis (107)
- Scored his first rushing touchdown of the season, ninth since joining the Texans in 2016 and 28th of his NFL career
- Tallied the most rushing yards (75) by a player in the first half of a game for Houston since he ran for 83 yards in Week 1 of the 2016 season vs. Chicago
- Passed **David Carr** (eight) for the seventh-most career rushing touchdowns in Texans history

QB DESHAUN WATSON

- Completed 12-of-24 passes (50%) for 139 yards, one touchdown, no interceptions and a 81.8 passer rating

GAME SUMMARIES

- Now has 29 career touchdown passes in 14 career games, which is the third-most in NFL history through a player's first 14 career games **Kurt Warner** (34) and **Dan Marino** (30)
- Now has 3,636 career passing yards in 14 career games, which is the fourth-most in NFL history through a player's first 14 career games, trailing **Andrew Luck** (3,978 in 2012), **Marc Bulger** (3,912 in 2002-03) and **Cam Newton** (3,722 in 2011)
- Recorded his 10th touchdown pass of the season and the 29th of his NFL career (2017-18)
- Threw his 11th touchdown pass to WR **DeAndre Hopkins** in 14 games played together
- Completed a 10-yard touchdown pass to WR **DeAndre Hopkins** to extend Houston's lead to 20-0 in the third quarter
- Led Houston on a 10-play, 60-yard scoring drive (4:55) that resulted

in a five-yard rushing touchdown by RB **Lamar Miller** to give Houston a 13-0 lead in the second quarter

DE J.J. WATT

- Finished with one solo tackles, one quarterback hit and one pass defended
- Registered his first pass defended of the season and the 48th of his NFL career (2011-18). Watt leads all NFL defensive lineman in passes defended since 2011 and passed **Glover Quin** (47) for the fifth-most in team history
- Tallied his 12th quarterback hit of the season. Watt leads the NFL in quarterback hits with 231 since he entered the league in 2011 (94 games)

GAME SUMMARIES



23

WEEK 8

Miami Dolphins 23, Houston Texans 42

71,726 NRG Stadium Houston, Texas Oct 25, 2018



42

Miami Dolphins 7 3 10 3 — 23
Houston Texans 7 7 14 14 — 42

Scoring Drives

TEAM	QTR	TIME	SCORING PLAY	MIA	HOU
Dolphins	1	04:58	K. Drake: 12-yard run (J. Sanders kick) (9-69, 4:32)	7	0
Texans	1	00:31	L. Miller: 2-yard run (K. Fairbairn kick) (9-75, 4:27)	7	7
Texans	2	14:14	J. Thomas: 13-yard pass from D. Watson (K. Fairbairn kick) (2-16, 0:36)	7	14
Dolphins	2	02:57	J. Sanders: 37-yard FG (10-61, 4:32)	10	14
Texans	3	11:34	J. Thomas: 2-yard pass from D. Watson (K. Fairbairn kick) (6-75, 3:26)	10	21
Dolphins	3	04:55	K. Drake: 28-yard pass from D. Amendola (J. Sanders kick) (4-51, 1:46)	17	21
Texans	3	04:21	W. Fuller V: 73-yard pass from D. Watson (K. Fairbairn kick) (2-75, 0:34)	17	28
Dolphins	3	00:36	J. Sanders: 41-yard FG (7-52, 3:45)	20	28
Texans	4	14:49	D. Hopkins: 49-yard pass from D. Watson (K. Fairbairn kick) (2-49, 0:47)	20	35
Dolphins	4	11:26	J. Sanders: 46-yard FG (7-46, 3:23)	23	35
Texans	4	07:34	D. Hopkins: 2-yard pass from D. Watson (K. Fairbairn kick) (6-75, 3:52)	23	42

Miami Dolphins

PASSING	ATT	CP	YDS	SK/YD	TD	LG	INT	QBR
Brock Osweiler	37	21	241	2/15	0	46	1	65.3
Danny Amendola	1	1	28	0/0	1	28	0	158.3
TOTAL	38	22	269	2/15	1	46	1	77.6

RUSHING	ATT	YDS	AVG	LG	TD
Kenyan Drake	12	58	4.8	12t	1
Frank Gore	12	53	4.4	9	0
Kalen Ballage	1	5	5.0	5	0
TOTAL	25	116	4.6	12	1

RECEIVING	NO	YDS	AVG	LG	TD
DeVante Parker	6	134	22.3	46	0
Danny Amendola	5	43	8.6	13	0
Jakeem Grant	4	36	9.0	16	0
Mike Gesicki	4	14	3.5	10	0
Kenyan Drake	2	37	18.5	28t	1
Frank Gore	1	5	5.0	5	0
TOTAL	22	269	12.2	46	1

TOP DEFENSE	TOT	SOLO	AST	SCK	YDS	INT
Kiko Alonso	9	4	5	0.0	0.0	0
Raekwon McMillan	9	7	2	0.0	0.0	0
Cameron Wake	6	5	1	0.0	0.0	0
TOTAL	24	16	8	0.0	0.0	0

FIELD GOALS	FGA/FGM	PERCENT
Jason Sanders	3-3	100.0
TOTAL	3-3	100.0

Houston Texans

PASSING	ATT	CP	YDS	SK/YD	TD	LG	INT	QBR
Deshaun Watson	20	16	239	0/0	5	73	0	156.0
TOTAL	20	16	239	0/0	5	73	0	156.0

RUSHING	ATT	YDS	AVG	LG	TD
Lamar Miller	18	133	7.4	58	1
Alfred Blue	15	42	2.8	12	0
Deshaun Watson	1	14	14.0	14	0
Brandon Weeden	1	-1	-1.0	-1	0
TOTAL	35	188	5.4	58	1

RECEIVING	NO	YDS	AVG	LG	TD
DeAndre Hopkins	6	82	13.7	49t	2
Will Fuller V	5	124	24.8	73t	1
Jordan Thomas	4	29	7.3	13t	2
Tyler Ervin	1	4	4.0	4	0
TOTAL	16	239	14.9	73	5

TOP DEFENSE	TOT	SOLO	AST	SCK	YDS	INT
Kareem Jackson	9	7	2	0.0	0.0	0
Justin Reid	8	4	4	0.0	0.0	1
Benardrick McKinney	7	6	1	0.0	0.0	0
TOTAL	24	17	7	0.0	0.0	1

FIELD GOALS	FGA/FGM	PERCENT
No Field Goals		

Team Statistics

	Dolphins	Texans
First Downs	18	17
Total Net Yards	370	427
Rushes/Net Yards	25/116	35/188
Net Passing	254	239
Pass Attempts/Completions	38/22	20/16
Had Intercepted	1	0
Sacked/Yards Lost	2/15	0/0
Punts/Average	4/47.0	5/42.2
Penalties/Yards	5/63	8/57
Fumbles/Lost	0/0	0/0
Possession Time	31:09	28:51

TEAM NOTES

THE TEXANS...

- ✔ Won five games in a row in a season for the first time since winning six in a row in Weeks 7-13 of the 2012 season. Only three other teams have won five games in a row in 2018: the Los Angeles Rams (seven in a row from Weeks 1-7), the Kansas City Chiefs (five in a row from Weeks 1-5) and the New Orleans Saints (five in a row from Weeks 2-7)
- ✔ Tallied the most points scored (42) since Week 4 of the 2017 season vs. Tennessee
- ✔ Scored 28 points in the second half, which is tied for the second-most second half points scored in franchise history and the most since Week 6 of the 2010 season vs. Kansas City
- ✔ Recorded more touchdown passes (five) than incompletions (four) in the game and had three touchdown drives that lasted under one minute
- ✔ Improved their record to 26-1 when leading at halftime under Head Coach **Bill O'Brien** (2014-18). Houston's 96.30 winning percentage is the best in the NFL over that span
- ✔ Improved their record to 16-1 when winning the turnover battle under Head Coach **Bill O'Brien** (2014-18). Houston's 94.12 winning percentage is tied for third-best in the NFL over that span
- ✔ Converted 6-of-12 third down attempts (50 percent), 1-of-1 fourth down attempts (100 percent), 4-of-4 red zone attempts (100 percent) and 3-of-3 goal to go attempts (100 percent)
- ✔ Gained 427 net yards (188 rushing and 239 passing) and 17 first downs (eight rushing, eight passing, one by penalty)
- ✔ Recorded the most rushing yards (188) since Week 11 of the 2014 season at Cleveland
- ✔ Joined the Los Angeles Rams, Kansas Chiefs and Tampa Bay Buccaneers as the only teams to record five games with 420-or-more total yards this season
- ✔ Held the Dolphins to 4-of-13 on third down (31 percent) and 0-for-1 on fourth down (0 percent)
- ✔ Earned their first win against Miami since Week 1 of the 2012 season and improved their all-time record against the Dolphins to 8-1 overall, including 5-0 at home

SCORING PLAYS

- ✔ 1st Quarter – RB **Lamar Miller** scored a touchdown on a two-yard run to cap off a nine-play, 75-yard drive (4:27) and tie the game at 7-7. K **Ka'imi Fairbairn** made the extra point attempt
- ✔ 2nd Quarter – TE **Jordan Thomas** caught a 13-yard touchdown pass from QB **Deshaun Watson** to give Houston a 14-7 lead after K **Ka'imi Fairbairn** made the extra point. Houston scored two plays after S **Justin Reid**'s interception
- ✔ 3rd Quarter – TE **Jordan Thomas** caught a two-yard touchdown pass from QB **Deshaun Watson** to finish off a six-play, 75 yard drive (3:36) and extend Houston's lead to 21-10. K **Ka'imi Fairbairn** made the extra point
- ✔ 3rd Quarter – WR **Will Fuller V** caught a 73-yard touchdown pass from QB **Deshaun Watson** to extend Houston's lead to 28-17 after K **Ka'imi Fairbairn** made the extra point
- ✔ 4th Quarter – WR **DeAndre Hopkins** caught a 49-yard touchdown pass from QB **Deshaun Watson** to extend Houston's lead to 35-20 after K **Ka'imi Fairbairn** made the extra point
- ✔ 4th Quarter – WR **DeAndre Hopkins** caught a two-yard touchdown pass from QB **Deshaun Watson** to complete a six-play, 75-yard drive (3:52) and extend Houston's lead to 42-23 after K **Ka'imi Fairbairn** made the extra point

MISCELLANEOUS NOTES

- ✔ The following six Texans were captains for the game: WR **DeAndre Hopkins**, CB **Johnathan Joseph**, S **Tyrann Mathieu**, RB **Lamar Miller**, QB **Deshaun Watson** and DE **J.J. Watt**
- ✔ The following seven Texans players were inactive for the game: CB **Aaron Colvin**, WR **Keke Coutee**, C/G **Zach Fulton**, TE **Ryan Griffin**, S **Andre Hal**, ILB **Brian Peters**, and CB **Shareece Wright**
- ✔ The following three Texans made their season debut: ILB **Josh Keyes**, DE **Carlos Watkins** and QB **Brandon Weeden**
- ✔ All 46 active players appeared in the game for the Texans
- ✔ Houston won the toss and elected to defer. Miami received the first half kickoff

INDIVIDUAL PLAYER NOTES

WR WILL FULLER V

- ✔ Finished with a team-high 124 receiving yards on five receptions (24.8 avg.) and one touchdown
- ✔ Caught a career-long 73-yard touchdown pass from QB **Deshaun Watson** in the third quarter to extend Houston's lead to 28-17
- ✔ Tallied the most receiving yards in a game since Week 8 of the 2017 season at Seattle (125) and the second-most receiving yards in a game in Fuller's NFL career (2016-18)
- ✔ Caught his fourth touchdown of the season and the 13th of his career, which is tied for seventh in Texans history
- ✔ Has now caught 11 touchdowns in 11 games played with QB **Deshaun Watson**
- ✔ Recorded his third game this season with 100-or-more receiving yards (Weeks 2-3) and the sixth of his NFL career
- ✔ Extended his streak to 31 consecutive games with a reception to start his career, which is the third-longest streak in team history to start a career, trailing WR **DeAndre Hopkins** (86 games) and WR **Andre Johnson** (35 games, 2003-07)

WR DEANDRE HOPKINS

- ✔ Caught a team-high six passes for 82 receiving yards (13.7 avg.) and two touchdowns
- ✔ Caught his sixth touchdown pass of the season and the 42nd of his NFL career (2013-18)
- ✔ Has now caught 13 touchdowns from QB **Deshaun Watson** in 15 games played together
- ✔ Has 28 receiving touchdowns at home in his career (2013-18), which is tied for the second-most in the NFL in that span with Packers TE **Jimmy Graham** and only trails Steelers WR **Antonio Brown** (39)
- ✔ Recorded his first multi-touchdown game of the season and the seventh of his NFL career
- ✔ Caught a 49-yard touchdown pass from QB **Deshaun Watson** to extend Houston's lead to 35-20 in the fourth quarter
- ✔ Caught a two-yard touchdown pass from QB **Deshaun Watson** to extend Houston's lead to 42-23
- ✔ Extended his streak to 17 consecutive games with at least 50 receiving yards, which marks the longest active streak in the NFL, the longest streak in franchise history and ties for the sixth-longest streak in NFL history
- ✔ Extended his streak to 17 consecutive games with at least 50 scrimmage yards, which is the second-longest active streak in the NFL behind Rams RB **Todd Gurley** (24) and ties **Arian Foster** for the second-longest streak in franchise history, trailing only **Domanick Williams** (21)
- ✔ Extended his streak to 87 consecutive games with a reception to start his career, which is the longest streak in franchise history to start a career, the longest active streak in the NFL to start a career and ties for the ninth-longest streak of games with a reception to start

a career in the Super Bowl era

- ✦ Extended his streak to 87 consecutive games with a reception, which is the seventh-longest active streak of games with at least one reception in the NFL
- ✦ Extended the third-longest streak in team history with at least one reception to 87 games, trailing **Andre Johnson** (133 games from 2005-14) and **Owen Daniels** (88 straight games from 2006-13)

S KAREEM JACKSON

- ✦ Led the team with nine total tackles (seven solo) and notched one tackle for loss
- ✦ Recorded his fourth tackle for loss of the season and tied his single-season career high (four in 2014 and 2017). Jackson's 21 tackles for loss in his NFL career (2010-18) are the most by a defensive back in franchise history
- ✦ Now has 47 total tackles on the season, which is the fourth-most by a defensive back through the first eight weeks of any season in franchise history

S NATRELL JAMERSON

- ✦ Recorded three total tackles (three solo), his first career pass defended and one special teams tackle

ILB JOSH KEYES

- ✦ Finished with three total tackles (two solo), his first career quarterback hit and one special teams tackle
- ✦ Recovered an onside kick from the Dolphins at the Miami 49-yard line in the third quarter

S TYRANN MATHIEU

- ✦ Finished with seven total tackles (six solo), 1.0 sack, one quarterback hit and one tackle for loss
- ✦ Sacked Dolphins QB **Brock Osweiler** for a loss of nine yards in the fourth quarter. Mathieu has 2.0 sacks this season and 6.0 sacks in his NFL career
- ✦ Recorded a sack in back-to-back games for the first time in his career and set his single-season career high in sacks
- ✦ Tallied his third tackle for loss of the season and now has 31 tackles for loss in his NFL career
- ✦ Registered his second quarterback hit of the season and now has 17 quarterback hits in his NFL career

ILB BENARDRICK MCKINNEY

- ✦ Finished with seven total tackles (six solo) and set a single-game career high with two passes defended
- ✦ Tallied his first two passes defended of the season and the fifth pass defended of his NFL career (2015-18)

RB LAMAR MILLER

- ✦ Ran for a game-high 133 rushing yards and one touchdown on 18 carries (7.4 avg.)
- ✦ Compiled the most rushing yards he's had in a game since Week 6 of 2016 vs. Indianapolis when he had 149
- ✦ Recorded a 58-yard run in the third quarter, which marked his longest rush since joining the Texans in 2016
- ✦ Became the first Texans player to rush for more than 100 yards in back-to-back games since **Arian Foster** in Weeks 7-8 of 2014. It also marks the second time in Miller's NFL career he has recorded 100 yards in back-to-back games
- ✦ Scored a touchdown on a two-yard run in the first quarter to tie the game at 7-7
- ✦ Tallied his second rushing touchdown of the season, 10th since joining the Texans in 2016 and 29th of his NFL career
- ✦ Tied **Ben Tate** (six) for the third-most career games with at least 100 rushing yards in Texans history

S JUSTIN REID

- ✦ Finished second on the team with a career-high eight total tackles (four solo), one interception, two passes defended and one special teams tackle
- ✦ Became the only player in the NFL to record that stat line in the NFL this season and the first since 49ers S **Jimmie Ward** in Week 14 of the 2016 season
- ✦ Joined Chargers S **Derwin James** and Dolphins S **Minkah Fitzpatrick** as the only rookies to record eight total tackles and an interception in a game this season
- ✦ Intercepted a pass from Dolphins QB **Brock Osweiler** at the Dolphins' 37-yard line and returned it 21 yards to the 16-yard line in the second quarter. Houston scored a touchdown two plays later
- ✦ Recorded his second interception of the season, which is tied for third among all NFL rookies in interceptions in 2018
- ✦ Notched multiple passes defended in a game for the first time in his career and has five pass defended this season
- ✦ Becomes the only rookie in the NFL in 2018 to record six total tackles and an interception in the first half of a game

TE JORDAN THOMAS

- ✦ Registered 29 receiving yards on a career-high four receptions (7.3 avg.) and his first two career touchdowns
- ✦ Tied a franchise record for the most touchdown receptions in a game by a rookie, matching **Andre Johnson** (Week 3 of 2003), **Owen Daniels** (Week 8 of 2006) and **Jaelen Strong** (Week 5 of 2015)
- ✦ Caught a 13-yard touchdown pass from QB **Deshaun Watson** in the second quarter to give Houston a 14-7 lead
- ✦ Caught a two-yard touchdown pass from QB **Deshaun Watson** in the third quarter to extend Houston's lead to 21-10
- ✦ Becomes the only rookie tight end in the NFL to record multiple touchdown receptions in a game this season

QB DESHAUN WATSON

- ✦ Completed 16-of-20 passes (80.0%) for 239 yards, five touchdowns, no interceptions and a 156.0 passer rating
- ✦ Recorded more touchdown passes (five) than incompletions (four) in the game and led the team to three touchdown drives that lasted under one minute
- ✦ Became the first quarterback to record multiple games with at least five touchdown passes within a player's first 15 career games since the AFL/NFL merger and the first since QB **Norm Van Brocklin** in 1950
- ✦ Joined **John Elway**, **Ben Roethlisberger** and **Alex Smith** as the only quarterbacks to throw for five-or-more touchdowns on 20-or-fewer pass attempts in a game since 1980
- ✦ Set a new career high with a 157.0 passer rating and recorded the third-highest passer rating by a quarterback in the NFL this season
- ✦ Threw four touchdown passes in the second half, which ties for the second-most second half touchdown passes in a game in NFL history, trailing only **Peyton Manning** (five in Week 1 of 2013)
- ✦ Joined **Dan Marino** as the only players in NFL history to throw four-or-more touchdowns in the second half of multiple games. Watson also accomplished the feat in Week 5 of the 2017 season vs. Kansas City
- ✦ Now has 34 career touchdown passes in 15 career games, which is the second-most in NFL history through a player's first 15 career games, trailing only **Kurt Warner** (36)
- ✦ Now has 3,875 career passing yards in 15 career games, which is the fifth-most in NFL history through a player's first 15 career games, trailing **Andrew Luck** (4,183 in 2012), **Marc Bulger** (4,022 in 2002-03), **Kurt Warner** (3,917 in 1998-1999) and **Cam Newton** (3,893 in 2011)
- ✦ Now has nine career games with multiple touchdown passes, which

ranks tied for the fourth-most through a player's first 15 career games in NFL history, trailing **Kurt Warner** (12), **Dan Marino** (11) and **Daunte Culpepper** (10)

- ✔ Recorded his 15th touchdown pass of the season and the 34th of his NFL career (2017-18)
- ✔ Threw his 11th touchdown pass to WR **Will Fuller V** in 11 games played together
- ✔ Threw his 13th touchdown pass to WR **DeAndre Hopkins** in 15 games played together
- ✔ Completed a 13-yard touchdown pass to TE **Jordan Thomas** in the second quarter to give Houston a 14-7 lead. Houston scored two plays after S **Justin Reid** intercepted a pass from Dolphins QB **Brock Osweiler**
- ✔ Threw a two-yard touchdown pass to TE **Jordan Thomas** in the third quarter to complete a six-play, 75-yard scoring drive (3:36) and extend Houston's lead to 21-10
- ✔ Completed a career-long 73-yard touchdown pass to WR **Will Fuller V** in the third quarter to finish off a two-play, 75-yard scoring drive (0:34) and extend Houston's lead to 28-17
- ✔ Threw a 49-yard touchdown pass to WR **DeAndre Hopkins** in the fourth quarter to extend Houston's lead to 35-20
- ✔ Threw a two-yard touchdown pass to WR **DeAndre Hopkins** in the fourth quarter to extend Houston's lead to 42-23

DE J.J. WATT

- ✔ Compiled four total tackles (three solo), 1.0 sack, one quarterback

hit, two tackles for loss and one pass defended

- ✔ Has 8.0 sacks this season, which leads the AFC and is tied for the most in the NFL with Rams DT **Aaron Donald** and Vikings DE **Danielle Hunter**
- ✔ Has 84.0 sacks since entering the league in 2011 (96 games), which is the second-most in the NFL during that span
- ✔ Registered his second pass defended of the season and the 49th of his NFL career (2011-18). Watt leads all NFL defensive lineman in passes defended since 2011 and passed **Robert Porcher**, **Wayne Martin** and **Tony Brackens** for the seventh-most passes defended by a defensive lineman in NFL history
- ✔ Tallied his 13th quarterback hit of the season and leads the NFL in quarterback hits with 232 since he entered the league in 2011
- ✔ Notched his 10th tackle for loss of the season and leads the NFL in tackles for loss with 146 since he entered the league in 2011
- ✔ Recorded multiple tackles for loss in a game for the third time this season. Watt now has 41 games with multiple tackles for loss since entering the NFL in 2011, which is the most in the league over that span
- ✔ Tallied two total tackles, 1.0 sack, two tackles for loss and one pass defended in the first quarter. Watt is the first player in the NFL to record that stat line in the first quarter of a game since **Jason Pierre-Paul** in Week 2 of 2014
- ✔ Sacked Dolphins QB **Brock Osweiler** for a loss of six yards in the first quarter

GAME SUMMARIES



19

WEEK 9

Houston Texans 19, Denver Broncos 17

76,270 Broncos Stadium at Mile High Denver, Colo. Nov 4, 2018



17

Houston Texans	7	9	0	3	—	19
Denver Broncos	3	7	7	0	—	17

Scoring Drives

TEAM	QTR	TIME	SCORING PLAY	HOU	DEN
Texans	1	10:53	J. Thomas: 7-yard pass from D. Watson (K. Fairbairn kick) (8-75, 4:07)	7	0
Broncos	1	04:42	B. McManus: 44-yard FG (8-25, 3:12)	7	3
Texans	2	11:05	D. Hopkins: 16-yard pass from D. Watson (kick failed) (3-22, 1:13)	13	3
Broncos	2	05:33	D. Booker: 14-yard run (B. McManus kick) (4-87, 2:30)	13	10
Texans	2	00:00	K. Fairbairn: 46-yard FG (3-20, 0:18)	16	10
Broncos	3	05:57	J. Heuerman: 12-yard pass from C. Keenum (B. McManus kick) (12-81, 5:56)	16	17
Texans	4	14:06	K. Fairbairn: 37-yard FG (13-56, 6:51)	19	17

Houston Texans

PASSING	ATT	CP	YDS	SK/YD	TD	LG	INT	QBR
Deshaun Watson	24	17	213	4/21	2	31	0	125.9
TOTAL	24	17	213	4/21	2	31	0	125.9

RUSHING	ATT	YDS	AVG	LG	TD
Alfred Blue	15	39	2.6	7	0
Deshaun Watson	6	38	6.3	8	0
Lamar Miller	12	21	1.8	9	0
TOTAL	33	98	3.0	9	0

RECEIVING	NO	YDS	AVG	LG	TD
DeAndre Hopkins	10	105	10.5	16t	1
Demaryius Thomas	3	61	20.3	31	0
Lamar Miller	2	27	13.5	16	0
Jordan Thomas	1	7	7.0	7t	1
Ryan Griffin	1	13	13.0	13	0
TOTAL	17	213	12.5	31	2

TOP DEFENSE	TOT	SOLO	AST	SCK	YDS	INT
Justin Reid	9	8	1	0.0	0.0	0
Benardrick McKinney	7	4	3	0.0	0.0	0
Brandon Dunn	6	4	2	0.0	0.0	0
TOTAL	22	16	6	0.0	0.0	0

FIELD GOALS	FGA/FGM	PERCENT
Ka'imi Fairbairn	2-2	100.0
TOTAL	2-2	100.0

Denver Broncos

PASSING	ATT	CP	YDS	SK/YD	TD	LG	INT	QBR
Case Keenum	42	26	290	2/17	1	44	0	90.4
TOTAL	42	26	290	2/17	1	44	0	90.4

RUSHING	ATT	YDS	AVG	LG	TD
Phillip Lindsay	17	60	3.5	22	0
Devontae Booker	3	15	5.0	14t	1
TOTAL	20	75	3.8	22	1

RECEIVING	NO	YDS	AVG	LG	TD
Jeff Heuerman	10	83	8.3	14	1
Emmanuel Sanders	6	47	7.8	18	0
Courtland Sutton	3	57	19.0	22	0
Devontae Booker	2	9	4.5	8	0
Phillip Lindsay	2	24	12.0	12	0
Andy Janovich	1	9	9.0	9	0
Matt LaCosse	1	44	44.0	44	0
Tim Patrick	1	17	17.0	17	0
TOTAL	26	290	11.2	44	1

TOP DEFENSE	TOT	SOLO	AST	SCK	YDS	INT
Todd Davis	10	9	1	0.0	0.0	0
Bradley Chubb	6	5	1	1.0	3.0	0
Will Parks	5	2	3	0.0	0.0	0
TOTAL	21	16	5	1.0	3.0	0

FIELD GOALS	FGA/FGM	PERCENT
Brandon McManus	3-1	33.3
TOTAL	3-1	33.3

Team Statistics

	Texans	Broncos
First Downs	17	19
Total Net Yards	290	348
Rushes/Net Yards	33/98	20/75
Net Passing	192	273
Pass Attempts/Completions	24/17	42/26
Had Intercepted	0	0
Sacked/Yards Lost	4/21	2/17
Punts/Average	6/51.2	5/47.2
Penalties/Yards	7/60	8/50
Fumbles/Lost	0/0	1/1
Possession Time	32:25	27:35

TEAM NOTES

THE TEXANS...

- Joined the 1970 New York Giants as the only teams to win six consecutive games after starting 0-3 in NFL history
- Won six games in a row in a season for the first time since Weeks 7-13 of the 2012 season. Only two other teams have won six games in a row in 2018: the Los Angeles Rams (eight in a row from Weeks 1-8) and the New Orleans Saints (seven in a row from Weeks 2-9)
- Improved their record to 27-1 when leading at halftime under Head Coach **Bill O'Brien** (2014-18). Houston's 96.43 winning percentage is the best in the NFL over that span
- Improved their record to 17-1 when winning the turnover battle under Head Coach **Bill O'Brien** (2014-18). Houston's 94.44 winning percentage is tied for second-best in the NFL over that span
- Earned their third consecutive road win for the first time since 2014 and are now 3-2 on the road this season
- Earned their first win against Denver since Week 3 of the 2012 season
- Gained 290 total net yards (98 rushing, 192 passing) and 17 first downs (four rushing, 11 passing, two by penalty)
- Held the Broncos to 5-of-14 on third down (36 percent) and only 75 rushing yards
- Won time of possession battle 32:29 to 27:31
- Did not turn the ball over and forced one turnover by the Broncos

SCORING PLAYS

- 1st Quarter – TE **Jordan Thomas** caught a seven-yard touchdown pass from QB **Deshaun Watson** to finish off an eight-play, 75 yard drive (4:07). K **Ka'imi Fairbairn** made the extra point attempt to give Houston a 7-0 lead
- 2nd Quarter – WR **DeAndre Hopkins** caught a 16-yard touchdown pass from QB **Deshaun Watson** to cap off a three-play, 22-yard drive (1:13) and give Houston a 13-3 lead. K **Ka'imi Fairbairn** missed the extra point attempt
- 2nd Quarter – K **Ka'imi Fairbairn** connected on a 46-yard field goal to end the first half and extend Houston's lead to 16-10 following a three-play, 20-yard drive (0:18)
- 4th Quarter – K **Ka'imi Fairbairn** made a 37-yard field goal following a 13-play, 56-yard drive (6:51) and give Houston a 19-17 lead

MISCELLANEOUS NOTES

- The following six Texans were captains for the game: WR **DeAndre Hopkins**, S **Tyrann Mathieu**, RB **Lamar Miller**, WR **Demaryius Thomas**, QB **Deshaun Watson** and DE **J.J. Watt**
- The following seven Texans players were inactive for the game: CB **Deante Burton**, CB **Aaron Colvin**, WR **Keke Coutee**, ILB **Zach Cunningham**, S **Andre Hal**, DE **Joel Heath** and CB **Johnathan Joseph**
- The following player made his Texans debut: WR **Demaryius Thomas**
- The following player was active but did not play in the game for the Texans: QB **Brandon Weeden**
- Denver won the toss and elected to defer. Houston received the first half kickoff

INDIVIDUAL PLAYER NOTES

RB ALFRED BLUE

- Ran for a team-high 39 rushing yards on 15 carries (2.6 avg.)

DE/OLB JADEVEON CLOWNEY

- Recorded one solo tackle, 1.0 sack, two quarterback hits and one tackle for loss
- Sacked Broncos QB **Case Keenum** for a loss of 10 yards on 3rd-and-5 in the fourth quarter. Clowney has 5.5 sacks this season and 25.5 in his NFL career (2014-18)
- Tallied his 10th tackle for loss of the season and the 58th of his NFL career
- Registered his 13th quarterback hit of the season and the 59th of his NFL career
- Recorded his fourth game with multiple quarterback hits this season and now has 16 career games with multiple quarterback hits

P TREVOR DANIEL

- Punted six times for 307 yards (51.2 avg.), including a 61 yarder, and pinned four punts inside the 20-yard line

NT BRANDON DUNN

- Recorded a career-high six total tackles (four solo), one tackle for loss and one forced fumble
- Forced a fumble by Broncos RB **Devontae Booker** at the Broncos 25-yard line for his first career forced fumble. S **Justin Reid** recovered the ball on the Denver 23-yard line and Houston scored a touchdown three plays later
- Tallied his career-high fourth tackle for loss of the season and the seventh of his NFL career (2014-18)

K KA'IMI FAIRBAIRN

- Scored seven total points on two made field goals and one made extra point attempt
- Connected on a 46-yard field goal to end the first half and extend Houston's lead to 16-10
- Made a 37-yard field goal following a 13-play, 56-yard drive (6:51) in the fourth quarter to give Houston a 19-17 lead

WR DEANDRE HOPKINS

- Caught 10 passes for 105 receiving yards (10.5 avg.) and one touchdown
- Caught his seventh touchdown pass of the season and the 43rd of his NFL career (2013-18)
- Has now caught 14 touchdowns from QB **Deshaun Watson** in 16 games played together
- Broke his own franchise record for the most receiving yards through the first nine games of a season in Texans history with 894. The previous record was 870 yards by Hopkins in 2015
- Recorded his fourth game with 100-or-more receiving yards this season (Weeks 2, 4-5 and 9) and his 22nd career game with 100-or-more receiving yards
- Registered his second game with 10-or-more receptions this season (Week 4 and 9) and his sixth career game with 10-or-more receptions
- Joined **Adam Thielen** as the only players in the NFL to record multiple games with at least 10 receptions, 100 receiving yards and one touchdown this season
- Caught a 16-yard touchdown pass from QB **Deshaun Watson** in the second quarter to give Houston a 13-3 lead
- Ranks first in the AFC and third in NFL in receiving yards (894) behind only **Adam Thielen** (947) and **Julio Jones** (933)
- Leads the NFL in games with at least seven receptions (13) and games with at least 70 receiving yards (18) over the last two seasons. He has four games with at least seven receptions and seven games with at least 70 yards in 2018
- Extended his streak to 18 consecutive games with at least 50 receiving yards, which marks the longest active streak in the NFL, the longest streak in franchise history and ties **Jerry Rice** and **Warren Wells** (18) for the fourth-longest streak in NFL history

- ✦ Extended his streak to 18 consecutive games with at least 50 scrimmage yards, which is the second-longest active streak in the NFL (**Todd Gurley** - 26) and second-longest streak in franchise history (**Domanick Williams** - 21)
- ✦ Extended his streak to 88 consecutive games with a reception to start a career, which is the longest streak in franchise history to start a career, the longest active streak in the NFL to start a career and passes **Santonio Holmes** for the ninth-longest streak of games with a reception to start a career in the Super Bowl era
- ✦ Extended his streak to 88 consecutive games with a reception, which is the seventh-longest active streak of games with at least one reception in the NFL
- ✦ Tied **Owen Daniels** (88 straight games from 2006-13) for the second-longest streak in team history with at least one reception, trailing **Andre Johnson** (133 games from 2005-14)

S KAREEM JACKSON

- ✦ Recorded four total tackles (four solo) and two passes defended
- ✦ Registered his team-leading 10th pass defended of the season and now has 81 passes defended in his NFL career (2010-18), which is the second-most in franchise history behind CB **Johnathan Joseph** (100)
- ✦ Recorded his fourth game with multiple passes defended this season and now has 19 career games with multiple passes defended

S TYRANN MATHIEU

- ✦ Finished tied for third on the team with six total tackles (six solo)

ILB BENARDRICK MCKINNEY

- ✦ Finished second on the team with seven total tackles (four solo)

OLB WHITNEY MERCILUS

- ✦ Finished with two total tackles (two solo), one quarterback hit and one tackle for loss
- ✦ Notched his third tackle for loss of the season and the 52nd of his NFL career (2012-18)
- ✦ Tallied his eighth quarterback hit of the season and the 83rd of his NFL career

S A.J. MOORE

- ✦ Led the team with a career-high two special teams tackles and now has five total special teams tackles this season

S JUSTIN REID

- ✦ Led the team with nine total tackles (eight solo), one fumble recovery and one special teams tackle
- ✦ Recovered a fumble by Broncos RB **Devontae Booker** at the Broncos 23-yard line for his first career fumble recovery. NT **Brandon Dunn** forced the fumble at the Denver 25-yard line and Houston scored a touchdown three plays later
- ✦ Joined Cowboys ILB **Leighton Vander Esch** as the only players in the NFL to record multiple games with at least eight total tackles and one special teams tackle in the same game this season

WR DEMARIUS THOMAS

- ✦ Caught three passes for 61 receiving yards (20.3 avg.) in his first game with the Texans
- ✦ Extended his streak to 110 consecutive games with a reception, which is the fourth-longest active streak of games with at least one reception in the NFL
- ✦ Played in his 116th consecutive regular season game, which is the longest active streak among NFL wide receivers, and his 126th consecutive games overall (including postseason), which is the fourth-longest active streak in the NFL among non-quarterbacks. Additionally, his streak of 105 consecutive regular season games

started is the longest among all active wide receivers in the NFL

TE JORDAN THOMAS

- ✦ Caught a seven-yard touchdown pass from QB **Deshaun Watson** on the opening drive of the game to give Houston a 7-0 lead. It marked his third career receiving touchdown and third touchdown of the season
- ✦ Joined **Owen Daniels** as the only rookie tight ends to record touchdown receptions in back-to-back games in franchise history. Thomas caught his first two career touchdowns in Week 8 vs. Miami

QB DESHAUN WATSON

- ✦ Completed 17-of-24 passes (70.8%) for 213 yards, two touchdowns, no interceptions and a 125.9 passer rating
- ✦ Ran for 38 yards on six carries (6.3 avg.)
- ✦ Now has 36 career touchdown passes in 16 career games, which is the second-most in NFL history through a player's first 16 career games, trailing only **Kurt Warner** (39)
- ✦ Now has 4,088 career passing yards in 16 career games, which is the fourth-most in NFL history through a player's first 16 career games, trailing **Andrew Luck** (4,374 in 2012), **Marc Bulger** (4,262 in 2002-03) and **Kurt Warner** (4,251 in 1998-1999)
- ✦ Now has 10 career games with multiple touchdown passes, which ranks tied for the fourth-most through a player's first 16 career games in NFL history, trailing **Kurt Warner** (13), **Dan Marino** (12) and **Daunte Culpepper** (11)
- ✦ Recorded his 17th touchdown pass of the season and the 36th of his NFL career (2017-18)
- ✦ Threw his 14th touchdown pass to WR **DeAndre Hopkins** in 16 games played together
- ✦ Completed a seven-yard touchdown pass to TE **Jordan Thomas** on the opening drive of the game to finish off an eight-play, 75 yard scoring drive (4:07) in the first quarter and give Houston a 7-0 lead
- ✦ Threw a 16-yard touchdown pass to WR **DeAndre Hopkins** to cap off a three-play, 22-yard scoring drive (1:13) in the second quarter and give Houston a 13-3 lead. K **Ka'imi Fairbairn** missed the extra point attempt
- ✦ Led Houston on a three-play, 20-yard scoring drive (0:18) to end the first half that resulted in a 46-yard field goal by K **Ka'imi Fairbairn** that extended Houston's lead to 16-10
- ✦ Led Houston on a 13-play, 56-yard scoring drive (6:51) in the fourth quarter that resulted in a 37-yard field goal by K **Ka'imi Fairbairn** that gave Houston a 19-17 lead

DE J.J. WATT

- ✦ Compiled two total tackles (two solo), 1.0 sack, three quarterback hits and one tackle for loss
- ✦ Sacked Broncos QB **Case Keenum** for a loss of seven yards in the fourth quarter
- ✦ Currently tied with Broncos OLB **Von Miller** and Browns DE **Myles Garrett** for the most sacks in the AFC with 9.0
- ✦ Now has a team-leading 9.0 sacks this season and 85.0 sacks since entering the league in 2011 (97 games), which is the second-most in the NFL during that span
- ✦ Tallied his 16th quarterback hit of the season and leads the NFL in quarterback hits with 235 since he entered the league in 2011
- ✦ Recorded multiple quarterback hits in a game for the fifth time this season. Watt now has 60 games with multiple quarterback hits entering the NFL in 2011, which is the most in the league over that span
- ✦ Notched his 11th tackle for loss of the season and leads the NFL in tackles for loss with 147 since he entered the league in 2011

GAME SUMMARIES



23

WEEK 11

Houston Texans 23, Washington Redskins 21

61,593 FedEx Field Landover, Md. Nov 18, 2018



21

Houston Texans 10 7 3 3 — 23
Washington Redskins 0 7 7 7 — 21

Scoring Drives

TEAM	QTR	TIME	SCORING PLAY	HOU	WAS
Texans	1	09:32	K. Fairbairn: 23-yard FG (10-68, 4:38)	3	0
Texans	1	03:15	D. Hopkins: 16-yard pass from D. Watson (K. Fairbairn kick) (6-69, 3:13)	10	0
Redskins	2	14:14	A. Peterson: 3-yard run (D. Hopkins kick) (10-75, 4:01)	10	7
Redskins	2	02:23	J. Reid: 101-yard interception return (K. Fairbairn kick) (14-51, 6:58)	17	7
Redskins	3	04:47	J. Reed: 9-yard pass from C. McCoy (D. Hopkins kick) (2-13, 0:46)	17	14
Texans	3	01:19	K. Fairbairn: 33-yard FG (8-60, 3:28)	20	14
Redskins	4	11:57	A. Peterson: 7-yard run (D. Hopkins kick) (10-67, 4:22)	20	21
Texans	4	07:30	K. Fairbairn: 54-yard FG (8-37, 4:27)	23	21

Houston Texans

PASSING	ATT	CP	YDS	SK/YD	TD	LG	INT	QBR
Deshaun Watson	24	16	208	3/27	1	40	2	72.9
TOTAL	24	16	208	3/27	1	40	2	72.9

RUSHING	ATT	YDS	AVG	LG	TD
Lamar Miller	20	86	4.3	21	0
Alfred Blue	8	46	5.8	16	0
Deshaun Watson	3	7	2.3	6	0
TOTAL	31	139	4.5	21	0

RECEIVING	NO	YDS	AVG	LG	TD
DeAndre Hopkins	5	56	11.2	16t	1
Keke Coutee	5	77	15.4	40	0
Lamar Miller	3	22	7.3	13	0
Jordan Akins	2	42	21.0	28	0
Jordan Thomas	1	11	11.0	11	0
TOTAL	16	208	13.0	40	1

TOP DEFENSE	TOT	SOLO	AST	SCK	YDS	INT
Kareem Jackson	10	8	2	1.0	13.0	0
Tyrann Mathieu	9	8	1	1.0	7.0	0
Benardrick McKinney	5	2	3	0.0	0.0	0
TOTAL	24	18	6	2.0	2.0	0

FIELD GOALS	FGA/FGM	PERCENT
Ka'imi Fairbairn	5-3	60.0
TOTAL	5-3	60.0

Washington Redskins

PASSING	ATT	CP	YDS	SK/YD	TD	LG	INT	QBR
Alex Smith	27	12	135	3/22	0	24	2	29.1
Colt McCoy	12	6	54	2/13	1	12	0	90.3
TOTAL	39	18	189	5/35	1	24	2	47.9

RUSHING	ATT	YDS	AVG	LG	TD
Adrian Peterson	16	51	3.2	9	2
Colt McCoy	5	35	7.0	15	0
Alex Smith	4	33	8.3	15	0
Byron Marshall	2	5	2.5	4	0
Kapri Bibbs	1	0	0.0	0	0
Trey Quinn	1	0	0.0	0	0
TOTAL	29	124	4.3	15	2

RECEIVING	NO	YDS	AVG	LG	TD
Jordan Reed	7	71	10.1	24	1
Trey Quinn	4	49	12.3	15	0
Josh Doctson	3	32	10.7	12	0
Kapri Bibbs	2	6	3.0	6	0
Maurice Harris	1	13	13.0	13	0
Michael Floyd	1	18	18.0	18	0
TOTAL	18	189	10.5	24	1

TOP DEFENSE	TOT	SOLO	AST	SCK	YDS	INT
Ha Ha Clinton-Dix	13	11	2	0.0	0.0	0
Mason Foster	10	9	1	0.0	0.0	1
Da'Ron Payne	8	3	5	0.0	0.0	0
TOTAL	31	23	8	0.0	0.0	1

FIELD GOALS	FGA/FGM	PERCENT
Dustin Hopkins	1-0	0.0
TOTAL	1-0	0

Team Statistics

	Texans	Redskins
First Downs	19	23
Total Net Yards	320	278
Rushes/Net Yards	31/139	29/124
Net Passing	181	154
Pass Attempts/Completions	24/16	39/18
Had Intercepted	2	2
Sacked/Yards Lost	3/27	5/35
Punts/Average	1/30.0	5/40.4
Penalties/Yards	7/40	6/43
Fumbles/Lost	2/1	1/0
Possession Time	29:03	30:57

TEAM NOTES

THE TEXANS...

- Became the only team in the Super Bowl era and the first team since the 1925 New York Giants to win seven consecutive games after starting 0-3
- Tied the longest winning streak in franchise history and have won seven games in a row in a season for the first time since Weeks 7-14 of the 2011 season
- Owns the second-longest active winning streak in the league behind the New Orleans Saints (eight). Only two teams have won more than six games in a row in 2018: the Los Angeles Rams (eight in a row from Weeks 1-8) and the New Orleans Saints (eight in a row from Weeks 2-10)
- Improved their record to 28-1 when leading at halftime under Head Coach **Bill O'Brien** (2014-18). Houston's 96.55 winning percentage is the best in the NFL over that span
- Earned their fourth consecutive road win for the first time since 2011 and are now 4-2 on the road this season. Houston's four-game road winning streak ties for second-longest in franchise history (six in a row in 2012)
- Tallied the most team sacks (5.0) since Week 3 of the 2017 season at New England
- Had five different players record 1.0 sack in a game for the first time since Week 13 of the 2006 season at Oakland
- Gained 320 net yards (139 rushing, 181 passing) and 19 first downs (seven rushing, eight passing, four by penalty)
- Held the Redskins to 278 total net yards (124 rushing, 154 passing) and forced two interceptions
- Improved their all-time record against the Redskins to 3-2 overall and 2-1 on the road. Houston is 2-0 against the Redskins under Head Coach **Bill O'Brien**
- Improved their record to 2-1 against the NFC East this season and 1-0 on the road

SCORING PLAYS

- 1st Quarter – K **Ka'imi Fairbairn** connected on a 23-yard field goal on Houston's first possession of the game following a 10-play, 68-yard drive (4:38) to give the Texans a 3-0 lead
- 2nd Quarter – WR **DeAndre Hopkins** caught a 16-yard touchdown pass from QB **Deshaun Watson** to complete a six-play, 69-yard drive (3:13) and give Houston a 10-0 lead after K **Ka'imi Fairbairn** made the extra point attempt
- 2nd Quarter – S **Justin Reid** intercepted a pass from Redskins QB **Alex Smith** in the endzone and returned it 101 yards for a touchdown to give Houston a 17-7 lead after K **Ka'imi Fairbairn** made the extra point attempt
- 3rd Quarter – K **Ka'imi Fairbairn** made a 33-yard field goal following an eight-play, 60-yard drive (3:28) to extend Houston's lead to 20-14
- 4th Quarter – K **Ka'imi Fairbairn** hit a 54-yard field goal following an eight-play, 37-yard drive (4:27) to give Houston a 23-21 lead

MISCELLANEOUS NOTES

- The following six Texans were captains for the game: WR **DeAndre Hopkins**, CB **Johnathan Joseph**, S **Tyrann Mathieu**, ILB **Brian Peters**, QB **Deshaun Watson** and DE **J.J. Watt**
- The following seven Texans players were inactive for the game: CB **Deante Burton**, CB **Aaron Colvin**, ILB **Zach Cunningham**, OLB **Duke Ejiofor**, DE **Joel Heath**, WR **Vyncint Smith** and DE **Carlos Watkins**
- The following player made his Texans debut: WR **DeAndre Carter**
- The following player was active but did not play in the game for the

Texans: QB **Brandon Weeden**

- Houston won the toss and elected to defer. Washington received the first half kickoff

INDIVIDUAL PLAYER NOTES

TE JORDAN AKINS

- Caught two passes for a single-game career-high 42 receiving yards (21.0 avg.)

RB ALFRED BLUE

- Ran for 46 yards on eight carries (5.8 avg.)

DE/OLB JADEVEON CLOWNEY

- Recorded five total tackles (four solo), 1.0 sack, one quarterback hits and two tackles for loss
- Sacked Redskins QB **Colt McCoy** for a loss of nine yards. Clowney has 6.5 sacks this season and 26.5 in his NFL career (2014-18)
- Tallied his 12th tackle for loss of the season and the 59th of his NFL career. Clowney has 49 tackles for loss since 2016 (39 games), which is the second-most in the NFL during that span, only trailing Cardinals OLB **Chandler Jones**
- Registered his 14th quarterback hit of the season and the 60th of his NFL career
- Tallied his 16th career game with multiple tackles for loss, including three this season

WR KEKE COUTEE

- Caught five passes for a single-game career-high and team-high 77 receiving yards (15.4 avg.)
- Ran the ball one time for eight yards (8.0 avg.)
- Recorded a career-long 40 yard reception from QB **Deshaun Watson** in the third quarter

K KA'IMI FAIRBAIRN

- Scored 11 total points on three made field goals and two made extra point attempts
- Owns the most points scored through the first 10 games of a season in franchise history with 89 points scored
- Connected on a 23-yard field goal on Houston's first possession of the game to give the Texans a 3-0 lead
- Made a 33-yard field goal in the third quarter to extend Houston's lead to 20-14
- Hit a 54-yard field goal in the fourth quarter to give Houston a 23-21 lead

WR DEANDRE HOPKINS

- Caught five passes for 56 receiving yards (11.2 avg.) and one touchdown
- Caught his eighth touchdown pass of the season and the 44th of his NFL career (2013-18)
- Tied his own franchise record for the most consecutive games with a touchdown reception (five). Hopkins also caught a touchdown in five straight games in Weeks 4-9 of the 2017 season
- Has now caught 15 touchdowns from QB **Deshaun Watson** in 17 games played together
- Owns the third-most receiving yards through the first 10 games of a season in Texans history with 950, trailing his own record of 1,045 yards in 2015 and Andre Johnson (966 in 2013)
- Owns the third-most receiving touchdowns (eight) through the first 10 games of a season in team history. Hopkins had nine touchdown receptions in 2015 and 2017
- Caught a 16-yard touchdown pass from QB **Deshaun Watson** to complete a six-play, 69-yard scoring drive (3:13) in the first quarter to give Houston a 10-0 lead

- ✦ Extended his streak to 19 consecutive games with at least 50 receiving yards, which marks the longest active streak in the NFL, the longest streak in franchise history and passes **Jerry Rice** and **Warren Wells** (18) for the fourth-longest streak in NFL history
- ✦ Extended his streak to 19 consecutive games with at least 50 scrimmage yards, which is the second-longest active streak in the NFL (**Todd Gurley** - 27) and second-longest streak in franchise history (**Domanick Williams** - 21)
- ✦ Extended his streak to 89 consecutive games with a reception to start his career, which is the longest streak in franchise history to start a career, the longest active streak in the NFL to start a career and the ninth-longest streak of games with a reception to start a career in the Super Bowl era
- ✦ Extended his streak to 89 consecutive games with a reception, which is the seventh-longest active streak of games with at least one reception in the NFL
- ✦ Passed **Owen Daniels** (88 straight games from 2006-13) for the second-longest streak in team history with at least one reception (89), trailing **Andre Johnson** (133 games from 2005-14)

CB/S KAREEM JACKSON

- ✦ Tied for the team lead and matched his single-game career high with nine total tackles (eight solo) and recorded 1.0 sack, one quarterback hit, one tackle for loss and one pass defended
- ✦ Registered his team-leading 11th pass defended of the season and now has 82 passes defended in his NFL career (2010-18), which is the second-most in franchise history behind CB **Johnathan Joseph** (101)
- ✦ Sacked Redskins QB **Alex Smith** for a loss of 13 yards in the third quarter for his first sack of the season. Jackson now has 1.5 sacks in his NFL career (2010-18)
- ✦ Tallied his first quarterback hit of the season and the fourth of his NFL career
- ✦ Recorded his single-season career-high fifth tackle for loss of the season. Jackson's 22 tackles for loss in his NFL career are the most by a defensive back in franchise history
- ✦ Became the first Texans player to record at least nine total tackles, 1.0 sack and one pass defended in a single game since DE **J.J. Watt** in Week 17 of the 2013 season at Tennessee

CB JOHNATHAN JOSEPH

- ✦ Recorded four total tackles (four solo) and one pass defended
- ✦ Passed **Ray Buchanan** (176) for the ninth-most career passes defended in NFL history
- ✦ Recorded his ninth pass defended of the season, franchise-record 101st since joining the Texans in 2011 and the 177th of his NFL career (2006-18)
- ✦ Tied **Chester Pitts** (114) for the sixth-most career games played in team history

S TYRANN MATHIEU

- ✦ Tied for the team lead with nine total tackles (eight solo) and recorded 1.0 sack, one quarterback hit and one tackle for loss
- ✦ Sacked Redskins QB **Alex Smith** for a loss of seven yards on 3rd-and-9 in the second quarter. Mathieu has a single-season career-high 3.0 sacks this season and 7.0 in his NFL career (2013-18)
- ✦ Tied **Dunta Robinson** (3.0 in 2004) for the most sacks by a defensive back in a season in franchise history
- ✦ Tallied his fourth tackle for loss of the season and now has 32 tackles for loss in his NFL career
- ✦ Registered his third quarterback hit of the season and now has 18 quarterback hits in his NFL career
- ✦ Joined Vikings S **Harrison Smith** as the only players in the NFL with at least 3.0 sacks and two interceptions in 2018

ILB BENARDRICK MCKINNEY

- ✦ Finished with five total tackles (three solo) and one forced fumble
- ✦ Forced a fumble by Redskins RB **Adrian Peterson** in the second quarter that was recovered by Washington. It marked McKinney's first forced fumble of the season and the third of his NFL career (2015-18)

OLB WHITNEY MERCILUS

- ✦ Finished with three total tackles (two solo), 1.0 sack, one quarterback hit and one tackle for loss
- ✦ Sacked Redskins QB **Alex Smith** for a loss of two yards in the second quarter. Mercilus has 2.0 sacks this season and 40.5 sacks in his NFL career (2012-18)
- ✦ Joined **J.J. Watt** and **Mario Williams** as the only players in franchise history to record at least 40.0 career sacks
- ✦ Notched his fourth tackle for loss of the season and the 53rd of his NFL career
- ✦ Tallied his ninth quarterback hit of the season and the 84th of his NFL career

RB LAMAR MILLER

- ✦ Ran for a game-high 86 rushing yards on 20 carries (4.3 avg.) and caught three passes for 22 yards (7.3 avg.)

S JUSTIN REID

- ✦ Finished with three total tackles (two solo), one interception and two passes defended
- ✦ Intercepted a pass from Redskins QB **Alex Smith** in the endzone and returned it 101 yards for his first career touchdown. Reid's pick-six marks the second-longest interception returned for a touchdown in franchise history and the longest since **Marcus Coleman** (102 yards) at Kansas City in Week 3 of the 2004 season
- ✦ Tied for the second-longest interception-return touchdown by a rookie in league history, trailing only **Pete Barnum's** 103-yard return in 1926. Cowboys CB **Bryan McCann** also did accomplished the feat as a rookie in 2010. It also tied for the eighth-longest in the NFL since 2000
- ✦ Tied **Fred Bennett** (three in 2007) for the third-most interceptions in a season by a rookie in franchise history. Reid's three interceptions are the most by a rookie safety in franchise history
- ✦ Registered his seventh pass defended of the season and second career game with multiple passes defended (Week 8)

OLB BRENNAN SCARLETT

- ✦ Finished with three total tackles (two solo), one interception, a single-game career-high two passes defended and one quarterback hit
- ✦ Intercepted a pass from Redskins QB **Alex Smith** and returned it eight yards in the second quarter. It marked Scarlett's first career interception
- ✦ Tallied his single-season career-high third pass defended of the season and fourth of his NFL career (2016-18)
- ✦ Notched his second quarterback hit of the season and the fifth of his NFL career

QB DESHAUN WATSON

- ✦ Completed 16-of-24 passes (66.7%) for 208 yards, one touchdowns, two interceptions and a 72.9 passer rating
- ✦ Ran for seven yards on three carries (2.3 avg.)
- ✦ Now has 37 career touchdown passes in 17 career games, which is tied for the second-most in NFL history through a player's first 17 career games with **Dan Marino** (37) and trailing only **Kurt Warner** (41)
- ✦ Now has 4,296 career passing yards in 17 career games, which is the sixth-most in NFL history through a player's first 17 career games
- ✦ Tied for the third-most passing touchdowns through the first 10

GAME SUMMARIES

games of a season in franchise history (18) with **Matt Schaub** (18 in 2012), trailing his own record (19 in 2017) and **Matt Schaub** (19 in 2009),

- ✔ Recorded a touchdown pass in his 15th-consecutive game, which is the second-longest streak in franchise history, trailing only **Matt Schaub** (16)
- ✔ Recorded his 18th touchdown pass of the season and the 37th of his NFL career (2017-18)
- ✔ Threw his 15th touchdown pass to WR **DeAndre Hopkins** in 17 games played together
- ✔ Completed a 16-yard touchdown pass to WR **DeAndre Hopkins** to complete a six-play, 69-yard scoring drive (3:13) and give Houston a 10-0 lead in the first quarter
- ✔ Led Houston on a 10-play, 68-yard scoring drive (4:38) on Houston's first possession of the game that resulted in a 23-yard field goal by K **Ka'imi Fairbairn** to give the Texans a 3-0 lead
- ✔ Led Houston on an eight-play, 60-yard scoring drive (3:28) in the third quarter that resulted in a 33-yard field goal by K **Ka'imi Fairbairn** to extend the Texans' lead to 20-14
- ✔ Led Houston on an eight-play, 37-yard scoring drive (4:27) in the fourth quarter that resulted in a 54-yard field goal by K **Ka'imi Fairbairn** to give Houston a 23-21 lead

DE J.J. WATT

- ✔ Compiled four total tackles (three solo), 1.0 sack, one quarterback hit and one tackle for loss
- ✔ Sacked Redskins QB **Colt McCoy** for a loss of four yards in the fourth quarter
- ✔ Now has a team-leading and AFC-leading 10.0 sacks this season and 86.0 sacks since entering the league in 2011 (98 games), which is the second-most in the NFL during that span
- ✔ Tallied his 17th quarterback hit of the season and leads the NFL in quarterback hits with 236 since he entered the league in 2011
- ✔ Notched his 12th tackle for loss of the season and leads the NFL in tackles for loss with 148 since he entered the league in 2011
- ✔ Owns the third-most sacks through the first 10 games of a season in franchise history (10.0), trailing his own record in 2012 and 2015 (11.5)
- ✔ Recorded his 10th sack of the season, joining Broncos OLB **Von Miller** as the only players to record five seasons with 10.0-or-more sacks since 2011

CB SHAREECE WRIGHT

- ✔ Recorded four total tackles (three solo) and one pass defended
- ✔ Notched his fourth pass defended of the season and the 40th of his NFL career (2011-18)

GAME SUMMARIES



17

WEEK 12

Tennessee Titans 17, Houston Texans 34

71,826  NRG Stadium  Houston, Texas  Nov 26, 2018



34

GAME SUMMARIES

Tennessee Titans 10 0 7 9 — 17
Houston Texans 7 17 3 7 — 34

Scoring Drives

TEAM	QTR	TIME	SCORING PLAY	PTS	YEN	POU
Tennessee Titans	1	11:47	R. Strong: 18-yard FG (8:42, 3:15)	3	0	0
Tennessee Titans	1	09:21	J. Smith: 51-yard pass from M. Mariota (R. Strong kick) (2:49, 8:47)	7	0	0
Tennessee Titans	1	08:21	D. Thomas: 25-yard pass from D. Watson (K. Fairbairn kick) (7:42, 4:30)	7	0	0
Tennessee Titans	2	14:53	D. Watson: 15-yard run (K. Fairbairn kick) (3:45, 1:58)	7	0	0
Tennessee Titans	2	09:22	L. Miller: 10-yard run (R. Fairbairn kick) (1:47, 2:46)	7	0	0
Tennessee Titans	3	08:53	K. Fairbairn: 43-yard FG (12:12, 8:00)	10	0	0
Tennessee Titans	3	08:53	K. Fairbairn: 47-yard FG (11:48, 8:07)	10	0	0
Tennessee Titans	3	08:13	D. Thomas: 40-yard pass from M. Mariota (R. Strong kick) (3:51, 7:47)	17	0	0
Tennessee Titans	4	08:13	D. Thomas: 10-yard pass from D. Watson (K. Fairbairn kick) (7:40, 3:24)	17	0	0

Tennessee Titans										
PASSING	ATT	CP	YDS	TD	LG	INT	QBR			
Marcus Mariota	23	22	303	6	64	0	42.7			
TOTAL	23	22	303	6	64	0	42.7			
RUSHING										
	ATT	YDS	AVG	LG	TD					
Conley Davis	8	39	4.9	39	0					
Demaryius Thomas	8	39	4.9	39	0					
Marcus Mariota	7	20	2.9	15	0					
Dion Lewis	7	8	1.1	14	0					
Lamar Miller	2	0	0.0	0	0					
Luke Stocker	1	0	0.0	0	0					
TOTAL	23	105	4.6	39	0					
RECEIVING										
	NO	YDS	AVG	LG	TD					
Dion Lewis	7	53	7.6	11	0					
Anthony Frier	4	52	13.0	20	0					
Conley Davis	4	46	11.5	40	0					
Demaryius Thomas	2	13	6.5	11	0					
James Smith	2	63	31.5	63	1					
Demaryius Thomas	1	13	13.0	13	0					
Luke Stocker	1	14	14.0	14	0					
MyCole Pruitt	1	13	13.0	13	0					
TOTAL	22	303	13.8	64	2					
TOP DEFENSE										
	TOT	SOLO	AST	SCK	YDS	INT				
Loren Ryan	8	2	6	0.0	0.0	0				
Kenny Vaccaro	8	4	4	1.0	0.0	0				
Hassid Lamary II	7	2	5	0.5	4.0	0				
TOTAL	26	11	15	1.5	1.5	0				
FIELD GOALS										
Ryan Succop	1					PERCENT				
TOTAL	1					100.0				

THE TEXANS

- Became the first team in league history to win eight consecutive games after starting a season 0-3
- Have won eight games in a row for the first time in franchise history
- Own the second-longest active winning streak in the league behind the New Orleans Saints (10). Only two teams have won eight-or-more games in a row in 2018, the Los Angeles Rams (eight in a row from Weeks 1-8) and the New Orleans Saints (10 in a row from Weeks 2-12)
- Improved their record to 29-1 when leading at halftime under Head Coach **Bill O'Brien** (2014-18). Houston's 96.67 winning percentage is the best in the NFL over that span. Houston is 8-0 this season when leading at halftime
- Improved their record to 42-7 (.857) all-time in games when they lead by double digits at the half and 15-0 in such games under Head Coach **Bill O'Brien** (2014-18)
- Improved their record to 18-1 when winning the turnover battle in a game since 2015. Houston's 94.74 winning percentage with a positive turnover differential in a game is tied for the second-best in the NFL over that span
- Ran for the most rushing yards in a game in franchise history with 281 and the highest rushing average in a game in team history at 8.3 yards per carry
- Recorded the most sacks (6.0) in a game since tallying 8.0 sacks in Week 17 of the 2015 season vs. Jacksonville. Houston has totaled 5.0-or-more sacks in back-to-back games of a season for the first time in franchise history
- Gained 462 total net yards (281 rushing, 181 passing) and 19 first downs (seven rushing, 11 passing, one by penalty)
- Held the Titans to 14 first downs (three rushing, 10 passing, one by penalty) and 105 rushing yards
- Did not turn the ball over and forced one turnover by the Titans for a plus-one turnover differential
- Converted 3-of-3 red zone trips (100 percent) and their only fourth down attempt of the game
- Held the Titans to 4-of-12 on third down (33 percent), 0-for-1 on fourth down (0 percent) and 0-for-2 in the red zone (0 percent)
- Scored 24 first half points, which tied for the fifth-most points scored in the first half in franchise history and the most since Week 6 of 2017 vs. Cleveland
- Recorded the sixth-most total yards (285) in a first half in franchise history and the most first half total yards since Week 4 of the 2013 season at Seattle
- Improved their record against the Titans to 7-3 overall and 5-0 at home under Head Coach **Bill O'Brien**
- Improved their record against the AFC South this season to 3-1 overall and 1-0 at home
- Improved their record to 4-1 at home in 2018 and have won four straight home games for the first time since 2016

SCORING PLAYS

- 1st Quarter – WR **Demaryius Thomas** caught a 12-yard touchdown pass from QB **Deshaun Watson** to cap off a seven-play, 62-yard drive (4:00). K **Ka'imi Fairbairn** made the extra point attempt to cut the Titans' lead to 10-7
- 2nd Quarter – QB **Deshaun Watson** scored on a 15-yard run to complete a five-play, 60-yard drive (1:58) and give Houston a 14-10 lead after K **Ka'imi Fairbairn** made the extra point attempt
- 2nd Quarter – RB **Lamar Miller** scored on a 97-yard on the first play of the drive to extend Houston's lead to 21-10
- 2nd Quarter – K **Ka'imi Fairbairn** connected on a 43-yard field goal following a five-play, 37-yard drive (0:45) to extend the Texans' lead to 24-10 at the end of the first half
- 3rd Quarter – K **Ka'imi Fairbairn** made a 47-yard field goal following an 11-play, 46-yard drive (6:07) to extend the Texans' lead to 27-10
- 4th Quarter – WR **Demaryius Thomas** caught a 10-yard touchdown pass from QB **Deshaun Watson** to cap off a seven-play, 60-yard drive (3:24). K **Ka'imi Fairbairn** made the extra point to extend the Texans' lead to 34-17

MISCELLANEOUS NOTES

- The following six Texans were captains for the game: WR **DeAndre Hopkins**, S **Tyrann Mathieu**, ILB **Brian Peters**, QB **Deshaun Watson** and DE **J.J. Watt**
- The following seven Texans players were inactive for the game: CB **Deante Burton**, OLB **Duke Ejorfor**, DE **Joel Heath**, CB **Natrell Jamerson**, ILB **Josh Keyes**, WR **Vyncint Smith** and DE **Carlos Watkins**
- The following player was active but did not play in the game for the Texans: QB **Brandon Weeden**
- Houston won the toss and elected to defer. Tennessee received the first half kickoff

Houston Texans													
PASSING	ATT	CP	YDS	TD	LG	INT	QBR						
Deshaun Watson	24	19	210	4	42	0	42.7						
TOTAL	24	19	210	4	42	0	42.7						
RUSHING													
	ATT	YDS	AVG	LG	TD								
Lamar Miller	12	162	13.5	97	1								
Deshaun Watson	9	29	3.2	15	0								
Alfred Blue	3	4	1.3	8	0								
TOTAL	24	281	8.3	97	2								
RECEIVING													
	NO	YDS	AVG	LG	TD								
Demaryius Thomas	4	38	9.5	12	0								
Dion Lewis	3	18	6.0	12	0								
Alfred Blue	1	13	13.0	13	0								
Demaryius Carter	1	14	14.0	14	0								
Jordan Akins	1	8	8.0	8	0								
Jordan Thomas	1	6	6.0	6	0								
Lamar Miller	1	6	6.0	6	0								
TOTAL	19	210	11.1	20	0								
TOP DEFENSE													
	TOT	SOLO	AST	SCK	YDS	INT							
Demaryius McKinney	10	6	4	0.0	0.0	0							
J.J. Watt	9	6	3	1.0	0.0	0							
DeShaun Watson	7	5	2	0.0	0.0	0							
TOTAL	26	17	9	1.0	1.0	0							
FIELD GOALS													
	TOTAL	FGA/FGM	PERCENT										
Ka'imi Fairbairn	2	2/2	100.0										

Team Statistics		Titans		Texans	
First Downs	14	14	14	14	14
Total Net Yards	365	365	365	365	365
Rushing/Net Yards	281	281	281	281	281
Net Passing	84	84	84	84	84
Pass Attempts/Completions	23/19	23/19	23/19	23/19	23/19
Held Intercepted	0	0	0	0	0
Sacked/Yards Lost	6/4	6/4	6/4	6/4	6/4
Punts/Average	6/47.7	6/47.7	6/47.7	6/47.7	6/47.7
Penalties/Yards	7/50	7/50	7/50	7/50	7/50
Fumbles/Lost	2/1	2/1	2/1	2/1	2/1
Possession Time	30:02	30:02	30:02	30:02	30:02

INDIVIDUAL PLAYER NOTES

RB ALFRED BLUE

Ran for 49 yards on 13 carries (3.8 avg.) and caught one pass for 13 yards (13.0 avg.)

DE/OLB JADEVEON CLOWNEY

- Recorded three total tackles (two solo), 0.5 sack and one quarterback hit
- Split a sack with OLB **Whitney Mercilus** on Titans QB **Marcus Mariota** for a loss of three yards in the third quarter. Clowney has 7.0 sacks this season and 27.0 in his NFL career (2014-18)
- Registered his 15th quarterback hit of the season and the 61st of his NFL career

CB AARON COLVIN

- Recovered a fumble by Titans RB **Derrick Henry** at the Texans' 22-yard line on Tennessee's final play of the game. The fumble was forced by OLB **Brennan Scarlett**
- Registered his first fumble recovery of the season and the third of his NFL career (2014-18)

DE CHRISTIAN COVINGTON

- Finished with four total tackles (three solo), 2.5 sacks, three quarterback hits and two tackles for loss
- Sacked Titans QB **Marcus Mariota** for a loss of eight yards in the second quarter, which marked his first sack since bringing down Patriots QB **Tom Brady** in Week 3 of the 2017 season
- Split a sack with DE **J.J. Watt** on Titans QB **Marcus Mariota** again for a loss of four yards in the second quarter
- Sacked Titans QB **Marcus Mariota** for a loss of four yards, which marks his first career multi-sack game
- Now has 2.5 sacks this season and 6.5 sacks in his NFL career (2015-18)
- Notched his third tackle for loss of the season and the 10th of his NFL career
- Tallied his fourth quarterback hit of the season and the 12th of his NFL career

ILB ZACH CUNNINGHAM

- Finished third on the team with seven total tackles (five solo) and one tackle for loss
- Notched his third tackle for loss of the season and the eighth of his NFL career (2017-18)

P TREVOR DANIEL

- Punted five times for 224 yards (44.8 avg.), including a 55 yarder, and pinned two punts inside the 20-yard line

K KA'IMI FAIRBAIRN

- Scored 10 total points on two made field goals and four made extra point attempts
- Owns the most points scored through 12 weeks of a season in franchise history with 99
- Leads the NFL in field goals made this season with 24
- Connected on a 43-yard field goal in the second quarter to extend Houston's lead to 24-10 at the end of the first half
- Made a 47-yard field goal in the third quarter to extend the Texans' lead to 27-10

WR DEANDRE HOPKINS

- Caught five passes for 74 receiving yards (14.8 avg.)
- Extended his streak to 20 consecutive games with at least 50 receiving yards, which marks the longest active streak in the NFL, the longest streak in franchise history and ties **Laveranues Coles** (20) for the third-longest streak in NFL history
- Extended his streak to 20 consecutive games with at least 50 scrimmage yards, which is the second-longest active streak in the

NFL (**Todd Gurley** - 28) and second-longest streak in franchise history (**Domanick Williams** - 21)

- Extended his streak to 90 consecutive games with a reception to start his career, which is the longest streak in franchise history to start a career, the longest active streak in the NFL to start a career and the ninth-longest streak of games with a reception to start a career in the Super Bowl era
- Extended his streak to 90 consecutive games with a reception, which is the sixth-longest active streak of games with at least one reception in the NFL
- Extended his streak to 90 consecutive games with a reception, which is the second-longest streak in team history recording at least one reception, trailing **Andre Johnson** (133 games from 2005-14)
- Owns the most receiving yards (6,889) and receiving touchdowns (44) through the first six seasons of a player's career in Texans history. Hopkins is also tied for the most receptions (486) with **Andre Johnson** (2003-08)
- Joined **Julio Jones**, **Antonio Brown**, **Odell Beckham Jr.** and **Mike Evans** as the only players in the NFL to record 1,000 yards receiving in four of the last five seasons
- Owns the fourth-most receiving yards through 12 weeks of a season in Texans history with 1,024
- Owns the fifth-most receptions through 12 weeks of a season in Texans history with 73

CB JOHNATHAN JOSEPH

- Recorded five total tackles (four solo) and one tackle for loss
- Registered his first tackle for loss of the season and the 13th of his NFL career
- Passed **Chester Pitts** (114) for the sixth-most career games played in team history

ILB BENARDRICK MCKINNEY

- Led the team with 10 total tackles (six solo) and one tackle for loss
- Recorded his fourth tackle for loss of the season and the 29th of his NFL career (2015-18)

OLB WHITNEY MERCILUS

Finished with five total tackles (three solo), 1.5 sacks, two quarterback hits and one tackle for loss

Split a sack with DE/OLB **Jadeveon Clowney** on Titans QB **Marcus Mariota** for a loss of three yards in the third quarter

Sacked Titans QB **Marcus Mariota** for a loss of nine yards in the fourth quarter. Mercilus has 3.5 sacks this season and 42.0 sacks in his NFL career (2012-18)

Remains third in franchise history in career sacks with 42.0, trailing **J.J. Watt** and **Mario Williams**

Registered his first multi-sack game since Week 16 of the 2016 season vs. Cincinnati

Notched his fifth tackle for loss of the season and the 54th of his NFL career

Tallied his 11th quarterback hit of the season and the 86th of his NFL career

RB LAMAR MILLER

- Ran for 162 rushing yards on 12 carries (13.5 avg.) and caught one pass for five yards (5.0 avg.)
- Scored on a 97-yard run in the second quarter, which marked the longest run in franchise history and the longest run in the NFL since Miller's 97-yard touchdown run vs. the New York Jets in Week 17 of the 2014 season as a member of the Miami Dolphins
- Becomes the first player in NFL history to record multiple touchdown rushes of 95-or-more yards and now owns two of the six longest runs in NFL history
- Joined **Chris Johnson**, **Ahman Green** and **Bo Jackson** as the

only running backs to record two 90-plus touchdown runs in NFL history

- Became the first Texans player with at least 150 yards rushing and one touchdown in a game since **Arian Foster** in Week 8 of the 2014 season vs. the Titans
- Recorded 148 yards on six carries (24.7 avg.) in the first half, which marks the most first half rushing yards in franchise history and the most in the NFL since **Doug Martin** rushed for 177 yards in Week 11 of the 2015 season
- Notched 51 rushing yards in the first quarter, which are the most rushing yards recorded by a Texans running back in the first quarter since Miller rushed for 56 yards in the first quarter vs. Jacksonville in Week 10 of the 2016 season
- Owns the second-most rushing yards in the NFL since 2014 with 4,705, trailing only Bills RB **LeSean McCoy**
- Tallied his third rushing touchdown of the season, 11th since joining the Texans in 2016 and 30th of his NFL career
- Passed **Ben Tate** (six) for the third-most career games with at least 100 rushing yards in Texans history with seven

S JUSTIN REID

Finished with three total tackles (two solo) and tallied his first career tackle for loss

OLB BRENNAN SCARLETT

- Finished with three total tackles (two solo) and one forced fumble
- Became the first Texans player to record three total tackles, one special teams tackle and one forced fumble in a game since **Fred Bennett** vs. Chicago in Week 17 of the 2008 season
- Forced a fumble by Titans RB **Derrick Henry** on the Titans final play of the game that was recovered by CB **Aaron Colvin** at the Houston 22-yard line
- Forced his first fumble of the season and the first of his NFL career

WR DEMARIYUS THOMAS

- Recorded four receptions for 38 receiving yards (9.5 avg.) and two touchdowns
- Registered his first multi-touchdown game since Week 15 of 2015 at Pittsburgh as a member of the Broncos
- Tallied his 11th career game with at least two touchdown receptions, which is the sixth-most in the NFL since 2012
- Caught a 12-yard touchdown pass from QB **Deshaun Watson** in the first quarter, which marked his first touchdown reception since joining the Texans
- Caught a 10-yard touchdown pass from QB **Deshaun Watson** in the fourth quarter to extend the Texans' lead to 34-17. Thomas now has two touchdown receptions since joining the Texans in Week 9 and 62 touchdown receptions in his NFL career (2010-2018)
- Recorded his first two touchdowns as a Texan, which ties **Dez Bryant** and **Jimmy Graham** (46) for the second-most touchdown receptions since 2013 trailing only **Antonio Brown** (63)
- Has played in 118 consecutive regular season games, which is the longest active streak among NFL wide receivers, and 128 consecutive games overall (including postseason), which is the fourth-longest active streak in the NFL among non-quarterbacks. Additionally, his streak of 107 consecutive regular season games started is the longest among all active wide receivers in the NFL

QB DESHAUN WATSON

- Completed 19-of-24 passes (79.2%) for 210 yards, two touchdowns, no interceptions and a 130.9 passer rating
- Ran for single-game career high 70 yards and one touchdown on nine carries (7.8 avg.)
- Became the second player in NFL history to record at least 4,500 yards and 35 passing touchdowns in a player's first 18 career games, joining **Kurt Warner** (1998-2000). Watson is the only player in NFL

history with at least 4,500 yards, 35 passing touchdowns and four rushing touchdowns in a player's first 18 career games

- Completed a 12-yard touchdown pass to WR **Demaryius Thomas** to cap off a seven-play, 62-yard scoring drive (4:00) in the first quarter to cut the Titans' lead to 10-7
- Scored on a 15-yard run to complete a five-play, 60-yard scoring drive (1:58) and give Houston a 14-10 lead in the second quarter. It marked Watson's second rushing touchdown of the season and the fourth of his NFL career
- Completed a 10-yard touchdown pass to WR **Demaryius Thomas** to cap off a seven-play, 60-yard scoring drive (3:24) in the fourth quarter to extend the Texans' lead to 34-17
- Now has 39 career touchdown passes in 18 career games, which is the third-most in NFL history through a player's first 18 career games, trailing only **Kurt Warner** (44) and with **Dan Marino** (40)
- Now has 4,506 career passing yards in 18 career games, which is the sixth-most in NFL history through a player's first 18 career games, trailing **Andrew Luck** (4,873 in 2012-13), **Kurt Warner** (4,833 in 1998-2000), **Marc Bulger** (4,813 in 2002-03), **Cam Newton** (4,607 in 2011-12) and **Jamies Winston** (4,566 in 2015-16)
- Owns the second-most passing touchdowns through 12 weeks of a season in franchise history (20), trailing **Matt Schaub** (21 in 2009)
- Recorded a touchdown pass in his 16th-consecutive game, which is tied for the longest streak in franchise history with **Matt Schaub** (16 from 2010-11) and marks the fourth-longest active streak in the NFL
- Recorded his 20th touchdown pass of the season and the 39th of his NFL career (2017-18)

DE J.J. WATT

- Finished second on the team with nine total tackles (six solo), 1.5 sacks, one forced fumble, two quarterback hits and one tackle for loss
- Split a sack with DE **Christian Covington** on Titans QB **Marcus Mariota** for a loss of four yards in the second quarter
- Sacked and forced a fumble on Titans QB **Marcus Mariota** for a loss of eight yards in the fourth quarter
- Now has a team-leading and AFC-leading 11.5 sacks this season and 87.5 sacks since entering the league in 2011 (99 games), which is the second-most in the NFL during that span. He ranks tied for second in the NFL in 2018
- Owns the second-most sacks (87.5) through a player's first 99 career games in NFL history, trailing only **Reggie White** (103.0 sacks from 1985 to 1991)
- Remains the NFL's all-time leader in sacks per game with an average of 0.88 sacks per game
- Tied **Leonard Little** (87.5) for 49th on the NFL all-time sack list, passing **Willie McGinest** (86.0) and **Justin Smith** (87.0)
- Registered his career-high fifth forced fumble of the season and the 20th of his NFL career (2011-18). Watt is tied for the most forced fumbles in the NFL this season and the fifth-most in the NFL since 2011
- Owns the most sacks against the Titans than any other opponent in his career (17.0) and the most sacks against the Titans by any player since 1982
- Has record at least 1.0 sack in four consecutive games for the seventh time in his career, which passes **Von Miller** and **Chandler Jones** (six) for the most streaks of four consecutive games with a sack since 2011
- Tallied his 19th quarterback hit of the season and leads the NFL in quarterback hits with 238 since he entered the league in 2011
- Notched his 13th tackle for loss of the season and leads the NFL in tackles for loss with 149 since he entered the league in 2011
- Owns the third-most sacks through Week 12 of a season in franchise history (11.5), trailing his own records in 2012 (14.5) and

GAME SUMMARIES

2015 (13.5)

Has 61 games with multiple quarterback hits entering the NFL in 2011, which is the most in the league over that span. Watt has six

games this season with multiple quarterback hits

GAME SUMMARIES



13

WEEK 13

Cleveland Browns 13, Houston Texans 29

71,741 NRG Stadium Houston, Texas Dec 2, 2018



29

Cleveland Browns 0 0 7 6 — 13
Houston Texans 10 13 3 3 — 29

Scoring Drives

TEAM	QTR	TIME	SCORING PLAY	CLE	HOU
Texans	1	08:12	K. Fairbairn: 35-yard FG (13-63, 6:48)	0	3
Texans	1	00:38	J. Thomas: 11-yard pass from D. Watson (K. Fairbairn kick) (10-82, 5:38)	0	10
Browns	2	07:26	Z. Cunningham: 38-yard interception return (K. Fairbairn kick) (4-17, 1:36)	0	17
Texans	2	03:19	K. Fairbairn: 42-yard FG (7-27, 3:18)	0	20
Texans	2	00:01	K. Fairbairn: 48-yard FG (10-50, 1:43)	0	23
Browns	3	09:39	N. Chubb: 2-yard run (G. Joseph kick) (9-75, 5:21)	7	23
Texans	3	05:26	K. Fairbairn: 53-yard FG (9-40, 4:13)	7	26
Texans	4	05:46	K. Fairbairn: 38-yard FG (8-44, 3:59)	7	29
Browns	4	02:58	R. Higgins: 17-yard pass from B. Mayfield (pass failed) (9-75, 2:48)	13	29

Cleveland Browns

PASSING	ATT	CP	YDS	SK/YD	TD	LG	INT	QBR
Baker Mayfield	43	29	397	0/0	1	71	3	75.4
TOTAL	43	29	397	0/0	1	71	3	75.4

RUSHING	ATT	YDS	AVG	LG	TD
Nick Chubb	9	31	3.4	11	1
TOTAL	9	31	3.4	11	1

RECEIVING	NO	YDS	AVG	LG	TD
Jarvis Landry	6	103	17.2	28	0
Dontrell Hilliard	4	40	10.0	23	0
Rashard Higgins	4	62	15.5	21	1
Antonio Callaway	3	84	28.0	71	0
David Njoku	3	8	2.7	9	0
Nick Chubb	3	41	13.7	24	0
Breshad Perriman	2	26	13.0	19	0
Duke Johnson Jr.	2	12	6.0	7	0
Damion Ratley	1	2	2.0	2	0
Seth DeVale	1	19	19.0	19	0
TOTAL	29	397	13.7	71	1

TOP DEFENSE	TOT	SOLO	AST	SCK	YDS	INT
Joe Schobert	11	2	9	0.5	2.0	0
Damarious Randall	8	7	1	0.0	0.0	0
Jabril Peppers	8	3	5	0.0	0.0	0
TOTAL	27	12	15	0.5	0.5	0

FIELD GOALS	FGA/FGM	PERCENT
No Field Goals		

Houston Texans

PASSING	ATT	CP	YDS	SK/YD	TD	LG	INT	QBR
Deshaun Watson	31	22	224	4/27	1	29	0	102.1
TOTAL	31	22	224	4/27	1	29	0	102.1

RUSHING	ATT	YDS	AVG	LG	TD
Lamar Miller	19	103	5.4	32	0
Alfred Blue	13	54	4.2	17	0
Deshaun Watson	7	30	4.3	11	0
TOTAL	39	187	4.8	32	0

RECEIVING	NO	YDS	AVG	LG	TD
DeAndre Hopkins	7	91	13.0	29	0
DeAndre Carter	6	32	5.3	11	0
Demaryius Thomas	3	32	10.7	15	0
Jordan Thomas	3	32	10.7	15	1
Jordan Akins	1	13	13.0	13	0
Lamar Miller	1	12	12.0	12	0
Ryan Griffin	1	12	12.0	12	0
TOTAL	22	224	10.2	29	1

TOP DEFENSE	TOT	SOLO	AST	SCK	YDS	INT
Aaron Colvin	6	5	1	0.0	0.0	0
Tyrann Mathieu	6	5	1	0.0	0.0	0
Benardrick McKinney	4	2	2	0.0	0.0	0
TOTAL	16	12	4	0.0	0.0	0

FIELD GOALS	FGA/FGM	PERCENT
Ka'im Fairbairn	5-5	100.0
TOTAL	5-5	100.0

Team Statistics

	Browns	Texans
First Downs	20	25
Total Net Yards	428	384
Rushes/Net Yards	9/31	39/187
Net Passing	397	197
Pass Attempts/Completions	43/29	31/22
Had Intercepted	3	0
Sacked/Yards Lost	0/0	4/27
Punts/Average	2/45.5	3/38.0
Penalties/Yards	6/45	5/77
Fumbles/Lost	1/1	2/0
Possession Time	22:25	37:35

TEAM NOTES

THE TEXANS...

- Extended their winning streak to nine games, which is the longest win streak in franchise history
- Own the longest active winning streak in the league and the second-longest win streak in the NFL this season behind the New Orleans Saints (10)
- Improved their record to 30-1 when leading at halftime under Head Coach **Bill O'Brien** (2014-18). Houston's 96.77 winning percentage is the best in the NFL over that span. Houston is 9-0 this season when leading at halftime
- Improved their record to 43-7 (.860) all-time in games when they lead by double digits at the half and 16-0 in such games under Head Coach **Bill O'Brien** (2014-18)
- Improved their record to 19-1 when winning the turnover battle in a game since 2015. Houston's 95.00 winning percentage with a positive turnover differential in a game is tied for the second-best in the NFL over that span
- Forced four total turnovers (three interceptions, one fumble recovery), which marked the most turnovers forced in a game by the Texans this season and most since Week 4 of the 2017 season vs. Tennessee
- Did not turn the ball over on offense for the fifth time this season and had a turnover differential of plus-four
- Gained 384 total net yards (187 rushing, 197 passing) and 25 first downs (11 rushing, 12 passing, two by penalty)
- Converted 8-of-16 third down attempts (50 percent)
- Held the Browns to 2-of-8 on third down (25 percent) and 0-for-2 on fourth down (0 percent)
- Held the Browns to 31 total rushing yards, including just three yards in the second half which is the least amount of rushing yards allowed in the second half of a game for Houston since Week 17 of the 2015 season vs. Jacksonville
- Intercepted Browns QB **Baker Mayfield** three times in the first half, which ties for the most team interceptions in the first half of a game in franchise history
- Shutout the Browns in the first half, which marked the third first half shutout of the season for the Texans (Week 6 vs. Buffalo and Week 7 at Jacksonville)
- Won the time of possession battle 37:35 to 22:25
- Recorded at least 150 rushing yards for the fourth time this season, which is tied for the most in the AFC (Denver)
- Had three players rush for at least 30 yards, which marks the first time in franchise history the Texans have had three players rush for at least 30 yards in the same game four times in one season
- Earned their fifth-consecutive home win, which marks the longest home win streak since the 2016 season and improved their record to 5-1 at home this season
- Improved their record against the Browns to 3-0 Head Coach **Bill O'Brien**, including 2-0 at home

SCORING PLAYS

- 1st Quarter – K **Ka'imi Fairbairn** connected on a 35-yard field goal attempt on Houston's opening drive of the game, which lasted 13-plays, 63-yards (6:48) and gave the Texans a 3-0 lead
- 1st Quarter – TE **Jordan Thomas** caught an 11-yard touchdown pass from QB **Deshawn Watson** to cap off a 10-play, 82-yard drive (5:38) and extend Houston's lead to 10-0 after K **Ka'imi Fairbairn** made the extra point attempt
- 2nd Quarter – ILB **Zach Cunningham** intercepted a pass from Browns QB **Baker Mayfield** and returned it 38 yards for a touchdown to increase the Texans' lead to 17-0 after K **Ka'imi Fairbairn** made

the extra point attempt

- 2nd Quarter – K **Ka'imi Fairbairn** made a 42-yard field goal attempt after a seven-play, 27-yard drive (3:18) to extend the Texans' lead to 20-0
- 2nd Quarter – K **Ka'imi Fairbairn** hit a 48-yard field goal attempt after a 10-play, 50-yard drive (1:43) to increase Houston's lead to 23-0
- 3rd Quarter – K **Ka'imi Fairbairn** connected on a 53-yard field goal attempt to complete a nine-play, 40-yard drive (4:13) and extend the Texans' lead to 26-7
- 4th Quarter – K **Ka'imi Fairbairn** made a 38-yard field goal attempt after an eight-play, 44-yard drive (3:59) to extend the Texans' lead to 29-7

MISCELLANEOUS NOTES

- The following six Texans were captains for the game: WR **DeAndre Hopkins**, CB **Johnathan Joseph**, S **Tyrann Mathieu**, ILB **Brian Peters**, QB **Deshawn Watson** and DE **J.J. Watt**
- The following seven Texans players were inactive for the game: CB **Deante Burton**, WR **Keke Coutee**, OLB **Duke Ejiofor**, DE **Joel Heath**, CB **Natrell Jamerson**, WR **Vyncint Smith** and DE **Carlos Watkins**
- The following player was active but did not play in the game for the Texans: QB **Brandon Weeden**
- Cleveland won the toss and elected to defer. Houston received the first half kickoff

INDIVIDUAL PLAYER NOTES

RB ALFRED BLUE

- Ran for a season-high 54 yards on 13 carries (4.2 avg.)
- Gained the most rushing yards in a game since Week 16 of the 2017 season vs. Pittsburgh (108)

WR DEANDRE CARTER

- Recorded a career-high six receptions for a career-high 32 receiving yards (5.3 avg.)
- Returned one kickoff for 23 yards (23.0 avg.)

CB AARON COLVIN

- Tied for the team lead with six total tackles (five solo) and recovered one fumble
- Recovered a fumble from Browns WR **Antonio Callaway** in the endzone and lateraled it to S **Tyrann Mathieu**. It marked Colvin's second fumble recovery of the season and the fourth fumble recovery of his NFL career (2014-18)

ILB ZACH CUNNINGHAM

- Finished with two total tackles (one solo), one interception and two passes defended
- Intercepted a pass from Browns QB **Baker Mayfield** and returned it 38 yards for a touchdown in the second quarter to increase the Texans' lead to 17-10
- Registered the first interception of his NFL career and first touchdown of his NFL career (2017-18)
- Tallied his fifth pass defended of the season and the 11th of his NFL career (2017-18)
- Posted his second game with multiple passes defended this season and the third of his NFL career

P TREVOR DANIEL

- Punted three times for 114 yards (38.0 avg.), including a 52 yarder, and pinned all three punts inside the 20-yard line

K KA'IMI FAIRBAIRN

- Scored 17 total points on five made field goals and two made extra

point attempts

- Set new single-game career highs with five made field goals and 17 points scored
- Owns the most points scored through 13 weeks of a season in franchise history with 116
- Leads the NFL in field goals made this season with 29
- Connected on a 35-yard field goal attempt on Houston's opening drive of the game to give the Texans a 3-0 lead
- Made a 42-yard field goal attempt in the second quarter to extend the Texans' lead to 20-0
- Hit a 48-yard field goal attempt in the second quarter to increase Houston's lead to 23-0
- Connected on a 53-yard field goal attempt in the third quarter to extend the Texans' lead to 26-7
- Made a 38-yard field goal attempt in the fourth quarter to extend the Texans' lead to 29-7

S ANDRE HAL

- Recorded two total tackles (two solo), one interception, one pass defended and one special teams tackle
- Intercepted a pass from Browns QB **Baker Mayfield** in the endzone in the second quarter
- Passed **Quintin Demps** (nine) for the sixth-most career interceptions in franchise history
- Tallied his first interception of the season and the 10th of his NFL career (2014-18)
- Notched his second pass defended of the season and the 28th of his NFL career

WR DEANDRE HOPKINS

- Caught seven passes for 91 receiving yards (13.0 avg.)
- Extended his streak to 21 consecutive games with at least 50 receiving yards, which marks the longest active streak in the NFL, the longest streak in franchise history and passes **Laveranues Coles** (20) for the third-longest streak in NFL history
- Extended his streak to 21 consecutive games with at least 50 scrimmage yards, which is the second-longest active streak in the NFL (**Todd Gurley** - 29) and tied **Domanick Williams** (21) for the longest streak in franchise history
- Extended his streak to 91 consecutive games with a reception to start his career, which is the longest streak in franchise history to start a career, the longest active streak in the NFL to start a career and the ninth-longest streak of games with a reception to start a career in the Super Bowl era
- Extended his streak to 91 consecutive games with a reception, which is the sixth-longest active streak of games with at least one reception in the NFL
- Extended his streak to 91 consecutive games with a reception, which is the second-longest streak in team history recording at least one reception, trailing **Andre Johnson** (133 games from 2005-14)
- Owns the most receptions (493), receiving yards (6,980) and receiving touchdowns (44) through the first six seasons of a player's career in Texans history
- Owns the fourth-most receiving yards through 13 weeks of a season in Texans history with 1,115
- Owns the fifth-most receptions through 13 weeks of a season in Texans history with 80

CB JOHNATHAN JOSEPH

- Compiled one total tackle (one solo), one interception and one pass defended
- Intercepted a pass from Browns QB **Baker Mayfield** and returned it 18 yards in the second quarter
- Recorded his second interception of the season and the 16th interception since joining the Texans in 2011, which ties CB/S **Kareem Jackson** (16) for the most career interceptions in Texans

history

- Registered his 30th career interception, passing **Eric Weddle** (29) and tying **Mike Adams** (30) for the sixth-most career interceptions among active NFL players
- Tallied his 10th pass defended of the season, which ranks second on the team behind CB/S **Kareem Jackson** (11)
- Ranks ninth in NFL history in career passes defended and leads the NFL since he began his career with Cincinnati in 2006 with 178 total in 183 games played
- Registered his franchise-record 102nd pass defended since joining the Texans in 2011 (116 games), which is the second-most in the NFL over that span (49ers CB **Richard Sherman** - 103)

S TYRANN MATHIEU

- Tied for the team lead with six total tackles (five solo) and notched one pass defended
- Recorded his sixth pass defended of the season and the 47th of his NFL career (2013-18)
- Took a lateral from CB **Aaron Colvin** following Colvin's fumble recovery in the endzone and returned it eight yards. S **Justin Reid** forced the fumble on Browns WR **Antonio Callaway**

RB LAMAR MILLER

- Ran for a game-high 103 rushing yards on 19 carries (5.4 avg.) and caught one pass for 12 yards (12.0 avg.)
- Eclipsed 100 rushing yards for the fourth time this season, which ties his single-season career high for most games with at least 100 rushing yards (four in 2016)
- Tallied his eighth game with 100-or-more rushing yards since joining the Texans in 2016 and the 14th of his NFL career (2012-18)
- Joined **Ezekiel Elliott**, **James Conner**, **Todd Gurley** and **Saquon Barkley** as the only running backs to record at least four games of 100 yards rushing in 2018. Miller is the only player in the AFC to accomplish the feat
- Owns the second-most rushing yards in the NFL since 2014 with 4,808, trailing only Bills RB **LeSean McCoy**

NT D.J. READER

- Recorded one total tackle (one solo) and one tackle for loss
- Tallied his fourth tackle for loss of the season and the ninth of his NFL career (2016-18)

S JUSTIN REID

- Finished with four total tackles (three solo), two passes defended and one forced fumble
 - Became the first Texans player to record at least four total tackles, two passes defended and one forced fumble since DE **J.J. Watt** in Week 17 of the 2015 season vs. Jacksonville
- Forced a fumble on Browns WR **Antonio Callaway** at the Texans' one-yard line that was recovered by CB **Aaron Colvin** in the endzone. It marked Reid's first career forced fumble
- Logged his third career game with multiple passes defended and logged his ninth career pass defended overall

WR DEMARIUS THOMAS

- Recorded three receptions for 32 receiving yards (10.7 avg.)
- Has played in 119 consecutive regular season games, which is the longest active streak among NFL wide receivers, and 129 consecutive games overall (including postseason), which is the fourth-longest active streak in the NFL among non-quarterbacks. Additionally, his streak of 108 consecutive regular season games started is the longest among all active wide receivers in the NFL

TE JORDAN THOMAS

- Recorded three receptions for 32 receiving yards (10.7 avg.) and one touchdown
- Caught an 11-yard touchdown pass from QB **Deshaun Watson** in the first quarter to extend Houston's lead to 10-0

- ✧ Tied **Andre Johnson** (four) for the second-most touchdown receptions by a rookie in a season in franchise history
- ✧ Tied **Mychal Rivera** and **Clarence Moore** (four) for the second-most touchdown receptions by a rookie selected in the sixth round-or-later since 1991

QB DESHAUN WATSON

- ✧ Completed 22-of-31 passes (71.0%) for 224 yards, one touchdown, no interceptions and a 102.1 passer rating
- ✧ Ran for 30 yards on seven carries (4.3 avg.)
- ✧ Became the second player in NFL history to record at least 4,700 yards and 40 passing touchdowns in a player's first 19 career games, joining **Kurt Warner** (1998-2000). Watson is the only player in NFL history with at least 4,700 yards, 40 passing touchdowns and four rushing touchdowns in a player's first 19 career games
- ✧ Completed an 11-yard touchdown pass to TE **Jordan Thomas** to cap off a 10-play, 82-yard scoring drive (5:38) and extend Houston's lead to 10-0 in the first quarter
- ✧ Recorded a touchdown pass in his 17th-consecutive game, which is the longest streak of games with a passing touchdown in franchise history and the fourth-longest active streak in the NFL
- ✧ Now has 40 career touchdown passes in 19 career games, which is the third-most in NFL history through a player's first 19 career games, trailing only **Kurt Warner** (45) and with **Dan Marino** (44). Watson, Warner and Marino are the only players to record at least 40 career touchdown passes in their first 19 career games in NFL history
- ✧ Now has 4,730 career passing yards in 19 career games, which is the sixth-most in NFL history through a player's first 19 career games, trailing **Kurt Warner** (5,219 in 1998-2000), **Marc Bulger** (5,036 in 2002-03), **Andrew Luck** (5,032 in 2012-13), **Jamies Winston** (4,971 in 2015-16) and **Cam Newton** (4,849 in 2011-12)
- ✧ Tied for the second-most passing touchdowns through 13 weeks of a season in franchise history with 21

- ✧ Owns the fourth-most passing yards through 13 weeks of a season in franchise history with 3,031
- ✧ Recorded his 21st touchdown pass of the season and the 40th of his NFL career (2017-18)
- ✧ Eclipsed 3,000 passing yards in a season for the first time in his NFL career
- ✧ Recorded his eighth game with at least 30 yards rushing this season, which is the second-most in the NFL in 2018, trailing only **Cam Newton** (nine)

DE J.J. WATT

- ✧ Finished with one total tackle (one solo), one quarterback hit, one tackle for loss and one pass defended
- ✧ Tallied his 20th quarterback hit of the season and leads the NFL in quarterback hits with 239 since quarterback hits began being officially tracked by the NFL
- ✧ Notched his 14th tackle for loss of the season and leads the NFL in tackles for loss with 150 since tackles for loss began being officially tracked by the NFL
- ✧ Registered his third pass defended of the season and the 50th of his NFL career (2011-18). Watt leads all NFL defensive lineman in passes defended since 2011 and ranks seventh in passes defended among defensive lineman in NFL history
- ✧ Became the fastest defensive lineman to record 50 career passes defended in NFL history, doing so in his 100th game. Watt passed **Jason Taylor** and **Kevin Williams** who each reached the milestone in their 121st game
- ✧ Played in his 100th career NFL game

CB SHAREECE WRIGHT

- ✧ Recorded three total tackles (two solo) and one tackle for loss
- ✧ Logged his first tackle for loss of the season and the 11th of his NFL career (2011-18)

Texans vs. Browns

National Football League Game Summary

NFL Copyright © 2018 by The National Football League. All rights reserved. This summary and play-by-play is for the express purpose of assisting media in their coverage of the game; any other use of this material is prohibited without the written permission of the National Football League. Updated: 12/3/2018

Date: Sunday, 12/2/2018 **Cleveland Browns at Houston Texans** Start Time: 12:03 PM CST
at NRG Stadium, Houston, TX

Game Day Weather

Game Weather: Sunny Temp: 72° F (22.2° C) Humidity: 28%, Wind: N 7 mph
Played Retractable Roof on Turf: Artificial Outdoor Weather: Sunny, Wind Chill: 72

Officials

Referee: Coleman, Walt (65) Umpire: Rice, Jeff (44) Down Judge: Bergman, Jerry (91)
Line Judge: Stewart, Mark (75) Field Judge: Larrew, Joe (73) Side Judge: Walker, Jabir (26)
Back Judge: Yette, Greg (38) Replay Official: Lewis, Darryll (0)

Lineups

Cleveland Browns				Houston Texans			
Offense		Defense		Offense		Defense	
WR	80 J.Landry	DE	95 M.Garrett	WR	10 D.Hopkins	DE	99 J.Watt
LT	78 G.Robinson	DT	65 L.Ogunjobi	LT	70 J.Davenport	NT	92 B.Dunn
LG	75 J.Bitonio	DT	93 T.Coley	LG	64 S.Kelemete	DE	98 D.Reader
C	64 J.Tretter	DE	90 E.Ogbah	C	66 N.Martin	SAM	59 W.Mercilus
RG	70 K.Zeitler	DB	20 B.Boddy-Calhoun	RG	73 Z.Fulton	MIKE	55 B.McKinney
RT	74 C.Hubbard	MIKE	53 J.Schobert	RT	74 K.Lamm	WILL	41 Z.Cunningham
TE	85 D.Njoku	SAM	51 J.Collins Sr.	TE	84 R.Griffin	JACK	90 J.Clowney
TE	87 S.DeValve	CB	21 D.Ward	WR	14 D.Carter	CB	24 J.Joseph
QB	6 B.Mayfield	CB	38 T.Carrie	WR	87 De.Thomas	CB	25 K.Jackson
RB	24 N.Chubb	S	23 D.Randall	QB	4 D.Watson	S	32 T.Mathieu
TE	88 D.Fells	S	22 J.Peppers	RB	26 L.Miller	S	20 J.Reid

Substitutions

P 4 B.Colquitt, WR 11 A.Callaway, K 17 G.Joseph, WR 18 D.Ratley, WR 19 B.Perriman, RB 25 D.Hilliard, DB 26 D.Kindred, DB 27 T.Thomas, RB 29 D.Johnson, DB 33 P.Gaines, DB 35 J.Whitehead, LS 47 C.Hughlett, DL 50 C.Smith, LB 52 R.Armstrong, LB 54 T.Vallejo, LB 55 G.Avery, LB 59 D.Hines, G 68 K.Kalis, OL 71 E.Watford, WR 81 R.Higgins, TE 82 O.Charles, DL 91 B.Price, DL 97 A.Zettel

Substitutions

QB 5 J.Webb, K 7 K.Fairbairn, P 8 T.Daniel, WR 18 S.Coates, CB 22 A.Colvin, CB 23 J.Bademosi, RB 28 A.Blue, S 29 A.Hal, S 33 A.Moore, DB 34 M.Tyson, RB 38 G.Howell, CB 43 S.Wright, LS 46 J.Weeks, ILB 51 D.Cole, ILB 52 B.Peters, OLB 57 B.Scarlett, OLB 58 P.Kalambayi, C/G 65 G.Mancz, T 75 M.Rankin, TE 83 J.Thomas, TE 88 J.Akins, DE 95 C.Covington, DE 97 A.Blackson

Did Not Play

QB 5 T.Taylor

Did Not Play

QB 3 B.Weeden

Not Active

QB 9 D.Stanton, DB 31 J.Burris, OL 63 A.Corbett, OL 69 D.Harrison, TE 86 P.Brown, DL 92 C.Thomas, DL 94 C.Davis

Not Active

WR 16 K.Coutee, WR 17 V.Smith, S 31 N.Jamerson, WR 39 D.Burton, OLB 53 D.Ejiofor, DE 91 C.Watkins, DE 93 J.Heath

Field Goals (made () & missed)

		K.Fairbairn		(35) (42) (48) (53) (38)			
		1	2	3	4	OT	Total
VISITOR:	Cleveland Browns	0	0	7	6	0	13
HOME:	Houston Texans	10	13	3	3	0	29

Scoring Plays

Team	Qtr	Time	Play Description (Extra Point) (Drive Info)	Visitor	Home
Texans	1	8:12	K.Fairbairn 35 yd. Field Goal (13-63, 6:48)	0	3
Texans	1	0:38	J.Thomas 11 yd. pass from D.Watson (K.Fairbairn kick) (10-82, 5:38)	0	10
Texans	2	7:26	Z.Cunningham 38 yd. interception return (K.Fairbairn kick)	0	17
Texans	2	3:19	K.Fairbairn 42 yd. Field Goal (7-27, 3:18)	0	20
Texans	2	0:01	K.Fairbairn 48 yd. Field Goal (10-50, 1:43)	0	23
Browns	3	9:39	N.Chubb 2 yd. run (G.Joseph kick) (9-75, 5:21)	7	23
Texans	3	5:26	K.Fairbairn 53 yd. Field Goal (9-40, 4:13)	7	26
Texans	4	5:46	K.Fairbairn 38 yd. Field Goal (8-44, 3:59)	7	29
Browns	4	2:58	R.Higgins 17 yd. pass from B.Mayfield (pass failed) (9-75, 2:48)	13	29

Texans vs. Browns

National Football League Game Summary

NFL Copyright © 2018 by The National Football League. All rights reserved. This summary and play-by-play is for the express purpose of assisting media in their coverage of the game; any other use of this material is prohibited without the written permission of the National Football League.

Updated: 12/3/2018

Paid Attendance: 71,741

Time: 3:02

12/2/2018 at NRG Stadium

Cleveland Browns									Houston Texans												
RUSHING			ATT	YDS	AVG	LG	TD		RUSHING			ATT	YDS	AVG	LG	TD					
N.Chubb			9	31	3.4	11	1		L.Miller			19	103	5.4	32	0					
									A.Blue			13	54	4.2	17	0					
									D.Watson			7	30	4.3	11	0					
Total			9	31	3.4	11	1		Total			39	187	4.8	32	0					
PASSING			ATT	CMP	YDS	SK/YD	TD	LG	IN	RT	PASSING			ATT	CMP	YDS	SK/YD	TD	LG	IN	RT
B.Mayfield			43	29	397	0/0	1	71	3	75.4	D.Watson			31	22	224	4/27	1	29	0	102.1
Total			43	29	397	0/0	1	71	3	75.4	Total			31	22	224	4/27	1	29	0	102.1
PASS RECEIVING			TAR	REC	YDS	AVG	LG	TD	PASS RECEIVING			TAR	REC	YDS	AVG	LG	TD				
J.Landry			9	6	103	17.2	28	0	D.Hopkins			12	7	91	13.0	29	0				
R.Higgins			4	4	62	15.5	21	1	D.Carter			6	6	32	5.3	11	0				
D.Hilliard			4	4	40	10.0	23	0	De.Thomas			5	3	32	10.7	15	0				
A.Callaway			6	3	84	28.0	71	0	J.Thomas			3	3	32	10.7	15	1				
N.Chubb			3	3	41	13.7	24	0	J.Akins			1	1	13	13.0	13	0				
D.Njoku			6	3	8	2.7	9	0	L.Miller			1	1	12	12.0	12	0				
B.Perriman			2	2	26	13.0	19	0	R.Griffin			1	1	12	12.0	12	0				
D.Johnson			3	2	12	6.0	7	0													
S.DeValve			2	1	19	19.0	19	0													
D.Ratley			1	1	2	2.0	2	0													
Total			40	29	397	13.7	71	1	Total			29	22	224	10.2	29	1				
INTERCEPTIONS			NO	YDS	AVG	LG	TD	INTERCEPTIONS			NO	YDS	AVG	LG	TD						
								Z.Cunningham			1	38	38.0	38	1						
								J.Joseph			1	18	18.0	18	0						
								A.Hal			1	0	0.0	0	0						
Total			0	0	0	0	0	Total			3	56	18.7	38	1						
PUNTING			NO	YDS	AVG	NET	TB	IN20	LG	PUNTING			NO	YDS	AVG	NET	TB	IN20	LG		
B.Colquitt			2	91	45.5	35.5	1	0	51	T.Daniel			3	114	38.0	38.0	0	3	52		
Total			2	91	45.5	35.5	1	0	51	Total			3	114	38.0	38.0	0	3	52		
PUNT RETURNS			NO	YDS	AVG	FC	LG	TD	PUNT RETURNS			NO	YDS	AVG	FC	LG	TD				
J.Peppers			0	0	0.0	2	0	0	D.Carter			1	0	0.0	0	0	0				
[DOWNED]			1	0	0.0	0	0	0	[TOUCHBACK]			1	0	0.0	0	0	0				
Total			0	0	0.0	2	0	0	Total			1	0	0.0	0	0	0				
KICKOFF RETURNS			NO	YDS	AVG	FC	LG	TD	KICKOFF RETURNS			NO	YDS	AVG	FC	LG	TD				
D.Hilliard			3	68	22.7	0	26	0	D.Carter			1	23	23.0	0	23	0				
J.Peppers			1	27	27.0	0	27	0	[TOUCHBACK]			1	0	0.0	0	0	0				
O.Charles			1	12	12.0	0	12	0													
[TOUCHBACK]			3	0	0.0	0	0	0													
Total			5	107	21.4	0	27	0	Total			1	23	23.0							

FUMBLES	FUM	LOST	OWN-REC	YDS	TD	FORCED	OPP-REC	YDS	TD	OUT-BDS
A.Callaway	1	1	0	0	0	0	0	0	0	0
B.Boddy-Calhoun	0	0	0	0	0	1	0	0	0	0
T.Vallejo	0	0	0	0	0	1	0	0	0	0
Total	1	1	0	0	0	2	0	0	0	0

[illegible]

Final Individual Statistics

Total	2	0	1	0	0	1	1	9	0	1
-------	---	---	---	---	---	---	---	---	---	---

Final Team Statistics

	Visitor Browns	Home Texans
TOTAL FIRST DOWNS	20	25
By Rushing	3	11
By Passing	15	12
By Penalty	2	2
THIRD DOWN EFFICIENCY	2-8-25%	8-16-50%
FOURTH DOWN EFFICIENCY	0-2-0%	0-0-0%
TOTAL NET YARDS	428	384
Total Offensive Plays (inc. times thrown passing)	52	74
Average gain per offensive play	8.2	5.2
NET YARDS RUSHING	31	187
Total Rushing Plays	9	39
Average gain per rushing play	3.4	4.8
Tackles for a loss-number and yards	3-3	3-11
NET YARDS PASSING	397	197
Times thrown - yards lost attempting to pass	0-0	4-27
Gross yards passing	397	224
PASS ATTEMPTS-COMPLETIONS-HAD INTERCEPTED	43-29-3	31-22-0
Avg gain per pass play (inc.# thrown passing)	9.2	5.6
KICKOFFS Number-In End Zone-Touchbacks	3-2-1	8-5-3
PUNTS Number and Average	2-45.5	3-38.0
Had Blocked	0	0
FGs - PATs Had Blocked	0-0	0-0
Net Punting Average	35.5	38.0
TOTAL RETURN YARDAGE (Not Including Kickoffs)	0	56
No. and Yards Punt Returns	0-0	1-0
No. and Yards Kickoff Returns	5-107	1-23
No. and Yards Interception Returns	0-0	3-56
PENALTIES Number and Yards	6-45	5-77
FUMBLES Number and Lost	1-1	2-0
TOUCHDOWNS	2	2
Rushing	1	0
Passing	1	1
Interceptions	0	1
EXTRA POINTS Made-Attempts	1-2	2-2
Kicking Made-Attempts	1-1	2-2
Passing Made-Attempts	0-1	0-0
FIELD GOALS Made-Attempts	0-0	5-5
RED ZONE EFFICIENCY	2-2-100%	1-2-50%
GOAL TO GO EFFICIENCY	1-1-100%	0-0-0%
SAFETIES	0	0
FINAL SCORE	13	29
TIME OF POSSESSION	22:25	37:35

Ball Possession And Drive Chart

Cleveland Browns

#	Time Recd	Time Lost	Time Poss	How Ball Obtained	Drive Began	# Play	Yds Gain	Yds Pen	Net Yds	1st Down	Last Scrm	How Given Up
1	8:12	6:16	1:56	Kickoff	CLV 27	3	5	0	5	0	CLV 32	Punt
2	0:38	13:18	2:20	Kickoff	CLV 25	5	24	0	24	1	CLV 49	Punt
3	9:02	7:26	1:36	Punt	CLV 11	4	12	5	17	2	CLV 28	Interception
4	7:26	6:37	0:49	Kickoff	CLV 20	1	0	37	37	1	HST 43	Interception
5	3:19	1:44	1:35	Kickoff	CLV 29	5	33	0	33	2	HST 38	Interception
6	0:01	0:00	0:01	Kickoff		0	0	0	0	0		End of Half
7	15:00	9:39	5:21	Kickoff	CLV 25	9	85	-10	75	5	* HST 2	Touchdown
8	5:26	3:35	1:51	Kickoff	CLV 25	3	79	-10	69	0	CLV 23	Fumble
9	12:16	9:45	2:31	Punt	CLV 6	6	58	0	58	2	HST 36	Downs
10	5:46	2:58	2:48	Kickoff	CLV 25	9	75	0	75	5	* HST 17	Touchdown
11	1:45	0:08	1:37	Punt	CLV 6	7	57	0	57	2	HST 39	Downs

(199) Average CLV 20

Houston Texans

#	Time Recd	Time Lost	Time Poss	How Ball Obtained	Drive Began	# Play	Yds Gain	Yds Pen	Net Yds	1st Down	Last Scrm	How Given Up
1	15:00	8:12	6:48	Kickoff	HST 21	13	63	0	63	4	* CLV 16	Field Goal
2	6:16	0:38	5:38	Punt	HST 18	10	82	0	82	5	* CLV 11	Touchdown
3	13:18	9:02	4:16	Punt	HST 20	8	40	0	40	2	CLV 40	Punt
4	6:37	3:19	3:18	Interception	HST 49	7	27	0	27	2	CLV 24	Field Goal
5	1:44	0:01	1:43	Interception	HST 20	10	50	0	50	3	CLV 30	Field Goal
6	9:39	5:26	4:13	Kickoff	HST 25	9	30	10	40	4	CLV 35	Field Goal
7	3:35	12:16	6:19	Fumble	HST 7	10	40	-5	35	3	HST 42	Punt
8	9:45	5:46	3:59	Downs	HST 36	8	44	0	44	2	CLV 20	Field Goal
9	2:58	1:45	1:13	Kickoff	CLV 38	3	9	-10	-1	0	CLV 39	Punt
10	0:08	0:00	0:08	Downs	HST 37	1	-1	0	-1	0	HST 37	End of Game

(295) Average HST 30

* inside opponent's 20

Time of Possession by Quarter

Visitor	Home	1st	2nd	3rd	4th	OT	Total
Cleveland Browns	Houston Texans	2:34	5:43	7:12	6:56		22:25
		12:26	9:17	7:48	8:04		37:35

Kickoff Drive No.-Start Average

Browns: 7 - CLV 25 Texans: 2 - HST 23

Cleveland Browns vs Houston Texans
12/2/2018 at NRG Stadium

Final Defensive Statistics

Cleveland Browns		Regular Defensive Plays											Special Teams					Misc			
	TKL	AST	COMB	SK	/ YDS	TFL	Q	IN	PD	FF	FR		TKL	AST	FF	FR	BL	TKL	AST	FF	FR
J.Schobert	2	9	11	0.5	2	0	1	0	0	0	0		0	0	0	0	0	0	0	0	0
D.Randall	7	1	8	0	0	0	0	0	0	0	0		0	0	0	0	0	0	0	0	0
T.Carrie	6	2	8	0	0	0	0	0	1	0	0		0	0	0	0	0	0	0	0	0
J.Peppers	3	5	8	0	0	0	1	0	0	0	0		0	0	0	0	0	0	0	0	0
T.Coley	1	6	7	0	0	0	0	0	0	0	0		0	0	0	0	0	0	0	0	0
E.Ogbah	4	2	6	1	3	1	1	0	0	0	0		0	0	0	0	0	0	0	0	0
P.Gaines	4	2	6	0	0	0	0	0	0	0	0		1	0	0	0	0	0	0	0	0
D.Kindred	2	3	5	0	0	0	0	0	0	0	0		0	0	0	0	0	0	0	0	0
J.Collins Sr.	2	2	4	0	0	1	1	0	0	0	0		0	0	0	0	0	0	0	0	0
T.Vallejo	2	2	4	0	0	0	0	0	0	0	0		1	0	1	0	0	0	0	0	0
B.Price	2	2	4	0	0	0	0	0	0	0	0		0	0	0	0	0	0	0	0	0
M.Garrett	2	1	3	1.5	9	1	2	0	0	0	0		0	0	0	0	0	0	0	0	0
G.Avery	1	2	3	1	13	1	1	0	0	0	0		0	0	0	0	0	0	0	0	0
C.Smith	2	0	2	0	0	0	0	0	1	0	0		0	0	0	0	0	0	0	0	0
B.Boddy-Calhoun	2	0	2	0	0	0	0	0	0	1	0		0	0	0	0	0	0	0	0	0
D.Ward	1	1	2	0	0	1	0	0	0	0	0		0	0	0	0	0	0	0	0	0
A.Zettel	0	2	2	0	0	0	0	0	0	0	0		0	0	0	0	0	0	0	0	0
T.Thomas	0	0	0	0	0	0	0	0	0	0	0		1	0	0	0	0	0	0	0	0
J.Bitonio	0	0	0	0	0	0	0	0	0	0	0		0	0	0	0	0	1	0	0	0
B.Perriman	0	0	0	0	0	0	0	0	0	0	0		0	0	0	0	0	1	0	0	0
Total	43	42	85	4	27	5	7	0	2	1	0		3	0	1	0	0	2	0	0	0

TKL = Tackle AST = Assist COMB = Combined QH=QB Hit IN = Interception PD = Pass Defense FF = Forced Fumble FR = Fumble Recovery

Houston Texans		Regular Defensive Plays											Special Teams					Misc			
	TKL	AST	COMB	SK	/ YDS	TFL	QH	IN	PD	FF	FR		TKL	AST	FF	FR	BL	TKL	AST	FF	FR
T.Mathieu	5	1	6	0	0	0	0	0	1	0	0		0	0	0	0	0	0	0	0	0
A.Colvin	5	1	6	0	0	0	0	0	0	0	1		0	0	0	0	0	0	0	0	0
K.Jackson	4	0	4	0	0	0	0	0	0	0	0		0	0	0	0	0	0	0	0	0
J.Reid	3	1	4	0	0	0	0	0	2	1	0		0	0	0	0	0	0	0	0	0
B.McKinney	2	2	4	0	0	0	0	0	0	0	0		0	0	0	0	0	0	0	0	0
S.Wright	2	1	3	0	0	1	0	0	0	0	0		0	0	0	0	0	0	0	0	0
A.Hal	2	0	2	0	0	0	0	1	1	0	0		0	1	0	0	0	0	0	0	0
Z.Cunningham	1	1	2	0	0	0	0	1	2	0	0		0	0	0	0	0	0	0	0	0
W.Mercilus	1	1	2	0	0	0	0	0	0	0	0		0	0	0	0	0	0	0	0	0
J.Watt	1	0	1	0	0	1	1	0	1	0	0		0	0	0	0	0	0	0	0	0
J.Joseph	1	0	1	0	0	0	0	1	1	0	0		0	0	0	0	0	0	0	0	0
D.Reader	1	0	1	0	0	1	0	0	0	0	0		0	0	0	0	0	0	0	0	0
A.Blackson	1	0	1	0	0	0	0	0	0	0	0		0	0	0	0	0	0	0	0	0
J.Clowney	1	0	1	0	0	0	0	0	0	0	0		0	0	0	0	0	0	0	0	0
D.Cole	1	0	1	0	0	0	0	0	0	0	0		0	0	0	0	0	0	0	0	0
B.Peters	1	0	1	0	0	0	0	0	0	0	0		0	0	0	0	0	0	0	0	0
B.Dunn	0	1	1	0	0	0	0	0	0	0	0		0	0	0	0	0	0	0	0	0
S.Coates	0	0	0	0	0	0	0	0	0	0	0		1	2	0	0	0	0	0	0	0
J.Bademosi	0	0	0	0	0	0	0	0	0	0	0		1	0	0	0	0	0	0	0	0
M.Tyson	0	0	0	0	0	0	0	0	0	0	0		1	0	0	0	0	0	0	0	0
A.Moore	0	0	0	0	0	0	0	0	0	0	0		0	1	0	0	0	0	0	0	0
P.Kalambayi	0	0	0	0	0	0	0	0	0	0	0		0	1	0	0	0	0	0	0	0
G.Howell	0	0	0	0	0	0	0	0	0	0	0		0	0	0	1	0	0	0	0	0
Total	32	9	41	0	0	3	1	3	8	1	1		3	5	0	1	0	0	0	0	0

12/2/2018 at NRG Stadium

[illegible]

Play By Play

First Quarter

12/2/2018

CLV wins the coin toss and elects to defer. HST elects to Receive, and CLV elects to defend the north goal.

G.Joseph kicks 67 yards from CLV 35 to HST -2. D.Carter to HST 21 for 23 yards (T.Thomas).

Houston Texans at 15:00, (1st play from scrimmage 14:54)

1-10-HST 21	(14:54) L.Miller right end pushed ob at HST 27 for 6 yards (E.Ogbah).	
2-4-HST 27	(14:28) (Shotgun) D.Watson pass short middle to De.Thomas to HST 42 for 15 yards (J.Peppers).	P1
1-10-HST 42	(14:00) (Shotgun) L.Miller up the middle to HST 48 for 6 yards (T.Carrie).	
2-4-HST 48	(13:40) L.Miller left tackle to CLV 37 for 15 yards (D.Randall).	R2
1-10-CLV 37	(13:15) A.Blue left tackle to CLV 28 for 9 yards (J.Collins Sr.).	
2-1-CLV 28	(12:41) (Shotgun) A.Blue up the middle to CLV 26 for 2 yards (J.Schobert; J.Peppers).	R3
1-10-CLV 26	(12:04) (Shotgun) D.Watson sacked at CLV 33 for -7 yards (M.Garrett).	
2-17-CLV 33	(11:23) (Shotgun) D.Watson pass short left to D.Hopkins to CLV 31 for 2 yards (B.Boddy-Calhoun).	
3-15-CLV 31	(10:44) (Shotgun) D.Watson pass short right to D.Hopkins ran ob at CLV 14 for 17 yards.	P4
1-10-CLV 14	(10:23) L.Miller right tackle to CLV 21 for -7 yards (E.Ogbah; G.Avery).	
2-17-CLV 21	(9:42) (Shotgun) D.Watson sacked at CLV 24 for -3 yards (E.Ogbah).	
3-20-CLV 24	(8:58) (Shotgun) D.Watson pass short left to De.Thomas to CLV 16 for 8 yards (T.Carrie).	
4-12-CLV 16	(8:15) K.Fairbairn 35 yard field goal is GOOD, Center-J.Weeks, Holder-T.Daniel.	
	<i>Penalty on CLV-D.Kindred, Running Into the Kicker, declined.</i>	

CLV 0 HST 3, 13 plays, 63 yards, 6:48 drive, 6:48 elapsed

K.Fairbairn kicks 65 yards from HST 35 to CLV 0. J.Peppers to CLV 27 for 27 yards (S.Coates; A.Hal).

Cleveland Browns at 8:12, (1st play from scrimmage 8:02)

1-10-CLV 27	(8:02) N.Chubb right guard to CLV 33 for 6 yards (T.Mathieu, Z.Cunningham).	
2-4-CLV 33	(7:25) (Shotgun) N.Chubb left end to CLV 32 for -1 yards (W.Mercilus; B.McKinney).	
3-5-CLV 32	(6:41) (Shotgun) B.Mayfield pass incomplete short right to A.Callaway (Z.Cunningham).	
4-5-CLV 32	(6:38) B.Colquitt punts 40 yards to HST 28, Center-C.Hughlett. D.Carter to CLV 24 for 48 yards (T.Vallejo). FUMBLES (T.Vallejo), recovered by HST-G.Howell at CLV 11. G.Howell to CLV 4 for 7 yards (P.Gaines). <i>PENALTY on HST-J.Bademosi, Offensive Holding, 10 yards, enforced at HST 28.</i>	

Houston Texans at 6:16

1-10-HST 18	(6:16) L.Miller right guard to HST 19 for 1 yard (J.Collins Sr.; B.Price).	
2-9-HST 19	(5:43) (Shotgun) D.Watson pass short left to J.Thomas to HST 34 for 15 yards (C.Smith).	P5
1-10-HST 34	(5:14) L.Miller right tackle to HST 35 for 1 yard (B.Price).	
2-9-HST 35	(4:32) L.Miller up the middle to HST 32 for -3 yards (D.Ward).	
3-12-HST 32	(3:58) (Shotgun) D.Watson pass short middle to L.Miller to HST 44 for 12 yards (D.Kindred; J.Collins Sr.).	P6
1-10-HST 44	(3:17) L.Miller up the middle to CLV 41 for 15 yards (D.Randall).	R7
1-10-CLV 41	(2:41) D.Watson scrambles up the middle to CLV 38 for 3 yards (D.Kindred).	
2-7-CLV 38	(1:56) (Shotgun) D.Watson pass deep left to D.Hopkins to CLV 14 for 24 yards (T.Carrie).	P8
1-10-CLV 14	(1:17) A.Blue right tackle to CLV 11 for 3 yards (B.Price, A.Zettel).	
2-7-CLV 11	(:44) D.Watson pass short right to J.Thomas for 11 yards, TOUCHDOWN.	P9
	K.Fairbairn extra point is GOOD, Center-J.Weeks, Holder-T.Daniel.	

CLV 0 HST 10, 10 plays, 82 yards, 5:38 drive, 14:22 elapsed

K.Fairbairn kicks 65 yards from HST 35 to end zone, Touchback.

Cleveland Browns at 0:38

1-10-CLV 25	(:38) (Shotgun) B.Mayfield pass short left to A.Callaway to CLV 31 for 6 yards (J.Reid).	
2-4-CLV 31	(:02) (Shotgun) B.Mayfield pass short left to J.Landry to CLV 47 for 16 yards (S.Wright; T.Mathieu).	P1

END OF QUARTER

	Score	Time Poss	First Downs				Efficiencies	
			R	P	X	T	3 Down	4 Down
Cleveland Browns	0	2:34	0	1	0	1	0/1	0/0
Houston Texans	10	12:26	3	6	0	9	2/3	0/0

Play By Play

Second Quarter

12/2/2018

Cleveland Browns continued.

- 1-10-CLV 47 (15:00) (Shotgun) B.Mayfield pass short right to J.Landry pushed ob at HST 46 for 7 yards (J.Joseph).
- 2-3-HST 46 (14:24) B.Mayfield pass short right to D.Njoku to CLV 49 for -5 yards (D.Reader).
- 3-8-CLV 49 (13:33) (Shotgun) B.Mayfield pass incomplete deep right to D.Johnson.
- 4-8-CLV 49 (13:27) B.Colquitt punts 51 yards to end zone, Center-C.Hughlett, Touchback.

Houston Texans at 13:18

- 1-10-HST 20 (13:18) (Shotgun) A.Blue up the middle to HST 21 for 1 yard (E.Ogbah).
- 2-9-HST 21 (12:46) (Shotgun) D.Watson pass short right to D.Carter to HST 32 for 11 yards (E.Ogbah). P10
- 1-10-HST 32 (12:13) (Shotgun) A.Blue left guard to HST 37 for 5 yards (T.Coley; J.Schobert).
- 2-5-HST 37 (11:43) (Shotgun) D.Watson pass short right to D.Carter to HST 41 for 4 yards (J.Peppers).
- 3-1-HST 41 (11:03) D.Watson pass short left to R.Griffin to CLV 47 for 12 yards (D.Randall). P11
- 1-10-CLV 47 (10:30) (Shotgun) D.Watson pass incomplete deep left to D.Hopkins.
- 2-10-CLV 47 (10:23) (Shotgun) D.Watson pass short right to D.Carter to CLV 45 for 2 yards (T.Vallejo).
- 3-8-CLV 45 (9:47) (Shotgun) D.Watson scrambles right end to CLV 40 for 5 yards (J.Peppers; J.Schobert).
- 4-3-CLV 40 (9:10) T.Daniel punts 29 yards to CLV 11, Center-J.Weeks, fair catch by J.Peppers.

Cleveland Browns at 9:02

- 1-10-CLV 11 (9:02) N.Chubb left end to CLV 19 for 8 yards (A.Blackson, J.Reid).
- 2-2-CLV 19 (8:24) N.Chubb right tackle to CLV 23 for 4 yards (W.Mercilus). R2
- 1-10-CLV 23 (7:45) (Shotgun) B.Mayfield pass incomplete short left to J.Landry (J.Watt).
- 2-10-CLV 23 (7:42) (Shotgun) B.Mayfield pass incomplete short right to D.Njoku (T.Mathieu) [B.McKinney].
- PENALTY on HST-T.Mathieu, Defensive Holding, 5 yards, enforced at CLV 23 - No Play.* X3
- 1-10-CLV 28 (7:36) (Shotgun) B.Mayfield pass short middle intended for A.Callaway INTERCEPTED by Z.Cunningham at CLV 38. Z.Cunningham pushed ob at CLV 1 for 37 yards (B.Mayfield). Penalty on CLV-78-G.Robinson, Offensive Holding, declined.
- The Replay Official reviewed the runner was out of bounds ruling, and the play was REVERSED.**
- (Shotgun) B.Mayfield pass short middle intended for A.Callaway INTERCEPTED by Z.Cunningham at CLV 38. Z.Cunningham for 38 yards, TOUCHDOWN.**
- Penalty on CLV-G.Robinson, Offensive Holding, declined.*

Houston Texans at 7:26

K.Fairbairn extra point is GOOD, Center-J.Weeks, Holder-T.Daniel.

CLV 0 HST 17, 0 plays, 38 yards, 0:00 drive , 7:34 elapsed

K.Fairbairn kicks 63 yards from HST 35 to CLV 2. D.Hilliard to CLV 20 for 18 yards (J.Bademosi, A.Moore).

Cleveland Browns at 7:26, (1st play from scrimmage 7:21)

- 1-10-CLV 20 (7:21) B.Mayfield pass incomplete deep right to A.Callaway.
- PENALTY on HST-K.Jackson, Defensive Pass Interference, 47 yards, enforced at CLV 20 - No Play.* X4
- 1-10-HST 33 (7:13) (Shotgun) N.Chubb up the middle to HST 30 for 3 yards (J.Watt).
- PENALTY on CLV-D.Njoku, Offensive Holding, 10 yards, enforced at HST 33 - No Play.*
- 1-20-HST 43 (6:47) B.Mayfield pass short right intended for A.Callaway INTERCEPTED by J.Joseph at HST 31. J.Joseph pushed ob at HST 49 for 18 yards (J.Bitonio).

Houston Texans at 6:37

- 1-10-HST 49 (6:37) L.Miller left end ran ob at CLV 42 for 9 yards (T.Carrie).
- 2-1-CLV 42 (5:58) L.Miller right end to CLV 41 for 1 yard (D.Ward; J.Schobert). R12
- 1-10-CLV 41 (5:15) (Shotgun) D.Watson pass short left to J.Akins pushed ob at CLV 28 for 13 yards (T.Carrie; D.Kindred). P13
- 1-10-CLV 28 (4:41) L.Miller right guard to CLV 25 for 3 yards (J.Schobert).
- 2-7-CLV 25 (4:08) (Shotgun) D.Watson pass incomplete deep left to De.Thomas. HST-J.Davenport was injured during the play. His return is Probable.
- 3-7-CLV 25 (4:03) (Shotgun) D.Watson pass short right to D.Hopkins pushed ob at CLV 24 for 1 yard (T.Carrie).
- 4-6-CLV 24 (3:24) **K.Fairbairn 42 yard field goal is GOOD, Center-J.Weeks, Holder-T.Daniel.**

CLV 0 HST 20, 7 plays, 27 yards, 3:18 drive, 11:41 elapsed

K.Fairbairn kicks 60 yards from HST 35 to CLV 5. D.Hilliard to CLV 29 for 24 yards (S.Coates).

Cleveland Browns at 3:19, (1st play from scrimmage 3:12)

- 1-10-CLV 29 (3:12) (Shotgun) N.Chubb right end pushed ob at CLV 40 for 11 yards (B.McKinney). HST-J.Joseph was injured during the play. He is Out. R5
- 1-10-CLV 40 (2:49) (Shotgun) B.Mayfield pass deep right to J.Landry to HST 38 for 22 yards (A.Hal). P6
- 1-10-HST 38 (2:04) (Shotgun) B.Mayfield pass incomplete short right.

Two-Minute Warning

Cleveland Browns vs Houston Texans at NRG Stadium

- 2-10-HST 38(1:57) (Shotgun) B.Mayfield pass short middle to S.DeValve to HST 23 for 15 yards (J.Reid). FUMBLES (J.Reid), RECOVERED by HST-A.Hal at HST 22. A.Hal to HST 25 for 3 yards (D.Johnson).
The Replay Official reviewed the pass completion ruling, and the play was REVERSED.
(Shotgun) B.Mayfield pass incomplete short middle to S.DeValve (J.Reid).
- 3-10-HST 38(1:52) (Shotgun) B.Mayfield pass deep right intended for D.Njoku INTERCEPTED by A.Hal at HST 0. Touchback.

Houston Texans at 1:44

- 1-10-HST 20(1:44) (Shotgun) L.Miller up the middle to HST 19 for -1 yards (J.Collins Sr.).
Timeout #1 by CLV at 01:38.
- 2-11-HST 19(1:38) (Shotgun) D.Watson pass deep middle to D.Hopkins to HST 48 for 29 yards (D.Randall).P14
- 1-10-HST 48(1:09) (Shotgun) D.Watson scrambles up the middle pushed ob at CLV 41 for 11 yards (P.Gaines).R15
- 1-10-CLV 41(1:01) (Shotgun) D.Watson pass short right to De.Thomas pushed ob at CLV 32 for 9 yards (P.Gaines).
- 2-1-CLV 32(:56) (Shotgun) D.Watson sacked at CLV 36 for -4 yards (sack split by M.Garrett and J.Schobert).
Timeout #2 by CLV at 00:49.
- 3-5-CLV 36(:49) D.Watson pass short right to D.Hopkins to CLV 30 for 6 yards (T.Carrie).P16
Timeout #1 by HST at 00:23.
- 1-10-CLV 30(:23) (Shotgun) D.Watson pass incomplete short right [J.Collins Sr.].
- 2-10-CLV 30(:17) (Shotgun) D.Watson pass incomplete short left.
- 3-10-CLV 30(:09) (Shotgun) D.Watson pass incomplete short middle to D.Hopkins.
- 4-10-CLV 30(:05) K.Fairbairn 48 yard field goal is GOOD, Center-J.Weeks, Holder-T.Daniel.

CLV 0 HST 23, 10 plays, 50 yards, 1:43 drive, 14:59 elapsed

K.Fairbairn kicks 39 yards from HST 35 to CLV 26. O.Charles to CLV 38 for 12 yards (S.Coates; P.Kalambayi).

END OF QUARTER

	Score	Time Poss	First Downs				Efficiencies	
			R	P	X	T	3 Down	4 Down
Cleveland Browns	0	5:43	2	1	2	5	0/2	0/0
Houston Texans	23	9:17	2	5	0	7	2/5	0/0

Third Quarter

12/2/2018

Play By Play

CLV elects to Receive, and HST elects to defend the North goal.

K.Fairbairn kicks 66 yards from HST 35 to CLV -1. D.Hilliard to CLV 25 for 26 yards (M.Tyson).

Cleveland Browns at 15:00, (1st play from scrimmage 14:53)

1-10-CLV 25	(14:53) N.Chubb left guard to CLV 28 for 3 yards (B.McKinney; B.Dunn).	
2-7-CLV 28	(14:15) (Shotgun) B.Mayfield pass deep middle to R.Higgins to CLV 47 for 19 yards (T.Mathieu).	P7
1-10-CLV 47	(13:35) N.Chubb right end to CLV 46 for -1 yards (S.Wright).	
2-11-CLV 46	(12:56) (Shotgun) B.Mayfield pass short middle to N.Chubb to HST 46 for 8 yards (B.McKinney).	
3-3-HST 46	(12:10) (Shotgun) B.Mayfield pass short left to D.Njoku to HST 42 for 4 yards (K.Jackson, A.Colvin).	P8
1-10-HST 42	(11:31) (Shotgun) B.Mayfield pass short middle to D.Johnson pushed ob at HST 20 for 22 yards (T.Mathieu).	
	PENALTY on CLV-R.Higgins, Offensive Holding, 10 yards, enforced at HST 35.	
1-13-HST 45	(11:06) (Shotgun) B.Mayfield pass short right to N.Chubb to HST 21 for 24 yards (Z.Cunningham).	P9
	Timeout #1 by CLV at 10:12.	
1-10-HST 21	(10:12) (Shotgun) B.Mayfield pass short right to S.DeValve pushed ob at HST 2 for 19 yards (T.Mathieu).	P10
1-2-HST 2	(9:42) (Shotgun) N.Chubb up the middle for 2 yards, TOUCHDOWN.	R11
	G.Joseph extra point is GOOD, Center-C.Hughlett, Holder-B.Colquitt.	

CLV 7 HST 23, 9 plays, 75 yards, 5:21 drive, 5:21 elapsed

G.Joseph kicks 65 yards from CLV 35 to end zone, Touchback.

Houston Texans at 9:39

1-10-HST 25	(9:39) L.Miller right guard to HST 28 for 3 yards (J.Schobert; T.Vallejo).	
2-7-HST 28	(9:08) (Shotgun) D.Watson pass incomplete short left to D.Hopkins (T.Carrie) [J.Peppers].	
3-7-HST 28	(9:03) (Shotgun) D.Watson scrambles left end to HST 36 for 8 yards (P.Gaines).	R17
	PENALTY on CLV-T.Carrie, Defensive Holding, 5 yards, enforced at HST 36.	X18
1-10-HST 41	(8:33) (Shotgun) D.Watson sacked at HST 33 for -8 yards (B.Boddy-Calhoun).	
	PENALTY on CLV-T.Carrie, Defensive Holding, 5 yards, enforced at HST 41 - No Play.	X19
1-10-HST 46	(8:07) (Shotgun) L.Miller left end pushed ob at CLV 45 for 9 yards (D.Randall).	
2-1-CLV 45	(7:34) (Shotgun) L.Miller left guard to CLV 42 for 3 yards (J.Peppers; J.Schobert).	R20
1-10-CLV 42	(6:55) (Shotgun) L.Miller left guard to CLV 41 for 1 yard (G.Avery; T.Coley).	
2-9-CLV 41	(6:14) (Shotgun) D.Watson pass short middle to J.Thomas to CLV 35 for 6 yards (D.Randall, P.Gaines).	
3-3-CLV 35	(5:36) (Shotgun) D.Watson pass incomplete short left to D.Hopkins.	
4-3-CLV 35	(5:31) K.Fairbairn 53 yard field goal is GOOD, Center-J.Weeks, Holder-T.Daniel.	

CLV 7 HST 26, 9 plays, 40 yards, 2 penalties, 4:13 drive, 9:34 elapsed

K.Fairbairn kicks 65 yards from HST 35 to end zone, Touchback.

Cleveland Browns at 5:26

1-10-CLV 25	(5:26) N.Chubb up the middle to CLV 24 for -1 yards (J.Watt).	
2-11-CLV 24	(4:47) (Shotgun) B.Mayfield pass deep right to A.Callaway for 76 yards, TOUCHDOWN NULLIFIED by Penalty.	
	PENALTY on CLV-G.Robinson, Offensive Holding, 10 yards, enforced at CLV 24 - No Play.	
2-21-CLV 14	(4:37) (Shotgun) B.Mayfield pass short right to N.Chubb to CLV 23 for 9 yards (S.Wright).	
3-12-CLV 23	(3:55) (Shotgun) B.Mayfield pass deep middle to A.Callaway to HST 6 for 71 yards (J.Reid). FUMBLES (J.Reid), RECOVERED by HST-A.Colvin at HST -2. A.Colvin to HST -2 for no gain. Handoff to T.Mathieu to HST 7 for 9 yards (B.Perriman).	

Houston Texans at 3:35

1-10-HST 7	(3:35) A.Blue right tackle to HST 8 for 1 yard (T.Vallejo).	
2-9-HST 8	(2:57) (Shotgun) D.Watson pass short middle to D.Carter to HST 16 for 8 yards (P.Gaines).	
3-1-HST 16	(2:15) (Shotgun) D.Watson right guard to HST 18 for 2 yards (B.Price; J.Schobert).	R21
1-10-HST 18	(1:39) (Shotgun) A.Blue up the middle to HST 35 for 17 yards (D.Kindred).	R22
1-10-HST 35	(1:09) PENALTY on HST-S.Kelemete, False Start, 5 yards, enforced at HST 35 - No Play.	
1-15-HST 30	(:50) (Shotgun) D.Watson pass incomplete short right to D.Hopkins (C.Smith).	
2-15-HST 30	(:45) D.Watson pass short right to D.Carter to HST 37 for 7 yards (T.Coley; D.Kindred).	

END OF QUARTER

	Score	Time Poss	First Downs				Efficiencies	
			R	P	X	T	3 Down	4 Down
Cleveland Browns	7	7:12	1	4	0	5	1/2	0/0
Houston Texans	26	7:48	4	0	2	6	2/3	0/0

Fourth Quarter

12/2/2018

Play By Play

Houston Texans continued.

3-8-HST 37	(15:00) (Shotgun) D.Watson pass short right to D.Hopkins to HST 49 for 12 yards (T.Carrie; J.Peppers).	P23
<u>1-10-HST 49</u>	(14:26) A.Blue left tackle to CLV 49 for 2 yards (T.Coley; A.Zettel).	
2-8-CLV 49	(13:43) A.Blue right guard to CLV 45 for 4 yards (J.Schobert; T.Coley).	
3-4-CLV 45	(13:01) (Shotgun) D.Watson sacked at HST 42 for -13 yards (G.Avery).	
4-17-HST 42	(12:27) T.Daniel punts 52 yards to CLV 6, Center-J.Weeks, downed by HST-G.Howell.	

Cleveland Browns at 12:16

1-10-CLV 6	(12:16) (Shotgun) B.Mayfield pass deep left to J.Landry to CLV 31 for 25 yards (J.Reid).	P12
<u>1-10-CLV 31</u>	(11:36) (Shotgun) B.Mayfield pass deep right to J.Landry ran ob at HST 41 for 28 yards.	P13
<u>1-10-HST 41</u>	(10:57) (Shotgun) B.Mayfield pass incomplete short right to D.Njoku.	
2-10-HST 41	(10:48) (Shotgun) B.Mayfield pass short right to D.Johnson to HST 36 for 5 yards (T.Mathieu).	
3-5-HST 36	(10:00) (Shotgun) B.Mayfield pass incomplete deep left to J.Landry.	
4-5-HST 36	(9:50) (Shotgun) B.Mayfield pass incomplete deep middle to D.Njoku (T.Mathieu).	

Houston Texans at 9:45

1-10-HST 36	(9:45) L.Miller left end to HST 42 for 6 yards (D.Randall; P.Gaines).	
2-4-HST 42	(9:03) L.Miller right guard to HST 45 for 3 yards (J.Schobert).	
3-1-HST 45	(8:18) (Shotgun) D.Watson scrambles up the middle to HST 47 for 2 yards (C.Smith, E.Ogbah).	R24
<u>1-10-HST 47</u>	(7:33) L.Miller left tackle pushed ob at CLV 21 for 32 yards (D.Randall).	R25
<u>1-10-CLV 21</u>	(6:56) (Shotgun) A.Blue right tackle to CLV 20 for 1 yard (J.Peppers).	
2-9-CLV 20	(6:14) (Shotgun) D.Watson pass incomplete deep left to De.Thomas.	
3-9-CLV 20	(6:08) (Shotgun) D.Watson pass short left to D.Carter to CLV 20 for no gain (B.Boddy-Calhoun). FUMBLES (B.Boddy-Calhoun), ball out of bounds at CLV 20. Timeout #2 by CLV at 05:50.	
4-9-CLV 20	(5:50) K.Fairbairn 38 yard field goal is GOOD, Center-J.Weeks, Holder-T.Daniel.	

CLV 7 HST 29, 8 plays, 44 yards, 3:59 drive, 9:14 elapsed

K.Fairbairn kicks 65 yards from HST 35 to end zone, Touchback.

Cleveland Browns at 5:46

1-10-CLV 25	(5:46) (Shotgun) B.Mayfield pass incomplete deep left to J.Landry (J.Reid).	
2-10-CLV 25	(5:37) (Shotgun) B.Mayfield pass short right to D.Njoku ran ob at CLV 34 for 9 yards (K.Jackson).	
3-1-CLV 34	(5:03) (Shotgun) B.Mayfield pass short right to R.Higgins to CLV 39 for 5 yards (A.Colvin).	P14
<u>1-10-CLV 39</u>	(4:38) (Shotgun) B.Mayfield pass short middle to J.Landry pushed ob at CLV 44 for 5 yards (A.Colvin).	
2-5-CLV 44	(4:10) (Shotgun) B.Mayfield pass short left to A.Callaway pushed ob at HST 49 for 7 yards (K.Jackson).	P15
<u>1-10-HST 49</u>	(4:04) (Shotgun) B.Mayfield pass short left to D.Hilliard to HST 45 for 4 yards (J.Clowney).	
2-6-HST 45	(3:37) (Shotgun) B.Mayfield pass short right to B.Perriman pushed ob at HST 38 for 7 yards (K.Jackson) [J.Watt].	P16
<u>1-10-HST 38</u>	(3:32) (Shotgun) B.Mayfield pass deep left to R.Higgins to HST 17 for 21 yards (D.Cole).	P17
<u>1-10-HST 17</u>	(3:05) (Shotgun) B.Mayfield pass deep right to R.Higgins for 17 yards, TOUCHDOWN.	P18
TWO-POINT CONVERSION ATTEMPT. B.Mayfield pass to A.Callaway is complete. ATTEMPT FAILS. Tackle by #25		

CLV 13 HST 29, 9 plays, 75 yards, 2:48 drive, 12:02 elapsed

G.Joseph kicks onside 11 yards from CLV 35 to CLV 46. RECOVERED by CLV-D.Fells.

PENALTY on CLV-D.Fells, Offside on Free Kick, 5 yards, enforced at CLV 35 - No Play.

G.Joseph kicks onside 8 yards from CLV 30 to CLV 38. J.Reid (didn't try to advance) to CLV 38 for no gain.

Houston Texans at 2:58, (1st play from scrimmage 2:57)

1-10-CLV 38	(2:57) A.Blue left guard to CLV 36 for 2 yards (M.Garrett, T.Coley).	
Timeout #3 by CLV at 02:51.		
2-8-CLV 36	(2:51) A.Blue right tackle to CLV 34 for 2 yards (T.Coley).	
3-6-CLV 34	(2:07) A.Blue right tackle to CLV 29 for 5 yards (T.Vallejo; J.Peppers).	

Two-Minute Warning

4-1-CLV 29	(2:00) A.Blue left tackle for 29 yards, TOUCHDOWN NULLIFIED by Penalty. <i>PENALTY on HST-J.Davenport, Offensive Holding, 10 yards, enforced at CLV 29 - No Play.</i>	
4-11-CLV 39	(1:53) T.Daniel punts 33 yards to CLV 6, Center-J.Weeks, fair catch by J.Peppers.	

Cleveland Browns at 1:45

Cleveland Browns vs Houston Texans at NRG Stadium

1-10-CLV 6	(1:45) (Shotgun) B.Mayfield pass short middle to D.Hilliard to CLV 15 for 9 yards (A.Colvin).	
2-1-CLV 15	(1:21) (Shotgun) B.Mayfield pass deep middle to B.Perriman to CLV 34 for 19 yards (A.Hal).	P19
<u>1-10-CLV 34</u>	(:55) (Shotgun) B.Mayfield pass short right to D.Hilliard to HST 43 for 23 yards (A.Colvin).	P20
<u>1-10-HST 43</u>	(:31) B.Mayfield spiked the ball to stop the clock.	
2-10-HST 43	(:31) (Shotgun) B.Mayfield pass short middle to D.Hilliard to HST 39 for 4 yards (B.Peters).	
3-6-HST 39	(:15) B.Mayfield spiked the ball to stop the clock.	
4-6-HST 39	(:15) (Shotgun) B.Mayfield pass short middle to D.Ratley pushed ob at HST 37 for 2 yards (A.Colvin).	

Houston Texans at 0:08

1-10-HST 37 (:08) D.Watson kneels to HST 36 for -1 yards.

END OF QUARTER

	Score	Time Poss	First Downs				Efficiencies	
			R	P	X	T	3 Down	4 Down
Cleveland Browns	13	6:56	0	9	0	9	1/3	0/2
Houston Texans	29	8:04	2	1	0	3	2/5	0/0

Miscellaneous Statistics Report

Cleveland Browns vs Houston Texans

12/2/2018 at NRG Stadium

Ten Longest Plays for Cleveland Browns

Yards	Qtr	Play Start	Play Description
28	4	1-10-CLV 31	(11:36) (Shotgun) B.Mayfield pass deep right to J.Landry ran ob at HST 41 for 28 yards.
25	4	1-10-CLV 6	(12:16) (Shotgun) B.Mayfield pass deep left to J.Landry to CLV 31 for 25 yards (J.Reid).
24	3	1-13-HST 45	(11:06) (Shotgun) B.Mayfield pass short right to N.Chubb to HST 21 for 24 yards (Z.Cunningham).
23	4	1-10-CLV 34	(:55) (Shotgun) B.Mayfield pass short right to D.Hilliard to HST 43 for 23 yards (A.Colvin).
22	2	1-10-CLV 40	(2:49) (Shotgun) B.Mayfield pass deep right to J.Landry to HST 38 for 22 yards (A.Hal).
21	4	1-10-HST 38	(3:32) (Shotgun) B.Mayfield pass deep left to R.Higgins to HST 17 for 21 yards (D.Cole).
19	3	2-7-CLV 28	(14:15) (Shotgun) B.Mayfield pass deep middle to R.Higgins to CLV 47 for 19 yards (T.Mathieu).
19	3	1-10-HST 21	(10:12) (Shotgun) B.Mayfield pass short right to S.DeValve pushed ob at HST 2 for 19 yards (T.Mathieu).
19	4	2-1-CLV 15	(1:21) (Shotgun) B.Mayfield pass deep middle to B.Perriman to CLV 34 for 19 yards (A.Hal).
17	4	1-10-HST 17	(3:05) (Shotgun) B.Mayfield pass deep right to R.Higgins for 17 yards, TOUCHDOWN.

Ten Longest Plays for Houston Texans

Yards	Qtr	Play Start	Play Description
32	4	1-10-HST 47	(7:33) L.Miller left tackle pushed ob at CLV 21 for 32 yards (D.Randall).
29	2	2-11-HST 19	(1:38) (Shotgun) D.Watson pass deep middle to D.Hopkins to HST 48 for 29 yards (D.Randall).
24	1	2-7-CLV 38	(1:56) (Shotgun) D.Watson pass deep left to D.Hopkins to CLV 14 for 24 yards (T.Carrie).
17	1	3-15-CLV 31	(10:44) (Shotgun) D.Watson pass short right to D.Hopkins ran ob at CLV 14 for 17 yards.
17	3	1-10-HST 18	(1:39) (Shotgun) A.Blue up the middle to HST 35 for 17 yards (D.Kindred).
15	1	2-4-HST 27	(14:28) (Shotgun) D.Watson pass short middle to De.Thomas to HST 42 for 15 yards (J.Peppers).
15	1	2-4-HST 48	(13:40) L.Miller left tackle to CLV 37 for 15 yards (D.Randall).
15	1	2-9-HST 19	(5:43) (Shotgun) D.Watson pass short left to J.Thomas to HST 34 for 15 yards (C.Smith).
15	1	1-10-HST 44	(3:17) L.Miller up the middle to CLV 41 for 15 yards (D.Randall).
13	2	1-10-CLV 41	(5:15) (Shotgun) D.Watson pass short left to J.Akins pushed ob at CLV 28 for 13 yards (T.Carrie; D.Kindred).

Touchdown Scoring Information

		Offense	Defense	Special Teams
VISITOR	Cleveland Browns	2	0	0
HOME	Houston Texans	1	1	0

Player Scoring Information

Club	Player	TD	Rush TD	Rec TD	KO TD	Punt TD	Int TD	Fum TD	Misc TD	FG	XP	2Pt Rush	2Pt Rec	Sfty	Points
CLV	N.Chubb	0	1	0	0	0	0	0	0	0	0	0	0	0	6
CLV	R.Higgins	0	0	1	0	0	0	0	0	0	0	0	0	0	6
CLV	G.Joseph	0	0	0	0	0	0	0	0	0	1	0	0	0	1
HST	K.Fairbairn	0	0	0	0	0	0	0	0	5	2	0	0	0	17
HST	J.Thomas	0	0	1	0	0	0	0	0	0	0	0	0	0	6
HST	Z.Cunningham	0	0	0	0	0	1	0	0	0	0	0	0	0	6

Possession Detail

	First Half		Second Half		Game	
	Visitor	Home	Visitor	Home	Visitor	Home
Largest Lead	0	23	0	22	0	23
Drives Leading	0	4	0	5	0	9
Time of Possession Leading	0:00	14:55	0:00	15:52	0:00	30:47
Largest Deficit	-23	0	-22	0	-23	0
Drives Trailing	6	0	5	0	11	0
Time of Possession Trailing	8:17	0:00	14:08	0:00	22:25	0:00
Times Score Tied Up		0		0		0
Lead Changes		1		0		1

Playtime Percentage

Percent of playtime per player on offense, defense and special teams

Cleveland Browns						Houston Texans					
		Offense	Defense	Special Teams				Offense	Defense	Special Teams	
K Zeitler	G	57 100%		1	4%	S Kelemete	G	76 100%		7	28%
C Hubbard	G	57 100%		1	4%	N Martin	C	76 100%		7	28%
G Robinson	T	57 100%		1	4%	D Watson	QB	76 100%			
J Bitonio	G	57 100%		1	4%	J Davenport	T	75 99%		7	28%
J Tretter	C	57 100%				D Hopkins	WR	75 99%		2	8%
B Mayfield	QB	57 100%				R Griffin	TE	61 80%		11	44%
J Landry	WR	46 81%				K Lamm	T	60 79%		6	24%
D Njoku	TE	46 81%				D Thomas	WR	60 79%			
A Callaway	WR	41 72%				Z Fulton	G	55 72%		6	24%
R Higgins	WR	33 58%		2	8%	D Carter	WR	44 58%		6	24%
N Chubb	RB	27 47%				L Miller	RB	41 54%			
B Perriman	WR	26 46%				J Thomas	TE	40 53%		4	16%
D Johnson	RB	20 35%		2	8%	A Blue	RB	36 47%		4	16%
D Fells	TE	15 26%		3	12%	G Mancz	C	22 29%		7	28%
D Hilliard	RB	12 21%		13	52%	J Akins	TE	21 28%		4	16%
D Ratley	WR	7 12%		8	32%	M Rankin	T	16 21%		7	28%
O Charles	TE	6 11%		13	52%	G Howell	RB	1 1%		17	68%
S DeValve	TE	6 11%		11	44%	S Coates	WR	1 1%		12	48%
T Carrie	CB		76 100%	11	44%	T Mathieu	FS		50 88%		
D Randall	FS		76 100%	2	8%	K Jackson	CB		50 88%		
J Schobert	LB		76 100%	2	8%	J Reid	SS		49 86%	8	32%
J Collins	LB		76 100%	2	8%	J Watt	DE		49 86%	1	4%
M Garrett	DE		61 80%	9	36%	S Wright	CB		47 82%		
E Ogbah	DE		60 79%	9	36%	J Clowney	LB		44 77%		
J Peppers	SS		55 72%	21	84%	Z Cunningham	LB		41 72%	2	8%
T Coley	DT		47 62%	8	32%	W Mercilus	LB		38 67%	1	4%
B Boddy-Calhoun	FS		45 59%	10	40%	D Reader	NT		34 60%	1	4%
P Gaines	CB		40 53%	16	64%	A Colvin	CB		33 58%	3	12%
G Avery	LB		33 43%	8	32%	B McKinney	LB		32 56%	1	4%
L Ogunjobi	DT		33 43%	4	16%	A Blackson	DE		28 49%	2	8%
D Ward	CB		32 42%	4	16%	A Hal	FS		26 46%	10	40%
B Price	DT		32 42%	1	4%	C Covington	DE		25 44%		
T Vallejo	LB		31 41%	20	80%	B Dunn	NT		22 39%	3	12%
D Kindred	SS		25 33%	11	44%	D Cole	LB		17 30%	13	52%
A Zettel	DT		21 28%	9	36%	J Joseph	CB		17 30%		
C Smith	DE		17 22%	5	20%	M Tyson	CB		8 14%	8	32%
T Thomas	CB			15	60%	J Bademosi	CB		7 12%	14	56%
D Hines	LB			13	52%	B Peters	LB		7 12%	12	48%
R Armstrong	LB			13	52%	P Kalambayi	LB		3 5%	16	64%
J Whitehead	FS			12	48%	A Moore	FS			16	64%
G Joseph	K			5	20%	J Webb	QB			15	60%
C Hughlett	LS			3	12%	K Fairbairn	K			15	60%
B Colquitt	P			3	12%	J Weeks	LS			10	40%
K Kalis	G			1	4%	T Daniel	P			10	40%
E Watford	G			1	4%						



HOUSTON TEXANS

VS.

CLEVELAND
BROWNS



SUNDAY, DECEMBER 2, 2018 - NRG STADIUM - HOUSTON, TEXAS - NOON CT

NO.	NAME	POS.
3	Brandon Weeden	QB
4	Deshaun Watson	QB
5	Joe Webb III	QB
7	Ka'imi Fairbairn	K
8	Trevor Daniel	P
10	DeAndre Hopkins	WR
14	DeAndre Carter	WR
16	Keke Coutee	WR
17	Vyncint Smith	WR
18	Sammie Coates Jr.	WR
20	Justin Reid	S
22	Aaron Colvin	CB
23	Johnson Bademosi	CB
24	Johnathan Joseph	CB
25	Kareem Jackson	CB/S
26	Lamar Miller	RB
28	Alfred Blue	RB
29	Andre Hal	S
31	Natrell Jamerson	CB
32	Tyrann Mathieu	S
33	A.J. Moore	S
34	Mike Tyson	S
38	Buddy Howell	RB
39	Deante Burton	CB
41	Zach Cunningham	ILB
43	Shareece Wright	CB
46	Jon Weeks	LS
51	Dylan Cole	ILB
52	Brian Peters	ILB
53	Duke Ejirofor	OLB
55	Benardrick McKinney	ILB
57	Brennan Scarlett	OLB
58	Peter Kalambayi	ILB
59	Whitney Mercilus	OLB
64	Senio Kelemete	G
65	Greg Mancz	C/G
66	Nick Martin	C
70	Julien Davenport	T
73	Zach Fulton	C/G
74	Kendall Lamm	T
75	Martinas Rankin	T
83	Jordan Thomas	TE
84	Ryan Griffin	TE
87	Demaryius Thomas	WR
88	Jordan Akins	TE
90	Jadeveon Clowney	DE/OLB
91	Carlos Watkins	DE
92	Brandon Dunn	NT
93	Joel Heath	DE
95	Christian Covington	DE
97	Angelo Blackson	DE
98	D.J. Reader	DE/NT
99	J.J. Watt	DE

TEXANS OFFENSE

WR	10	DeAndre Hopkins	17	Vyncint Smith
LT	70	Julien Davenport	75	Martinas Rankin
LG	64	Senio Kelemete		
C	66	Nick Martin	65	Greg Mancz
RG	73	Zach Fulton		
RT	74	Kendall Lamm		
TE	84	Ryan Griffin	88	Jordan Akins
WR	16	Keke Coutee	14	DeAndre Carter
WR	87	Demaryius Thomas	18	Sammie Coates Jr.
QB	4	Deshaun Watson	3	Brandon Weeden
RB	26	Lamar Miller	28	Alfred Blue

BROWNS DEFENSE

DE	95	Myles Garrett	50	Chris Smith
DT	65	Larry Ogunjobi	94	Carl Davis
DT	93	Trevon Coley	91	Brian Price
DE	90	Emmanuel Ugboh	97	Anthony Zettel
WILL	55	Benard Avery	54	Tanner Vallejo
MIKE	53	Joe Schobert	52	Ray-Ray Armstrong
SAM	51	Jamie Collins Sr.	59	O'Juan Hines
CB	21	Denzel Ward	33	Phillip Gaines
CB	38	T.J. Carrie	27	Tavierre Thomas
S	23	Damarious Randall	20	Brian Boddy-Calhoun
S	22	Jabrill Peppers	26	Derrick Kindred

TEXANS SPECIALISTS

PK	7	Ka'imi Fairbairn
P	8	Trevor Daniel
LS	46	Jon Weeks
KR	14	DeAndre Carter
PR	14	DeAndre Carter
H	8	Trevor Daniel

Rookies underlined

TEXANS PRONUNCIATIONS

Jordan AkinsA-kins	Natrell Jamersonnuh-TRELL JAW-mee-sin
Johnson Bademosibad-uh-MOE-see	Peter Kalambayical-am-BYE-ee
Jadeveon Clowneyjuh-DEV-ee-on	Senio Kelemeteseh-NEE-keh-uh-NEE-Tay
Keke CouteeQ-T	O'Juan HinesO-JAN-tin
Julien Davenportjew-lee-DOWN	Tyrann MathieuTY-run MAT-H-yu
Duke EjiroforEDGE-eh-for	Whitney MercilusMER-sih-lus
Ka'imi Fairbairnkah-EE-me FAIR-bairn	Martinas RankinMar-TEE-nus
O'Juan Foremandee-UN-tay	Vyncint SmithVincent
DeAndre Hopkinsdee-ANDRE	Demaryius Thomasduh-MARE-ee-us

TEXANS DEFENSE

DE	99	J.J. Watt	95	Christian Covington	91	Carlos Watkins
NT	92	Brandon Dunn				
DE	98	D.J. Reader	97	Angelo Blackson	93	Joel Heath
SAM	59	Whitney Mercilus	57	Brennan Scarlett		
MIKE	55	Benardrick McKinney	52	Brian Peters		
WILL	41	Zach Cunningham	51	Dylan Cole	58	Peter Kalambayi
JACK	90	Jadeveon Clowney	53	Duke Ejirofor		
CB	24	Johnathan Joseph	43	Shareece Wright	31	Natrell Jamerson
CB	25	Kareem Jackson	22	Aaron Colvin	23	Johnson Bademosi
S	32	Tyrann Mathieu	34	Mike Tyson	39	Deante Burton
S	20	Justin Reid	29	Andre Hal	33	A.J. Moore

BROWNS OFFENSE

WR	80	Jarvis Landry	81	Rashard Higgins	19	Breshad Perriman
LT	78	Greg Robinson	69	Desmond Harrison		
LG	75	Joel Bitonio	63	Austin Corbett		
C	64	JC Tretter				
RG	70	Kevin Zeitler	71	Earl Watford		
RT	74	Chris Hubbard				
TE	85	David Njoku	87	Seth DeVale	86	Pharaoh Brown
WR	11	Antonio Callaway	18	Damion Ratley	10	De'Mari Scott
QB	6	Baker Mayfield	5	Tyrod Taylor	9	Drew Stanton
RB	24	Nick Chubb	29	Duke Johnson Jr.	25	Dontrell Hilliard
TE	88	Darren Fells	82	Orson Charles		

BROWNS SPECIALISTS

P	4	Britton Colquitt
K	17	Greg Joseph
H	4	Britton Colquitt
KR	22	Jabrill Peppers
PR	22	Jabrill Peppers
LS	47	Charley Hughlett

Rookies underlined

TODAY'S OFFICIALS

RefereeWALT COLEMAN (65)
UmpireJEFF RICE (44)
Down JudgeJERRY BERGMAN (91)
Line JudgeMARK STEWART (75)
Field JudgeGREG GAUTREAUX (80)
Side JudgeJABIR WALKER (26)
Back JudgeGREG YETTE (38)
Replay OfficialDARRYL LEWIS
Replay AssistantSALEEM CHOUDHRY

BROWNS PRONUNCIATIONS

Benard Averyjuh-MARO	Jabrill Peppersjuh-BRILL
Joel Bitoniojuh-TONE-ee-oh	Damarious Randallduh-MAR-ee-us
Brian Boddy-CalhounBREE-in-BOO-ee	Joe SchobertSHOW-bert
Trevon Coleytruh-VON	Tavierre ThomasTAV-ee-air
Seth DeValeduh-VALE	Tanner Vallejovuh-LAY-ho
O'Juan Hinesduh-WAN	Kevin ZeitlerZITE-ler
Charley HughlettHEV-let	Amos JonesAJ-mus
David Njokunuh-JOE-ko	Jerod KruseCREW-see
Emmanuel UgbohAWG-buh	Ken Zampesezam-PEE-see
Larry OgunjobiOh-gur-JOE-bee		

HOUSTON
TEXANS

NO.	NAME	POS.
88	Akins, Jordan.....	TE
23	Bademosi, Johnson.....	CB
97	Blackson, Angeld.....	DE
28	Blue, Alfred.....	RB
39	Burton, Deante.....	CB
14	Carter, DeAndre.....	WR
90	Cloway, Jadeveon.....	DE/OLB
18	Coates Jr., Sammie.....	WR
51	Cole, Dylan.....	ILB
22	Colvin, Aaron.....	CB
16	Coutee, Keke.....	WR
95	Covington, Christian.....	DE
41	Cunningham, Zach.....	ILB
8	Daniel, Trevor.....	P
70	Davenport, Julián.....	T
92	Dunn, Brandon.....	NT
53	Ejorfor, Duke.....	OLB
7	Fairbairn, Kai Inim.....	K
73	Fulton, Zach.....	C/G
84	Griffin, Ryan.....	TE
29	Hal, Andre.....	S
93	Heath, Joel.....	DE
10	Hopkins, DeAndre.....	WR
38	Howell, Buddy.....	RB
25	Jackson, Kareem.....	CB/S
31	Jameison, Natrell.....	CB
24	Joseph, Johnathan.....	CB
58	Kalanbay, Peter.....	ILB
64	Kelmelete, Senio.....	G
74	Lamm, Kendall.....	T
65	Mancz, Greg.....	C/G
66	Martin, Nick.....	C
32	Mathieu, Tyrann.....	S
55	McKinney, Benardrick.....	ILB
59	Mercilus, Whitney.....	OLB
26	Miller, Lamar.....	RB
33	Moore, A.J.....	S
52	Peters, Brian.....	ILB
75	Rankin, Martinus.....	T
98	Reader, D.J.....	DE/NT
20	Reid, Justin.....	S
57	Scarlett, Brennan.....	OLB
17	Smith, Vincint.....	WR
87	Thomas, Demaryius.....	WR
83	Thomas, Jordan.....	TE
34	Tyson, Mike.....	S
91	Watkins, Carlos.....	DE
4	Watson, Deshaun.....	DE
99	Watt, J.J.....	DE
5	Webb III, Joe.....	DE
3	Weeden, Brandon.....	QB
46	Weeks, Jon.....	LS
43	Wright, Shareece.....	CB

RESERVE/INJURED

15	Fulter V. Will.....	WR
76	Henderson, Seantrel.....	T
30	Johnson, Kevin.....	CB
35	Kelly Jr., Jermaine.....	CB
36	Webster, Kayvon.....	CB
27	Foreman, D'Unda.....	RB

HOUSTON TEXANS

NO.	NAME	POS.	HT.	WT.	AGE	EXP.	COLLEGE
3	Brandon Weeden	QB	6-3	227	35	7	Oklahoma State
4	Deshaun Watson	QB	6-2	215	23	2	Clemson
5	Joe Webb III	QB	6-4	231	32	9	Alabama-Birmingham
7	Ka'imi Fairbairn	P	6-0	183	24	3	UCLA
8	Trevor Daniel	K	6-1	231	23	3	Tennessee
10	Deandre Hopkins	WR	6-1	212	26	6	Clemson
14	DeAndre Carter	WR	5-8	190	25	1	Sacramento State
16	Keke Coutee	WR	5-11	187	21	R	Texas Tech
17	Vyncint Smith	WR	6-3	202	22	R	Limestone
18	Sammie Coates Jr.	WR	6-1	213	25	4	Auburn
20	Justin Reid	S	6-1	203	21	R	Stanford
22	Aaron Colvin	CB	6-0	191	27	5	Oklahoma
23	Johnson, Bademosi	CB	6-0	219	28	7	Stanford
24	Johnathan Joseph	CB	5-11	186	34	13	South Carolina
25	Kareem Jackson	CB/S	5-10	183	30	9	Alabama
26	Lamar Miller	RB	5-10	221	27	7	Miami (Fla.)
28	Alfred Blue	RB	6-2	229	27	5	LSU
29	Andre Hal	S	5-10	184	26	5	Vanderbilt
31	Natrell Jamerson	CB	6-0	200	22	R	Wisconsin
32	Tyrann Mathieu	S	5-9	190	26	6	LSU
33	A.J. Moore	S	5-11	200	22	R	Mississippi
34	Mike Tyson	S	6-2	200	25	1	Cincinnati
38	Buddy Howell	RB	6-1	218	22	R	Florida Atlantic
39	Deante Burton	CB	6-2	205	24	1	Kansas State
41	Zach Cunningham	ILB	6-3	238	23	2	Vanderbilt
43	Shareece Wright	CB	5-11	184	31	8	Southern California
46	Jon Weeks	LS	5-10	242	32	9	Baylor
51	Dylan Cole	ILB	6-0	237	24	2	Missouri State
52	Brian Peters	ILB	6-4	237	30	4	Northwestern
53	Duke Ejorfor	OLB	6-4	255	23	R	Wake Forest
55	Benardrick McKinney	ILB	6-4	257	25	4	Mississippi State
57	Brennan Scarlett	OLB	6-4	263	25	3	Stanford
58	Peter Kalamdayi	ILB	6-3	254	23	R	Illinois
59	Whitney Mercilus	OLB	6-4	258	28	7	Washington
64	Senio Kelmelete	G	6-3	301	28	6	Toledo
65	Greg Mancz	C/G	6-4	302	26	4	Notre Dame
66	Nick Martin	C	6-4	295	25	3	Buffnell
70	Julien Davenport	T	6-7	325	23	2	Tennessee
73	Zach Fulton	C/G	6-5	321	27	5	Appalachian State
74	Kendall Lamm	T	6-6	299	26	4	Mississippi State
75	Martinus Rankin	T	6-5	311	24	R	Mississippi State
83	Jordan Thomas	TE	6-5	277	22	R	Connecticut
84	Ryan Griffin	TE	6-6	264	28	6	Georgia Tech
87	Demaryius Thomas	WR	6-3	229	30	9	Central Florida
88	Jordan Akins	TE	6-4	243	26	5	South Carolina
90	Jadeveon Clowney	DE/OLB	6-5	255	25	5	Clemson
91	Carlos Watkins	DE	6-3	297	24	2	Louisville
92	Brandon Dunn	NT	6-2	310	26	3	Michigan State
93	Joel Heath	DE	6-6	302	25	3	Rice
95	Christian Covington	DE	6-2	310	25	4	Auburn
97	Angelo Blackson	DE	6-4	319	26	4	Clemson
98	D.J. Reader	DE/NT	6-3	347	24	3	Wisconsin
99	J.J. Watt	DE	6-5	288	29	8	Wisconsin

HEAD COACH: Bill O'Brien

ASSISTANT COACHES: Romeo Crennel (Assistant Head Coach/Defensive Coordinator), Brad Seely (Special Teams Coordinator), Danny Barrett (Running Backs), Mike Devlin (Offensive Line), Mike Liebans (Assistant Strength & Conditioning), Jason George (Assistant Strength & Conditioning), Tim Kelly (Tight Ends), Bobby King (Inside Linebackers), Will Laving (Offensive Assistant/Offensive Line), Damon Lynn (Assistant Secondary), Anthony Hodge (Secondary), Matt Dornell (Defensive Quality Control), John Pagano (Senior Defensive Assistant/Outside Linebackers), John Perry (Wide Receivers), Luke Kitchens (Senior Director of Sports Performance), Sean Ryan (Quarterbacks), Tracy Smith (Assistant Special Teams), Billy J. Veltre (Assistant Strength & Conditioning/Performance Therapist), Anthony Weaver (Offensive Line), Wes Welker (Offensive/Special Teams Assistant).

CLEVELAND BROWNS

NO.	NAME	POS.	HT.	WT.	AGE	EXP.	COLLEGE
4	Britton Colquitt	P	6-3	210	33	9	Tennessee
5	Tyrod Taylor	QB	6-1	217	29	8	Virginia Tech
6	Baker Mayfield	QB	6-1	215	23	3	Oklahoma
9	Drew Stanton	QB	6-3	226	34	12	Michigan State
10	De Mar Scott	WR	6-0	205	23	R	Fresno State
11	Antonio Callaway	WR	5-11	200	21	R	Florida
17	Breg Joseph	K	6-0	208	24	R	Florida Atlantic
18	Damon Ratley	WR	6-2	200	23	R	Texas A&M
19	Breshad Perriman	WR	6-2	211	25	4	UCF
20	Brianne Boddy-Calhoun	DE	5-9	193	25	3	Minnesota
21	Denzel Ward	DE	5-11	190	21	R	Ohio State
22	Jabarii Peppers	DE	5-11	213	23	2	Michigan
23	Damarious Randall	DE	5-11	196	26	4	Arizona State
24	Nick Chubb	RB	5-11	227	22	R	Georgia
25	Dontrell Hilliard	RB	5-11	202	23	R	Tulane
26	Derrick Kindred	DE	5-10	205	22	R	Texas Christian
27	Tavre Thomas	DE	5-9	210	25	4	Miami (Fla.)
29	Duke Johnson Jr.	RB	6-0	212	25	3	North Carolina State
31	Juston Burris	DE	6-0	193	27	5	Rice
33	Phillip Balnes	DE	6-0	193	25	3	Auburn
35	Jermaine Whitehead	DE	5-11	195	25	3	Ohio
38	T.J. Darre	DE	6-0	204	28	5	Central Florida
47	Charley Hughlett	LB	6-4	248	28	4	Arkansas
50	Chris Smith	LB	6-1	266	26	5	Southern Mississippi
51	Jamie Collins Sr.	LB	6-3	250	27	6	Miami (Fla.)
52	Ray-Ray Armstrong	LB	6-3	220	29	3	Wisconsin
53	Joe Schobert	LB	6-1	245	25	3	Boise State
54	Tanner Vallejo	LB	6-1	230	23	2	Memphis
55	Benard Avery	LB	6-0	230	23	R	Houston
59	Duan Hines	LB	6-1	235	25	R	Nevada
63	Austin Corbett	LB	6-4	306	23	R	Charlotte
64	JC Tretter	LB	6-4	307	27	6	West Georgia
65	Larry Gunjorobi	LB	6-3	305	25	2	Wisconsin
69	Deshaun Harrison	LB	6-4	315	28	7	James Madison
70	Kevin Zeitler	LB	6-4	300	28	5	UAB
71	Earl Watford	LB	6-3	300	28	5	Nevada
74	Chris Hubbard	LB	6-4	295	27	5	UAB
75	Joel Bitonio	LB	6-4	305	27	5	Auburn
78	Greg Robinson	LB	6-5	330	26	5	Louisiana State
80	Jarvis Landry	WR	5-11	196	26	5	Colorado State
81	Rashard Higgins	WR	6-1	198	24	3	Georgia
82	Orson Charles	TE	6-3	257	27	3	Miami (Fla.)
85	David Nicks	TE	6-4	246	22	2	Princeton
86	Pharaoh Brown	TE	6-6	258	24	1	California-Irvine
87	Seti Delaive	TE	6-3	245	25	3	Oklahoma State
88	Barren Fells	TE	6-7	270	32	5	Texas-San Antonio
90	Emmanuel Ogbah	DE	6-4	275	25	3	Miami (Fla.)
91	Brian Price	DE	6-3	322	24	2	Florida Atlantic
92	Chad Thomas	DE	6-5	278	23	R	Iowa
93	Treyon Coley	DE	6-1	310	24	2	Texas A&M
94	Carl Davis	DE	6-5	320	26	4	Penn State
95	Myles Garrett	DE	6-4	272	22	2	
97	Anthony Zettel	DE	6-4	275	26	3	

HEAD COACH: Gregg Williams

ASSISTANT COACHES: Freddie Kitchens (Offensive Coordinator), Amos Jones (Special Teams Coordinator), Brian Braxwell (Offensive Quality Control), Josh Christovich (Strength & Conditioning Assistant), Ken Legado (Assistant Defensive Line), Monty Bissan (Strength & Conditioning Assistant), Adam Henry (Wide Receivers), Mark Huston (Assistant Offensive Line), Larry Jackson (Head of Strength & Conditioning), Dale Jones (Strength & Conditioning Assistant), Scott Kanecki (Defensive Quality Control), Jerrod Kuse (Assistant Defensive Backs), Ryan Lindley (Running Backs), Evan Marcus (Strength & Conditioning Coordinator), Eric Sanders (Defensive Quality Control), Al Saunders (Senior Assistant/Special Projects), Bob Saunders (Offensive Quality Control/Assistant Wide Receivers), Greg Shannon (Tight Ends), Sam Shale (Assistant Special Teams), Clyde Timmons (Offensive Line), Delwayne Walker (Defensive Backs), Blake Williams (Linebackers), Bob Wylie (Offensive Line), Ken Zampese (Quarterbacks).

CLEVELAND
BROWNS

NO.	NAME	POS.
52	Armstrong, Ray-Ray.....	LB
55	Avery, Bernard.....	LB
75	Bitonio, Joel.....	OL
20	Boddy-Calhoun, Brian.....	OL
86	Brown, Pharaoh.....	TE
31	Burris, Justin.....	WR
11	Callaway, Antonio.....	WR
38	Carrie, T.J.....	WR
82	Charles, Orson.....	TE
24	Chubb, Nick.....	RB
93	Coley, Trevon.....	OL
51	Collins Sr., Jamie.....	LB
4	Conquitt, Britton.....	P
63	Corbett, Austin.....	OL
94	Davis, Carl.....	OL
87	DeLaive, Seth.....	TE
88	Fells, Darren.....	TE
33	Gaines, Phillip.....	DE
95	Garrett, Myles.....	OL
69	Harrison, Desmond.....	OL
81	Higgins, Rashard.....	WR
59	Hines, Duane.....	LB
74	Hubbard, Chris.....	OL
47	Hughlett, Charley.....	LS
29	Johnson Jr., Duke.....	RB
17	Joseph, Greg.....	K
26	Kindred, Derrick.....	DE
80	Landry, Jarvis.....	WR
6	Mayfield, Baker.....	QB
85	Nicku, David.....	TE
90	Ogbah, Emmanuel.....	OL
65	Ogunjobi, Larry.....	OL
22	Peppers, Jabrill.....	WR
19	Perriman, Breshad.....	OL
91	Price, Brian.....	OL
23	Randall, Damarious.....	DE
78	Ratley, Damien.....	WR
76	Robinson, Greg.....	LB
53	Schobert, Joe.....	LB
10	Scott, DaMarl.....	WR
50	Smith, Chris.....	OL
9	Stanton, Drew.....	QB
5	Taylor, Tyrod.....	DE
92	Thomas, Chad.....	OL
27	Thomas, Tavre.....	DE
64	Tretter, JC.....	OL
54	Valejo, Tanner.....	LB
21	Ward, Denzel.....	OL
71	Watford, Earl.....	OL
35	Whitehead, Jermaine.....	OL
70	Zeitler, Kevin.....	OL
97	Zettel, Anthony.....	OL

RESERVE/INJURED

13	Streeter, Rob.....	WR
16	Louis, Ricardo.....	WR
24	Wilson, Howard.....	DE
28	Gaines, E.J.....	DE
39	Mitchell, Terrence.....	LB
58	Kirksey, Christian.....	LB
84	Willes, Derrick.....	WR
91	Jones, Lenny.....	OL



HOUSTON
TEXANS



TEXANS BIOS



JORDAN AKINS

TIGHT END

6-4 | 243 | CENTRAL FLORIDA

HOMETOWN: LOCUST GROVE, GA. | AGE: 26

ROOKIE | 1ST WITH TEXANS | ACQUIRED: D3C-'18

2018 GP/GS: 12/3 | CAREER GP/GS: 12/3

TEAMS: HOU '18



88

TRANSACTIONS: Selected by the Houston Texans with the 34th pick of the third round (98th overall) in the 2018 NFL Draft.

2018 (Houston 12/3):

- ✦ Caught two passes for 11 yards and contributed on special teams at New England (9/9) in his NFL debut
- ✦ Tallied two receptions for 21 yards (10.5 avg.) at Tennessee (9/16)
- ✦ Recorded one reception for 18 yards and contributed on special teams vs. the N.Y. Giants (9/23)
- ✦ Hauled in two passes for 24 yards (12.0 avg.) at Indianapolis (9/30)
- ✦ Registered one reception for nine yards vs. Dallas (10/7)
- ✦ Caught one pass for six yards and contributed on special teams vs. Buffalo (10/14)
- ✦ Started at tight end and contributed on offense and special teams at Jacksonville (10/21)
- ✦ Started at tight end and helped the Texans rush for a season-high 188 yards vs. Miami (10/25)
- ✦ Started at tight end for a third-consecutive game at Denver (11/4)
- ✦ Hauled in two passes for a career-high 42 yards (21.0 avg.), including a career-long 28-yard reception at Washington (11/18)
- ✦ Caught one pass for eight yards vs. Tennessee (11/26)
- ✦ Tallied one reception for 13 yards vs. Cleveland (12/2)

CAREER AT CENTRAL FLORIDA:

- ✦ Played four seasons (2014-17) at the University of Central Florida in Orlando, Fla.
- ✦ Amassed 1,149 yards receiving and eight touchdowns in 41 career games played
- ✦ Also returned punts and kicks for the Knights during his four years at Central Florida

2017 (Central Florida):

- ✦ Named to the John Mackey Award Preseason Watch List, honoring the nation's top tight ends
- ✦ Started all 11 games at tight end
- ✦ Set single-season career highs for catches (30), receiving yards

(459) and touchdowns (four)

- ✦ Averaged 15.3 yards per reception and 41.7 yards per game

2016 (Central Florida):

- ✦ Recorded 347 yards receiving and two touchdowns on 23 receptions in 13 games (seven starts)
- ✦ Led team in yards per reception (15.1)
- ✦ Tied a season high with five catches for 54 yards and a touchdown vs. Connecticut (10/22)

2015 (Central Florida):

- ✦ Opened the year as a starting wide receiver and return specialist
- ✦ Appeared in just two games due to injury
- ✦ Recorded 14 receptions for 152 yards and two touchdowns
- ✦ Also returned six kickoffs for 149 yards and two punts for 15 yards
- ✦ Amassed 104 yards receiving and two touchdowns on nine catches against Florida International (9/3)

2014 (Central Florida):

- ✦ Compiled 135 yards on 12 catches in 13 games played as a freshman
- ✦ Averaged 24.2 yards per kick return
- ✦ Logged 498 all-purpose yards on the season

PERSONAL:

- ✦ Prior to attending the University of Central Florida, was selected in the third round of the 2010 Major League Baseball Draft by the Texas Rangers
- ✦ Hit .218 as an outfielder in four seasons in the Texas farm system, including a .283 mark in 2011
- ✦ Hit 24 home runs and recorded 42 stolen bases in 321 minor league games played
- ✦ Was an all-state selection at Union Grove High School as a senior in 2009
- ✦ Earned all-state honors as a junior, leading Strong Rock Christian High School with 823 yards passing and 12 touchdowns, while rushing for 784 yards and 14 touchdowns
- ✦ Named all-conference as a sophomore in 2007

TEXANS BIOS

SINGLE-GAME HIGHS: RUSHING/RECEIVING

Receptions	2 at Washington Redskins, Nov 18, 2018 ...3 more at 2.	All-purpose yards	42 at Washington Redskins, Nov 18, 2018
Receiving Yards	42 at Washington Redskins, Nov 18, 2018	Miscellaneous Tackles	1 vs. New York Giants, Sep 23, 2018
Longest Receptions	28 at Washington Redskins, Nov 18, 2018		

2018 GAME-BY-GAME REGULAR SEASON STATISTICS (TEXANS)

W	DATE	OPPONENT	P/S	RECEIVING				RUSHING				TD	W/L	SCORE
				NO	YDS	LG	TD	ATT	YDS	LG				
01	09/09	at Patriots	P	2	11	8	0	0	0	0	0	0	L	20-27
02	09/16	at Titans	P	2	21	13	0	0	0	0	0	0	L	17-20
03	09/23	GIANTS	P	1	18	18	0	0	0	0	0	0	L	22-27
04	09/30	at Colts	P	2	24	14	0	0	0	0	0	0	W	37-34+
05	10/07	COWBOYS	P	1	9	9	0	0	0	0	0	0	W	19-16+
06	10/14	BILLS	P	1	6	6	0	0	0	0	0	0	W	20-13
07	10/21	at Jaguars	S	0	0	0	0	0	0	0	0	0	W	20-7
08	10/25	DOLPHINS	S	0	0	0	0	0	0	0	0	0	W	42-23
09	11/04	at Broncos	S	0	0	0	0	0	0	0	0	0	W	19-17
11	11/18	at Redskins	P	2	42	28	0	0	0	0	0	0	W	23-21
12	11/26	TITANS	P	1	8	8	0	0	0	0	0	0	W	34-17
13	12/02	BROWNS	P	1	13	13	0	0	0	0	0	0	W	29-13
2018 TOTALS			12-3	13	152	28	0	0	0	0	0	0	9-3	

+ - Overtime



JOHNSON BADEMOSI

CORNERBACK

6-0 | 219 | STANFORD

HOMETOWN: SILVER SPRING, MD. | AGE: 28

7TH NFL SEASON | 1ST WITH TEXANS | ACQUIRED: UFA-'18 (NE)

2018 GP/GS: 12/0 | CAREER GP/GS (POST): 106/6 (3/0)

TEAMS: CLE '12-15; DET '16; NE '17; HOU '18



23

TRANSACTIONS: Signed by the Cleveland Browns as a college free agent on May 9, 2012...Signed by the Detroit Lions as an unrestricted free agent on March 11, 2016...Traded to the New England Patriots on Sept. 2, 2017...Signed by the Houston Texans as an unrestricted free agent on March 16, 2018.

2018 (Houston 12/0):

- Recovered a fumble on a muffed punt late in the fourth quarter to set up a touchdown in his Texans debut at New England (9/9)
- Contributed on special teams at Tennessee (9/16)
- Tallied one special teams tackle vs. the N.Y. Giants (9/23)
- Contributed on special teams at Indianapolis (9/30). Downed P Trevor Daniel's first quarter punt inside the Colts' two-yard line. Two plays later, the Texans recovered a Ryan Kelly fumble in the end zone for the Texans first score of the game
- Notched one special teams tackle vs. Dallas (10/7)
- Contributed on special teams vs. Buffalo (10/14)
- Appeared on special teams at Jacksonville (10/21)
- Played on special teams vs. Miami (10/25)
- Contributed on special teams at Denver (11/4)
- Tallied one special teams tackle at Washington (11/18)
- Notched one total tackle and one special teams tackle vs. Tennessee (11/26)
- Registered one special teams tackle vs. Cleveland (12/2)

2017 (New England 15/3, 2/0):

- Recorded 20 total tackles (15 solo) and one pass defended in 15 games during the regular season
- Added eight special teams tackles
- Appeared in both the AFC Championship Game and Super Bowl LII
- Recorded one special teams tackle in Super Bowl LII

2016 (Detroit 16/3, 1/0):

- Compiled 18 total tackles (16 solo), five passes defended and one interception in 16 games played
- Made his debut as a Lion contributing on special teams with one tackle in Week 1 at Indianapolis (9/11)
- Played as a primary defensive back in a Week 7 victory against the Redskins after starting CB Darius Slay left the second quarter with an injury. Finished with five tackles and one pass defended (10/23)
- Earned his first career start at Houston in Week 8 (10/30). Recorded his first career interception and finished the game with three total tackles and a career-high two passes defended. Became the first Lions defensive player to register an

interception in his first career start since CB Aaron Berry at Chicago (9/12/10)

- Started at cornerback for a second straight game in a Week 9 victory at Minnesota (11/6). Finished with three total tackles and one pass defended
- Saw action on special teams and replaced CB Darius Slay on defense after leaving in the second quarter due to injury against the Giants. Recorded one pass defended (12/18)
- Replaced CB Darius Slay as the starting cornerback in Week 16 at Dallas (12/26). Finished with six total tackles
- Registered one tackle on special teams in the Wild Card playoff game at Seattle (1/7/17)

2015 (Cleveland 16/0):

- Finished the year with 17 special teams tackles, marking his fourth-consecutive season with at least 15 total special teams tackles. Tied for the NFL lead in total special teams tackles with Cincinnati's Cedric Peerman (17) and Houston's Brian Peters (17)
- Recorded a career-high four total tackles vs. Arizona (11/1)

2014 (Cleveland 14/0):

- Appeared in 14 games and led the team in special teams tackles (15) for the third-consecutive season
- Helped the Browns finish second in the NFL in kickoff coverage and eighth in punt coverage
- Tied a career high with three special teams tackles and downed two punts inside the 10-yard line vs. Indianapolis (12/7)

2013 (Cleveland 16/0):

- Played in all 16 games for the second-consecutive season, primarily on special teams, and also appeared in four games as a reserve defensive back. Led the team and ranked among NFL leaders with 17 special teams tackles
- Posted at least one special teams tackle in 10 games, including tying a career high twice with three at Kansas City (10/27) and at New England (12/8)

2012 (Cleveland 16/0):

- As a rookie, saw action in all 16 games and led the team in special teams tackles with 18, finishing third in the NFL and leading all NFL rookies players
- Earned PFW/PFWA All-Rookie honors as a special teamer en route to helping Cleveland rank second in the NFL in kickoff coverage (19.8 yards per return)
- Set a career high with three special teams tackles at N.Y. Giants

TEXANS BIOS

(10/7)

COLLEGE:

- Played four seasons (2008-11) at Stanford (Calif.) University
- Recorded 122 total tackles (98 solo), two forced fumbles and one interception in 48 career games for the Cardinal
- Also lettered in track and field for the Cardinal

PERSONAL:

- Attended Gonzaga High School, where he played primarily cornerback and safety/linebacker, while also returning kicks
- Earned first-team All-Washington Catholic League honors and was a Washington Post All-Metro selection as a senior

JOHNSON BADEMOSI - NFL REGULAR SEASON STATISTICS

		TACKLES									INTERCEPTIONS					FUMBLES					ST					MISC			
DATE	TEAM	GP	GS	TK	S	A	TFL	YDS	SK	YDS	QBH	NO	YDS	LG	TD	PD	FF	FR	YDS	TK	S	A	FF	FR	S	A			
2012	Browns	16	0	3	3	0	0	0	0.0	0.0	0	0	0	0	0	1	0	0	0	18	13	5	0	0	0	0			
2013	Browns	16	0	0	0	0	0	0	0.0	0.0	0	0	0	0	0	0	0	0	0	14	11	3	0	0	0	0			
2014	Browns	14	0	0	0	0	0	0	0.0	0.0	0	0	0	0	0	0	0	0	0	12	5	7	0	0	0	0			
2015	Browns	16	0	10	8	2	0	0	0.0	0.0	0	0	0	0	0	2	0	1	0	17	12	5	0	0	0	0			
2016	Lions	16	3	18	16	2	0	0	0.0	0.0	0	1	3	3	0	5	0	0	0	4	3	1	0	0	0	0			
2017	Patriots	16	3	20	15	5	0	0	0.0	0.0	0	0	0	0	0	1	0	0	0	9	9	0	0	0	0	0			
2018	Texans	12	0	1	0	1	0	0	0.0	0.0	0	0	0	0	0	0	0	0	0	5	4	1	0	1	0	0			
NFL TOTALS		106	6	52	42	10	0	0	0.0	0.0	0	1	3	3	0	9	0	1	0	79	57	22	0	1	0	0			

JOHNSON BADEMOSI - NFL POSTSEASON STATISTICS

		TACKLES								INTERCEPTIONS				FUMBLES				ST				MISC				
DATE	TEAM	GP	GS	TK	S	A	TFL	YDS	SK	YDS	QBH	NO	YDS	LG	TD	PD	FF	FR	YDS	TK	S	A	FF	FR	S	A
2016	Lions	1	0	0	0	0	0	0	0.0	0.0	0	0	0	0	0	0	0	0	0	1	1	0	0	0	0	0
2017	Patriots	2	0	0	0	0	0	0	0.0	0.0	0	0	0	0	0	0	0	0	0	1	1	0	0	0	0	0
NFL TOTALS		3	0	0	0	0	0	0	0.0	0.0	0	0	0	0	0	0	0	0	0	2	2	0	0	0	0	0

SINGLE-GAME HIGHS: DEFENSIVE

Total Tackles	8 vs. Atlanta Falcons, Oct 22, 2017	Interception Return Yards	3 at Houston Texans, Oct 30, 2016
Passes Defensed	2 at Houston Texans, Oct 30, 2016	Special Teams Tackles	4 vs. Baltimore Ravens, Nov 30, 2015
Fumble Recoveries	1 vs. Arizona Cardinals, Nov 01, 2015	Special Teams Fumble Recoveries	1 at New England Patriots, Sep 09, 2018
Interceptions	1 at Houston Texans, Oct 30, 2016		

SINGLE-GAME HIGHS - POSTSEASON: DEFENSIVE

Special Teams Tackles	1 vs. Philadelphia Eagles, Feb 04, 2018
	...1 more at 1.

2018 GAME-BY-GAME REGULAR SEASON STATISTICS (TEXANS)

2018-19 Season - Week 13 - Week 13 (13/12/2018)																															
				TACKLES								INTERCEPTIONS						FUMBLES				ST					MISC				
W	DATE	OPPONENT		TK	S	A	SK	YDS	TFL	YDS	QBH	NO	YDS	LG	TD	PD	FF	FR	YDS	TK	S	A	FF	FR	S	A	W/L	SCORE			
01	09/09	at Patriots	P	0	0	0	0.0	0.0	0	0	0	0	0	0	0	0	0	0	0	0	0	0	0	0	1	0	0	L	20-27		
02	09/16	at Titans	P	0	0	0	0.0	0.0	0	0	0	0	0	0	0	0	0	0	0	0	0	0	0	0	0	0	L	17-20			
03	09/23	GIANTS	P	0	0	0	0.0	0.0	0	0	0	0	0	0	0	0	0	0	0	0	1	1	0	0	0	0	L	22-27			
04	09/30	at Colts	P	0	0	0	0.0	0.0	0	0	0	0	0	0	0	0	0	0	0	0	0	0	0	0	0	0	W	37-34+			
05	10/07	COWBOYS	P	0	0	0	0.0	0.0	0	0	0	0	0	0	0	0	0	0	0	0	1	1	0	0	0	0	W	19-16+			
06	10/14	BILLS	P	0	0	0	0.0	0.0	0	0	0	0	0	0	0	0	0	0	0	0	0	0	0	0	0	0	W	20-13			
07	10/21	at Jaguars	P	0	0	0	0.0	0.0	0	0	0	0	0	0	0	0	0	0	0	0	0	0	0	0	0	0	W	20-7			
08	10/25	DOLPHINS	P	0	0	0	0.0	0.0	0	0	0	0	0	0	0	0	0	0	0	0	0	0	0	0	0	0	W	42-23			
09	11/04	at Broncos	P	0	0	0	0.0	0.0	0	0	0	0	0	0	0	0	0	0	0	0	0	0	0	0	0	0	W	19-17			
11	11/18	at Redskins	P	0	0	0	0.0	0.0	0	0	0	0	0	0	0	0	0	0	0	0	1	1	0	0	0	0	W	23-21			
12	11/26	TITANS	P	1	0	1	0.0	0.0	0	0	0	0	0	0	0	0	0	0	0	0	1	0	1	0	0	0	W	34-17			
13	12/02	BROWNS	P	0	0	0	0.0	0.0	0	0	0	0	0	0	0	0	0	0	0	0	1	1	0	0	0	0	W	29-13			
2018 TOTALS				12-0	1	0	1	0.0	0.0	0	0	0	0	0	0	0	0	0	0	0	5	4	1	0	1	0	0	9-3			

+ - Overtime



ANGELO BLACKSON

DEFENSIVE END

6-4 | 319 | AUBURN

HOMETOWN: BEAR, DEL. | AGE: 26

4TH NFL SEASON | 2ND WITH TEXANS | ACQUIRED: FA-'17

2018 GP/GS: 12/2 | CAREER GP/GS: 50/4

TEAMS: TEN '15-16; HOU '17-18; NE '17



97

TRANSACTIONS: Selected by the Tennessee Titans with the first pick of the fourth round (100th overall) in the 2015 NFL Draft...Waived by Tennessee on Sept. 2, 2017...Signed to the New England Patriots practice squad on Sept. 4, 2017...Signed to the Houston Texans active roster on Nov. 1, 2017...Re-signed with the Texans on March 15, 2018.

2018 (Houston 12/2):

- ✦ Tallied three total tackles (two solo) and a pass defended at New England (9/9). Tipped a pass from Patriots QB Tom Brady, which was intercepted by S Tyrann Mathieu at the New England 17-yard line
- ✦ Recorded two total tackles at Tennessee (9/16)
- ✦ Matched his career high with three solo tackles and notched his first sack as a Texan vs. the N.Y. Giants (9/23)
- ✦ Started at defensive end vs. Indianapolis (9/30)
- ✦ Notched two total tackles (one solo) vs. Dallas (10/7)
- ✦ Registered two total tackles vs. Buffalo (10/14)
- ✦ Tallied one solo tackle, one pass defended and one quarterback hit at Jacksonville (10/21)
- ✦ Recorded one total tackle and one pass defended vs. Miami (10/25). Extended his single-season career-high for passes defended with three
- ✦ Recorded one solo tackle at Denver (11/4)
- ✦ Notched one total tackle at Washington (11/18)
- ✦ Contributed on defense vs. Tennessee (11/26)
- ✦ Tallied one total tackle and surrendered a season-low 31 rushing yards vs. Cleveland (12/2)

2017 (Houston 9/1):

- ✦ Compiled nine total tackles (eight solo), one pass defended and one quarterback hit in nine games played
- ✦ Made his debut for Houston vs. Indianapolis (11/5)
- ✦ Notched two total tackles and one pass defended at the Los Angeles Rams (11/12)
- ✦ Finished with two solo tackles at Tennessee (12/3)
- ✦ Posted two solo tackles for the second consecutive week vs. San Francisco (12/10)

- ✦ Recorded a pair of solo tackles vs. Pittsburgh (12/25)
- ✦ Started his first game of the season and recorded his first quarterback hit of the season at Indianapolis (12/31)

2016 (Tennessee 13/1):

- ✦ Played in 13 regular season games with one start and registered nine total tackles (four solo) and one pass defended
- ✦ Was inactive for three games
- ✦ Saw action as a reserve vs. Jacksonville (10/27) and notched two total tackles and a pass defended
- ✦ Made his first career start at Indianapolis (11/20) and tied a career high with three total tackles

2015 (Tennessee 16/0):

- ✦ Played in all 16 regular season games as a reserve and registered 15 total tackles (eight solo), 2.5 sacks and a forced fumble
- ✦ Made his NFL debut at Tampa Bay (9/13) and tallied three total tackles, his first career sack and first career forced fumble
- ✦ Appeared as a reserve at New Orleans (11/8) and totaled three tackles and 1.0 sack

COLLEGE:

- ✦ Played four seasons (2011-14) at Auburn (Ala.) University
- ✦ Appeared in 52 games with 18 starts and amassed 65 total tackles, 4.5 sacks, three forced fumbles, one fumble recovery and two passes defended
- ✦ Was on the field for the famous "Kick 6" play during the Auburn and Alabama game in 2013. Lined up on the defensive front to attempt to block the field goal and served as a blocker on the game winning missed field goal return for a touchdown

PERSONAL:

- ✦ Attended Red Lion Christian High School in Bear, Del.
- ✦ Posted 40 total tackles, 3.0 sacks, three forced fumbles, two passes defended and one fumble recovery in just seven games as a senior
- ✦ Majored in sociology at Auburn

TEXANS BIOS

ANGELO BLACKSON - NFL REGULAR SEASON STATISTICS

DATE	TEAM	GP	GS	TK	S	A	TACKLES				QBH	NO	INTERCEPTIONS				FUMBLES				ST				MISC	
							TFL	YDS	SK	YDS			YDS	LG	TD	PD	FF	FR	YDS	TK	S	A	FF	FR	S	A
2015	Titans	16	0	15	8	7	2	14	2.5	17.5	3	0	0	0	0	0	1	0	0	0	0	0	0	0	0	0
2016	Titans	13	1	9	4	5	2	4	0.0	0.0	2	0	0	0	0	1	0	0	0	0	0	0	0	0	0	0
2017	Patriots	0	0	0	0	0	0	0	0.0	0.0	0	0	0	0	0	0	0	0	0	0	0	0	0	0	0	0
2017	Texans	9	1	9	8	1	0	0	0.0	0.0	1	0	0	0	0	1	0	0	0	0	0	0	0	0	0	0
2017	TOTAL	9	1	9	8	1	0	0	0.0	0.0	1	0	0	0	0	1	0	0	0	0	0	0	0	0	0	0
2018	Texans	12	2	16	11	5	1	7	1.0	7.0	2	0	0	0	0	3	0	0	0	0	0	0	0	0	0	0
NFL TOTALS		50	4	49	31	18	5	25	3.5	24.5	8	0	0	0	0	5	1	0	0	0	0	0	0	0	0	0

SINGLE-GAME HIGHS: DEFENSIVE

Total Tackles	3 vs. New York Giants, Sep 23, 2018 ...3 more at 3.	Forced Fumbles	1 at Tampa Bay Buccaneers, Sep 13, 2015
Sacks	1.0 vs. New York Giants, Sep 23, 2018 ...2 more at 1.0.	Tackles For Loss	1 vs. New York Giants, Sep 23, 2018 ...4 more at 1.
Passes Defensed	1 vs. Miami Dolphins, Oct 25, 2018 ...4 more at 1.		

2018 GAME-BY-GAME REGULAR SEASON STATISTICS (TEXANS)

W	DATE	OPPONENT	TK	S	A	TACKLES				QBH	NO	INTERCEPTIONS				FUMBLES				ST				MISC		W/L	SCORE
						SK	YDS	TFL	YDS			YDS	LG	TD	PD	FF	FR	YDS	TK	S	A	FF	FR	S	A		
01	09/09	at Patriots	P	3	2	1	0.0	0.0	0	0	0	0	0	0	1	0	0	0	0	0	0	0	0	0	0	L	20-27
02	09/16	at Titans	P	2	2	0	0.0	0.0	0	0	0	0	0	0	0	0	0	0	0	0	0	0	0	0	0	L	17-20
03	09/23	GIANTS	P	3	3	0	1.0	7.0	1	7	1	0	0	0	0	0	0	0	0	0	0	0	0	0	0	L	22-27
04	09/30	at Colts	S	0	0	0	0.0	0.0	0	0	0	0	0	0	0	0	0	0	0	0	0	0	0	0	0	W	37-34+
05	10/07	COWBOYS	S	1	0	1	0.0	0.0	0	0	0	0	0	0	0	0	0	0	0	0	0	0	0	0	0	W	19-16+
06	10/14	BILLS	P	2	0	2	0.0	0.0	0	0	0	0	0	0	0	0	0	0	0	0	0	0	0	0	0	W	20-13
07	10/21	at Jaguars	P	1	1	0	0.0	0.0	0	0	1	0	0	0	1	0	0	0	0	0	0	0	0	0	0	W	20-7
08	10/25	DOLPHINS	P	1	1	0	0.0	0.0	0	0	0	0	0	0	1	0	0	0	0	0	0	0	0	0	0	W	42-23
09	11/04	at Broncos	P	1	1	0	0.0	0.0	0	0	0	0	0	0	0	0	0	0	0	0	0	0	0	0	0	W	19-17
11	11/18	at Redskins	P	1	0	1	0.0	0.0	0	0	0	0	0	0	0	0	0	0	0	0	0	0	0	0	0	W	23-21
12	11/26	TITANS	P	0	0	0	0.0	0.0	0	0	0	0	0	0	0	0	0	0	0	0	0	0	0	0	0	W	34-17
13	12/02	BROWNS	P	1	1	0	0.0	0.0	0	0	0	0	0	0	0	0	0	0	0	0	0	0	0	0	0	W	29-13
2018 TOTALS				12-2	16	11	5	1.0	7.0	1	7	2	0	0	0	3	0	0	0	0	0	0	0	0	0	9-3	

+ - Overtime



ALFRED BLUE

RUNNING BACK

6-2 | 229 | LSU

HOMETOWN: BOUTTE, LA. | AGE: 27

5TH NFL SEASON | 5TH WITH TEXANS | ACQUIRED: D6B-'14

2018 GP/GS: 12/1 | CAREER GP/GS (POST): 69/15 (3/1)

TEAMS: HOU '14-18



28

TRANSACTIONS: Selected by the Houston Texans with the fifth pick in the sixth round (181st overall) of the 2014 NFL Draft...Re-signed by the Texans on April 30, 2018.

CAREER:

- Became the first player in franchise history with a rushing, receiving and return touchdown in the same season in 2014
- Holds the franchise record for carries in a game (36) at Cleveland (11/16/14)
- Registered a 49-yard run in the second quarter of the 2015 Wild Card game vs. Kansas City (1/9/16), the longest run in Texans postseason history
- Set single-season career highs in 2015 in rushing yards (698) and carries (183), while tying his personal-best in rushing touchdowns (two)
- Has four career 100-yard rushing games
- Currently ranks fourth in Texans history with 2,354 career rushing yards

2018 (Houston 12/1):

- Recorded 36 yards rushing on five carries (7.2 avg.) and one touchdown at New England (9/9). Passed Derrick Ward (six) for the ninth-most career rushing touchdowns in franchise history
- Rushed seven times for 36 yards (5.1 avg.) at Tennessee (9/16) and passed Ben Tate (2,279) for the ninth-most career scrimmage yards in team history
- Registered four carries for 13 yards (3.3 avg.) and caught one pass for four yards vs. the N.Y. Giants (9/23). Passed Ben Tate (1,992) for the fourth-most career rushing yards in franchise history
- Recorded 31 rushing yards on 12 carries (2.6 avg.) and notched one special teams tackle at Indianapolis (9/30). Surpassed 2,000 rushing yards for his career on a 10-yard run in the first quarter
- Set career highs for receptions (eight) and receiving yards (73) vs. Dallas (10/7). Added 46 rushing yards on 20 carries (2.3 avg.)
- Rushed for 26 yards on seven carries (3.7 avg.) and caught two passes for 17 yards (8.5 avg.) vs. Buffalo (10/14)
- Carried eight times for 28 yards (3.5 avg.) at Jacksonville (10/21)
- Finished with 42 yards rushing on 15 carries (2.8 avg.) vs. Miami (10/25)
- Recorded a team-high 39 rushing yards on 15 carries (2.6 avg.) at Denver (11/4)
- Rushed for a season-high 46 yards on eight carries (5.8 avg.) at Washington (11/18)
- Tallied 49 rushing yards on 13 carries (3.8 avg.) and caught one pass for 13 yards vs. Tennessee (11/26)

- Rushed for a season-high 54 yards on 13 carries (4.2 avg.) vs. Cleveland (12/2)

2017 (Houston 11/0):

- Rushed for 262 yards on 71 carries and one touchdown in 11 games played
- Recorded the most rushing yards by a Texans player in a game in 2017 and most since Week 6 of 2016 when RB Lamar Miller had 149 rushing yards against the Colts
- Was one of four Texans rushers with more than 250 yards for the first time in team history
- Recorded five carries for 21 yards at Seattle (10/29)
- Gained 26 yards from scrimmage on 10 offensive touches at Baltimore (11/27)
- Totaled nine yards from scrimmage, added a special teams tackle and forced a fumble in kickoff coverage at Tennessee (12/3)
- Tallied 12 carries for 55 yards (4.6 avg.) while posting one special teams tackle at Jacksonville (12/18)
- Recorded 16 carries for a season-most 108 rushing yards vs. Pittsburgh (12/25). Produced a 48-yard rush while registering the fifth 100-yard rushing game of his career, tied for the third-most in franchise history
- Rushed a season-high 18 times for 39 yards, scored his first rushing touchdowns of the season, and caught four passes for 36 yards at Indianapolis (12/31)

2016 (Houston 14/2, 2/0):

- Compiled 420 yards rushing on 100 carries and one touchdown in 14 games played
- Posted three carries for 19 yards, including a season-long 17-yard rush, and added a special teams tackle vs. Tennessee (10/2) in Week 4
- Rushed for a team-high 39 yards on six carries (6.5 avg.) at Minnesota (10/9) in Week 5
- Recorded 11 carries for a team-leading 63 yards, averaging 5.7 yards per attempt, at Denver (10/24) in Week 7
- Inactive for Week 11 at Oakland (11/21) and Week 12 vs. San Diego (11/27) with an injury
- Averaged 7.6 yards per carry on five rushing attempts for a total of 38 yards, including a season-long run of 25 yards, and caught two passes for three yards at Green Bay (12/4) in Week 13
- Posted 16 rushing attempts for a total of 55 yards at Indianapolis (12/11) in Week 14
- Made his first start of the year in place on an injured RB Lamar Miller and set single-game season highs with 21 rushing attempts

for 73 yards and a touchdown vs. Cincinnati (12/24) in Week 16

- Started and logged 11 rushes for 28 yards at Tennessee (1/1/17) in Week 17
- Rushed twice for four yards vs. Oakland (1/7/17) in the AFC Wild Card round

2015 (Houston 16/9, 1/1):

- Played in all 16 games (nine starts) for the second straight year and set single-season career highs in rushing yards (698), carries (183) and 100-yard rushing games (three), while tying his personal-best in rushing touchdowns (two)
- Started in the season-opener vs. Kansas City (9/13) and ran for a team-high 42 yards on nine carries
- Started at Carolina (9/20) and ran for six yards on five carries
- Recorded the second-most rushing attempts (31) and rushing yards (139) in a single game of his career vs. Tampa Bay (9/27). His 31 rushing attempts were the most in the NFL in any game in 2015. Posted the second 100-yard rushing game of his career and first since Nov. 16, 2014 at Cleveland. Scored his first rushing touchdown of the season and third of his career on a 20-yard run in the fourth quarter, marking the longest rushing touchdown of his career
- Ran for 22 yards on six carries and had one reception for 11 yards vs. Indianapolis (10/8)
- Finished second on the team with five receptions for 33 yards. Also tallied 39 rushing yards on 14 carries vs. Tennessee (11/1)
- Rushed 21 times for 58 yards and caught three passes for 34 yards and a touchdown vs. N.Y. Jets (11/22). Caught a 21-yard touchdown pass from WR Cecil Shorts III in the third quarter, which was the second touchdown reception of his career and first since Oct. 20, 2014 at Pittsburgh
- Rushed 16 times for 77 yards (4.8 avg.) and a touchdown vs. New Orleans (11/29). Scored on an 8-yard run to open the second half, marking his second rushing touchdown of the season and fourth of his career. Scored a touchdown in his second consecutive game after posting a receiving touchdown in Week 11 against the N.Y. Jets (11/22)
- Led the team with 107 rushing yards on 20 carries (5.4 avg.) at Indianapolis (12/20), marking his second 100-yard rushing game of the season. With his third career 100-yard rushing game, passed Ron Dayne (two) for sole possession of the fifth-most career 100-yard rushing games in team history. Also recorded a season-long 41-yard run in the second quarter
- Led the team with 45 rushing yards on 15 carries and caught one pass for five yards at Tennessee (12/27). Forced a fumble on a punt return by Titans WR Harry Douglas in the first quarter (12/27). LS Jon Weeks recovered the ball at Tennessee's 11-yard line, which led to a field goal by K Nick Novak on the following offensive possession. Also led the team with two special teams tackles
- Led the team with 102 rushing yards on 21 carries (4.9 avg.) vs. Jacksonville (1/3/16), as he posted his third 100-yard rushing game of the season and fourth of his career
- Led the team with 99 rushing yards on 17 attempts in Wild Card Game vs. Kansas City (1/9/16), averaging 5.8 yards per carry. His yardage total ranks as the fourth-highest mark in Texans postseason history. Registered a 49-yard run in the second quarter, the longest run in Texans postseason history

2014 (Houston 16/3):

- Played in all 16 games (three starts) and finished the season with 528 yards, which was the fourth-highest total for a rookie rusher in franchise history
- Set the franchise record for carries in a game with 36 and tied a rookie rushing record with 156 yards at Cleveland (11/16)
- Blocked a punt and returned it five yards for his first career touchdown vs. Washington (9/7) in Week 1
- Rushed for 40 yards on 11 carries in Week 2 at Oakland (9/14)
- Earned his first career start and carried the ball 13 times for 78 yards (6.0 avg.) with a long of 46 yards at the N.Y. Giants (9/21) in Week 3
- Recovered a fumble, had a tackle on special teams and ran four times for 14 yards at Dallas (10/5) in Week 5
- Hauled in his first career touchdown reception (11 yards), rushed for 14 yards, gained seven yards on a fake punt, downed a punt on the 1-yard line in the third quarter and registered a special teams tackle at Pittsburgh (10/20) in Week 7
- Carried the ball 14 times for 42 yards (3.0 avg.) and made a season-long 22-yard reception at Tennessee (10/26) in Week 8
- Started and set a franchise record with 36 carries and tied a franchise rookie record with 156 yards rushing at Cleveland (11/16) in Week 11
- Rushed for 46 yards on 16 carries and had three receptions for 20 yards vs. Cincinnati (11/23) in Week 12. Also had a special teams tackle
- Scored his first career rushing touchdown on a 1-yard run in the third quarter at Jacksonville (12/7) in Week 14. Became the first player in franchise history with a rushing, receiving and return touchdown in the same season
- Carried the ball eight times for 26 yards and had a special teams tackle at Indianapolis (12/14) in Week 15
- Scored on a 1-yard run in the second quarter vs. Jacksonville (12/28) in Week 17. Carried the ball 17 times for 39 yards and set career highs with six receptions for 37 yards

COLLEGE:

- Played four seasons (2010-13) at Louisiana State University in Baton Rouge, La.
- Saw action in 40 games and made seven starts
- Rushed for 1,253 yards and 11 touchdowns and caught 16 passes for 107 yards
- Had three 100-yard rushing games

PERSONAL:

- Attended Hahnville High School in Boutte, La.
- Rushed for 1,695 yards and 25 touchdowns as a senior in 2009
- Added 13 receptions for nearly 200 yards and three scores
- A member of the SuperPrep Southwest Team and Baton Rouge Advocate Super Dozen
- Earned Class 5A first-team all-state honors in 2009
- Named the District 6-5A 2009 Offensive MVP
- Notched 10 touchdowns and 600 yards rushing in his junior season
- Full name is Alfred Calvin Blue III
- Majored in sports administration

TEXANS BIOS

ALFRED BLUE - NFL REGULAR SEASON STATISTICS

		RUSHING							RECEIVING				
DATE	TEAM	GP	GS	NO.	YDS.	AVG.	LG	TD	NO.	YDS	AVG	LG	TD
2014	Texans	16	3	169	528	3.1	46	2	15	113	7.5	22	1
2015	Texans	16	9	183	698	3.8	41	2	15	109	7.3	21t	1
2016	Texans	14	2	100	420	4.2	25	1	12	40	3.3	12	0
2017	Texans	11	0	71	262	3.7	48	1	7	54	7.7	14	0
2018	Texans	12	1	128	446	3.5	17	1	12	107	8.9	28	0
NFL TOTALS		69	15	651	2,354	3.6	48	7	61	423	6.9	28	2

ALFRED BLUE - NFL POSTSEASON STATISTICS

		RUSHING							RECEIVING				
DATE	TEAM	GP	GS	NO.	YDS.	AVG.	LG	TD	NO.	YDS	AVG	LG	TD
2015	Texans	1	1	17	99	5.8	49	0	0	0	0.0	0	0
2016	Texans	2	0	3	6	2.0	4	0	0	0	0.0	0	0
NFL TOTALS		3	1	20	105	5.3	49	0	0	0	0.0	0	0

SINGLE-GAME HIGHS: RUSHING/RECEIVING

Rush Attempts 36 at Cleveland Browns, Nov 16, 2014
Rushing Yards 156 at Cleveland Browns, Nov 16, 2014
Longest Runs 48 vs. Pittsburgh Steelers, Dec 25, 2017
Rushing TDs 1 at New England Patriots, Sep 09, 2018
 ...6 more at 1.

Receptions 8 vs. Dallas Cowboys, Oct 07, 2018
Receiving Yards 73 vs. Dallas Cowboys, Oct 07, 2018
Longest Receptions 28 vs. Dallas Cowboys, Oct 07, 2018

Receiving TDs 1 vs. New York Jets, Nov 22, 2015
 ...1 more at 1.
All-purpose yards 156 at Cleveland Browns, Nov 16, 2014
Kickoff Returns 1 at Indianapolis Colts, Sep 30, 2018
Kickoff Return Yards 13 at Indianapolis Colts, Sep 30, 2018
Longest Kickoff Return 13 at Indianapolis Colts, Sep 30, 2018
Special Teams Tackles 2 vs. Cleveland Browns, Oct 15, 2017
 ...2 more at 2.
Most TDs 1 at New England Patriots, Sep 09, 2018
 ...9 more at 1.

SINGLE-GAME HIGHS - POSTSEASON: RUSHING/RECEIVING

Rush Attempts 17 vs. Kansas City Chiefs, Jan 09, 2016
Rushing Yards 99 vs. Kansas City Chiefs, Jan 09, 2016
Longest Runs 49 vs. Kansas City Chiefs, Jan 09, 2016
All-purpose yards 99 vs. Kansas City Chiefs, Jan 09, 2016

Kickoff Returns 1 vs. Oakland Raiders, Jan 07, 2017
Kickoff Return Yards 15 vs. Oakland Raiders, Jan 07, 2017
Longest Kickoff Return 15 vs. Oakland Raiders, Jan 07, 2017
Special Teams Tackles 1 vs. Kansas City Chiefs, Jan 09, 2016

100-YARD RUSHING GAMES (5): REGULAR SEASON

DATE	TEAM	ATT.	YDS.	AVG.	LG	TD
11/16/14	at Browns	36	156	4.3	21	0
09/27/15	BUCCANEERS	31	139	4.5	20t	1
12/20/15	at Colts	20	107	5.4	41	0
01/03/16	JAGUARS	21	102	4.9	12	0
12/25/17	STEELERS	16	108	6.8	48	0

TEXANS BIOS

2018 GAME-BY-GAME REGULAR SEASON STATISTICS (TEXANS)

W	DATE	OPPONENT	P/S	RUSHING				RECEIVING				TD	W/L	SCORE
				ATT	YDS	LG	TD	NO	YDS	LG	TD			
01	09/09	at Patriots	P	5	36	17	1	0	0	0	0	0	L	20-27
02	09/16	at Titans	P	7	36	8	0	0	0	0	0	0	L	17-20
03	09/23	GIANTS	P	4	13	6	0	1	4	4	0	0	L	22-27
04	09/30	at Colts	P	13	31	10	0	0	0	0	0	0	W	37-34+
05	10/07	COWBOYS	S	20	46	17	0	8	73	28	0	0	W	19-16+
06	10/14	BILLS	P	7	26	17	0	2	17	14	0	0	W	20-13
07	10/21	at Jaguars	P	8	28	7	0	0	0	0	0	0	W	20-7
08	10/25	DOLPHINS	P	15	42	12	0	0	0	0	0	0	W	42-23
09	11/04	at Broncos	P	15	39	7	0	0	0	0	0	0	W	19-17
11	11/18	at Redskins	P	8	46	16	0	0	0	0	0	0	W	23-21
12	11/26	TITANS	P	13	49	9	0	1	13	13	0	0	W	34-17
13	12/02	BROWNS	P	13	54	17	0	0	0	0	0	0	W	29-13
2018 TOTALS			12-1	128	446	17	1	12	107	28	0	9-3		

+ - Overtime



DEANTE BURTON

CORNERBACK

6-2 | 205 | KANSAS STATE

HOMETOWN: MANHATTAN, KAN. | AGE: 24

1ST NFL SEASON | 1ST WITH TEXANS | ACQUIRED: FA-'18

2018 GP/GS: 1/0 | CAREER GP/GS: 1/0

TEAMS: ATL '17-18; GB '18; HOU '18



39

TRANSACTIONS: Signed by the Atlanta Falcons as a college free agent on May 1, 2017...Waived by the Falcons on Sept. 2, 2017...Signed to the Falcons practice squad on Sept. 3, 2017...Signed to the Falcons active roster on Jan. 15, 2018...Waived by the Falcons on Sept. 1, 2018...Signed to the Falcons practice squad on Sept. 2, 2018...Signed to the Falcons active roster on Sept. 4, 2018...Waived by the Falcons on Sept. 10, 2018...Claimed off waivers by the Green Bay Packers on Sept. 11, 2018...Waived by the Packers on Sept. 19, 2018...Signed to the Falcons practice squad on Sept. 25, 2018...Signed by the Houston Texans on Oct. 31, 2018.

2018 (Atlanta 1/0; Green Bay 0/0; Houston 0/0):

- Recorded one total tackle at Philadelphia (9/6) in his NFL debut
- Signed by the Packers prior to Week 2
- Inactive in Week 2 vs. Minnesota (9/16)
- Spent Weeks 4-8 on the Falcons practice squad
- Signed to the Texans active roster prior to Week 9
- Inactive Weeks 9-13

2017 (Atlanta 0/0):

- Converted to cornerback after practicing at wide receiver during the offseason and preseason with the Falcons
- Spent the entire season on the Falcons practice squad

COLLEGE:

- Played four seasons (2013-16) at Kansas State University in

Manhattan, Kan. after redshirting the 2012 season

- Appeared in 48 games with 35 starts, including the final 26 games of his collegiate career, over four seasons for the Wildcats
- Recorded 84 receptions for 1,085 yards and five touchdowns as a wide receiver
- Started all 13 games and tallied 29 receptions for 404 yards (13.9 avg.) and one touchdown as a senior in 2016
- Named First Team Academic All-Big 12 in 2016
- Led the team in receptions (38), receiving yards (510) and touchdown receptions (four) as a junior in 2015
- Earned Big 12 Offensive Player of the Week honors when he caught five passes for a career-high 135 yards and a touchdown vs. West Virginia (12/5)
- Hauled in 17 passes for 171 yards (10.1 avg.) in 13 games with nine starts as a sophomore in 2014
- Saw action in nine games as a redshirt freshman in 2013
- Redshirted the 2012 season

PERSONAL:

- Attended Manhattan (Kan.) High School
- Named first-team All-Centennial League and earned all-state honors as a senior defensive back
- Recorded 20 receptions for 327 yards (16.4 avg.) and five touchdowns as a wide receiver and two interceptions as a defensive back as a senior in 2011
- Majored in journalism and mass communications at Kansas State

DEANTE BURTON - NFL REGULAR SEASON STATISTICS

SEATTLE SEAHAWKS - 2017-2018 SEASON STATISTICS																													
		TACKLES								INTERCEPTIONS					FUMBLES					ST				MISC					
DATE	TEAM	GP	GS	TK	S	A	TFL	YDS	SK	YDS	QBH	NO	YDS	LG	TD	PD	FF	FR	YDS	TK	S	A	FF	FR	S	A			
2017	Falcons	0	0	0	0	0	0	0	0.0	0.0	0	0	0	0	0	0	0	0	0	0	0	0	0	0	0	0			
2018	Falcons	1	0	1	0	1	0	0	0.0	0.0	0	0	0	0	0	0	0	0	0	0	0	0	0	0	0	0			
2018	Packers	0	0	0	0	0	0	0	0.0	0.0	0	0	0	0	0	0	0	0	0	0	0	0	0	0	0	0			
2018	Texans	0	0	0	0	0	0	0	0.0	0.0	0	0	0	0	0	0	0	0	0	0	0	0	0	0	0	0			
2018	TOTAL	1	0	1	0	1	0	0	0.0	0.0	0	0	0	0	0	0	0	0	0	0	0	0	0	0	0	0			
NFL	TOTALS	1	0	1	0	1	0	0	0.0	0.0	0	0	0	0	0	0	0	0	0	0	0	0	0	0	0	0			

DEANTE BURTON - NFL POSTSEASON STATISTICS

SEATTLE SEAHAWKS - 1974 SEASON STATISTICS																														
		TACKLES										INTERCEPTIONS					FUMBLES					ST				MISC				
DATE	TEAM	GP	GS	TK	S	A	TFL	YDS	SK	YDS	QBH	NO	YDS	LG	TD	PD	FF	FR	YDS	TK	S	A	FF	FR	S	A	FF	FR	S	A
2017	Falcons	0	0	0	0	0	0	0	0.0	0.0	0	0	0	0	0	0	0	0	0	0	0	0	0	0	0	0	0	0	0	0
NFL	TOTALS	0	0	0	0	0	0	0	0.0	0.0	0	0	0	0	0	0	0	0	0	0	0	0	0	0	0	0	0	0	0	0

TEXANS BIOS

DEANTE BURTON - NFL REGULAR SEASON STATISTICS

				RECEIVING					RUSHING				
DATE	TEAM	GP	GS	NO.	YDS	AVG	LG	TD	NO.	YDS.	AVG.	LG	TD
2017	Falcons	0	0	0	0	0.0	0	0	0	0	0.0	0	0
2018	Falcons	1	0	0	0	0.0	0	0	0	0	0.0	0	0
2018	Packers	0	0	0	0	0.0	0	0	0	0	0.0	0	0
2018	Texans	0	0	0	0	0.0	0	0	0	0	0.0	0	0
NFL TOTALS		1	0	0	0	0.0	0	0	0	0	0.0	0	0

DEANTE BURTON - NFL POSTSEASON STATISTICS

		RECEIVING							RUSHING				
DATE	TEAM	GP	GS	NO.	YDS	AVG	LG	TD	NO.	YDS.	AVG.	LG	TD
2017	Falcons	0	0	0	0	0.0	0	0	0	0	0.0	0	0
NFL TOTALS		0	0	0	0	0.0	0	0	0	0	0.0	0	0

DEANTE BURTON - NFL REGULAR SEASON RETURN STATISTICS

		KICKOFF RETURNS					PUNT RETURNS					
DATE	TEAM	RET.	YDS.	AVG.	LG	TD	NO.	FC	YDS	AVG	LG	TD
2017	Falcons	0	0	0.0	0	0	0	0	0	0.0	0	0
2018	Falcons	0	0	0.0	0	0	0	0	0	0.0	0	0
2018	Packers	0	0	0.0	0	0	0	0	0	0.0	0	0
2018	Texans	0	0	0.0	0	0	0	0	0	0.0	0	0
NFL TOTALS		0	0	0.0	0	0	0	0	0	0.0	0	0

DEANTE BURTON - NFL POSTSEASON RETURN STATISTICS

		KICKOFF RETURNS					PUNT RETURNS					
DATE	TEAM	RET.	YDS.	AVG.	LG	TD	NO.	FC	YDS	AVG	LG	TD
2017	Falcons	0	0	0.0	0	0	0	0	0	0.0	0	0
NFL TOTALS		0	0	0.0	0	0	0	0	0	0.0	0	0

2017 GAME-BY-GAME REGULAR SEASON STATISTICS (FALCONS)

			TACKLES								INTERCEPTIONS					FUMBLES			ST					MISC			
W	DATE	OPPONENT	TK	S	A	SK	YDS	TFL	YDS	QBH	NO	YDS	LG	TD	PD	FF	FR	YDS	TK	S	A	FF	FR	S	A	W/L	SCORE
01	09/10	at Bears																								W	23-17
02	09/17	PACKERS																								W	34-23
03	09/24	at Lions																								W	30-26
04	10/01	BILLS																								L	17-23
06	10/15	DOLPHINS																								L	17-20
07	10/22	at Patriots																								L	7-23
08	10/29	at Jets																								W	25-20
09	11/05	at Panthers																								L	17-20
10	11/12	COWBOYS																								W	27-7
11	11/20	at Seahawks																								W	34-31
12	11/26	BUCCANEERS																								W	34-20
13	12/03	VIKINGS																								L	9-14
14	12/07	SAINTS																								W	20-17
15	12/18	at Buccaneers																								W	24-21
16	12/24	at Saints																								L	13-23
17	12/31	PANTHERS																								W	22-10
2017 TOTALS			0	0	0	0.0	0.0	0	0	0	0	0	0	0	0	0	0	0	0	0	0	0	0	0	0	10-6	

TEXANS BIOS

2018 GAME-BY-GAME REGULAR SEASON STATISTICS (FALCONS/PACKERS/TEXANS)

				TACKLES								INTERCEPTIONS						FUMBLES				ST					MISC			
W	DATE	OPPONENT		TK	S	A	SK	YDS	TFL	YDS	QBH	NO	YDS	LG	TD	PD	FF	FR	YDS	TK	S	A	FF	FR	S	A	W/L	SCORE		
01	09/06	at Eagles	P	1	0	1	0.0	0.0	0	0	0	0	0	0	0	0	0	0	0	0	0	0	0	0	0	0	L	12-18		
Went from Falcons to Packers .																														
02	09/16	VIKINGS																								L	29-29			
03	09/23	at Redskins																								L	17-31			
Went from Packers to Falcons .																														
04	09/30	BENGALS																								L	36-37			
05	10/07	at Steelers																								L	17-41			
06	10/14	BUCCANEERS																								W	34-29			
07	10/22	GIANTS																								W	23-20			
Went from Falcons to Texans .																														
09	11/04	at Broncos																								W	19-17			
11	11/18	at Redskins																								W	23-21			
12	11/26	TITANS																								W	34-17			
13	12/02	BROWNS																								W	29-13			
2018 TOTALS				1-0	1	0	1	0.0	0.0	0	0	0	0	0	0	0	0	0	0	0	0	0	0	0	0	0	6-5			

2017 GAME-BY-GAME POSTSEASON STATISTICS (FALCONS)

			TACKLES								INTERCEPTIONS					FUMBLES			ST					MISC			
W	DATE	OPPONENT	TK	S	A	SK	YDS	TFL	YDS	QBH	NO	YDS	LG	TD	PD	FF	FR	YDS	TK	S	A	FF	FR	S	A	W/L	SCORE
01	01/06	at Rams	PRACTICE SQUAD																							W	26-13
02	01/13	at Eagles	PRACTICE SQUAD																							L	10-15
2017 TOTALS			0	0	0	0.0	0.0	0	0	0	0	0	0	0	0	0	0	0	0	0	0	0	0	0	0	1-1	

2017 GAME-BY-GAME REGULAR SEASON STATISTICS (FALCONS)

2017 GAME BY GAME RECEIVING STATISTICS (PREGAME)														
W	DATE	OPPONENT	P/S	RECEIVING				RUSHING				W/L	SCORE	
				NO	YDS	LG	TD	ATT	YDS	LG	TD			
01	09/10	at Bears					PRACTICE SQUAD					W	23-17	
02	09/17	PACKERS					PRACTICE SQUAD					W	34-23	
03	09/24	at Lions					PRACTICE SQUAD					W	30-26	
04	10/01	BILLS					PRACTICE SQUAD					L	17-23	
06	10/15	DOLPHINS					PRACTICE SQUAD					L	17-20	
07	10/22	at Patriots					NOT ON ROSTER					L	7-23	
08	10/29	at Jets					PRACTICE SQUAD					W	25-20	
09	11/05	at Panthers					PRACTICE SQUAD					L	17-20	
10	11/12	COWBOYS					PRACTICE SQUAD					W	27-7	
11	11/20	at Seahawks					PRACTICE SQUAD					W	34-31	
12	11/26	BUCCANEERS					PRACTICE SQUAD					W	34-20	
13	12/03	VIKINGS					PRACTICE SQUAD					L	9-14	
14	12/07	SAINTS					PRACTICE SQUAD					W	20-17	
15	12/18	at Buccaneers					PRACTICE SQUAD					W	24-21	
16	12/24	at Saints					PRACTICE SQUAD					L	13-23	
17	12/31	PANTHERS					PRACTICE SQUAD					W	22-10	
2017 TOTALS			0-0	0	0	0	0	0	0	0	0	10-6		

TEXANS BIOS

2018 GAME-BY-GAME REGULAR SEASON STATISTICS (FALCONS/PACKERS/TEXANS)

W	DATE	OPPONENT	P/S	RECEIVING				RUSHING				TD	W/L	SCORE
				NO	YDS	LG	TD	ATT	YDS	LG	TD			
01	09/06	at Eagles	P	0	0	0	0	0	0	0	0	0	L	12-18
Went from Falcons to Packers .														
02	09/16	VIKINGS											L	29-29
03	09/23	at Redskins											L	17-31
Went from Packers to Falcons .														
04	09/30	BENGALS											L	36-37
05	10/07	at Steelers											L	17-41
06	10/14	BUCCANEERS											W	34-29
07	10/22	GIANTS											W	23-20
Went from Falcons to Texans .														
09	11/04	at Broncos											W	19-17
11	11/18	at Redskins											W	23-21
12	11/26	TITANS											W	34-17
13	12/02	BROWNS											W	29-13
2018 TOTALS			1-0	0	0	0	0	0	0	0	0	0	6-5	

2017 GAME-BY-GAME POSTSEASON STATISTICS (FALCONS)

W	DATE	OPPONENT	P/S	RECEIVING				RUSHING				TD	W/L	SCORE
				NO	YDS	LG	TD	ATT	YDS	LG	TD			
01	01/06	at Rams											W	26-13
02	01/13	at Eagles											L	10-15
2017 TOTALS			0-0	0	0	0	0	0	0	0	0	0	1-1	



DEANDRE CARTER

WIDE RECEIVER

5-8 | 190 | SACRAMENTO STATE

HOMETOWN: SAN JOSE, CALIF. | AGE: 25

1ST NFL SEASON | 1ST WITH TEXANS | ACQUIRED: W-'18 (PHI)

2018 GP/GS: 10/2 | CAREER GP/GS: 10/2

TEAMS: SF '17; HOU '18; PHI '18



14

TRANSACTIONS: Signed by the Baltimore Ravens as a college free agent on May 8, 2015...Waived by the Ravens on Aug. 31, 2015...Signed to the Oakland Raiders practice squad on Sept. 16, 2015...Released from the Raiders practice squad on Dec. 1, 2015...Signed to the New England Patriots practice squad on Dec. 15, 2015...Released from the Patriots practice squad on Jan. 12, 2016...Signed to the Patriots practice squad on Jan. 13, 2016...Signed by the Patriots on Jan. 25, 2016...Waived by the Patriots on Sept. 3, 2016...Signed by the San Francisco 49ers on Feb. 24, 2017...Waived by the 49ers on Sept. 2, 2017...Signed to the 49ers practice squad on Sept. 3, 2017...Signed by the 49ers on Jan. 2, 2018...Waived by the 49ers on May 15, 2018...Signed by the Philadelphia Eagles on July 28, 2018...Waived by the Eagles on Sept. 18, 2018...Signed to the Eagles practice squad on Sept. 20, 2018...Signed to the Eagles active roster on Sept. 29, 2018...Waived by the Eagles on Nov. 6, 2018...Claimed off waivers by the Houston Texans on Nov. 7, 2018.

2018 (Philadelphia 7/1; Houston 3/1):

- ✦ Made his NFL debut and recorded his first career reception for 10 yards vs. Atlanta (9/6)
- ✦ Returned two punts for 42 yards (21.0 avg.) at Tennessee (9/30)
- ✦ Recorded 86 return yards on four kickoff returns (21.5 avg.) vs. Minnesota (10/7)
- ✦ Returned five punts for 47 yards (9.4 avg.) and two kickoffs for 34 yards (17.0 avg.) at the N.Y. Giants (10/11)
- ✦ Tallied 14 punt return yards on two punts (7.0 avg.) and 73 kickoff return yards on three kickoffs (24.3 avg.), including a career-high 30-yard kickoff return vs. Carolina (10/21)
- ✦ Returned one kickoff for 11 yards (11.0 avg.) at Jacksonville (10/28)
- ✦ Claimed off waivers by the Texans prior to Week 10
- ✦ Returned one punt for 16 yards and one kickoff for 18 yards in his Texans debut at Washington (11/18)
- ✦ Returned one kickoff for 30 yards and three punts for 37 yards (12.3 avg.) vs. Tennessee (11/26)
- ✦ Set career highs in receptions (six) and receiving yards (32) and returned one kickoff for 23 yards vs. Cleveland (12/2)

2017 (San Francisco 0/0):

- ✦ Participated in the offseason and preseason with the 49ers
- ✦ Spent the entirety of the 2017 season on the 49ers practice squad

2016 (New England 0/0):

- ✦ Spent the offseason and preseason with the Patriots

2015 (Oakland 0/0; New England 0/0, 0/0):

- ✦ Spent the offseason and preseason with the Ravens

- ✦ Signed to the Raiders practice squad prior to Week 2
- ✦ Spent Weeks 2-12 on the Raiders practice squad
- ✦ Signed to the Patriots practice squad and spent the final four weeks of the regular season and both postseason contests on the practice squad

COLLEGE:

- ✦ Played four seasons (2011-14) at California State University, Sacramento
- ✦ Caught 207 passes for 2,760 yards (13.3 avg.) and 35 touchdowns in 41 career games for the Hornets
- ✦ Returned 18 career kickoffs for 426 yards (23.7 avg.) and 10 punts for 125 yards (12.5 avg.) and one touchdown
- ✦ Earned All-America honors from the Associated Press and the FCS Athletic Directors Association as a senior in 2014
- ✦ Named the only unanimous, first-team all-Big Sky selection in 2014
- ✦ Served as team captain as a senior
- ✦ Led the FCS with 99 receptions for 1,321 yards (13.3 avg.) and 17 touchdowns in 2014
- ✦ Earned FCS and Big Sky Player of the Week honors after recording a program-record 16 receptions for 273 yards and four touchdowns vs. Southern Utah (11/8)
- ✦ Scored multiple touchdowns in six games as a senior
- ✦ Tallied 64 receptions for 934 yards (14.6 avg.) and 14 touchdowns as a junior in 2013
- ✦ Earned first-team all-Big Sky honors as a junior
- ✦ Set the program record for touchdown receptions in a single game with five vs. Southern Oregon (9/14)
- ✦ Recorded 32 receptions for 344 yards (10.8 avg.) and four touchdowns in 10 games as a sophomore
- ✦ Led the team with an average of 28.6 yards per kickoff in 2012
- ✦ Played in eight games as a true freshman and caught 12 passes for 161 yards (13.4 avg.) in 2011
- ✦ Returned eight kickoffs for an average of 21.25 yards per return

PERSONAL:

- ✦ Attended Washington High School in Fremont, Calif.
- ✦ Named third-team all-state, first-team all-East Bay and the Mission Valley Athletic League Offensive Player of the Year as a senior in 2010
- ✦ Caught 69 passes for 1,093 yards and 15 touchdowns as a senior
- ✦ Recorded 380 rushing yards and eight touchdowns in 2010
- ✦ Name first-team all-league at wide receiver and defensive back and was a second-team selection as a kick returner

TEXANS BIOS

Majoring in communications studies at Sacramento State

DEANDRE CARTER - NFL REGULAR SEASON STATISTICS

DATE	TEAM	GP	GS	RECEIVING					RUSHING				
				NO.	YDS	AVG	LG	TD	NO.	YDS.	AVG.	LG	TD
2017	49ers	0	0	0	0	0.0	0	0	0	0	0.0	0	0
2018	Eagles	7	1	2	21	10.5	11	0	0	0	0.0	0	0
2018	Texans	3	1	7	46	6.6	14	0	0	0	0.0	0	0
NFL TOTALS		10	2	9	67	7.4	14	0	0	0	0.0	0	0

DEANDRE CARTER - NFL REGULAR SEASON RETURN STATISTICS

DATE	TEAM	RET.	KICKOFF RETURNS					PUNT RETURNS				
			YDS.	AVG.	LG	TD	NO.	FC	YDS	AVG	LG	TD
2017	49ers	0	0	0.0	0	0	0	0	0	0.0	0	0
2018	Eagles	10	204	20.4	30	0	10	0	103	10.3	42	0
2018	Texans	3	71	23.7	30	0	5	3	53	10.6	25	0
NFL TOTALS		13	275	21.2	30	0	15	3	156	10.4	42	0

SINGLE-GAME HIGHS: RUSHING/RECEIVING

Receptions	6 vs. Cleveland Browns, Dec 02, 2018	Longest Kickoff Return	30 vs. Tennessee Titans, Nov 26, 2018
Receiving Yards	32 vs. Cleveland Browns, Dec 02, 2018		...1 more at 30.
Longest Receptions	14 vs. Tennessee Titans, Nov 26, 2018	Fair Catches	2 at Washington Redskins, Nov 18, 2018
All-purpose yards	92 at New York Giants, Oct 11, 2018	Punt Return Yards	47 at New York Giants, Oct 11, 2018
Kickoff Returns	4 vs. Minnesota Vikings, Oct 07, 2018	Longest Punt Return	42 at Tennessee Titans, Sep 30, 2018
Kickoff Return Yards	86 vs. Minnesota Vikings, Oct 07, 2018	Punt Returns	5 at New York Giants, Oct 11, 2018

2018 GAME-BY-GAME REGULAR SEASON STATISTICS (EAGLES/TEXANS)

W	DATE	OPPONENT	P/S	RECEIVING				RUSHING				TD	W/L	SCORE
				NO	YDS	LG	TD	ATT	YDS	LG	TD			
01	09/06	FALCONS	S	1	10	10	0	0	0	0	0	0	W	18-12
02	09/16	at Buccaneers	P	0	0	0	0	0	0	0	0	0	L	21-27
03	09/23	COLTS											W	20-16
04	09/30	at Titans	P	0	0	0	0	0	0	0	0	0	L	23-26+
05	10/07	VIKINGS	P	0	0	0	0	0	0	0	0	0	L	21-23
06	10/11	at Giants	P	1	11	11	0	0	0	0	0	0	W	34-13
07	10/21	PANTHERS	P	0	0	0	0	0	0	0	0	0	L	17-21
08	10/28	at Jaguars	P	0	0	0	0	0	0	0	0	0	W	24-18
10	11/11	COWBOYS											L	20-27
DID NOT PLAY														
Went from Eagles to Texans .														
11	11/18	at Redskins	P	0	0	0	0	0	0	0	0	0	W	23-21
12	11/26	TITANS	P	1	14	14	0	0	0	0	0	0	W	34-17
13	12/02	BROWNS	S	6	32	11	0	0	0	0	0	0	W	29-13
2018 TOTALS			10-2	9	67	14	0	0	0	0	0	0	7-5	

+ - Overtime

TEXANS BIOS

2018 GAME-BY-GAME REGULAR SEASON STATISTICS (EAGLES/TEXANS)

W	DATE	OPPONENT	P/S	KICKOFF RETURNS					PUNT RETURNS					TD	W/L	SCORE
				RET	YDS	AVG	LG	TD	NO	FC	YDS	AVG	LG			
01	09/06	FALCONS	S	0	0	0.0	0	0	0	0	0	0.0	0	0	W	18-12
02	09/16	at Buccaneers	P	0	0	0.0	0	0	0	0	0	0.0	0	0	L	21-27
03	09/23	COLTS							DID NOT PLAY						W	20-16
04	09/30	at Titans	P	0	0	0.0	0	0	2	0	42	21.0	42	0	L	23-26+
05	10/07	VIKINGS	P	4	86	21.5	24	0	0	0	0	0.0	0	0	L	21-23
06	10/11	at Giants	P	2	34	17.0	20	0	5	0	47	9.4	23	0	W	34-13
07	10/21	PANTHERS	P	3	73	24.3	30	0	2	0	14	7.0	13	0	L	17-21
08	10/28	at Jaguars	P	1	11	11.0	11	0	1	0	0	0.0	0	0	W	24-18
10	11/11	COWBOYS							DID NOT PLAY						L	20-27
									Went from Eagles to Texans .							
11	11/18	at Redskins	P	1	18	18.0	18	0	1	2	16	16.0	16	0	W	23-21
12	11/26	TITANS	P	1	30	30.0	30	0	3	1	37	12.3	25	0	W	34-17
13	12/02	BROWNS	S	1	23	23.0	23	0	1	0	0	0.0	0	0	W	29-13
2018 TOTALS			10-2	13	275	21.2	30	0	15	3	156	10.4	42	0	7-5	

+ - Overtime



JADEVEON CLOWNEY

DEFENSIVE END/OUTSIDE LINEBACKER

6-5 | 255 | SOUTH CAROLINA

HOMETOWN: ROCK HILL, S.C. | AGE: 25

5TH NFL SEASON | 5TH WITH TEXANS | ACQUIRED: D1-'14

2018 GP/GS: 11/10 | CAREER GP/GS (POST): 58/51 (2/2)

TEAMS: HOU '14-18



90

TRANSACTIONS: Selected by the Houston Texans with the first overall pick in the 2014 NFL Draft.

HONORS:

- ✦ AFC Defensive Player of the Week (2018 – Week 4 at Indianapolis)
- ✦ Pro Bowl (2x – 2016-17)
- ✦ Associated Press Second-Team All-Pro (2016)
- ✦ PFWA All-NFL Team (2016)
- ✦ PFWA All-AFC Team (2x – 2016-17)
- ✦ Ed Block Courage Award (2015)

2018 (Houston 11/11):

- ✦ Tallied two total tackles (one solo) at New England (9/9)
- ✦ Inactive Week 2 at Tennessee (9/16)
- ✦ Recorded three solo stops and one tackle for loss vs. the N.Y. Giants (9/23). He has recorded 38 tackles for loss since 2016, which is the second-most in the NFL over that span (Cardinals OLB Chandler Jones)
- ✦ Earned AFC Defensive Player of the Week honors for his performance at Indianapolis (9/30). Recorded four solo tackles, four tackles for loss, 2.0 sacks and recovered an Andrew Luck fumble in the end zone for his second-career touchdown. Became the first player to record 2.0 sacks, four tackles for loss and one fumble recovery returned for a touchdown in multiple games since tackles for loss became an official NFL statistic
- ✦ Registered three total tackles (two solo), 0.5 sack, one tackle for loss and two quarterback hits vs. Dallas (10/7). Split a five-yard sack of Cowboys QB Dak Prescott with ILB Benardrick McKinney to force 4th down late in the third quarter
- ✦ Tallied one total tackle and one tackle for loss vs. Buffalo (10/14)
- ✦ Recorded seven total tackles (seven solo), 2.0 sacks, four quarterback hits and one fumble recovery at Jacksonville (10/21). Joined Broncos OLB Von Miller as the only players in the NFL to record at least seven total tackles, 2.0 sacks, four quarterback hits and one fumble recovery in a game this season
- ✦ Notched three total tackles (one solo) and one quarterback hit vs. Miami (10/25)
- ✦ Recorded one solo tackle, 1.0 sack, two quarterback hits and one tackle for loss at Denver (11/4). Sacked Broncos QB Case Keenum for a loss of 10 yards on 3rd-and-5 in the fourth quarter
- ✦ Tallied five total tackles (four solo), 1.0 sack, two tackles for loss and one quarterback hit at Washington (11/18)
- ✦ Recorded three total tackles, 0.5 sack and one quarterback hit vs. Tennessee (11/26)
- ✦ Notched one total tackle vs. Cleveland (12/2)

2017 (Houston 16/16):

- ✦ Named to the Pro Bowl for a second consecutive season
- ✦ Set single-season career highs in sacks (9.5), tackles for loss (21), quarterback hits (21), forced fumbles (two), fumble recoveries (two), total tackles (59), sack yards (67), games played (16) and games started (16)
- ✦ Led the Texans in sacks, tackles for loss, quarterback hits and fumble recoveries, while finishing fifth on the team in total tackles and tied for first in fumbles forced
- ✦ Recorded 21 tackles for loss and 20 quarterback hits. He was the only player in the AFC and one of two players in the NFL with 20-or-more tackles for loss and 20-or-more quarterback hits this season, joining Cardinals OLB Chandler Jones
- ✦ His 45 quarterback hits and 48 tackles for loss rank third in team history
- ✦ Started in the season opener vs. Jacksonville and picked up his 100th career tackle (9/10)
- ✦ Started his second-consecutive game and notched four total tackles, one tackle for loss, one pass defended and returned his first career fumble recovery 49 yards at Cincinnati (9/14)
- ✦ Tied career highs with 2.0 sacks and four tackles for loss, notched six solo tackles, had three quarterback hits and recovered his second career fumble, his second in two weeks, and raced it back 22 yards for his first career touchdown at New England (9/24)
- ✦ Notched his third sack in two games and forced the third fumble of his career vs. Tennessee (10/1)
- ✦ Started his fifth-consecutive game and notched three total tackles, one quarterback hit and one tackle for loss vs. Kansas City (10/8)
- ✦ Made three total tackles with one pass defended vs. Cleveland (10/15)
- ✦ Made four solo stops and recorded a strip-sack of Seahawks QB Russell Wilson at Seattle (10/29)
- ✦ Started his eighth-straight game and tallied four tackles and 1.0 sack vs. Indianapolis (11/5)
- ✦ Produced three solo tackles, one quarterback hit, 1.0 sack and three tackles for loss at the Los Angeles Rams (11/12)
- ✦ Extended his sack-streak to a career-high four games with 2.0 and added five total tackles, three quarterback hits and three tackles for loss vs. Arizona (11/19)
- ✦ Finished with two solo tackles, 1.0 sack, two tackles for loss and two quarterback hits at Baltimore (11/27), extending his sack-streak to a career-high five games
- ✦ Logged three total tackles and one tackle for loss at Tennessee (12/3)

- ✦ Tied a season best with six total tackles, recorded a single-game career-high four quarterback hits and notched two tackles for loss vs. San Francisco (12/10)
- ✦ Finished with four total tackles and three quarterback hits at Jacksonville (12/17)
- ✦ Tallied two solo tackles and one tackle for loss vs. Pittsburgh (12/25)
- ✦ Started his 16th game of the season and posted a season-best seven total tackles and 0.5 sacks at Indianapolis (12/31)

2016 (Houston 14/14, 2/2):

- ✦ Named to his first Pro Bowl and recognized as an Associated Press Second-Team All-Pro
- ✦ Also earned PFWA All-NFL and PFWA All-AFC honors
- ✦ One of two players in the NFL with at least 50 total tackles, 6.0 sacks, 16 tackles for loss and two passes defended (Saints DE Cameron Jordan)
- ✦ Finished tied for sixth in the NFL with 16 tackles for loss
- ✦ Made his first career start at defensive end and totaled four tackles (three solo), including 1.0 sack, three quarterback hits and two tackles for loss vs. Chicago (9/11)
- ✦ Recorded three solo tackles, two quarterback hits, one tackle for loss and one pass defended vs. Kansas City (9/18)
- ✦ Finished with two solo tackles, including 1.0 sack, and two quarterback hits on Titans QB Marcus Mariota vs. Tennessee (10/2)
- ✦ Tied a single-game career high with eight tackles (seven solo) and doubled his previous career high with four tackles for loss at Minnesota (10/9) in Week 5
- ✦ Made four tackles (three solo) and added two quarterback hits vs. Indianapolis (10/16)
- ✦ Logged four tackles (three solo) and one quarterback hit at Denver (10/24)
- ✦ Sacked Lions QB Matthew Stafford for a 9-yard loss in the second quarter and recorded his ninth tackle for loss of the year vs. Detroit (10/30)
- ✦ Tallied four solo tackles and a tackle for loss at Jacksonville (11/13) in Week 10
- ✦ Finished second on the team with five tackles (all solo), including two for loss, at Oakland (11/21) in Week 11
- ✦ Inactive for Week 13 at Green Bay (12/4) with an injury
- ✦ Finished with three total tackles, a strip-sack of Colts QB Andrew Luck and a season-high three quarterback hits at Indianapolis (12/11) in Week 14
- ✦ Notched his fifth sack of the year when he brought down Jaguars QB Blake Bortles for an 8-yard loss and finished with five total tackles and three tackles for loss vs. Jacksonville (12/18) in Week 15
- ✦ Recorded a sack in three straight games for the first time in his career when he brought down Bengals QB Andy Dalton vs. Cincinnati (12/24) in Week 16
- ✦ Inactive for Week 17 at Tennessee (1/1/17) with an injury
- ✦ In his first career postseason game, became the second defensive lineman in Texans history (DE J.J. Watt) with a postseason interception and finished with one tackle and two passes defended vs. Oakland (1/7/17) in the AFC Wild Card round
- ✦ Tallied two solo tackles, two quarterback hits and one tackle for loss at New England (1/14/17) in the AFC Divisional round

2015 (Houston 13/9, 0/0):

- ✦ Posted 40 total tackles (27 solo), eight tackles for loss, eight

- quarterback hits, six passes defended, 4.5 sacks and one forced fumble in 13 games
- ✦ Recorded four tackles (three solo), one forced fumble, and 1.0 tackles for loss vs. Kansas City (9/13)
- ✦ Totaled two solo tackles and the first two passes defended of his career at Carolina (9/20)
- ✦ Made two tackles (one solo) and had one quarterback hit vs. Tampa Bay (9/27)
- ✦ Recorded two tackles (one solo) and one pass defended at Atlanta (10/4)
- ✦ Had two solo tackles, one tackle for loss, and one quarterback hit vs. Indianapolis (10/8)
- ✦ Inactive in Week 6 at Jacksonville (10/18)
- ✦ Recorded the first sack of his career in the second quarter at Miami (10/25) when he brought down Dolphins QB Ryan Tannehill for a 13-yard loss
- ✦ Led the team with eight tackles (seven solo), including two tackles for loss and 1.0 sack at Miami (10/25)
- ✦ Inactive in Week 10 at Cincinnati (11/1)
- ✦ Split a sack with OLB John Simon in the fourth quarter vs. N.Y. Jets (11/22)
- ✦ Brought down Bills QB Tyrod Taylor for a sack in the fourth quarter (12/6)
- ✦ Finished with three solo tackles, including two for loss and 1.0 sack at Buffalo (12/6)
- ✦ Totaled 2.0 sacks to go along with seven tackles (four solo) vs. New England (12/13)
- ✦ Recorded a sack in his second straight game when he brought down Patriots QB Tom Brady for a 10-yard loss in the third quarter vs. New England (12/13)
- ✦ Sacked Brady for another 10-yard loss in the fourth quarter vs. New England (12/13), increasing his sack total on the year to 4.5
- ✦ Notched four tackles (one solo), one quarterback hit and one pass defended at Indianapolis (12/20)
- ✦ Selected by teammates as the 2015 Ed Block Courage Award winner
- ✦ Inactive in Week 17 vs. Jacksonville (1/3/16) and in Wild Card Game vs. Kansas City (1/9/16)

2014 (Houston 4/2):

- ✦ Compiled seven total tackles (five solo) and three tackles for loss in four games as a rookie
- ✦ Recorded a tackle for loss in his first career start vs. Washington (9/7)
- ✦ Inactive in Weeks 2-7
- ✦ Played at Tennessee (10/26) in Week 8 and made one tackle
- ✦ Inactive in Week 9
- ✦ Made a pair of tackles and had a tackle for loss at Cleveland (11/16) in Week 11
- ✦ Had three tackles and a tackle for loss vs. Cincinnati (11/23) in Week 12
- ✦ Inactive in Weeks 13-14

COLLEGE:

- ✦ Played three seasons (2011-13) at the University of South Carolina in Columbia, S.C.
- ✦ Started 23-of-36 games for the Gamecocks, recording 130 total tackles (85 solo) that included 24.0 sacks, 47.0 tackles for loss and 20 quarterback pressures
- ✦ Recovered one fumble, forced nine others and deflected seven passes

TEXANS BIOS

- ✦ Finished second in school annals with 47.0 tackles for loss
- ✦ Third on the school's all-time list with 24.0 sacks
- ✦ Holds school record with nine forced fumbles
- ✦ Two-time All-American (2012, 2013)
- ✦ Two-time All-SEC (2012, 2013)
- ✦ SEC Freshman of the Year
- ✦ Became the third Gamecock to earn first-team All-American honors in two seasons

PERSONAL:

- ✦ Attended South Pointe High School in Rock Hill, S.C.
- ✦ Started for the Stallions as a freshman at running back and defensive end

- ✦ Tallied 162 total tackles, 29.5 sacks, 29 tackles for loss, 11 forced fumbles and six fumble recoveries and scored five touchdowns on defense
- ✦ Led his team a 15-0 record and state championship and finished with 17.0 sacks
- ✦ Finished his sophomore season with 144 tackles and 23.0 sacks
- ✦ Named South Carolina's 2010 Mr. Football
- ✦ Played in the Shrine Bowl of the Carolinas
- ✦ Notched seven tackles and 1.5 sacks in the Under Armour All-America Game
- ✦ Named the consensus best player in the nation and named USA Today's National Defensive Player of the Year
- ✦ Lettered for the school's basketball team
- ✦ Majored in African-American studies

JADEVEON CLOWNEY - NFL REGULAR SEASON STATISTICS

		TACKLES								INTERCEPTIONS					FUMBLES					ST				MISC		
DATE	TEAM	GP	GS	TK	S	A	TFL	YDS	SK	YDS	QBH	NO	YDS	LG	TD	PD	FF	FR	YDS	TK	S	A	FF	FR	S	A
2014	Texans	4	2	7	5	2	3	10	0.0	0.0	0	0	0	0	0	0	0	0	0	0	0	0	0	0	0	0
2015	Texans	13	9	40	27	13	8	48	4.5	43.5	8	0	0	0	0	6	1	0	0	0	0	0	0	0	0	0
2016	Texans	14	14	52	40	12	16	69	6.0	45.0	17	0	0	0	0	2	1	0	0	0	0	0	0	0	0	0
2017	Texans	16	16	59	41	18	21	102	9.5	67.0	21	0	0	0	0	2	2	2	71	0	0	0	0	0	0	0
2018	Texans	11	10	32	27	5	12	68	7.0	57.5	15	0	0	0	0	0	0	2	0	0	0	0	0	0	0	0
NFL TOTALS		58	51	190	140	50	60	297	27.0	213.0	61	0	0	0	0	10	4	4	71	0	0	0	0	0	0	0

JADEVEON CLOWNEY - NFL POSTSEASON STATISTICS

CAREER TOTALS - DEFEATED OPPONENTS																											
		TACKLES								INTERCEPTIONS					FUMBLES					ST				MISC			
DATE	TEAM	GP	GS	TK	S	A	TFL	YDS	SK	YDS	QBH	NO	YDS	LG	TD	PD	FF	FR	YDS	TK	S	A	FF	FR	S	A	
2015	Texans	0	0	0	0	0	0	0	0.0	0.0	0	0	0	0	0	0	0	0	0	0	0	0	0	0	0	0	
2016	Texans	2	2	3	3	0	1	1	0.0	0.0	2	1	3	3	0	2	0	0	0	0	0	0	0	0	0	0	
NFL TOTALS		2	2	3	3	0	1	1	0.0	0.0	2	1	3	3	0	2	0	0	0	0	0	0	0	0	0	0	

SINGLE-GAME HIGHS: DEFENSIVE

Total Tackles	8 at Minnesota Vikings, Oct 09, 2016 ...1 more at 8.	Forced Fumbles	1 at Seattle Seahawks, Oct 29, 2017 ...3 more at 1.
Sacks	2.0 at Jacksonville Jaguars, Oct 21, 2018 ...4 more at 2.0.	Fumble Recoveries	1 at Jacksonville Jaguars, Oct 21, 2018 ...3 more at 1.
Passes Defensed	2 at Carolina Panthers, Sep 20, 2015	Tackles For Loss	4 at Indianapolis Colts, Sep 30, 2018 ...2 more at 4.

SINGLE-GAME HIGHS - POSTSEASON: DEFENSIVE

Total Tackles	2 at New England Patriots, Jan 14, 2017	Interceptions	1 vs. Oakland Raiders, Jan 07, 2017
Passes Defensed	2 vs. Oakland Raiders, Jan 07, 2017	Interception Return Yards	3 vs. Oakland Raiders, Jan 07, 2017
Tackles For Loss	1 at New England Patriots, Jan 14, 2017		

TEXANS BIOS

2018 GAME-BY-GAME REGULAR SEASON STATISTICS (TEXANS)

				TACKLES							INTERCEPTIONS					FUMBLES			ST					MISC				
W	DATE	OPPONENT		TK	S	A	SK	YDS	TFL	YDS	QBH	NO	YDS	LG	TD	PD	FF	FR	YDS	TK	S	A	FF	FR	S	A	W/L	SCORE
01	09/09	at Patriots	S	2	1	1	0.0	0.0	0	0	0	0	0	0	0	0	0	0	0	0	0	0	0	0	0	0	L	20-27
02	09/16	at Titans		INACTIVE																							L	17-20
03	09/23	GIANTS	S	3	3	0	0.0	0.0	1	6	0	0	0	0	0	0	0	0	0	0	0	0	0	0	0	L	22-27	
04	09/30	at Colts	S	4	4	0	2.0	19.0	4	25	4	0	0	0	0	0	0	1	0	0	0	0	0	0	0	W	37-34+	
05	10/07	COWBOYS	S	3	2	1	0.5	2.5	1	1	2	0	0	0	0	0	0	0	0	0	0	0	0	0	0	W	19-16+	
06	10/14	BILLS	S	1	1	0	0.0	0.0	1	3	0	0	0	0	0	0	0	0	0	0	0	0	0	0	0	W	20-13	
07	10/21	at Jaguars	S	7	7	0	2.0	14.0	2	14	4	0	0	0	0	0	0	1	0	0	0	0	0	0	0	W	20-7	
08	10/25	DOLPHINS	S	3	1	2	0.0	0.0	0	0	1	0	0	0	0	0	0	0	0	0	0	0	0	0	0	W	42-23	
09	11/04	at Broncos	P	1	1	0	1.0	10.0	1	10	2	0	0	0	0	0	0	0	0	0	0	0	0	0	0	W	19-17	
11	11/18	at Redskins	S	4	4	0	1.0	9.0	2	9	1	0	0	0	0	0	0	0	0	0	0	0	0	0	0	W	23-21	
12	11/26	TITANS	S	3	2	1	0.5	3.0	0	0	1	0	0	0	0	0	0	0	0	0	0	0	0	0	0	W	34-17	
13	12/02	BROWNS	S	1	1	0	0.0	0.0	0	0	0	0	0	0	0	0	0	0	0	0	0	0	0	0	0	W	29-13	
2018 TOTALS			11-10	32	27	5	7.0	57.5	12	68	15	0	0	0	0	0	0	2	0	0	0	0	0	0	0	0	9-3	

+ - Overtime



SAMMIE COATES JR.

WIDE RECEIVER

6-1 | 213 | AUBURN

HOMETOWN: LEROY, ALA. | AGE: 25

4TH NFL SEASON | 1ST WITH TEXANS | ACQUIRED: W-'18 (CLE)

2018 GP/GS: 10/0 | CAREER GP/GS (POST): 42/6 (4/0)

TEAMS: PIT '15-16; CLE '17; HOU '18



18

TRANSACTIONS: Selected by the Pittsburgh Steelers with the 23rd pick in the third round (87th overall) of the 2015 NFL Draft...Traded to the Cleveland Browns on Sept. 2, 2017...Waived by the Browns on March 15, 2018...Signed by the Houston Texans on March 16, 2018.

2018 (Houston 10/0):

- ✦ Made his Texans debut and contributed mostly on special teams at New England (9/9)
- ✦ Inactive Weeks 2-3
- ✦ Caught one pass for 12 yards in overtime to set up a game-tying 29-yard field goal by K Ka'imi Fairbairn and contributed on special teams at Indianapolis (9/30)
- ✦ Contributed on special teams vs. Dallas (10/7)
- ✦ Appeared on special teams vs. Buffalo (10/14)
- ✦ Contributed on special teams at Jacksonville (10/21)
- ✦ Played on special teams vs. Miami (10/25)
- ✦ Appeared on special teams at Denver (11/4)
- ✦ Contributed on special teams at Washington (11/18)
- ✦ Tallied his first special teams tackle as a Texan vs. Tennessee (11/26)
- ✦ Recorded a career-high three special teams tackles vs. Cleveland (12/2)

2017 (Cleveland 12/1):

- ✦ Appeared in 12 games (one start), recording six catches for 70 yards (11.7 avg.)
- ✦ Notched four special teams tackles
- ✦ Inactive Weeks 3-4 (hamstring) and Weeks 12-13
- ✦ Made first catch with Browns for 11 yards at Houston (10/15)
- ✦ Started first game with Browns at WR, collecting two receptions for 38 yards at Detroit (11/12)

2016 (Pittsburgh 14/5, 3/0):

- ✦ Set career highs in receptions (21), receiving yards (435) and touchdowns (two) in 14 games played
- ✦ Recorded a reception of 40 yards-or-more in five straight games
- ✦ Added seven special teams tackles
- ✦ Appeared in all three playoff games including the AFC Championship Game at New England (1/22/17)

2015 (Pittsburgh 6/0, 1/0):

- ✦ Played in six regular season games, catching one pass for 11 yards
- ✦ Recorded 61 receiving yards on two receptions in the final postseason contest at Denver in the AFC Divisional Game (1/17/16)

COLLEGE:

- ✦ Played three seasons (2012-14) at Auburn (Ala.) University
- ✦ Finished his career with 82 receptions for 1,757 yards with 13 receiving touchdowns
- ✦ Left the school with the 10th-most receiving yards (1,757 yards), which included seven career 100-yard games
- ✦ Set an Auburn Iron Bowl-record with 206 yards receiving at Alabama on five catches in 2014
- ✦ In 2013, ranked third in nation in yards per catch (21.5), while setting single-season career highs in receptions (42), receiving yards (902) and receiving touchdowns (7)
- ✦ Graduated with a degree in public administration

PERSONAL:

- ✦ Attended Leroy (Ala.) High School
- ✦ Named to the All-Southeast Region team by PrepStar
- ✦ Named to the Orlando Sentinel's All-Southern Team as a first-team selection from Alabama
- ✦ Selected to play in the Alabama-Mississippi All-Star Game following his senior season
- ✦ Named to the Super 12 team and was named the 2010 Class 2A Back of the Year by the Alabama Sports Writers Association
- ✦ Caught 57 passes as a senior for 1,170 yards with 14 touchdowns
- ✦ Led his team to the 2010 Alabama Class 2A state championship, earning MVP honors after hauling in five catches for 60 yards with two touchdowns, rushing six times for 27 yards and one score, punting twice for 63 yards and returning one punt for five yards
- ✦ Participated in various community events throughout the 2017 season including 'Shop with a Cop' and the McCourtly Twins Tackle Sickle Cell Disease comedy event in Cleveland
- ✦ Participated in My Cause My Cleats to raise awareness for childhood cancer and support Kenzie Ray, a young patient he met and formed a close friendship with while at Auburn

TEXANS BIOS

SAMMIE COATES JR. - NFL REGULAR SEASON STATISTICS

DATE	TEAM	GP	GS	RECEIVING				RUSHING			
				NO.	YDS	AVG	LG	NO.	YDS.	AVG.	LG
2015	Steelers	6	0	1	11	11.0	11	0	0	0.0	0
2016	Steelers	14	5	21	435	20.7	72t	4	14	3.5	15
2017	Browns	12	1	6	70	11.7	38	0	0	0.0	0
2018	Texans	10	0	1	12	12.0	12	0	0	0.0	0
NFL TOTALS		42	6	29	528	18.2	72t	4	14	3.5	15

SAMMIE COATES JR. - NFL POSTSEASON STATISTICS

DATE	TEAM	GP	GS	RECEIVING				RUSHING			
				NO.	YDS	AVG	LG	NO.	YDS.	AVG.	LG
2015	Steelers	1	0	2	61	30.5	37	0	0	0.0	0
2016	Steelers	3	0	2	34	17.0	30	0	0	0.0	0
NFL TOTALS		4	0	4	95	23.8	37	0	0	0.0	0

SAMMIE COATES JR. - NFL REGULAR SEASON RETURN STATISTICS

DATE	TEAM	RET.	KICKOFF RETURNS				PUNT RETURNS			
			YDS.	AVG.	LG	TD	NO.	FC	YDS	AVG
2015	Steelers	0	0	0.0	0	0	0	0	0	0.0
2016	Steelers	6	150	25.0	44	0	0	0	0	0.0
2017	Browns	0	0	0.0	0	0	0	0	0	0.0
2018	Texans	0	0	0.0	0	0	0	0	0	0.0
NFL TOTALS		6	150	25.0	44	0	0	0	0	0.0

SAMMIE COATES JR. - NFL POSTSEASON RETURN STATISTICS

DATE	TEAM	RET.	KICKOFF RETURNS				PUNT RETURNS			
			YDS.	AVG.	LG	TD	NO.	FC	YDS	AVG
2015	Steelers	0	0	0.0	0	0	0	0	0	0.0
2016	Steelers	4	91	22.8	31	0	0	0	0	0.0
NFL TOTALS		4	91	22.8	31	0	0	0	0	0.0

SINGLE-GAME HIGHS: RUSHING/RECEIVING

Rush Attempts 2 at Cincinnati Bengals, Dec 18, 2016
Rushing Yards 9 at Cincinnati Bengals, Dec 18, 2016
Longest Runs 15 at Cincinnati Bengals, Dec 18, 2016
Receptions 6 vs. New York Jets, Oct 09, 2016
 ...1 more at 6.
Receiving Yards 139 vs. New York Jets, Oct 09, 2016
Longest Receptions 72t vs. New York Jets, Oct 09, 2016
Receiving TDs 2 vs. New York Jets, Oct 09, 2016

All-purpose yards 162 vs. New York Jets, Oct 09, 2016
Kickoff Returns 2 at Philadelphia Eagles, Sep 25, 2016
Kickoff Return Yards 44 at Cincinnati Bengals, Dec 18, 2016
Longest Kickoff Return 44 at Cincinnati Bengals, Dec 18, 2016
Special Teams Tackles 3 at Cleveland Browns, Nov 20, 2016
Most TDs 2 vs. New York Jets, Oct 09, 2016

SINGLE-GAME HIGHS - POSTSEASON: RUSHING/RECEIVING

Receptions 2 at New England Patriots, Jan 22, 2017
 ...1 more at 2.
Receiving Yards 61 at Denver Broncos, Jan 17, 2016
Longest Receptions 37 at Denver Broncos, Jan 17, 2016
All-purpose yards 79 at New England Patriots, Jan 22, 2017

Kickoff Returns 2 at New England Patriots, Jan 22, 2017
Kickoff Return Yards 45 at New England Patriots, Jan 22, 2017
Longest Kickoff Return 31 at New England Patriots, Jan 22, 2017

100-YARD RECEIVING GAMES (1): REGULAR SEASON

DATE	TEAM	NO.	YDS.	AVG.	LG	TD
10/09/16	JETS	6	139	23.2	72t	2

TEXANS BIOS

2018 GAME-BY-GAME REGULAR SEASON STATISTICS (TEXANS)

W	DATE	OPPONENT	P/S	NO	RECEIVING YDS	LG	TD	ATT	RUSHING YDS	LG	TD	W/L	SCORE
01	09/09	at Patriots	P	0	0	0	0	0	0	0	0	L	20-27
02	09/16	at Titans					INACTIVE					L	17-20
03	09/23	GIANTS					INACTIVE					L	22-27
04	09/30	at Colts	P	1	12	12	0	0	0	0	0	W	37-34+
05	10/07	COWBOYS	P	0	0	0	0	0	0	0	0	W	19-16+
06	10/14	BILLS	P	0	0	0	0	0	0	0	0	W	20-13
07	10/21	at Jaguars	P	0	0	0	0	0	0	0	0	W	20-7
08	10/25	DOLPHINS	P	0	0	0	0	0	0	0	0	W	42-23
09	11/04	at Broncos	P	0	0	0	0	0	0	0	0	W	19-17
11	11/18	at Redskins	P	0	0	0	0	0	0	0	0	W	23-21
12	11/26	TITANS	P	0	0	0	0	0	0	0	0	W	34-17
13	12/02	BROWNS	P	0	0	0	0	0	0	0	0	W	29-13
2018 TOTALS			10-0	1	12	12	0	0	0	0	0	9-3	

+ - Overtime



DYLAN COLE

INSIDE LINEBACKER

6-0 | 237 | MISSOURI STATE

HOMETOWN: SPRINGFIELD, MD. | AGE: 24

2ND NFL SEASON | 2ND WITH TEXANS | ACQUIRED: CFA-'17

2018 GP/GS: 4/0 | CAREER GP/GS: 16/1

TEAMS: HOU '17-18



51

TRANSACTIONS: Signed by the Houston Texans as a college free agent on May 12, 2017.

2018 (Houston 4/0):

- ✦ Tallied five solo tackles and one pass defended at New England (9/9)
- ✦ Notched three solo tackles at Tennessee (9/16)
- ✦ Recorded one solo stop vs. the N.Y. Giants (9/23)
- ✦ Placed on the Reserve/Injured list on Sept. 25
- ✦ Activated off the Reserve/Injured list on Nov. 27
- ✦ Notched one total tackle vs. Cleveland (12/2)

2017 (Houston 12/1):

- ✦ Recorded 25 total tackles (10 solo), four tackles for loss, three passes defended, two interceptions, two quarterback hits and 1.0 sack in 12 games as a rookie
- ✦ Became the first rookie to record an interception for a touchdown in franchise history and first Texans player with a pick-six since CB Kareem Jackson in Week 10 of 2016
- ✦ Was also the only college free agent in the NFL with a pick-six in 2017 and the first rookie college free agent linebacker with an interception returned for a touchdown since Chase Blackburn did it for the Giants in Week 16 of the 2005 season
- ✦ Made his NFL debut and recorded one quarterback hit vs. Jacksonville (9/10)

- ✦ Received extensive action at inside linebacker and notched his first three career tackles at Cincinnati (9/14)
- ✦ Became the first rookie in NFL history to record at least five total tackles, one sack and one interception returned for a touchdown vs. Tennessee (10/1)
- ✦ Started his first career game and totaled five tackles and one tackle for loss vs. Kansas City (10/8)
- ✦ Registered one tackle for loss and recorded his second interception of the season vs. Cleveland (10/15)
- ✦ Returned to action and produced a defensive and special teams tackle at Baltimore (11/27)
- ✦ Produced one special teams tackle vs. San Francisco (12/10)
- ✦ Finished with one solo tackle and one special teams tackle at Jacksonville (12/17)
- ✦ Tied a career best with five total tackles and notched his third pass defended of the season vs. Pittsburgh (12/25)
- ✦ Recorded three total tackles and one tackle for loss at Indianapolis (12/31)

COLLEGE:

- ✦ Played four seasons (2013-16) at Missouri State University in Springfield, Mo. after redshirting the 2012 campaign
- ✦ Finished his Bears career with 457 tackles (third-most in MSU history), 40.5 tackles for loss, 21 passes defended, 5.0 sacks, five interceptions and three forced fumble and two fumble recoveries in 46 career games (all starts)

TEXANS BIOS

- Racked up 22 double-figure tackle games, including 15 in a row to end his career
- Credited with 142 total tackles, 8.0 tackles for loss, six passes defended, three forced fumbles and two interceptions in 11 games as a senior in 2016
- Earned NCAA Division I FCS Consensus All-America honors as one of the nation's top linebackers his senior year
- Led all FCS players in total tackles per game (12.9) and was second nationally in solo tackles per game (7.7)
- Finalist for Buck Buchanan Award as top defensive player in DI FCS football (finished third) First-team All-America selection by Associated Press, AFCA, Walter Camp Football Foundation, STATS Inc., HERO Sports, and FCS ADA
- Earned All-MVFC First-Team honors and led the conference with 152 total tackles as a junior in 2015
- Started all 12 games as a sophomore in 2014 and earned All-MVFC honorable mention honors
- Started all 12 games at Sam linebacker as a redshirt freshman in

2013

- Was MSU's only freshman player on the MVFC All-Newcomer Team
- Redshirted the 2012 season and earned MSU Defensive Scout Team Player of the Year by the coaches

PERSONAL:

- Attended Logan-Rogersville (Mo.) High School
- A Missouri Class 3 consensus all-state running back after compiling 2,002 rushing yards on 225 carries for 33 touchdowns for the state champions in 2011
- Registered 102 total tackles, seven for loss and a pair of interceptions as a senior at linebacker
- Named MHSFCA Offensive Player of the Year in 2011 as well as Central Ozarks Co-Offensive Player of the Year and SWMFCA Offensive Player of the Year
- Son of Tacoma Bailey and Traci Cole of Rogersville, Mo.
- Has three siblings: Devon, Daelyn and Danae

SINGLE-GAME HIGHS: DEFENSIVE

Total Tackles 5 at New England Patriots, Sep 09, 2018
...3 more at 5.

Sacks 1.0 vs. Tennessee Titans, Oct 01, 2017

Passes Defensed 1 at New England Patriots, Sep 09, 2018
...3 more at 1.

Tackles For Loss 1 at Indianapolis Colts, Dec 31, 2017
...3 more at 1.

Interceptions 1 vs. Cleveland Browns, Oct 15, 2017
...1 more at 1.

Interception Return Yards 25 vs. Tennessee Titans, Oct 01, 2017

Special Teams Tackles 2 at Cincinnati Bengals, Sep 14, 2017

2018 GAME-BY-GAME REGULAR SEASON STATISTICS (TEXANS)

W	DATE	OPPONENT	TK	TACKLES						INTERCEPTIONS					FUMBLES			ST					MISC			W/L	SCORE
				S	A	SK	YDS	TFL	YDS	QBH	NO	YDS	LG	TD	PD	FF	FR	YDS	TK	S	A	FF	FR	S	A		
01	09/09	at Patriots	P	5	5	0	0.0	0.0	0	0	0	0	0	0	1	0	0	0	0	0	0	0	0	0	0	L	20-27
02	09/16	at Titans	P	3	3	0	0.0	0.0	0	0	0	0	0	0	0	0	0	0	0	0	0	0	0	0	0	L	17-20
03	09/23	GIANTS	P	1	1	0	0.0	0.0	0	0	0	0	0	0	0	0	0	0	0	0	0	0	0	0	0	L	22-27
04	09/30	at Colts																								W	37-34+
05	10/07	COWBOYS																								W	19-16+
06	10/14	BILLS																								W	20-13
07	10/21	at Jaguars																								W	20-7
08	10/25	DOLPHINS																								W	42-23
09	11/04	at Broncos																								W	19-17
11	11/18	at Redskins																								W	23-21
12	11/26	TITANS																								W	34-17
13	12/02	BROWNS	P	1	1	0	0.0	0.0	0	0	0	0	0	0	0	0	0	0	0	0	0	0	0	0	0	W	29-13
2018 TOTALS				4-0	10	10	0	0.0	0.0	0	0	0	0	0	1	0	0	0	0	0	0	0	0	0	0	0	9-3

+ - Overtime



AARON COLVIN

CORNERBACK

6-0 | 191 | OKLAHOMA

HOMETOWN: TULSA, OKLA. | AGE: 27

5TH NFL SEASON | 1ST WITH TEXANS | ACQUIRED: UFA-'18 (JAX)

2018 GP/GS: 6/2 | CAREER GP/GS (POST): 54/27 (3/0)

TEAMS: JAX '14-'17; HOU '18



22

TRANSACTIONS: Selected by the Jacksonville Jaguars with the 14th pick in the fourth round (114th overall) of the 2014 NFL Draft...Signed by the Houston Texans as an unrestricted free agent on March 15, 2018.

2018 (Houston 6/2):

- Recorded four total tackles (two solo) in his Texans debut at New England (9/9)
- Notched three total tackles (two solo) at Tennessee (9/16)
- Started at cornerback and tallied a season-high seven total tackles (five solo) vs. the N.Y. Giants (9/23)
- Registered four solo stops at Indianapolis (9/30)
- Inactive Weeks 5-11
- Recorded his first fumble recovery of the season vs. Tennessee (11/26)
- Tallied a team-high six total tackles (five solo) and one fumble recovery vs. Cleveland (12/2)

2017 (Jacksonville 16/5, 3/0):

- Compiled 44 total tackles (37 solo), five passes defended and one fumble recovery in 16 games played
- Part of a Jacksonville secondary that ranked first in opponent completion percentage and opponent passing yards per game
- Notched a career-high 10 tackles at Pittsburgh (10/8) in Week 5
- Intercepted QB Tyrod Taylor in his first career playoff game vs. Buffalo (1/7) in 2018 Wild Card Round

2016 (Jacksonville 10/4):

- Recorded 22 total tackles (18 solo), two tackles for loss, 1.0 sack and one quarterback hit in 10 games
- Missed the first four games of the season on the Reserve/Suspended by the Commissioner list
- Made his season debut, posting five solo tackles, including one tackle for loss at Chicago (10/16) in Week 6
- Started and made two total tackles (one solo) at Tennessee (10/17) in Week 8
- Made seven tackles (five solo) at Kansas City (11/6) in Week 9
- Registered a seven-yard sack vs. Houston (11/13) in Week 10
- Started and recorded two solo tackles before exiting the game with a concussion at Detroit (11/20) in Week 11
- Started before exiting the game with an injury at Houston (12/18) in Week 15

2015 (Jacksonville 16/15):

- Started in 15-of-16 games, totaling 73 tackles (60 solo), seven passes defended, six tackles for loss and 4.0 sacks
- His 4.0 sacks are the most by an NFL DB since Roman Harper's

7.5 sacks in 2011 and the most by a Jaguars DB since Aaron Beasley's 5.0 sacks in 2000 (Colvin's 4.0 sacks are the second-most by a Jaguars DB in franchise history)

- Made six total tackles (five solo) vs. Miami (9/20)
- Recorded six tackles (five solo), including two tackles for loss and his first career sack at Indianapolis (10/4)
- Tallied five tackles (five solo) and 1.0 sack at Tampa Bay (10/11)
- Made six tackles (six solo), including a sack-fumble that DE Chris Clemons returned for a touchdown vs. Buffalo (10/25)
- Made eight total tackles (four solo), including one tackle for loss at NYJ (11/8)
- Recorded seven tackles (seven solo), three passes defended and 1.0 sack vs. Tennessee (11/19)
- Made a season-high nine total tackles (five solo) at New Orleans (12/27)

2014 (Jacksonville 6/1):

- Saw action in six games as a rookie and totaled 25 tackles (21 solo), two passes defended, two quarterback hits and one fumble recovery
- Placed on the Reserve/Physically Unable to Perform list on Aug. 26 and was activated to 53-man roster on Nov. 11
- Made NFL debut and saw action at CB and on special teams at Indianapolis (11/23)
- Saw extensive action and scored a touchdown on a 41-yard fumble return in the fourth quarter, his first career score vs. NYG (11/30)
- Registered five tackles (four solo) and added one special teams tackle vs. Houston (12/7)
- Posted a career-high seven solo tackles and one pass defended vs. Tennessee (12/18)

COLLEGE:

- Played four seasons (2010-13) at the University of Oklahoma in Norman, Okla.
- Recorded 234 total tackles (170 solo), 15 tackles for loss, 3.5 sacks, five interceptions, one forced fumble, three fumble recoveries and 23 passes defended in 50 career games (36 starts)
- Started 35 of his last 36 games for the Sooners
- Named a semifinalist for the Thorpe Award as a senior, given to the top defensive back in college football
- Named first-team All-Big 12 by the Associated Press, *San Antonio Express-News* and coaches
- Majored in communications

TEXANS BIOS

PERSONAL:

- Attended Owasso (Okla.) High School
- Recorded 72 tackles, two interceptions, 10 passes defended and

- five touchdowns as a senior in 2009
- Named first-team All-State by both the *Tulsa World* and *The Oklahoman* as a senior

AARON COLVIN - NFL REGULAR SEASON STATISTICS

		TACKLES								INTERCEPTIONS						FUMBLES					ST				MISC	
DATE	TEAM	GP	GS	TK	S	A	TFL	YDS	SK	YDS	QBH	NO	YDS	LG	TD	PD	FF	FR	YDS	TK	S	A	FF	FR	S	A
2014	Jaguars	6	1	25	21	4	0	0	0.0	0.0	2	0	0	0	0	2	0	1	41	2	2	0	0	0	0	0
2015	Jaguars	16	15	73	60	13	6	30	4.0	40.0	4	0	0	0	0	7	1	0	0	0	0	0	0	0	0	0
2016	Jaguars	10	4	22	18	4	2	8	1.0	7.0	1	0	0	0	0	0	0	0	0	0	0	0	0	0	0	0
2017	Jaguars	16	5	44	37	7	4	10	0.0	0.0	1	0	0	0	0	5	0	1	0	1	1	0	0	0	0	0
2018	Texans	6	2	24	18	6	0	0	0.0	0.0	0	0	0	0	0	0	0	2	0	0	0	0	0	0	0	0
NFL TOTALS		54	27	188	154	34	12	48	5.0	47.0	8	0	0	0	0	14	1	4	41	3	3	0	0	0	0	0

AARON COLVIN - NFL POSTSEASON STATISTICS

		TACKLES										INTERCEPTIONS				FUMBLES				ST				MISC		
DATE	TEAM	GP	GS	TK	S	A	TFL	YDS	SK	YDS	QBH	NO	YDS	LG	TD	PD	FF	FR	YDS	TK	S	A	FF	FR	S	A
2017	Jaguars	3	0	3	2	1	0	0	0.0	0.0	0	1	0	0	0	1	0	0	0	0	0	0	0	0	0	0
NFL TOTALS		3	0	3	2	1	0	0	0.0	0.0	0	1	0	0	0	1	0	0	0	0	0	0	0	0	0	0

SINGLE-GAME HIGHS: DEFENSIVE

Total Tackles	10 at Pittsburgh Steelers, Oct 08, 2017	Fumble Recoveries	1 vs. Cleveland Browns, Dec 02, 2018
Sacks	1.0 vs. Houston Texans, Nov 13, 2016		...3 more at 1.
	...4 more at 1.0.	Tackles For Loss	2 at Pittsburgh Steelers, Oct 08, 2017
Passes Defensed	3 vs. Tennessee Titans, Nov 19, 2015		...1 more at 2.
Forced Fumbles	1 vs. Buffalo Bills, Oct 25, 2015	Special Teams Tackles	1 vs. Seattle Seahawks, Dec 10, 2017
			...2 more at 1.

SINGLE-GAME HIGHS - POSTSEASON: DEFENSIVE

Total Tackles	2 at Pittsburgh Steelers, Jan 14, 2018	Interceptions	1 vs. Buffalo Bills, Jan 07, 2018
Passes Defensed	1 vs. Buffalo Bills, Jan 07, 2018		

2018 GAME-BY-GAME REGULAR SEASON STATISTICS (TEXANS)

			TACKLES								INTERCEPTIONS					FUMBLES			ST					MISC				
W	DATE	OPPONENT	TK	S	A	SK	YDS	TFL	YDS	QBH	NO	YDS	LG	TD	PD	FF	FR	YDS	TK	S	A	FF	FR	S	A	W/L	SCORE	
01	09/09	at Patriots	P	4	2	2	0.0	0.0	0	0	0	0	0	0	0	0	0	0	0	0	0	0	0	0	0	L	20-27	
02	09/16	at Titans	P	3	2	1	0.0	0.0	0	0	0	0	0	0	0	0	0	0	0	0	0	0	0	0	0	L	17-20	
03	09/23	GIANTS	S	7	5	2	0.0	0.0	0	0	0	0	0	0	0	0	0	0	0	0	0	0	0	0	0	L	22-27	
04	09/30	at Colts	S	4	4	0	0.0	0.0	0	0	0	0	0	0	0	0	0	0	0	0	0	0	0	0	0	W	37-34+	
05	10/07	COWBOYS										INACTIVE															W	19-16+
06	10/14	BILLS										INACTIVE															W	20-13
07	10/21	at Jaguars										INACTIVE															W	20-7
08	10/25	DOLPHINS										INACTIVE															W	42-23
09	11/04	at Broncos										INACTIVE															W	19-17
11	11/18	at Redskins										INACTIVE															W	23-21
12	11/26	TITANS	P	0	0	0	0.0	0.0	0	0	0	0	0	0	0	0	1	0	0	0	0	0	0	0	0	W	34-17	
13	12/02	BROWNS	P	6	5	1	0.0	0.0	0	0	0	0	0	0	0	0	1	0	0	0	0	0	0	0	0	W	29-13	
2018 TOTALS			6-2	24	18	6	0.0	0.0	0	0	0	0	0	0	0	0	2	0	0	0	0	0	0	0	0	9-3		

+ - Overtime

TEXANS BIOS

2017 GAME-BY-GAME POSTSEASON STATISTICS (JAGUARS)

				TACKLES							INTERCEPTIONS						FUMBLES			ST					MISC				
W	DATE	OPPONENT		TK	S	A	SK	YDS	TFL	YDS	QBH	NO	YDS	LG	TD	PD	FF	FR	YDS	TK	S	A	FF	FR	S	A	W/L	SCORE	
01	01/07	BILLS	P	1	1	0	0.0	0.0	0	0	0	1	0	0	0	1	0	0	0	0	0	0	0	0	0	0	W	10-3	
02	01/14	at Steelers	P	2	1	1	0.0	0.0	0	0	0	0	0	0	0	0	0	0	0	0	0	0	0	0	0	0	W	45-42	
03	01/21	at Patriots	P	0	0	0	0.0	0.0	0	0	0	0	0	0	0	0	0	0	0	0	0	0	0	0	0	0	L	20-24	
2017 TOTALS			3-0	3	2	1	0.0	0.0	0	0	0	1	0	0	0	1	0	0	0	0	0	0	0	0	0	0	2-1		



KEKE COUTEE

WIDE RECEIVER

5-11 | 187 | TEXAS TECH

HOMETOWN: LUFKIN, TEXAS | AGE: 21

ROOKIE | 1ST WITH TEXANS | ACQUIRED: D4-'18

2018 GP/GS: 6/2 | CAREER GP/GS: 6/2

TEAMS: HOU '18



16

TRANSACTIONS: Selected by the Houston Texans with the third pick of the fourth round (103rd overall) in the 2018 NFL Draft.

2018 (Houston 6/2):

- ✦ Inactive Weeks 1-3
- ✦ Set franchise records for most receptions (11) and receiving yards (109) in his NFL debut at Indianapolis (9/30). His 11 receptions were the most by a rookie receiver in his NFL debut since the NFL/AFL merger
- ✦ Tallied six receptions for 51 yards (8.5 avg.) and his first career touchdown vs. Dallas (10/7)
- ✦ Finished with 33 receiving yards on three receptions (11.0 avg.) vs. Buffalo (10/14). Passed DeAndre Hopkins (18) for the most receptions through a player's first three NFL games in franchise history
- ✦ Caught one pass for three yards before exiting the game due to injury at Jacksonville (10/21)
- ✦ Inactive Weeks 8-9
- ✦ Recorded five receptions for 77 yards (15.4 avg.) at Washington (11/18)
- ✦ Hauled in two passes for 14 yards (7.0 avg.) vs. Tennessee (11/27)
- ✦ Inactive Week 13 vs. Cleveland (12/2)

CAREER AT TEXAS TECH:

- ✦ Played three seasons (2015-17) at Texas Tech University in Lubbock, Texas
- ✦ Caught 159 passes for 2,424 yards and 17 touchdowns in 38 career games for the Red Raiders

2017 (Texas Tech):

- ✦ Hauled in 93 passes for 1,429 yards and 10 touchdowns in 13 games (11 starts)
- ✦ His 1,429 receiving yards on the season ranked second in

program history and marked the most ever by a junior at Texas Tech

- ✦ Averaged 109.9 receiving yards per game
- ✦ Led the Big 12 in all-purpose yards per game (135.3) and ranked second for receiving yards, receiving yards per game and receptions per game
- ✦ Set a Texas Tech bowl record with 187 receiving yards against USF in the Birmingham Bowl
- ✦ Named All-Big 12 second team by the conference coaches and the Associated Press
- ✦ Semifinalist for the Biletnikoff Award and the Earl Campbell Tyler Rose Award

2016 (Texas Tech):

- ✦ Recorded 890 receiving yards and seven touchdowns with 55 receptions in 12 games (two starts)
- ✦ Ranked second on the team in receiving yards
- ✦ Amassed 100 yards receiving in four games
- ✦ Caught eight passes for 221 yards receiving and two touchdowns against Baylor (11/25), matching Darrin Moore for the 10th-highest single-game receiving total in school history

2015 (Texas Tech):

- ✦ Appeared in all 13 games (two starts) as a true freshman in 2015
- ✦ Only one of three true freshmen wide receivers to see game action
- ✦ Finished the season with 11 receptions for 105 yards

PERSONAL:

- ✦ Given name is Key'vantanie Coutee
- ✦ Attended Lufkin High School
- ✦ Earned first team All-District as a sophomore, junior and senior
- ✦ Caught 56 passes for 841 yards as a senior in 2014
- ✦ Also logged nine punt returns for 273 yards (30.3 average) and three touchdowns in 2014

SINGLE-GAME HIGHS: RUSHING/RECEIVING

Rush Attempts 2 at Indianapolis Colts, Sep 30, 2018
Rushing Yards 2 vs. Dallas Cowboys, Oct 07, 2018
Longest Runs 3 at Indianapolis Colts, Sep 30, 2018
Receptions 11 at Indianapolis Colts, Sep 30, 2018
Receiving Yards 109 at Indianapolis Colts, Sep 30, 2018

Longest Receptions 40 at Washington Redskins, Nov 18, 2018
Receiving TDs 1 vs. Dallas Cowboys, Oct 07, 2018
All-purpose yards 107 at Indianapolis Colts, Sep 30, 2018
Most TDs 1 vs. Dallas Cowboys, Oct 07, 2018

TEXANS BIOS

100-YARD RECEIVING GAMES (1): REGULAR SEASON

DATE	TEAM	NO.	YDS.	AVG.	LG	TD
09/30/18	at Colts	11	109	9.9	19	0

2018 GAME-BY-GAME REGULAR SEASON STATISTICS (TEXANS)

W	DATE	OPPONENT	P/S	NO	RECEIVING YDS	LG	TD	ATT	RUSHING YDS	LG	TD	W/L	SCORE
01	09/09	at Patriots					INACTIVE					L	20-27
02	09/16	at Titans					INACTIVE					L	17-20
03	09/23	GIANTS					INACTIVE					L	22-27
04	09/30	at Colts	P	11	109	19	0	2	-2	3	0	W	37-34+
05	10/07	COWBOYS	S	6	51	18	1	1	2	2	0	W	19-16+
06	10/14	BILLS	P	3	33	22	0	0	0	0	0	W	20-13
07	10/21	at Jaguars	P	1	3	3	0	0	0	0	0	W	20-7
08	10/25	DOLPHINS					INACTIVE					W	42-23
09	11/04	at Broncos					INACTIVE					W	19-17
11	11/18	at Redskins	S	5	77	40	0	0	0	0	0	W	23-21
12	11/26	TITANS	P	2	14	7	0	0	0	0	0	W	34-17
13	12/02	BROWNS					INACTIVE					W	29-13
2018 TOTALS			6-2	28	287	40	1	3	0	3	0	9-3	

+ - Overtime



CHRISTIAN COVINGTON

DEFENSIVE END

6-2 | 310 | RICE

HOMETOWN: VANCOUVER, BC, CANADA | AGE: 25

4TH NFL SEASON | 4TH WITH TEXANS | ACQUIRED: D6B-'15

2018 GP/GS: 8/2 | CAREER GP/GS (POST): 46/9 (3/0)

TEAMS: HOU '15-18



95

TRANSACTIONS: Selected by the Houston Texans with the 40th pick in the sixth round (216th overall) of the 2015 NFL Draft.

2018 (Houston 8/2):

- Recorded one total tackle at New England (9/9)
- Inactive Week 2 at Tennessee (9/16)
- Tallied one total tackle vs. the N.Y. Giants (9/23)
- Inactive Weeks 4-6
- Notched one total tackle as a reserve defensive lineman at Jacksonville (10/21)
- Registered two total tackles vs. Miami (10/25)
- Recorded one solo tackle and one tackle for loss at Denver (11/4)
- Tallied one quarterback hit at Washington (11/18)
- Recorded four total tackles (three solo), two tackles for loss, three quarterback hits and a career-high 2.5 sacks vs. Tennessee (11/26)
- Contributed on defense vs. Cleveland (12/2)

2017 (Houston 7/2):

- Compiled 16 total tackles (10 solo), two quarterback hits, 1.0 sack, one tackle for loss and one forced fumble in seven games played
- Recorded three combined tackles at Cincinnati (9/14)
- Produced three solo tackles and tallied his first sack of the season while forcing the first fumble of his career at New England (9/24)
- Tallied a pair of tackles vs. Tennessee (10/1)
- Made his first start of the season and produced two tackles and one tackle for loss vs. Cleveland (10/15)
- Started his second consecutive game and recorded one solo tackle and one quarterback hit at Seattle (10/29)
- Placed on the Reserve/Injured list on Oct. 31

2016 (Houston 16/5, 2/0):

- Posted 26 total tackles (16 solo), two tackles for loss, two quarterback hits, 1.0 sack and one pass defended in 16 games with five starts
- Notched two total tackles at New England (9/22) in Week 3
- Made his first career start and tallied one solo tackle vs. Tennessee (10/2) in Week 4
- Started at left defensive end and finished with a career-high five tackles (three solo) and his first tackle for loss of the season at Minnesota (10/9) in Week 5
- Logged three solo tackles at Jacksonville (11/13) in Week 10

- Started at defensive end and made one solo tackle and logged his first quarterback hit of the season at Green Bay (12/4) in Week 13
- Registered two tackles (one solo) and a quarterback hit at Indianapolis (12/11)
- Tied for second on the team with a career-high five tackles (four solo), while adding his first sack of the season and his first career pass defended at Tennessee (1/1/17) in Week 17
- Made one solo tackle vs. Oakland (1/7/17) in the AFC Wild Card round
- Recorded the first two postseason quarterback hits of his career and assisted on a tackle at New England (1/14/17) in the AFC Divisional round

2015 (Houston 15/0, 1/0):

- Compiled eight total tackles (five solo), 2.0 sacks, four quarterback hits and four tackles for loss as a rookie
- Made his NFL debut Week 1 vs. Kansas City (9/13) and played Week 2 at Carolina (9/20)
- Recorded his first career NFL tackle vs. Tampa Bay (9/27)
- Made a tackle for loss vs. Indianapolis (10/8)
- Tallied his first career quarterback hit at Jacksonville (10/18)
- Registered his first career sack when he brought down Bengals QB Andy Dalton for a 6-yard loss in the third quarter at Cincinnati (11/16)

COLLEGE:

- Played three seasons (2012-14) at Rice University in Houston after redshirting the 2011 campaign
- Chose to enter NFL Draft after an injury-shortened 2014 campaign
- First Rice interior defensive lineman drafted since Cornelius Walker in 1976 (Kansas City, 3rd round, 59th overall selection)
- Saw his 2014 season come to an end after an injury at FIU resulted in knee surgery
- First-team All-C-USA pick by league coaches as well as Dave Campbell's Texas Football's All-Texas College second team in 2013
- Led team with career-high 11.5 tackles for loss among his 59 stops, including 4.0 sacks in 2013
- Named to USA Today's All-Bowl team for his efforts vs. Air Force in the Armed Forces Bowl in 2012
- Completed the 2012 season with 20 quarterback hurries, 43 tackles (25 solo), eight tackles for loss, 5.0 sacks, forced one fumble and one pass breakup
- Led C-USA freshmen and was tied for second nationally among

TEXANS BIOS

first year players with 5.0 sacks in 2012

Redshirted in 2011

PERSONAL:

- Attended Vancouver (B.C., Canada) College Prep
- Provincial Defensive MVP while leading the Fighting Irish to the

Provincial Championship and ranked as the top defensive lineman in Canada

- Had 276 total tackles and 38.0 sacks in his high school career
- Father, Grover Covington, is the CFL all-time leader in career sacks with 157.0 and was inducted into the Canadian Football Hall of Fame

CHRISTIAN COVINGTON - NFL REGULAR SEASON STATISTICS

DATE	TEAM	GP	GS	TACKLES							INTERCEPTIONS					FUMBLES					ST				MISC	
				TK	S	A	TFL	YDS	SK	YDS	QBH	NO	YDS	LG	TD	PD	FF	FR	YDS	TK	S	A	FF	FR	S	A
2015	Texans	15	0	8	5	3	4	25	2.0	24.0	4	0	0	0	0	0	0	0	0	0	0	0	0	0	0	
2016	Texans	16	5	26	16	10	2	5	1.0	2.0	2	0	0	0	1	0	0	0	0	0	0	0	0	0	0	
2017	Texans	7	2	16	10	6	1	9	1.0	12.0	2	0	0	0	0	1	0	0	0	0	0	0	0	0	0	
2018	Texans	8	2	10	4	6	3	13	2.5	16.0	4	0	0	0	0	0	0	0	0	0	0	0	0	0	0	
NFL TOTALS		46	9	60	35	25	10	52	6.5	54.0	12	0	0	0	1	1	0	0	0	0	0	0	0	0	0	

CHRISTIAN COVINGTON - NFL POSTSEASON STATISTICS

SEASONAL DEFENSE - 1971 DEFENSE STATISTICS																											
		TACKLES								INTERCEPTIONS					FUMBLES					ST				MISC			
DATE	TEAM	GP	GS	TK	S	A	TFL	YDS	SK	YDS	QBH	NO	YDS	LG	TD	PD	FF	FR	YDS	TK	S	A	FF	FR	S	A	
2015	Texans	1	0	2	0	2	0	0	0.0	0.0	0	0	0	0	0	0	0	0	0	0	0	0	0	0	0	0	
2016	Texans	2	0	2	1	1	0	0	0.0	0.0	2	0	0	0	0	0	0	0	0	0	0	0	0	0	0	0	
NFL TOTALS		3	0	4	1	3	0	0	0.0	0.0	2	0	0	0	0	0	0	0	0	0	0	0	0	0	0	0	

SINGLE-GAME HIGHS: DEFENSIVE

Total Tackles

5 at Tennessee Titans, Jan 01, 2017
...1 more at 5.

Forced Fumbles
Tackles For Loss

1 at New England Patriots, Sep 24, 2017
2 vs. Tennessee Titans, Nov 26, 2018

Sacks

2.5 vs. Tennessee Titans, Nov 26, 2018

Passes Defensed

1 at Tennessee Titans, Jan 01, 2017

SINGLE-GAME HIGHS - POSTSEASON: DEFENSIVE

Total Tackles

2 vs. Kansas City Chiefs, Jan 09, 2016

2018 GAME-BY-GAME REGULAR SEASON STATISTICS (TEXANS)

W	DATE	OPPONENT	TK	S	A	TACKLES					INTERCEPTIONS					FUMBLES					ST		MISC			W/L	SCORE
						SK	YDS	TFL	YDS	QBH	NO	YDS	LG	TD	PD	FF	FR	YDS	TK	S	A	FF	FR	S	A		
01	09/09	at Patriots	S	1	0	1	0.0	0.0	0	0	0	0	0	0	0	0	0	0	0	0	0	0	0	0	0	L	20-27
02	09/16	at Titans																								L	17-20
03	09/23	GIANTS	S	1	0	1	0.0	0.0	0	0	0	0	0	0	0	0	0	0	0	0	0	0	0	0	0	L	22-27
04	09/30	at Colts																								W	37-34+
05	10/07	COWBOYS																								W	19-16+
06	10/14	BILLS																								W	20-13
07	10/21	at Jaguars	P	1	0	1	0.0	0.0	0	0	0	0	0	0	0	0	0	0	0	0	0	0	0	0	0	W	20-7
08	10/25	DOLPHINS	P	2	0	2	0.0	0.0	0	0	0	0	0	0	0	0	0	0	0	0	0	0	0	0	0	W	42-23
09	11/04	at Broncos	P	1	1	0	0.0	0.0	1	1	0	0	0	0	0	0	0	0	0	0	0	0	0	0	0	W	19-17
11	11/18	at Redskins	P	0	0	0	0.0	0.0	0	0	1	0	0	0	0	0	0	0	0	0	0	0	0	0	0	W	23-21
12	11/26	TITANS	P	4	3	1	2.5	16.0	2	12	3	0	0	0	0	0	0	0	0	0	0	0	0	0	0	W	34-17
13	12/02	BROWNS	P	0	0	0	0.0	0.0	0	0	0	0	0	0	0	0	0	0	0	0	0	0	0	0	0	W	29-13
2018 TOTALS			8-2	10	4	6	2.5	16.0	3	13	4	0	0	0	0	0	0	0	0	0	0	0	0	0	0	9-3	

+ - Overtime



ZACH CUNNINGHAM

INSIDE LINEBACKER

6-3 | 238 | VANDERBILT

HOMETOWN: PINSON, ALA. | AGE: 24

2ND NFL SEASON | 2ND WITH TEXANS | ACQUIRED: D2-'17

2018 GP/GS: 10/10 | CAREER GP/GS: 26/23

TEAMS: HOU '17-'18



41

TRANSACTIONS: Selected by the Houston Texans with the 25th pick in the second round (57th overall) of the 2017 NFL Draft.

2018 (Houston 10/10):

- Finished tied for second on the team with eight seven total tackles and one pass defended at New England (9/9)
- Registered a team-high eight total tackles (six solo) and one special teams tackle at Tennessee (9/16)
- Notched six total tackles (five solo) and one tackle for loss vs. the N.Y. Giants (9/23). Surpassed 100 career total tackles (102)
- Recorded seven total tackles (six solo), one tackle for loss and two passes defended at Indianapolis (9/30). Passed Dunta Robinson (105) for the fourth-most total tackles by a player through his first 20 career games in franchise history
- Finished with a team-high nine total tackles (six solo) and one quarterback hit vs. Dallas (10/7)
- Tallied a career-high 13 total tackles (nine solo) vs. Buffalo (10/14) and ranks fifth in franchise history for the most total tackles (50) through a player's first six games of a season
- Led the team with 10 total tackles (eight solo) and one forced fumble at Jacksonville (10/21). Became the first Texans player to record three consecutive games with at least 10 total tackles since DeMeco Ryans and Bernard Pollard in Weeks 3-5 of the 2010 season. Recorded the second-most total tackles (60) through the first seven games of a season in franchise history, trailing only ILB Benardrick McKinney (69) in 2016
- Tallied two total tackles (two solo) before leaving the game due to injury vs. Miami (10/25)
- Inactive Weeks 9-11
- Recorded seven total tackles (five solo) and one tackle for loss vs. Tennessee (11/26)
- Notched two total tackles (one solo), one interception and two passes defended vs. Cleveland (12/2). Registered his first career interception and returned it 38 yards for a touchdown

2017 (Houston 16/13):

- Finished second on the team with 82 total tackles (45 solo), six passes defended, five tackles for loss, two quarterback hits, 1.5 sacks and one forced fumble in 16 games played
- Finished tied for second among all NFL rookies in total tackles in 2017 and fourth in franchise history among rookies
- First player in franchise history to record 80 total tackles and eight special teams tackles in a single season
- Recorded four defensive tackles, a pass defended and a special teams stop in his NFL debut vs. Jacksonville (9/10)
- Made his first career start at the MIKE position and recorded four

solo stops at Cincinnati (9/14)

- Started his second consecutive game at the MIKE linebacker position and recorded a team-high seven combined tackles at New England (9/24)
- Started his third consecutive game and produced two total tackles vs. Tennessee (10/1)
- Made nine combined tackles and added his first career forced fumble vs. Kansas City (10/8)
- Made his sixth start of the season and produced five total tackles vs. Indianapolis (11/5)
- Started his fifth straight game and produced four total tackles with one special teams tackle vs. Arizona (11/19)
- Appeared in his 11th game of the season and produced four total tackles at Baltimore (11/27)
- Notched four total tackles while producing his first career quarterback hit, first two tackles for loss and first career sack at Tennessee (12/3)
- Posted nine tackles (six solo) and notched a quarterback hit, tackle for loss and 1.0 sack for consecutive weeks for the first time vs. San Francisco (12/10)
- Logged five tackles (four solo) and added one special teams tackle at Jacksonville (12/17)
- Notched 10 total tackles (seven solo), while recording a career-high three passes defended vs. Pittsburgh (12/25)
- Tallied 11 tackles at Indianapolis (12/31) and became the second rookie this season to post 10-or-more tackles in consecutive games

COLLEGE:

- Played three seasons (2014-16) at Vanderbilt University in Nashville, Tenn. after redshirting the 2013 campaign
- Finished his Commodores career ranked third in program history with 39.5 tackles for loss and finished with 295 career tackles
- Earned coaches first-team All-SEC (2015-16)
- Named Associated Press First-Team All-SEC (2015-16)
- Swept first team All-America honors from every prestigious outlet, including Associated Press, Football Writers of America (FWAA), Walter Camp Foundation, American Football Coaches Association (AFCA), ESPN, Sports Illustrated, CBS Sports, The Sporting News and USA Today as a senior in 2016
- Became just the third player in Vanderbilt history to earn first team All-America honors from the Walter Camp Foundation
- Finished the regular season leading the SEC with 125 total tackles (9.6 per game), ranking sixth nationally in 2016
- Played in all 12 games and earning nine starts at inside linebacker as a redshirt sophomore

TEXANS BIOS

- ✦ Compiled 67 total tackles (37 solo), 1.5 sacks, 6.5 tackles for loss and a forced fumble as a redshirt freshman in 2014
- ✦ Redshirted as a true freshman in 2013, participating as a scout team linebacker

PERSONAL:

- ✦ Parents are Fred and Sophie Cunningham
- ✦ Attended Pinson (Ala.) Valley High School
- ✦ Senior captain and three-year starter at linebacker for the Indians
- ✦ Concluded his prep career by receiving Alabama 5A Lineman of the Year and Birmingham News' Lineman of the Year honors

- after 2012 campaign
- ✦ Amassed 448 total tackles during his three-year varsity career
- ✦ As a senior in 2012, earned first-team all-state after leading PVHS to an 8-4 record and the second round of the 5A playoffs
- ✦ Contributed 194 total tackles, including 41 tackles for loss and 12 sacks along with four blocked punts during the season
- ✦ As junior in 2011, earned all-state recognition after registering 152 tackles
- ✦ Has four brothers: Frederick, Ethan, Nathan and Zapheth; and two sisters, Gabriel and Danica
- ✦ Enjoys playing the guitar
- ✦ Majored in economics while attending Vanderbilt

SINGLE-GAME HIGHS: DEFENSIVE

Total Tackles 13 vs. Buffalo Bills, Oct 14, 2018
Sacks 1.0 at Tennessee Titans, Dec 03, 2017
Passes Defensed 3 vs. Pittsburgh Steelers, Dec 25, 2017
Forced Fumbles 1 at Jacksonville Jaguars, Oct 21, 2018
 ...1 more at 1.

Tackles For Loss 2 at Tennessee Titans, Dec 03, 2017
Interceptions 1 vs. Cleveland Browns, Dec 02, 2018
Interception Return Yards 38 vs. Cleveland Browns, Dec 02, 2018
Special Teams Tackles 2 at Cincinnati Bengals, Sep 14, 2017

2018 GAME-BY-GAME REGULAR SEASON STATISTICS (TEXANS)

				TACKLES							INTERCEPTIONS					FUMBLES			ST					MISC				
W	DATE	OPPONENT		TK	S	A	SK	YDS	TFL	YDS	QBH	NO	YDS	LG	TD	PD	FF	FR	YDS	TK	S	A	FF	FR	S	A	W/L	SCORE
01	09/09	at Patriots	S	7	3	4	0.0	0.0	0	0	0	0	0	0	0	1	0	0	0	0	0	0	0	0	0	0	L	20-27
02	09/16	at Titans	S	7	6	1	0.0	0.0	0	0	0	0	0	0	0	0	0	0	0	0	1	0	1	0	0	0	L	17-20
03	09/23	GIANTS	S	6	5	1	0.0	0.0	1	1	0	0	0	0	0	0	0	0	0	0	0	0	0	0	0	0	L	22-27
04	09/30	at Colts	S	7	6	1	0.0	0.0	1	1	0	0	0	0	0	2	0	0	0	0	0	0	0	0	0	0	W	37-34+
05	10/07	COWBOYS	S	10	7	3	0.0	0.0	0	0	1	0	0	0	0	0	0	0	0	0	0	0	0	0	0	0	W	19-16+
06	10/14	BILLS	S	13	9	4	0.0	0.0	0	0	0	0	0	0	0	0	0	0	0	0	0	0	0	0	0	0	W	20-13
07	10/21	at Jaguars	S	10	8	2	0.0	0.0	0	0	1	0	0	0	0	0	1	0	0	0	0	0	0	0	0	0	W	20-7
08	10/25	DOLPHINS	S	2	2	0	0.0	0.0	0	0	0	0	0	0	0	0	0	0	0	0	0	0	0	0	0	0	W	42-23
09	11/04	at Broncos										INACTIVE															W	19-17
11	11/18	at Redskins										INACTIVE															W	23-21
12	11/26	TITANS	S	7	5	2	0.0	0.0	1	1	0	0	0	0	0	0	0	0	0	0	0	0	0	0	0	0	W	34-17
13	12/02	BROWNS	S	2	1	1	0.0	0.0	0	0	0	1	38	38	1	2	0	0	0	0	0	0	0	0	0	0	W	29-13
2018 TOTALS			10-10	71	52	19	0.0	0.0	3	3	2	1	38	38t	1	5	1	0	0	0	1	0	1	0	0	0	9-3	

+ - Overtime



TREVOR DANIEL

PUNTER

6-1 | 231 | TENNESSEE

HOMETOWN: DICKSON, TENN. | AGE: 23

ROOKIE | 1ST WITH TEXANS | ACQUIRED: CFA-'18

2018 GP/GS: 12/0 | CAREER GP/GS: 12/0

TEAMS: HOU '18



8

TRANSACTIONS: Signed by the Houston Texans as a college free agent on May 11, 2018.

2018 (Houston 12/0):

- ✦ Made his NFL debut, punting six times for 230 yards (38.3 avg.) including three punts inside the 20-yard line at New England (9/9)
- ✦ Punted four times for 164 yards (41.0 avg.) at Tennessee (9/16)
- ✦ Tallied 155 yards on three punts (51.7 avg.), including a career-long 57-yard punt, and pinned one inside the 20 yard-line vs. the N.Y. Giants (9/23)
- ✦ Punted five times for 207 yards (41.4 avg.) and pinned four punts inside the 20-yard line at Indianapolis (9/30)
- ✦ Recorded 160 yards on three punts (53.3 avg.), including a career-high 61 yarder and one inside the 20-yard line vs. Dallas (10/7). Recorded the longest punt by a rookie AFC punter in the 2018 season
- ✦ Punted five times for 203 yards (40.6 avg.) and pinned two punts inside the 20-yard line vs. Buffalo (10/14)
- ✦ Registered a career-high 277 yards on six punts (46.2 avg.), including a 61-yard punt and pinned four punts inside the 20-yard line at Jacksonville (10/21)
- ✦ Punted five times for 211 yards (42.2 avg.), including a 53-yard punt and pinned one inside the 20-yard line vs. Miami (10/25)
- ✦ Recorded a career-high 307 yards on six punts (51.2 avg.), including a 61-yarder and pinned four punts inside the 20-yard line at Denver (11/4)
- ✦ Punted once for 30 yards at Washington (11/18)
- ✦ Registered 224 yards on five punts (44.8 avg.) and pinned two punts inside the 20-yard line vs. Tennessee (11/26)
- ✦ Punted three times for 114 yards (38.0 avg.) with a long of 52 yards and pinned all three inside the 20-yard line vs. Cleveland (12/2)

CAREER AT TENNESSEE:

- ✦ Played four seasons (2014-17) at the University of Tennessee in Knoxville, Tenn. after redshirting the 2013 campaign
- ✦ Set a single-season punting average school record in 2017 (47.5)
- ✦ Set a career program record for punting average (45.9)

2017 (Tennessee):

- ✦ Ranked fourth nationally and second in the SEC with a 47.5-yard average

- ✦ Also lead the SEC in punts inside the 20 with 22
- ✦ Punted six times in the season opener vs. Georgia Tech (9/4), including a career-long 70-yard punt to match his previous career-long set at South Carolina in 2016

2016 (Tennessee):

- ✦ Set new personal bests for punts (70), punting yardage (3,120), fair catches (29), punts inside the 20 (28) and a long punt (70 at South Carolina)
- ✦ Punted six times for 294 yards (49.0 avg) with two inside the 10 and three of 50 or more yards at South Carolina (10/29). Also had a career-long 70-yard punt
- ✦ Against Alabama (10/15), punted a career-high 10 times for a career-high 483 yards, four fair catches, four punts of 50 or more yards, two for 60 yards and three inside the 20-yard line

2015 (Tennessee):

- ✦ Ray Guy Award Candidate, awarded to nation's top punter
- ✦ Nominee for Burlsworth Award, presented to nation's most outstanding player who began career as walk-on
- ✦ Former walk-on who earned a scholarship prior to 2015 season
- ✦ Season average of 45.7 yards per punt set new Tennessee record for punt average with a minimum of 50 punts
- ✦ Averaged 45.7 yards per punt, ranking eighth in the nation and second in the SEC
- ✦ In debut, boomed three punts for 47.0 average including a long of 61 yards vs. Bowling Green (9/5)

2014 (Tennessee):

- ✦ Did not appear in any games

2013 (Tennessee):

- ✦ Redshirted

PERSONAL:

- ✦ Son of Kimberly and Wade Daniel
- ✦ Majored in Recreation and Sport Management
- ✦ Recipient of First Family Men's Athletic Endowment
- ✦ Coached by Troy Williams at Dickson County High School
- ✦ Named a Prokicker First Team All-American after his senior season
- ✦ Earned all-district accolades in his junior and senior seasons

TEXANS BIOS


SINGLE-GAME HIGHS: PUNTER

Punts	6 at Denver Broncos, Nov 04, 2018 ...2 more at 6.	Net Punting Avg	49.7 vs. New York Giants, Sep 23, 2018
Gross Punting Yards	307 at Denver Broncos, Nov 04, 2018	Longest Punts	61 at Denver Broncos, Nov 04, 2018 ...2 more at 61.
Gross Punting Avg	53.3 vs. Dallas Cowboys, Oct 07, 2018	Inside the 20	4 at Denver Broncos, Nov 04, 2018 ...2 more at 4.
Net Punting Yards	290 at Denver Broncos, Nov 04, 2018		

2018 GAME-BY-GAME REGULAR SEASON STATISTICS (TEXANS)

W	DATE	OPPONENT		PUNTS	BLK	YDS.	AVG.	LG	TB	IN20	OPP. RET.	OPP. YDS.	NET. YDS.	NET. AVG.	W/L	SCORE
01	09/09	at Patriots	P	6	0	230	38.3	48	0	3	1	0	230	38.3	L	20-27
02	09/16	at Titans	P	4	0	164	41.0	53	1	2	1	2	142	35.5	L	17-20
03	09/23	GIANTS	P	3	0	155	51.7	57	0	1	2	6	149	49.7	L	22-27
04	09/30	at Colts	P	5	0	207	41.4	51	0	4	1	19	188	37.6	W	37-34+
05	10/07	COWBOYS	P	3	0	160	53.3	61	1	1	2	22	118	39.3	W	19-16+
06	10/14	BILLS	P	5	0	203	40.6	53	0	2	3	8	195	39.0	W	20-13
07	10/21	at Jaguars	P	6	0	277	46.2	61	1	4	1	21	236	39.3	W	20-7
08	10/25	DOLPHINS	P	5	0	211	42.2	53	1	1	2	29	162	32.4	W	42-23
09	11/04	at Broncos	P	6	0	307	51.2	61	0	4	6	17	290	48.3	W	19-17
11	11/18	at Redskins	P	1	0	30	30.0	30	0	0	0	0	30	30.0	W	23-21
12	11/26	TITANS	P	5	0	224	44.8	55	1	2	2	19	185	37.0	W	34-17
13	12/02	BROWNS	P	3	0	114	38.0	52	0	3	0	0	114	38.0	W	29-13
2018 TOTALS			12	52	0	2,282	43.9	61	5	27	21	143	2,039	39.2	9-3	

+ - Overtime



JULIÉN DAVENPORT

TACKLE

6-7 | 325 | BUCKNELL

HOMETOWN: PAULSBORO, N.J. | AGE: 23

2ND NFL SEASON | 2ND WITH TEXANS | ACQUIRED: D4A-'17

2018 GP/GS: 12/11 | CAREER GP/GS: 23/15

TEAMS: HOU '17-'18



70

TRANSACTIONS: Selected by the Houston Texans with the 24th pick in the fourth round (130th overall) of the 2017 NFL Draft.

2018 (Houston (12/11):

- Started at left tackle, but later transitioned to right tackle after an injury along the offensive line at New England (9/9). Helped post the second-highest team rushing total (167) in a season opener in franchise history
- Started at right tackle and helped record a second-consecutive game with more than 140 team rushing yards at Tennessee (9/16)
- Started at right tackle vs. the N.Y. Giants (9/23)
- Contributed on special teams at Indianapolis (9/30)
- Started at left tackle and helped the Texans offense post 462 total net yards vs. Dallas (10/7)
- Started at left tackle vs. Buffalo (10/14)
- Started at left tackle and helped the Texans rush for 141 yards at Jacksonville (10/21)
- Helped the Texans rush for a season-high 188 yards and started at left tackle vs. Miami (10/25)
- Started at left tackle at Denver (11/4)
- Started at left tackle and helped the Texans rush for 139 yards at Washington (11/18)
- Led the way for a franchise-record 281 rushing yards vs. Tennessee (11/26)
- Started at left tackle vs. Cleveland (12/2)

2017 (Houston (11/4):

- Started in his first career game played at Cincinnati (9/14)
- Appeared in relief duty vs. Tennessee (10/1) and paved the way for a 173-yard rushing performance, 445 yards of total offense, six offensive touchdowns and a franchise-record 57 points
- Contributed extensively on special teams vs. Kansas City (10/8)
- Appeared in relief duty on the offensive line and on special teams vs. Cleveland (10/15)
- Played on the offensive line and on special teams and helped block for 500-plus yards of offense and 38 points at Seattle (10/29)
- Started at left tackle vs. Indianapolis (11/5)
- Started and paved the way for a season-high 176 rushing yards vs. Pittsburgh (12/25)
- Started at left tackle at Indianapolis (12/31)

COLLEGE:

- Played four seasons (2013-16) at Bucknell University in Lewisburg, Pa.

- Became the seventh player from Bucknell ever selected in the NFL Draft and first since Sam Havrilak in 1969
- A two-year team captain for the Bison
- The only member of Bucknell's senior class to start all 44 games from 2013-16
- AFCA First Team All-America (2016)
- Associated Press First Team All-America (2016)
- STATS First Team All-America (2016)
- Walter Camp First Team All-America (2016)
- Second-team STATS FCS All-America (2015)
- First-team All-Patriot League (2014-16)
- Second-team All-Patriot League (2013)
- Preseason All-Patriot League (2014-16)
- Started all 11 games at left tackle as a senior in 2016
- Earned 2016 first-team All-America honors from four organizations (AFCA, Associated Press, STATS, Walter Camp) as a senior
- Two-time team captain
- 2016 first-team All-Patriot League selection
- Started all 11 games at left tackle as a junior in 2015
- 2015 first-team All-Patriot League selection
- Became the first Bison offensive lineman to be named first-team All-Patriot League in back-to-back years since Lucas Carlaw in 1998 and 1999
- Anchored the left tackle spot in all 11 games for the Bison as a sophomore in 2014
- Earned first-team All-Patriot League honors as a sophomore in 2014
- Earned starting spot at left tackle during preseason camp and started all 11 games as a true freshman in 2013
- Named second-team All-Patriot League as a true freshman in 2013

PERSONAL:

- Attended Paulsboro (N.J.) High School
- A captain and all-conference selection in both football and basketball for the Red Raiders
- Named an All-South Jersey selection in football and All-Group 1 selection in basketball
- Son of Anthony Davenport and Leslie Showell
- Has five siblings: Ernest, Anthony, Kim, Katirah and Nyla
- Cousin, Michael Kidd-Gilchrist, was a member of Kentucky's 2012 NCAA Champion men's basketball team and currently plays in the NBA
- Native of Camden, N.J.

TEXANS BIOS

✎ Majored in political science while attending Bucknell

2018 GAME-BY-GAME REGULAR SEASON STATISTICS (TEXANS)

W	DATE	OPPONENT	P/S		W/L	SCORE
01	09/09	at Patriots	S		L	20-27
02	09/16	at Titans	S		L	17-20
03	09/23	GIANTS	S		L	22-27
04	09/30	at Colts	P		W	37-34+
05	10/07	COWBOYS	S		W	19-16+
06	10/14	BILLS	S		W	20-13
07	10/21	at Jaguars	S		W	20-7
08	10/25	DOLPHINS	S		W	42-23
09	11/04	at Broncos	S		W	19-17
11	11/18	at Redskins	S		W	23-21
12	11/26	TITANS	S		W	34-17
13	12/02	BROWNS	S		W	29-13
2018 TOTALS			12-11		9-3	

+ - Overtime



BRANDON DUNN

NOSE TACKLE

6-2 | 310 | LOUISVILLE

HOMETOWN: LOUISVILLE, KY. | AGE: 26

3RD NFL SEASON | 3RD WITH TEXANS | ACQUIRED: FA-'15

2018 GP/GS: 12/8 | CAREER GP/GS (POST): 45/16 (1/0)

TEAMS: CHI '14-15; HOU '15-18



92

TRANSACTIONS: Signed by the Chicago Bears as a college free agent on May 11, 2014...Waived by the Bears on Aug. 30, 2014...Signed to the Bears practice squad on Sept. 1, 2014...Signed to the Bears active roster on Nov. 26, 2014...Waived by the Bears on Sept. 5, 2015...Signed to the Bears practice squad on Sept. 8, 2015...Signed to the Bears active roster on Sept. 19, 2015...Waived by the Bears on Oct. 3, 2015...Signed to the Bears practice squad on Oct. 6, 2015...Signed to the Houston Texans active roster on Oct. 13, 2015...Waived by the Texans on Sept. 3, 2016...Signed to the Texans practice squad on Sept. 5, 2016...Signed to the Texans active roster on Oct. 5, 2016...Waived by the Texans on Oct. 13, 2016...Signed to the Texans practice squad on Oct. 15...Signed to the Texans active roster on Oct. 19, 2016...Waived by the Texans on Nov. 26, 2016...Signed to the Texans practice squad on Nov. 29, 2016...Signed by the Texans on Jan. 16, 2017.

2018 (Houston 12/8):

- ✦ Notched three total tackles (two solo) in the season opener at New England (9/9)
- ✦ Started at nose tackle and recorded a career-high five total tackles (three solo), including one tackle for loss
- ✦ Contributed on defense as a reserve defensive lineman vs. the N.Y. Giants (9/23)
- ✦ Appeared as a reserve defensive lineman at Indianapolis (9/30)
- ✦ Notched two total tackles (one solo) and one tackle for loss vs. Dallas (10/7)
- ✦ Started at nose tackle vs. Buffalo (10/14)
- ✦ Started at nose tackle vs. Jacksonville (10/21)
- ✦ Recorded two total tackles (two solo) and one tackle for loss vs. Miami (10/25)
- ✦ Notched a career-high six total tackles (four solo), one tackle for loss and one forced fumble at Denver (11/4)
- ✦ Started at nose tackle and recorded two total tackles at Washington (11/18)
- ✦ Tallied two total tackles (one solo) vs. Tennessee (11/26)
- ✦ Registered one total tackle vs. Cleveland (12/2)

2017 (Houston 16/8):

- ✦ Recorded 26 total tackles (17 solo), three tackles for loss, two quarterback hits and one fumble recovery in a career-high 16 games played
- ✦ Tied a career high with three total tackles and notched the first tackle for loss of his career vs. Jacksonville (9/10)
- ✦ Recorded two assisted tackles and the first fumble recovery of his career vs. Tennessee (10/1)
- ✦ Made one tackle and recorded the first quarterback hit of his career vs. Cleveland (10/15)

- ✦ Started his first career game at nose tackle at Seattle (10/29)
- ✦ Started his second-consecutive game and recorded three total tackles and a quarterback hit vs. Indianapolis (11/5)
- ✦ Made one tackle in his fourth consecutive start vs. Arizona (11/19)
- ✦ Finished with a career-high four total tackles and had multiple tackles for loss in a game for the first time in his career at Baltimore (11/27)
- ✦ Posted two solo stops while making his fifth start of the season vs. San Francisco (12/10)
- ✦ Produced three total tackles at Jacksonville (12/17)
- ✦ Tied his career high of four total tackles (two solo) at Indianapolis (12/31)

2016 (Houston 2/0, 0/0):

- ✦ Spent Weeks 1-4, Week 6, Weeks 13-17 and the postseason on the Texans practice squad
- ✦ Inactive for Week 5 at Minnesota (10/9)
- ✦ Was active for the first time and contributed the first three solo tackles of his season at Denver (10/24) in Week 7
- ✦ Inactive for Week 8 vs. Detroit (10/30)
- ✦ Played but did not record any statistics at Jacksonville (11/13) in Week 10
- ✦ Inactive for Week 11 at Oakland (11/21)

2015 (Chicago 1/0; Houston 11/0, 1/0):

- ✦ Played in a combined total of 12 games for Chicago and Houston and recorded nine total tackles, including five solo stops
- ✦ Played in one game for Chicago where he recorded two total tackles (one solo) vs. Arizona (9/20)
- ✦ Signed to the Texans active roster on Oct. 13
- ✦ Played in his first game for the Texans at Jacksonville (10/18)
- ✦ Notched two total tackles at Buffalo (12/6)
- ✦ Registered one solo tackle in the AFC Wild Card Game vs. Kansas City (1/9/16)

2014 (Chicago 3/0):

- ✦ Made his NFL debut against Detroit (11/27)
- ✦ Made one solo tackle and had one pass defended vs. Detroit (12/21)

COLLEGE:

- ✦ Played four seasons (2010-13) at the University of Louisville (Ky.)
- ✦ Played in 49 games for the Cardinals, starting 30

TEXANS BIOS

Recorded career totals of 101 tackles, 3.0 sacks, two fumble recoveries and two passes defended

PERSONAL:

Attended Pleasure Ridge Park High School in Louisville, Ky.
Three-year starter and team captain for the Panthers

Named the team's Most Valuable Player and best offensive lineman in 2009
Also named the team's top defensive lineman in 2008
Recorded 65 total tackles and 16.0 sacks as a senior, including 30 solo tackles
Recorded 50 total tackles and 16.0 sacks his junior year

BRANDON DUNN - NFL REGULAR SEASON STATISTICS

SEASON 2014 - INTERCEPTION SEASON STATISTICS																												
DATE	TEAM	GP	GS	TK	S	A	TACKLES				INTERCEPTIONS				FUMBLES				ST				MISC					
							TFL	YDS	SK	YDS	QBH	NO	YDS	LG	TD	PD	FF	FR	YDS	TK	S	A	FF	FR	S	A		
2014	Bears	3	0	1	1	0	0	0.0	0.0	0	0	0	0	0	0	1	0	0	0	0	0	0	0	0	0	0	0	0
2015	Bears	1	0	2	1	1	0	0	0.0	0.0	0	0	0	0	0	0	0	0	0	0	0	0	0	0	0	0	0	0
2015	Texans	11	0	7	4	3	0	0	0.0	0.0	0	0	0	0	0	0	0	0	0	0	0	0	0	0	0	0	0	0
2015	TOTAL	12	0	9	5	4	0	0	0.0	0.0	0	0	0	0	0	0	0	0	0	0	0	0	0	0	0	0	0	0
2016	Texans	2	0	3	3	0	0	0	0.0	0.0	0	0	0	0	0	0	0	0	0	0	0	0	0	0	0	0	0	0
2017	Texans	16	8	26	17	9	3	5	0.0	0.0	2	0	0	0	0	0	0	1	0	0	0	0	0	0	0	0	0	0
2018	Texans	12	8	23	13	10	4	6	0.0	0.0	0	0	0	0	0	1	0	0	0	0	0	0	0	0	0	0	0	0
NFL TOTALS		45	16	62	39	23	7	11	0.0	0.0	2	0	0	0	0	1	1	1	0	0	0	0	0	0	0	0	0	0

BRANDON DUNN - NFL POSTSEASON STATISTICS

		TACKLES									INTERCEPTIONS					FUMBLES					ST				MISC	
DATE	TEAM	GP	GS	TK	S	A	TFL	YDS	SK	YDS	QBH	NO	YDS	LG	TD	PD	FF	FR	YDS	TK	S	A	FF	FR	S	A
2015	Texans	1	0	1	1	0	0	0	0.0	0.0	0	0	0	0	0	0	0	0	0	0	0	0	0	0	0	0
NFL TOTALS		1	0	1	1	0	0	0	0.0	0.0	0	0	0	0	0	0	0	0	0	0	0	0	0	0	0	0

SINGLE-GAME HIGHS: DEFENSIVE

Total Tackles	6 at Denver Broncos, Nov 04, 2018	Fumble Recoveries	1 vs. Tennessee Titans, Oct 01, 2017
Passes Defended	1 vs. Detroit Lions, Dec 21, 2014	Tackles For Loss	2 at Baltimore Ravens, Nov 27, 2017
Forced Fumbles	1 at Denver Broncos, Nov 04, 2018		

SINGLE-GAME HIGHS - POSTSEASON: DEFENSIVE

Total Tackles 1 vs. Kansas City Chiefs, Jan 09, 2016

2018 GAME-BY-GAME REGULAR SEASON STATISTICS (TEXANS)

			EDGE GAME BY GAME REGULAR SEASON STATISTICS (PER GAME)																													
			TACKLES								INTERCEPTIONS								FUMBLES				ST					MISC				
W	DATE	OPPONENT	TK	S	A	SK	YDS	TFL	YDS	QBH	NO	YDS	LG	TD	PD	FF	FR	YDS	TK	S	A	FF	FR	S	A	W/L	SCORE					
01	09/09	at Patriots	P	3	2	1	0.0	0.0	0	0	0	0	0	0	0	0	0	0	0	0	0	0	0	0	0	L	20-27					
02	09/16	at Titans	S	5	3	2	0.0	0.0	1	3	0	0	0	0	0	0	0	0	0	0	0	0	0	0	0	L	17-20					
03	09/23	GIANTS	P	0	0	0	0.0	0.0	0	0	0	0	0	0	0	0	0	0	0	0	0	0	0	0	0	L	22-27					
04	09/30	at Colts	P	0	0	0	0.0	0.0	0	0	0	0	0	0	0	0	0	0	0	0	0	0	0	0	0	W	37-34+					
05	10/07	COWBOYS	P	2	1	1	0.0	0.0	1	1	0	0	0	0	0	0	0	0	0	0	0	0	0	0	0	W	19-16+					
06	10/14	BILLS	S	0	0	0	0.0	0.0	0	0	0	0	0	0	0	0	0	0	0	0	0	0	0	0	0	W	20-13					
07	10/21	at Jaguars	S	0	0	0	0.0	0.0	0	0	0	0	0	0	0	0	0	0	0	0	0	0	0	0	0	W	20-7					
08	10/25	DOLPHINS	S	2	2	0	0.0	0.0	1	1	0	0	0	0	0	0	0	0	0	0	0	0	0	0	0	W	42-23					
09	11/04	at Broncos	S	6	4	2	0.0	0.0	1	1	0	0	0	0	0	0	1	0	0	0	0	0	0	0	0	W	19-17					
11	11/18	at Redskins	S	2	0	2	0.0	0.0	0	0	0	0	0	0	0	0	0	0	0	0	0	0	0	0	0	W	23-21					
12	11/26	TITANS	S	2	1	1	0.0	0.0	0	0	0	0	0	0	0	0	0	0	0	0	0	0	0	0	0	W	34-17					
13	12/02	BROWNS	S	1	0	1	0.0	0.0	0	0	0	0	0	0	0	0	0	0	0	0	0	0	0	0	0	W	29-13					
2018 TOTALS			12-8	23	13	10	0.0	0.0	4	6	0	0	0	0	0	1	0	0	0	0	0	0	0	0	0	9-3						

+ - Overtime



DUKE EJIOFOR

OUTSIDE LINEBACKER

6-4 | 255 | WAKE FOREST

HOMETOWN: HOUSTON, TEXAS | AGE: 23

ROOKIE | 1ST WITH TEXANS | ACQUIRED: D6A-'18

2018 GP/GS: 8/0 | CAREER GP/GS: 8/0

TEAMS: HOU '18



53

TRANSACTIONS: Selected by the Houston Texans with the third pick of the sixth round (177th overall) in the 2018 NFL Draft.

2018 (Houston 8/0):

- ✦ Inactive Week 1 at New England (9/9)
- ✦ Recorded three total tackles (two solo) and brought down Titans QB Blaine Gabbert for his first career sack in his NFL debut at Tennessee (9/16)
- ✦ Contributed on defense and special teams vs. the N.Y. Giants (9/23)
- ✦ Finished with two solo stops, one quarterback hit and his first career fumble recovery at Indianapolis (9/30)
- ✦ Contributed on defense vs. Dallas (10/7)
- ✦ Notched his first career pass defended vs. Buffalo (10/14)
- ✦ Recorded two total tackles (one solo) at Jacksonville (10/21)
- ✦ Contributed on defense and special teams, and recorded one special teams tackle vs. Miami (10/25)
- ✦ Registered one pass defended at Denver (11/4)
- ✦ Inactive Weeks 11-13

CAREER AT WAKE FOREST:

- ✦ Played four seasons (2014-17) at Wake Forest University in Winston-Salem, N.C. after redshirting the 2013 campaign
- ✦ Compiled 128 total tackles (76 solo), 23.5 sacks, 41 tackles for loss, six pass breakups, two forced fumbles, two fumble recoveries and an interception in 42 career games played (31 starts)
- ✦ Ranks third in program history in career sacks and sixth in career tackles for loss

2017 (Wake Forest):

- ✦ Earned second team All-ACC honors
- ✦ Led the Demon Deacons in sacks (6.5), tackles for loss (16.5) and quarterback hurries (nine)
- ✦ Ranked third in the ACC in tackles for loss and eighth in sacks in 2017
- ✦ Recorded 43 total tackles on the season

2016 (Wake Forest):

- ✦ Was a consensus third-team All-ACC selection as a junior
- ✦ Named third team by the Atlantic Coast Sports Media Association, Associated Press and Phil Steele

- ✦ Nominee for the Bednarik Award
- ✦ Led Wake Forest with 10.5 sacks and was second on the team with 17 tackles for loss
- ✦ Finished the year fourth in the ACC in sacks
- ✦ Finished eighth in the ACC in tackles for loss with 17
- ✦ Tied for the league lead with 8.5 sacks against ACC opponents
- ✦ Set the school record for sacks by a junior with 10.5, breaking the previous mark of 10.0
- ✦ Finished fifth on the team with 50 total tackles
- ✦ Tied for the team lead with four quarterback hurries
- ✦ Earned ACC Defensive Lineman of the Week after posting a career-best seven tackles, 3.0 sacks, four tackles for loss, two forced fumbles, a fumble recovery and two quarterback hurries at Duke (9/10)

2015 (Wake Forest):

- ✦ Missed the first five games of the season while recovering from a preseason injury
- ✦ Led the team with 4.5 sacks on the year
- ✦ Recorded a sack in four of the seven games he played
- ✦ Was ninth on the team with 28 total tackles

2014 (Wake Forest):

- ✦ Made one tackle in his first college game at ULM (8/28) as a redshirt freshman
- ✦ Recorded 12 total tackles and 2.0 sacks on the season
- ✦ Notched a season-best four solo tackles vs. Florida State (10/4)
- ✦ Had sacks in consecutive weeks vs. Louisville (9/27) and Florida State (10/4)
- ✦ Missed the final two games of the season with an injury

2013 (Wake Forest):

- ✦ Redshirted

PERSONAL:

- ✦ Son of Dr. Samuel and Franca Ejiofor
- ✦ Attended Alief Taylor High School in Houston
- ✦ Honorable mention All-Greater Houston selection
- ✦ Recorded 47 total tackles, 15 tackles for loss, 8.0 sacks and six pass breakups as a senior
- ✦ Also lettered in track for Alief Taylor
- ✦ Graduated with a degree in sociology

TEXANS BIOS

SINGLE-GAME HIGHS: DEFENSIVE

Total Tackles 3 at Tennessee Titans, Sep 16, 2018
Sacks 1.0 at Tennessee Titans, Sep 16, 2018
Passes Defensed 1 at Denver Broncos, Nov 04, 2018
 ...1 more at 1.

Fumble Recoveries 1 at Indianapolis Colts, Sep 30, 2018
Tackles For Loss 1 at Tennessee Titans, Sep 16, 2018
Special Teams Tackles 1 vs. Miami Dolphins, Oct 25, 2018

2018 GAME-BY-GAME REGULAR SEASON STATISTICS (TEXANS)

			TACKLES								INTERCEPTIONS						FUMBLES			ST					MISC				
W	DATE	OPPONENT	TK	S	A	SK	YDS	TFL	YDS	QBH	NO	YDS	LG	TD	PD	FF	FR	YDS	TK	S	A	FF	FR	S	A	W/L	SCORE		
01	09/09	at Patriots									INACTIVE																	L	20-27
02	09/16	at Titans	P	3	2	1	1.0	8.0	1	8	1	0	0	0	0	0	0	0	0	0	0	0	0	0	0	L	17-20		
03	09/23	GIANTS	P	0	0	0	0.0	0.0	0	0	0	0	0	0	0	0	0	0	0	0	0	0	0	0	0	L	22-27		
04	09/30	at Colts	P	2	2	0	0.0	0.0	0	0	1	0	0	0	0	0	0	1	0	0	0	0	0	0	0	W	37-34+		
05	10/07	COWBOYS	P	0	0	0	0.0	0.0	0	0	0	0	0	0	0	0	0	0	0	0	0	0	0	0	0	W	19-16+		
06	10/14	BILLS	P	0	0	0	0.0	0.0	0	0	0	0	0	0	1	0	0	0	0	0	0	0	0	0	0	W	20-13		
07	10/21	at Jaguars	P	2	1	1	0.0	0.0	0	0	0	0	0	0	0	0	0	0	0	0	0	0	0	0	0	W	20-7		
08	10/25	DOLPHINS	P	0	0	0	0.0	0.0	0	0	0	0	0	0	0	0	0	0	0	1	0	1	0	0	0	W	42-23		
09	11/04	at Broncos	P	0	0	0	0.0	0.0	0	0	0	0	0	0	1	0	0	0	0	0	0	0	0	0	0	W	19-17		
11	11/18	at Redskins									INACTIVE																	W	23-21
12	11/26	TITANS									INACTIVE																	W	34-17
13	12/02	BROWNS									INACTIVE																	W	29-13
2018 TOTALS			8-0	7	5	2	1.0	8.0	1	8	2	0	0	0	0	2	0	1	0	1	0	1	0	0	0	9-3			

+ - Overtime



KA'IMI FAIRBAIRN

KICKER

6-0 | 183 | UCLA

HOMETOWN: KAILUA, HAWAII | AGE: 24

3RD NFL SEASON | 3RD WITH TEXANS | ACQUIRED: CFA-'16

2018 GP/GS: 12/0 | CAREER GP/GS: 28/0

TEAMS: HOU '16-'18



7

TRANSACTIONS: Signed by the Houston Texans as a college free agent on May 5, 2016.

2018 (Houston 12/0):

- Connected on both field goal attempts, two extra points and recorded touchbacks on four of his five kickoffs at New England (9/9)
- Scored five total points on one made field goal and two made extra point attempts at Tennessee (9/16)
- Made all three field goal attempts, including a season-long 54-yarder, and one extra point vs. the N.Y. Giants (9/23)
- Connected on three-of-four field goals including a 29-yarder to tie the game in overtime and his first career game-winning field goal, a 37-yarder, at Indianapolis (9/30)
- Scored 13 total points on four made field goals and one made extra point attempt vs. Dallas (10/7). Made a game-winning 36-yard field goal in overtime. Became the first NFL kicker to hit game-winning field goals in overtime in consecutive games since Eagles K David Akers in Weeks 10-11 of the 2000 season
- Made two field goals and two extra point attempts vs. Buffalo (10/14)
- Scored eight total points on two made field goals and two made extra points at Jacksonville (10/21)
- Connected on all six extra point attempts vs. Miami (10/25)
- Scored seven total points on two made field goals and one made extra point attempt at Denver (11/4)
- Scored 11 total points on three made field goals and two made extra point attempts at Washington (11/18)
- Made two field goals and three extra points vs. Tennessee (11/26). Set the franchise record for the most points scored through 12 weeks of a season
- Scored 17 total points on five made field goals and two made extra point attempts vs. Cleveland (12/2). Set new single-game career highs with five made field goals and 17 points scored and broke the franchise record for the most points scored through 13 weeks of a season with 116

2017 (Houston 16/0):

- Made 11 straight field goal attempts to start the 2017 season, the most consecutive field goals made to start a Texans career in franchise history
- Recorded 49 touchbacks, which is a single-season franchise record and tied for the seventh-most touchbacks in the NFL in 2017
- Produced 92 points, which is the most by a first-year player in Texans history and the third-most by a rookie in 2017

- Added one extra point while recording touchbacks on both his kicks in his NFL debut vs. Jacksonville (9/10)
- Attempted and made his first two career field goals while accounting for over half of the team's points at Cincinnati (9/14)
- Converted all four field goals and three extra point attempts to produce 15 points at New England (9/24)
- Tallied three field goal conversions and six extra points to produce 15 total points of offense for the second consecutive week vs. Tennessee (10/1)
- Converted his tenth-consecutive field goal attempt and recorded touchbacks on all six of his kickoffs vs. Cleveland (10/15)
- Extended his franchise record by converting his 11th straight kick to start his Texans career at Seattle (10/29)
- Converted both extra point attempts and produced two touchbacks on kickoffs vs. Indianapolis (11/5)
- Made all four extra point attempts, added one field goal and booted two kickoffs for touchbacks vs. Arizona (11/19)
- Scored 10 total points on three made field goal attempts and one extra point conversion at Baltimore (11/27)
- Converted two field goal attempts, added one point after attempt and recorded touchbacks on all four kickoffs at Tennessee (12/3)
- Connected on a career-long 55-yard field goal and added an extra point vs. San Francisco (12/10)
- Launched a 52-yard field goal, converted on another kick and added on successfully extra point try at Indianapolis (12/31)

2016 (Houston 0/0, 0/0):

- Placed on the Reserve/Injured List on Aug. 30

CAREER AT UCLA:

- Played four seasons (2012-15) at the University of California, Los Angeles
- Lou Groza Award winner in 2015
- Became the all-time leading scorer for the Pac-12 Conference and UCLA during the 2015 season
- A consensus first-team All-America selection (AP, FWAA, AFCA, Walter Camp, SI.com) following his senior season
- Finished his career by connecting on 41 straight field goal attempts from 35 yards and in
- Tied a UCLA record by connecting on a 60-yard field goal in 2015
- Handled all of the Bruins' placekicking chores in his four seasons with the program
- Added kickoff duty in years two, three and four
- First Bruin to score more than 100 points in four straight seasons

TEXANS BIOS

PERSONAL:

- Full name is John Christian Ka'iminoeauloameka'ikeokekumupa'a Fairbairn
- Attended Punahou School in Honolulu
- Name is pronounced Ka'imi (Kuh-EE-me) Fairbairn (Fair-Bairn)
- Two-star recruit according to Rivals.com and Scout.com
- As a senior, put 95 percent of his kickoffs into the end zone, and hit 13-of-18 field goal tries, including one from 55 yards
- Named first-team all-state as a senior and junior and to the All-

- ILH Division Team
- Earned second-team all-state honors as a sophomore
- Three-year winner of the Special Team MVP Award
- Also played soccer (central defender) for coach Dave Trifonovitch
- Named first-team all-state as a senior and junior for the two-time state champs
- ILH Defensive Player of the Year his last two seasons.
- Born in Kailua, Hawaii

KA'IMI FAIRBAIRN - NFL REGULAR SEASON STATISTICS

DATE	TEAM	GP	FGM	FGA	PCT.	LG	XP	XPA	PCT.	BLK	PTS
2016	Texans	0	0	0	0.0	0	0	0	0.0	0	0
2017	Texans	16	20	25	80.0	55	32	35	91.4	0	92
2018	Texans	12	29	34	85.3	54	29	30	96.7	0	116
NFL TOTALS		28	49	59	83.1	55	61	65	93.8	0	208

REGULAR SEASON FIELD-GOAL ACCURACY

DATE	TEAM	1-19	PCT.	20-29	PCT.	30-39	PCT.	40-49	PCT.	50+	PCT.
2016	Texans	0-0	0.0	0-0	0.0	0-0	0.0	0-0	0.0	0-0	0.0
2017	Texans	0-0	0.0	3-4	75.0	8-10	80.0	6-7	85.7	3-4	75.0
2018	Texans	1-1	100.0	7-7	100.0	9-9	100.0	9-12	75.0	3-5	60.0
NFL TOTALS		1-1	100.0	10-11	90.9	17-19	89.5	15-19	78.9	6-9	66.7

SINGLE-GAME HIGHS: KICKER

Field Goals Made 5 vs. Cleveland Browns, Dec 02, 2018
 Field Goal Attempts 5 vs. Cleveland Browns, Dec 02, 2018
 ...2 more at 5.
 Longest Field Goals Made 55 vs. San Francisco 49ers, Dec 10, 2017
 PATs Made 6 vs. Miami Dolphins, Oct 25, 2018
 ...1 more at 6.

PAT Attempts 7 vs. Tennessee Titans, Oct 01, 2017
 Points 17 vs. Cleveland Browns, Dec 02, 2018
 Special Teams Tackles 1 vs. Tennessee Titans, Oct 01, 2017

2018 GAME-BY-GAME REGULAR SEASON STATISTICS (TEXANS)

		FIELD GOALS					EXTRA POINTS						
W	DATE	OPPONENT	FGM	FGA	PCT	LG	XP	XPA	PCT	BLK	PTS	W/L	SCORE
01	09/09	at Patriots	P	2	2	100.0	42	2	2	100.0	0	8	L 20-27
02	09/16	at Titans	P	1	2	50.0	34	2	2	100.0	0	5	L 17-20
03	09/23	GIANTS	P	3	3	100.0	54	1	1	100.0	0	10	L 22-27
04	09/30	at Colts	P	3	4	75.0	40	4	4	100.0	0	13	W 37-34+
05	10/07	COWBOYS	P	4	5	80.0	36	1	1	100.0	0	13	W 19-16+
06	10/14	BILLS	P	2	2	100.0	33	2	2	100.0	0	8	W 20-13
07	10/21	at Jaguars	P	2	2	100.0	48	2	2	100.0	0	8	W 20-7
08	10/25	DOLPHINS	P	0	0	0.0	0	6	6	100.0	0	6	W 42-23
09	11/04	at Broncos	P	2	2	100.0	46	1	2	50.0	0	7	W 19-17
11	11/18	at Redskins	P	3	5	60.0	54	2	2	100.0	0	11	W 23-21
12	11/26	TITANS	P	2	2	100.0	47	4	4	100.0	0	10	W 34-17
13	12/02	BROWNS	P	5	5	100.0	53	2	2	100.0	0	17	W 29-13
2018 TOTALS		12	29	34	85.3	54	29	30	96.7	0	116	9-3	

+ - Overtime



ZACH FULTON

CENTER/GUARD

6-5 | 321 | TENNESSEE

HOMETOWN: HOMEWOOD, ILL. | AGE: 27

5TH NFL SEASON | 1ST WITH TEXANS | ACQUIRED: UFA-'18 (KC)

2018 GP/GS: 10/10 | CAREER GP/GS (POST): 73/56 (4/4)

TEAMS: KC '14-17; HOU '18



73

TRANSACTIONS: Selected by the Kansas City Chiefs with the 17th pick in the sixth round (193rd overall) of the 2014 NFL Draft...Signed by the Houston Texans as an unrestricted free agent on March 15, 2018.

2018 (Houston 10/10):

- Started at right guard in his Texans debut at New England (9/9) and helped post the second-highest team rushing total (167) in a season opener in franchise history
- Started at right guard and helped record a second-consecutive game with more than 140 team rushing yards at Tennessee (9/16)
- Started at right guard vs. the N.Y. Giants (9/23)
- Started at right guard and helped the Texans record 466 yards of total offense at Indianapolis (9/30)
- Started at right guard and helped the Texans offense record 462 yards of total offense vs. Dallas (10/7)
- Started at right guard vs. Buffalo (10/14)
- Inactive Weeks 7-8
- Started at right guard at Denver (11/4)
- Started at right guard and helped the Texans rush for 139 yards at Washington (11/18)
- Started at right guard and blocked for a franchise-record 281 total yards vs. Tennessee (11/26)
- Started at right guard vs. Cleveland (12/2)

2017 (Kansas City 15/12, 1/1):

- Played in 15 games, starting eight games at center, three games at left guard and one at right guard
- Was part of an offensive unit that ranked first in the NFL in rushing yards per play and ninth in rushing yards per game
- In his first start of the season at center, helped pave the way for Chiefs RB Kareem Hunt's 172-yard rushing performance at Los Angeles (9/24) in Week 3
- Started at center in AFC Wild Card Playoff vs. Tennessee (1/6/18)

2016 (Kansas City 16/12, 1/1):

- Appeared in all 16 games, starting 12 games at left guard

2015 (Kansas City 16/6, 2/2):

- Appeared in all 16 games
- Started at right guard at Cincinnati (10/4) in Week 4, vs. Chicago (10/11) in Week 5 and at Minnesota (10/18) in Week 6
- Started at center at Oakland (12/6) in Week 13
- Started at left guard vs. San Diego (12/13) in Week 14 and at Baltimore (12/20) in Week 15
- Started at center in his postseason debut and helped pave the way for 141 yards on the ground at Houston in the AFC Wild Card Playoff (1/9/16)

2014 (Kansas City 16/16):

- Started all 16 games at right guard during his rookie campaign
- Was the first Chiefs sixth round selection to start Week 1 since CB Steve Taylor in 1976
- Was the only rookie to start in the club's opening game of 2014

COLLEGE:

- Played four seasons (2010-13) at the University of Tennessee in Knoxville, Tenn.
- Saw action in 47 games and made 40 starts during his collegiate career
- Started 40 of his last 42 games at right guard for the Volunteers
- Earned SEC Offensive Lineman of the Week (9/3/12)

PERSONAL:

- Full name is Zachery Quinn Fulton
- Son of Glen and Alma Fulton
- Attended Homewood-Flossmoor High School
- Selected to PrepStar Magazine's All-Region team and was named all-conference as a senior in 2009

TEXANS BIOS

ZACH FULTON - NFL REGULAR SEASON STATISTICS

DATE	TEAM	GP	GS
------	------	----	----

2014	Chiefs	16	16
------	--------	----	----

2015	Chiefs	16	6
------	--------	----	---

2016	Chiefs	16	12
------	--------	----	----

2017	Chiefs	15	12
------	--------	----	----

2018	Texans	10	10
------	--------	----	----

NFL TOTALS		73	56
-------------------	--	-----------	-----------

ZACH FULTON - NFL POSTSEASON STATISTICS

DATE	TEAM	GP	GS
------	------	----	----

2015	Chiefs	2	2
------	--------	---	---

2016	Chiefs	1	1
------	--------	---	---

2017	Chiefs	1	1
------	--------	---	---


NFL		4	4
------------	--	----------	----------

TOTALS			
---------------	--	--	--

2018 GAME-BY-GAME REGULAR SEASON STATISTICS (TEXANS)

W	DATE	OPPONENT	P/S		W/L	SCORE
01	09/09	at Patriots	S		L	20-27
02	09/16	at Titans	S		L	17-20
03	09/23	GIANTS	S		L	22-27
04	09/30	at Colts	S		W	37-34+
05	10/07	COWBOYS	S		W	19-16+
06	10/14	BILLS	S		W	20-13
07	10/21	at Jaguars		INACTIVE	W	20-7
08	10/25	DOLPHINS		INACTIVE	W	42-23
09	11/04	at Broncos	S		W	19-17
11	11/18	at Redskins	S		W	23-21
12	11/26	TITANS	S		W	34-17
13	12/02	BROWNS	S		W	29-13
2018 TOTALS			10-10		9-3	

+ - Overtime



RYAN GRIFFIN

TIGHT END

6-6 | 264 | CONNECTICUT

HOMETOWN: LONDONDERRY, N.H. | AGE: 28

6TH NFL SEASON | 6TH WITH TEXANS | ACQUIRED: D6D-'13

2018 GP/GS: 10/8 | CAREER GP/GS (POST): 73/33 (3/2)

TEAMS: HOU '13-18



84

TRANSACTIONS: Selected by the Houston Texans with the 33rd pick in the sixth round (201st overall) in the 2013 NFL Draft...Re-signed with the Texans on March 13, 2017.

2018 (Houston 10/8):

- Started at tight end at New England (9/9) and helped post the second-highest team rushing total (167) in a season opener in franchise history
- Caught one pass for 19 yards at Tennessee (9/16)
- Recorded two receptions for 44 yards (22.0 avg.) vs. the N.Y. Giants (9/23)
- Hauled in one reception for 12 yards at Indianapolis (9/30)
- Tallied 65 yards on six receptions (10.8 avg.) vs. Dallas (10/7). Registered the most receptions and receiving yards in a game since Week 15 of the 2016 season vs. Jacksonville. Passed Joel Dreessen (1,323) for the second-most career receiving yards by a tight end in franchise history
- Started at tight end vs. Buffalo (10/14)
- Inactive Weeks 7-8
- Caught one pass for 13 yards at Denver (11/4)
- Contributed on offense at Washington (11/18)
- Caught three passes for 38 yards (12.7 avg.) vs. Tennessee (11/26)
- Tallied one reception for 12 yards (12.0 avg.) vs. Cleveland (12/2)

2017 (Houston 7/6):

- Hauled in 13 passes for 158 yards and one touchdown in seven games played
- Started his 20th career game vs. Jacksonville (9/10)
- Caught five passes, including his 100th career reception, for 61 yards and a touchdown at New England (9/24)
- Named a team captain before the game and caught two passes for 13 yards vs. Tennessee (10/1)
- Caught three passes for 52 yards vs. Cleveland (10/15), passing Billy Miller (108) for the 10th-most receptions in team history and second-most receptions by a tight end in Texans history and passed Billy Miller (1,146) for the 11th-most receiving yards in team history and third-most receiving yards by a tight end in Texans history
- Placed on the Reserve/Injured list on Nov. 10

2016 (Houston 16/5, 2/1):

- Caught 50 passes for 442 yards and two touchdowns in 16 games played
- Part of a Texans TE corps that improved by NFL bests of 102

targets, 74 receptions and 4.6 receptions per game over its 2015 totals and finished with second-best increases of 646 receiving yards and 40.4 receiving yards per game

- Hauled in two passes for 17 yards, including a crucial third-down conversion in the fourth quarter, vs. Chicago (9/11)
- Caught one pass for five yards vs. Kansas City (9/18)
- Led the team and set a single-game career high with eight receptions for 52 yards at New England (9/22)
- Totaled three receptions for 54 yards vs. Tennessee (10/2) in Week 4
- Caught a career-long 45-yard pass from QB Brock Osweiler in the first quarter vs. Tennessee (10/2), marking the third-longest reception by a tight end in Texans history
- Made his first start of the season and caught two passes for eight yards at Minnesota (10/9) in Week 5
- Grabbed three passes for 34 yards, including a 23-yard reception, vs. Detroit (10/30) in Week 8
- Scored his first touchdown of the season and fifth of his career on a 1-yard pass from QB Brock Osweiler in the first quarter at Jacksonville (11/13) in Week 10
- Logged three receptions for 32 yards and set a single-season career high in receiving yards (253), surpassing his previous best of 251 yards in 2015, at Oakland (11/21) in Week 11
- Tied for second on the team with four receptions for 36 yards vs. San Diego (11/27) in Week 12
- Finished with four receptions for 35 yards and scored on a six-yard touchdown pass from QB Brock Osweiler on 4th-and-goal at Green Bay (12/4) in Week 13
- Set a single-game career high with 85 receiving yards and tied his personal-best with eight receptions vs. Jacksonville (12/18) in Week 15
- Matched his postseason totals from 2015 with three receptions for 29 yards vs. Oakland (1/7/17) in the AFC Wild Card round

2015 (Houston 9/4, 1/1):

- Played in nine games (four starts) and tallied 20 receptions for 251 yards and two touchdowns
- Started and made one catch for 18 yards vs. Kansas City (9/13)
- Spent Weeks 2-9 on the Reserve/Injured-Designated for Return list
- Played and started his first game since the season opener and caught three passes for 36 yards, which was the team's second-highest total at Cincinnati (11/16)
- Had four catches for a season-high 72 yards and a touchdown vs. New Orleans (11/29). Caught his first touchdown of the season and third of his career on a 10-yard pass from QB Brian

TEXANS BIOS

Hoyer on the opening possession of the game. Posted a season-long 36-yard reception in the third quarter

- ✦ Finished with three catches for 29 yards and a touchdown at Buffalo (12/6). Caught an eight-yard touchdown pass in the first quarter, his second of the season. The score marked his second straight game with a touchdown (12/6)
- ✦ Started the AFC Wild Card Game vs. Kansas City (1/9/16) and caught three passes for 29 yards

2014 (Houston 16/2):

- ✦ Played in 16 games with two starts and had 10 catches for 91 yards and a touchdown
- ✦ Caught an 8-yard touchdown pass from QB Ryan Fitzpatrick on the Texans' opening drive vs. Tennessee (11/30) in Week 13. It was his first touchdown of the season and second of his career
- ✦ Made a season-long 25-yard catch at Jacksonville (12/7) in Week 14
- ✦ Had two catches in his first start of the year at Indianapolis (12/14)
- ✦ Had a season-high three catches and matched a season high with 25 yards vs. Baltimore (12/21) in Week 16
- ✦ Started vs. Jacksonville (12/28) in Week 17 and made one catch for eight yards

2013 (Houston 15/8):

- ✦ Hauled in 19 passes for 244 yards and one touchdown as a rookie
- ✦ Recorded the first two receptions of his career for 18 yards (9.0 avg.) vs. St. Louis (10/13)
- ✦ Made his first career start and saw action on special teams at Kansas City (10/20)
- ✦ Caught the first touchdown reception of his career on a two-yard pass at Arizona (11/10)

- ✦ Inactive due to a concussion vs. Oakland (11/17) in Week 11
- ✦ Caught a 37-yard pass in his return to action vs. Jacksonville (11/24) in Week 12
- ✦ Recorded a team-high six receptions for 62 yards at Indianapolis (12/15)
- ✦ Caught five passes for 66 yards, including a 40-yard reception vs. Denver (12/22) in Week 16

COLLEGE:

- ✦ Played four seasons (2009-12) at the University of Connecticut in Storrs, Conn. after redshirting the 2008 campaign
- ✦ Two-time second-team All-Big East selection
- ✦ Ranked second among tight ends in the Connecticut record books with 10 receiving touchdowns and 116 career receptions
- ✦ Played in the Raycom College Football All-Star Classic
- ✦ Caught 29 passes for 484 yards and a career-high six touchdown receptions and was named second-team All-Big East for the second straight season as a senior in 2012
- ✦ Second-team All-Big East selection as a junior and had three receiving touchdowns and a two-point conversion for 20 points in 2011
- ✦ Played in all 13 games and started eight as a sophomore
- ✦ Saw action in 11 games (10 starts) as a freshman, including the Papajohns.com Bowl vs. South Carolina (1/2/10)
- ✦ Redshirted in 2008
- ✦ Majored in communications science

PERSONAL:

- ✦ Attended Londonberry (N.H.) High School
- ✦ Named first-team all-state by the Nashua Union-Leader and Varsity Magazine
- ✦ Carried the ball 95 times for 749 yards and was a team captain as a senior

RYAN GRIFFIN - NFL REGULAR SEASON STATISTICS

		RECEIVING							RUSHING				
DATE	TEAM	GP	GS	NO.	YDS	AVG	LG	TD	NO.	YDS.	AVG.	LG	TD
2013	Texans	15	8	19	244	12.8	40	1	0	0	0.0	0	0
2014	Texans	16	2	10	91	9.1	25	1	0	0	0.0	0	0
2015	Texans	9	4	20	251	12.6	37	2	0	0	0.0	0	0
2016	Texans	16	5	50	442	8.8	45	2	0	0	0.0	0	0
2017	Texans	7	6	13	158	12.2	35	1	0	0	0.0	0	0
2018	Texans	10	8	15	203	13.5	32	0	0	0	0.0	0	0
NFL TOTALS		73	33	127	1,389	10.9	45	7	0	0	0.0	0	0

RYAN GRIFFIN - NFL POSTSEASON STATISTICS

				RECEIVING					RUSHING				
DATE	TEAM	GP	GS	NO.	YDS	AVG	LG	TD	NO.	YDS.	AVG.	LG	TD
2015	Texans	1	1	3	29	9.7	15	0	0	0	0.0	0	0
2016	Texans	2	1	3	29	9.7	13	0	0	0	0.0	0	0
NFL TOTALS		3	2	6	58	9.7	15	0	0	0	0.0	0	0

TEXANS BIOS

SINGLE-GAME HIGHS: RUSHING/RECEIVING

Receptions	8 vs. Jacksonville Jaguars, Dec 18, 2016 ...1 more at 8.	All-purpose yards	85 vs. Jacksonville Jaguars, Dec 18, 2016
Receiving Yards	85 vs. Jacksonville Jaguars, Dec 18, 2016	Special Teams Tackles	1 vs. Indianapolis Colts, Oct 09, 2014 ...3 more at 1.
Longest Receptions	45 vs. Tennessee Titans, Oct 02, 2016	Most TDs	1 at New England Patriots, Sep 24, 2017 ...6 more at 1.
Receiving TDs	1 at New England Patriots, Sep 24, 2017 ...6 more at 1.		

SINGLE-GAME HIGHS - POSTSEASON: RUSHING/RECEIVING

Receptions	3 vs. Oakland Raiders, Jan 07, 2017 ...1 more at 3.	Longest Receptions	15 vs. Kansas City Chiefs, Jan 09, 2016
Receiving Yards	29 vs. Oakland Raiders, Jan 07, 2017 ...1 more at 29.	All-purpose yards	29 vs. Oakland Raiders, Jan 07, 2017 ...1 more at 29.

2018 GAME-BY-GAME REGULAR SEASON STATISTICS (TEXANS)

W	DATE	OPPONENT	P/S	RECEIVING				ATT	RUSHING			TD	W/L	SCORE
				NO	YDS	LG	TD		YDS	LG	TD			
01	09/09	at Patriots	S	0	0	0	0	0	0	0	0	0	L	20-27
02	09/16	at Titans	S	1	19	19	0	0	0	0	0	0	L	17-20
03	09/23	GIANTS	S	2	44	32	0	0	0	0	0	0	L	22-27
04	09/30	at Colts	S	1	12	12	0	0	0	0	0	0	W	37-34+
05	10/07	COWBOYS	S	6	65	13	0	0	0	0	0	0	W	19-16+
06	10/14	BILLS	S	0	0	0	0	0	0	0	0	0	W	20-13
07	10/21	at Jaguars					INACTIVE						W	20-7
08	10/25	DOLPHINS					INACTIVE						W	42-23
09	11/04	at Broncos	P	1	13	13	0	0	0	0	0	0	W	19-17
11	11/18	at Redskins	P	0	0	0	0	0	0	0	0	0	W	23-21
12	11/26	TITANS	S	3	38	22	0	0	0	0	0	0	W	34-17
13	12/02	BROWNS	S	1	12	12	0	0	0	0	0	0	W	29-13
2018 TOTALS			10-8	15	203	32	0	0	0	0	0	0	9-3	

+ - Overtime



ANDRE HAL

SAFETY

5-10 | 184 | VANDERBILT

HOMETOWN: PORT ALLEN, LA. | AGE: 26

5TH NFL SEASON | 5TH WITH TEXANS | ACQUIRED: D7A-'14

2018 GP/GS: 4/1 | CAREER GP/GS (POST): 65/39 (3/3)

TEAMS: HOU '14-18



29

TRANSACTIONS: Selected by the Houston Texans with the first pick in the seventh round (216th overall) of the 2014 NFL Draft...Re-signed by the Texans on Sept. 1, 2017.

2018 (Houston 4/1):

- Placed on the Reserve/Non-Football Illness list on Sept. 1
- Activated from the Reserve/Non-Football Illness list prior to Week 7
- Started at safety and recorded one total tackle in his season debut at Jacksonville (10/21)
- Inactive Weeks 8-9
- Recorded one total tackle and one pass defended at Washington (11/18)
- Tallied one total tackle and one special teams tackle vs. Tennessee (11/26)
- Notched two total tackles and intercepted Browns QB Baker Mayfield for his 10th career interception vs. Cleveland (12/2)

2017 (Houston 16/16):

- Led the Texans in interceptions (three), tied for first in forced fumbles (two) and set a new single-season career high with 71 total tackles in 16 games
- Also had five passes defended, three tackles for loss and one quarterback hit
- Leads the Texans in interceptions with nine since joining the team in 2014
- Started and recorded six total tackles and one tackle for loss in the season opener vs. Jacksonville (9/10)
- Totaled four tackles, one pass defended and the first forced fumble of his career at New England (9/24)
- Started his fourth consecutive game and made four tackles while posting the second multi-interception game of his career vs. Tennessee (10/1)
- Tallied a career-high nine total tackles and one pass defended vs. Kansas City (10/8)
- Made a combined five total tackles at Seattle (10/29)
- Logged four solo tackles and produced five total vs. Indianapolis (11/5)
- Registered four total tackles and one tackle for loss in his ninth start of the season at the Los Angeles Rams (11/12)
- Totaled four tackles and notched his third interception of the year vs. Arizona (11/19)
- Finished with three total tackles while surpassing 100 career solo tackles at Baltimore (11/27)
- Produced five total tackles and forced his second fumble of the season at Tennessee (12/3)

- Registered three solo tackles and one quarterback hit, the second of his career, vs. San Francisco (12/10)
- Finished with seven total tackles, including a season-high five solo tackles vs. Pittsburgh (12/25)
- Produced four total tackles and one tackle for loss at Indianapolis (12/31)

2016 (Houston 15/11, 2/2):

- Completed his second full season as a safety and logged 46 total tackles, two tackles for loss, 1.0 sack and one quarterback hit
- Registered the team's first interception of the year when he picked off Bears QB Jay Cutler in the third quarter vs. Chicago (9/11)
- Notched interceptions in back-to-back games for the first time in his career, having picked off a pass in the 2015 regular season finale against Jacksonville
- Tallied four total tackles (two solo) and a pass defended vs. Kansas City (9/18)
- Made four total tackles (two solo) at New England (9/22) in Week 3
- Matched a career high with two passes defended and contributed four total tackles (three solo) vs. Tennessee (10/2) in Week 4
- Registered the first sack of his career and matched a season high with four total tackles (two solo) vs. Indianapolis (10/16) in Week 6
- Logged three solo tackles on defense and tied for second on the team with a career-high two special teams tackles vs. Detroit (10/30) in Week 8
- Active but did not play in Week 13 at Green Bay (12/4)
- Tied a career high with two passes defended, including an interception of Colts QB Andrew Luck that he returned 24 yards, at Indianapolis (12/11) in Week 14
- Matched his season high with four total tackles (two solo) vs. Jacksonville (12/18) in Week 15
- Tied his career high with seven total tackles (four solo) vs. Cincinnati (12/24) in Week 16
- Registered six tackles (four solo) and his first career playoff pass defended vs. Oakland (1/7/17) in the AFC Wild Card round
- Picked off Patriots QB Tom Brady in the third quarter for his first career postseason interception and finished second on the team with six tackles (four solo) at New England (1/14/17) in the AFC Divisional round

2015 (Houston 16/11, 1/1):

- In his first season at the safety position, played in all 16 games (11 starts) and led the team with four interceptions. Also posted

TEXANS BIOS

- 34 tackles (26 solo), 10 passes defended and one tackle for loss
- His four interceptions tied for the third-highest single-season total by a safety in Texans history
- In his first career start at safety, recorded the first two interceptions of his career, including one returned for a touchdown, at Jacksonville (10/18). Became the second player in Texans history to record at least two interceptions, including one returned for a touchdown (Aaron Glenn, 12/8/02, 2 INTs returned for TDs). Became the first Texans player with two interceptions in a game since CB Kareem Jackson vs. Baltimore (12/21/14)
- Intercepted Jets QB Ryan Fitzpatrick on New York's final offensive possession to seal the game for the Texans (11/22). Marked his third interception of the season and of his career
- Finished third on the team with five total tackles and contributed one pass defended at Buffalo (12/6)
- Recorded his first career tackle for loss in the fourth quarter when he brought down Colts RB Frank Gore for a loss of three yards at Indianapolis (12/20). Also added one pass defended in the game
- Led the team with two passes defended at Tennessee (12/27)
- Totaled four tackles (three solo), two passes defended and an interception vs. Jacksonville (1/3/16). Caught his fourth interception of the season, which tied him with Bernard Pollard (four in 2009) for the third-most interceptions by a safety in a season in team history
- Started his first postseason contest in the AFC Wild Card Game vs. Kansas City (1/9/16) and recorded five tackles, including two solo stops

2014 (Houston 14/0):

- Played in 14 games, made 18 total tackles and had four passes defended

- Recorded a special teams tackle in his NFL debut vs. Washington (9/7)
- Notched a pass defended at Oakland (9/14)
- Registered his first career tackle, finished with five total tackles and a pass defended at Dallas (10/5) in Week 5
- Made four total tackles at Pittsburgh (10/20) in Week 7
- Recorded a pair of tackles at Tennessee (10/26) in Week 8
- Registered a season-high seven total tackles and two passes defended vs. Philadelphia (11/2) on Week 9
- Inactive in Weeks 14-15

COLLEGE:

- Played four seasons (2009-13) at Vanderbilt University in Nashville, Tenn.
- Appeared in 50 games and started 29
- Made 133 career total tackles with six interceptions and 37 passes defended
- Two-time second-team All-SEC (2012, 13)

PERSONAL:

- Senior captain and four-year starter at Port Allen (La.) High School
- Named defensive MVP as a senior after notching 53 total tackles and four interceptions
- Earned first team 3A All-State honors after returning five kickoffs for scores
- As a junior, posted five interceptions
- Standout in basketball and track & field and former starter on hoops squad
- Member of 3A state champion 4x200-meter relay foursome that also set state record

ANDRE HAL - NFL REGULAR SEASON STATISTICS

		TACKLES								INTERCEPTIONS					FUMBLES					ST				MISC		
DATE	TEAM	GP	GS	TK	S	A	TFL	YDS	SK	YDS	QBH	NO	YDS	LG	TD	PD	FF	FR	YDS	TK	S	A	FF	FR	S	A
2014	Texans	14	0	18	15	3	0	0	0.0	0.0	0	0	0	0	0	4	0	0	0	3	3	0	0	0	0	0
2015	Texans	16	11	34	26	8	1	3	0.0	0.0	0	4	54	31t	1	10	0	0	0	2	1	1	0	0	0	0
2016	Texans	15	11	46	31	15	2	12	1.0	7.0	1	2	36	24	0	7	0	0	0	2	1	1	0	0	0	0
2017	Texans	16	16	71	47	24	3	8	0.0	0.0	1	3	10	7	0	5	2	0	0	0	0	0	0	0	0	0
2018	Texans	4	1	4	3	1	0	0	0.0	0.0	0	1	0	0	0	2	0	0	0	2	1	1	0	0	0	0
NFL TOTALS		65	39	173	122	51	6	23	1.0	7.0	2	10	100	31t	1	28	2	0	0	9	6	3	0	0	0	0

ANDRE HAL - NFL POSTSEASON STATISTICS

		TACKLES									INTERCEPTIONS					FUMBLES					ST				MISC			
DATE	TEAM	GP	GS	TK	S	A	TFL	YDS	SK	YDS	QBH	NO	YDS	LG	TD	PD	FF	FR	YDS	TK	S	A	FF	FR	S	A		
2015	Texans	1	1	5	2	3	0	0	0.0	0.0	0	0	0	0	0	0	0	0	0	0	0	0	0	0	0	0		
2016	Texans	2	2	12	7	5	0	0	0.0	0.0	0	1	6	6	0	3	0	0	0	0	0	0	0	0	0	0		
NFL TOTALS		3	3	17	9	8	0	0	0.0	0.0	0	1	6	6	0	3	0	0	0	0	0	0	0	0	0	0		

SINGLE-GAME HIGHS: DEFENSIVE

Total Tackles 9 vs. Kansas City Chiefs, Oct 08, 2017
Sacks 1.0 vs. Indianapolis Colts, Oct 16, 2016
Passes Defended 2 vs. Tennessee Titans, Oct 01, 2017
 ...6 more at 2.
Forced Fumbles 1 at Tennessee Titans, Dec 03, 2017
 ...1 more at 1.

Tackles For Loss 1 at Indianapolis Colts, Dec 31, 2017
 ...5 more at 1.
Interceptions 2 vs. Tennessee Titans, Oct 01, 2017
 ...1 more at 2.
Interception Return Yards 34 at Jacksonville Jaguars, Oct 18, 2015
Special Teams Tackles 2 vs. Detroit Lions, Oct 30, 2016

TEXANS BIOS

SINGLE-GAME HIGHS - POSTSEASON: DEFENSIVE

Total Tackles 6 at New England Patriots, Jan 14, 2017

...1 more at 6.

Interceptions

1 at New England Patriots, Jan 14, 2017

Interception Return Yards

6 at New England Patriots, Jan 14, 2017

Passes Defensed 2 at New England Patriots, Jan 14, 2017

2017 GAME-BY-GAME REGULAR SEASON STATISTICS (TEXANS)

				EOW CARE OF GAME REGULAR SEASON STATISTICS (YEARLY)																												
				TACKLES								INTERCEPTIONS								FUMBLES				ST					MISC			
W	DATE	OPPONENT		TK	S	A	SK	YDS	TFL	YDS	QBH	NO	YDS	LG	TD	PD	FF	FR	YDS	TK	S	A	FF	FR	S	A	W/L	SCORE				
01	09/10	JAGUARS	S	6	3	3	0.0	0.0	1	1	0	0	0	0	0	0	0	0	0	0	0	0	0	0	0	0	0	L	7-29			
02	09/14	at Bengals	S	2	1	1	0.0	0.0	0	0	0	0	0	0	0	0	0	0	0	0	0	0	0	0	0	0	W	13-9				
03	09/24	at Patriots	S	4	3	1	0.0	0.0	0	0	0	0	0	0	0	1	1	0	0	0	0	0	0	0	0	0	L	33-36				
04	10/01	TITANS	S	4	1	3	0.0	0.0	0	0	0	2	3	3	0	2	0	0	0	0	0	0	0	0	0	0	W	57-14				
05	10/08	CHIEFS	S	9	4	5	0.0	0.0	0	0	0	0	0	0	0	1	0	0	0	0	0	0	0	0	0	0	L	34-42				
06	10/15	BROWNS	S	2	1	1	0.0	0.0	0	0	0	0	0	0	0	0	0	0	0	0	0	0	0	0	0	0	W	33-17				
08	10/29	at Seahawks	S	5	3	2	0.0	0.0	0	0	0	0	0	0	0	0	0	0	0	0	0	0	0	0	0	0	L	38-41				
09	11/05	COLTS	S	5	4	1	0.0	0.0	0	0	0	0	0	0	0	0	0	0	0	0	0	0	0	0	0	0	L	14-20				
10	11/12	at Rams	S	4	4	0	0.0	0.0	1	5	0	0	0	0	0	0	0	0	0	0	0	0	0	0	0	0	L	7-33				
11	11/19	CARDINALS	S	4	3	1	0.0	0.0	0	0	0	1	7	7	0	1	0	0	0	0	0	0	0	0	0	0	W	31-21				
12	11/27	at Ravens	S	3	3	0	0.0	0.0	0	0	0	0	0	0	0	0	0	0	0	0	0	0	0	0	0	0	L	16-23				
13	12/03	at Titans	S	5	4	1	0.0	0.0	0	0	0	0	0	0	0	0	1	0	0	0	0	0	0	0	0	0	L	13-24				
14	12/10	49ERS	S	3	3	0	0.0	0.0	0	0	1	0	0	0	0	0	0	0	0	0	0	0	0	0	0	0	L	16-26				
15	12/17	at Jaguars	S	4	2	2	0.0	0.0	0	0	0	0	0	0	0	0	0	0	0	0	0	0	0	0	0	0	L	7-45				
16	12/25	STEELERS	S	7	5	2	0.0	0.0	0	0	0	0	0	0	0	0	0	0	0	0	0	0	0	0	0	0	L	6-34				
17	12/31	at Colts	S	4	3	1	0.0	0.0	1	2	0	0	0	0	0	0	0	0	0	0	0	0	0	0	0	0	L	13-22				
2017 TOTALS			16-16	71	47	24	0.0	0.0	3	8	1	3	10	7	0	5	2	0	0	0	0	0	0	0	0	0	4-12					

2018 GAME-BY-GAME REGULAR SEASON STATISTICS (TEXANS)

			TACKLES								INTERCEPTIONS					FUMBLES			ST					MISC					
W	DATE	OPPONENT	TK	S	A	SK	YDS	TFL	YDS	QBH	NO	YDS	LG	TD	PD	FF	FR	YDS	TK	S	A	FF	FR	S	A	W/L	SCORE		
01	09/09	at Patriots												RESERVE/NFILL														L	20-27
02	09/16	at Titans												RESERVE/NFILL														L	17-20
03	09/23	GIANTS												RESERVE/NFILL														L	22-27
04	09/30	at Colts												RESERVE/NFILL														W	37-34+
05	10/07	COWBOYS												RESERVE/NFILL														W	19-16+
06	10/14	BILLS												RESERVE/NFILL														W	20-13
07	10/21	at Jaguars	S	1	1	0	0.0	0.0	0	0	0	0	0	0	0	0	0	0	0	0	0	0	0	0	0	W	20-7		
08	10/25	DOLPHINS												INACTIVE														W	42-23
09	11/04	at Broncos												INACTIVE														W	19-17
11	11/18	at Redskins	P	0	0	0	0.0	0.0	0	0	0	0	0	0	1	0	0	0	0	0	0	0	0	0	0	W	23-21		
12	11/26	TITANS	P	1	0	1	0.0	0.0	0	0	0	0	0	0	0	0	0	0	0	1	1	0	0	0	0	W	34-17		
13	12/02	BROWNS	P	2	2	0	0.0	0.0	0	0	0	1	0	0	0	1	0	0	0	1	0	1	0	0	0	W	29-13		
2018 TOTALS			4-1	4	3	1	0.0	0.0	0	0	0	1	0	0	0	2	0	0	0	2	1	1	0	0	0	0	9-3		

+ - Overtime



JOEL HEATH

DEFENSIVE END

6-6 | 302 | MICHIGAN STATE

HOMETOWN: CINCINNATI, OHIO | AGE: 25

3RD NFL SEASON | 3RD WITH TEXANS | ACQUIRED: CFA-'16

2018 GP/GS: 5/0 | CAREER GP/GS (POST): 30/15 (2/0)

TEAMS: HOU '16-'18



93

TRANSACTIONS: Signed by the Houston Texans as a college free agent on May 5, 2016.

2018 (Houston 5/0):

- ✦ Inactive Week 1 at New England (9/9)
- ✦ Made his season debut as a reserve defensive lineman at Tennessee (9/16)
- ✦ Inactive Week 3 vs. the N.Y. Giants (9/23)
- ✦ Recorded one solo stop at Indianapolis (9/30)
- ✦ Contributed on defense as a reserve defensive lineman vs. Dallas (10/7)
- ✦ Recorded one total tackle (one solo) vs. Buffalo (10/14)
- ✦ Inactive Week 7 at Jacksonville (10/21)
- ✦ Contributed on special teams vs. Miami (10/25)
- ✦ Inactive Weeks 9-13

2017 (Houston 13/9):

- ✦ Recorded 24 total tackles (17 solo), 1.0 sack, one tackle for loss and one quarterback hit in 13 games
- ✦ Started Weeks 1-4 at defensive end and posted four total tackles through the first quarter of the season
- ✦ Tallied four total tackles and produced his first sack of the season vs. Kansas City (10/8)
- ✦ Returned from injury to start his sixth game of the season and produced a pair of tackles vs. Arizona (11/19)
- ✦ Made one tackle at Baltimore (11/27)
- ✦ Started his eighth game of the season and tallied one solo tackle at Tennessee (12/3)
- ✦ Tallied three total tackles vs. San Francisco (12/10)
- ✦ Made a career-high five total tackles at Jacksonville (12/17)
- ✦ Logged his ninth start of the season and registered two total tackles vs. Pittsburgh (12/25)

2016 (Houston 12/6, 2/0):

- ✦ Compiled eight total tackles (five solo), 2.0 sacks, four quarterback hits and two tackles for loss in 12 games played
- ✦ Inactive for Weeks 1-2
- ✦ Made his regular season NFL debut and contributed with one tackle at New England (9/22) in Week 3
- ✦ Inactive for Week 4 vs. Tennessee (10/2)
- ✦ Played 17 snaps on defense and made one solo tackle at Minnesota (10/9) in Week 5
- ✦ Inactive for Week 7 at Denver (10/24)
- ✦ Made his first career start at Oakland (11/21) in Week 11
- ✦ Started at defensive end and logged one tackle and his first

career quarterback hit vs. San Diego (10/27) in Week 12

- ✦ Became the first undrafted rookie and sixth overall rookie in franchise history (first since OLB Whitney Mercilus in 2012) with 2.0 sacks in a game when he brought down Titans QB Matt Cassel in the first and fourth quarters at Tennessee (11/17) in Week 17
- ✦ His 2.0-sack game at Tennessee (11/17) made him the only undrafted rookie in the NFL to accomplish the feat in 2016 and made him just the 35th player in league history to do so since sacks became an official statistic in 1982
- ✦ Made two solo tackles in his first career postseason game vs. Oakland (1/7/17) in the AFC Wild Card round

COLLEGE:

- ✦ Played four seasons (2012-15) at Michigan State University in East Lansing, Mich. after redshirting the 2011 campaign
- ✦ Three-year letterwinner played in 39 career games, including 24 starts for the Spartans
- ✦ Two-year starter on the defensive line (2014-15)
- ✦ Had 60 career total tackles, including 10.5 for losses and 4.5 sacks
- ✦ Named honorable mention All-Big Ten (media) as a senior in 2015 after recording a career-high 31 total tackles, including 5.5 for losses (26 yards) and 2.0 sacks (11 yards)
- ✦ Earned his bachelor's degree in interdisciplinary studies in social science in Dec. 2015
- ✦ Collected six tackles in two bowl games (2015 Cotton, 2015 College Football Playoff Semifinal at Cotton Bowl)
- ✦ Had a productive game in the 2015 Cotton Bowl Classic win over No. 4 Baylor, tallying three stops

PERSONAL:

- ✦ Attended Mount Healthy Jr/Sr High School in Cincinnati
- ✦ Represented the Ohio All-Stars in the June 2011 Big 33 Classic in Hershey, Pa.
- ✦ Rated among the nation's top defensive ends by Scout.com (No. 26)
- ✦ Named to SuperPrep's and PrepStar's All-Midwest Teams
- ✦ Ranked among Ohio's top seniors by Rivals.com (No. 49)
- ✦ Three-year starter for Coach Arvie Crouch
- ✦ Two-time first-team All-Ohio (Division II) selection by the Associated Press
- ✦ Named AP All-Ohio Division II Co-Defensive Player of the Year as a senior
- ✦ Two-time first-team AP Southwest All-District pick
- ✦ Selected AP Southwest All-District Defensive Player of the Year

TEXANS BIOS

- in 2010
- Two-time first-team all-conference choice
- Voted Fort Ancient Valley Conference Co-Athlete of the Year as a senior

- Named to Cincinnati Enquirer's All-Area (Division II-VI) Team as a junior
- Recorded 41 tackles (22 solos, 19 assists) in 2009, finishing third in the conference with 6.5 sacks

JOEL HEATH - NFL REGULAR SEASON STATISTICS

		TACKLES										INTERCEPTIONS					FUMBLES					ST					MISC	
DATE	TEAM	GP	GS	TK	S	A	TFL	YDS	SK	YDS	QBH	NO	YDS	LG	TD	PD	FF	FR	YDS	TK	S	A	FF	FR	S	A		
2016	Texans	12	6	8	5	3	2	11	2.0	11.0	4	0	0	0	0	0	0	0	0	0	0	0	0	0	0	0		
2017	Texans	13	9	24	17	7	1	1	1.0	1.0	1	0	0	0	0	0	0	0	0	0	0	0	0	0	0	0		
2018	Texans	5	0	2	2	0	0	0	0.0	0.0	0	0	0	0	0	0	0	0	0	0	0	0	0	0	0	0		
NFL TOTALS		30	15	34	24	10	3	12	3.0	12.0	5	0	0	0	0	0	0	0	0	0	0	0	0	0	0	0		

JOEL HEATH - NFL POSTSEASON STATISTICS

		TACKLES								INTERCEPTIONS						FUMBLES					ST				MISC	
DATE	TEAM	GP	GS	TK	S	A	TFL	YDS	SK	YDS	QBH	NO	YDS	LG	TD	PD	FF	FR	YDS	TK	S	A	FF	FR	S	A
2016	Texans	2	0	2	2	0	0	0	0.0	0.0	0	0	0	0	0	0	0	0	0	0	0	0	0	0	0	0
NFL TOTALS		2	0	2	2	0	0	0	0.0	0.0	0	0	0	0	0	0	0	0	0	0	0	0	0	0	0	0

SINGLE-GAME HIGHS: DEFENSIVE

Total Tackles 5 at Jacksonville Jaguars, Dec 17, 2017 **Tackles For Loss** 2 at Tennessee Titans, Jan 01, 2017
Sacks 2.0 at Tennessee Titans, Jan 01, 2017

SINGLE-GAME HIGHS - POSTSEASON: DEFENSIVE

Total Tackles 2 vs. Oakland Raiders, Jan 07, 2017

2018 GAME-BY-GAME REGULAR SEASON STATISTICS (TEXANS)

			TACKLES								INTERCEPTIONS					FUMBLES			ST					MISC				
W	DATE	OPPONENT	TK	S	A	SK	YDS	TFL	YDS	QBH	NO	YDS	LG	TD	PD	FF	FR	YDS	TK	S	A	FF	FR	S	A	W/L	SCORE	
01	09/09	at Patriots										INACTIVE															L	20-27
02	09/16	at Titans	P	0	0	0	0.0	0.0	0	0	0	0	0	0	0	0	0	0	0	0	0	0	0	0	0	L	17-20	
03	09/23	GIANTS										INACTIVE															L	22-27
04	09/30	at Colts	P	1	1	0	0.0	0.0	0	0	0	0	0	0	0	0	0	0	0	0	0	0	0	0	0	W	37-34+	
05	10/07	COWBOYS	P	0	0	0	0.0	0.0	0	0	0	0	0	0	0	0	0	0	0	0	0	0	0	0	0	W	19-16+	
06	10/14	BILLS	P	1	1	0	0.0	0.0	0	0	0	0	0	0	0	0	0	0	0	0	0	0	0	0	0	W	20-13	
07	10/21	at Jaguars										INACTIVE															W	20-7
08	10/25	DOLPHINS	P	0	0	0	0.0	0.0	0	0	0	0	0	0	0	0	0	0	0	0	0	0	0	0	0	W	42-23	
09	11/04	at Broncos										INACTIVE															W	19-17
11	11/18	at Redskins										INACTIVE															W	23-21
12	11/26	TITANS										INACTIVE															W	34-17
13	12/02	BROWNS										INACTIVE															W	29-13
2018 TOTALS			5-0	2	2	0	0.0	0.0	0	0	0	0	0	0	0	0	0	0	0	0	0	0	0	0	0	9-3		

+ - Overtime



DEANDRE HOPKINS

WIDE RECEIVER

6-1 | 212 | CLEMSON

HOMETOWN: CENTRAL, S.C. | AGE: 26

6TH NFL SEASON | 6TH WITH TEXANS | ACQUIRED: D1-'13

2018 GP/GS: 12/12 | CAREER GP/GS (POST): 91/91 (3/3)

TEAMS: HOU '13-18



10

TRANSACTIONS: Selected by the Houston Texans with the 27th pick in the first round (27th overall) of the 2013 NFL Draft...Signed a contract extension with the Texans on Sept. 1, 2017.

HONORS:

- ✦ AP NFL All-Pro First Team (2017)
- ✦ AP NFL All-Pro Second Team (2015)
- ✦ Pro Bowl (2x – 2015, 2017)
- ✦ PFWA All-NFL Team (2017)
- ✦ Pro Football Focus First Team Offense (2017)
- ✦ 2013 PFWA All-Rookie Team (2013)
- ✦ 2013 Texans Rookie of the Year (2013)
- ✦ NFL Offensive Rookie of the Month (Sept. 2013)
- ✦ AFC Offensive Player of the Week (Week 6, 2015)

CAREER:

- ✦ Ranks second in franchise history with 6,980 yards receiving, 44 receiving touchdowns and 493 career receptions
- ✦ At 26 years, three months and 10 days, became the third-youngest player in NFL history to reach 6,000 career receiving yards behind only Randy Moss (25 years, eight months, 27 days) and Larry Fitzgerald (26 years, 0 months, 13 days)
- ✦ Became the third-youngest wide receiver in NFL history to reach 5,000 career receiving yards at 25 years, four months and 24 days old (behind only Randy Moss and Larry Fitzgerald) and the second-youngest wide receiver in NFL history to 350 receptions at 25 years, four months and three days old (behind only Fitzgerald)
- ✦ Reached 400 receptions at 25 years, six months and five days old as the second-youngest wide receiver in NFL history (behind only Larry Fitzgerald)
- ✦ At 23 years, 169 days old, was the third-youngest player in NFL history to reach 200 career receptions and 3,000 career receiving yards, behind only WR Larry Fitzgerald (23 years, 108 days) and WR David Boston (23 years, 126 days)
- ✦ Only the third wide receiver in NFL history at age 23-or-younger with 1,400 receiving yards and 11 receiving touchdowns in a season (Isaac Bruce, Randy Moss)
- ✦ Recorded a reception in his first 91 career games, the longest streak to start a Texans career, the longest active streak in the NFL and the ninth-longest streak to start a career in NFL history
- ✦ Became the second player under the age of 24 to amass 3,500 career receiving yards (Randy Moss)
- ✦ Logged 81 receptions through 11 games in 2015, which was the most by any player 23-or-younger in NFL history
- ✦ Became the first player in NFL history with at least nine catches

and 145 receiving yards in three consecutive games (Weeks 4-6, 2015)

- ✦ Has 20 100-yard games in his career, which is second-most in franchise history and the most 100-yard receiving games in the first five years of a player's career in franchise history
- ✦ Set single-season franchise records for touchdown receptions (13) and games with at least one touchdown reception (10) in the 2017 season
- ✦ Currently the Texans all-time leader in yards per reception at 14.2
- ✦ Owns the third-most career receiving yards (201) in Texans postseason history
- ✦ Passed WR Andre Johnson (3,953 from 2003-06) for the most receiving yards by a Texans player in the first four seasons of his career, vs. Detroit (10/30/16)
- ✦ Passed Andre Johnson (311 from 2003-06) for the most receptions (312) in the first four years of a player's career in Texans history, at Tennessee (11/1/17)
- ✦ Passed WR Andre Johnson for the most receptions (239), receiving yards (3,533), receiving touchdowns (19) and 100-yard receiving games (11) in a player's first three seasons in franchise history
- ✦ Set a franchise record for the most receiving touchdowns in a single season (10) in 2015, surpassing WR Andre Johnson's previous record of nine in 2009
- ✦ The 25th player in NFL history to amass 2,000 yards receiving through his first two seasons
- ✦ Became the second player in franchise history to eclipse the 1,000-yard mark in 2014 (WR Andre Johnson 2004, 06, 2008-10, 2012-13). Accomplished the feat vs. Tennessee (11/30/14) in the 12th game of the season
- ✦ Reached 1,000 career yards receiving in his 19th game
- ✦ Reached 2,000 career yards receiving in his 31st game. The second youngest (22 years, 198 days) player in NFL history to reach 2,000 yards
- ✦ Became the fastest player in team history to reach 3,000 receiving yards, doing so in his 42nd career game. The previous record was held by Andre Johnson (48 games)
- ✦ Reached 100 career catches in his 27th game
- ✦ Became the fastest player in team history to reach 200 receptions, doing so in his 42nd career game. The previous record was held by WR Andre Johnson (43 games)
- ✦ Became the first player in team history to accumulate 1,000 receiving yards in the first 10 games of a season (2015)
- ✦ Had a career-high 238 yards vs. Tennessee (11/30/14), which was the fourth 200-yard receiving game in franchise history. Averaged 26.4 yards per reception, which was the highest single-

game average for a player with at least five receptions in franchise history

- ✦ Registered six 100-yard games in 2015 tied for the second-most in a season in franchise history
- ✦ Recorded a streak of four consecutive 100-yard receiving games from Week 3 to 6 in 2015, which is tied for the longest in franchise history
- ✦ Became the second player in franchise history to record a 100-catch season in 2015
- ✦ In 2015, set single-season career highs in receptions (111), receiving yards (1,521), receiving touchdowns (11) and 100-yard receiving games (six). Ranked third in the NFL in receptions and receiving yards and tied for seventh in receiving touchdowns
- ✦ Finished the 2015 regular season with the third-most receptions (111), fourth-most receiving yards (1,521) and the second-most receiving touchdowns (11) in a single season in franchise history

2018 (Houston 12/12):

- ✦ Finished with a team-high 78 yards receiving on eight catches (9.8 avg.) at New England (9/9) extending his streak to 10 consecutive games with 60-or-more scrimmage yards, dating back to Week 8 of 2017
- ✦ Recorded 110 yards receiving and one touchdown on six receptions (18.3 avg.) at Tennessee (9/16)
- ✦ At 26 years, three months and 10 days, became the third-youngest player in NFL history to reach 6,000 receiving yards behind only Randy Moss (25 years, eight months, 27 days) and Larry Fitzgerald (26 years, 0 months, 13 days)
- ✦ Finished second on the team with 86 receiving yards on four receptions (14.3 avg.) vs. the N.Y. Giants (9/23). Extended his streak to 12 consecutive games with 60-or-more yards from scrimmage, dating back to Week 8 of the 2017 season, which is the longest active streak in the NFL
- ✦ Led the team with 169 yards on 10 receptions (16.9 avg.) and one touchdown at Indianapolis (9/30). His 24-yard reception in overtime set up a game-winning 37-yard field goal by K Ka'imi Fairbairn
- ✦ Recorded a team-high 151 receiving yards on nine receptions (16.8 avg.) and notched his first career pass defended on the Cowboys' Hail Mary play as time expired in regulation vs. Dallas (10/7). Tied Andre Johnson (six) for the most receptions of 25-plus yards through Week 5 of a season in franchise history
- ✦ Registered a team-high 63 yards receiving on five receptions (12.6 avg.) and one touchdown vs. Buffalo (10/14)
- ✦ Recorded three receptions for 50 yards (16.7 avg.) and one touchdown at Jacksonville (10/21). Caught his 40th career touchdown, becoming the fastest player in franchise history to reach 40 career touchdowns in his 86th career game, passing Andre Johnson (99 games)
- ✦ Finished with a team-high six receptions for 82 yards (13.7 avg.) and two touchdowns vs. Miami (10/25). Has tallied 13 touchdown receptions in 15 games played with QB Deshaun Watson
- ✦ Tallied 10 receptions for 105 yards (10.5 avg.) and one touchdown at Denver (11/4). Extended his streak to 18 consecutive games with at least 50 yards receiving, which is the longest streak in franchise history and tied Jerry Rice and Warren Wells (18) for the fourth-longest streak in NFL history. Has tallied 14 touchdown receptions in 16 games played with QB Deshaun Watson and broke his own franchise record for the most receiving yards (870 in 2015) through the first nine games of a season in franchise history
- ✦ Caught five passes for 56 yards (11.2 avg.) and one touchdown at Washington (11/18). Tied his own franchise record for the

most consecutive games with one touchdown (five) and has recorded 15 touchdown receptions in 17 games played with QB Deshaun Watson

- ✦ Tallied a team-high five receptions for 74 yards (14.8 avg.) vs. Tennessee (11/26)
- ✦ Recorded seven receptions for 91 yards (13.0 avg.) vs. Cleveland (12/2)

2017 (Houston 15/15):

- ✦ Earned AP NFL All-Pro First Team, PFWA All-NFL Team and Pro Football Focus First Team Offense honors
- ✦ Named a starter in his second Pro Bowl appearance
- ✦ Caught 96 passes for 1,378 yards and 13 touchdowns in 15 games played
- ✦ Led the NFL in receiving touchdowns with a single-season franchise-record and single-season career-high 13
- ✦ Caught a touchdown in an NFL-high and franchise-record 10 different games and tied for the second-most games with two-or-more receiving touchdowns in the NFL (two)
- ✦ Ranked first in the NFL among wide receivers and third among all non-kickers in points scored with a single-season career-high 78
- ✦ Scored a receiving touchdown in five straight games, becoming the first player in franchise history to do so and one of two players (Robbie Anderson) in the NFL to do so in 2017
- ✦ Became the first player in team history with a touchdown reception in eight straight home games and the only player in the NFL to score a rushing or receiving touchdown in every home game in 2017
- ✦ Caught seven passes for the third straight game and tallied 76 yards at New England (9/24)
- ✦ Posted four receptions for 52 yards and a career-best three touchdown receptions vs. Kansas City (10/8). He became the second player in team history with three-or-more touchdown receptions in a single game and passed Kevin Walter (25) for the fifth most touchdowns in franchise history
- ✦ Caught eight passes for 224 yards and one touchdown at Seattle (10/29). The 224 receiving yards was the second-most in the NFL and second-most in his career. Became the only player in team history to catch six touchdowns in a four-game span. The 10th player in NFL history to notch 224-or-more yards and a touchdown in a game on two separate occasions and topped 5,000 receiving yards for his career
- ✦ Finished with a game-high seven receptions for a game-high 125 yards (17.9 yards per reception average) at Baltimore (11/27). With the performance, became the fourth NFL player to top 1,000 receiving yards on the season, tied Andre Johnson (2003-07) for the most 100-yard games through a player's first five seasons in team history (17), passed Owen Daniels (385) for the second-most receptions in team history,
- ✦ Registered a season-high 11 receptions for 149 yards and two touchdowns vs. San Francisco (12/10). Recorded his 11th receiving touchdown of the year. Posted his 18th career game with 100-or-more receiving yards, the most in a player's first five seasons in franchise history, and continued his streak of scoring in every home game (seven). Since entering the league in 2013, he has 24 receiving touchdowns in home games, tied for the fourth-most in that span, and had 10 touchdowns in home games, which is tied for the most in a single season since he entered the league in 2013
- ✦ Finished with four receptions for 65 yards and one touchdown vs. Pittsburgh (12/25), increasing his NFL lead and franchise records to 13 receiving touchdowns and 10 games with one-or-more

receiving touchdowns. Became the first player in franchise history to produce a touchdown reception in eight straight home games and has produced 55-or-more scrimmage yards in nine straight games to become the only receiver to string together such a streak in the NFL

2016 (Houston 16/16, 2/2):

- ✦ Compiled 954 yards on 78 receptions and four touchdowns in 16 games played
- ✦ Finished tied for second in the NFL in third-down receptions (28), tied for 24th in receptions (78) and 29th in receiving yards (954)
- ✦ Led the team in receptions, receiving yards and tied for the lead in touchdowns
- ✦ Passed Andre Johnson (3,953 from 2003-06) for the most receiving yards by a Texans player in the first four seasons of his career, vs. Detroit (10/30)
- ✦ Surpassed 4,000 receiving yards for his career with a team-high five receptions for 48 yards at Jacksonville (11/13) in Week 10
- ✦ Led the team with five receptions for 67 yards and his first career postseason touchdown vs. Oakland (1/7/17) in the AFC Wild Card round
- ✦ Posted team highs of six receptions for 65 yards at New England (1/14/17) in the AFC Divisional round

2015 (Houston 16/16, 1/1):

- ✦ Earned Pro Bowl and Associated Press NFL All-Pro Second Team honors after starting all 16 games and recording 111 receptions, 1,521 yards, six 100-yard receiving games and 11 receiving touchdowns
- ✦ Ranked third in the NFL in receptions and yards and tied for seventh in receiving touchdowns
- ✦ Passed WR Andre Johnson for the most receptions (239), receiving yards (3,533), receiving touchdowns (19) and 100-yard receiving games (11) in a player's first three seasons in franchise history
- ✦ Led both teams with 98 receiving yards and two receiving touchdowns on nine receptions vs. Kansas City (9/13). Scored 14 total points (two receiving touchdowns, one two-point conversion), which was the second-highest single-game total by a wide receiver in team history
- ✦ Recorded 157 receiving yards with nine receptions at Atlanta (10/4). Posted back-to-back 100-yard receiving games for the first time in his career (Weeks 3-4)
- ✦ Led the team with a career-high 11 catches for 169 yards and posted his first career game with 10-or-more receptions vs. Indianapolis (10/8)
- ✦ Caught 10 passes for 148 yards and two touchdowns at Jacksonville (10/18). Recorded his fourth consecutive 100-yard receiving game, which tied the franchise record (WR Andre Johnson, 2008). Became the first player in NFL history with at least nine catches and 145 receiving yards in three consecutive games (Weeks 4-6). Had the second-most receptions (52) and fourth-most yards (726) through six games in NFL history. Second player in team history with back-to-back games with 10 catches
- ✦ Passed WR Andre Johnson (35 in 2006) for the second-most receptions in a single October in Texans history. Finished the month with 36 receptions for 524 yards and two touchdowns. His receiving yards totals also ranked as the second-most in October in team history
- ✦ At 23 years, 169 days old, became the third-youngest player in NFL history to reach 200 career receptions and 3,000 career

receiving yards, behind only WR Larry Fitzgerald (23 years, 108 days) and WR David Boston (23 years, 126 days)

- ✦ Became the fastest player in team history to reach 200 receptions and 3,000 receiving yards, doing so in his 42nd career game. The previous records were held by WR Andre Johnson (43 and 48 games respectively)
- ✦ Became the first player in team history to accumulate 1,000 receiving yards in the first 10 games of a season
- ✦ Notched his 10th career 100-yard receiving game, passing WR Andre Johnson (nine) for the most 100-yard receiving games in a player's first three seasons in team history
- ✦ Tied TE Owen Daniels (four) for the second-most career multiple-touchdown games in Texans history
- ✦ Tied WR Andre Johnson (three in 2009) for the most multiple-touchdown games in a single season in team history
- ✦ Caught three passes for 52 yards (17.3 avg.), including a long of 40 yards, vs. New England (12/13). Set a single-season career high in receiving yards, surpassing his previous high of 1,210 receiving yards in 2014
- ✦ Became just the third wide receiver in NFL history at age 23-or-younger with 1,400 receiving yards and 11 receiving touchdowns in a season (WR Isaac Bruce, WR Randy Moss)
- ✦ In his first career playoff start, led the team with six receptions for 69 yards in the AFC Wild Card game vs. Kansas City (1/9/16). His receiving yardage total ranked as the sixth-highest mark in a postseason game in Texans history, while his reception total ranked seventh

2014 (Houston 16/16):

- ✦ Named a Pro Bowl alternate after becoming the second player in franchise history to eclipse the 1,000-yard mark. Finished his second NFL season with 76 catches for 1,210 yards and six touchdowns
- ✦ Hauled in a career long 76-yard touchdown in the second quarter in a win vs. Washington (9/7). Finished the game with four receptions for 89 yards
- ✦ Set a career high of 238 yards receiving, two touchdowns receiving and nine receptions vs. Tennessee (11/30) in Week 13, which was the fourth 200-yard receiving game and second highest total in franchise history. Averaged 26.4 yards per reception, the highest single-game average for a player with at least five receptions in franchise history. Tied a franchise single-game record with four receptions of 25-plus yards. Became the second player in franchise history to eclipse the 1,000-yard mark in franchise history. Recorded 117 yards receiving in the first half and 121 in the second half after entering the game having not registered 100 yards receiving in any half of his career
- ✦ Caught five passes for 38 yards vs. Baltimore (12/21). Became the fifth player in franchise history with more than 2,000 receiving yards and the second-youngest (22 years, 198 days) player in NFL history to reach 2,000 yards receiving. Became the 25th player in NFL history with 2,000 yards receiving through his first two seasons

2013 (Houston 16/16):

- ✦ Started all 16 games and finished the season with 52 receptions for 802 yards (15.4 avg.), ranking second in both categories among rookies in franchise history to Andre Johnson's 66 receptions for 976 yards in 2003
- ✦ Also recorded two receiving touchdowns as a rookie
- ✦ Earned a spot on the PFWA All-Rookie Team and was voted the Texans Rookie of the Year by teammates

TEXANS BIOS

- Named NFL Offensive Rookie of the Month in September after finishing the month with 20 receptions for 270 yards (13.5 avg.) and a touchdown
- Made his first career start at wide receiver in his NFL debut and recorded five receptions for 66 yards (13.2 avg.) at San Diego (9/9) in Week 1
- Recorded seven receptions for 117 yards (16.7 avg.) and the game-winning touchdown in overtime vs. Tennessee (9/15) to become the youngest player in NFL history to score the game-winning touchdown in overtime at 21 years and 101 days
- Had the second-most yards receiving ever by a Texans rookie vs. Tennessee in Week 2, (WR Andre Johnson, 122 at Buffalo, 11/16/03) and tied for the second-most receptions by a rookie in franchise history
- Caught two passes for 77 yards (38.5 avg.), including a franchise-long reception by a rookie of 66 yards vs. New England (12/1) in Week 13

COLLEGE:

- Played three seasons (2010-12) at Clemson (S.C.) University
- Appeared in 39 games, starting 32 contests for the Tigers
- Had 206 receptions for 3,020 yards (14.7 avg) and 27 touchdowns, adding 32 yards on a pair of kickoff returns and 82 yards on 12 punt returns (6.8 avg), to amass 3,134 all-purpose yards, an average of 80.4 yards per game
- The only player in Clemson history with multiple 100-yard receiving performances in bowl games (105 vs. South Florida in the 2010 Meineke Car Care Bowl; 107 vs. West Virginia in the 2012 Orange Bowl; 191 yards vs. Louisiana State in the 2012 Chick-fil-A Bowl), as he tallied 32 receptions for 403 yards and three touchdowns in three postseason appearances
- His 3,020 receiving yards are the 11th-highest total by an ACC player and second in Clemson history behind only Sammy Watkins
- His 27 touchdown grabs tied WR Herman Moore of Virginia

(1988-90) and Sammy Watkins (2011-13) for ninth on the ACC all-time record chart

- Majored in community recreation, sport and camp management

PERSONAL:

- Attended D.W. Daniel High School in Central, S.C., playing football for Head Coach Randy Robinson
- Registered 57 receptions for 1,266 yards and 18 touchdowns on offense and 28 interceptions, returning five for touchdowns on defense
- Returned 11 punts for 289 yards and three touchdowns, along with two kickoff returns for 119 yards and one score as a senior
- Rated the 12th-best receiver in the nation and the state's eighth-best overall prospect by Rivals.com, and was the 14th-ranked cornerback by Scout.com and ESPN rated him the 29th-best athlete
- Super Prep's sixth-ranked athlete in the state, he received all-state first-team honors from the Charlotte Observer and The State, adding All-Southern honors from the Orlando Sentinel
- A finalist for state "Mr. Football" accolades, he was twice named All-State (defense) by the Associated Press
- Participated in the Offense-Defense All American game and the Shrine Bowl
- Two-time Seneca Daily Journal Player of the Year and Anderson Independent Player of the Year choice, in addition to receiving Class AAA All-State honors from the High School Sports Report as a junior and senior
- Added co-region player of the year recognition as a senior and was a three-time all-region pick
- Led D.W. Daniel High to a 37-4 record during his gridiron career
- Was also a four-year starter for the school's basketball team, a three-time all-state choice who tallied more than 1,300 points, 400 rebounds, 600 assists, and 200 steals in his career
- Uncle, the late Terry Smith, had 162 receptions as a Clemson Tiger from 1990-93

DEANDRE HOPKINS - NFL REGULAR SEASON STATISTICS

DARRIN HENNING - 2018 SEASON CAREER STATISTICS													
		RECEIVING						RUSHING					
DATE	TEAM	GP	GS	NO.	YDS	AVG	LG	TD	NO.	YDS.	AVG.	LG	TD
2013	Texans	16	16	52	802	15.4	66	2	0	0	0.0	0	0
2014	Texans	16	16	76	1,210	15.9	76t	6	0	0	0.0	0	0
2015	Texans	16	16	111	1,521	13.7	61t	11	0	0	0.0	0	0
2016	Texans	16	16	78	954	12.2	51	4	0	0	0.0	0	0
2017	Texans	15	15	96	1,378	14.4	72t	13	0	0	0.0	0	0
2018	Texans	12	12	80	1,115	13.9	49t	8	1	-7	-7.0	-7	0
NFL TOTALS		91	91	493	6,980	14.2	76t	44	1	-7	-7.0	0	0

DEANDRE HOPKINS - NFL POSTSEASON STATISTICS

RECEIVING														RUSHING				
DATE	TEAM	GP	GS	NO.	YDS	AVG	LG	TD	NO.	YDS.	AVG.	LG	TD					
2015	Texans	1	1	6	69	11.5	17	0	0	0	0.0	0	0					
2016	Texans	2	2	11	132	12.0	38	1	0	0	0.0	0	0					
NFL TOTALS		3	3	17	201	11.8	38	1	0	0	0.0	0	0					

TEXANS BIOS

SINGLE-GAME HIGHS: RUSHING/RECEIVING

Rush Attempts 1 at New England Patriots, Sep 09, 2018
Receptions 11 vs. San Francisco 49ers, Dec 10, 2017
 ...1 more at 11.
Receiving Yards 238 vs. Tennessee Titans, Nov 30, 2014
Longest Receptions 76t vs. Washington Redskins, Sep 07, 2014

Receiving TDs 3 vs. Kansas City Chiefs, Oct 08, 2017
All-purpose yards 238 vs. Tennessee Titans, Nov 30, 2014
Most TDs 3 vs. Kansas City Chiefs, Oct 08, 2017

SINGLE-GAME HIGHS - POSTSEASON: RUSHING/RECEIVING

Receptions 6 at New England Patriots, Jan 14, 2017
 ...1 more at 6.
Receiving Yards 69 vs. Kansas City Chiefs, Jan 09, 2016
Longest Receptions 38 vs. Oakland Raiders, Jan 07, 2017

Receiving TDs 1 vs. Oakland Raiders, Jan 07, 2017
All-purpose yards 69 vs. Kansas City Chiefs, Jan 09, 2016
Most TDs 1 vs. Oakland Raiders, Jan 07, 2017

100-YARD RECEIVING GAMES (22): REGULAR SEASON

DATE	TEAM	NO.	YDS.	AVG.	LG	TD
09/15/13	TITANS	7	117	16.7	28	1
09/21/14	at Giants	6	116	19.3	49	0
10/20/14	at Steelers	6	108	18.0	32	0
11/02/14	EAGLES	6	115	19.2	45	1
11/30/14	TITANS	9	238	26.4	58t	2
09/27/15	BUCCANEERS	8	101	12.6	29	1
10/04/15	at Falcons	9	157	17.4	28	0
10/08/15	COLTS	11	169	15.4	34	0
10/18/15	at Jaguars	10	148	14.8	29	2
11/22/15	JETS	5	118	23.6	61t	2
12/27/15	at Titans	7	117	16.7	44	1
09/18/16	CHIEFS	7	113	16.1	35	1
01/01/17	at Titans	7	123	17.6	51	0
10/01/17	TITANS	10	107	10.7	21	1
10/29/17	at Seahawks	8	224	28.0	72t	1
11/12/17	at Rams	7	111	15.9	36	0
11/27/17	at Ravens	7	125	17.9	39	0
12/10/17	49ERS	11	149	13.5	29t	2
09/16/18	at Titans	6	110	18.3	31	1
09/30/18	at Colts	10	169	16.9	30	1
10/07/18	COWBOYS	9	151	16.8	49	0
11/04/18	at Broncos	10	105	10.5	16t	1

TEXANS BIOS

2018 GAME-BY-GAME REGULAR SEASON STATISTICS (TEXANS)

W	DATE	OPPONENT	P/S	RECEIVING				RUSHING			TD	W/L	SCORE
				NO	YDS	LG		ATT	YDS	LG			
01	09/09	at Patriots	S	8	78	17	0	1	-7	-7	0	L	20-27
02	09/16	at Titans	S	6	110	31	1	0	0	0	0	L	17-20
03	09/23	GIANTS	S	6	86	24	0	0	0	0	0	L	22-27
04	09/30	at Colts	S	10	169	30	1	0	0	0	0	W	37-34+
05	10/07	COWBOYS	S	9	151	49	0	0	0	0	0	W	19-16+
06	10/14	BILLS	S	5	63	24	1	0	0	0	0	W	20-13
07	10/21	at Jaguars	S	3	50	31	1	0	0	0	0	W	20-7
08	10/25	DOLPHINS	S	6	82	49t	2	0	0	0	0	W	42-23
09	11/04	at Broncos	S	10	105	16t	1	0	0	0	0	W	19-17
11	11/18	at Redskins	S	5	56	16t	1	0	0	0	0	W	23-21
12	11/26	TITANS	S	5	74	28	0	0	0	0	0	W	34-17
13	12/02	BROWNS	S	7	91	29	0	0	0	0	0	W	29-13
2018 TOTALS			12-12	80	1,115	49t	8	1	-7	-7	0	9-3	

+ - Overtime



BUDDY HOWELL

RUNNING BACK

6-1 | 218 | FLORIDA ATLANTIC

HOMETOWN: COCONUT GROVE, FLA. | AGE: 22

ROOKIE | 1ST WITH TEXANS | ACQUIRED: W-'18 (MIA)

2018 GP/GS: 11/0 | CAREER GP/GS: 11/0

TEAMS: HOU '18



38

TRANSACTIONS: Signed by the Miami Dolphins as a college free agent on May 10, 2018...Waived by the Dolphins on Sept. 1, 2018...Claimed off waivers by the Houston Texans on Sept. 2, 2018.

2018 (Houston 11/0):

- Active, but did not play in Week 1 at New England (9/9)
- Made his NFL debut and contributed on special teams at Tennessee (9/16)
- Recorded his first career special teams tackle vs. the N.Y. Giants (9/23)
- Contributed on special teams at Indianapolis (9/30)
- Appeared on special teams vs. Dallas (10/7)
- Recorded a career-high two special teams tackles and first career forced fumble vs. Buffalo (10/14)
- Contributed on special teams at Jacksonville (10/21)
- Recorded one special teams tackle vs. Miami (10/25)
- Notched one special teams tackle at Denver (11/4)
- Tallied one special teams tackle at Washington (11/18)
- Contributed on special teams vs. Tennessee (11/26)
- Appeared on special teams and recorded one fumble recovery vs. Cleveland (12/2)

CAREER AT FLORIDA ATLANTIC:

- Played four seasons (2014-17) at Florida Atlantic University in Boca Raton, Fla.
- Appeared in 29 career games with 16 starts
- Tallied 2,424 yards on 463 carries (5.2 avg.) and 22 touchdowns during his collegiate career

2017 (Florida Atlantic):

- Appeared in 12 games with one start as a senior for the Owls

- Rushed for 740 yards on 112 carries (6.6 avg.) and five touchdowns
- Set a single-game school record with 13.5 yards per carry when he rushed for 175 yards on 13 carries vs. Bethune-Cookman (9/16)

2016 (Florida Atlantic):

- Played 12 games, starting 10 as a junior in 2016
- Tallied 833 yards rushing on 168 carries (5.0 avg.) and 13 touchdowns
- Recorded five receptions for 42 yards (8.4 avg.)
- Named the team's Co-Ironman of the Year

2015 (Florida Atlantic):

- Played in all 12 games, starting five as a sophomore
- Rushed for 598 yards on 133 carries (4.5 avg.) and three touchdowns
- Caught five passes for 54 yards (10.8 avg.)

2014 (Florida Atlantic):

- Appeared in three games as a true freshman
- Notched 50 carries for 253 yards (5.1 avg.) and one touchdown

PERSONAL:

- Attended Coral Gables (Fla.) High School
- Rushed for 1,567 yards on 232 carries (6.8 avg.) and 13 touchdowns in high school
- Participated in track and field at Coral Gables H.S.
- Earned third-team all-state and first-team all-county honors as a senior in 2013
- Majored in business management with a minor in accounting

Special Teams Tackles

SINGLE-GAME HIGHS: RUSHING/RECEIVING


1 at Washington Redskins, Nov 18, 2018
...4 more at 1.

TEXANS BIOS

2018 GAME-BY-GAME REGULAR SEASON STATISTICS (TEXANS)

W	DATE	OPPONENT	P/S	RUSHING				RECEIVING				TD	W/L	SCORE
				ATT	YDS	LG		NO	YDS	LG				
01	09/09	at Patriots											L	20-27
02	09/16	at Titans	P	0	0	0		0	0	0		0	L	17-20
03	09/23	GIANTS	P	0	0	0		0	0	0		0	L	22-27
04	09/30	at Colts	P	0	0	0		0	0	0		0	W	37-34+
05	10/07	COWBOYS	P	0	0	0		0	0	0		0	W	19-16+
06	10/14	BILLS	P	0	0	0		0	0	0		0	W	20-13
07	10/21	at Jaguars	P	0	0	0		0	0	0		0	W	20-7
08	10/25	DOLPHINS	P	0	0	0		0	0	0		0	W	42-23
09	11/04	at Broncos	P	0	0	0		0	0	0		0	W	19-17
11	11/18	at Redskins	P	0	0	0		0	0	0		0	W	23-21
12	11/26	TITANS	P	0	0	0		0	0	0		0	W	34-17
13	12/02	BROWNS	P	0	0	0		0	0	0		0	W	29-13
2018 TOTALS			11-0	0	0	0		0	0	0		0	9-3	

+ - Overtime



KAREEM JACKSON

CORNERBACK

5-10 | 183 | ALABAMA

HOMETOWN: MACON, GA. | AGE: 30

9TH NFL SEASON | 9TH WITH TEXANS | ACQUIRED: D1-'10

2018 GP/GS: 12/12 | CAREER GP/GS (POST): 128/120 (7/7)

TEAMS: HOU '10-18



25

TRANSACTIONS: Selected by the Houston Texans with the 20th pick in the first round (20th overall) of the 2010 NFL Draft...Re-signed with the Texans on March 9, 2015.

CAREER:

- ✦ Tied with CB Johnathan Joseph for the franchise record of most career interceptions with 16
- ✦ Second in team history with 82 career passes defended
- ✦ Third in Texans history with 535 total career tackles
- ✦ Fifth in team history with 128 career games played
- ✦ Ranks third in Texans history with 29 career postseason total tackles
- ✦ One of three players (CB Johnathan Joseph and LS Jon Weeks) to play in every postseason game in Texans history
- ✦ Scored the first interception return for touchdown of his career at any level when he picked off Titans QB Matt Hasselbeck and returned it 63 yards vs. Tennessee (9/30/12)
- ✦ Had his first multi-interception day vs. Baltimore (12/21/14)

2018 (Houston 12/12):

- ✦ Recorded a team-high eight solo tackles and a career-high two forced fumbles at New England (9/9), which marked the first time a Texans player tallied eight solo tackles and two forced fumbles in a single game in franchise history
- ✦ Started at cornerback and recorded six total tackles (three solo) and matched a career-high two passes defended at Tennessee (9/16)
- ✦ Started at safety and matched a career high and team-high nine total tackles (five solo) vs. the N.Y. Giants (9/23)
- ✦ Registered four total tackles (three solo), including one tackle for loss at Indianapolis (9/30)
- ✦ Finished with five total tackles (five solo), one interception, one tackle for loss and two passes defended vs. Dallas (10/7). Eclipsed 500 career total tackles
- ✦ Tallied three total tackles (three solo), one tackle for loss, one interception and a career-high three passes defended vs. Buffalo (10/14). Intercepted Bills QB Nathan Peterman with 35 seconds remaining in the 4th Quarter to seal the Texans victory
- ✦ Notched three solo stops and one fumble recovery at Jacksonville (10/21). Passed Brian Cushing (424) for the second-most career solo tackles in franchise history and passed Chester Pitts (114) for the third-most starts in franchise history
- ✦ Finished with a team-high nine total tackles (seven solo) and one tackle for loss vs. Miami (10/25). Has recorded the fourth-most total tackles (47) by a defensive back in the first eight games of a season in franchise history

- ✦ Tallied four total tackles (four solo) and two passes defended at Denver (11/4)
- ✦ Tied for the team lead and matched a single-game career high with nine total tackles (eight solo), 1.0 sack, one tackle for loss, one quarterback hit and one pass defended at Washington (11/18). Became the first player to record at least nine total tackles, 1.0 sack and one pass defended in a game since DE J.J. Watt vs. Tennessee in Week 17 of the 2013 season
- ✦ Notched two total tackles vs. Tennessee (11/26)
- ✦ Recorded four total tackles (four solo) vs. Cleveland (12/2)

2017 (Houston 16/14):

- ✦ Tallied a career-high 73 total tackles (54 solo), with 10 passes defended, four tackles for loss, one forced fumble, one interception and 1.0 sack in 16 games
- ✦ Ranked fifth among NFL cornerbacks in total tackles and tied for fifth in tackles for loss
- ✦ Had nine games of five-or-more total tackles, a career high, and tied for the third-most by any NFL cornerback in 2017
- ✦ Recorded six total tackles in the season opener vs. Jacksonville (9/10)
- ✦ Led the team with seven combined tackles and recorded one quarterback hit, two tackles for loss, his first forced fumble in two seasons and his first career sack at Cincinnati (9/14)
- ✦ Started his first game of the season and tallied six total tackles and one pass defended at New England (9/24)
- ✦ Posted five total tackles and one tackle for loss at Seattle (10/29)
- ✦ Made his 100th career start and produced three total tackles, one tackle for loss and one pass defended vs. Indianapolis (11/5)
- ✦ Recorded seven tackles with a season-best six solo stops vs. Arizona (11/19)
- ✦ Tallied three tackles and one pass defended at Tennessee (12/3)
- ✦ Posted three solo tackles while adding his first interception of the season to give him 14 interceptions in his career, tied with Johnathan Joseph for the most in franchise history, vs. San Francisco (12/10)
- ✦ Totaled four tackles and one pass defended at Jacksonville (12/17)
- ✦ Notched five total tackles to produce a career-high 71 tackles on the season and tallied a pass defended for the fourth straight game vs. Pittsburgh (12/25)
- ✦ Produced a season-most two passes defended, added two total tackles and made his second quarterback of the season, a career high, at Indianapolis (12/31)

2016 (Houston 14/13, 2/2):

- Recorded 62 total tackles (51 solo), one interception, four passes defended, three tackles for loss and a touchdown in 14 games
- Tied for second on the team with five tackles (four solo), including one for loss in the season opener vs. Chicago (9/11)
- Finished second on the team with six tackles (all solo) and added one pass defended vs. Kansas City (9/18)
- Tied for second on the team with seven tackles, including four solo stops, at New England (9/22) in Week 3
- Notched three solo stops and his second pass defended of the season vs. Tennessee (10/2) in Week 4
- Inactive for Week 5 at Minnesota (10/9) and Week 6 vs. Indianapolis (10/16) with an injury
- Notched five tackles (all solo), one tackle for loss and one pass defended vs. Detroit (10/30) in Week 8
- Intercepted Jaguars QB Blake Bortles and returned it 42 yards for a touchdown at Jacksonville (11/13) in Week 10
- Posted a season-high eight tackles (seven solo) at Indianapolis (12/11) in Week 14
- Brought down Bengals WR Cody Core for a one-yard loss in the first quarter for his third tackle for loss of the season vs. Cincinnati (12/24) in Week 16
- Played in his 100th career game and made two tackles (one solo) at Tennessee (1/1/17) in Week 17
- Tied for fifth on the team with four total tackles vs. Oakland (1/7/17) in the AFC Wild Card round

2015 (Houston 12/10, 1/1):

- Played in 12 games (10 starts) and contributed with 58 tackles (52 solo), six passes defended, two interceptions, including one returned for a touchdown, one forced fumble, one fumble recovery and one tackle for loss
- Made six solo tackles vs. Kansas City (9/13)
- Made four tackles (three solo) at Carolina (9/20)
- Posted a team-high six solo tackles vs. Tampa Bay (9/27)
- Tied for second on the team with five tackles (four solo) at Atlanta (10/4)
- Inactive in Weeks 7-11
- Intercepted Saints QB Drew Brees in the fourth quarter and returned it 50 yards vs. New Orleans (11/29). Finished the game with four tackles (two solo), one interception and one tackle for loss
- Tied for the team lead with six tackles, including five solo stops at Buffalo (12/6)
- Led the team with nine solo tackles to go along with one pass defended vs. New England (12/13). His tackle total tied a single-game career high, having last accomplished the feat on Oct. 5, 2014 at Dallas
- Recovered a fumble forced by CB Johnathan Joseph on Colts WR Griff Whalen in the fourth quarter at Indianapolis (12/20), which led to a field goal and increased Houston's lead to 16-10. It marked his first fumble recovery of the season and second of his career. Also added four solo tackles in the game
- Forced a fumble on Titans RB Antonio Andrews in the first quarter at Tennessee (12/27). S Quintin Demps recovered the ball and returned it for a touchdown. Led the team with five solo tackles, to go along with a forced fumble and a pass defended
- Notched three solo tackles, one interception returned for a touchdown and one pass defended vs. Jacksonville (1/3/16). Returned an interception for a touchdown in the fourth quarter, his first of the season and second of his career
- Contributed with seven tackles (six solo) and one pass defended in Wild Card Game vs. Kansas City (1/9/16)

2014 (Houston 13/13):

- Started all 13 games he played in and ended the season with 57 total tackles and nine passes defended. Tied for the team lead with three interceptions
- Started and made eight total tackles vs. Washington (9/7) in Week 1
- Intercepted a pass and returned it for a career-best 65 yards and registered two pass defended and two total tackles at Oakland (9/14) in Week 2
- Recorded two tackles, two tackles for loss and one pass defended at N.Y. Giants (9/21)
- Notched six total tackles and a pass defended vs. Buffalo (9/28) in Week 4
- Tied for the team lead and matched a career high with nine total tackles in Week 5 at Dallas (10/5)
- Made five total tackles vs. Indianapolis (10/9) in Week 6
- Was second on the team with five solo tackles and had a quarterback hit at Pittsburgh (10/20) in Week 7
- Registered four solo stops, a tackle for loss and two passes defended at Tennessee (10/26) in Week 8
- Made one solo tackle vs. Philadelphia (11/2) in Week 9 before leaving the game due to injury
- Inactive in Weeks 11-13
- Notched four solo tackles at Jacksonville (12/7) in Week 14
- Had six total tackles, a tackle for loss and a pass defended at Indianapolis (12/14) in Week 15
- Had his first multi-interception game of his career vs. Baltimore (12/21) in Week 16. Intercepted QB Joe Flacco twice in Ravens territory, which led to 10 points
- Made four total tackles vs. Jacksonville (12/28) in Week 17

2013 (Houston 14/14):

- Started all 14 games he played in and recorded 62 total tackles, eight passes defended, a tackle for loss and fumble recovery
- Notched six solo tackles and two passes defended vs. Tennessee (9/15) in Week 2
- Recorded three solo tackles and a pass defended at San Francisco (10/6)
- Recorded seven solo tackles, a pass defended and the first fumble recovery of his career at Kansas City (10/20) in Week 7
- Suffered an injury in the second quarter and did not return at Arizona (11/10)
- Inactive due to injury vs. Oakland (11/17) in Week 11 and vs. Jacksonville (11/24) in Week 12
- Returned to start vs. New England (12/1) in Week 13
- Tied a career high with two passes defended vs. Denver (12/22) in Week 16

2012 (Houston 16/15, 2/2):

- Led Texans defenders with a career-high four interceptions on the season
- Made five tackles (four solo) and broke up two passes including an interception of Ryan Tannehill in the season opener vs. Miami (9/9)
- Made seven solo tackles and broke up a pass at Denver (9/23)
- Scored his first career touchdown when he intercepted a QB Matt Hasselbeck pass and returned it 63 yards to the end zone vs. Tennessee (9/30)
- Intercepted a QB Mark Sanchez pass in the fourth quarter to seal the victory at the N.Y. Jets (10/8), and added three tackles (two solo)

TEXANS BIOS

- Intercepted a QB Jay Cutler pass in the second quarter and added four tackles (four solo) and two passes defended at Chicago (11/11)
- Made five solo tackles and broke up a pass vs. Jacksonville (11/18)
- Collected two solo stops and a pass defended at Detroit (11/22)
- Registered two solo tackles and two passes defended at Tennessee (12/2)
- Recorded two total tackles at New England (12/10)
- Had four solo tackles and a pass defended vs. Indianapolis (12/16)
- Collected four tackles (three solo) and two passes defended vs. Minnesota (12/23)
- Tallied eight tackles (six solo) and a pass defended at Indianapolis (12/30)
- Made two solo tackles and two passes defended in AFC Wild Card Playoff vs. Cincinnati (1/5/13)
- Made four total tackles (two solo) in the AFC Divisional playoff at New England (1/13/13)

2011 (Houston 15/13, 2/2):

- Finished with 40 tackles (35 solo), six passes defended, an interception and a forced fumble
- Forced a fumble and made four tackles (three solo) at Miami (9/18)
- Tied for the team lead with eight tackles (seven solo) at New Orleans (9/25)
- Had five solo tackles and two passes defended vs. Cleveland (11/6)
- Registered his first interception of the season vs. Atlanta (12/4)
- Had five solo tackles vs. Tennessee (1/1/12)

- Started in his postseason debut and made four tackles, including three solos in AFC Wild Card Playoff vs. Cincinnati (1/7/12)
- Recorded four solo tackles and one pass defended in AFC Divisional Playoff at Baltimore (1/15/12)

2010 (Houston 16/16):

- Started at cornerback all 16 games, where he made 71 tackles (57 solo) and had two interceptions
- Made five solo tackles and intercepted the first pass of his NFL career and returned it 23 yards vs. the N.Y. Giants (10/10)
- Recorded six tackles (five solo) and intercepted a pass from QB Philip Rivers vs. San Diego (11/7)
- Forced a fumble at Denver (12/26)

COLLEGE:

- Played four seasons (2006-09) at the University of Alabama in Tuscaloosa, Ala.
- Appeared in 41 career games with the Crimson Tide and started 40 contests, registering 159 tackles (106 solo) with eight tackles for loss (24 yards)
- Deflected 29 passes and recorded five interceptions (164 yards, 32.8 avg.) while registering one forced fumble and one fumble recovery
- Blocked two kicks and returned one punt for eight yards

PERSONAL:

- Attended Westside High School in Macon, Ga. and compiled 1,436 rushing yards with 20 touchdowns and nine receptions for 256 yards with two touchdowns as a senior
- Concluded a three-year varsity career with over 3,447 rushing yards and 46 touchdowns

KAREEM JACKSON - NFL REGULAR SEASON STATISTICS

DATE	TEAM	GP	GS	TK	S	A	TACKLES				QBH	NO	INTERCEPTIONS				FUMBLES				ST				MISC			
							TFL	YDS	SK	YDS			YDS	LG	TD	PD	FF	FR	YDS	TK	S	A	FF	FR	S	A		
2010	Texans	16	16	70	57	13	1	0	0.0	0.0	0	2	23	23	0	10	0	0	0	0	0	0	0	0	0	0	0	0
2011	Texans	15	13	40	35	5	2	1	0.0	0.0	0	1	0	0	0	6	1	0	0	2	2	0	0	0	0	0	0	0
2012	Texans	16	15	53	47	6	1	0	0.0	0.0	0	4	71	63t	1	17	0	0	0	0	0	0	0	0	0	0	0	0
2013	Texans	14	14	56	51	5	1	1	0.0	0.0	0	0	0	0	0	9	0	1	0	0	0	0	0	0	0	0	0	0
2014	Texans	13	13	57	48	9	4	9	0.0	0.0	1	3	97	65	0	9	0	0	0	0	0	0	0	0	0	0	0	0
2015	Texans	12	10	58	52	6	1	1	0.0	0.0	0	2	77	50	1	6	1	1	34	0	0	0	0	0	0	0	0	0
2016	Texans	14	13	62	51	11	3	2	0.0	0.0	0	1	42	42t	1	4	0	0	0	0	0	0	0	0	0	0	0	0
2017	Texans	16	14	73	54	19	4	13	1.0	4.0	2	1	2	2	0	10	1	0	0	0	0	0	0	0	0	0	0	0
2018	Texans	12	12	67	53	14	5	19	1.0	13.0	1	2	24	13	0	11	2	1	0	0	0	0	0	0	0	0	0	0
NFL TOTALS		128	120	536	448	88	22	46	2.0	17.0	4	16	336	65	3	82	5	3	34	2	2	0	0	0	0	0	0	0

KAREEM JACKSON - NFL POSTSEASON STATISTICS

		TACKLES										INTERCEPTIONS					FUMBLES					ST				MISC			
DATE	TEAM	GP	GS	TK	S	A	TFL	YDS	SK	YDS	QBH	NO	YDS	LG	TD	PD	FF	FR	YDS	TK	S	A	FF	FR	S	A			
2011	Texans	2	2	8	7	1	0	0	0.0	0.0	0	0	0	0	0	1	0	0	0	0	0	0	0	0	0	0			
2012	Texans	2	2	6	4	2	0	0	0.0	0.0	0	0	0	0	0	2	0	0	0	0	0	0	0	0	0	0			
2015	Texans	1	1	7	6	1	0	0	0.0	0.0	0	0	0	0	0	1	0	0	0	0	0	0	0	0	0	0			
2016	Texans	2	2	8	4	4	0	0	0.0	0.0	0	0	0	0	0	0	0	0	0	0	0	0	0	0	0	0			
NFL TOTALS		7	7	29	21	8	0	0	0.0	0.0	0	0	0	0	0	4	0	0	0	0	0	0	0	0	0	0			

TEXANS BIOS

SINGLE-GAME HIGHS: DEFENSIVE

Total Tackles 10 at Washington Redskins, Nov 18, 2018
Sacks 1.0 at Washington Redskins, Nov 18, 2018
 ...1 more at 1.0.
Passes Defensed 3 vs. Buffalo Bills, Oct 14, 2018
Forced Fumbles 2 at New England Patriots, Sep 09, 2018
Fumble Recoveries 1 at Jacksonville Jaguars, Oct 21, 2018
 ...2 more at 1.

Tackles For Loss 2 at Cincinnati Bengals, Sep 14, 2017
 ...1 more at 2.
Interceptions 2 vs. Baltimore Ravens, Dec 21, 2014
Interception Return Yards 65 at Oakland Raiders, Sep 14, 2014
Special Teams Tackles 1 at Jacksonville Jaguars, Nov 27, 2011
 ...1 more at 1.


SINGLE-GAME HIGHS - POSTSEASON: DEFENSIVE

Total Tackles 7 vs. Kansas City Chiefs, Jan 09, 2016
Passes Defensed 2 vs. Cincinnati Bengals, Jan 05, 2013

2018 GAME-BY-GAME REGULAR SEASON STATISTICS (TEXANS)

			ELOI GAME BY GAME REGULAR SEASON STATISTICS (TEXARK)																														
				TACKLES								INTERCEPTIONS								FUMBLES				ST					MISC				
W	DATE	OPPONENT		TK	S	A	SK	YDS	TFL	YDS	QBH	NO	YDS	LG	TD	PD	FF	FR	YDS	TK	S	A	FF	FR	S	A	W/L	SCORE					
01	09/09	at Patriots	S	8	8	0	0.0	0.0	0	0	0	0	0	0	0	0	2	0	0	0	0	0	0	0	0	0	0	L	20-27				
02	09/16	at Titans	S	6	3	3	0.0	0.0	0	0	0	0	0	0	0	2	0	0	0	0	0	0	0	0	0	0	L	17-20					
03	09/23	GIANTS	S	9	5	4	0.0	0.0	0	0	0	0	0	0	0	1	0	0	0	0	0	0	0	0	0	0	L	22-27					
04	09/30	at Colts	S	4	3	1	0.0	0.0	1	1	0	0	0	0	0	0	0	0	0	0	0	0	0	0	0	0	W	37-34+					
05	10/07	COWBOYS	S	5	5	0	0.0	0.0	1	1	0	1	11	11	0	2	0	0	0	0	0	0	0	0	0	0	W	19-16+					
06	10/14	BILLS	S	3	3	0	0.0	0.0	1	3	0	1	13	13	0	3	0	0	0	0	0	0	0	0	0	0	W	20-13					
07	10/21	at Jaguars	S	3	3	0	0.0	0.0	0	0	0	0	0	0	0	0	0	1	0	0	0	0	0	0	0	0	W	20-7					
08	10/25	DOLPHINS	S	9	7	2	0.0	0.0	1	1	0	0	0	0	0	0	0	0	0	0	0	0	0	0	0	0	W	42-23					
09	11/04	at Broncos	S	4	4	0	0.0	0.0	0	0	0	0	0	0	0	2	0	0	0	0	0	0	0	0	0	0	W	19-17					
11	11/18	at Redskins	S	10	8	2	1.0	13.0	1	13	1	0	0	0	0	1	0	0	0	0	0	0	0	0	0	0	W	23-21					
12	11/26	TITANS	S	2	0	2	0.0	0.0	0	0	0	0	0	0	0	0	0	0	0	0	0	0	0	0	0	0	W	34-17					
13	12/02	BROWNS	S	4	4	0	0.0	0.0	0	0	0	0	0	0	0	0	0	0	0	0	0	0	0	0	0	0	W	29-13					
2018 TOTALS			12-12	67	53	14	1.0	13.0	5	19	1	2	24	13	0	11	2	1	0	0	0	0	0	0	0	0	9-3						

+ - Overtime



NATRELL JAMERSON

CORNERBACK

6-0 | 200 | WISCONSIN

HOMETOWN: OCALA, FLA. | AGE: 22

ROOKIE | 1ST WITH TEXANS | ACQUIRED: W-'18 (ND)

2018 GP/GS: 10/0 | CAREER GP/GS: 10/0

TEAMS: HOU '18



31

TRANSACTIONS: Selected by the New Orleans Saints with the 27th pick in the fifth round (164th overall) of the 2018 NFL Draft...Waived by the Saints on Sept. 1, 2018...Claimed off waivers by the Houston Texans on Sept. 2, 2018.

2018 (Houston 10/0):

- ✦ Made his NFL debut at New England (9/9) and contributed on special teams
- ✦ Contributed on special teams at Tennessee (9/16)
- ✦ Appeared on special teams vs. the N.Y. Giants (9/23)
- ✦ Contributed on special teams at Indianapolis (9/30)
- ✦ Played on special teams vs. Dallas (10/7)
- ✦ Appeared on special teams vs. Buffalo (10/14)
- ✦ Contributed on special teams at Jacksonville (10/21)
- ✦ Appeared on defense for the first time in his NFL career and recorded three total tackles and his first career pass defended vs. Miami (10/25)
- ✦ Recorded two total tackles at Denver (11/4)
- ✦ Notched one special teams tackle at Washington (11/18)
- ✦ Inactive Weeks 12-13

CAREER AT WISCONSIN:

- ✦ Played four seasons (2014-17) at the University of Wisconsin-Madison (Wis.)
- ✦ Appeared in 47 games with 16 starts as a defensive back from 2015-17 after playing wide receiver as a freshman in 2014
- ✦ Recorded 88 total tackles (61 solo), 16 passes defended, two interceptions, five tackles for loss and 1.5 sacks during his career as a Badger
- ✦ Returned 38 kickoffs for 784 yards (20.6 avg.) and one touchdown

2017 (Wisconsin):

- ✦ Started all 14 games at safety for the Badgers as a senior
- ✦ Recorded 51 total tackles (32 solo), 3.5 tackles for loss, 10 passes defended and two interceptions, including one returned for a touchdown
- ✦ Contributed to a unit that led the nation in pass efficiency defense (96.4), ranked second nationally in total defense (262.1 yards per game), third in scoring defense (13.9 points per game) and third in rushing defense (98.4 yards per game)

- ✦ Earned the Jimmy Demetral Team Most Valuable Player Award
- ✦ Earned Big Ten Defensive Player of the Week for his efforts against Northwestern (9/30) when he produced a career-high six total tackles, 0.5 sack and two interceptions, including one returned 36 yards for a touchdown

2016 (Wisconsin):

- ✦ Appeared in eight games with two starts as a nickel back
- ✦ Recorded 19 total tackles (16 solo), 1.0 tackle for loss and four pass breakups
- ✦ Returned three kickoffs for a season-best 62 yards in the Big Ten Championship Game vs. Penn State (12/3)

2015 (Wisconsin):

- ✦ Played in all 13 games as the Badgers' primary kickoff returner
- ✦ Returned 21 kickoffs for 468 yards (22.3 avg.)
- ✦ Recorded a 98-yard kickoff return at Maryland (11/7)
- ✦ Tallied 14 total tackles and 0.5 tackle for loss as a reserve defensive back

2014 (Wisconsin):

- ✦ Appeared in 12 games as a wide receiver for the Badgers as a true freshman
- ✦ Recorded one carry for 23 yards and one kickoff return for 21 yards

PERSONAL:

- ✦ Attended Vanguard High School in Ocala, Fla.
- ✦ Recorded 119 receptions for 2,096 yards and 42 touchdowns during his high school career
- ✦ Earned first-team Class 6A All-State honors by the *Associated Press* as a senior after posting 68 receptions for 1,195 yards and 17 touchdowns
- ✦ Returned two kickoffs for touchdowns as a senior
- ✦ Named the District 8 Most Valuable Player by the Florida Athletic Coaches Association in 2013
- ✦ Caught 33 passes for 643 yards and seven touchdowns as a junior
- ✦ Graduated from Wisconsin with a degree in human development and family studies

TEXANS BIOS

SINGLE-GAME HIGHS: DEFENSIVE


Total Tackles 3 vs. Miami Dolphins, Oct 25, 2018
Passes Defensed 1 vs. Miami Dolphins, Oct 25, 2018

Special Teams Tackles 1 vs. Miami Dolphins, Oct 25, 2018

2018 GAME-BY-GAME REGULAR SEASON STATISTICS (TEXANS)

2018 GAME BY GAME REGULAR SEASON STATISTICS (TEXAS)																														
				TACKLES							INTERCEPTIONS							FUMBLES			ST					MISC				
W	DATE	OPPONENT	P	TK	S	A	SK	YDS	TFL	YDS	QBH	NO	YDS	LG	TD	PD	FF	FR	YDS	TK	S	A	FF	FR	S	A	W/L	SCORE		
01	09/09	at Patriots	P	0	0	0	0.0	0.0	0	0	0	0	0	0	0	0	0	0	0	0	0	0	0	0	0	0	L	20-27		
02	09/16	at Titans	P	0	0	0	0.0	0.0	0	0	0	0	0	0	0	0	0	0	0	0	0	0	0	0	0	0	L	17-20		
03	09/23	GIANTS	P	0	0	0	0.0	0.0	0	0	0	0	0	0	0	0	0	0	0	0	0	0	0	0	0	0	L	22-27		
04	09/30	at Colts	P	0	0	0	0.0	0.0	0	0	0	0	0	0	0	0	0	0	0	0	0	0	0	0	0	0	W	37-34+		
05	10/07	COWBOYS	P	0	0	0	0.0	0.0	0	0	0	0	0	0	0	0	0	0	0	0	0	0	0	0	0	0	W	19-16+		
06	10/14	BILLS	P	0	0	0	0.0	0.0	0	0	0	0	0	0	0	0	0	0	0	0	0	0	0	0	0	0	W	20-13		
07	10/21	at Jaguars	P	0	0	0	0.0	0.0	0	0	0	0	0	0	0	0	0	0	0	0	0	0	0	0	0	0	W	20-7		
08	10/25	DOLPHINS	P	3	3	0	0.0	0.0	0	0	0	0	0	0	0	1	0	0	19	1	0	1	0	0	0	0	W	42-23		
09	11/04	at Broncos	P	2	2	0	0.0	0.0	0	0	0	0	0	0	0	0	0	0	0	0	0	0	0	0	0	0	W	19-17		
11	11/18	at Redskins	P	0	0	0	0.0	0.0	0	0	0	0	0	0	0	0	0	0	0	0	1	1	0	0	0	0	W	23-21		
12	11/26	TITANS										INACTIVE																W	34-17	
13	12/02	BROWNS										INACTIVE																W	29-13	
2018 TOTALS			10-0	5	5	0	0.0	0.0	0	0	0	0	0	0	0	1	0	0	19	2	1	1	0	0	0	0	9-3			

+ - Overtime



JOHNATHAN JOSEPH

CORNERBACK

5-11 | 186 | SOUTH CAROLINA

HOMETOWN: ROCK HILL, S.C. | AGE: 34

13TH NFL SEASON | 8TH WITH TEXANS | ACQUIRED: UFA-'11 (CIN)

2018 GP/GS: 11/11 | CAREER GP/GS (POST): 183/172 (8/8)

TEAMS: CIN '06-10; HOU '11-18



24

TRANSACTIONS: Selected by the Cincinnati Bengals with the 24th pick in the first round (24th overall) of the 2006 NFL Draft...Signed by the Houston Texans on July 29, 2011...Re-signed with the Texans on June 18, 2015.

HONORS:

- ✦ Associated Press Second-Team All-Pro (2011)
- ✦ Pro Bowl selection (2x – 2012-13)
- ✦ Pro Football Weekly/PFWA All-NFL, All-AFC Team (2011)
- ✦ SI.com (Peter King) All-Pro Team (2011)
- ✦ AFC Defensive Player of the Week (2017 - Week 6)
- ✦ Tied with CB/S Kareem Jackson for the franchise record of most career interceptions with 16

CAREER:

- ✦ The all-time leader in Texans history with 102 passes defended
- ✦ Passed Ray Buchanan (176) for the ninth-most career passes defended in NFL history
- ✦ Owns 30 career interceptions, seven forced fumbles and six fumble recoveries
- ✦ Has recorded 16 interceptions since signing with the Texans, which is tied with CB/S Kareem Jackson for the most career interceptions in franchise history
- ✦ Since he entered the NFL in 2006, ranks first among active players with 178 passes defended
- ✦ Leads all active cornerbacks in the NFL in career total tackles with 685
- ✦ Scored eight career touchdown returns (seven interceptions and one fumble recovery)
- ✦ Led the Texans and set a single-season career high with 22 passes defended in 2015, topping his previous best of 20 in 2006 and 2009 with Cincinnati
- ✦ With 39 career postseason tackles, passed S Danieal Manning (23), DE J.J. Watt (24) and CB/S Kareem Jackson (25) for the second-most in Texans postseason history
- ✦ One of three players (CB/S Kareem Jackson and LS Jon Weeks) to play in every postseason game in Texans history

2018 (Houston 11/11):

- ✦ Finished second on the team with seven total tackles (six solo) and notched one pass defended at New England (9/9). Passed Aeneas Williams (168) for the 13th-most career passes defended in NFL history
- ✦ Recorded two total tackles (one solo) at Tennessee (9/16)
- ✦ Notched two solo tackles vs. the N.Y. Giants (9/23)
- ✦ Tallied a team-high eight total tackles (seven solo) and one pass defended at Indianapolis (9/30). Passed Morlon Greenwood

(385) for the seventh-most career total tackles in franchise history and tied Walt Harris (170) and Terrell Buckley (170) for the 11th-most career passes defended in NFL history

- ✦ Finished with two total tackles and three passes defended vs. Dallas (10/7). His three passes defended mark the most in a game since Week 6 of the 2017 season vs. Cleveland and marked his 18th career game where he's recorded three-or-more passes defended. Passed Kevin Walter (109) for the eighth-most games played in team history with 110 (2011-18)
- ✦ Recorded six total tackles (five solo), two passes defended and one interception returned for a touchdown vs. Buffalo (10/14). Intercepted Bills QB Nathan Peterman and returned it for a 28-yard touchdown to put the Texans ahead 20-13 with 1:23 remaining in the game
- ✦ Tallied seven total tackles (seven solo) and one passes defended at Jacksonville (10/21). Tied Ray Buchanan (176) for the ninth-most career passes defended in NFL history
- ✦ Started at cornerback before leaving the game due to injury vs. Miami (10/25)
- ✦ Inactive Week 9 at Denver (11/4)
- ✦ Recorded four solo tackles and one pass defended at Washington (11/18). Passed Ray Buchanan (176) for the ninth-most career passes defended in NFL history
- ✦ Recorded five total tackles (four solo) and one tackle for loss vs. Tennessee (11/26)
- ✦ Notched one solo tackle and intercepted Browns QB Baker Mayfield vs. Cleveland (12/2). The interception was the 30th of his career and 16th since joining the Texans, tying CB/S Kareem Jackson for the most career interceptions in franchise history

2017 (Houston 16/16):

- ✦ Tallied 47 total tackles (37 solo), nine passes defended, two interceptions and two tackles for loss in 16 games
- ✦ Recorded two passes defended and one tackle in the season opener vs. Jacksonville (9/10)
- ✦ Joined Terence Newman as the only active CBs with 600 career tackles after racking up two stops vs. Tennessee (10/1)
- ✦ Started his fifth game of the season and 150th of his career and posted a season-high six total tackles (five solo) vs. Kansas City (10/8)
- ✦ Finished with three total tackles, three passes defended and two interceptions with an 82-yard pick-six vs. Cleveland (10/15). This marked Joseph's second career multi-interception game and first as a Texan. The 82-yard interception return for a touchdown marks the longest in Joseph's career, fourth-longest in Texans history and tied Joseph with Jackson for first in Texans history with three interceptions returned for a touchdown

- ✦ Earned AFC Defensive Player of the Week for his performance vs. Cleveland (10/15)
- ✦ Notched a pair of solo tackles and had one pass defended at Baltimore (11/27)
- ✦ Recorded four solo tackles and his second tackle for loss of the season while moving into ninth place in team history with 101 games played as a Texan at Tennessee (12/3)
- ✦ Made his 100th start for the Texans and posted two solo tackles and two passes defended vs. San Francisco (12/10)

2016 (Houston 13/11, 2/2):

- ✦ Tallied 45 total tackles (38 solo), nine passes defended and one forced fumble in 13 games played
- ✦ Notched four solo tackles and a pass defended in the season opener vs. Chicago (9/11)
- ✦ Finished with five tackles (four solo) and tied for the team lead with two passes defended vs. Kansas City (9/18)
- ✦ Recorded three tackles (two solo) and a pass defended at New England (9/22)
- ✦ Matched a season high with five tackles, all solo, and added a pass defended vs. Tennessee (10/2) in Week 4
- ✦ Tallied four tackles (three solo) before departing with an injury at Minnesota (10/9)
- ✦ Tied for the team lead with seven total tackles, all solo, and recorded a pass defended at Jacksonville (11/13) in Week 10
- ✦ Led the team and matched his single-game season high with two passes defended vs. San Diego (11/27) in Week 12
- ✦ Inactive for Week 14 at Indianapolis and Week 15 vs. Jacksonville with an injury
- ✦ Returned to game action and logged two solo tackles vs. Cincinnati (12/24) in Week 16
- ✦ Became the first player in Texans history with 10 solo tackles and three passes defended in a postseason game vs. Oakland (1/7/17) in the AFC Wild Card round. His 10 solo tackles were also a Texans postseason record

2015 (Houston 16/16, 1/1):

- ✦ Started all 16 games for the second straight year and totaled 58 tackles (48 solo), a career-high 22 passes defended, one interception, one forced fumble, one fumble recovery and one tackle for loss
- ✦ Made four solo tackles and had a pass defended vs. Kansas City (9/13)
- ✦ Recorded five tackles (four solo) at Carolina (9/20)
- ✦ Tied a single-game career high with five passes defended vs. Tampa Bay (9/27), matching his highest total since Nov. 8, 2009 against Baltimore. Also had three tackles, including two solo stops
- ✦ Finished third on the team with six tackles (four solo) and had one pass defended at Jacksonville (10/18)
- ✦ Recovered his first fumble of the season and sixth of his career in the third quarter at Miami (10/25). Also contributed four solo tackles
- ✦ Tied for fourth on the team with six tackles (five solo) and led the Texans with two passes defended vs. Tennessee (11/1)
- ✦ Had four solo tackles, two passes defended and one interception at Cincinnati (11/16). Including postseason, intercepted a pass in each of his last four games against the Bengals
- ✦ Led the team with seven tackles (five solo), including one for loss, and one pass defended vs. New Orleans (11/29). Recorded his fourth straight game with at least one pass defended
- ✦ Forced a fumble on Colts WR Griff Whalen in the fourth quarter

at Indianapolis (12/20), which was recovered by CB Kareem Jackson. The Texans scored a field goal on the next drive and increased their lead to 16-10. It marked his first forced fumble of the season and sixth of his career. Also added two solo tackles in the game

- ✦ Led the team with four passes defended vs. Jacksonville (1/3/16), which tied his third-highest single-game total of his career and second-highest of the season
- ✦ Led the Texans and set a single-season career high with 22 passes defended, topping his previous best of 20 in 2006 and 2009 with Cincinnati
- ✦ Finished with two tackles (one solo) vs. Kansas City (1/9/16) and passed LB Brooks Reed (19) for the fifth-most career tackles in Texans postseason history

2014 (Houston 16/16):

- ✦ Started all 16 games and finished with a career-best 75 tackles. Also had two interceptions, including a 60-yard interception return for touchdown, two forced fumbles, two fumble recoveries and 11 passes defended
- ✦ Led the team and tied a career high with 11 solo tackles in a Week 1 win vs. Washington (9/7)
- ✦ Forced a fumble and recovered a fumble and returned it 49 yards in Week 2 at Oakland (9/14). Finished with five total tackles
- ✦ Made five solo tackles and recovered a fumble and returned it 24 yards at the N.Y. Giants (9/21) in Week 3
- ✦ Recorded five solo tackles and two passes defended against Buffalo (9/28) in Week 4
- ✦ Tied for the team high with nine total tackles and registered a pass defended at Dallas (10/5)
- ✦ Made six solo tackles vs. Indianapolis (10/9) in Week 6
- ✦ Recorded a pair of solo tackles vs. Philadelphia (11/2) in Week 9 before leaving the game with an injury
- ✦ Registered a pair of tackles and two passes defended at Cleveland (11/16) in Week 11
- ✦ Recorded his fifth career interception return for touchdown on a 60-yard return at the 7:30 mark of the third quarter vs. Cincinnati (11/23). Became the second player in franchise history to have two career interception return for touchdowns (DB Aaron Glenn, 2002-04). Also had three tackles and a pass defended
- ✦ Intercepted Titans QB Zach Mettenberger at the 6:57 mark of the first quarter and returned it 25 yards to the Titans 20 for his second interception of the season in Week 13. Recorded interceptions in back-to-back games for the first time since 2009 and for the fourth time in his career. Also had three tackles and a pass defended
- ✦ Had four tackles and a pass defended at Jacksonville (12/7) in Week 14 and vs. Baltimore (12/21) in Week 16
- ✦ Had four solo tackles and two passes defended vs. Jacksonville (12/28) in Week 17

2013 (Houston 15/15):

- ✦ Started all 15 games he played in and led the team with three interceptions and 16 passes defended to go along with 55 total tackles
- ✦ Recorded one solo tackle and two passes defended at San Diego (9/9)
- ✦ Recorded seven solo tackles and one pass defended vs. Tennessee (9/15)
- ✦ Recorded three tackles (two solo), three passes defended and an interception, tying him for fifth-place all time in franchise history vs. Seattle (9/29)

- Added two more passes defended vs. Oakland (11/17)
- Totaled a season-high nine tackles (eight solo) and two passes defended vs. Jacksonville (11/24)
- Had three solo tackles and an interception returned 31 yards vs. New England (12/1)
- Tied a season high with nine tackles (nine solo) and returned an interception 32 yards at Indianapolis (12/15)
- Recorded his 16th pass defended on the season before leaving the game with an injury vs. Denver (12/22)

2012 (Houston 14/14, 2/2):

- Finished the season with 66 tackles (59 solo) and two interceptions
- Made six tackles (four solo) and intercepted a pass and returned it 36 yards vs. Miami (9/9)
- Made six tackles (five solo) and led the defense with three passes broken up at Denver (9/23)
- Made four solo tackles and threw a key block that helped S Danieal Manning return an interception 55 yards for a score vs. Tennessee (9/30)
- Registered five solo tackles at the N.Y. Jets (10/8)
- Picked off Ravens QB Joe Flacco and returned it 52 yards vs. Baltimore (10/21) for his first touchdown as a Texan
- Collected seven tackles (six solo) at Chicago (11/11)
- Inactive at Detroit (11/22) and at Tennessee (12/2)
- Recorded six total tackles at New England (12/10)
- Registered five solo tackles and a pass defended vs. Minnesota (12/23)
- Intercepted his second career pass in postseason play when he picked off Bengals QB Andy Dalton and returned it 14 yards in the third quarter in the AFC Wild Card Playoff vs. Cincinnati (1/5/13)
- Had five tackles, including three solo tackles in AFC Divisional Playoff at New England (1/13/13)

2011 (Houston 15/15, 2/2):

- Finished with 44 tackles (40 solo) and tied for the team lead with four interceptions and a team-best 15 passes defended and two forced fumbles
- Started and made five tackles (four solo) and one tackle for loss in the season opener vs. Indianapolis (9/11)
- Intercepted Dolphins QB Chad Henne and returned it five yards to the 6-yard line setting up a second quarter touchdown at Miami (9/18)
- Recorded interceptions in consecutive games for the third time in his career when he picked off Drew Brees at New Orleans (9/25)
- Intercepted Ravens QB Joe Flacco in the second quarter and made seven tackles (five solo) at Baltimore (10/16)
- Forced a fumble, made three solo tackles and broke up two passes at Tennessee (10/23)
- Made four solo tackles and broke up a pass vs. Cleveland (11/6)
- Had two solo tackles and a hit on Buccaneers TE Kellen Winslow, which forced the ball out where it was intercepted by LB Brian Cushing at Tampa Bay (11/13)
- Intercepted Jaguars QB Blaine Gabbert in the second quarter and returned it 29 yards at Jacksonville (11/27)
- Inactive for the season finale vs. Tennessee (1/1/12)
- Recorded six solo tackles, including one for loss, while adding an interception and two passes defended in AFC Wild Card Playoff vs. Cincinnati (1/7/12)
- Recorded two solo tackles and three passes defended in AFC Divisional Playoff at Baltimore (1/15/12)

2010 (Cincinnati 12/12):

- Started 12 games and made 53 total tackles
- Ranked second on team in passes defended (11) and interceptions (three)
- Registered four tackles at Cleveland (10/3)
- Intercepted Buccaneers QB Josh Freeman in the second quarter and returned it 11 yards vs. Tampa Bay (10/11)
- Made five tackles and had a pass defended at Indianapolis (11/14), helping hold Colts QB Peyton Manning to a season-low 185 passing yards and no touchdowns
- Three tackles and two interceptions (one for a touchdown) vs. Buffalo (11/21), marking the first multi-interception game of his career

2009 (Cincinnati 16/16, 1/1):

- Tallied 69 total tackles (58 solo), a career-high six interceptions, 20 passes defended, two tackles for loss and one forced fumble in 16 starts
- Intercepted Steelers QB Ben Roethlisberger pass and returned it 30 yards for a touchdown vs. Pittsburgh (9/27)
- Intercepted Browns QB Derek Anderson on the goal line and returned it 32 yards in the third quarter at Cleveland (10/3)
- Intercepted Ravens QB Joe Flacco at the goal line in the first quarter and returned it 21 yards at Baltimore (10/11)
- Had his first forced fumble of the year when he stripped Bears WR Devin Hester, with LB Dhani Jones recovering for Bengals vs. Chicago (10/25)
- Posted a team-high five passes defended vs. Baltimore (11/8), including a third-quarter interception of Ravens QB Joe Flacco on a deep pass
- Had a team-high four passes defended, with five tackles and a forced fumble in a win at Pittsburgh (11/15)
- Had four tackles at Oakland (11/22), plus a diving interception of Raiders QB Bruce Gradkowski in the fourth quarter
- Picked off Chargers QB Philip Rivers at the Bengals 19-yard line in the second quarter and returned it seven yards at San Diego (12/20)
- Five tackles in AFC Wild Card Playoffs vs. N.Y. Jets (1/9/10)

2008 (Cincinnati 8/7):

- Posted 42 total tackles (31 solo), 13 passes defended, one interception, one tackle for loss, one forced fumble and one fumble recovery in eight games played
- Returned a fumble by Ravens RB Ray Rice 65 yards and produced only Bengals touchdown vs. Baltimore (9/7)
- Tied for team lead in total tackles (12) and led in solo tackles (10) and in passes defended (three) vs. Jacksonville (11/2)
- Had his first interception of the year, ending Philadelphia's final scoring threat of the first half when he picked off Eagles QB Donovan McNabb and returned it 22 yards (11/26)

2007 (Cincinnati 15/14):

- Tallied 58 total tackles (45 solo), four interceptions and 15 passes defended in 15 games played
- Went 42 yards for a touchdown with his first pro interception (off Jets QB Chad Pennington), and the late fourth-quarter score provided eventual winning points vs. N.Y. Jets (10/21)
- Snagged his second interception vs. Tennessee (11/25), outfighting Titans TE Bo Scaife for a pass in the first quarter, with a four-yard return
- Intercepted a pass for the second straight game at Pittsburgh

TEXANS BIOS

- (12/2), picking off Steelers QB Ben Roethlisberger at the Steelers 24-yard line in the fourth quarter and returning it seven yards
- Helped thwart a comeback bid by picking off Browns QB Derek Anderson at the Bengals 5-yard line in the fourth quarter, with a 23-yard return vs. Cleveland (12/23)

2006 (Cincinnati 16/9):

- Compiled 57 total tackles (45 solo), 20 passes defended, two fumble recoveries and one quarterback hit as a rookie
- Blocked Saints K John Carney's PAT try after Saints' final touchdown in the fourth quarter, the first Bengals' blocked PAT since 1991 at New Orleans (11/16)
- Tied his season high with seven tackles and tied the team's season high with four passes defended vs. Baltimore (11/30)
- Recovered a fumble on the Raiders' first offensive play vs. Oakland (12/10)

COLLEGE:

- Played two seasons (2004-05) at South Carolina after playing in 2003 at Coffeyville (Kan.) Community College

- Entered NFL Draft after his junior season at South Carolina
- Played only 14 games at South Carolina due to broken foot that limited him to two games in 2004, but still established himself among the elite cornerbacks in the SEC
- Played in 12 games with 11 starts in 2005, when he had four interceptions, including one returned for a touchdown

PERSONAL:

- Donated \$5,000 per interception, \$1,000 for every pass defended and \$250 per tackle during the 2017 season to Habitat for Humanity in Houston for Hurricane Harvey relief
- Established the Johnathan Joseph Foundation to create and support programs that emphasize character development, to promote academic excellence and to support and create initiatives for disadvantaged youth from single-parent homes
- Attended Northwestern High School in Rock Hill, S.C., where he was all-state in football and all-region in track
- Holds an annual football camp at Northwestern High School for youth in his hometown
- Hosts "Operation Backpack" to offer students in Rock Hill, S.C. new backpacks for the upcoming school year annually

JOHNATHAN JOSEPH - NFL REGULAR SEASON STATISTICS

DATE	TEAM	GP	GS	TK	S	A	TACKLES				QBH	NO	INTERCEPTIONS				FUMBLES				ST				MISC	
							TFL	YDS	SK	YDS			YDS	LG	TD	PD	FF	FR	YDS	TK	S	A	FF	FR	S	A
2006	Bengals	16	9	57	45	12	0	0	0.0	0.0	1	0	0	0	0	20	0	1	0	0	0	0	0	1	0	0
2007	Bengals	15	14	58	45	13	0	0	0.0	0.0	0	4	76	42t	1	15	0	0	0	4	4	0	0	0	0	0
2008	Bengals	8	7	42	31	11	1	0	0.0	0.0	0	1	22	22	0	13	1	1	65	0	0	0	0	0	0	0
2009	Bengals	16	16	69	58	11	2	0	0.0	0.0	0	6	92	32	1	20	1	0	0	1	1	0	0	0	0	0
2010	Bengals	12	12	42	37	5	2	0	0.0	0.0	0	3	38	21t	1	8	0	0	0	0	0	0	0	0	0	0
2011	Texans	15	15	44	40	4	2	0	0.0	0.0	0	4	40	29	0	15	1	0	0	0	0	0	0	0	0	0
2012	Texans	14	14	57	52	5	0	0	0.0	0.0	0	2	88	52t	1	10	0	0	0	0	0	0	0	0	0	0
2013	Texans	15	15	47	44	3	1	4	0.0	0.0	1	3	64	32	0	16	0	0	0	0	0	0	0	0	0	0
2014	Texans	16	16	75	70	5	1	2	0.0	0.0	0	2	85	60t	1	11	2	2	73	0	0	0	0	0	0	0
2015	Texans	16	16	58	48	10	1	2	0.0	0.0	0	1	2	2	0	22	1	1	0	0	0	0	0	0	0	0
2016	Texans	13	11	45	38	7	0	0	0.0	0.0	0	0	0	0	0	9	1	0	0	0	0	0	0	0	0	0
2017	Texans	16	16	47	37	10	2	6	0.0	0.0	0	2	85	82t	1	9	0	0	0	0	0	0	0	0	0	0
2018	Texans	11	11	45	38	7	1	3	0.0	0.0	0	2	46	28t	1	10	0	0	0	0	0	0	0	0	0	0
NFL TOTALS		183	172	686	583	103	13	17	0.0	0.0	2	30	638	82t	7	178	7	5	138	5	5	0	0	1	0	0

JOHNATHAN JOSEPH - NFL POSTSEASON STATISTICS

DATE	TEAM	GP	GS	TK	S	A	TACKLES				QBH	NO	INTERCEPTIONS				FUMBLES				ST				MISC	
							TFL	YDS	SK	YDS			YDS	LG	TD	PD	FF	FR	YDS	TK	S	A	FF	FR	S	A
2009	Bengals	1	1	5	3	2	0	0	0.0	0.0	0	0	0	0	0	0	0	0	0	0	0	0	0	0	0	0
2011	Texans	2	2	8	8	0	1	0	0.0	0.0	0	1	-1	0	0	5	0	0	0	0	0	0	0	0	0	0
2012	Texans	2	2	10	8	2	0	0	0.0	0.0	0	1	14	14	0	2	0	0	0	0	0	0	0	0	0	0
2015	Texans	1	1	2	1	1	0	0	0.0	0.0	0	0	0	0	0	0	0	0	0	0	0	0	0	0	0	0
2016	Texans	2	2	14	14	0	0	0	0.0	0.0	0	0	0	0	0	3	0	0	0	0	0	0	0	0	0	0
NFL TOTALS		8	8	39	34	5	1	0	0.0	0.0	0	2	13	14	0	10	0	0	0	0	0	0	0	0	0	0

TEXANS BIOS

SINGLE-GAME HIGHS: DEFENSIVE

Total Tackles	15 vs. Jacksonville Jaguars, Nov 02, 2008	Interceptions	2 vs. Cleveland Browns, Oct 15, 2017
Passes Defensed	5 vs. Tampa Bay Buccaneers, Sep 27, 2015 ...1 more at 5.	Interception Return Yards	85 vs. Cleveland Browns, Oct 15, 2017
Forced Fumbles	2 at Oakland Raiders, Sep 14, 2014	Special Teams Tackles	3 vs. Los Angeles Rams, Dec 09, 2007
Fumble Recoveries	1 at Miami Dolphins, Oct 25, 2015 ...4 more at 1.	Special Teams Fumble Recoveries	1 vs. Los Angeles Chargers, Nov 12, 2006
Tackles For Loss	1 vs. Tennessee Titans, Nov 26, 2018 ...12 more at 1.		

SINGLE-GAME HIGHS - POSTSEASON: DEFENSIVE

Total Tackles	10 vs. Oakland Raiders, Jan 07, 2017	Interceptions	1 vs. Cincinnati Bengals, Jan 05, 2013
Passes Defensed	3 vs. Oakland Raiders, Jan 07, 2017 ...1 more at 3.	Interception Return Yards	14 vs. Cincinnati Bengals, Jan 05, 2013
Tackles For Loss	1 vs. Cincinnati Bengals, Jan 07, 2012		

2018 GAME-BY-GAME REGULAR SEASON STATISTICS (TEXANS)

				TACKLES										INTERCEPTIONS					FUMBLES				ST					MISC				
W	DATE	OPPONENT		TK	S	A	SK	YDS	TFL	YDS	QBH	NO	YDS	LG	TD	PD	FF	FR	YDS	TK	S	A	FF	FR	S	A	W/L	SCORE				
01	09/09	at Patriots	S	7	6	1	0.0	0.0	0	0	0	0	0	0	0	1	0	0	0	0	0	0	0	0	0	0	L	20-27				
02	09/16	at Titans	S	2	1	1	0.0	0.0	0	0	0	0	0	0	0	0	0	0	0	0	0	0	0	0	0	0	L	17-20				
03	09/23	GIANTS	S	2	2	0	0.0	0.0	0	0	0	0	0	0	0	0	0	0	0	0	0	0	0	0	0	0	L	22-27				
04	09/30	at Colts	S	8	7	1	0.0	0.0	0	0	0	0	0	0	0	1	0	0	0	0	0	0	0	0	0	0	W	37-34+				
05	10/07	COWBOYS	S	2	0	2	0.0	0.0	0	0	0	0	0	0	0	3	0	0	0	0	0	0	0	0	0	0	W	19-16+				
06	10/14	BILLS	S	6	5	1	0.0	0.0	0	0	0	1	28	28	1	2	0	0	0	0	0	0	0	0	0	0	W	20-13				
07	10/21	at Jaguars	S	7	7	0	0.0	0.0	0	0	0	0	0	0	0	1	0	0	0	0	0	0	0	0	0	0	W	20-7				
08	10/25	DOLPHINS	S	0	0	0	0.0	0.0	0	0	0	0	0	0	0	0	0	0	0	0	0	0	0	0	0	0	W	42-23				
09	11/04	at Broncos		INACTIVE																									W	19-17		
11	11/18	at Redskins	S	5	5	0	0.0	0.0	0	0	0	0	0	0	0	1	0	0	0	0	0	0	0	0	0	0	W	23-21				
12	11/26	TITANS	S	5	4	1	0.0	0.0	1	3	0	0	0	0	0	0	0	0	0	0	0	0	0	0	0	0	W	34-17				
13	12/02	BROWNS	S	1	1	0	0.0	0.0	0	0	0	1	18	18	0	1	0	0	0	0	0	0	0	0	0	0	W	29-13				
2018 TOTALS			11-11	45	38	7	0.0	0.0	1	3	0	2	46	28t	1	10	0	0	0	0	0	0	0	0	0	0	9-3					

+ - Overtime



PETER KALAMBAYI

INSIDE LINEBACKER

6-3 | 254 | STANFORD

HOMETOWN: MATTHEWS, N.C. | AGE: 23

ROOKIE | 1ST WITH TEXANS | ACQUIRED: D6C-'18

2018 GP/GS: 11/0 | CAREER GP/GS: 11/0

TEAMS: HOU '18



58

TRANSACTIONS: Selected by the Houston Texans with the 40th pick of the sixth round (214th overall) in the 2018 NFL Draft.

2018 (Houston 11/0):

- Recorded one special teams tackle on kickoff coverage in his NFL debut when he brought down Patriots WR Cordarrelle Patterson at the 18-yard line at New England (9/9)
- Contributed on special teams at Tennessee (9/16)
- Inactive Week 3 vs. the N.Y. Giants (9/23)
- Notched one special teams tackle when he downed Colts WR Zach Pascal on the 15-yard line at Indianapolis (9/30)
- Contributed on defense and special teams vs. Dallas (10/7)
- Recorded one special teams tackle vs. Buffalo (10/14)
- Contributed on special teams at Jacksonville (10/21)
- Recorded three total tackles and a career-high two special teams tackles vs. Miami (10/25). Leads the Texans with five special teams tackles on the season
- Contributed on special teams at Denver (11/4)
- Appeared on special teams at Washington (11/18)
- Tallied two total tackles (one solo) and one special teams tackle vs. Tennessee (11/26)
- Recorded one special teams tackle vs. Cleveland (12/2)

CAREER AT STANFORD:

- Played four seasons (2014-17) at Stanford (Calif.) University after redshirting the 2013 campaign
- Compiled 190 total tackles (111 solo), 18.5 sacks, 28 tackles for loss, eight pass breakups, two forced fumbles and an interception in 54 career games played

2017 (Stanford):

- Elected team captain by teammates for a second straight year
- Pac-12 All-Academic honorable mention
- National Football Foundation and College Hall of Fame Hampshire Honor Society
- Butkus Award watch list
- Compiled 61 total tackles (31 solo), 7.0 tackles for loss, 4.0 sacks, one pass breakup in 14 games played
- Team-high five solo tackles, 1.0 sack and one pass defended vs. Rice (8/26)
- Recorded 10 tackles (five solo), 1.0 sack and 1.5 tackles for loss vs. Notre Dame (11/25)

2016 (Stanford):

- Elected team captain by teammates

- Butkus Award watch list
- Phil Steele All-Pac-12 preseason first team
- Athlon All-Pac-12 preseason second team
- Started all 13 games played
- Recorded 45 tackles (29 solo), 6.0 tackles for loss, 3.5 sacks, two passes defended
- Compiled six total tackles (3.0 tackles for loss), 2.5 sacks vs. Kansas State (9/2)
- Amassed a team-high seven tackles (four solo), one tackle for loss and one pass defended at Cal (11/19)

2015 (Stanford):

- Pac-12 All-Academic honorable mention
- Butkus Award watch list
- Phil Steele All-Pac-12 preseason third team
- Athlon All-Pac-12 preseason second team
- Recorded 52 tackles (5.5 tackles for loss), 4.5 sacks and three passes defended in 14 games played
- Compiled 12 tackles at Northwestern (9/5) in first career start

2014 (Stanford):

- Earned Pac-12 Defensive Player of the Week (9/29)
- Recorded 32 tackles (19 solo), 9.5 tackles for loss and 6.5 sacks in 13 games played
- Had one tackle, one interception in career debut vs. UC Davis (8/30)
- Compiled six tackles (five solo), 3.0 sacks at Washington (9/27) becoming the first Cardinal with 3.0 sacks in single game since Shayne Skov in the 2011 Orange Bowl

2013 (Stanford):

- Redshirted

PERSONAL:

- Full name is Peter Mukeba Kalambayi
- Son of Liselle Kalambayi
- Attended Butler (N.C.) and played football under head coach Brian Hales
- 2012 PrepStar All-American and Dream Team selection
- 2012 USA Today first team All-American
- Selected to 2013 U.S. Army All-American Bowl
- Finalist for 2012 High School Butkus Award
- Two-time AP first-team all-state
- 2012 Charlotte Observer Defensive Player of the Year
- Earned four varsity football letters

TEXANS BIOS

- ✎ Led team to undefeated seasons and 4AA state titles in 2009, 2011 and 2012
- ✎ 101 tackles (13 for loss), 7.0 sacks, three forced fumbles, three fumble recoveries, one pick in 2012
- ✎ Lettered in basketball and track and field
- ✎ Averaged 13 rebounds per game as a center on the basketball

- team
- ✎ All-conference in the 4x100m, shot put and discus
- ✎ All-state in shot put with a personal-best 53.5
- ✎ Born in Raleigh, N.C.
- ✎ Uncle, Khari Joseph, played football at Brown
- ✎ One younger sister, Andrea
- ✎ Family is from Trinidad and Tobago

SINGLE-GAME HIGHS: DEFENSIVE

Total Tackles 3 vs. Miami Dolphins, Oct 25, 2018


Special Teams Tackles

2 vs. Miami Dolphins, Oct 25, 2018

2018 GAME-BY-GAME REGULAR SEASON STATISTICS (TEXANS)

				TACKLES								INTERCEPTIONS					FUMBLES			ST					MISC				
W	DATE	OPPONENT		TK	S	A	SK	YDS	TFL	YDS	QBH	NO	YDS	LG	TD	PD	FF	FR	YDS	TK	S	A	FF	FR	S	A	W/L	SCORE	
01	09/09	at Patriots	P	0	0	0	0.0	0.0	0	0	0	0	0	0	0	0	0	0	0	1	1	0	0	0	0	0	L	20-27	
02	09/16	at Titans	P	0	0	0	0.0	0.0	0	0	0	0	0	0	0	0	0	0	0	0	0	0	0	0	0	0	L	17-20	
03	09/23	GIANTS		INACTIVE																								L	22-27
04	09/30	at Colts	P	0	0	0	0.0	0.0	0	0	0	0	0	0	0	0	0	0	0	1	1	0	0	0	0	0	W	37-34+	
05	10/07	COWBOYS	P	0	0	0	0.0	0.0	0	0	0	0	0	0	0	0	0	0	0	0	0	0	0	0	0	0	W	19-16+	
06	10/14	BILLS	P	0	0	0	0.0	0.0	0	0	0	0	0	0	0	0	0	0	0	1	1	0	0	0	0	0	W	20-13	
07	10/21	at Jaguars	P	0	0	0	0.0	0.0	0	0	0	0	0	0	0	0	0	0	0	0	0	0	0	0	0	0	W	20-7	
08	10/25	DOLPHINS	P	3	0	3	0.0	0.0	0	0	0	0	0	0	0	0	0	0	0	2	1	1	0	0	0	0	W	42-23	
09	11/04	at Broncos	P	0	0	0	0.0	0.0	0	0	0	0	0	0	0	0	0	0	0	0	0	0	0	0	0	0	W	19-17	
11	11/18	at Redskins	P	0	0	0	0.0	0.0	0	0	0	0	0	0	0	0	0	0	0	0	0	0	0	0	0	0	W	23-21	
12	11/26	TITANS	P	2	1	1	0.0	0.0	0	0	0	0	0	0	0	0	0	0	0	1	1	0	0	0	0	0	W	34-17	
13	12/02	BROWNS	P	0	0	0	0.0	0.0	0	0	0	0	0	0	0	0	0	0	0	1	0	1	0	0	0	0	W	29-13	
2018 TOTALS			11-0	5	1	4	0.0	0.0	0	0	0	0	0	0	0	0	0	0	0	7	5	2	0	0	0	0	9-3		

+ - Overtime



SENI0 KELEMETE

GUARD

6-3 | 301 | WASHINGTON

HOMETOWN: SEATTLE, WASH. | AGE: 28

6TH NFL SEASON | 1ST WITH TEXANS | ACQUIRED: UFA-'18 (NO)

2018 GP/GS: 11/11 | CAREER GP/GS (POST): 69/33 (2/1)

TEAMS: ARI '12; NO '14-17; HOU '18



64

TRANSACTIONS: Selected by the Arizona Cardinals with the 16th pick in the fifth round (151st overall) of the 2012 NFL Draft...Waived by the Cardinals on Aug. 30, 2013...Signed to the New Orleans Saints practice squad on Sept. 2, 2013...Released from the Saints practice squad on Sept. 24, 2013...Signed to the Saints practice squad on Sept. 26, 2013...Signed by the Saints on Jan. 14, 2014...Re-signed with the Saints on March 10, 2016...Signed by the Houston Texans as an unrestricted free agent on March 15, 2018.

2018 (Houston 11/11):

- Started at left guard in his Texans debut at New England (9/9) and helped post the second-highest team rushing total (167) in a season opener in franchise history
- Started at left guard and helped record a second-consecutive game with more than 140 team rushing yards at Tennessee (9/16)
- Active, but did not play vs. the N.Y. Giants (9/23)
- Started at left guard and helped the Texans post 466 yards of total offense at Indianapolis (9/30)
- Started at left guard and helped the Texans offense record 462 yards of total offense vs. Dallas (10/7)
- Started at left guard and recorded his first career fumble recovery vs. Buffalo (10/14)
- Helped the Texans rush for 141 yards and started at left guard at Jacksonville (10/21)
- Started at left guard and helped rush for a season-high 188 yards vs. Miami (10/25)
- Started at left guard at Denver (11/4)
- Started at left guard and helped the Texans rush for 139 yards at Washington (11/18)
- Led the way for a franchise-record 281 yards rushing vs. Tennessee (11/26)
- Started at left guard vs. Cleveland (12/2)

2017 (New Orleans 16/8, 2/1):

- Appeared in all 16 games, starting at three different spots on the offensive line
- Was part of an offensive unit that ranked second in the NFL in yards per game, fifth in rushing yards per game and fifth in passing yards per game
- Started at left guard vs. New England (9/17) in Week 2
- Started at right tackle at Carolina (9/24) in Week 3
- Started at right guard vs. Chicago (10/29) in Week 8 and vs. Tampa Bay (11/5) in Week 9
- Played 47 snaps at guard vs. Carolina in the NFC Wild Card Playoff (1/7/18)

- Started at left guard at Minnesota in the NFC Divisional Playoff (1/14/18), playing every offensive snap

2016 (New Orleans 15/9):

- Played in 15 games, starting nine at left guard and left tackle to help pave the way for the NFL's No. 1 offense
- Played at right guard and also on special teams, blocking for an offense that gained 507 total net yards in the season opener vs. Oakland (9/11) in Week 1
- Started at left guard and blocked for an offense that gained 523 total net yards vs. Carolina (10/16) in Week 6
- Started at left guard, blocking for an offense that gained 463 total net yards at Kansas City (10/23) in Week 7

2015 (New Orleans 16/5):

- Appeared in all 16 games (five starts) for the first time in his career
- Made first career start at Carolina (9/27) in Week 3, filling in for Jahri Evans
- Made second consecutive start at right guard vs. Dallas (10/4) and blocked for an offense that gained 438 total net yards
- Started at left guard vs. Atlanta (10/15) in Week 6, blocking for an offense that gained 385 total net yards
- Did not surrender a sack in his first career NFL start at left tackle at Atlanta (1/3/16) and was part of an offensive line that gained 323 net yards passing

2014 (New Orleans 10/0):

- Appeared in 10 games, contributing primarily on special teams

2013 (New Orleans 0/0):

- Spent the majority of the season as a member of the Saints practice squad

2012 (Arizona 1/0):

- Inactive Weeks 1-15
- Made NFL debut as a reserve at right guard at San Francisco (12/30) in Week 17. Recorded first career reception off a deflected pass and gained 10 yards in the second quarter

COLLEGE:

- Played four seasons (2008-11) at the University of Washington in Seattle, Wash.
- Saw action in 46 games and made 41 starts in his career with the Huskies
- Elected team captain as a junior and senior

TEXANS BIOS

- Started 26 consecutive games at left tackle from 2010-11
- Named second-team All-Pac 12 as a senior
- Started 11 of 12 games at right guard as a sophomore in 2009
- Appeared in eight games (four starts) as a defensive tackle as a freshman
- Was only one of nine true freshmen to start a game for the Huskies in 2008

- Led Evergreen High School to a 9-2 record as a senior in 2007
- Honored as the Seamount League's Lineman of the Year on both offense and defense as a senior
- Named to the 3A all-state first team by the Associated Press and to the *Seattle Times* All-State team
- Was also a wrestler and discus thrower at Evergreen High School
- Won the Seamount League discus title in 2007
- Participated in the state wrestling tournament as a junior in 2006

PERSONAL:

SENIO KELEMETE - NFL REGULAR SEASON STATISTICS

DATE	TEAM	GP	GS
2012	Cardinals	1	0
2014	Saints	10	0
2015	Saints	16	5
2016	Saints	15	9
2017	Saints	16	8
2018	Texans	11	11
NFL TOTALS		69	33

SENIO KELEMETE - NFL POSTSEASON STATISTICS

DATE	TEAM	GP	GS
2017	Saints	2	1
NFL TOTALS		2	1


2018 GAME-BY-GAME REGULAR SEASON STATISTICS (TEXANS)

W	DATE	OPPONENT	P/S	W/L	SCORE
01	09/09	at Patriots	S	L	20-27
02	09/16	at Titans	S	L	17-20
03	09/23	GIANTS		L	22-27
04	09/30	at Colts	S	W	37-34+
05	10/07	COWBOYS	S	W	19-16+
06	10/14	BILLS	S	W	20-13
07	10/21	at Jaguars	S	W	20-7
08	10/25	DOLPHINS	S	W	42-23
09	11/04	at Broncos	S	W	19-17
11	11/18	at Redskins	S	W	23-21
12	11/26	TITANS	S	W	34-17
13	12/02	BROWNS	S	W	29-13
2018 TOTALS		11-11		9-3	

+ - Overtime

2017 GAME-BY-GAME POSTSEASON STATISTICS (SAINTS)

W	DATE	OPPONENT	P/S	W/L	SCORE
01	01/07	PANTHERS	P	W	31-26
02	01/14	at Vikings	S	L	24-29
2017 TOTALS		2-1		1-1	



KENDALL LAMM

TACKLE

6-6 | 299 | APPALACHIAN STATE

HOMETOWN: CHARLOTTE, N.C. | AGE: 26

4TH NFL SEASON | 4TH WITH TEXANS | ACQUIRED: CFA-'15

2018 GP/GS: 11/9 | CAREER GP/GS (POST): 51/20 (3/0)

TEAMS: HOU '15-18



74

TRANSACTIONS: Signed by the Houston Texans as a college free agent on May 8, 2015...Waived by the Texans on Oct. 28, 2017...Signed by the Texans on Oct. 31, 2017.

2018 (Houston 11/9):

- ✦ Inactive in Week 1 at New England (9/9)
- ✦ Contributed as an extra offensive lineman and on special teams at Tennessee (9/16)
- ✦ Appeared on special teams vs. the N.Y. Giants (9/23)
- ✦ Started at right tackle and helped the Texans gain 466 yards of total offense at Indianapolis (9/30)
- ✦ Started at right tackle and helped the Texans offense record 462 yards of total offense vs. Dallas (10/7)
- ✦ Started at right tackle vs. Buffalo (10/14)
- ✦ Helped the Texans rush for 141 total yards and started at right tackle at Jacksonville (10/21)
- ✦ Started at right tackle and helped rush for a season-high 188 yards vs. Miami (10/25)
- ✦ Started at right tackle at Denver (11/4)
- ✦ Started at right tackle and helped rush for 139 yards at Washington (11/18)
- ✦ Started at right tackle and led the way for a franchise-record 281 yards rushing vs. Tennessee (11/26)
- ✦ Started at right tackle vs. Cleveland (12/3)

2017 (Houston 10/4):

- ✦ Appeared in 10 games with four starts at tackle
- ✦ Started at left tackle in the season opener vs. Jacksonville (9/10)
- ✦ Appeared in relief duty and on special teams in Weeks 2-3 and Weeks 5-6
- ✦ Started at tackle vs. Indianapolis (11/5)
- ✦ Started his third game of the season and helped pave the way for 134 rushing yards, 357 yards of total offense and the team's sixth game of 30-or-more points on the season vs. Arizona (11/19)
- ✦ Started as a tackle and also appeared on special teams vs. San Francisco (12/10)

2016 (Houston 15/3, 2/0):

- ✦ Saw three snaps of action as a reserve offensive lineman in the season opener vs. Chicago (9/11)
- ✦ Played on special teams in Week 2 vs. Kansas City (9/18)
- ✦ Active but did not play in Week 3 at New England (9/22)
- ✦ Made his first start of the season and fifth of his career vs. Tennessee (10/2) in Week 4
- ✦ Played 17 snaps on offense and contributed on special teams at

Minnesota (10/9) in Week 5

- ✦ Started as an extra tackle and contributed on special teams vs. Indianapolis (10/16) in Week 6 and at Denver (10/24) in Week 7
- ✦ Played as an extra tackle and contributed on special teams in Weeks 8-12
- ✦ Saw spot duty as an extra tackle and at right tackle in addition to special teams in Week 13 at Green Bay (12/4)
- ✦ Played as an extra tackle and contributed on special teams in Weeks 14-17 and vs. Oakland (1/7/17) in the AFC Wild Card round
- ✦ Appeared on special teams at New England (1/14/17) in the AFC Divisional round

2015 (Houston 15/4, 1/0):

- ✦ Played in 15 games, making four starts, in his rookie season. Also saw action in the AFC Wild Card game vs. Kansas City (1/9/16)
- ✦ Made his NFL debut at Carolina (9/20) and played right tackle
- ✦ Played right tackle vs. Tampa Bay (9/27)
- ✦ Made his first career NFL start vs. Indianapolis (10/8)
- ✦ Notched his first career fumble recovery following a fumble by RB Arian Foster in the second quarter at Jacksonville (10/18)
- ✦ Recorded his first career reception for a gain of seven yards in the first quarter at Buffalo (12/6)

COLLEGE:

- ✦ Played four seasons (2011-14) at Appalachian State University in Boone, N.C. after redshirting the 2010 campaign
- ✦ First-team All-Sun Belt Conference honoree in 2014
- ✦ Started all 12 games at left tackle in 2014
- ✦ Recorded 46 knockdowns and allowed only 2.0 sacks over a team-high 817 snaps in 2014
- ✦ Clear-cut leader of an offensive line that allowed only 11.0 sacks all season and rushed for 241.8 yards per game in 2014
- ✦ Named first-team All-Southern Conference by the league's coaches and second-team by the media in 2013 after starting all 12 games at left tackle
- ✦ Compiled 28 knockdowns and was charged with allowing only 1.0 sack all season in 2013
- ✦ Started 11-of-12 games at left tackle in 2012 and was not charged with surrendering a sack nor did he commit a penalty
- ✦ Ranked third among Appalachian State's offensive linemen with 672 total plays on the campaign in 2012
- ✦ Started the first seven games of the season at left tackle as a redshirt freshman in 2011
- ✦ Redshirted in 2010

TEXANS BIOS

PERSONAL:

- ✎ Played at David W. Butler High School in Matthews, N.C. for Head Coach Mike Newsome
- ✎ First-team all-state honoree as a senior
- ✎ Earned all-conference recognition three times and All-Charlotte Observer honors twice
- ✎ Helped lead Butler to a 15-0 record, the school's first state

championship and a No. 2 national ranking according to PrepNation.com in 2009

- ✎ Anchored an offensive line that paved the way for the Bulldogs to average 48.4 points per game as a senior
- ✎ Butler was 49-8 during his prep career
- ✎ Son of Candace Lamm
- ✎ Graduated from Appalachian State in December 2014 with a bachelor's degree in communication-public relations

KENDALL LAMM - NFL REGULAR SEASON STATISTICS

DATE	TEAM	GP	GS
2015	Texans	15	4
2016	Texans	15	3
2017	Texans	10	4
2018	Texans	11	9
NFL TOTALS		51	20

KENDALL LAMM - NFL POSTSEASON STATISTICS

DATE	TEAM	GP	GS
2015	Texans	1	0
2016	Texans	2	0
NFL TOTALS		3	0

2018 GAME-BY-GAME REGULAR SEASON STATISTICS (TEXANS)

W	DATE	OPPONENT	P/S		W/L	SCORE
01	09/09	at Patriots		INACTIVE	L	20-27
02	09/16	at Titans	P		L	17-20
03	09/23	GIANTS	P		L	22-27
04	09/30	at Colts	S		W	37-34+
05	10/07	COWBOYS	S		W	19-16+
06	10/14	BILLS	S		W	20-13
07	10/21	at Jaguars	S		W	20-7
08	10/25	DOLPHINS	S		W	42-23
09	11/04	at Broncos	S		W	19-17
11	11/18	at Redskins	S		W	23-21
12	11/26	TITANS	S		W	34-17
13	12/02	BROWNS	S		W	29-13
2018 TOTALS		11-9			9-3	

+ - Overtime



GREG MANCZ

CENTER/GUARD

6-4 | 302 | TOLEDO

HOMETOWN: CINCINNATI, OHIO | AGE: 26

4TH NFL SEASON | 4TH WITH TEXANS | ACQUIRED: CFA-'15

2018 GP/GS: 12/3 | CAREER GP/GS (POST): 41/26 (2/2)

TEAMS: HOU '15-18



65

TRANSACTIONS: Signed by the Houston Texans as a college free agent on May 8, 2015...Re-signed with the Texans on March 14, 2018.

2018 (Houston 12/3):

- Contributed as a reserve offensive lineman and appeared on special teams at New England (9/9)
- Played on special teams at Tennessee (9/16)
- Started at left guard vs. the N.Y. Giants (9/23)
- Contributed on offense and special teams and helped the Texans post 466 yards of total offense at Indianapolis (9/30)
- Appeared on special teams vs. Dallas (10/7)
- Contributed on special teams vs. Buffalo (10/14)
- Started at right guard and helped the Texans rush for 141 yards at Jacksonville (10/21)
- Helped the Texans record a season-high 188 yards rushing vs. Miami (10/25)
- Contributed on special teams and offense as a reserve offensive lineman at Denver (11/4)
- Appeared as a reserve offensive lineman and helped rush for 139 yards at Washington (11/18)
- Contributed on offense and special teams vs. Tennessee (11/26)
- Served as a reserve offensive lineman and contributed on special teams vs. Cleveland (12/2)

2017 (Houston 10/7):

- Appeared in 10 games with five starts at guard and two at center
- Played at guard in the season opener vs. Jacksonville (9/10)
- Started at right guard at Cincinnati and led a Texans ground attack that put together a 168-yard rushing performance (9/14)
- Paved the way for a 125-yard rushing performance with a 300-yard passer at New England (9/24)
- Played on offense and special teams, helping lead the offense to 500-plus yards of total offense and 38 points at Seattle (10/29)
- Started at right guard and helped pave the way for 384 yards of total offense at Tennessee (12/3)
- Started his second consecutive game at right guard vs. San Francisco (12/10)
- Made his first start at center of the season and led the way for a season-best 176 rushing yards vs. Pittsburgh (12/25)

2016 (Houston 16/16, 2/2):

- Started at center in all 16 regular season games and both postseason contests, making him the only Texans lineman to start every game of the year
- Made his first career start in the season opener and helped pave the way for RB Lamar Miller's 106-yard rushing performance vs.

Chicago (9/11)

- Helped block for 100-yard rushing performances by RB Lamar Miller vs. Chicago (9/11) in Week 1, vs. Indianapolis (10/16) in Week 6 and at Oakland (11/21) in Week 11
- Contributed to a Texans ground attack that put together a season-high 181 rushing yards at Jacksonville (11/13) in Week 10
- Helped RB Lamar Miller rush for 107 yards and a touchdown at Indianapolis (12/11) in Week 14

2015 (Houston 3/0, 0/0):

- Played in three regular season games in his rookie season
- Made his NFL debut in the season opener vs. Kansas City (9/13)
- Came in to play left guard at Carolina (9/20)
- Played in his final game of the season in Week 3 vs. Tampa Bay (9/27)
- Inactive in Weeks 4-8
- Placed on the Reserve/Injured list on Nov. 3

COLLEGE:

- Played four seasons (2011-14) at the University of Toledo (Ohio)
- Named second-team All-America by the Football Writers Association of America (FWAA)
- Only player from Mid-American Conference to make the FWAA All-American team
- First Rocket to earn All-American honors since Eric Page was named honorable mention by Sports Illustrated in 2011
- First Toledo offensive lineman to make either first- or second-team All-America on one of the five major All-America teams since Dan Bukovich made the Associated Press first-team in 1938
- Won the Vern Smith Leadership Award, given annually to the best player in the Mid-American Conference
- First offensive lineman to win the award in its 33-year history
- First-team All-MAC selection and leader of offensive line that powered Rocket offense that ranks No. 1 in MAC in scoring, total offense and rushing offense in 2014
- Maintained a string of 47 consecutive starts
- One of 12 finalists nationally for the Wuerffel Trophy (community service)
- Also a candidate for the Rimington Trophy (center), Rotary Lombardo Award (lineman), Campbell Trophy (academics) and All State Good Works Award (community service)

PERSONAL:

- Parents are Mary Beth Fehring and the late Brian Mancz

TEXANS BIOS

- ✦ Toledo Student-Athlete Advisory Council (SAAC) president in 2013-14
- ✦ Member of the Toledo Football Team Leadership Council that organizes volunteer community service activities 2010-14

- ✦ Member of the Toledo Football Leadership Board that makes all team decisions on discipline and practice adjustments 2012-14
- ✦ Vice President for Athletes in Action at Toledo for 2013-14
- ✦ Board for Fellowship of Christian Athletes 2013-14
- ✦ Graduated with a degree in finance

GREG MANCZ - NFL REGULAR SEASON STATISTICS

DATE TEAM GP GS

2015	Texans	3	0
2016	Texans	16	16
2017	Texans	10	7
2018	Texans	12	3

NFL TOTALS 41 26

GREG MANCZ - NFL POSTSEASON STATISTICS

DATE TEAM GP GS

2016	Texans	2	2
------	--------	---	---

NFL TOTALS 2 2

2018 GAME-BY-GAME REGULAR SEASON STATISTICS (TEXANS)

W	DATE	OPPONENT	P/S	W/L	SCORE
01	09/09	at Patriots	P	L	20-27
02	09/16	at Titans	P	L	17-20
03	09/23	GIANTS	S	L	22-27
04	09/30	at Colts	P	W	37-34+
05	10/07	COWBOYS	P	W	19-16+
06	10/14	BILLS	P	W	20-13
07	10/21	at Jaguars	S	W	20-7
08	10/25	DOLPHINS	S	W	42-23
09	11/04	at Broncos	P	W	19-17
11	11/18	at Redskins	P	W	23-21
12	11/26	TITANS	P	W	34-17
13	12/02	BROWNS	P	W	29-13
2018 TOTALS			12-3	9-3	

+ - Overtime



NICK MARTIN

CENTER

6-4 | 295 | NOTRE DAME

HOMETOWN: INDIANAPOLIS, IND. | AGE: 25

3RD NFL SEASON | 3RD WITH TEXANS | ACQUIRED: D2-'16

2018 GP/GS: 12/12 | CAREER GP/GS: 26/26

TEAMS: HOU '16-'18



66

TRANSACTIONS: Selected by the Houston Texans with the 19th pick in the second round (50th overall) of the 2016 NFL Draft.

2018 (Houston 12/12):

- Started at center and helped post the second-highest team rushing total (167) in a season opener in franchise history at New England (9/9)
- Started at center and helped record a second-consecutive game with more than 140 team rushing yards at Tennessee (9/16)
- Started at center vs. the N.Y. Giants (9/23)
- Started at center and helped the Texans gain 466 yards of total offense at Indianapolis (9/30)
- Started at center and helped the Texans offense record 462 yards of total offense vs. Dallas (10/7)
- Started at center and recorded his third career tackle vs. Buffalo (10/14)
- Helped the Texans rush for 141 yards and started at center at Jacksonville (10/21)
- Started at center and helped the Texans rush for a season-high 188 yards vs. Miami (10/25)
- Started at center at Denver (11/4)
- Started at center and helped the Texans rush for 139 yards at Washington (11/18)
- Started at center and led the way to a franchise-record 281 yards rushing vs. Tennessee (11/26)
- Started at center vs. Cleveland (12/2)

2017 (Houston 14/14):

- Started in his NFL debut vs. Jacksonville (9/10)
- Started at center and helped lead the team to a 168-yard rushing performance at Cincinnati (9/14)
- Paved the way for a 125-yard rushing performance with a 300-yard passer at New England (9/24)
- Started vs. Tennessee (10/1) and paved the way for a 173-yard rushing performance, 445 yards of total offense, six offensive touchdowns and a franchise-record 57 points
- Started and helped block for a 144-yard rushing performance and five offensive touchdowns vs. Kansas City (10/8)
- Paved the way for 340 net yards of offense and helped the Texans score 30-plus points for a franchise-record fourth straight game vs. Cleveland (10/15)
- Played every snap at center and helped produce 500-plus yards of offense and 38 points at Seattle (10/29)
- Started his eighth consecutive game vs. Indianapolis (11/5)
- Started at center and paved the way for 134 rushing yards, 357 yards of total offense and the team's sixth game of 30-or-more

points vs. Arizona (11/19)

- Helped the offense compile 384 total yards at Tennessee (12/3)
- Started at center vs. San Francisco (12/10)
- Placed on the Reserve/Injured list on Dec. 19

2016 (Houston 0/0, 0/0):

- Placed on the Reserve/Injured list on Aug. 30

COLLEGE:

- Played four seasons (2012-15) at the University of Notre Dame in South Bend, Ind. after redshirting the 2011 season
- Saw action in 50 games and made 37 starts in his career with the Fighting Irish
- Named to the Rimington Trophy Watch List (2014-15) and the Lombardi Award Watch List (2014), and served as a team captain his final two seasons
- Started 26 consecutive games from 2014-15
- As a senior in 2015, helped establish a running game that rushed for 207.6 yards per game, the highest average for Notre Dame since 1998
- Played the final 10 games of the 2014 campaign at left guard, marking his first start at any other position than center
- Part of a Fighting Irish offensive line that yielded just 8.0 sacks and ranked second in the Football Bowl Subdivision in fewest sacks allowed in 2013

PERSONAL:

- First-team Indiana all-state pick on Associated Press Class 3A team as offensive lineman
- Named to Indiana Football Coaches Association Top 50 All-State team as one of 10 offensive linemen
- Named to the 2010 Super Team by the Indianapolis Star
- Second-team offensive lineman on U.S. Air Force Medium Schools Prep All-America squad
- Helped fourth-ranked Bishop Chatard High School in Indianapolis to 2010 Indiana Class 3A state title with 28-14 win over South Bend St. Joseph's in state title contest that marked Chatard's record 10th state title
- Chatard ended season with 11-4 record and 10 straight wins after early three-game losing streak
- Helped team to No. 3 state ranking in IFCA final regular-season poll for 2010
- Starter on both offensive and defensive lines
- Rated second-best Class 3A defensive player in Indianapolis area in preseason listings by the Indianapolis Star
- Helped Chatard to 12-2 mark as a junior in 2009 before losing to

TEXANS BIOS

- Evansville Memorial in Indiana state playoff semi-state round
- Father, Keith, played football at Kentucky and was 1982 Academic All-Southeastern Conference pick as team's top defensive tackle while also earning NCAA Postgraduate Scholarship in 1983
- Played for coach Vincent Lorenzano at Bishop Chatard High School

- Son of Pam and Keith Martin
- Brother, Zack, is a three-time All-Pro selection and two-time Pro Bowler as the starting right guard for the Dallas Cowboys after being a first-round pick in the 2014 NFL Draft
- Graduated May 2015, with a degree in management consulting from the Mendoza College of Business

NICK MARTIN - NFL REGULAR SEASON STATISTICS

DATE	TEAM	GP	GS
2016	Texans	0	0
2017	Texans	14	14
2018	Texans	12	12
NFL TOTALS		26	26

2018 GAME-BY-GAME REGULAR SEASON STATISTICS (TEXANS)

W	DATE	OPPONENT	P/S	W/L	SCORE
01	09/09	at Patriots	S	L	20-27
02	09/16	at Titans	S	L	17-20
03	09/23	GIANTS	S	L	22-27
04	09/30	at Colts	S	W	37-34+
05	10/07	COWBOYS	S	W	19-16+
06	10/14	BILLS	S	W	20-13
07	10/21	at Jaguars	S	W	20-7
08	10/25	DOLPHINS	S	W	42-23
09	11/04	at Broncos	S	W	19-17
11	11/18	at Redskins	S	W	23-21
12	11/26	TITANS	S	W	34-17
13	12/02	BROWNS	S	W	29-13
2018 TOTALS			12-12	9-3	

+ - Overtime



TYRANN MATHIEU

SAFETY

5-9 | 190 | LSU

HOMETOWN: NEW ORLEANS, LA. | AGE: 26

6TH NFL SEASON | 1ST WITH TEXANS | ACQUIRED: FA-'18

2018 GP/GS: 12/12 | CAREER GP/GS (POST): 78/69 (1/0)

TEAMS: ARI '13-17; HOU '18



32

TRANSACTIONS: Selected by the Arizona Cardinals with the seventh pick in the third round (69th overall) of the 2013 NFL Draft...Re-signed with the Cardinals on Aug. 2, 2016...Waived by the Cardinals on March 14, 2018...Signed by the Houston Texans on March 16, 2018.

2018 (Houston 12/12):

- Intercepted Patriots QB Tom Brady and recovered Patriots TE Rob Gronkowski's fumble in his Texans debut at New England (9/9). Became the first Texans player to record five total tackles, one interception and one fumble recovery in a single game since S Troy Nolan in Week 17 of the 2010 season
- Notched two total tackles at Tennessee (9/16)
- Tallied a team-high nine total tackles (seven solo) and one pass defended vs. the N.Y. Giants (9/23)
- Finished tied for second on the team with seven total tackles (seven solo) and recorded one pass defended at Indianapolis (9/30)
- Tied for second on the team with eight total tackles (six solo) and one tackle for loss vs. Dallas (10/7)
- Finished with three total tackles (three solo) and one pass defended vs. Buffalo (10/14)
- Recorded five total tackles (four solo), 1.0 sack, one interception, one quarterback hit, one tackle for loss and one pass defended at Jacksonville (10/21). Became the fastest active defensive back in the NFL to record 30 career tackles for loss and became the first Texans player to record five total tackles, 1.0 sack and one interception in a game since ILB Dylan Cole in Week 4 of the 2017 season vs. Tennessee
- Notched seven total tackles (six solo), 1.0 sack, one quarterback hit and one tackle for loss vs. Miami (10/25). Recorded back-to-back games with 1.0 sack for the first time in his career and joined Chargers S Derwin James as the only defensive backs in the NFL to do so in the 2018 season
- Recorded six total tackles (six solo) at Denver (11/4)
- Finished with a team-high nine total tackles (eight solo), 1.0 sack and one quarterback hit at Washington (11/18). Tied Dunta Robinson (3.0 in 2004) for the most sacks in a single season by a defensive back in franchise history
- Tallied five total tackles (three solo) vs. Tennessee (11/26)
- Registered a team-high six total tackles (five solo) and one pass defended vs. Cleveland (12/2)

2017 (Arizona 16/16):

- Recorded 74 total tackles (66 solo), two interceptions, seven passes defended, one forced fumble and 1.0 sack
- Compiled three solo tackles, one interception, one tackle for loss

and two passes defended at Indianapolis (9/17) in a Week 2 overtime win

- Matched a career-high with 11 solo tackles vs. San Francisco (10/1) in a Week 4 overtime win

2016 (Arizona 10/10):

- Elected defensive team captain by teammates
- Recorded 36 total tackles, three tackles for loss, 1.0 sack, one interception, three passes defended and a forced fumble in 10 games (10 starts)
- Missed Weeks 10-11, 13-14 due to injury before being placed on injured reserve in Week 16
- Returned from an ACL injury suffered in Week 15 in 2015 and had seven solo tackles, including one for loss, in season opener vs. New England (9/11)
- Forced a fumble in the fourth quarter and had four solo tackles at Buffalo (9/25) in Week 3
- Led team with six solo tackles and recorded first interception of the season in fourth quarter vs. the New York Jets (10/17) in Week 6
- Placed on injured reserve on Dec. 23

2015 (Arizona 14/14):

- Earned first-team AP All-Pro and PFWA All-NFL honors
- Named to first career Pro Bowl
- Tied for the team lead with a career-high five interceptions
- Led the team in passes defended (17)
- Recorded a career-high 89 total tackles (80 solo), 11 tackles for loss, 1.0 sack, one forced fumble and his first career defensive touchdown in 14 games played
- Intercepted QB Colin Kaepernick twice, returning one 33 yards for a touchdown vs. San Francisco (9/27) in Week 3, adding five solo tackles, one tackle for loss and a team-leading two passes defended. Named NFC Defensive Player of the Week for the first time in his career
- Awarded NFC Defensive Player of the Month for November, his first career Player of the Month honor

2014 (Arizona 13/6, 1/0):

- Recorded 38 total tackles (35 solo), four passes defended, two tackles for loss, an interception and a fumble recovery in 13 games played (six starts)
- Compiled six solo tackles in just 15 snaps on defense vs. San Francisco (9/21) in Week 3
- Amassed four solo tackles, one pass defended and a fumble recovery in his first start of the season vs. Washington (10/12) in

TEXANS BIOS

Week 6

- Recorded one solo tackle in his postseason debut in the AFC Wild Card Playoff at Carolina (1/3/15)

2013 (Arizona 13/11):

- Compiled 67 total tackles (64 solo), nine passes defended, six tackles for loss, two interceptions, a forced fumble and 1.0 sack in 13 games played (11 starts)
- One of three rookies in the NFL to have at least two interceptions, 1.0 sack and one forced fumble
- Named NFL Defensive Rookie of the Month for October
- Led all Cardinals defensive backs with five solo tackles in his NFL debut at St. Louis (9/8) in Week 1. Also forced a fumble in the first quarter to save a touchdown

COLLEGE:

- Played two seasons (2010-11) at Louisiana State University in Baton Rouge, La.
- Appeared in 26 career games with the Tigers and started 14 contests, registering 133 tackles (93 solo) with 16 tackles for loss, 16 pass breakups, 11 forced fumbles, eight fumble recoveries, four interceptions, 4.0 sacks and two defensive touchdowns
- His 11 forced fumbles is the most in program history by a wide margin and is tied for the most in SEC history

- Averaged 15.6 yards per punt return as a sophomore in 2011, including two returns for touchdowns
- As a sophomore, earned 2011 National Defensive Player of the Year honors, was a unanimous first-team All-American and recipient of the Bednarik Award
- Became the first defensive back to be invited to the Heisman Trophy ceremony in New York since Charles Woodson of Michigan in 1997
- Finished fifth in the 2011 Heisman Trophy voting with 327 total points and 34 first-place votes
- Made a \$1 million donation to LSU for the Football Operations Center nicknamed "Honey Badger" and to establish a scholarship at the university
- Majored in sports administration

PERSONAL:

- Son of Tyrone and Sheila Mathieu
- Has four siblings, Tyrone, Devon, Corey and Kerry
- Coached by David Johnson at St. Augustine High School
- Named to the *New Orleans Times-Picayune* 2010 Blue-Chip List, the *Baton Rouge Advocate* Super Dozen and the *Mobile Press Register* Super Southeast 120
- Recorded 32 total tackles, five interceptions, 1.0 sack and one fumble recovery as a senior in 2009

TYRANN MATHIEU - NFL REGULAR SEASON STATISTICS

DATE	TEAM	GP	GS	TK	S	A	TACKLES				QBH	NO	INTERCEPTIONS				FUMBLES				ST				MISC	
							TFL	YDS	SK	YDS			YDS	LG	TD	PD	FF	FR	YDS	TK	S	A	FF	FR	S	A
2013	Cardinals	13	11	67	64	3	6	19	1.0	10.0	3	2	7	7	0	9	1	0	0	1	1	0	0	0	0	0
2014	Cardinals	13	6	38	35	3	2	5	0.0	0.0	4	1	9	9	0	4	0	1	9	0	0	0	0	0	0	0
2015	Cardinals	14	14	89	80	9	11	26	1.0	9.0	3	5	92	33t	1	17	1	0	0	0	0	0	0	0	0	0
2016	Cardinals	10	10	35	33	2	3	17	1.0	11.0	1	1	9	5	0	4	1	0	0	0	0	0	0	0	0	0
2017	Cardinals	16	16	74	66	8	6	14	1.0	3.0	4	2	16	15	0	7	1	0	0	4	4	0	0	0	0	0
2018	Texans	12	12	72	60	12	4	24	3.0	20.0	3	2	6	6	0	6	0	1	10	0	0	0	0	0	0	0
NFL TOTALS		78	69	375	338	37	32	105	7.0	53.0	18	13	139	33t	1	47	4	2	19	5	5	0	0	0	0	0

TYRANN MATHIEU - NFL POSTSEASON STATISTICS

DATE	TEAM	GP	GS	TK	S	A	TACKLES				QBH	NO	INTERCEPTIONS				FUMBLES				ST				MISC	
							TFL	YDS	SK	YDS			YDS	LG	TD	PD	FF	FR	YDS	TK	S	A	FF	FR	S	A
2014	Cardinals	1	0	1	1	0	0	0	0.0	0.0	0	0	0	0	0	0	0	0	0	0	0	0	0	0	0	0
NFL TOTALS		1	0	1	1	0	0	0	0.0	0.0	0	0	0	0	0	0	0	0	0	0	0	0	0	0	0	0

SINGLE-GAME HIGHS: DEFENSIVE

Total Tackles 13 at San Francisco 49ers, Nov 29, 2015
Sacks 1.0 at Washington Redskins, Nov 18, 2018
 ...6 more at 1.0.
Passes Defended 3 vs. Jacksonville Jaguars, Nov 26, 2017
 ...2 more at 3.
Forced Fumbles 1 at San Francisco 49ers, Nov 05, 2017
 ...3 more at 1.
Fumble Recoveries 1 at New England Patriots, Sep 09, 2018
 ...1 more at 1.

Tackles For Loss 3 vs. Baltimore Ravens, Oct 26, 2015
Interceptions 2 vs. San Francisco 49ers, Sep 27, 2015
Interception Return Yards 50 vs. San Francisco 49ers, Sep 27, 2015
Special Teams Tackles 1 at Seattle Seahawks, Dec 31, 2017
 ...4 more at 1.

SINGLE-GAME HIGHS - POSTSEASON: DEFENSIVE

Total Tackles 1 at Carolina Panthers, Jan 03, 2015

TEXANS BIOS

2018 GAME-BY-GAME REGULAR SEASON STATISTICS (TEXANS)

				TACKLES							INTERCEPTIONS						FUMBLES			ST					MISC				
W	DATE	OPPONENT		TK	S	A	SK	YDS	TFL	YDS	QBH	NO	YDS	LG	TD	PD	FF	FR	YDS	TK	S	A	FF	FR	S	A	W/L	SCORE	
01	09/09	at Patriots	S	5	3	2	0.0	0.0	0	0	0	1	0	0	0	1	0	1	1	0	0	0	0	0	0	0	0	L	20-27
02	09/16	at Titans	S	2	2	0	0.0	0.0	0	0	0	0	0	0	0	0	0	0	0	0	0	0	0	0	0	0	L	17-20	
03	09/23	GIANTS	S	9	7	2	0.0	0.0	0	0	0	0	0	0	0	1	0	0	0	0	0	0	0	0	0	0	L	22-27	
04	09/30	at Colts	S	7	7	0	0.0	0.0	0	0	0	0	0	0	0	1	0	0	0	0	0	0	0	0	0	0	W	37-34+	
05	10/07	COWBOYS	S	8	6	2	0.0	0.0	1	4	0	0	0	0	0	0	0	0	0	0	0	0	0	0	0	0	W	19-16+	
06	10/14	BILLS	S	3	3	0	0.0	0.0	0	0	0	0	0	0	0	1	0	0	0	0	0	0	0	0	0	0	W	20-13	
07	10/21	at Jaguars	S	5	4	1	1.0	4.0	1	4	1	1	6	6	0	1	0	0	0	0	0	0	0	0	0	0	W	20-7	
08	10/25	DOLPHINS	S	7	6	1	1.0	9.0	1	9	1	0	0	0	0	0	0	0	0	0	0	0	0	0	0	0	W	42-23	
09	11/04	at Broncos	S	6	6	0	0.0	0.0	0	0	0	0	0	0	0	0	0	0	0	0	0	0	0	0	0	0	W	19-17	
11	11/18	at Redskins	S	9	8	1	1.0	7.0	1	7	1	0	0	0	0	0	0	0	0	0	0	0	0	0	0	0	W	23-21	
12	11/26	TITANS	S	5	3	2	0.0	0.0	0	0	0	0	0	0	0	0	0	0	0	0	0	0	0	0	0	0	W	34-17	
13	12/02	BROWNS	S	6	5	1	0.0	0.0	0	0	0	0	0	0	0	1	0	0	9	0	0	0	0	0	0	0	W	29-13	
2018 TOTALS				12-12	72	60	12	3.0	20.0	4	24	3	2	6	6	0	6	0	1	10	0	0	0	0	0	0	0	9-3	

+ - Overtime



BENARDRICK MCKINNEY

INSIDE LINEBACKER

6-4 | 257 | MISSISSIPPI STATE

HOMETOWN: TUNICA, MISS. | AGE: 26

4TH NFL SEASON | 4TH WITH TEXANS | ACQUIRED: 02-'15

2018 GP/GS: 12/12 | CAREER GP/GS (POST): 58/55 (3/3)

TEAMS: HOU '15-18



55

TRANSACTIONS: Selected by the Houston Texans with the 11th pick in the second round (43rd overall) of the 2015 NFL Draft...Signed a contract extension with the Texans on June 14, 2018.

HONORS:

- Associated Press Second-Team All-Pro (2016)

2018 (Houston 12/12):

- Recorded seven total tackles (five solo) at New England (9/9)
- Tallied five total tackles (one solo) at Tennessee (9/16)
- Notched seven total tackles (three solo) and one tackle for loss vs. the N.Y. Giants (9/23). Passed Brooks Reed (25) for the ninth-most career tackles for loss in team history
- Registered five solo stops at Indianapolis (9/30)
- Finished tied for second on the team with eight total tackles (six solo), 0.5 sack, one tackle for loss and one quarterback hit vs. Dallas (10/7). Split a five-yard sack of Cowboys QB Dak Prescott with DE/OLB Jadeveon Clowney to force 4th down late in the third quarter
- Tallied 11 total tackles (six solo), 1.0 sack, two quarterback hits and one tackle for loss vs. Buffalo (10/14). Notched 11 total tackles and 1.0 sack in a game for the fourth time in his career, which passes DeMeco Ryans and Jamie Sharper (three) for the most games with at least 11 total tackles and 1.0 sack in franchise history
- Finished with seven total tackles (six solo) and one quarterback hit at Jacksonville (10/21)
- Notched seven total tackles (six solo) and a career-high two passes defended vs. Miami (10/25)
- Tallied seven total tackles (four solo) at Denver (11/4)
- Finished with five total tackles (four solo) and one forced fumble at Washington (11/18)
- Recorded a team-high 10 total tackles (six solo) and one tackle for loss vs. Tennessee (11/26)
- Registered four total tackles (two solo) vs. Cleveland (12/2)

2017 (Houston 16/16):

- Compiled a team-leading 95 total tackles (62 solo) along with 3.0 sacks, eight quarterback hits, a single-season career-high 10 tackles for loss, one forced fumble and one pass defended while starting all 16 games
- Finished sixth in the league in total tackles among all players with 3.0-or-more sacks in 2017
- Registered a team-high 11 combined tackles in the season opener vs. Jacksonville (9/10)
- Recorded career-highs with 2.0 sacks and three tackles for loss

- while adding six total tackles at Cincinnati (9/14)
- Made five total tackles with one quarterback hit at New England (9/24)
- Started and made six total tackles and two tackles for loss vs. Kansas City (10/8)
- Made a game-high seven solo tackles and finished with a team-high eight total tackles vs. Cleveland (10/15)
- Produced three total tackles, one quarterback hit and notched his first pass defended of the season at the Los Angeles Rams (11/12)
- Finished with a team-high nine total tackles vs. Arizona (11/19)
- Notched five total tackles on the day to pass C.C. Brown (251) for the 11th-most tackles in team history and produced his ninth tackle for loss on the season to establish a career high at Baltimore (11/27)
- Tallied seven total tackles, one tackle for loss and his third sack of the season at Tennessee (12/3)

2016 (Houston 16/16, 2/2):

- The only player in the NFL in 2016 and the second player in franchise history (Jamie Sharper in 2002) with at least 100 tackles and 5.0 sacks
- Finished 11th in the NFL in total tackles with 129
- Became the seventh player in franchise history to record a 100-tackle season
- Passed DeMeco Ryans (127 in 2007) for the eighth-most total tackles in a single season in Texans history
- Led the team in tackles and ranked third in sacks
- Set single-season career highs in tackles (129), quarterback hits (11), sacks (5.0), passes defended (two) and forced fumbles (one)
- His 69 total tackles through Week 7 were the most through the first seven games of a season in franchise history
- Led the team in total tackles in Weeks 2-7 and 11
- Tied for second on the team with five total tackles (two solo) and added a career-high two quarterback hits in the season opener vs. Chicago (9/11)
- Led the team with a season-high eight tackles to go along with 1.0 sack vs. Kansas City (9/18)
- Posted a single-game career-high 16 total tackles at New England (9/22) in Week 3, which marked the highest single-game total by a Texan since ILB Brian Cushing (17) in 2014
- Also notched 1.0 sack at New England (9/22), giving him a new single-season career high
- Led the team in total tackles for the third straight week with nine total (six solo) and forced a fumble vs. Tennessee (10/2) in Week

4

- ✦ Led the team with 10 tackles (five solo), marking his second 10-tackle game of the year, at Minnesota (10/9) in Week 5
- ✦ Collected a team-high 12 total tackles (seven solo), 1.0 sack and two quarterback hits vs. Indianapolis (10/16) in Week 6
- ✦ Finished second on the team with nine tackles (seven solo) at Denver (10/24) in Week 7
- ✦ Tied for the team lead with seven total tackles (six solo) and recorded two tackles for loss at Jacksonville (11/13) in Week 10
- ✦ Posted a team-high eight tackles (all solo) and notched one tackle for loss at Oakland (11/21) in Week 11
- ✦ Notched his fourth 10-tackle game of the season with 12 total tackles (eight solo) to go along with 1.0 sack and two quarterback hits vs. San Diego (11/27) in Week 12
- ✦ Tied for the team lead with eight total tackles (five solo), adding one pass defended and one quarterback hit, at Indianapolis (12/11) in Week 14
- ✦ Led the team with seven total tackles (four solo), to go along with 1.0 sack of Jaguars QB Blake Bortles and two quarterback hits vs. Jacksonville (12/18) in Week 15
- ✦ Tied for second on the team with seven total tackles, including five solo stops, vs. Cincinnati (12/24) in Week 16
- ✦ Made seven total tackles (three solo) vs. Oakland (1/7/17) in the AFC Wild Card round
- ✦ Posted the first two postseason passes defended of his career at New England (1/14/17) in the AFC Divisional round

2015 (Houston 14/11, 1/1):

- ✦ Made one special teams tackle in his NFL debut vs. Kansas City (9/13)
- ✦ Tallied the first two tackles, including one for loss, of his career at Carolina (9/20)
- ✦ Made his first NFL start vs. Tampa Bay (9/27). Recorded two tackles (one solo) and one special teams tackle (9/27)
- ✦ Finished second on the team with seven total tackles (six solo) vs. Indianapolis (10/8)
- ✦ Inactive in Weeks 7-8
- ✦ Led the team with nine total tackles (six solo), including one for loss at Cincinnati
- ✦ Tied for third on the team with eight total tackles, including four solo stops, vs. New England (12/13)
- ✦ His tackle total was his second-highest single-game output of the season (12/13)
- ✦ Tied for the team lead with seven total tackles (three solo), including two for loss and 1.0 sack at Indianapolis (12/20)
- ✦ Picked up his first career sack when he brought down Colts QB Matt Hasselbeck for an 11-yard loss in the third quarter at Indianapolis (12/20). The sack pinned the Colts at their own one-yard line and forced a punt
- ✦ Finished second on the team with nine total tackles, including

- four solo stops in Wild Card Game vs. Kansas City (1/9/16)
- ✦ Posted the second-most tackles by a rookie in a Texans postseason game (1/9/16)

COLLEGE:

- ✦ Played three seasons (2012-14) at Mississippi State University in Starkville, Miss. after redshirting the 2011 campaign
- ✦ One of the all-time great linebackers in school history, becoming the program's first first-team All-America linebacker since 1999
- ✦ Mississippi State's top tackler in his final two seasons
- ✦ Played in 39 games with 36 starts in three seasons with the Bulldogs
- ✦ Recorded 244 total tackles, 19.5 tackles for loss, 7.5 sacks, seven passes defended and six fumble recoveries
- ✦ First-team All-America honors in 2014 from the Football Writers Association, ESPN, Phil Steele and Sports Illustrated
- ✦ Started all 13 games at middle linebacker and for the second straight year in 2014, was the Bulldogs' top tackler recording 71 with eight tackles for loss, 3.0 sacks, four passes defended, three fumble recoveries and one forced fumble
- ✦ Named to College Football News' All-Sophomore squad in 2013 when he racked up a team-best 71 total tackles, which ranked fourth among all sophomores in the SEC, and tied for the team lead in tackles for loss with 7.0 and sacks with 3.5
- ✦ Named a First-Team Freshman All-American by CBSSports.com, FoxSportsNext, Phil Steele and CollegeFootballNews.com in 2012
- ✦ Led all SEC freshmen and tied for second among freshman in the FBS with 102 total tackles in 2012, which also ranked sixth overall in the SEC, while playing in all 13 games (10 starts)
- ✦ Earned All-SEC Freshman honors by the SEC coaches and ESPN.com in 2012 when he totaled 4.5 tackles for loss, a sack, four pass breakups and a fumble recovery
- ✦ Sat out his first season as a redshirt freshman in 2011

PERSONAL:

- ✦ Attended Rosa Fort High School in Tunica, Miss.
- ✦ A top defensive prospect in the state of Mississippi and was the first Rosa Fort player to sign with an SEC program since 2001
- ✦ Led the RFHS Lions to a 3-3 finish in Region 2 play and a first-round playoff appearance in the Class 4A state playoffs
- ✦ Selected by the state's high school coaches to the North/South All-Star Game as a linebacker
- ✦ Started at quarterback for Rosa Fort during senior season and accounted for 2,036 total yards of offense and 22 touchdowns with 1,334 passing and 702 yards on the ground
- ✦ Credited with 66 total tackles from linebacker spot
- ✦ Threw for 530 yards with five touchdowns as a junior
- ✦ Started for the Rosa Fort basketball team

BENARDRICK MCKINNEY - NFL REGULAR SEASON STATISTICS

DATE	TEAM	GP	GS	TK	S	A	TACKLES				QBH	NO	INTERCEPTIONS				FUMBLES				ST		MISC			
							TFL	YDS	SK	YDS			YDS	LG	TD	PD	FF	FR	YDS	TK	S	A	FF	FR	S	A
2015	Texans	14	11	58	35	23	7	22	1.0	11.0	2	0	0	0	0	0	0	0	0	5	2	3	0	0	0	0
2016	Texans	16	16	129	79	50	8	34	5.0	31.0	11	0	0	0	0	2	1	0	0	0	0	0	0	0	0	0
2017	Texans	16	16	95	62	33	10	26	3.0	8.0	8	0	0	0	0	1	1	0	0	0	0	0	0	0	0	0
2018	Texans	12	12	84	53	31	4	16	1.5	7.5	4	0	0	0	0	2	1	0	0	0	0	0	0	0	0	0
NFL TOTALS		58	55	366	229	137	29	98	10.5	57.5	25	0	0	0	0	5	3	0	0	5	2	3	0	0	0	0

TEXANS BIOS

BENARDRICK MCKINNEY - NFL POSTSEASON STATISTICS

SEASONAL RECORD - 1970-1971 SEASON STATISTICS																												
DATE	TEAM	GP	GS	TK	S	A	TACKLES				INTERCEPTIONS				FUMBLES				ST				MISC					
							TFL	YDS	SK	YDS	QBH	NO	YDS	LG	TD	PD	FF	FR	YDS	TK	S	A	FF	FR	S	A		
2015	Texans	1	1	9	4	5	0	0	0.0	0.0	0	0	0	0	0	0	0	0	0	0	0	0	0	0	0	0	0	0
2016	Texans	2	2	12	6	6	0	0	0.0	0.0	0	0	0	0	2	0	0	0	0	0	0	0	0	0	0	0	0	0
NFL TOTALS		3	3	21	10	11	0	0	0.0	0.0	0	0	0	0	2	0	0	0	0	0	0	0	0	0	0	0	0	0

SINGLE-GAME HIGHS: DEFENSIVE

Total Tackles 16 at New England Patriots, Sep 22, 2016

Sacks 2.0 at Cincinnati Bengals, Sep 14, 2017

Passes Defensed 2 vs. Miami Dolphins, Oct 25, 2018

Forced Fumbles

1 at Washington Redskins, Nov 18, 2018

...2 more at 1.

Tackles For Loss

3 at Cincinnati Bengals, Sep 14, 2017

Special Teams Tackles

2 vs. New England Patriots, Dec 13, 2015

...1 more at 2.

SINGLE-GAME HIGHS - POSTSEASON: DEFENSIVE

Total Tackles 9 vs. Kansas City Chiefs, Jan 09, 2016


Passes Defensed

2 at New England Patriots, Jan 14, 2017

2018 GAME-BY-GAME REGULAR SEASON STATISTICS (TEXANS)

				TACKLES							INTERCEPTIONS					FUMBLES				ST					MISC			
W	DATE	OPPONENT	TK	S	A	SK	YDS	TFL	YDS	QBH	NO	YDS	LG	TD	PD	FF	FR	YDS	TK	S	A	FF	FR	S	A	W/L	SCORE	
01	09/09	at Patriots	S	7	5	2	0.0	0.0	0	0	0	0	0	0	0	0	0	0	0	0	0	0	0	0	0	L	20-27	
02	09/16	at Titans	S	6	1	5	0.0	0.0	0	0	0	0	0	0	0	0	0	0	0	0	0	0	0	0	0	L	17-20	
03	09/23	GIANTS	S	7	3	4	0.0	0.0	1	2	0	0	0	0	0	0	0	0	0	0	0	0	0	0	0	L	22-27	
04	09/30	at Colts	S	5	5	0	0.0	0.0	0	0	0	0	0	0	0	0	0	0	0	0	0	0	0	0	0	W	37-34+	
05	10/07	COWBOYS	S	8	7	1	0.5	2.5	1	1	1	0	0	0	0	0	0	0	0	0	0	0	0	0	0	W	19-16+	
06	10/14	BILLS	S	11	6	5	1.0	5.0	1	5	2	0	0	0	0	0	0	0	0	0	0	0	0	0	0	W	20-13	
07	10/21	at Jaguars	S	7	6	1	0.0	0.0	0	0	1	0	0	0	0	0	0	0	0	0	0	0	0	0	0	W	20-7	
08	10/25	DOLPHINS	S	7	6	1	0.0	0.0	0	0	0	0	0	0	2	0	0	0	0	0	0	0	0	0	0	W	42-23	
09	11/04	at Broncos	S	7	4	3	0.0	0.0	0	0	0	0	0	0	0	0	0	0	0	0	0	0	0	0	0	W	19-17	
11	11/18	at Redskins	S	5	2	3	0.0	0.0	0	0	0	0	0	0	0	1	0	0	0	0	0	0	0	0	0	W	23-21	
12	11/26	TITANS	S	10	6	4	0.0	0.0	1	8	0	0	0	0	0	0	0	0	0	0	0	0	0	0	0	W	34-17	
13	12/02	BROWNS	S	4	2	2	0.0	0.0	0	0	0	0	0	0	0	0	0	0	0	0	0	0	0	0	0	W	29-13	
2018 TOTALS			12-12	84	53	31	1.5	7.5	4	16	4	0	0	0	0	2	1	0	0	0	0	0	0	0	0	9-3		

+ - Overtime



WHITNEY MERCILUS

OUTSIDE LINEBACKER

6-4 | 258 | ILLINOIS

HOMETOWN: AKRON, OHIO | AGE: 28

7TH NFL SEASON | 7TH WITH TEXANS | ACQUIRED: D1-'12

2018 GP/GS: 12/8 | CAREER GP/GS (POST): 95/71 (5/3)

TEAMS: HOU '12-'18



59

TRANSACTIONS: Selected by the Houston Texans in the first round (26th overall) of the 2012 NFL Draft...Re-signed with the Texans on May 5, 2015.

HONORS:

- Associated Press Second-Team All-Pro (2016)
- AFC Defensive Player of the Month (December 2015)
- AFC Defensive Player of the Week (Week 1, 2016)

CAREER:

- Ranks third in franchise history with 42.0 sacks
- The franchise postseason sack leader with 6.0
- Became the first player in franchise history and the fifth player in the NFL since 1982 to post two games with 3.5-or-more sacks in a season in 2015
- Tied DE Mario Williams (12.0 in 2008) for the fifth-most sacks in a season in franchise history in 2015
- Has 10 career games with 2.0-or-more sacks
- Tied the franchise rookie record for sacks with 6.0 in 2012
- Has appeared in four career playoff games, totaling 16 total tackles (10 solo), 5.0 sacks and one special teams tackle
- Joined Kevin Greene, Terrell Suggs and Von Miller as the only players since 1982 with 5.0 sacks over two playoff games
- Became the first player in franchise history to record multiple sacks in two straight postseason contests, dating back to 2016's AFC Wild Card matchup against Kansas City (1/9/16)
- Tied with OLB Brooks Reed and DE J.J. Watt (5.0) for the most career sacks in Texans postseason history and is one tackle for loss shy of Watt's franchise-record seven
- Recorded the most sacks (3.0) in a postseason game in Texans history, while tying for the fourth-most by any NFL player in a playoff contest, vs. Kansas City (1/9/16)

2018 (Houston 12/8):

- Amassed two total tackles at New England (9/9)
- Registered three total tackles (two solo) at Tennessee (9/16)
- Tallied three total tackles (one solo) vs. the N.Y. Giants (9/23)
- Recorded one solo stop, one tackle for loss and three quarterback hits at Indianapolis (9/30)
- Contributed on defense and special teams vs. Dallas (10/7)
- Notched four total tackles and one quarterback hit vs. Buffalo (10/14)
- Finished with four solo tackles, 1.0 sack, two forced fumbles, one quarterback hit and one tackle for loss at Jacksonville (10/21). Set a single-game career-high for forced fumbles and tied Brian Cushing (nine) for the third-most career forced fumbles in franchise history

- Tallied one total tackle and one quarterback hit vs. Miami (10/25)
- Registered two total tackles (two solo), one tackle for loss and one quarterback hit at Denver (11/4)
- Finished with three total tackles (two solo), 1.0 sack, one quarterback hit and one tackle for loss at Washington (11/18). Joined J.J. Watt and Mario Williams as the only players in franchise history to record at least 40.0 career sacks
- Tallied five total tackles (three solo), 1.5 sacks, two quarterback hits and one tackle for loss vs. Tennessee (11/26). Registered his first multi-sack game since Week 16 of the 2016 season vs. Cincinnati
- Registered two total tackles (one solo) vs. Cleveland

2017 (Houston 5/5):

- Tallied 10 total tackles (nine solo), 1.0 sack, one tackle for loss, one forced fumble and one quarterback hit in five games
- Recorded five tackles and one tackle for loss in the season opener vs. Jacksonville (9/10)
- Finished with six tackles, his first sack of the season and forced one fumble that was returned for a touchdown at New England (9/24)
- Placed on the Reserve/Injured list on Oct. 11

2016 (Houston 15/15, 2/2):

- Tied for the league lead with four fumble recoveries and led the team with 7.5 sacks
- Tied for 14th in the NFL with 13 tackles for loss
- Totaled four total tackles (two solo), 2.0 sacks and one forced fumble in the season opener vs. Chicago (9/11)
- His strip-sack of Bears QB Jay Cutler gave him 2.0 sacks for the game and his third straight multiple-sack game (including postseason) dating back to Week 17 of the 2015 season, vs. Chicago (9/11)
- Finished with three total tackles (one solo), a quarterback hit and notched a fumble recovery after a strip-sack by OLB John Simon on Chiefs QB Alex Smith vs. Kansas City (9/18)
- Finished second on the team and set a season high with seven total tackles (five solo), one tackle for loss and one quarterback hit vs. Tennessee (10/2) in Week 4
- Recorded three total tackles, 1.5 sacks and set a single-game career high with five quarterback hits at Minnesota (10/9) in Week 5
- Split a sack with DE Antonio Smith on QB Sam Bradford in the first quarter and added a full sack one quarter later, also on third down, at Minnesota (10/9)
- Notched six total tackles (four solo), 1.0 sack and two tackles for

loss vs. Indianapolis (10/16)

- ✎ Tied a single-season career high (two in 2015) with his second fumble recovery of the year and fifth of his career, at Jacksonville (11/13) in Week 10
- ✎ Logged four total tackles (all solo), including a season-high three for loss, and two quarterback hits vs. San Diego (11/27) in Week 12
- ✎ Sacked Packers QB Aaron Rodgers, posted three tackles for loss and set a career high with his third fumble recovery of the season at Green Bay (12/4) in Week 13
- ✎ Posted three solo tackles, four quarterback hits, one pass defended and one fumble recovery at Indianapolis (12/11) in Week 14
- ✎ Matched his season high with 2.0 sacks of Bengals QB Andy Dalton, giving him his 10th career game with 2.0-or-more sacks, vs. Cincinnati (12/24) in Week 16
- ✎ Tied for second on the team with seven tackles (five solo), and recorded three tackles for loss and 2.0 sacks vs. Oakland (1/7/17) in the AFC Wild Card round
- ✎ Finished with four total tackles, three quarterback hits, one pass defended and 1.0 sack, giving him a franchise-best 6.0 for his postseason career, at New England (1/14/17) in the AFC Divisional round

2015 (Houston 16/10, 1/1):

- ✎ Finished the year with 50 total tackles (32 solo), 12.0 sacks, 16 quarterback hits, 14 tackles for loss, two passes defended, two fumble recoveries and one forced fumble. His sack and tackles for loss totals set single-season career highs, while he tied his personal-best for total tackles
- ✎ Tied Mario Williams (12.0 in 2008) for the fifth-most sacks in a season in franchise history
- ✎ Named AFC Defensive Player of the Month for December
- ✎ Had two total tackles (one solo), one tackle for loss and one fumble recovery vs. Tampa Bay
- ✎ Registered his first 2.0 sacks of the season at Jacksonville (10/18)
- ✎ Posted a career-high 3.5 sacks vs. Tennessee (11/1), which is tied for the second-most in a game in Texans history (LB Connor Barwin, 4.0 at Jacksonville, 11/27/11, and DE Mario Williams, 3.5 vs. Denver, 12/13/07)
- ✎ Tied for second on the team with seven total tackles (six solo), while adding four tackles for loss and four quarterback hits vs. Tennessee (11/1)
- ✎ Finished with five tackles, including three for loss, and a sack at Cincinnati (11/16)
- ✎ Registered four total tackles (three solo) and one pass defended at Buffalo (12/6), his second of the year and first since Week 1 against Kansas City (9/13)
- ✎ Set a single-season career-high in sacks (7.5) after he brought down Patriots QB Tom Brady for a nine-yard loss in the fourth quarter vs. New England (12/13)
- ✎ Finished the game with five total tackles (three solo) and 1.0 sack vs. New England (12/13)
- ✎ Sacked Colts QB Charlie Whitehurst in the fourth quarter at Indianapolis (12/20)
- ✎ Tallied five total tackles (three solo), 3.5 sacks, three quarterback hits, two tackles for loss, one forced fumble and one fumble recovery vs. Jacksonville (1/3/16)
- ✎ Became the first player in franchise history and the fifth player in the NFL since 1982 to post two games with 3.5-or-more sacks in a season

- ✎ Recorded the most sacks (3.0) in a postseason game in Texans history, while tying for the fourth-most by any NFL player, in a playoff contest vs. Kansas City (1/9/16)
- ✎ Finished with eight total tackles (five solo), 3.0 sacks for a loss of 17 yards and four quarterback hits in Wild Card Game vs. Kansas City (1/9/16)

2014 (Houston 15/13):

- ✎ Started 13-of-15 games and registered 50 total tackles, 5.0 sacks, 11 quarterback hits, nine tackles for loss and two forced fumbles
- ✎ Started and recorded a tackle at Oakland (9/14) in Week 2
- ✎ Made five total tackles at N.Y. Giants (9/21) in Week 3
- ✎ Recorded two quarterback hits and made two tackles vs. Buffalo (9/28) in Week 4
- ✎ Made five total tackles and added a tackle for loss and quarterback hit at Dallas (10/5) in Week 5
- ✎ Recorded six total tackles, two tackles for loss and a quarterback hit vs. Indianapolis (10/9) in Week 6
- ✎ Recorded the fourth multi-sack game of his career at Pittsburgh (10/20). Strip-sacked Ben Roethlisberger in the first quarter and finished the game with five total tackles, two tackles for loss, one quarterback hit and one pass defended
- ✎ Had a multi-sack game for the fifth time in his career and second time this season vs. Philadelphia (11/2) in Week 9. Tied for the team lead with a career-high nine total tackles. Set a season high with three quarterback hits and tied a season high with two tackles for loss
- ✎ Made five total tackles vs. Cincinnati (11/23) in Week 12
- ✎ Had three total tackles and a tackle for loss vs. Tennessee (11/30) in Week 13
- ✎ Inactive in Week 15
- ✎ Had three total tackles and forced his second fumble of the season vs. Baltimore (12/21) in Week 16
- ✎ Sacked Jaguars QB Blake Bortles for three yards vs. Jacksonville (12/28) in Week 17. Finished with three total tackles, one tackle for loss and one quarterback hit

2013 (Houston 16/16):

- ✎ Started all 16 games at WILL linebacker and recorded 65 total tackles, 7.0 sacks, 18 quarterback hits and six tackles for loss
- ✎ Recorded seven total tackles (five solo) and 1.0 sack for a loss of six yards at San Diego (9/9)
- ✎ Amassed eight total tackles (four solo) and 2.5 sacks vs. Seattle (9/29)
- ✎ Recorded six total tackles (three solo) and 1.0 sack at San Francisco (10/6)
- ✎ Added another sack to go along with four solo tackles vs. Jacksonville (11/24)
- ✎ Recorded his seventh sack of the season vs. Denver (12/22)

2012 (Houston 16/4, 2/0):

- ✎ Tied the Texans rookie record for sacks in a season with 6.0
- ✎ Made his Texans and NFL debut at outside linebacker in the season opener vs. Miami (9/9)
- ✎ Registered his first career sack and forced a fumble when he dropped Ravens QB Joe Flacco for a two-yard loss in the first quarter vs. Baltimore (10/21)
- ✎ Recorded 2.0 sacks and collected his second career forced fumble vs. Buffalo (11/4)
- ✎ Made two total tackles (one solo) at Chicago (11/11)

TEXANS BIOS

- Collected a season-high four tackles at Detroit (11/22)
- Sacked Titans QB Jake Locker twice for a total loss of six yards and recovered a fumble at Tennessee (12/2)
- Sacked Patriots QB Tom Brady for a seven-yard loss in the third quarter at New England (12/10) to give him 6.0 sacks on the season, tying the franchise rookie sack record set by OLB Brooks Reed in 2011
- Made his postseason debut in the AFC Wild Card Playoff vs. Cincinnati (1/5/13)
- Made one tackle and one special teams tackle in AFC Divisional Playoff at New England (1/13/13)

COLLEGE:

- Played three seasons (2009-11) at the University of Illinois in Champaign, Ill. after redshirting the 2008 campaign
- Started 15-of-37 games with the Illini, recording 81 total tackles (42 solo) with 18.0 sacks (119 yards), 28 tackles for loss (150 yards), 11 forced fumbles and two fumble recoveries
- Tied for eighth in NCAA FBS history with 11 forced fumbles, which also ranks fifth all-time in the Big Ten Conference and is second on the Illini all-time list (13 by Simeon Rice from 1992-95)
- Set a school and Big Ten single-season record with nine forced fumbles in 2011
- Third on the Illinois single-season tackle for loss chart with 22.5 in 2011
- Earned 2011 All-America and All-Big Ten Conference first-team honors from The NFL Draft Report as the scouting service

named him the league's Player of the Year and National Defensive Lineman of the Year

- Mid-season All-America from Phil Steele's College Football and was selected National Defensive Lineman of the Week for his performance vs. Indiana (3.0 sacks) his senior season
- Led the nation in sacks per game (1.23) and fumbles forced per game (0.833) as a senior
- Recorded a career-high 57 total tackles (28 solo) with 16.0 sacks (105 yards) to tie the school season-record that was first set by Simeon Rice in 1994
- Played in all 13 games, starting two games at weak-side defensive end his junior season
- Recorded 16 total tackles (eight solo) with a 7-yard sack and three tackles for loss in 2010
- Recorded eight total tackles (four solo), two assisted sacks and 3.5 tackles for loss in 2009
- Redshirted as a freshman

PERSONAL:

- Attended Garfield High School in Akron, Ohio
- Played defensive end and tight end and earned Northeast Ohio Inland All-Star team, Cleveland Plain-Dealer Defensive All-Star team and All-District honors after leading the Rams to a 7-3 record in 2007
- A Prep Star All-Region and All-Akron City League choice, he recorded 36 solo tackles with a pair of sacks, six stops behind the line of scrimmage and four fumble recoveries, advancing one 36 yards for a score

WHITNEY MERCILUS - NFL REGULAR SEASON STATISTICS

		TACKLES								INTERCEPTIONS					FUMBLES					ST				MISC		
DATE	TEAM	GP	GS	TK	S	A	TFL	YDS	SK	YDS	QBH	NO	YDS	LG	TD	PD	FF	FR	YDS	TK	S	A	FF	FR	S	A
2012	Texans	16	4	18	15	3	6	0	6.0	17.0	7	0	0	0	0	1	2	1	0	7	5	2	0	0	0	0
2013	Texans	16	16	47	33	14	6	31	7.0	36.0	18	0	0	0	0	0	0	0	0	0	0	0	0	0	0	0
2014	Texans	15	13	50	31	19	9	35	5.0	30.0	11	0	0	0	0	0	2	0	0	0	0	0	0	0	0	0
2015	Texans	16	10	50	32	18	14	63	12.0	60.0	16	0	0	0	0	2	1	1	5	2	0	2	0	1	0	0
2016	Texans	15	15	53	36	17	13	57	7.5	56.5	22	0	0	0	0	1	1	4	7	0	0	0	0	0	0	0
2017	Texans	5	5	10	9	1	1	1	1.0	6.0	1	0	0	0	0	0	1	0	0	0	0	0	0	0	0	0
2018	Texans	12	8	30	16	14	5	28	3.5	24.0	11	0	0	0	0	0	2	0	0	0	0	0	0	0	0	0
NFL TOTALS		95	71	258	172	86	54	215	42.0	229.5	86	0	0	0	0	4	9	6	12	9	5	4	0	1	0	0

WHITNEY MERCILUS - NFL POSTSEASON STATISTICS

		TACKLES								INTERCEPTIONS					FUMBLES					ST				MISC		
DATE	TEAM	GP	GS	TK	S	A	TFL	YDS	SK	YDS	QBH	NO	YDS	LG	TD	PD	FF	FR	YDS	TK	S	A	FF	FR	S	A
2012	Texans	2	0	1	0	1	0	0	0.0	0.0	0	0	0	0	0	0	0	0	0	1	1	0	0	0	0	0
2015	Texans	1	1	8	5	3	3	17	3.0	17.0	4	0	0	0	0	0	0	0	0	0	0	0	0	0	0	0
2016	Texans	2	2	11	7	4	4	23	3.0	20.0	5	0	0	0	0	1	0	0	0	0	0	0	0	0	0	0
NFL TOTALS		5	3	20	12	8	7	40	6.0	37.0	9	0	0	0	0	1	0	0	0	1	1	0	0	0	0	0

SINGLE-GAME HIGHS: DEFENSIVE

Total Tackles 9 vs. Philadelphia Eagles, Nov 02, 2014
Sacks 3.5 vs. Jacksonville Jaguars, Jan 03, 2016
 ...1 more at 3.5.
Passes Defensed 1 at Indianapolis Colts, Dec 11, 2016
 ...3 more at 1.
Forced Fumbles 2 at Jacksonville Jaguars, Oct 21, 2018

Fumble Recoveries 1 at Indianapolis Colts, Dec 11, 2016
 ...5 more at 1.
Tackles For Loss 4 vs. Tennessee Titans, Nov 01, 2015
Special Teams Tackles 2 vs. Baltimore Ravens, Oct 21, 2012
 ...1 more at 2.
Special Teams Fumble Recoveries 1 vs. Tampa Bay Buccaneers, Sep 27, 2015

TEXANS BIOS

SINGLE-GAME HIGHS - POSTSEASON: DEFENSIVE

Total Tackles 8 vs. Kansas City Chiefs, Jan 09, 2016
Sacks 3.0 vs. Kansas City Chiefs, Jan 09, 2016
Passes Defensed 1 at New England Patriots, Jan 14, 2017

Tackles For Loss 3 vs. Oakland Raiders, Jan 07, 2017
 ...1 more at 3.
Special Teams Tackles 1 at New England Patriots, Jan 13, 2013

2018 GAME-BY-GAME REGULAR SEASON STATISTICS (TEXANS)

2018 SEASON TOTALS																														
				TACKLES								INTERCEPTIONS					FUMBLES				ST					MISC				
W	DATE	OPPONENT	TK	S	A	SK	YDS	TFL	YDS	QBH	NO	YDS	LG	TD	PD	FF	FR	YDS	TK	S	A	FF	FR	S	A	W/L	SCORE			
01	09/09	at Patriots	S	2	0	2	0.0	0.0	0	0	0	0	0	0	0	0	0	0	0	0	0	0	0	0	0	L	20-27			
02	09/16	at Titans	S	3	2	1	0.0	0.0	0	0	0	0	0	0	0	0	0	0	0	0	0	0	0	0	0	L	17-20			
03	09/23	GIANTS	S	3	1	2	0.0	0.0	0	0	0	0	0	0	0	0	0	0	0	0	0	0	0	0	0	L	22-27			
04	09/30	at Colts	P	1	1	0	0.0	0.0	1	3	3	0	0	0	0	0	0	0	0	0	0	0	0	0	0	W	37-34+			
05	10/07	COWBOYS	S	0	0	0	0.0	0.0	0	0	0	0	0	0	0	0	0	0	0	0	0	0	0	0	0	W	19-16+			
06	10/14	BILLS	S	4	0	4	0.0	0.0	0	0	1	0	0	0	0	0	0	0	0	0	0	0	0	0	0	W	20-13			
07	10/21	at Jaguars	P	4	4	0	1.0	10.0	1	10	2	0	0	0	0	0	2	0	0	0	0	0	0	0	0	W	20-7			
08	10/25	DOLPHINS	P	1	0	1	0.0	0.0	0	0	1	0	0	0	0	0	0	0	0	0	0	0	0	0	0	W	42-23			
09	11/04	at Broncos	S	2	2	0	0.0	0.0	1	4	1	0	0	0	0	0	0	0	0	0	0	0	0	0	0	W	19-17			
11	11/18	at Redskins	P	3	2	1	1.0	2.0	1	2	1	0	0	0	0	0	0	0	0	0	0	0	0	0	0	W	23-21			
12	11/26	TITANS	S	5	3	2	1.5	12.0	1	9	2	0	0	0	0	0	0	0	0	0	0	0	0	0	0	W	34-17			
13	12/02	BROWNS	S	2	1	1	0.0	0.0	0	0	0	0	0	0	0	0	0	0	0	0	0	0	0	0	0	W	29-13			
2018 TOTALS			12-8	30	16	14	3.5	24.0	5	28	11	0	0	0	0	2	0	0	0	0	0	0	0	0	0	9-3				

+ - Overtime



LAMAR MILLER

RUNNING BACK

5-10 | 221 | MIAMI (FLA.)

HOMETOWN: MIAMI, FLA. | AGE: 27

7TH NFL SEASON | 3RD WITH TEXANS | ACQUIRED: UFA-'16 (MIA)

2018 GP/GS: 11/11 | CAREER GP/GS (POST): 102/86 (2/2)

TEAMS: MIA '12-15; HOU '16-18



26

TRANSACTIONS: Selected by the Miami Dolphins with the second pick in the fourth round (97th overall) of the 2012 NFL Draft...Signed by the Houston Texans as an unrestricted free agent on March 10, 2016.

CAREER:

- ✦ Ranks second in the NFL in rushing yards since 2014 with 4,808 yards, trailing only Bills RB LeSean McCoy
- ✦ In his first season with the Texans in 2016, became just the fourth player in franchise history to rush for 1,000 yards in a season and made his NFL postseason debut
- ✦ Became the fourth player in Texans history to score a rushing and receiving touchdown in the same game vs. Indianapolis (10/16/16)
- ✦ Played in 67 consecutive games from 2012-16 and started 56 consecutive games from 2013-16
- ✦ Had a 54-yard touchdown reception and an 85-yard touchdown run - both in the second quarter vs. Houston on (10/25/15), becoming the second player in NFL history with an 85-plus yard touchdown run and 50-plus yard touchdown catch in a single game (RB Chris Johnson) and the only player to accomplish the feat in a single quarter
- ✦ Has 13 career 100-yard rushing games

2018 (Houston 11/11):

- ✦ Rushed 20 times for 98 yards (4.9 avg.) and caught one pass for 11 yards (11.0 avg.) at New England (9/9). Passed Ben Tate (1,992) for the third-most career rushing yards in team history and eclipsed 2,000 yards rushing in his Texans career
- ✦ Registered 68 yards rushing on 14 carries (4.9 avg.) and caught two passes for two yards at Tennessee (9/16)
- ✦ Caught five passes for 41 yards (8.2 avg.) and one touchdown vs. the N.Y. Giants (9/23). Added 10 rushing yards on 10 carries (1.0 avg.)
- ✦ Tallied 49 yards rushing on 15 carries (3.3 avg.) at Indianapolis (9/30)
- ✦ Active, but did not play in Week 5 vs. Dallas (10/8)
- ✦ Rushed for a team-high 46 yards on 15 carries (3.1 avg.) and caught two passes for 25 yards (12.5 avg.) vs. Buffalo (10/14)
- ✦ Tallied 100 yards rushing on 22 carries (4.5 avg.) and one touchdown at Jacksonville (10/21). Ran for 100 yards for the first time since Week 14 of the 2016 season at Indianapolis and passed David Carr (eight) for the seventh-most career rushing touchdowns in franchise history
- ✦ Ran for a game-high 133 yards and one touchdown on 18 carries (7.4 avg.) vs. Miami (10/25). Became the first Texans running back to rush for 100-or-more yards in back-to-back games since

Arian Foster in Weeks 7-8 of the 2014 season

- ✦ Rushed 12 times for 21 yards (1.8 avg.) and caught two passes for 27 yards (13.5 avg.) at Denver (11/4)
- ✦ Recorded 86 yards on 20 carries (4.3 avg.) and caught three passes for 22 yards (7.3 avg.) at Washington (11/18)
- ✦ Rushed 12 times for 162 yards (13.5 avg.) and one touchdown vs. Tennessee (11/26), including a 97-yard touchdown run, which marks the longest run in franchise history and the longest run in the NFL since Lamar Miller in Week 17 of the 2014 season as a member of the Miami Dolphins. Joined Chris Johnson, Ahman Green and Bo Jackson as the only players to record multiple touchdown runs of at least 90 yards and became the first player in NFL history to record two touchdown runs of at least 95 yards
- ✦ Recorded 19 carries for 103 yards (5.4 avg.) and caught one pass for 12 yards (12.0 avg.) vs. Cleveland (12/2). Eclipsed the 100-yard mark for the fourth time in 2018, tying his career high for most games with at least 100 yards rushing in a season

2017 (Houston 16/13):

- ✦ Led the Texans in rushing with 888 yards on 238 carries (3.73 avg.) and had 327 receiving yards on 36 receptions (9.1 avg.) Also scored three rushing touchdowns and a single-season career-high three receiving touchdowns, making him the third player in franchise history to produce three rushing and three receiving touchdowns in a season
- ✦ Tied for the NFL lead with 14 games producing 55-or-more scrimmage yards
- ✦ One of eight players in the NFL with 880-or-more rushing yards and 320-or-more receiving yards
- ✦ Joined WR Antonio Brown, WR Julio Jones and RB Frank Gore as the only players to gain 1,200-or-more yards from scrimmage in each of the last four seasons
- ✦ Led the team with 96 yards of total offense in the season opener vs. Jacksonville (9/10)
- ✦ Notched 61 rushing yards and 26 receiving yards to produce 85-or-more yards of offense for the second consecutive week at Cincinnati (9/14)
- ✦ Recorded 56 rushing yards and had 60-or-more yards of offense for the third consecutive game at New England (9/24)
- ✦ Turned a season-high 19 carries into a season-high 75 rushing yards and one touchdown vs. Tennessee (10/1). Miller also added four receptions for 56 yards and a touchdown to produce 131 yards of total offense
- ✦ Started his fifth-straight game and rushed for 74 yards on 15 carries vs. Kansas City (10/8)
- ✦ Rushed for 41 yards and added 40 receiving yards vs. Cleveland (10/15). Passed 1,000 career carries in the game

- ✦ Tallied 54 rushing yards, one rushing touchdown, 19 receiving yards and one receiving touchdown at Seattle (10/29). This marked Miller's second time this season producing a game with a rushing and receiving touchdown and he joins Arian Foster as the only player to do so three times as a Texan
- ✦ Totaled 57 rushing yards on 10 carries and caught three passes for 34 yards vs. Indianapolis (11/5). Extended his streak of 60-or-more scrimmage yards to every game this season and 10 consecutive
- ✦ Produced 74 yards of offense (60 rushing, 14 receiving) on 12 touches at the Los Angeles Rams (11/12)
- ✦ Finished with 61 rushing yards and four receptions for 22 yards and one touchdown vs. Arizona (11/19). Recorded 51 rushing yards and one touchdown on 17 carries while catching one pass for seven yards at Baltimore (11/27)
- ✦ Rushed for a team-high 53 yards and added two receptions for seven yards vs. San Francisco (12/10). Passed Alfred Blue (477) for the third-most rushing attempts in franchise history, passed Steve Slaton (1,832) for the fourth-most rushing yards in franchise history

2016 (Houston 14/14, 2/2):

- ✦ Finished 10th in the NFL in rushing yards (1,073), 19th in scrimmage yards (1,261) and 24th in first downs (61)
- ✦ Started his first game as a Texan and rushed for 106 yards on a career-high 28 attempts, averaging 3.8 yards per carry. Also caught four passes for 11 yards vs. Chicago (9/11)
- ✦ Finished with 83 rushing yards on 25 carries and 14 receiving yards on two receptions vs. Kansas City (9/18)
- ✦ Set career highs for rushing attempts in a quarter (10 in first quarter) and half (16 in first half), and totaled 21 carries for 80 yards at New England (9/22) in Week 3
- ✦ Rushed for 82 yards on 19 attempts (season-high 4.3 avg.) and caught three passes for 26 yards vs. Tennessee (10/2) in Week 4
- ✦ Rushed for a touchdown and a season-high 149 yards on 24 carries, averaging 6.2 yards per attempt. Also caught three passes for 29 yards and a touchdown vs. Indianapolis (10/16) in Week 6
- ✦ Recorded a rushing and receiving touchdown in the same game for the second time in his career and first since Week 7 of 2015, vs. Indianapolis (10/16) in Week 6
- ✦ Totaled 61 yards on 11 attempts (5.6 avg.), including a season-long 25-yard run, at Denver (10/24) in Week 7
- ✦ Rushed 17 times for 56 yards and a touchdown, while catching two passes for seven yards vs. Detroit (10/30) in Week 8
- ✦ Totaled 83 rushing yards on 15 carries (5.5 avg.), including a season-long 45-yard run, at Jacksonville (11/13) in Week 10
- ✦ Registered his third 100-yard performance of the season with 104 rushing yards on 24 attempts (4.3 avg.) and scored on a one-yard touchdown run in the third quarter at Oakland (11/21) in Week 11
- ✦ Surpassed his previous career high of 216 carries in a season (2014) at Green Bay (12/4)
- ✦ Posted 107 rushing yards on 21 attempts (5.1 avg.) and scored a touchdown at Indianapolis (12/11) in Week 14
- ✦ Rushed for 63 yards and the game-winning touchdown on 22 carries and added two receptions for 26 yards for a total of 89 scrimmage yards vs. Jacksonville (12/18) in Week 15
- ✦ Inactive for Week 16 vs. Cincinnati (12/24) with an injury
- ✦ In his first career postseason game, led the team with 73 rushing yards and a touchdown on 31 carries, which was the second-most carries in Texans postseason history, vs. Oakland (1/7/17)

in the AFC Wild Card round

- ✦ Logged 89 scrimmage yards with 73 rushing yards and 16 receiving yards at New England (1/14/17) in the AFC Divisional round

2015 (Miami 16/16):

- ✦ Started all 16 games
- ✦ Recorded 194 carries for 872 yards (4.5 avg.) and eight touchdowns
- ✦ Added 47 receptions for 397 yards (8.4 avg.) and two receiving touchdowns
- ✦ Totaled 100 yards for the first time on the year with a 19-carry, 113-yard performance and a touchdown at Tennessee (10/18)
- ✦ Named FedEx Ground Player of the Week as he rushed for 175 yards on 14 carries (12.5 avg.) and one touchdown while catching three passes for 61 yards (20.3) and a 54-yard receiving touchdown in win vs. Houston (10/25)
- ✦ Scored twice and totaled 44 rushing yards on 12 carries (3.7 avg.) at Buffalo (11/8)
- ✦ Totaled 20 carries for 113 yards (5.7 avg.) in win vs. Baltimore (12/6)
- ✦ Rushed for 89 yards on 12 carries (7.4 avg.) and two scores vs. N.Y. Giants (12/14)

2014 (Miami 16/16):

- ✦ Led the Dolphins in with 216 carries for 1,099 yards (5.09 avg.) and eight touchdowns in 16 games
- ✦ Added 38 catches for 275 yards and one touchdown
- ✦ Led the Dolphins in rushing on 14 occasions during the season
- ✦ Became the first Dolphins player to eclipse the 1,000-yard rushing mark since RB Reggie Bush in 2011 and posted the eighth-highest single-season total in Miami history
- ✦ His 1,099 yards were 10th in the NFL and fifth in AFC
- ✦ His eight rushing touchdowns were tied for eighth in the NFL and tied for second in the AFC
- ✦ His 5.09 average per carry was fifth in the NFL and second in the AFC overall and second in the NFL and AFC among running backs
- ✦ Rushed 11 times for 59 yards and added four receptions for 19 yards and one touchdown, the first touchdown reception of his career, vs. New England (9/7)
- ✦ Rushed for 108 yards vs. Kansas City (9/21)
- ✦ Carried the ball 12 times for 64 yards with two rushing touchdowns at Oakland in London (9/28), which marked the first multi-rushing touchdown game of his career
- ✦ Rushed 14 times for 53 yards and one touchdown vs. Green Bay (10/12)
- ✦ Rushed for 61 yards on 18 carries and one touchdown at Chicago (10/19), which marked the third consecutive game he scored a rushing touchdown
- ✦ Closed the season by rushing 19 times for a career-high 178 yards and one touchdown vs. N.Y. Jets (12/28)
- ✦ It was the sixth-highest single-game rushing total in the NFL and the fifth-most in the AFC in 2014
- ✦ In addition, his 9.37 yards per rush (19-178) against the N.Y. Jets was the highest single-game average in the NFL in 2014 among all running backs with a minimum of 15 carries
- ✦ Recorded a 97-yard touchdown run in the third quarter vs. the N.Y. Jets (12/28), which was tied for the third-longest run in NFL history, behind the 98-yard run by RB Ahman Green of Green Bay in 2003 and RB Tony Dorsett's 99-yard run for the Dallas Cowboys in 1982

2013 (Miami 16/15):

- ✎ Played in all 16 games with 15 starts
- ✎ Led the Dolphins in rushing with 177 carries for 709 yards and two touchdowns
- ✎ Added 26 catches for 170 yards
- ✎ Led the team in rushing on 11 occasions
- ✎ Led the Dolphins in rushing with 14 carries for 69 yards and one touchdown, coming on a 10-yard run, and added two catches for six yards at Indianapolis (9/15)
- ✎ Led the Dolphins in rushing with eight carries for 62 yards, including a season-long 49-yard run vs. Atlanta (9/22)
- ✎ Had 11 carries for 62 yards and one touchdown and added one catch for six yards at New Orleans (9/30)
- ✎ Posted nine carries for 43 yards, including a 30-yard run, vs. Buffalo (10/20)
- ✎ Recorded 18 carries for 89 yards and added three catches for 23 yards at New England (10/27)
- ✎ Posted 16 carries for 105 yards, including a 41-yard run, and added four catches for 24 yards vs. Cincinnati (10/31)
- ✎ It marked the first 100-yard rushing performance of his NFL career
- ✎ Gained 72 yards on 22 carries and added one catch for 13 yards at N.Y. Jets (12/1)
- ✎ Had 15 carries for 61 yards vs. New England (12/15)
- ✎ Led the team with 17 carries for 73 yards and added one catch for four yards vs. N.Y. Jets (12/29)

2012 (Miami 13/1):

- ✎ Played in 14 games with one start as a rookie
- ✎ Was inactive for two games
- ✎ Recorded 51 carries for 250 yards and one touchdown
- ✎ Added six receptions for 45 yards
- ✎ Made NFL debut in a reserve role vs. Oakland (9/16) and had ten carries for 65 yards and one touchdown
- ✎ His touchdown came on a 15-yard run in the fourth quarter, the first touchdown of his career
- ✎ It was the first time a Dolphins rookie had a rushing touchdown since Ronnie Brown in 2005
- ✎ His first NFL carry came on a five-yard run in the first quarter
- ✎ Registered nine carries for 48 yards, including a 22-yard run, vs. N.Y. Jets (9/23)
- ✎ Had three carries for 12 yards and added two catches for 13 yards, the first two receptions of his NFL career, vs. Tennessee (11/11)
- ✎ Made the first start of his NFL career at San Francisco (12/9)
- ✎ Led the Dolphins in rushing with ten carries for season-high 73 yards, including a long run of 28 yards, vs. Buffalo (12/23)

COLLEGE:

- ✎ Two-year letterman (2010-11) and one-year starter at the University of Miami (Fla.) after redshirting the 2009 campaign
- ✎ Played in 23 career games with 13 starts
- ✎ Recorded 335 carries for 1,918 yards (5.7 avg.) with 15 touchdowns
- ✎ Caught 28 passes for 181 yards (6.5 avg.) and one score
- ✎ Added 15 kickoff returns for 376 yards (25.1 avg.) and a touchdown and three punt returns for 16 yards (5.3 avg.)
- ✎ Ran for more than 100 yards nine times during his career
- ✎ Started 12 games as a redshirt sophomore in 2011
- ✎ Named as a first-team All-Atlantic Coast Conference selection
- ✎ Rushed for 1,272 yards on 227 carries (5.6 avg.) and nine touchdowns
- ✎ Became the first Miami running back since Willis McGahee in 2002 to rush for more than 1,000 yards in a season
- ✎ It was the third-best single-season rushing total in program history, behind Willis McGahee (1,753 yards in 2002) and Edgerrin James (1,416 in 1998)
- ✎ Added 17 receptions for 85 yards (5.0 avg.) and a score
- ✎ Also returned seven kickoffs for 162 yards (23.4 avg.)
- ✎ Was the only back in country with a rush of 40 yards or more through each of the first four games of the season
- ✎ Rushed for 100-plus yards in each of first five games of season
- ✎ Played in 11 games with one start as a redshirt freshman in 2010
- ✎ Recorded 108 carries for 646 yards (6.0 avg.) and six touchdowns
- ✎ Added 11 receptions for 96 yards (8.7 avg.)
- ✎ Had eight kickoff returns for 214 yards (26.8 avg.) and a touchdown
- ✎ Was twice named ACC Rookie of the Week
- ✎ Majored in liberal arts

PERSONAL:

- ✎ Attended Miami (Fla.) Killian High School
- ✎ Named first-team all-state recognition as a senior
- ✎ Led Miami-Dade in rushing with 217 carries for 1,749 yards and 22 touchdowns
- ✎ Earned second-team all-state honors as a junior
- ✎ Amassed 154 carries for 1,126 yards with 12 scores
- ✎ Also lettered in basketball and track and field
- ✎ Held a summer job while in high school at what was then called the Miami MetroZoo (it became Zoo Miami in the summer of 2010)
- ✎ Grew up a fan of the Miami Hurricanes
- ✎ Worked with local schools in team's bowling, Dave & Buster's, mini-golf and go-karting events
- ✎ Participated in the Miami Dolphins Foundation's Fins Weekend events
- ✎ Walked in support of WalkAbout Autism event at Sun Life Stadium

TEXANS BIOS

LAMAR MILLER - NFL REGULAR SEASON STATISTICS

			RUSHING						RECEIVING					
DATE	TEAM	GP	GS	NO.	YDS.	AVG.	LG	TD	NO.	YDS	AVG	LG	TD	
2012	Dolphins	13	1	51	250	4.9	28	1	6	45	7.5	12	0	
2013	Dolphins	16	15	177	709	4.0	49	2	26	170	6.5	22	0	
2014	Dolphins	16	16	216	1,099	5.1	97t	8	38	275	7.2	20	1	
2015	Dolphins	16	16	194	872	4.5	85t	8	47	397	8.4	54t	2	
2016	Texans	14	14	268	1,073	4.0	45	5	31	188	6.1	16	1	
2017	Texans	16	13	238	888	3.7	21	3	36	327	9.1	32	3	
2018	Texans	11	11	176	876	5.0	97t	3	18	144	8.0	16	1	
NFL TOTALS		102	86	1320	5,767	4.4	97t	30	202	1,546	7.7	54t	8	

LAMAR MILLER - NFL POSTSEASON STATISTICS

RUSHING														RECEIVING				
DATE	TEAM	GP	GS	NO.	YDS.	AVG.	LG	TD	NO.	YDS	AVG	LG	TD					
2016	Texans	2	2	50	147	2.9	19	1	4	15	3.8	6	0					
NFL TOTALS		2	2	50	147	2.9	19	1	4	15	3.8	6	0					

SINGLE-GAME HIGHS: RUSHING/RECEIVING

Rush Attempts	28 vs. Chicago Bears, Sep 11, 2016	Receiving Yards	97 at Buffalo Bills, Nov 08, 2015
Rushing Yards	178 vs. New York Jets, Dec 28, 2014	Longest Receptions	54t vs. Houston Texans, Oct 25, 2015
Longest Runs	97t vs. Tennessee Titans, Nov 26, 2018 ...1 more at 97.	Receiving TDs	1 vs. New York Giants, Sep 23, 2018 ...7 more at 1.
Rushing TDs	2 vs. New York Giants, Dec 14, 2015 ...2 more at 2.	All-purpose yards	236 vs. Houston Texans, Oct 25, 2015
Receptions	7 at Buffalo Bills, Nov 08, 2015	Most TDs	2 at Seattle Seahawks, Oct 29, 2017 ...6 more at 2.

SINGLE-GAME HIGHS - POSTSEASON: RUSHING/RECEIVING

Rush Attempts	31 vs. Oakland Raiders, Jan 07, 2017	Receiving Yards	15 at New England Patriots, Jan 14, 2017
Rushing Yards	74 at New England Patriots, Jan 14, 2017	Longest Receptions	6 at New England Patriots, Jan 14, 2017
Longest Runs	19 vs. Oakland Raiders, Jan 07, 2017	All-purpose yards	89 at New England Patriots, Jan 14, 2017
Rushing TDs	1 vs. Oakland Raiders, Jan 07, 2017	Most TDs	1 vs. Oakland Raiders, Jan 07, 2017
Receptions	4 at New England Patriots, Jan 14, 2017		

100-YARD RUSHING GAMES (14): REGULAR SEASON


DATE	TEAM	ATT.	YDS.	AVG.	LG	TD
10/31/13	BENGALS	16	105	6.6	41	0
09/21/14	CHIEFS	15	108	7.2	24	0
12/28/14	JETS	19	178	9.4	97t	1
10/18/15	at Titans	19	113	5.9	22	1
10/25/15	TEXANS	14	175	12.5	85t	1
12/06/15	RAVENS	20	113	5.7	22	0
09/11/16	BEARS	28	106	3.8	12	0
10/16/16	COLTS	24	149	6.2	23	1
11/21/16	at Raiders	24	104	4.3	33	1
12/11/16	at Colts	21	107	5.1	20	1
10/21/18	at Jaguars	22	100	4.5	16	1
10/25/18	DOLPHINS	18	133	7.4	58	1
11/26/18	TITANS	12	162	13.5	97t	1
12/02/18	BROWNS	19	103	5.4	32	0

TEXANS BIOS

2018 GAME-BY-GAME REGULAR SEASON STATISTICS (TEXANS)

W	DATE	OPPONENT	P/S	RUSHING				RECEIVING			TD	W/L	SCORE
				ATT	YDS	LG	TD	NO	YDS	LG			
01	09/09	at Patriots	S	20	98	31	0	1	11	11	0	L	20-27
02	09/16	at Titans	S	14	68	18	0	2	2	4	0	L	17-20
03	09/23	GIANTS	S	10	10	5	0	5	41	16	1	L	22-27
04	09/30	at Colts	S	14	49	15	0	0	0	0	0	W	37-34+
05	10/07	COWBOYS					DID NOT PLAY					W	19-16+
06	10/14	BILLS	S	15	46	11	0	2	25	16	0	W	20-13
07	10/21	at Jaguars	S	22	100	16	1	1	-1	-1	0	W	20-7
08	10/25	DOLPHINS	S	18	133	58	1	0	0	0	0	W	42-23
09	11/04	at Broncos	S	12	21	9	0	2	27	16	0	W	19-17
11	11/18	at Redskins	S	20	86	21	0	3	22	13	0	W	23-21
12	11/26	TITANS	S	12	162	97t	1	1	5	5	0	W	34-17
13	12/02	BROWNS	S	19	103	32	0	1	12	12	0	W	29-13
2018 TOTALS			11-11	176	876	97t	3	18	144	16	1	9-3	

+ - Overtime



A.J. MOORE

SAFETY

5-11 | 200 | MISSISSIPPI

HOMETOWN: BASSFIELD, MISS. | AGE: 22
 ROOKIE | 1ST WITH TEXANS | ACQUIRED: W-'18 (NE)
 2018 GP/GS: 12/0 | CAREER GP/GS: 12/0
 TEAMS: HOU '18



33

TRANSACTIONS: Signed by the New England Patriots as a college free agent on May 11, 2018...Waived by the Patriots on Sept. 1, 2018...Claimed off waivers by the Houston Texans on Sept. 2, 2018.

2018 (Houston 12/0):

- ✦ Made his NFL debut and contributed on special teams at New England (9/9)
- ✦ Appeared on special teams at Tennessee (9/16)
- ✦ Notched his first-career special teams total tackle vs. the N.Y. Giants (9/23)
- ✦ Registered one special teams tackle at Indianapolis (9/30)
- ✦ Contributed on special teams vs. Dallas (10/7)
- ✦ Appeared on special teams vs. Buffalo (10/14)
- ✦ Notched one special teams tackle and downed P Trevor Daniel's 55-yard punt at the 1-yard line at Jacksonville (10/21)
- ✦ Contributed on special teams vs. Miami (10/25)
- ✦ Led the team with a career-high two special teams tackles at Denver (11/4)
- ✦ Recorded one special teams tackle at Washington (11/18)
- ✦ Contributed on special teams and recorded a fumble recovery vs. Tennessee (11/27)
- ✦ Tallied one special teams tackle vs. Cleveland (12/2)

COLLEGE:

- ✦ Played four seasons (2014-17) at the University of Mississippi in Oxford, Miss.
- ✦ Appeared in 37 career games over four seasons for the Rebels
- ✦ Recorded 132 total tackles, 2.0 sacks, five passes defended, three fumble recoveries and two forced fumbles

2017 (Mississippi):

- ✦ Started every game at the nickel position as a senior
- ✦ Recorded a career-high 48 total tackles, three tackles for loss, 1.0 sack and three passes defended in 12 games
- ✦ Notched a career-high six solo stops at Auburn (10/7)
- ✦ Tallied four total tackles and one fumble recovery in the Egg Bowl vs. Mississippi State (11/23)

2016 (Mississippi):

- ✦ Recorded 42 total tackles and ranked fourth on the team with five tackles for loss
- ✦ Appeared in all 12 games as a reserve and on special teams
- ✦ Tallied a career-high nine total tackles and one tackle for loss vs. Alabama (9/17)

2015 (Mississippi):

- ✦ Notched 26 total tackles, 1.0 sack, two forced fumbles and two fumble recoveries in eight games as a sophomore
- ✦ Recorded five total tackles, one forced fumble and one fumble recovery at Alabama (9/19)

2014 (Mississippi):

- ✦ Tallied 16 total tackles, 1.5 tackles for loss and one pass breakup in seven games as a true freshman
- ✦ Tied for the team lead with six total tackles and one tackle for loss vs. UL-Lafayette (9/13)

PERSONAL:

- ✦ Attended Bassfield (Miss.) High School
- ✦ Earned first-team all-state honors as a linebacker by *The Clarion-Ledger* after recording 132 total tackles, 11 tackles for loss and 3.5 sacks in addition to five rushing touchdowns as a senior in 2013
- ✦ Named the Class 2A Defensive Player of the Year and Region 7-2A Defensive Player of the Year by the Mississippi Association of Coaches
- ✦ Led Bassfield to a 15-1 record and a second-consecutive Class 2A state championship as a senior
- ✦ Earned second-team Class 2A all-state honors by the Mississippi Association of Coaches as a junior
- ✦ Led Bassfield to a 16-0 record and a 2A state championship in 2012
- ✦ Participated in track and field and placed runner-up to former Ole Miss teammate Kailo Moore in the 100 and 200 meters at the 2013 Class 2A state track and field meet as a senior
- ✦ General studies major at Ole Miss

SINGLE-GAME HIGHS: DEFENSIVE

Special Teams Tackles 2 at Denver Broncos, Nov 04, 2018


Special Teams Fumble Recoveries 1 vs. Tennessee Titans, Nov 26, 2018

TEXANS BIOS

2018 GAME-BY-GAME REGULAR SEASON STATISTICS (TEXANS)

				TACKLES							INTERCEPTIONS					FUMBLES			ST					MISC				
W	DATE	OPPONENT		TK	S	A	SK	YDS	TFL	YDS	QBH	NO	YDS	LG	TD	PD	FF	FR	YDS	TK	S	A	FF	FR	S	A	W/L	SCORE
01	09/09	at Patriots	P	0	0	0	0.0	0.0	0	0	0	0	0	0	0	0	0	0	0	0	0	0	0	0	0	0	L	20-27
02	09/16	at Titans	P	0	0	0	0.0	0.0	0	0	0	0	0	0	0	0	0	0	0	0	0	0	0	0	0	0	L	17-20
03	09/23	GIANTS	P	0	0	0	0.0	0.0	0	0	0	0	0	0	0	0	0	0	0	1	1	0	0	0	0	0	L	22-27
04	09/30	at Colts	P	0	0	0	0.0	0.0	0	0	0	0	0	0	0	0	0	0	0	1	0	1	0	0	0	0	W	37-34+
05	10/07	COWBOYS	P	0	0	0	0.0	0.0	0	0	0	0	0	0	0	0	0	0	0	0	0	0	0	0	0	0	W	19-16+
06	10/14	BILLS	P	0	0	0	0.0	0.0	0	0	0	0	0	0	0	0	0	0	0	0	0	0	0	0	0	0	W	20-13
07	10/21	at Jaguars	P	0	0	0	0.0	0.0	0	0	0	0	0	0	0	0	0	0	0	1	0	1	0	0	0	0	W	20-7
08	10/25	DOLPHINS	P	0	0	0	0.0	0.0	0	0	0	0	0	0	0	0	0	0	0	0	0	0	0	0	0	0	W	42-23
09	11/04	at Broncos	P	0	0	0	0.0	0.0	0	0	0	0	0	0	0	0	0	0	0	2	2	0	0	0	0	0	W	19-17
11	11/18	at Redskins	P	0	0	0	0.0	0.0	0	0	0	0	0	0	0	0	0	0	0	1	1	0	0	0	0	0	W	23-21
12	11/26	TITANS	P	0	0	0	0.0	0.0	0	0	0	0	0	0	0	0	0	0	0	0	0	0	0	1	0	0	W	34-17
13	12/02	BROWNS	P	0	0	0	0.0	0.0	0	0	0	0	0	0	0	0	0	0	0	1	0	1	0	0	0	0	W	29-13
2018 TOTALS			12-0	0	0	0	0.0	0.0	0	0	0	0	0	0	0	0	0	0	0	7	4	3	0	1	0	0	9-3	

+ - Overtime



BRIAN PETERS

INSIDE LINEBACKER

6-4 | 237 | NORTHWESTERN

HOMETOWN: PICKERINGTON, OHIO | AGE: 30

4TH NFL SEASON | 4TH WITH TEXANS | ACQUIRED: FA-'15

2018 GP/GS: 8/0 | CAREER GP/GS (POST): 48/0 (3/0)

TEAMS: HOU '15-18; MIN '15



52

TRANSACTIONS: Signed by the Minnesota Vikings on Feb. 23, 2015...Waived by the Vikings on Sept. 5, 2015...Signed to the Vikings practice squad on Sept. 6, 2015...Signed by the Houston Texans to the active roster on Sept. 30, 2015...Re-signed by the Texans on March 15, 2018.

CAREER:

- ✦ Broke into the NFL with Minnesota in 2015 before joining the Texans later in the season
- ✦ Developed into a key special teams player whose 17 special teams tackles in 2015 led the Texans and tied for the top total in the league
- ✦ Played one season with the Arena Football League's Iowa Barnstormers (2012) before spending two seasons with the Canadian Football League's Saskatchewan Roughriders (2013-14)
- ✦ Won the 101st Grey Cup with the Roughriders following the 2013 season. Recorded five special teams tackles in the game
- ✦ Just the fifth player in CFL history, and first Rider, to lead team in tackles and special teams tackles in the same season

2018 (Houston 8/0):

- ✦ Contributed on special teams at New England (9/9) and led a unit that didn't surrender any punt return yards and limited the Patriots to one kickoff return for 19 yards
- ✦ Notched one special teams tackle and tied Ramon Walker (37) for the fifth-most career total special teams tackles in team history at Tennessee (9/16)
- ✦ Contributed on special teams vs. the N.Y. Giants (9/23)
- ✦ Appeared on special teams at Indianapolis (9/30)
- ✦ Inactive Weeks 5-8
- ✦ Recorded one solo tackle and contributed on defense and special teams at Denver (11/4)
- ✦ Registered three total tackles (one solo) at Washington (11/18)
- ✦ Notched two total tackles vs. Tennessee (11/26)
- ✦ Tallied one total tackle vs. Cleveland (12/2)

2017 (Houston 16/0):

- ✦ Ranked second on the team with nine special teams tackles
- ✦ Recorded a career-high eight total tackles on defense (five solo) in 16 games
- ✦ Matched his career high with one defensive tackle and added a special teams stop vs. Jacksonville (9/10)
- ✦ Recorded two special teams tackles vs. Cleveland (10/15)
- ✦ Produced his first solo tackle of the season and added a pair of special teams tackles at the Los Angeles Rams (11/12)

- ✦ Finished with a single-game career-high four total tackles at Baltimore (11/27)
- ✦ Notched one solo tackle at Tennessee (12/3)
- ✦ Recorded one defensive and one special teams tackle at Indianapolis (12/31)

2016 (Houston 12/0, 2/0):

- ✦ Finished third on the team with 10 special teams tackles
- ✦ Notched two special teams tackles vs. Kansas City (9/18)
- ✦ Inactive for Weeks 6-10 with an injury
- ✦ Logged the first tackle and tackle for loss of his career when he brought down Titans RB Derrick Henry for a two-yard loss in the fourth quarter at Tennessee (1/1/17) in Week 17
- ✦ Registered two special teams tackles vs. Oakland (1/7/17) in the AFC Wild Card round

2015 (Houston 12/0, 1/0):

- ✦ Led the team and ranked tied for first in the NFL with 17 special teams tackles
- ✦ Signed by the Texans to their active roster on Sept. 30
- ✦ Made his NFL debut on special teams at Atlanta (10/4) and had one special teams tackle
- ✦ Made a special teams tackle vs. Indianapolis (10/8)
- ✦ Inactive in Week 6 at Jacksonville (10/18)
- ✦ Led the team with three special teams tackles, including two solo stops vs. N.Y. Jets (11/22)

COLLEGE:

- ✦ Played four seasons (2008-11) as a safety at Northwestern University in Evanston, Ill. after redshirting the 2007 campaign
- ✦ Started 34-of-52 career games played with the Wildcats, including the last 26 in succession
- ✦ Snagged 12 interceptions over his four-year career, including five as a senior in 2011
- ✦ Earned his degree in Learning and Organizational Change in 2011 from NU
- ✦ Went on to earn a master of arts in sports marketing and public relations

PERSONAL:

- ✦ Attended Pickerington (Ohio) Central High School
- ✦ Son of Jeff and Carla
- ✦ Father wrestled collegiately at Miami (Ohio) University
- ✦ Worked with Special Olympics in high school
- ✦ Awarded Riders Outstanding Community Service Award in 2014

TEXANS BIOS

for his service in the community including hospital visits and a

blood drive, in addition to the Habitat for Humanity efforts

BRIAN PETERS - NFL REGULAR SEASON STATISTICS

DATE	TEAM	GP	GS	TACKLES							INTERCEPTIONS					FUMBLES					ST				MISC			
				TK	S	A	TFL	YDS	SK	YDS	QBH	NO	YDS	LG	TD	PD	FF	FR	YDS	TK	S	A	FF	FR	S	A		
2015	Vikings	0	0	0	0	0	0	0	0.0	0.0	0	0	0	0	0	0	0	0	0	0	0	0	0	0	0			
2015	Texans	12	0	0	0	0	0	0	0.0	0.0	0	0	0	0	0	0	0	0	17	11	6	0	0	0	0			
2015	TOTAL	12	0	0	0	0	0	0	0.0	0.0	0	0	0	0	0	0	0	17	11	6	0	0	0	0				
2016	Texans	12	0	1	1	0	1	2	0.0	0.0	0	0	0	0	0	0	0	10	6	4	0	0	0	0				
2017	Texans	16	0	8	5	3	0	0	0.0	0.0	0	0	0	0	0	0	0	9	7	2	0	0	0	0				
2018	Texans	8	0	7	3	4	0	0	0.0	0.0	0	0	0	0	0	0	0	1	0	1	0	0	0	0				
NFL TOTALS		48	0	16	9	7	1	2	0.0	0.0	0	0	0	0	0	0	0	37	24	13	0	0	0	0				

BRIAN PETERS - NFL POSTSEASON STATISTICS

		TACKLES								INTERCEPTIONS					FUMBLES					ST				MISC			
DATE	TEAM	GP	GS	TK	S	A	TFL	YDS	SK	YDS	QBH	NO	YDS	LG	TD	PD	FF	FR	YDS	TK	S	A	FF	FR	S	A	
2015	Texans	1	0	0	0	0	0	0	0.0	0.0	0	0	0	0	0	0	0	0	0	1	0	1	0	0	0	0	
2016	Texans	2	0	0	0	0	0	0	0.0	0.0	0	0	0	0	0	0	0	0	0	2	2	0	0	0	0	0	
NFL TOTALS		3	0	0	0	0	0	0	0.0	0.0	0	0	0	0	0	0	0	0	0	3	2	1	0	0	0	0	

SINGLE-GAME HIGHS: DEFENSIVE

Total Tackles 4 at Baltimore Ravens, Nov 27, 2017

Special Teams Tackles

4 vs. New England Patriots, Dec 13, 2015

Tackles For Loss 1 at Tennessee Titans, Jan 01, 2017

SINGLE-GAME HIGHS - POSTSEASON: DEFENSIVE

Special Teams Tackles

2 vs. Oakland Raiders, Jan 07, 2017

2018 GAME-BY-GAME REGULAR SEASON STATISTICS (TEXANS)

			TACKLES								INTERCEPTIONS					FUMBLES			ST					MISC				
W	DATE	OPPONENT	TK	S	A	SK	YDS	TFL	YDS	QBH	NO	YDS	LG	TD	PD	FF	FR	YDS	TK	S	A	FF	FR	S	A	W/L	SCORE	
01	09/09	at Patriots	P	0	0	0	0.0	0.0	0	0	0	0	0	0	0	0	0	0	0	0	0	0	0	0	0	L	20-27	
02	09/16	at Titans	P	0	0	0	0.0	0.0	0	0	0	0	0	0	0	0	0	0	0	1	0	1	0	0	0	L	17-20	
03	09/23	GIANTS	P	0	0	0	0.0	0.0	0	0	0	0	0	0	0	0	0	0	0	0	0	0	0	0	0	L	22-27	
04	09/30	at Colts	P	0	0	0	0.0	0.0	0	0	0	0	0	0	0	0	0	0	0	0	0	0	0	0	0	W	37-34+	
05	10/07	COWBOYS										INACTIVE															W	19-16+
06	10/14	BILLS										INACTIVE															W	20-13
07	10/21	at Jaguars										INACTIVE															W	20-7
08	10/25	DOLPHINS										INACTIVE															W	42-23
09	11/04	at Broncos	P	1	1	0	0.0	0.0	0	0	0	0	0	0	0	0	0	0	0	0	0	0	0	0	0	W	19-17	
11	11/18	at Redskins	P	3	1	2	0.0	0.0	0	0	0	0	0	0	0	0	0	0	0	0	0	0	0	0	0	W	23-21	
12	11/26	TITANS	P	2	0	2	0.0	0.0	0	0	0	0	0	0	0	0	0	0	0	0	0	0	0	0	0	W	34-17	
13	12/02	BROWNS	P	1	1	0	0.0	0.0	0	0	0	0	0	0	0	0	0	0	0	0	0	0	0	0	0	W	29-13	
2018 TOTALS			8-0	7	3	4	0.0	0.0	0	0	0	0	0	0	0	0	0	0	0	1	0	1	0	0	0	9-3		

+ - Overtime



MARTINAS RANKIN

TACKLE

6-5 | 311 | MISSISSIPPI STATE

HOMETOWN: MENDENHALL, MISS. | AGE: 24

ROOKIE | 1ST WITH TEXANS | ACQUIRED: D3B-'18

2018 GP/GS: 12/3 | CAREER GP/GS: 12/3

TEAMS: HOU '18



75

TRANSACTIONS: Selected by the Houston Texans with the 16th pick of the third round (80th overall) in the 2018 NFL Draft.

2018 (Houston 12/3):

- Made his NFL debut as a reserve offensive lineman at New England (9/9). Contributed primarily at left tackle following an injury along the offensive line and helped post the second-highest team rushing total (167) in a season opener in franchise history
- Made his first start at left tackle and helped record a second-consecutive game with more than 140 team rushing yards at Tennessee (9/16)
- Started at left tackle vs. the N.Y. Giants (9/23)
- Started at left tackle and helped the Texans post 466 yards of total offense at Indianapolis (9/30)
- Contributed on special teams vs. Dallas (10/7)
- Appeared on special teams vs. Buffalo (10/14)
- Contributed on offense as an extra offensive lineman and on special teams at Jacksonville (10/21)
- Helped the Texans offense rush for a season-high 188 yards rushing as an extra offensive lineman vs. Miami (10/25)
- Appeared on special teams and offense as an extra offensive lineman at Denver (11/4)
- Contributed on offense as a reserve offensive lineman and helped the Texans rush for 139 yards at Washington (11/18)
- Played on special teams vs. Tennessee (11/26)
- Contributed on offense and special teams vs. Cleveland (12/2)

CAREER AT MISSISSIPPI STATE:

- Played two seasons (2016-17) at Mississippi State University in Starkville, Miss. after two seasons at Mississippi Gulf Coast Community College in Perkinston, Miss. (2013-14)
- Redshirted the 2015 campaign
- Came to MSU as the nation's top junior college offensive lineman
- Played in 23 games with 18 starts, all coming at tackle
- Worked at center exclusively in the spring of 2017 due to injuries to teammates
- Two-time member of the SEC Academic Honor Roll and a Dean's List recipient who maintained a 3.3 GPA and was a semifinalist for college football's top academic award as a senior
- Selected as a team captain by his teammates prior to his final season

2017 (Mississippi State):

- Became the first MSU offensive lineman since Gabe Jackson to earn Coaches first-team All-SEC honors
- Winner of the Kent Hull Trophy as the state of Mississippi's top offensive lineman, becoming the third Bulldog to do so
- Also was an honorable mention All-America selection and a second-team Associated Press All-SEC selection
- Selected as a semifinalist for the Campbell Trophy, considered the "Academic Heisman"
- Played in 10 games with nine starts – all at left tackle
- When healthy was MSU's most dominant offensive lineman, paving the way for a school record 3,272 rushing yards
- Leader of a Bulldog offensive line that allowed the fewest sacks in the SEC and the fifth-fewest in the nation (13.0)
- That total was the second-fewest allowed in school history and fewest since 1988
- Paved the way for 285 rushing yards against No. 11 LSU (10/23)

2016 (Mississippi State):

- Played in all 13 games and started the final 10 contests of the year at left tackle
- Named SEC Offensive Lineman of the Week for his efforts against Texas A&M (11/5) as MSU did not allow a sack against one of the nation's top defensive lines
- For the year, paved the way for a record-setting MSU offense that rushed for 2,997 yards and allowed the second-fewest sacks in the SEC

2015 (Mississippi State):

- Redshirted

2014 (Mississippi Gulf Coast Community College):

- Named first-team all-region and All MACJC in 2014
- Recipient of the 2014 MACJC Most Valuable Lineman Award

2013 (Mississippi Gulf Coast Community College):

- Played the 2013 campaign for the Bulldogs as a true freshman

PERSONAL:

- Son of Orlando and Cassandra Rankin
- Majored in kinesiology
- Attended Mendenhall High School

TEXANS BIOS

2018 GAME-BY-GAME REGULAR SEASON STATISTICS (TEXANS)

W	DATE	OPPONENT	P/S		W/L	SCORE
01	09/09	at Patriots	P		L	20-27
02	09/16	at Titans	S		L	17-20
03	09/23	GIANTS	S		L	22-27
04	09/30	at Colts	S		W	37-34+
05	10/07	COWBOYS	P		W	19-16+
06	10/14	BILLS	P		W	20-13
07	10/21	at Jaguars	P		W	20-7
08	10/25	DOLPHINS	P		W	42-23
09	11/04	at Broncos	P		W	19-17
11	11/18	at Redskins	P		W	23-21
12	11/26	TITANS	P		W	34-17
13	12/02	BROWNS	P		W	29-13
2018 TOTALS			12-3		9-3	

+ - Overtime



D.J. READER

DEFENSIVE END/NOSE TACKLE

6-3 | 347 | CLEMSON

HOMETOWN: GREENSBORO, N.C. | AGE: 24

3RD NFL SEASON | 3RD WITH TEXANS | ACQUIRED: D5B-'16

2018 GP/GS: 12/12 | CAREER GP/GS (POST): 42/33 (2/2)

TEAMS: HOU '16-'18



98

TRANSACTIONS: Selected by the Houston Texans with the 27th pick in the fifth round (166th overall) of the 2016 NFL Draft.

2018 (Houston 12/12):

- Notched a career-high 2.0 sacks, adding four solo stops and three quarterback hits at New England (9/9). Became the first nose tackle to sack Patriots QB Tom Brady twice in a single game since Packers NT B.J. Raji in Week 15 of the 2010 season
- Tallied four total tackles (two solo) at Tennessee (9/16)
- Recorded two total tackles (one solo) vs. the N.Y. Giants (9/23)
- Recorded two solo stops at Indianapolis (9/30)
- Notched four total tackles (three solo) vs. Dallas (10/7)
- Started at defensive end and recorded three total tackles (one solo) and one tackle for loss vs. Buffalo (10/14)
- Started at defensive end at Jacksonville (10/21)
- Started at defensive end and notched one solo stop vs. Miami (10/25)
- Started at nose tackle and tallied one solo tackle at Denver (11/4)
- Started at defensive end and recorded two solo stops at Washington (11/18)
- Notched one solo tackle vs. Tennessee (11/26)
- Tallied one total tackle (one solo) and one quarterback hit vs. Cleveland (12/2)

2017 (Houston 14/14):

- Set single-season career highs in total tackles (47), solo tackles (23), quarterback hits (six), tackles for loss (three) and games started (14)
- Also tied his single-season career high in sacks with 1.0 despite missing Weeks 16-17
- Finished tied for seventh on the team in total tackles and ranked second among all NFL nose tackles in 2017
- Started at nose tackle and made five total tackles in the season opener vs. Jacksonville (9/10)
- Recorded five total tackles and his first sack of the season vs. Cleveland (10/15)
- Started his seventh straight game and produced a career-high six tackles at Seattle (10/29)
- Started at defensive end and notched five total tackles vs. Indianapolis (11/5)
- Tied a career high with four solo tackles and had five total at Baltimore (11/27)
- Placed on the Reserve/Injured list on Dec. 19

2016 (Houston 16/7, 2/2):

- Logged the fifth-most starts by a rookie defensive lineman in

franchise history and most since DE J.J. Watt (16) in 2011

- Made his NFL debut and recorded a tackle in the season opener vs. Chicago (9/11)
- Tallied two total tackles (one solo) at New England (9/22) in Week 3
- Matched a season high with two total tackles (one solo) vs. Indianapolis (10/16) in Week 6
- Made his first career start and notched his first career tackle for loss vs. Detroit (10/30) in Week 8
- Started a second consecutive game and logged his first career sack when he brought down Jaguars QB Blake Bortles for an eight-yard loss in the fourth quarter at Jacksonville (11/13) in Week 10
- Recorded the first pass defended of his career and added two total tackles (one solo) at Tennessee (1/1/17) in Week 17
- Became the third rookie in franchise history to record a sack in the postseason, joining OLB Brooks Reed and DE J.J. Watt, when he brought down Raiders QB Connor Cook for a six-yard loss in the first quarter vs. Oakland (1/7/17) in the AFC Wild Card round
- Notched two total tackles at New England (1/14/17) in the AFC Divisional round

COLLEGE:

- Played four seasons (2012-15) at Clemson (S.C.) University
- Longtime backup at defensive tackle who found his way into the starting lineup as a senior
- Finished career with 145 total tackles, nine tackles for loss, 5.0 sacks and 24 quarterback pressures in 1,087 snaps over 46 games (10 starts) in his career
- Became the second Tiger to letter on top-25 football and baseball teams in one academic year (2012-13) since 1994-95 (Kyle Parker (2009-10) is the other)
- Voted a team co-captain for the 2015 campaign
- Posted four tackles in the CFP National Championship Game vs. Alabama, earning a share of defensive player of the game honors from coaches along with Kevin Dodd
- Participated in the 2016 Senior Bowl
- Played and roomed with Texans DE Carlos Watkins at Clemson

PERSONAL:

- Attended Grimsley High School in Greensboro, N.C.
- SuperPrep All-American
- Had 50 total tackles, seven tackles for loss and 5.0 sacks as a senior
- Starting center on the basketball squad

TEXANS BIOS

- ✦ Standout baseball player (right-handed pitcher and designated hitter) who has been clocked in the 90s
- ✦ All-conference in baseball as a sophomore, junior and senior
- ✦ All-region in baseball as a junior and senior
- ✦ Team MVP in baseball as a junior and senior
- ✦ Batted .529 as junior
- ✦ Lettered four times in football, four times in baseball and four

- times in basketball
- ✦ Coached by Damon Coiro at Grimsley High School
- ✦ His mother, Felicia, played softball at North Carolina A&T from 1985-88
- ✦ His uncle, Glenn Ford, played football at Tennessee from 1978-80
- ✦ Graduated with a degree in communication studies in December 2015

D.J. READER - NFL REGULAR SEASON STATISTICS

		TACKLES									INTERCEPTIONS					FUMBLES					ST				MISC	
DATE	TEAM	GP	GS	TK	S	A	TFL	YDS	SK	YDS	QBH	NO	YDS	LG	TD	PD	FF	FR	YDS	TK	S	A	FF	FR	S	A
2016	Texans	16	7	22	7	15	2	8	1.0	8.0	2	0	0	0	0	1	0	0	0	0	0	0	0	0	0	0
2017	Texans	14	14	47	23	24	3	3	1.0	2.0	6	0	0	0	0	0	0	0	0	0	0	0	0	0	0	0
2018	Texans	12	12	24	19	5	4	17	2.0	10.0	3	0	0	0	0	0	0	0	0	0	0	0	0	0	0	0
NFL TOTALS		42	33	93	49	44	9	28	4.0	20.0	11	0	0	0	0	1	0	0	0	0	0	0	0	0	0	0

D.J. READER - NFL POSTSEASON STATISTICS

		TACKLES									INTERCEPTIONS					FUMBLES					ST				MISC			
DATE	TEAM	GP	GS	TK	S	A	TFL	YDS	SK	YDS	QBH	NO	YDS	LG	TD	PD	FF	FR	YDS	TK	S	A	FF	FR	S	A		
2016	Texans	2	2	3	2	1	1	6	1.0	6.0	1	0	0	0	0	0	0	0	0	0	0	0	0	0	0	0		
NFL TOTALS		2	2	3	2	1	1	6	1.0	6.0	1	0	0	0	0	0	0	0	0	0	0	0	0	0	0	0		

SINGLE-GAME HIGHS: DEFENSIVE

Total Tackles	6 at Seattle Seahawks, Oct 29, 2017	Passes Defensed	1 at Tennessee Titans, Jan 01, 2017
Sacks	2.0 at New England Patriots, Sep 09, 2018	Tackles For Loss	2 at New England Patriots, Sep 09, 2018 ...1 more at 2.

SINGLE-GAME HIGHS - POSTSEASON: DEFENSIVE

Total Tackles	2 at New England Patriots, Jan 14, 2017	Tackles For Loss	1 vs. Oakland Raiders, Jan 07, 2017
Sacks	1.0 vs. Oakland Raiders, Jan 07, 2017		

2018 GAME-BY-GAME REGULAR SEASON STATISTICS (TEXANS)

				TACKLES							INTERCEPTIONS					FUMBLES			ST					MISC				
W	DATE	OPPONENT		TK	S	A	SK	YDS	TFL	YDS	QBH	NO	YDS	LG	TD	PD	FF	FR	YDS	TK	S	A	FF	FR	S	A	W/L	SCORE
01	09/09	at Patriots	S	4	4	0	2.0	10.0	2	10	3	0	0	0	0	0	0	0	0	0	0	0	0	0	0	0	L	20-27
02	09/16	at Titans	S	4	2	2	0.0	0.0	0	0	0	0	0	0	0	0	0	0	0	0	0	0	0	0	0	0	L	17-20
03	09/23	GIANTS	S	2	1	1	0.0	0.0	0	0	0	0	0	0	0	0	0	0	0	0	0	0	0	0	0	0	L	22-27
04	09/30	at Colts	S	2	2	0	0.0	0.0	0	0	0	0	0	0	0	0	0	0	0	0	0	0	0	0	0	0	W	37-34+
05	10/07	COWBOYS	S	3	3	0	0.0	0.0	0	0	0	0	0	0	0	0	0	0	0	0	0	0	0	0	0	0	W	19-16+
06	10/14	BILLS	S	3	1	2	0.0	0.0	1	2	0	0	0	0	0	0	0	0	0	0	0	0	0	0	0	0	W	20-13
07	10/21	at Jaguars	S	0	0	0	0.0	0.0	0	0	0	0	0	0	0	0	0	0	0	0	0	0	0	0	0	0	W	20-7
08	10/25	DOLPHINS	S	1	1	0	0.0	0.0	0	0	0	0	0	0	0	0	0	0	0	0	0	0	0	0	0	0	W	42-23
09	11/04	at Broncos	S	1	1	0	0.0	0.0	0	0	0	0	0	0	0	0	0	0	0	0	0	0	0	0	0	0	W	19-17
11	11/18	at Redskins	S	2	2	0	0.0	0.0	0	0	0	0	0	0	0	0	0	0	0	0	0	0	0	0	0	0	W	23-21
12	11/26	TITANS	S	1	1	0	0.0	0.0	0	0	0	0	0	0	0	0	0	0	0	0	0	0	0	0	0	0	W	34-17
13	12/02	BROWNS	S	1	1	0	0.0	0.0	1	5	0	0	0	0	0	0	0	0	0	0	0	0	0	0	0	0	W	29-13
2018 TOTALS			12-12	24	19	5	2.0	10.0	4	17	3	0	0	0	0	0	0	0	0	0	0	0	0	0	0	0	9-3	

+ - Overtime



JUSTIN REID

SAFETY

6-1 | 203 | STANFORD

HOMETOWN: PRAIRIEVILLE, LA. | AGE: 21
 ROOKIE | 1ST WITH TEXANS | ACQUIRED: D3A-'18
 2018 GP/GS: 12/8 | CAREER GP/GS: 12/8
 TEAMS: HOU '18



20

TRANSACTIONS: Selected by the Houston Texans with the fourth pick of the third round (68th overall) in the 2018 NFL Draft.

2018 (Houston 12/8):

- ✦ Notched one solo tackle and one pass defended, breaking up a Patriots QB Tom Brady pass attempt to TE Rob Gronkowski on 3rd and 4, in his NFL debut at New England (9/9)
- ✦ Recorded five total tackles (four solo) and one quarterback hit, forcing Titans QB Blaine Gabbert to commit intentional grounding in the first start of his NFL career
- ✦ Tallied three solo stops on defense and one special teams tackle vs. the N.Y. Giants (9/23)
- ✦ Registered five total tackles (four solo) and one pass defended at Indianapolis (9/30)
- ✦ Finished with a career-high six total tackles (five solo) and recorded his first career interception vs. Dallas (10/7)
- ✦ Intercepted Cowboys QB Dak Prescott in the 3rd quarter to set up a game-tying 21-yard field goal by K Ka'imi Fairbairn (10/7)
- ✦ Recorded four total tackles (three solo) vs. Buffalo (10/14)
- ✦ Started at safety and recorded five solo stops at Jacksonville (10/21)
- ✦ Tallied a career-high eight total tackles (four solo), one interception, two passes defended and one special teams tackle vs. Miami (10/25). Became the first player in the NFL since 49ers S Jimmie Ward in Week 14 of the 2016 season to record eight tackles, one interception, two passes defended and a special teams tackle in a single game
- ✦ Led the team with a career-high nine total tackles (eight solo), one fumble recovery and one special teams tackle at Denver (11/4)
- ✦ Recorded three total tackles (one solo), two passes defended and one interception returned for a touchdown at Washington (11/18). His 101-yard interception return tied for the second-longest interception return touchdown by a rookie in league history, trailing only Pete Barnum's 103-yard return in 1926
- ✦ Tallied three total tackles (two solo) and his first career tackle for loss vs. Tennessee (11/26)
- ✦ Recorded four total tackles (three solo), two passes defended and his first career forced fumble vs. Cleveland (12/2)

CAREER AT STANFORD:

- ✦ Played three seasons at Stanford (Calif.) University (2015-17)
- ✦ Recorded 179 total tackles (105 solo), 20 passes defended, 10.5 tackles for loss, two interceptions, one fumble recovery and 1.0 sack in 39 career games played

2017 (Stanford):

- ✦ FWAA All-America Second Team (defensive back)
- ✦ AP All-America Second Team (safety)
- ✦ All-Pac-12 First Team
- ✦ Pac-12 All-Academic Second Team
- ✦ Bednarik Award watch list
- ✦ Jim Thorpe Award semifinalist
- ✦ Pac-12 Defensive Player of the Week (10/9)
- ✦ Compiled 99 total tackles (52 solo), 6.5 tackles for loss, 1.0 sack, five interceptions and six pass breakups
- ✦ First among Pac-12 players and 11th nationally with five interceptions
- ✦ 14th among Pac-12 players with 7.1 tackles/game
- ✦ Seven total tackles (four solo) and one interception at USC (9/9)
- ✦ Team-high nine total tackles (five solo), interception, two pass breakups vs. UCLA (9/23)
- ✦ Team-high nine total tackles (two solo), two interceptions, one pass breakup, 0.5 tackle for loss vs. Arizona State (9/30)
- ✦ Team-high eight total tackles (six solo), 1.0 tackle for loss, one interception at Utah (10/7)
- ✦ Team-high 10 total tackles (three solo) and 0.5 tackles for loss vs. Cal (11/18)
- ✦ Nine total tackles (three solo), 1.0 sack and one pass breakup vs. Notre Dame (11/25)

2016 (Stanford):

- ✦ All-Pac-12 honorable mention
- ✦ Pac-12 All-Academic honorable mention
- ✦ 13 games played
- ✦ Compiled a team-high 11 total tackles (10 solo) and 3.0 tackles for loss at Oregon (11/12)

2015 (Stanford):

- ✦ 12 games played
- ✦ Recorded 23 total tackles
- ✦ Made career debut at Northwestern in the season opener (9/5)

PERSONAL:

- ✦ Son of Eric Reid Sr. and Sharon Guillory-Reid
- ✦ Father ran track at LSU
- ✦ Mother was a tight end and defensive end for the Baton Rouge Wildcats of the Women's American Football League
- ✦ Brother, Eric, played football at LSU and was a first-round selection by the San Francisco 49ers
- ✦ Attended Dutchtown (La.) High School
- ✦ Earned all-state honors in 2013 and 2014
- ✦ Also lettered in track and field and soccer

TEXANS BIOS


SINGLE-GAME HIGHS: DEFENSIVE

Total Tackles	9 at Denver Broncos, Nov 04, 2018	Tackles For Loss	1 vs. Tennessee Titans, Nov 26, 2018
Passes Defensed	2 vs. Cleveland Browns, Dec 02, 2018 ...2 more at 2.	Interceptions	1 at Washington Redskins, Nov 18, 2018 ...2 more at 1.
Forced Fumbles	1 vs. Cleveland Browns, Dec 02, 2018	Interception Return Yards	101 at Washington Redskins, Nov 18, 2018
Fumble Recoveries	1 at Denver Broncos, Nov 04, 2018	Special Teams Tackles	1 at Denver Broncos, Nov 04, 2018 ...2 more at 1.

2018 GAME-BY-GAME REGULAR SEASON STATISTICS (TEXANS)

2018-19 SEASON																														
				TACKLES								INTERCEPTIONS					FUMBLES				ST					MISC				
W	DATE	OPPONENT	TK	S	A	SK	YDS	TFL	YDS	QBH	NO	YDS	LG	TD	PD	FF	FR	YDS	TK	S	A	FF	FR	S	A	W/L	SCORE			
01	09/09	at Patriots	P	1	1	0	0.0	0.0	0	0	0	0	0	0	0	1	0	0	0	0	0	0	0	0	0	0	L	20-27		
02	09/16	at Titans	S	5	4	1	0.0	0.0	0	0	1	0	0	0	0	0	0	0	0	0	0	0	0	0	0	0	L	17-20		
03	09/23	GIANTS	P	3	3	0	0.0	0.0	0	0	0	0	0	0	0	0	0	0	0	1	1	0	0	0	0	0	L	22-27		
04	09/30	at Colts	P	5	4	1	0.0	0.0	0	0	0	0	0	0	1	0	0	0	0	0	0	0	0	0	0	0	W	37-34+		
05	10/07	COWBOYS	P	6	5	1	0.0	0.0	0	0	0	1	6	6	0	1	0	0	0	0	0	0	0	0	0	0	W	19-16+		
06	10/14	BILLS	S	4	3	1	0.0	0.0	0	0	0	0	0	0	0	0	0	0	0	0	0	0	0	0	0	0	W	20-13		
07	10/21	at Jaguars	S	5	5	0	0.0	0.0	0	0	0	0	0	0	0	0	0	0	0	0	0	0	0	0	0	0	W	20-7		
08	10/25	DOLPHINS	S	8	4	4	0.0	0.0	0	0	0	1	21	21	0	2	0	0	0	1	1	0	0	0	0	0	W	42-23		
09	11/04	at Broncos	S	9	8	1	0.0	0.0	0	0	0	0	0	0	0	0	0	1	1	1	1	0	0	0	0	0	W	19-17		
11	11/18	at Redskins	S	4	3	1	0.0	0.0	0	0	0	1	101	101	1	2	0	0	0	0	0	0	0	0	0	0	W	23-21		
12	11/26	TITANS	S	3	2	1	0.0	0.0	1	5	0	0	0	0	0	0	0	0	0	0	0	0	0	0	0	0	W	34-17		
13	12/02	BROWNS	S	4	3	1	0.0	0.0	0	0	0	0	0	0	0	2	1	0	0	0	0	0	0	0	0	0	W	29-13		
2018 TOTALS			12-8	57	45	12	0.0	0.0	1	5	1	3	128	101t	1	9	1	1	1	3	3	0	0	0	0	0	9-3			

+ - Overtime



BRENNAN SCARLETT

OUTSIDE LINEBACKER

6-4 | 263 | STANFORD

HOMETOWN: PORTLAND, ORE. | AGE: 25

3RD NFL SEASON | 3RD WITH TEXANS | ACQUIRED: CFA-'16

2018 GP/GS: 12/3 | CAREER GP/GS (POST): 30/8 (2/0)

TEAMS: HOU '16-'18



57

TRANSACTIONS: Signed by the Houston Texans as a college free agent on May 5, 2016.

2018 (Houston 12/2):

- ✦ Appeared on special teams and contributed to a unit that didn't surrender any punt return yards and limited the Patriots to one kickoff return for 19 yards at New England (9/9)
- ✦ Started at JACK and recorded three solo stops at Tennessee (9/16)
- ✦ Contributed on defense and special teams vs. the N.Y. Giants (9/23)
- ✦ Recorded one special teams tackle at Indianapolis (9/30)
- ✦ Contributed on special teams vs. Dallas (10/7)
- ✦ Recorded his first career fumble recovery, recovered a blocked punt and tallied one special teams tackle vs. Buffalo (10/14)
- ✦ Led the team with two special teams tackles at Jacksonville (10/21)
- ✦ Recorded two total tackles vs. Miami (10/25)
- ✦ Registered one solo stop, one quarterback hit, one pass defended and one special teams tackle at Denver (11/4)
- ✦ Recorded three total tackles (two solo), one quarterback hit, two passes defended and his first-career interception at Washington (11/18)
- ✦ Tallied three total tackles (two solo), one special teams tackle and one forced fumble vs. Tennessee (11/26). Became the first Texans player to record that stat line since Fred Bennett vs. Chicago in Week 17 of the 2008 season
- ✦ Contributed on special teams vs. Cleveland (12/2)

2017 (Houston 11/5):

- ✦ Set single-season career highs in total tackles (26), sacks (2.0), passes defended (one), quarterback hits (three), tackles for loss (six), games played (11) and games started (five) despite missing the final five weeks of the season
- ✦ Ranked third on the team in tackles for loss
- ✦ Notched his first career start and produced four total tackles vs. Cleveland (10/15)
- ✦ Started his second-consecutive game and recorded the first pass defended of his career at Seattle (10/29)
- ✦ Made his third-consecutive start and posted a career-best four solo tackles with his first tackle for loss of the season vs. Indianapolis (11/5)
- ✦ Tallied four total tackles, two quarterback hits, three tackles for loss and the first two sacks of his career on the same drive at the Los Angeles Rams (11/12). He joined DE/OLB Jadeveon Clowney, ILB Benardrick McKinney and S Eddie Pleasant as the

fourth Texan to record 2.0-or-more sacks in a game during the 2017 season

- ✦ Tied a career high with four total tackles and logged his second career game of multiple tackles for loss at Baltimore (11/27)
- ✦ Placed on the Reserve/Injured list on Dec. 4

2016 (Houston 7/0, 2/0):

- ✦ Tallied 10 total tackles (three solo) and one tackle for loss as a rookie
- ✦ Made his NFL debut and contributed with one special teams tackle vs. Kansas City (9/18)
- ✦ Saw his first action on defense and recorded one tackle at New England (9/22) in Week 3
- ✦ Tied for the team lead with a career-high two special teams tackles at Minnesota (10/9) in Week 5
- ✦ Placed on the Reserve/Injured list on Oct. 19
- ✦ Activated from the Reserve/Injured Designated for Return list on Dec. 17
- ✦ Played in his first game since Week 6 and tallied a career-high four total tackles (one solo) vs. Jacksonville (12/18) in Week 15
- ✦ Inactive for Week 16 vs. Cincinnati (12/24)
- ✦ Tied a single-game career high with four total tackles, including his first career tackle for loss, at Tennessee (1/1/17) in Week 17
- ✦ Played as a reserve linebacker and contributed on special teams in both postseason contests

COLLEGE:

- ✦ Played one season at Stanford (Calif.) University (2015) after transferring from the University of California, Berkeley, where he played three seasons (2011-12; 14)
- ✦ His first roommate at California was former Texans TE Stephen Anderson
- ✦ Redshirted the 2013 campaign at California due to injury
- ✦ Played in 17 games with 14 starts over four seasons with Cal but missed the entire 2013 campaign and significant portions of the 2011 and 2014 seasons due to injury
- ✦ Registered career totals of 54 total tackles, 9.0 tackles for loss (42 yards), 4.5 sacks (34 yards), three pass breakups, three forced fumbles and six quarterback hurries with the Golden Bears
- ✦ Led the Cardinal to a Rose Bowl victory over Iowa in January 2016 in his lone season with the program
- ✦ Joined Stanford as the program's first-ever graduate transfer
- ✦ That season, earned All-Pac-12 honorable mention after playing in 14 games and compiling 37 total tackles, 8.0 tackles for loss, 5.5 sacks and two pass breakups

TEXANS BIOS

PERSONAL:

- Prepped at Central Catholic High School in Portland, Ore.
- Earned varsity letters in football, swimming and track and field
- 2010 U.S. Army All-American Bowl
- 2010 PrepStar All-America
- 2010 SuperPrep All-America
- 31 total tackles in first two games of senior season
- 59 total tackles, 6.0 sacks, one interception and three forced fumbles as a junior
- 43 total tackles, 4.0 sacks and three forced fumbles as a sophomore

- National Federation of High School Awards for Excellence
- Multnomah Athletic Club Scholar Student Award
- Son of Paul and Suzy Scarlett
- Father ran track at BYU
- Two siblings, Cam and Isabella
- Grandfather, great-grandfather, uncle and multiple cousins attended Stanford
- Maternal grandfather, John Evans, was governor of Idaho from 1977-87
- Graduated from Cal's prestigious Haas School of Business in May of 2015 with a bachelor's degree in business administration

BRENNAN SCARLETT - NFL REGULAR SEASON STATISTICS

DATE	TEAM	GP	GS	TACKLES						INTERCEPTIONS						FUMBLES			ST				MISC			
				TK	S	A	TFL	YDS	SK	YDS	QBH	NO	YDS	LG	TD	PD	FF	FR	YDS	TK	S	A	FF	FR	S	A
2016	Texans	7	0	10	3	7	1	1	0.0	0.0	0	0	0	0	0	0	0	0	0	3	3	0	0	0	0	0
2017	Texans	11	5	26	19	7	6	17	2.0	11.0	3	0	0	0	0	1	0	0	0	3	2	1	0	0	0	0
2018	Texans	12	3	12	8	4	0	0	0.0	0.0	2	1	8	8	0	3	1	0	0	6	4	2	0	1	0	0
NFL TOTALS		30	8	48	30	18	7	18	2.0	11.0	5	1	8	8	0	4	1	0	0	12	9	3	0	1	0	0

BRENNAN SCARLETT - NFL POSTSEASON STATISTICS

DATE	TEAM	GP	GS	TACKLES						INTERCEPTIONS						FUMBLES			ST				MISC			
				TK	S	A	TFL	YDS	SK	YDS	QBH	NO	YDS	LG	TD	PD	FF	FR	YDS	TK	S	A	FF	FR	S	A
2016	Texans	2	0	0	0	0	0	0	0.0	0.0	0	0	0	0	0	0	0	0	0	1	1	0	0	0	0	0
NFL TOTALS		2	0	0	0	0	0	0	0.0	0.0	0	0	0	0	0	0	0	0	0	1	1	0	0	0	0	0

SINGLE-GAME HIGHS: DEFENSIVE

Total Tackles	4 at Baltimore Ravens, Nov 27, 2017 ...6 more at 4.	Interceptions	1 at Washington Redskins, Nov 18, 2018
Sacks	2.0 at Los Angeles Rams, Nov 12, 2017	Interception Return Yards	8 at Washington Redskins, Nov 18, 2018
Passes Defensed	2 at Washington Redskins, Nov 18, 2018	Special Teams Tackles	2 at Jacksonville Jaguars, Oct 21, 2018 ...2 more at 2.
Forced Fumbles	1 vs. Tennessee Titans, Nov 26, 2018	Special Teams Fumble Recoveries	1 vs. Buffalo Bills, Oct 14, 2018
Tackles For Loss	3 at Los Angeles Rams, Nov 12, 2017		


SINGLE-GAME HIGHS - POSTSEASON: DEFENSIVE

Special Teams Tackles	1 at New England Patriots, Jan 14, 2017
------------------------------	---

2018 GAME-BY-GAME REGULAR SEASON STATISTICS (TEXANS)

				TACKLES								INTERCEPTIONS						FUMBLES				ST					MISC				
W	DATE	OPPONENT		TK	S	A	SK	YDS	TFL	YDS	QBH	NO	YDS	LG	TD	PD	FF	FR	YDS	TK	S	A	FF	FR	S	A	W/L	SCORE			
01	09/09	at Patriots	P	0	0	0	0.0	0.0	0	0	0	0	0	0	0	0	0	0	0	0	0	0	0	0	0	0	L	20-27			
02	09/16	at Titans	S	3	3	0	0.0	0.0	0	0	0	0	0	0	0	0	0	0	0	0	0	0	0	0	0	0	L	17-20			
03	09/23	GIANTS	P	0	0	0	0.0	0.0	0	0	0	0	0	0	0	0	0	0	0	0	0	0	0	0	0	0	L	22-27			
04	09/30	at Colts	P	0	0	0	0.0	0.0	0	0	0	0	0	0	0	0	0	0	0	0	1	1	0	0	0	0	W	37-34+			
05	10/07	COWBOYS	P	0	0	0	0.0	0.0	0	0	0	0	0	0	0	0	0	0	0	0	0	0	0	0	0	0	W	19-16+			
06	10/14	BILLS	P	0	0	0	0.0	0.0	0	0	0	0	0	0	0	0	0	0	0	0	1	1	0	0	1	0	W	20-13			
07	10/21	at Jaguars	P	0	0	0	0.0	0.0	0	0	0	0	0	0	0	0	0	0	0	0	2	1	1	0	0	0	W	20-7			
08	10/25	DOLPHINS	P	2	0	2	0.0	0.0	0	0	0	0	0	0	0	0	0	0	0	0	0	0	0	0	0	0	W	42-23			
09	11/04	at Broncos	S	1	1	0	0.0	0.0	0	0	1	0	0	0	0	1	0	0	0	0	1	1	0	0	0	0	W	19-17			
11	11/18	at Redskins	S	3	2	1	0.0	0.0	0	0	1	1	8	8	0	2	0	0	0	0	0	0	0	0	0	0	W	23-21			
12	11/26	TITANS	P	3	2	1	0.0	0.0	0	0	0	0	0	0	0	0	1	0	0	0	1	0	1	0	0	0	W	34-17			
13	12/02	BROWNS	P	0	0	0	0.0	0.0	0	0	0	0	0	0	0	0	0	0	0	0	0	0	0	0	0	0	W	29-13			
2018 TOTALS				12-3	12	8	4	0.0	0.0	0	0	2	1	8	8	0	3	1	0	0	6	4	2	0	1	0	0	9-3			

+ - Overtime



VYNCINT SMITH

WIDE RECEIVER

6-3 | 202 | LIMESTONE

HOMETOWN: COLUMBIA, S.C. | AGE: 22

ROOKIE | 1ST WITH TEXANS | ACQUIRED: CFA-'18

2018 GP/GS: 5/1 | CAREER GP/GS: 5/1

TEAMS: HOU '18



17

TRANSACTIONS: Signed by the Houston Texans as a college free agent on May 11, 2018.

2018 (Houston 5/1):

- Started at WR in his NFL debut at New England (9/9)
- Became the first rookie college free agent to start in Week 1 for the Texans in franchise history
- Contributed on special teams at Tennessee (9/16)
- Made his first career reception, a 28-yard completion from QB Deshaun Watson, in the fourth quarter vs. the N.Y. Giants (9/23)
- Inactive Weeks 4-7
- Contributed on offense vs. Miami (10/25)
- Appeared on offense at Denver (11/4)
- Inactive Weeks 11-13

CAREER AT LIMESTONE:

- Played four seasons (2014-17) at Limestone College in Gaffney, S.C.
- Totaled 153 catches for 2,371 yards and 11 touchdowns in 30 career games (26 starts) for the Saints
- Set a single-season school record for receiving yards (849) as a senior in 2017

2017 (Limestone):

- 2017 second-team All-South Atlantic Conference
- Racked up 849 yards receiving with 49 receptions and three touchdowns in 10 games played

2016 (Limestone):

- Started in all 11 games during junior campaign
- Compiled 709 receiving yards with 44 receptions and four touchdowns
- Averaged 16.1 yards per reception and 64.5 receiving yards per game
- Tallied a 41-yard touchdown catch in a 35-6 win at Shaw (9/3)
- Finished with 119 yards and two touchdowns on six receptions against Mars Hill (9/17)
- Recorded 91 yards on eight catches in a 31-13 win at Lenoir-Rhyne (9/24)
- Registered 106 yards behind four catches at Carson-Newman

(10/29)

- Wrapped up the year with a 107-yard receiving performance against North Greenville (11/12)

2015 (Limestone):

- Appeared in all 10 games during sophomore season, making nine starts
- Led the team with four receiving touchdowns
- Ranked second on the team with 32 catches for 418 yards
- Posted eight catches for 88 yards and a touchdown against No. 22-ranked Lenoir-Rhyne (9/26)
- Recorded a career-best 74-yard touchdown reception in a loss at UNC Pembroke (11/14)

2014 (Limestone):

- Played in nine games, making six starts as a true freshman
- Ranked second on the team with 395 yards receiving
- Hauled in 28 receptions for 43.9 yards per game
- Recorded 14.1 yards per catch
- Finished with eight receptions for a season-best 162 yards at Kentucky Wesleyan (11/1)

PERSONAL:

- Born in Bad Windsheim, Germany
- Son of Yolanda and Vernon Smith
- Has one older sister, Vynessa, and three young siblings: Victor, Vandyn and Veronique
- Older sister ran track at Kennesaw State and plays for the Atlanta Steam of the Professional Women's Football League
- Was a member of Team Blaze, finishing second in the nation in the 4x100
- Graduated high school with a 3.6 GPA
- Majored in Mathematics
- Westwood High School: Played two seasons with the Redhawks
- Was an All-Region selection during senior season after hauling in 31 receptions for 503 yards and four touchdowns
- Guided team to a 7-5 finish and playoff appearance as a senior
- Finished with more than 500 yards receiving and four touchdowns during junior campaign
- Also competed with the track team
- Helped led the team to a 3A region runner-up finish

SINGLE-GAME HIGHS: RUSHING/RECEIVING

Receptions 1 vs. New York Giants, Sep 23, 2018
Receiving Yards 28 vs. New York Giants, Sep 23, 2018


Longest Receptions 28 vs. New York Giants, Sep 23, 2018
All-purpose yards 28 vs. New York Giants, Sep 23, 2018

TEXANS BIOS

2018 GAME-BY-GAME REGULAR SEASON STATISTICS (TEXANS)

W	DATE	OPPONENT	P/S	RECEIVING				RUSHING				TD	W/L	SCORE
				NO	YDS	LG	TD	ATT	YDS	LG	TD			
01	09/09	at Patriots	S	0	0	0	0	0	0	0	0	0	L	20-27
02	09/16	at Titans	P	0	0	0	0	0	0	0	0	0	L	17-20
03	09/23	GIANTS	P	1	28	28	0	0	0	0	0	0	L	22-27
04	09/30	at Colts					INACTIVE						W	37-34+
05	10/07	COWBOYS					INACTIVE						W	19-16+
06	10/14	BILLS					INACTIVE						W	20-13
07	10/21	at Jaguars					INACTIVE						W	20-7
08	10/25	DOLPHINS	P	0	0	0	0	0	0	0	0	0	W	42-23
09	11/04	at Broncos	P	0	0	0	0	0	0	0	0	0	W	19-17
11	11/18	at Redskins					INACTIVE						W	23-21
12	11/26	TITANS					INACTIVE						W	34-17
13	12/02	BROWNS					INACTIVE						W	29-13
2018 TOTALS			5-1	1	28	28	0	0	0	0	0	0	9-3	

+ - Overtime



DEMARIUS THOMAS

WIDE RECEIVER

6-3 | 229 | GEORGIA TECH

HOMETOWN: MONTROSE, GA. | AGE: 30

9TH NFL SEASON | 1ST WITH TEXANS | ACQUIRED: T-'18 (DEN)

2018 GP/GS: 12/12 | CAREER GP/GS (POST): 129/115 (10/10)

TEAMS: DEN '10-'18; HOU '18



87

TRANSACTIONS: Selected by the Denver Broncos with the 22nd pick in the first round (22nd overall) of the 2010 NFL Draft...Signed a contract extension with the Broncos on July 15, 2015...Traded to the Houston Texans on Oct. 30, 2018.

HONORS:

- Super Bowl 50 Champion
- AP NFL All-Pro Second Team (2x – 2013-14)
- Pro Bowl (5x – 2012-16)
- AFC Offensive Player of the Week (2x – Week 10, 2013; Week 5, 2014)

CAREER:

- Recorded 675 receptions for 9,186 yards (13.6 avg.) and 62 touchdowns in 129 career games
- Only one of six active NFL players to record more than 9,000 career receiving yards, joining Larry Fitzgerald, Antonio Gates, Antonio Brown, DeSean Jackson and Julio Jones
- Ranks third in the NFL with 36 games of 100-or-more receiving yards since 2011, trailing only Julio Jones (47) and Antonio Brown (44)
- Put together a streak of five consecutive seasons with 1,000 yards receiving that spanned from 2012-16, joining Torry Holt (six), Marvin Harrison (five) and Antonio Brown (five) as the only players in NFL history with five consecutive seasons totaling at least 90 receptions and 1,000 receiving yards
- Established a Broncos single-season record with 1,619 receiving yards in 2014
- Set a Broncos record in 2014 for the most 100-yard receiving games (10), reaching the century mark in seven consecutive games (Weeks 4-10) to tie for the third-longest streak in NFL history
- Established a Broncos single-game receiving yardage record with his 226-yard performance vs. Arizona (10/5/14)

2018 (Denver 8/8; Houston 4/4):

- Caught six passes for 63 yards (10.5 avg.) and one touchdown vs. Seattle (9/9)
- Hauled in five passes for 18 yards (3.6 avg.) vs. Oakland (9/16)
- Recorded five receptions for 63 yards (12.6 avg.) at Baltimore (9/23)
- Notched four receptions for 24 yards (6.0 avg.) vs. Kansas City (10/1)
- Tallied his 36th-career 100-yard receiving game, a season-high 105 yards receiving on five catches (21.0 avg.) and one touchdown, at the N.Y. Jets (10/7)

- Caught three passes for 57 yards (19.0 avg.) and one touchdown vs. the L.A. Rams (10/14)
- Notched five catches for 42 yards (8.4 avg.) at Kansas City (10/21), becoming the seventh active player with 9,000 career receiving yards
- Traded to Houston prior to Week 9
- Hauled in three passes for 61 yards (20.3 avg.) in his first game with the Texans at Denver (11/4)
- Contributed on offense at Washington (11/18)
- Caught four passes for 38 yards (9.5 avg.) and two touchdowns vs. Tennessee (11/26), which marked Thomas' first touchdowns as a Texan and tied him with Jimmy Graham and Dez Bryant (46) for the second-most touchdown receptions since the start of the 2013 season
- Registered three receptions for 32 yards (10.7 avg.) vs. Cleveland (12/2)

2017 (Denver 16/16):

- Started all 16 games for a sixth-consecutive season
- Finished the year with 83 receptions for 949 yards (11.4 avg.) and five touchdowns
- Caught 10 passes for 133 yards (13.3 avg.) vs. the N.Y. Giants (10/15)
- Recorded touchdown receptions in three consecutive games in Weeks 9-11
- Tallied eight receptions for 93 yards (11.6 avg.) and one touchdown vs. the N.Y. Jets (12/10)

2016 (Denver 16/16):

- Earned Pro Bowl honors for a fifth-consecutive season
- Produce his fifth-consecutive 90-catch, 1,000-yard season by recording 90 catches for 1,083 yards (12.0 avg.) and five touchdowns in 16 games
- Joined Torry Holt, Antonio Brown and Marvin Harrison as the only receivers in NFL history to record at least 90 receptions and 1,000 yards receiving in five consecutive seasons
- Caught six passes for 100 yards (16.7 avg.) and one touchdown at Cincinnati (9/25)
- Recorded touchdown receptions in three consecutive games from Weeks 3-5
- Registered a season-high 10 receptions for 126 yards (12.6 avg.) at Tennessee (12/11)

2015 (Denver 16/16, 3/3):

- Joined Marvin Harrison (five) and Jerry Rice (four) as the only players in NFL history with four consecutive seasons totaling at

least 90 receptions and 1,300 receiving yards

- ✦ Notched 105 receptions for 1,304 yards (12.4 avg.) and six touchdowns
- ✦ Started all 16 games and earned Pro Bowl honors for a fourth-consecutive season
- ✦ Caught seven passes for 60 yards (8.6 avg.) in Denver's three postseason contests and helped the Broncos capture Super Bowl 50
- ✦ Tallied eight receptions for 116 yards (14.5 avg.) at Kansas City (9/17)
- ✦ Recorded 10 receptions for 111 yards (11.1 avg.) at Cleveland (10/18)
- ✦ Notched a season-high 168 yards on eight receptions (21.0 avg.) vs. Green Bay (11/1)
- ✦ Caught five passes for 117 yards (23.4 avg.), including a season-high 72-yard touchdown vs. San Diego (1/3/16)

2014 (Denver 16/16, 1/1):

- ✦ Earned AP NFL All-Pro second-team honors for a second-consecutive season and Pro Bowl honors for a third-consecutive year
- ✦ Voted captain by his teammates and started all 16 regular season games
- ✦ Set a single-season franchise record with 1,619 yards on 111 receptions (14.6 avg.) and 11 touchdowns
- ✦ Set a franchise single-season record for most games with 100-plus yards receiving (10) and became just the seventh player in pro football history with 10 in a single year
- ✦ Recorded 100 receiving yards in Weeks 4-10 to tie for the second-longest streak in NFL history
- ✦ Joined Marvin Harrison and Jerry Rice as the only players in NFL history with three consecutive 1,400-yard, 10-touchdown seasons
- ✦ Joined Broncos Ring of Famer Rod Smith (2000-01, '05) as the only receivers in franchise history to be named to at least three Pro Bowls
- ✦ Earned AFC Offensive Player of the Week honors for his performance vs. Arizona (10/5) when he set a Broncos single-game receiving yardage record with 226 yards
- ✦ Caught 11 passes for 108 yards (9.8 avg.) at Oakland (11/9) to top 1,000 yards on the year and become just the fourth player in Broncos history with three consecutive 1,000-yard receiving seasons

2013 (Denver 16/16, 3/3):

- ✦ Earned AP NFL All-Pro second-team honors and Pro Bowl honors for a second consecutive season in 2013
- ✦ Started all 16 games and posted 92 receptions for 1,430 yards (15.5 avg.) with 14 touchdowns
- ✦ Ranked second in the NFL in receiving touchdowns and fourth in receiving yards
- ✦ Led the NFL in receptions (28), receiving yards (327) and receiving touchdowns (three) in the postseason
- ✦ Tallied at least 100 yards receiving in six regular season games
- ✦ Hauled in five passes for 161 yards (32.2 avg.) and two touchdowns, including a 78-yard touchdown vs. Baltimore (9/5)
- ✦ Earned AFC Offensive Player of the Week honors for his performance at San Diego (11/10) when he notched seven receptions for 108 yards (15.4 avg.) and three touchdowns
- ✦ Hauled in eight passes for 54 yards (6.8 avg.) and one touchdown vs. San Diego in the AFC Divisional Playoff (11/12/14)
- ✦ Tallied seven receptions for 134 yards (19.1 avg.) and one

touchdown vs. New England in the AFC Championship Game (1/19/14)

- ✦ Recorded 13 receptions for 118 yards (9.1 avg.) and one touchdown in Super Bowl XLVIII vs. Seattle (2/2/14). His 13 receptions are the second-most in Super Bowl history

2012 (Denver 16/16, 1/1):

- ✦ Earned Pro Bowl honors for the first time in his career
- ✦ Finished with 94 receptions for 1,434 yards (15.3 avg.) and 10 touchdowns
- ✦ Ranked second in the NFL in yards per reception and 25-plus yard receptions, fourth in receiving yards, seventh in receiving touchdowns and eighth in receptions
- ✦ Eclipsed the 100-yard receiving mark in seven regular season games
- ✦ Caught five passes for 110 yards (22.0 avg.) and one touchdown vs. Pittsburgh (9/9)
- ✦ Tallied nine receptions for a season-high 180 yards receiving (20.0 avg.) at New England (10/7)
- ✦ Recorded his first game with multiple touchdowns with eight receptions for 99 yards (12.4 avg.) and two touchdowns vs. Tampa Bay (12/2)
- ✦ Registered three receptions for 37 yards (12.3 avg.) and a 17-yard touchdown in the AFC Divisional Playoff vs. Baltimore (1/12)

2011 (Denver 11/5, 2/2):

- ✦ Ranked second on the team with 32 receptions for 551 yards (17.2 avg.) and four touchdowns in 11 games
- ✦ Inactive Weeks 1-5 due to injury
- ✦ Started both postseason contests and totaled 10 catches for 297 yards (29.7 avg.) and one touchdown
- ✦ Set a franchise record by leading the Broncos in receiving in the season's final seven games
- ✦ Posted 25 receptions for 448 yards (17.9 avg.) with three touchdowns in Denver's final five regular-season games
- ✦ Caught an 80-yard touchdown on the first play of overtime (longest overtime scoring play in NFL postseason history) and totaled four receptions for 204 yards vs. Pittsburgh in the AFC Wild Card Playoff (1/8/12) to mark the most receiving yards by a Bronco in postseason history and the second-highest receiving average (51.0) in a single game in NFL history

2010 (Denver 10/2):

- ✦ Totaled 22 receptions for 283 yards (12.9 avg.) and two touchdowns in 10 games as a rookie
- ✦ Returned 16 kickoffs for 398 yards (24.9 avg.)
- ✦ Tallied eight receptions for 97 yards (12.1 avg.) and one touchdown in his NFL debut vs. Seattle (9/19)
- ✦ Inactive Weeks 11-15 due to injury

COLLEGE:

- ✦ Played three seasons (2007-09) at Georgia Institute of Technology in Atlanta
- ✦ Appeared in 39 games, starting 36 contests for the Yellow Jackets
- ✦ Finished his collegiate career ranked fourth in program history in receiving yards (2,339) and touchdown receptions (15), and seventh in receptions (120)
- ✦ Averaged nearly 20 yards per reception during his career, posting the fifth-best receiving average (19.5) in Atlantic Coast Conference history

TEXANS BIOS

- ✦ Earned third-team All-America honors from the Associated Press and first-team All-ACC as a senior in 2009
- ✦ Recorded 46 receptions for 1,154 yards (25.1 avg.) in 2009. His 25.1 yards per reception set a single-season program record

PERSONAL:

- ✦ Attended West Laurens High School in Montrose, Ga.
- ✦ Earned first-team Class AA all-state honors by the *Atlanta Journal Constitution*
- ✦ Two-time all-region and All-Heart of Georgia recipient
- ✦ Caught 56 passes for 756 yards (13.5 avg.) and seven touchdowns as a senior in 2006
- ✦ Played on West Laurens' state championship basketball team

DEMARIUS THOMAS - NFL REGULAR SEASON STATISTICS

RECEIVING														RUSHING				
DATE	TEAM	GP	GS	NO.	YDS	AVG	LG	TD	NO.	YDS.	AVG.	LG	TD					
2010	Broncos	10	2	22	283	12.9	31	2	2	1	0.5	1	0					
2011	Broncos	11	5	32	551	17.2	47	4	1	5	5.0	5	0					
2012	Broncos	16	16	94	1,434	15.3	71t	10	0	0	0.0	0	0					
2013	Broncos	16	16	92	1,430	15.5	78t	14	0	0	0.0	0	0					
2014	Broncos	16	16	111	1,619	14.6	86t	11	0	0	0.0	0	0					
2015	Broncos	16	16	105	1,304	12.4	72t	6	0	0	0.0	0	0					
2016	Broncos	16	16	90	1,083	12.0	55t	5	0	0	0.0	0	0					
2017	Broncos	16	16	83	949	11.4	40	5	0	0	0.0	0	0					
2018	Broncos	8	8	36	402	11.2	45	3	0	0	0.0	0	0					
2018	Texans	4	4	10	131	13.1	31	2	0	0	0.0	0	0					
NFL TOTALS		129	115	675	9,186	13.6	86t	62	3	6	2.0	5	0					

DEMARIUS THOMAS - NFL POSTSEASON STATISTICS

BRONCOS WEEK 17 REVENUE SUMMARY													
				RECEIVING					RUSHING				
DATE	TEAM	GP	GS	NO.	YDS	AVG	LG	TD	NO.	YDS.	AVG.	LG	TD
2011	Broncos	2	2	10	297	29.7	80t	1	0	0	0.0	0	0
2012	Broncos	1	1	3	37	12.3	17t	1	0	0	0.0	0	0
2013	Broncos	3	3	28	306	10.9	30	3	0	0	0.0	0	0
2014	Broncos	1	1	5	59	11.8	24	1	0	0	0.0	0	0
2015	Broncos	3	3	7	60	8.6	15	0	0	0	0.0	0	0
NFL TOTALS		10	10	53	759	14.3	80t	6	0	0	0.0	0	0

SINGLE-GAME HIGHS: RUSHING/RECEIVING

Rush Attempts	1 vs. Chicago Bears, Dec 11, 2011 ...2 more at 1.	All-purpose yards	226 vs. Arizona Cardinals, Oct 05, 2014
Rushing Yards	5 vs. Chicago Bears, Dec 11, 2011	Kickoff Returns	5 at San Francisco 49ers, Oct 31, 2010
Longest Runs	5 vs. Chicago Bears, Dec 11, 2011	Kickoff Return Yards	144 at Tennessee Titans, Oct 03, 2010
Receptions	11 at Oakland Raiders, Nov 09, 2014	Longest Kickoff Return	65 at Tennessee Titans, Oct 03, 2010
Receiving Yards	226 vs. Arizona Cardinals, Oct 05, 2014	Special Teams Tackles	1 at Los Angeles Chargers, Nov 22, 2010 ...1 more at 1.
Longest Receptions	86t vs. Arizona Cardinals, Oct 05, 2014	Miscellaneous Tackles	1 at Kansas City Chiefs, Oct 28, 2018 ...12 more at 1.
Receiving TDs	3 vs. Miami Dolphins, Nov 23, 2014 ...1 more at 3.	Most TDs	3 vs. Miami Dolphins, Nov 23, 2014 ...1 more at 3.

SINGLE-GAME HIGHS - POSTSEASON: RUSHING/RECEIVING

Receptions	13 vs. Seattle Seahawks, Feb 02, 2014	Receiving TDs	1 vs. Indianapolis Colts, Jan 11, 2015 ...5 more at 1.
Receiving Yards	204 vs. Pittsburgh Steelers, Jan 08, 2012	All-purpose yards	204 vs. Pittsburgh Steelers, Jan 08, 2012
Longest Receptions	80t vs. Pittsburgh Steelers, Jan 08, 2012	Most TDs	1 vs. Indianapolis Colts, Jan 11, 2015 ...5 more at 1.

TEXANS BIOS

100-YARD RECEIVING GAMES (33): REGULAR SEASON

DATE	TEAM	NO.	YDS.	AVG.	LG	TD
12/04/11	at Vikings	4	144	36.0	42	2
12/18/11	PATRIOTS	7	116	16.6	39	0
09/09/12	STEELERS	5	110	22.0	71t	1
09/30/12	RAIDERS	5	103	20.6	40	0
10/07/12	at Patriots	9	180	20.0	38	0
10/28/12	SAINTS	7	137	19.6	41	1
11/11/12	at Panthers	9	135	15.0	46	0
12/23/12	BROWNS	9	102	11.3	23	1
12/30/12	CHIEFS	7	122	17.4	36	1
09/05/13	RAVENS	5	161	32.2	78t	2
11/10/13	at Chargers	7	108	15.4	34t	3
11/17/13	CHIEFS	5	121	24.2	70	0
12/01/13	at Chiefs	3	106	35.3	77	0
12/22/13	at Texans	8	123	15.4	36t	1
12/29/13	at Raiders	6	113	18.8	63t	2
10/05/14	CARDINALS	8	226	28.3	86t	2
10/12/14	at Jets	10	124	12.4	54	1
10/19/14	49ERS	8	171	21.4	49	2
10/23/14	CHARGERS	8	105	13.1	23	0
11/02/14	at Patriots	7	127	18.1	41	0
11/09/14	at Raiders	11	108	9.8	21	0
11/16/14	at Rams	7	103	14.7	23	0
12/14/14	at Chargers	6	123	20.5	36	1
12/22/14	at Bengals	7	115	16.4	46	0
12/28/14	RAIDERS	8	115	14.4	27	0
09/17/15	at Chiefs	8	116	14.5	22	0
10/18/15	at Browns	10	111	11.1	20	0
11/01/15	PACKERS	8	168	21.0	47	0
01/03/16	CHARGERS	5	117	23.4	72t	1
09/25/16	at Bengals	6	100	16.7	55t	1
12/11/16	at Titans	10	126	12.6	34	0
10/15/17	GIANTS	10	133	13.3	40	0
10/07/18	at Jets	5	105	21.0	42t	1

TEXANS BIOS

2018 GAME-BY-GAME REGULAR SEASON STATISTICS (BRONCOS/TEXANS)

W	DATE	OPPONENT	P/S	RECEIVING				RUSHING			TD	W/L	SCORE
				NO	YDS	LG		ATT	YDS	LG			
01	09/09	SEAHAWKS	S	6	63	23	1	0	0	0	0	W	27-24
02	09/16	RAIDERS	S	5	18	7	0	0	0	0	0	W	20-19
03	09/23	at Ravens	S	5	63	22	0	0	0	0	0	L	14-27
04	10/01	CHIEFS	S	4	24	12	0	0	0	0	0	L	23-27
05	10/07	at Jets	S	5	105	42	1	0	0	0	0	L	16-34
06	10/14	RAMS	S	3	57	45	1	0	0	0	0	L	20-23
07	10/18	at Cardinals	S	5	42	12	0	0	0	0	0	W	45-10
08	10/28	at Chiefs	S	3	30	11	0	0	0	0	0	L	23-30
Went from Broncos to Texans .													
09	11/04	at Broncos	S	3	61	31	0	0	0	0	0	W	19-17
11	11/18	at Redskins	S	0	0	0	0	0	0	0	0	W	23-21
12	11/26	TITANS	S	4	38	12	2	0	0	0	0	W	34-17
13	12/02	BROWNS	S	3	32	15	0	0	0	0	0	W	29-13
2018 TOTALS			12-12	46	533	45	5	0	0	0	0	7-5	



JORDAN THOMAS

TIGHT END

6-5 | 277 | MISSISSIPPI STATE

HOMETOWN: SUMRALL, MISS. | AGE: 22
 ROOKIE | 1ST WITH TEXANS | ACQUIRED: D6B-'18
 2018 GP/GS: 12/9 | CAREER GP/GS: 12/9
 TEAMS: HOU '18



83

TRANSACTIONS: Selected by the Houston Texans with the 37th pick of the sixth round (211th overall) in the 2018 NFL Draft.

2018 (Houston 12/10):

- ✦ Made his NFL debut and caught one pass for 27 yards at New England (9/9)
- ✦ Made the first start of his NFL career at Tennessee (9/16)
- ✦ Notched a career-high 53 yards receiving, including a 39-yard reception vs. the N.Y. Giants (9/23)
- ✦ Started at tight end at Indianapolis (9/30)
- ✦ Caught one pass for 11 yards vs. Dallas (10/7)
- ✦ Started at tight end vs. Buffalo (10/14)
- ✦ Started at tight end and helped the Texans rush for 141 yards at Jacksonville (10/21)
- ✦ Registered 29 receiving yards on a career-high four receptions (7.3 avg.) and his first two career touchdowns vs. Miami (10/25). Tied a franchise record for the most touchdown receptions in a game by a rookie, matching Andre Johnson, Owen Daniels and Jaelen Strong
- ✦ Started at tight end and caught a seven-yard touchdown pass from QB Deshaun Watson at Denver (11/4). Joined Owen Daniels as the only rookie tight ends to record touchdowns in back-to-back games in franchise history
- ✦ Caught one pass for 11 yards to set up K Ka'imi Fairbairn's 54-yard field goal to take the lead in the fourth quarter at Washington (11/18)
- ✦ Tallied one reception for six yards vs. Tennessee (11/26)
- ✦ Registered three receptions for 32 yards (10.7 avg.) and a touchdown. Tied Andre Johnson (four) for the second-most touchdown receptions by a rookie in franchise history (12/2)

CAREER AT MISSISSIPPI STATE:

- ✦ Played two seasons (2016-17) at Mississippi State University in Starkville, Miss. after transferring from East Central Community College in Decatur, Miss (2014-15)
- ✦ Played both tight end and wide receiver at Mississippi State
- ✦ Caught 31 passes for 311 yards and four touchdowns in 25 career games (five starts) at Mississippi State

- ✦ Was selected to play in the 2018 East-West Shrine Game

2017 (Mississippi State):

- ✦ MSU's third-leading receiver who saw most of his action at wide receiver, but also played tight end
- ✦ Caught 22 passes for 263 yards and three touchdowns in 13 games (five starts)
- ✦ Ranked second on the team in receiving yards
- ✦ Recorded at least one catch in 12-of-13 games
- ✦ Made two catches for 25 yards and one touchdown at Louisiana Tech (9/9)
- ✦ In his first career start, reeled in three passes for 28 yards and a 10-yard touchdown against Kentucky (10/21)
- ✦ Best game of his career came against Ole Miss (11/23), making four catches for 65 yards

2016 (Mississippi State):

- ✦ Played in the final 12 games of the season, catching nine passes for 48 yards and a score
- ✦ Had two catches for seven yards and a touchdown in his debut against South Carolina (9/10)

2015 (East Central CC):

- ✦ Caught 16 passes for 207 yards and three touchdowns in seven games played for the Warriors in 2015

2014 (East Central CC):

- ✦ Hauled in 16 passes for 138 yards and one touchdown during his freshman season in 2014
- ✦ Coached by Ken Karcher
- ✦ Also played basketball for East Central CC

PERSONAL:

- ✦ Son of Robert and Monique Thomas
- ✦ Has three siblings – Robresha, Monesha and Shankea
- ✦ Attended Sumrall High School
- ✦ Majored in interdisciplinary studies

SINGLE-GAME HIGHS: RUSHING/RECEIVING

Receptions 4 vs. Miami Dolphins, Oct 25, 2018
Receiving Yards 53 vs. New York Giants, Sep 23, 2018
Longest Receptions 39 vs. New York Giants, Sep 23, 2018


Receiving TDs 2 vs. Miami Dolphins, Oct 25, 2018
All-purpose yards 53 vs. New York Giants, Sep 23, 2018
Most TDs 2 vs. Miami Dolphins, Oct 25, 2018

TEXANS BIOS

2018 GAME-BY-GAME REGULAR SEASON STATISTICS (TEXANS)

W	DATE	OPPONENT	P/S	RECEIVING				RUSHING			TD	W/L	SCORE
				NO	YDS	LG	TD	ATT	YDS	LG			
01	09/09	at Patriots	P	1	27	27	0	0	0	0	0	L	20-27
02	09/16	at Titans	S	0	0	0	0	0	0	0	0	L	17-20
03	09/23	GIANTS	S	2	53	39	0	0	0	0	0	L	22-27
04	09/30	at Colts	S	0	0	0	0	0	0	0	0	W	37-34+
05	10/07	COWBOYS	P	1	11	11	0	0	0	0	0	W	19-16+
06	10/14	BILLS	S	0	0	0	0	0	0	0	0	W	20-13
07	10/21	at Jaguars	S	0	0	0	0	0	0	0	0	W	20-7
08	10/25	DOLPHINS	S	4	29	13t	2	0	0	0	0	W	42-23
09	11/04	at Broncos	S	1	7	7t	1	0	0	0	0	W	19-17
11	11/18	at Redskins	S	1	11	11	0	0	0	0	0	W	23-21
12	11/26	TITANS	S	1	6	6	0	0	0	0	0	W	34-17
13	12/02	BROWNS	P	3	32	15	1	0	0	0	0	W	29-13
2018 TOTALS			12-9	14	176	39	4	0	0	0	0	9-3	

+ - Overtime



MIKE TYSON

SAFETY

6-2 | 200 | CINCINNATI

HOMETOWN: NORFOLK, VA. | AGE: 25

1ST NFL SEASON | 1ST WITH TEXANS | ACQUIRED: FA-'18

2018 GP/GS: 7/2 | CAREER GP/GS: 7/2

TEAMS: SEA '17; HOU '18



34

TRANSACTIONS: Selected by the Seattle Seahawks with the third pick of the sixth round (187th overall) in the 2017 NFL Draft...Waived by the Seahawks on Sept. 2, 2017...Signed to the Seahawks practice squad on Sept. 3, 2017...Signed to the Seahawks active roster on Dec. 16, 2017...Waived by the Seahawks on Sept. 1, 2018...Signed to the Houston Texans practice squad on Sept. 3, 2018...Signed to the Texans active roster on Oct. 9, 2018.

2018 (Houston 7/2):

- Spent Weeks 1-5 on the Texans practice squad
- Contributed on special teams in his NFL debut vs. Buffalo (10/14)
- Appeared on special teams at Jacksonville (10/21)
- Made his first career NFL start and recorded two total tackles vs. Miami (10/25)
- Recorded two solo tackles and his first-career pass defended at Denver (11/4)
- Contributed on special teams at Washington (11/18)
- Appeared on special teams vs. Tennessee (11/26)
- Tallied one special teams tackle vs. Cleveland (12/2)

2017 (Seattle 0/0):

- Spent the first 14 weeks of the season on the Seahawks practice squad
- Elevated to the active roster on Dec. 16
- Inactive Weeks 15-17

COLLEGE:

- Played four seasons (2013-16) at the University of Cincinnati
- Appeared in 43 games with 16 starts during his collegiate career
- Recorded 137 total tackles (72 solo), 11 passes defended, 7.5 tackles for loss, seven interceptions and one fumble recovery over four seasons for the Bearcats
- Tallied career highs in total tackles (46), solo tackles (29), interceptions (five), pass breakups (five) and tackles for loss (4.5) in 10 games as a senior in 2016
- Named the Jim Kelly Sr. Spirit Award winner following his senior season
- Played in 11 games in 2015, recording 32 total tackles (21 solo) and four pass breakups as a junior
- Appeared in 11 games as a sophomore
- Recorded 41 total tackles (14 solo), one pass breakup and one fumble recovery in 2014
- Tallied 18 total tackles (eight solo), two interceptions returned for 103 yards (51.1 avg.) and one pass breakup in seven games as a true freshman in 2013

PERSONAL:

- Attended Hargrave Military Academy in Chatham, Va. as a senior in 2012 after transferring from Lake Taylor High School in Norfolk, Va.
- Posted eight interceptions at Lake Taylor HS as a junior in 2011
- Recorded 43 total tackles, 5.0 sacks and two forced fumbles on defense, while hauling in 26 passes for 600 yards and nine touchdowns on offense in 2011
- Earned all-district honors as a junior

MIKE TYSON - NFL REGULAR SEASON STATISTICS

DATE TEAM	GP GS	TK	S	A	TACKLES			YDS	QBH	NO	INTERCEPTIONS			PD	FUMBLES			TK	S	A	ST			FF	FR	S	A
					TFL	YDS	SK				YDS	LG	TD		FF	FR	YDS										
2017 Seahawks	0 0	0	0	0	0	0	0.0	0.0	0	0	0	0	0	0	0	0	0	0	0	0	0	0	0	0	0	0	0
2018 Texans	7 2	4	2	2	0	0	0.0	0.0	0	0	0	0	0	1	0	0	0	1	1	0	0	0	0	0	0	0	0
NFL TOTALS	7 2	4	2	2	0	0	0.0	0.0	0	0	0	0	0	1	0	0	0	1	1	0	0	0	0	0	0	0	0

SINGLE-GAME HIGHS: DEFENSIVE

Total Tackles 2 at Denver Broncos, Nov 04, 2018
...1 more at 2.

Passes Defended

1 at Denver Broncos, Nov 04, 2018

TEXANS BIOS

2018 GAME-BY-GAME REGULAR SEASON STATISTICS (TEXANS)

			TACKLES							INTERCEPTIONS					FUMBLES			ST					MISC				
W	DATE	OPPONENT	TK	S	A	SK	YDS	TFL	YDS	QBH	NO	YDS	LG	TD	PD	FF	FR	YDS	TK	S	A	FF	FR	S	A	W/L	SCORE
01	09/09	at Patriots											PRACTICE SQUAD												L	20-27	
02	09/16	at Titans											PRACTICE SQUAD												L	17-20	
03	09/23	GIANTS											PRACTICE SQUAD												L	22-27	
04	09/30	at Colts											PRACTICE SQUAD												W	37-34+	
05	10/07	COWBOYS											PRACTICE SQUAD												W	19-16+	
06	10/14	BILLS	P	0	0	0	0.0	0.0	0	0	0	0	0	0	0	0	0	0	0	0	0	0	0	0	0	W	20-13
07	10/21	at Jaguars	P	0	0	0	0.0	0.0	0	0	0	0	0	0	0	0	0	0	0	0	0	0	0	0	0	W	20-7
08	10/25	DOLPHINS	S	2	0	2	0.0	0.0	0	0	0	0	0	0	0	0	0	0	0	0	0	0	0	0	0	W	42-23
09	11/04	at Broncos	S	2	2	0	0.0	0.0	0	0	0	0	0	0	1	0	0	0	0	0	0	0	0	0	0	W	19-17
11	11/18	at Redskins	P	0	0	0	0.0	0.0	0	0	0	0	0	0	0	0	0	0	0	0	0	0	0	0	0	W	23-21
12	11/26	TITANS	P	0	0	0	0.0	0.0	0	0	0	0	0	0	0	0	0	0	0	0	0	0	0	0	0	W	34-17
13	12/02	BROWNS	P	0	0	0	0.0	0.0	0	0	0	0	0	0	0	0	0	0	0	1	1	0	0	0	0	W	29-13
2018 TOTALS			7-2	4	2	2	0.0	0.0	0	0	0	0	0	0	1	0	0	0	1	1	0	0	0	0	0	9-3	

+ - Overtime



CARLOS WATKINS

DEFENSIVE END

6-3 | 297 | CLEMSON

HOMETOWN: MOORESBOURNE, N.C. | AGE: 24

2ND NFL SEASON | 2ND WITH TEXANS | ACQUIRED: D4B-'17

2018 GP/GS: 2/0 | CAREER GP/GS: 14/6

TEAMS: HOU '17-'18



91

TRANSACTIONS: Selected by the Houston Texans with the 36th pick in the fourth round (142nd overall) of the 2017 NFL Draft.

2018 (Houston 2/0):

- ✦ Inactive in Weeks 1-6
- ✦ Active, but did not play Week 7 at Jacksonville (10/21)
- ✦ Made his season debut vs. Miami (10/25)
- ✦ Contributed on defense and special teams at Denver (11/4)
- ✦ Inactive Weeks 11-13

2017 (Houston 12/6):

- ✦ Recorded 21 total tackles (nine solo), three tackles for loss and one pass defended in 12 games as a rookie in 2017
- ✦ Made his NFL debut and recorded one tackle vs. Tennessee (10/1)
- ✦ Started his first career game and produced three total tackles and his first tackle for loss vs. Indianapolis (11/5)
- ✦ Notched his second consecutive start and made two total tackles, one tackle for loss and tallied his first career pass defended at the Los Angeles Rams (11/12)
- ✦ Registered two total tackles and one tackle for loss at Baltimore (12/3)
- ✦ Made his fifth start of the season and produced a pair of tackles vs. Pittsburgh (12/25)
- ✦ Notched a career-best five total tackles at Indianapolis (12/31)

COLLEGE:

- ✦ Played five seasons (2012-16) at Clemson (S.C.) University
- ✦ Received a medical redshirt for the 2013 campaign after sustaining injuries in a car crash
- ✦ Finished his Tigers career with 191 total tackles, 26 tackles for loss and 14 sacks in 1,666 snaps over 53 games (30 starts)
- ✦ Tallied 24 career games with at least one tackle for loss, and Clemson was 22-2 in those contests
- ✦ Played and roomed with Texans NT D.J. Reader at Clemson
- ✦ Earned Senior Bowl invitation
- ✦ CFP National Champion (2016)

- ✦ CBS Sports first-team All-American (2016)
- ✦ Associated Press second-team All-American (2016)
- ✦ Phil Steele fourth-team All-American (2016)
- ✦ ESPN All-Bowl Team (2016)
- ✦ First-team All-ACC (media, coaches)
- ✦ Logged 82 total tackles, 13.5 for loss and 10.5 sacks in 758 snaps over 15 games (15 starts) in his senior campaign
- ✦ His sack total in 2016 was the highest by a Clemson defensive tackle in history, breaking the mark of 10.0 held by Jim Stuckey, William Perry and Michael Dean Perry
- ✦ A first-team All-ACC (media) and second-team All-ACC (coaches) selection as a junior in 2015
- ✦ Registered 69 tackles, eight tackles for loss and 3.5 sacks in 570 snaps over 15 games (14 starts) in 2015
- ✦ Recorded 13 tackles, two tackles for loss and four quarterback pressures in 135 snaps over 11 games as a redshirt sophomore in 2014
- ✦ Tallied 11 total tackles, 1.5 tackles for loss and one quarterback pressure in 90 snaps over three games (one start) in 2013
- ✦ Recorded 16 total tackles, one tackle for loss and three quarterback pressures in 113 snaps over nine games in his first season with the Tigers

PERSONAL:

- ✦ Attended Chase High School in Forest City, N.C.
- ✦ Rated as the No. 55 player and No. 7 defensive lineman in the nation as well as No. 4 player in North Carolina by 247Sports.com
- ✦ No. 104 overall player and No. 8 defensive tackle in the nation as well as No. 5 player in North Carolina by Rivals.com
- ✦ No. 8 defensive tackle in the nation by Scout.com
- ✦ Notched 15.0 sacks, one interception and five forced fumbles as a senior
- ✦ Made 50 tackles, 29 tackles for loss and 14.0 sacks as a junior
- ✦ Played in the U.S. Army All-American game and the Shrine Bowl
- ✦ Averaged over 21 points and 10 rebounds per game in basketball as a junior
- ✦ Cousin of former Clemson defensive end Dane Rogers
- ✦ Earned undergraduate degree in sociology in December 2016

TEXANS BIOS

CARLOS WATKINS - NFL REGULAR SEASON STATISTICS

DATE	TEAM	GP	GS	TACKLES						INTERCEPTIONS					FUMBLES				ST				MISC		
				TK	S	A	TFL	YDS	SK	YDS	QBH	NO	YDS	LG	TD	PD	FF	FR	YDS	TK	S	A	FF	FR	S
2017	Texans	12	6	21	9	12	3	9	0.0	0.0	0	0	0	0	0	1	0	0	0	0	0	0	0	0	0
2018	Texans	2	0	0	0	0	0	0	0.0	0.0	0	0	0	0	0	0	0	0	0	0	0	0	0	0	0
NFL TOTALS		14	6	21	9	12	3	9	0.0	0.0	0	0	0	0	0	1	0	0	0	0	0	0	0	0	0

SINGLE-GAME HIGHS: DEFENSIVE

Total Tackles 5 at Indianapolis Colts, Dec 31, 2017
Passes Defensed 1 at Los Angeles Rams, Nov 12, 2017
Tackles For Loss 1 at Tennessee Titans, Dec 03, 2017
 ...2 more at 1.

2018 GAME-BY-GAME REGULAR SEASON STATISTICS (TEXANS)

			TACKLES								INTERCEPTIONS					FUMBLES			ST					MISC			
W	DATE	OPPONENT	TK	S	A	SK	YDS	TFL	YDS	QBH	NO	YDS	LG	TD	PD	FF	FR	YDS	TK	S	A	FF	FR	S	A	W/L	SCORE
01	09/09	at Patriots											INACTIVE												L	20-27	
02	09/16	at Titans											INACTIVE												L	17-20	
03	09/23	GIANTS											INACTIVE												L	22-27	
04	09/30	at Colts											INACTIVE												W	37-34+	
05	10/07	COWBOYS											INACTIVE												W	19-16+	
06	10/14	BILLS											INACTIVE												W	20-13	
07	10/21	at Jaguars											DID NOT PLAY												W	20-7	
08	10/25	DOLPHINS	P	0	0	0	0.0	0.0	0	0	0	0	0	0	0	0	0	0	0	0	0	0	0	0	0	W	42-23
09	11/04	at Broncos	P	0	0	0	0.0	0.0	0	0	0	0	0	0	0	0	0	0	0	0	0	0	0	0	0	W	19-17
11	11/18	at Redskins											INACTIVE												W	23-21	
12	11/26	TITANS											INACTIVE												W	34-17	
13	12/02	BROWNS											INACTIVE												W	29-13	
2018 TOTALS			2-0	0	0	0	0.0	0.0	0	0	0	0	0	0	0	0	0	0	0	0	0	0	0	0	0	9-3	

+ - Overtime



DESHAUN WATSON

QUARTERBACK

6-2 | 215 | CLEMSON

HOMETOWN: GAINESVILLE, GA. | AGE: 23

2ND NFL SEASON | 2ND WITH TEXANS | ACQUIRED: D1-'17

2018 GP/GS: 12/12 | CAREER GP/GS: 19/18

TEAMS: HOU '17-'18



4

TRANSACTIONS: Selected by the Houston Texans with the 12th pick in the first round (12th overall) of the 2017 NFL Draft.

HONORS:

- ✦ AFC Offensive Player of the Week (Week 4, 2017)
- ✦ AFC Offensive Player of the Month (October 2017)
- ✦ NFL Offensive Rookie of the Month (October 2017)
- ✦ Pro Football Weekly All-Rookie (2017)
- ✦ FedEx Air Player of the Week (Week 4, 2017)

2018 (Houston 12/12)

- ✦ Completed 17-of-34 passes for 176 yards and one touchdown and rushed for 40 yards on eight carries (5.0 avg.) at New England (9/9)
- ✦ Threw for 310 yards, two touchdowns and one interception on 22-of-32 passing (68.8%) and rushed for 44 yards on five carries (8.8 avg.) at Tennessee (9/16)
- ✦ Completed 24-of-40 passes (60.0%) for 285 yards, two touchdowns, one interception and a 98.4 passer rating vs. the N.Y. Giants (9/23). Also, rushed for a team-high 36 yards on five carries (7.2 avg.)
- ✦ Completed 29-of-42 passes for 375 yards and two touchdowns with one interception at Indianapolis (9/30). Also ran for 41 yards on six carries (6.8 avg.) and one touchdown. Became only the third quarterback since the NFL/AFL merger to throw for at least 375 yards and two touchdowns and rush for 40-or-more yards and one touchdown. Matched Kurt Warner and Marc Bulger for the most games (eight) with multiple touchdown passes through a player's first 11 career games in NFL history
- ✦ Threw for 375 yards and one touchdown on 33-of-44 passing and rushed 10 times for 40 yards (4.0 avg.) vs. Dallas (10/7). Extended his streak of games with at least 375 yards passing and 35 yards rushing to three. No other quarterback has ever accomplished that feat in back-to-back games in NFL history
- ✦ Completed 15-of-25 passes for 177 yards, one touchdown and two interceptions vs. Buffalo (10/14)
- ✦ Threw for 134 yards and one touchdown on 12-of-24 passing and an 81.8 passer rating at Jacksonville (10/21). Rushed seven times for 13 yards (1.9 avg.)
- ✦ Completed 16-of-20 passes (80.0%) for 239 yards, five touchdowns, no interceptions and a 156.0 passer rating vs. Miami (10/25). Recorded more touchdown passes (five) than incompletions (four) and led the team to three touchdown drives that lasted under one minute. Became the first quarterback to record multiple games with at least five touchdown passes within a player's first 15 career games since the AFL/NFL merger and

the first since QB Norm Van Brocklin in 1950

- ✦ Finished with 213 yards and two touchdowns on 17-of-24 passing (70.8%) and rushed for 38 yards on six carries (6.3 avg.) at Denver (11/4)
- ✦ Completed 16-of-24 passes for 208 yards, one touchdown, two interceptions and 72.9 passer rating at Washington (11/18). Tied Dan Marino (37) for the second-most touchdown passes through a player's first 17 career games in NFL history
- ✦ Finished with 210 yards and two touchdowns on 19-of-24 passing and rushed for a career-high 70 yards and one touchdown vs. Tennessee (11/26). Joined Kurt Warner as the only quarterbacks to throw for at least 4,500 yards and 35 touchdowns in their first 18 career games in NFL history
- ✦ Completed 22-of-31 passes (71.0%) for 224 yards and one touchdown and rushed seven times for 30 yards (4.3 avg.) vs. Cleveland (12/2). Set a franchise record for the most consecutive games with a touchdown pass (17)

2017 (Houston 7/6):

- ✦ Completed 126-of-204 passes for 1,699 yards and 19 touchdowns, while rushing for 269 yards and two touchdowns on 36 carries in seven games as a rookie
- ✦ Set NFL records for most passing touchdowns (19) through a player's first seven career games and most passing touchdowns (18 in Weeks 3-8) by a rookie over any five-game span in NFL history
- ✦ Recorded three games with four-or-more passing touchdowns, joining Fran Tarkenton as the only rookies in NFL history to do so
- ✦ Joined Cam Newton as the only rookies in NFL history to average 240-or-more passing yards and 35-or-more rushing yards per game
- ✦ Was the first rookie quarterback in NFL history with two games of 300-or-more passing yards and 40-or-more rushing yards in a season
- ✦ Played in the second half of the season opener vs. Jacksonville (9/10). Threw for a touchdown on the first drive of his NFL career
- ✦ Made his first career start at Cincinnati (9/14) and recorded the longest rush ever by a Texans quarterback (49 yards), compiled the most rushing yards ever by a Texans quarterback (67), became the first quarterback to score touchdowns in his first two games with the Texans and led the team in both rushing and passing
- ✦ Became the first quarterback in franchise history and fourth rookie since 2000 to record 300-plus passing yards and 40-plus rushing yards in a single game at New England (9/24). Watson's 301 passing yards established a Texans single-game rookie record and he became the first rookie quarterback to throw for

300-plus yards against the defending Super Bowl champions since Cam Newton did so against the Green Bay Packers in 2011. Recorded his first multi-touchdown game and guided the Texans to their most points (30) since Week 16 of the 2015 season. Watson and RB D'Onta Foreman combined for 664 yards passing and rushing through the first three games of the season, the most by a rookie combination in franchise history and second most among rookie combinations in the NFL

- ✦ Completed 25-of-34 passes (73.5%) for 283 yards and four touchdowns and added 24 yards and one score on the ground vs. Tennessee (10/1). With his performance, Watson tied the all-time rookie quarterback record with five touchdowns in the game and became the first quarterback to throw for four touchdowns and run for one since Fran Tarkenton in 1961. Watson became the only rookie in NFL history with seven-or-more passing touchdowns and two-or-more rushing touchdowns in his team's first four games of a season, became the first rookie quarterback in team history with three-or-more touchdown passes in a game and led the Texans to a team-record 57 points
- ✦ Completed 16-of-31 passes for 261 yards and five touchdowns and added 31 rushing yards vs. Kansas City (10/8). With his Week 5 performance, Watson became the first rookie quarterback in NFL history to produce five-or-more touchdowns in consecutive games and became the second rookie quarterback to throw for four-or-more touchdowns in back-to-back games. Watson also became the first rookie quarterback to throw for 260 yards and rush for 20 yards in three consecutive games and became the first rookie quarterback to total 12 touchdowns in his first five games
- ✦ Threw for 225 yards and three touchdowns and added 23 rushing yards vs. Cleveland (10/15). His 15 passing touchdowns were the most by a rookie in his first six games and tied the NFL record for most passing touchdowns for a quarterback through his first six career games. Became the first rookie since the merger to throw for three-or-more touchdown passes in three consecutive games and became the first rookie in NFL history with 225-or-more passing yards and 20-or-more rushing yards in four consecutive games. With the performance, Watson passed Ryan Mallet (1,170) for the ninth-most passing yards in Texans history, Ryan Fitzpatrick (184) for the third-most rushing yards by a quarterback in franchise history and tied Brock Osweiler (15) for the sixth-most passing touchdowns in team history
- ✦ Tallied 402 passing yards with four touchdowns and added 67 rushing yards on eight carries at Seattle (10/29). He became the first quarterback in NFL history with 400-or-more passing yards, four-or-more passing touchdowns and 50-or-more rushing yards in a single game while also passing Kurt Warner for the most passing touchdowns (18) through a player's first seven career games in NFL history. His 18 passing touchdowns in his past five games are the most by a rookie over any five-game span in NFL history. Watson became the fifth quarterback and first rookie in NFL history to have a five-game stretch of 225-or-more passing yards and 20-or-more rushing yards, joining Andrew Luck (2015-16), Aaron Rodgers (2016), Daunte Culpepper (2004) and Randall Cunningham (1990). His four passing touchdowns tie Peyton Manning, Marcus Mariota and Dak Prescott for the most games (four) of three-or-more passing touchdowns by a rookie in NFL history
- ✦ Placed on the Reserve/Injured list on Nov. 3

COLLEGE:

- ✦ Played three seasons (2014-16) at Clemson (S.C.) University
- ✦ Put up record numbers and guided Clemson to consecutive

College Football Playoff appearances, with the school's second National Championship in 2016

- ✦ Led Clemson to 28 wins over his final two seasons and compiled a 32-3 record as a starter, which was the best winning percentage in school history for a quarterback
- ✦ Two-time Heisman Trophy finalist; finished third in the 2015 balloting with 148 first-place votes and second in 2016 with 269 first-place votes
- ✦ The first ACC player to finish in the top three of the voting on multiple occasions
- ✦ Two-time recipient of the Davey O'Brien Award, one of only four quarterbacks who can make that claim, and the first since Oklahoma's Jason White in 2003,04, also two-time winner of the Manning Award
- ✦ Finished third in ACC history in total offense (12,094), behind only NC State's Philip Rivers and Tajh Boyd
- ✦ Threw for 10,163 yards and 90 career touchdowns
- ✦ Tops in Clemson history in career completion percentage (.674), passing efficiency (157.5) and total offense per game (318.3)
- ✦ In his career in the fourth quarter, passed for 16 touchdowns with only two interceptions
- ✦ CFP National Champion (2016)
- ✦ National Championship Game Most Valuable Offensive Player (2016)
- ✦ Fiesta Bowl Most Valuable Offensive Player (2016)
- ✦ Capital One Orange Bowl Offensive Most Valuable Player (2015)
- ✦ Scout.com National Player of the Year (2016)
- ✦ First-team All-America by AFCA, Associated Press, CBS Sports, ESPN.com, Football Writers Association and USA Today (2015)
- ✦ ACC Player of the Year (2015)
- ✦ ACC Championship Game Most Valuable Player (2015)
- ✦ Second-team All-America by AFCA and Associated Press (2016)
- ✦ Second-team All-America by Sporting News, Sports Illustrated and Walter Camp (2015, 2016)
- ✦ One of four quarterbacks to win the Davey O'Brien Award twice (2015, 2016)
- ✦ Manning Award (2015, 2016)
- ✦ All-ACC Academic Team (2015, 2016)
- ✦ Johnny Unitas Award (2016)
- ✦ Bobby Bowden Award (2016)
- ✦ Walter Camp Player of the Year finalist (2015, 2016)
- ✦ Maxwell Award semi-finalist (2016)
- ✦ Maxwell Award finalist (2015)
- ✦ Heisman Trophy Finalist (3rd - 2015, 2nd - 2016)
- ✦ Turned in one of the most decorated seasons in college football history, including being named a Heisman finalist and National Championship Game Most Valuable Offensive Player after leading Clemson to its second National Championship in 2016
- ✦ Set Clemson records by throwing for 4,593 yards and 41 touchdowns as a junior
- ✦ Completed 67 percent of his passes and accounted for 5,219 yards of total offense, 10 more than his total from the 2015 season
- ✦ Accounted for 50 touchdowns in all, with nine rushing scores
- ✦ Posted 463 yards of total offense and four total touchdowns to lead Tigers to dramatic 35-31 win over Alabama in the National Championship Game (1/9/17)
- ✦ Became Clemson's first winner of the prestigious Davey O'Brien and Manning Awards in 2015
- ✦ First player in FBS history with at least 4,000 passing yards and 1,000 rushing yards in a season as a sophomore

TEXANS BIOS

- Set National Championship Game record with 478 yards of total offense, including a passing total of 405 yards and four touchdowns vs. Alabama (1/11/16) as a sophomore
- Completed 93-of-137 passes for 1,466 yards and 14 touchdowns against only two interceptions in 330 snaps over eight games as a freshman in 2014

PERSONAL:

- Four-year starter at Gainesville (Ga.) High School
- Set state career records for total offense yards (17,134) and total touchdowns (218)
- Notched 13,077 passing yards and 155 touchdowns along with 4,057 rushing yards and 63 touchdowns in his career
- Set the state career records for passing touchdowns and total offense yards by the end of his junior season

- Named state player of the year as a sophomore, junior and senior and earned Gatorade Player of the Year honors in Georgia as a senior
- Amassed 4,431 passing yards and 57 touchdowns against only five interceptions along with 1,057 rushing yards and 14 touchdowns as a senior
- Logged 5,700 total offense yards and 64 touchdowns, including 4,024 passing yards and 50 touchdowns, as a junior
- No. 16 player and No. 1 dual-threat quarterback in the nation by ESPN
- No. 31 player and No. 1 dual-threat quarterback in the nation and No. 2 player in Georgia by Rivals.com
- Selected to play in the U.S. Army All-American Game and Under Armour All-American Game
- Earned undergraduate degree in communication in December 2016

SINGLE-GAME HIGHS: QUARTERBACK

Pass Attempts	44 vs. Dallas Cowboys, Oct 07, 2018
Pass Completions	33 vs. Dallas Cowboys, Oct 07, 2018
Yards Passing	402 at Seattle Seahawks, Oct 29, 2017
TD Passes	5 vs. Miami Dolphins, Oct 25, 2018 ...1 more at 5.
Long Passes	73t vs. Miami Dolphins, Oct 25, 2018
Completion Percentage	80.0 vs. Miami Dolphins, Oct 25, 2018

Passer Rating	156 vs. Miami Dolphins, Oct 25, 2018
Rush Attempts	10 vs. Dallas Cowboys, Oct 07, 2018
Rushing Yards	70 vs. Tennessee Titans, Nov 26, 2018
Longest Runs	49t at Cincinnati Bengals, Sep 14, 2017
Rushing TDs	1 vs. Tennessee Titans, Nov 26, 2018 ...3 more at 1.

2018 GAME-BY-GAME REGULAR SEASON STATISTICS (TEXANS)

EAGLE GAME BY GAME REGULAR SEASON STATISTICS (TEXANS)																				
				PASSING											RUSHING					
W	DATE	OPPONENT	P/S	ATT	CMP	YDS	PCT	Y/A	Y/C	TD	INT	LG	SK/YD	RATE	ATT	YDS	LG	TD	W/L	SCORE
01	09/09	at Patriots	S	34	17	176	50.0	5.2	10.4	1	1	27	3/18	62.9	8	40	13	0	L	20-27
02	09/16	at Titans	S	32	22	310	68.8	9.7	14.1	2	1	39t	4/21	107.6	5	44	15	0	L	17-20
03	09/23	GIANTS	S	40	24	385	60.0	9.6	16.0	2	1	39	3/17	98.4	5	36	10	0	L	22-27
04	09/30	at Colts	S	42	29	375	69.0	8.9	12.9	2	1	30	7/28	102.8	6	41	18	1	W	37-34+
05	10/07	COWBOYS	S	44	33	375	75.0	8.5	11.4	1	1	49	1/1	98.2	10	40	11	0	W	19-16+
06	10/14	BILLS	S	25	15	177	60.0	7.1	11.8	1	2	24	7/35	61.6	2	2	3	0	W	20-13
07	10/21	at Jaguars	S	24	12	139	50.0	5.8	11.6	1	0	31	1/8	81.8	7	13	4	0	W	20-7
08	10/25	DOLPHINS	S	20	16	239	80.0	12.0	14.9	5	0	73t	0/0	156.0	1	14	14	0	W	42-23
09	11/04	at Broncos	S	24	17	213	70.8	8.9	12.5	2	0	31	4/21	125.9	6	38	8	0	W	19-17
11	11/18	at Redskins	S	24	16	208	66.7	8.7	13.0	1	2	40	3/27	72.9	3	7	6	0	W	23-21
12	11/26	TITANS	S	24	19	210	79.2	8.8	11.1	2	0	28	4/29	130.9	9	70	34	1	W	34-17
13	12/02	BROWNS	S	31	22	224	71.0	7.2	10.2	1	0	29	4/27	102.1	7	30	11	0	W	29-13
2018 TOTALS			12-12	364	242	3,031	66.5	8.3	12.5	21	9	73t	41/232	101.1	69	375	34	2	9-3	

+ - Overtime



J.J. WATT

DEFENSIVE END

6-5 | 288 | WISCONSIN

HOMETOWN: PEWAUKEE, WIS. | AGE: 29

8TH NFL SEASON | 8TH WITH TEXANS | ACQUIRED: D1-'11

2018 GP/GS: 12/12 | CAREER GP/GS (POST): 100/100 (5/5)

TEAMS: HOU '11-'18



99

TRANSACTIONS: Selected by the Houston Texans with the 11th pick in the first round (11th overall) of the 2011 NFL Draft...Signed a contract extension with the Texans on Sept. 2, 2014.

HONORS:

- ✦ Walter Payton NFL Man of the Year (2017)
- ✦ Sports Illustrated Person of the Year (2017)
- ✦ Associated Press and PFWA NFL Defensive Player of the Year (3x – 2012, 2014-15)
- ✦ Associated Press First-Team All-Pro (4x – 2012-15)
- ✦ Pro Bowl selection (4x – 2012-15) and 2014 Pro Bowl Captain
- ✦ NFL 101 AFC Defensive Player of the Year (3x – 2012, 2014-15)
- ✦ Pro Football Weekly/PFWA Defensive Most Valuable Player (3x – 2012, 2014-15)
- ✦ PFW First-Team All-Pro (4x – 2012-15)
- ✦ AFC Defensive Player of the Week (7x – Week 2, 2012; Week 15, 2012; Week 4, 2014; Week 11, 2014; Week 11, 2015; Week 17, 2015; Week 12, 2018) – second-most all-time
- ✦ AFC Defensive Player of the Month (6x – September, 2012; December, 2012; September, 2014; December, 2014; November, 2015; September, 2018)
- ✦ USA Football All-Fundamentals Team (2012)
- ✦ Houston Texans Rookie of the Year (2011)
- ✦ Pro Football Weekly/PFWA All-Rookie Team (2011)
- ✦ USA Today All-Joe Team (2011)
- ✦ NFL sack leader (2x – 2012, 2015)
- ✦ Bert Bell Award winner (2014)

CAREER:

- ✦ Has recorded 87.5 sacks, 13 fumble recoveries, 20 forced fumbles and 50 passes defended in his career
- ✦ Became the second-fastest NFL player to reach 80.0 career sacks, doing so in his 92nd career game. Hall of Fame DE Reggie White accomplished the feat in 70 career games
- ✦ Passed Derrick Thomas (66.0) for the second-most career sacks in a player's first five seasons in NFL history
- ✦ In his 75th career game, became the second-fastest player in NFL history to reach 70.0 sacks (Reggie White, 57 games)
- ✦ Became the second-fastest player in NFL history to reach 75.0 career sacks, as he did so in his 82nd career game. Hall of Fame DE Reggie White accomplished the feat in his 65th career game
- ✦ Leads the NFL with 235 quarterback hits and 147 tackles for loss and ranks second in the NFL in sacks since entering the league in 2011
- ✦ The only player in NFL history with 20-or-more sacks and 10-or-more passes defended in the same season, which he

accomplished twice (2012, 2014)

- ✦ Recorded his third career 15.0-sack season (2012, 2014, 2015), which is tied for the second-most in the NFL since 1982. Reggie White is the only other player to notch three 15.0-sack seasons in his first five years in the league
- ✦ Has 22 career games with 2.0-or-more sacks, the second-most of any player in his first five seasons in NFL history
- ✦ Has six games with 3.0-or-more sacks in his career
- ✦ Notched his fourth straight season with 10.0-or-more sacks in 2015, which is the longest active streak in the NFL
- ✦ The first Texan with four seasons (2012-15) of 10.0-or-more sacks in his career (no other player in franchise history has three)
- ✦ Ranks first in franchise history with 87.5 sacks
- ✦ Owns the three highest single-season sack totals in team history (2012, 2014, 2015)
- ✦ Posted 50-or-more quarterback hits in two straight seasons (2014-15)
- ✦ Has blocked four kicks in his career, including a franchise-record two in 2013
- ✦ One of two players to record 10.0 sacks and 10 passes defended in two different seasons since 1991 (Jason Taylor)
- ✦ Posted his fourth straight season (2012-15) with 40-or-more quarterback hits and reached 200 career quarterback hits. His 2012-15 seasons are currently the top four single-season quarterback hit totals since 2006
- ✦ His 36.5 sacks through his first three seasons were the seventh-most in NFL history for a player through their first three seasons
- ✦ Became first player in NFL history with 14 passes defended and 14 sacks in the same season in 2012
- ✦ His 36.5 combined sacks and passes defended in 2012 were the most by a player since 1991, when passes defended became an official statistic
- ✦ Emerged on the national scene in the playoffs following the 2011 season with 3.5 sacks and an interception return for a touchdown in the postseason
- ✦ Became the fastest defensive lineman to reach 50 career passes defended in NFL history, doing so in his 100th game, passing Kevin Williams and Jason Taylor who each reached the milestone in their 123rd games
- ✦ Became the first player in NFL history to record at least eight total tackles, 3.0 sacks, three tackles for loss, four quarterback hits and one forced fumble in three separate career games (Week 15 of 2012, Week 17 of 2015 and Week 3 of 2018). There has only been six occurrences in NFL history since tackles for loss became an official statistic where a player recorded at least eight total tackles, 3.0 sacks, three tackles for loss, four quarterback hits and one forced fumble in a game and Watt is

responsible for three of them. DeMarcus Ware, James Harrison and Aaron Donald are the only other NFL players to accomplish the feat once

2018 (Houston 12/12):

- ✦ Earned AFC Defensive Player of the Month honors for his play during the month of September
- ✦ Notched two solo tackles and two quarterback hits at New England (9/9)
- ✦ Registered six total tackles (four solo), two tackles for loss and one forced fumble at Tennessee (9/16)
- ✦ Finished with eight total tackles (four solo), 3.0 sacks, three tackles for loss, four quarterback hits and one forced fumble vs. the N.Y. Giants (9/23). Became the first player in the NFL to record five total tackles, 1.0 sack, two tackles for loss and a forced fumble in the first half this season
- ✦ Tallied four solo tackles, 2.0 sacks, one tackle for loss, one quarterback hit and two forced fumbles at Indianapolis (9/30). Recorded multiple sacks in back-to-back games for the seventh time in his NFL career, which is the most in NFL history. Clay Matthews, Demarcus Ware, Jared Allen and Jason Pierre-Paul are all tied for second with three each
- ✦ Notched two total tackles (two solo), 1.0 sack, one tackle for loss and two quarterback hits vs. Dallas (10/7)
- ✦ Recorded three total tackles, 1.0 sack, one tackle for loss and one quarterback hit vs. Buffalo (10/14). Tied for the NFL lead in sacks (7.0) with Vikings DE Danielle Hunter. Recorded 1.0 sack in four consecutive games for the sixth time in his career, which is the second-most in the NFL since 2011 (Broncos OLB Von Miller – seven)
- ✦ Tallied one total tackle, one quarterback hit and one pass defended at Jacksonville (10/21). Passed S Glover Quin (47) for the fifth-most passes defended in franchise history
- ✦ Notched four total tackles (three solo) 1.0 sack, two tackles for loss, one quarterback hit and one pass defended vs. Miami (10/25)
- ✦ Recorded two solo tackles, 1.0 sack, one tackle for loss and three quarterback hits at Denver (11/4)
- ✦ Registered a season-high nine total tackles (six solo), 1.5 sacks, two quarterback hits, one tackle for loss and one forced fumble vs. Tennessee (11/26). Watt recorded his 20th career forced fumble and set a new career high for forced fumbles in a single season with five
- ✦ Tallied one total tackle (one solo), one tackle for loss and one pass defended vs. Cleveland (12/2). Became the fastest defensive lineman to reach 50 career passes defended in NFL history, doing so in his 100th game and passing Jason Taylor and Kevin Williams who each reached the milestone in their 121st game

2017 (Houston 5/5):

- ✦ Recorded 15 total tackles (11 solo), five quarterback hits, three tackles for loss and two passes defended in five games played
- ✦ Started in his return to the field and recorded one tackle and one quarterback hit vs. Jacksonville (9/10)
- ✦ Recorded six combined tackles with five solo stops, one quarterback hit and one pass defended at Cincinnati (9/14)
- ✦ Tallied six total tackles for the second consecutive game and recorded two quarterback hits and three tackles for loss at New England (9/24)
- ✦ Moved into a tie for fifth in team history with 47 career passes defended vs. Tennessee (10/1)

- ✦ Placed on the Reserve/Injured list on Oct. 11

2016 (Houston 3/3, 0/0):

- ✦ Spent the entire preseason on the Active/Physically Unable to Perform list
- ✦ Moved from the Active/Physically Unable to Perform list to the active roster on Sept. 3
- ✦ Tied for the team lead with three quarterback hits in the season opener vs. Chicago (9/11)
- ✦ Finished with five total tackles, 1.5 sacks, two quarterback hits, one tackle for loss and one fumble recovery vs. Kansas City (9/18)
- ✦ Recorded a sack in his third straight regular season game against Kansas City, dating back to Oct. 20, 2013, when he brought down Chiefs QB Alex Smith for a four-yard loss (9/18)
- ✦ Placed on the Reserve/Injured list on Sept. 28, breaking a streak of 83 consecutive starts since entering the NFL

2015 (Houston 16/16, 1/1):

- ✦ Totaled 76 total tackles (57 solo), 17.5 sacks, 50 quarterback hits, 29 tackles for loss, eight passes defended, three forced fumbles and one fumble recovery in 16 games
- ✦ Finished with nine tackles (all solo), including six for a loss and 2.0 sacks vs. Kansas City (9/13)
- ✦ His 2.0 sacks tied for the most in a season opener in franchise history (Mario Williams, 3x - last: vs. Indianapolis, 9/11/11)
- ✦ Became the eighth player in team history to record 300 career tackles (304)
- ✦ Posted a sack in the fourth straight home opener (2012-15) of his career
- ✦ Recorded his 60th career sack in his 66th career game, which is the second-fastest in NFL history behind only Reggie White who accomplished the feat in his 47th game (9/20)
- ✦ Finished second on the team with seven tackles (six solo) and recorded 2.0 sacks, four quarterback hits and three tackles for loss at Miami (10/25)
- ✦ Set a single-game career high with 10 quarterback hits vs. Tennessee (11/1)
- ✦ Finished the game with five tackles (three solo), 10 quarterback hits, 2.5 sacks, one tackle for loss and one forced fumble vs. Tennessee (11/1)
- ✦ Led the team with eight solo tackles, including five for loss, 2.0 sacks and five quarterback hits vs. N.Y. Jets (11/22)
- ✦ Finished the game with five tackles (three solo), 2.0 sacks and eight quarterback hits vs. New Orleans (11/29)
- ✦ In his 75th career game, became the second-fastest player in NFL history to reach 70.0 sacks (Reggie White, 57 games)
- ✦ Named AFC Defensive Player of the Month for November (fifth time in his career)
- ✦ Has recorded 15.5 career sacks in 10 games against Tennessee, which is his highest total against any team. He has notched 2.0-or-more sacks in three of the last four games against the Titans and in six overall in the series
- ✦ Led the team with eight tackles (five solo), to go along with a single-game season-high 3.0 sacks, three tackles for loss, four quarterback hits, two passes defended, one forced fumble and one fumble recovery vs. Jacksonville (1/3/16)
- ✦ His sack total ranks as the third-highest single-season mark in franchise history behind his 20.5 sacks in 2012 and 2014
- ✦ Recorded his third career 15.0-sack season, which is tied for the second-most in the NFL since 1982. Reggie White is the only other player to notch three 15.0-sack seasons in his first five

years in the league

- ✦ Posted 50-or-more quarterback hits for the second straight season (51 in 2014)
- ✦ Named AFC Defensive Player of the Week in Week 17

2014 (Houston 16/16):

- ✦ Totaled 78 tackles, 20.5 sacks, 29 tackles for loss, 50 quarterback hits, five fumble recoveries and four forced fumbles
- ✦ Started and played in every game for the fourth consecutive season.
- ✦ Tied his career high with 20.5 sacks and became the first player in NFL history with 20 or more sacks in two different seasons (2012 and 2014)
- ✦ Named the AFC Defensive Player of the Month twice (September and December)
- ✦ Recorded five total touchdowns (three receiving, one interception return and one fumble return) and a safety to finish with 32 points scored
- ✦ Recorded a sack, 3.0 tackles, five quarterback hits, 2.0 tackles for loss and recovered a fumble vs. Washington (9/7)
- ✦ Became the first defensive player in franchise history to score from scrimmage on a 1-yard touchdown reception at Oakland (9/14)
- ✦ Notched his first career regular season interception and returned it 80 yards for a touchdown, which is tied for the sixth longest return in NFL history for a defensive lineman, in Week 4 vs. Buffalo (9/28). Also had a career-high nine quarterback hits, five tackles and a pass defended
- ✦ Recorded 2.0 sacks, one tackle for loss, a forced fumble, fumble recovery, six quarterback hits and caught a one-yard touchdown pass in the fourth quarter vs. Tennessee (11/30) in Week 13
- ✦ Became Texans all-time sack leader with 54.0 sacks in Week 16 vs. Baltimore (12/21) when he sacked Ravens QB Joe Flacco on fourth-and-10 in the fourth quarter
- ✦ Became the first player in NFL history to record two seasons with more than 20 sacks (20.5 in 2012 and again in 2014), as he finished with 3.0 sacks, four tackles for loss, three quarterback hits, a forced fumble, safety and team-high six tackles vs. Jacksonville (12/28) in Week 17. Had 2.0-or-more sacks in all six division games this season and six sacks in two games against Jacksonville

2013 (Houston 16/16):

- ✦ Led the NFL in quarterback hits (46) and was second in tackles for loss (22) while setting a career high with 117 tackles (71 solo) to go along with a team-best 10.5 sacks, seven passes defended, four forced fumbles, two fumble recoveries and two blocked kicks
- ✦ Recorded nine tackles (five solo), 1.0 sack and a forced fumble at Kansas City (10/20)
- ✦ Recorded eight tackles (four solo), 1.0 sack, one pass defended and blocked a field goal attempt vs. Indianapolis (11/3)
- ✦ Notched seven tackles (five solo), one sack and set career highs with two forced fumbles and two fumble recoveries at Arizona (11/10)
- ✦ Tallied 2.0 sacks along with 13 tackles (eight solo) vs. Oakland (11/17). His 2.0 sacks marked the ninth time in his career that he has recorded at least two in a game
- ✦ Totaled nine solo tackles, 1.0 sack, a season-high five tackles for loss, a pass defended and forced a fumble at Tennessee (12/29)

2012 (Houston 16/16, 2/2):

- ✦ Named the AP Defensive Player of the Year after he led the NFL

with a franchise single-season record 20.5 sacks on the season

- ✦ Set a league season record for defensive linemen with 16 passes defended
- ✦ Earned AP First-Team All-Pro honors and was selected as Pro Bowl starter for the AFC after leading the Texans with 107 tackles (85 solo), 16 passes defended, four forced fumbles and two recoveries
- ✦ Contributed to 95 plays that either resulted in no gain or negative yardage
- ✦ Had six total tackles (four solo), 1.5 sacks, and three passes defended, two of which were intercepted by his teammates in the season opener vs. Miami (9/9)
- ✦ Led the defense with 10 total tackles while sacking Broncos QB Peyton Manning 2.5 times at Denver (9/23)
- ✦ Recorded seven tackles (five solo) including 2.0 sacks and recovered a fumble at Tennessee (9/30)
- ✦ Made seven total tackles (six solo) including 2.0 sacks of Aaron Rodgers vs. Green Bay (10/14)
- ✦ Sacked Colts QB Andrew Luck 3.0 times for a total loss of 22 yards, tallied 13 total tackles and forced a fumble for the third consecutive game vs. Indianapolis (12/16).
- ✦ Became the ninth player in NFL history to record 20.0 or more sacks in a season when he sacked Vikings QB Christian Ponder for a loss of three yards in the third quarter vs. Minnesota (12/23). He also forced a fumble in his fourth consecutive game. It was his fourth of the season, tying a franchise single-season record
- ✦ Registered four solo tackles, all of which were for a loss, one quarterback hit on an incomplete pass, and batted down his 16th pass of the season at Indianapolis (12/30)
- ✦ Led the team with five tackles and recorded two tackles for loss and two passes defended in AFC Wild Card Playoff vs. Cincinnati (1/5/13)
- ✦ Sacked Bengals QB Andy Dalton for a 9-yard loss in the first quarter in AFC Wild Card Playoff vs. Cincinnati (1/5/13), raising his career postseason sack total to 4.5
- ✦ Recorded a half sack and four total tackles in AFC Divisional Playoff at New England (1/13/13), raising his career postseason sack total to 5.0

2011 (Houston 16/16, 2/2):

- ✦ Started all 16 games as a rookie, recording 59 tackles (52 solo), 5.5 sacks, four passes defended, two fumble recoveries and blocked a field goal to earn Houston Texans Rookie of the Year honors
- ✦ Recorded one fumble recovery, one quarterback pressure and five solo tackles in the season opener vs. Indianapolis (9/11)
- ✦ Blocked a field goal and recorded four tackles (three solo) at Miami (9/18)
- ✦ Recorded his first career sack to go along with four solo tackles at New Orleans (9/25)
- ✦ Intercepted a pass in the second quarter and returned it 29 yards for a touchdown to go along with a sack of Bengals QB Andy Dalton for a 7-yard loss in AFC Wild Card Playoff vs. Cincinnati (1/7/12)
- ✦ Recorded game-high 12 tackles (nine solo) and 2.5 sacks for a loss of 22 yards in AFC Divisional Playoff at Baltimore (1/15/12)

COLLEGE:

- ✦ Played two seasons (2009-10) at the University of Wisconsin–Madison (Wis.)
- ✦ Redshirted the 2008 season at Wisconsin after transferring from

TEXANS BIOS

Central Michigan University in Mount Pleasant, Mich., where he spent the 2007 campaign

- Started all 26 games he played in for the Badgers at strongside defensive end, recording 106 total tackles (74 solo) with 11.5 sacks for a loss of 75 yards, 36.5 stops for losses of 144 yards and 28 quarterback pressures
- Recovered five fumbles (one with Central Michigan) and caused four others, blocked four kicks and deflected 13 passes in his college career
- All-America first-team selection by The NFL Draft Report, earning second-team honors from the Associated Press and Sports Illustrated and consensus All-Big Ten Conference first-team choice
- Recipient of the Lott IMPACT Trophy and was also named Lott IMPACT Player of the Week for his performance vs. Ohio State
- Started all 13 games in 2010 at strongside defensive end, finishing second on the team with 62 total tackles (42 solos) while leading the Badgers with 7.0 sacks for minus-56 yards, finishing third nationally with 21.0 stops for losses totaling 91 yards
- Blocked three kicks and deflected eight passes and intercepted another for a 15-yard return

- Sophomore All-America and second-team All-Big Ten Conference selection by The NFL Draft Report in 2009, earning All-Big Ten honorable mention from the league's coaches and media and also chosen Academic All-Big Ten
- Life sciences communication major, earning Academic All-Big Ten Conference honors

PERSONAL:

- Raised more than \$37 million for Hurricane Harvey relief for Houston
- Received an honorary doctorate from Baylor College of Medicine
- Served as the Grand Marshal of the 2012 Houston Lifestock Show and Rodeo and Art Car Parades
- Founded and serves on the board of directors of the Justin J. Watt Foundation which provides support to after-school athletic programs in Wisconsin and Texas
- Attended Pewaukee (Wisc.) High School and earned All-Woodland Conference, All-Area and All-Parkland County honors as a senior while garnering All-State accolades
- Received Woodland Conference Player of the Year recognition in 2006

J.J. WATT - NFL REGULAR SEASON STATISTICS

2011-2018 TEXANS SEASON STATISTICS																													
DATE	TEAM	GP	GS	TK	S	A	TACKLES				INTERCEPTIONS					FUMBLES					ST				MISC				
							TFL	YDS	SK	YDS	QBH	NO	YDS	LG	TD	PD	FF	FR	YDS	TK	S	A	FF	FR	S	A			
2011	Texans	16	16	56	49	7	13	4	5.5	47.5	19	0	0	0	0	4	0	2	2	0	0	0	0	0	0	0	0	0	0
2012	Texans	16	16	81	69	12	39	14	20.5	138.5	43	0	0	0	0	16	4	2	7	0	0	0	0	0	0	0	0	0	
2013	Texans	16	16	80	65	15	22	83	10.5	70.5	46	0	0	0	0	7	4	2	0	0	0	0	0	0	0	0	0	0	
2014	Texans	16	16	78	59	19	29	139	20.5	140.0	51	1	80	80t	1	10	4	5	59	0	0	0	0	0	0	0	0	0	
2015	Texans	16	16	76	57	19	29	126	17.5	117.5	50	0	0	0	0	8	3	1	0	0	0	0	0	0	0	0	0	0	
2016	Texans	3	3	8	1	7	1	4	1.5	5.0	5	0	0	0	0	0	0	1	0	0	0	0	0	0	0	0	0	0	
2017	Texans	5	5	15	11	4	3	11	0.0	0.0	5	0	0	0	0	2	0	0	0	0	0	0	0	0	0	0	0	0	
2018	Texans	12	12	46	35	11	14	77	11.5	82.0	20	0	0	0	0	3	5	0	0	0	0	0	0	0	0	0	0	0	
NFL TOTALS		100	100	440	346	94	150	458	87.5	601.0	239	1	80	80t	1	50	20	13	68	0	0	0	0	0	0	0	0	0	

J.J. WATT - NFL POSTSEASON STATISTICS

DETAILED NFL SEASON STATISTICS																											
		TACKLES								INTERCEPTIONS						FUMBLES						ST				MISC	
DATE	TEAM	GP	GS	TK	S	A	TFL	YDS	SK	YDS	QBH	NO	YDS	LG	TD	PD	FF	FR	YDS	TK	S	A	FF	FR	S	A	
2011	Texans	2	2	14	11	3	4	0	3.5	29.0	4	1	29	29t	1	1	0	0	0	0	0	0	0	0	0	0	
2012	Texans	2	2	9	6	3	3	0	1.5	13.5	3	0	0	0	0	2	0	0	0	0	0	0	0	0	0	0	
2015	Texans	1	1	1	0	1	0	0	0.0	0.0	0	0	0	0	0	0	0	0	0	0	0	0	0	0	0	0	
NFL TOTALS		5	5	24	17	7	7	0	5.0	42.5	7	1	29	29t	1	3	0	0	0	0	0	0	0	0	0	0	

SINGLE-GAME HIGHS: DEFENSIVE

Total Tackles 10 vs. Indianapolis Colts, Dec 16, 2012
Sacks 3.0 vs. New York Giants, Sep 23, 2018
 ...5 more at 3.0.
Passes Defensed 3 vs. Indianapolis Colts, Oct 09, 2014
 ...3 more at 3.
Forced Fumbles 2 at Indianapolis Colts, Sep 30, 2018
 ...1 more at 2.
Fumble Recoveries 2 at Arizona Cardinals, Nov 10, 2013

Tackles For Loss 6 vs. Kansas City Chiefs, Sep 13, 2015
 ...1 more at 6.
Interceptions 1 vs. Buffalo Bills, Sep 28, 2014
Interception Return Yards 80 vs. Buffalo Bills, Sep 28, 2014
Safeties 1 vs. Jacksonville Jaguars, Dec 28, 2014

SINGLE-GAME HIGHS - POSTSEASON: DEFENSIVE

Total Tackles 12 at Baltimore Ravens, Jan 15, 2012
Sacks 2.5 at Baltimore Ravens, Jan 15, 2012
Passes Defensed 2 vs. Cincinnati Bengals, Jan 05, 2013

Tackles For Loss 3 at Baltimore Ravens, Jan 15, 2012
Interceptions 1 vs. Cincinnati Bengals, Jan 07, 2012
Interception Return Yards 29 vs. Cincinnati Bengals, Jan 07, 2012

TEXANS BIOS

2018 GAME-BY-GAME REGULAR SEASON STATISTICS (TEXANS)

				TACKLES							INTERCEPTIONS					FUMBLES			ST					MISC					
W	DATE	OPPONENT		TK	S	A	SK	YDS	TFL	YDS	QBH	NO	YDS	LG	TD	PD	FF	FR	YDS	TK	S	A	FF	FR	S	A	W/L	SCORE	
01	09/09	at Patriots	S	2	2	0	0.0	0.0	0	0	2	0	0	0	0	0	0	0	0	0	0	0	0	0	0	0	0	L	20-27
02	09/16	at Titans	S	6	4	2	0.0	0.0	2	4	0	0	0	0	0	0	1	0	0	0	0	0	0	0	0	0	0	L	17-20
03	09/23	GIANTS	S	8	4	4	3.0	25.0	3	24	4	0	0	0	0	0	1	0	0	0	0	0	0	0	0	0	0	L	22-27
04	09/30	at Colts	S	4	4	0	2.0	8.0	1	4	2	0	0	0	0	0	2	0	0	0	0	0	0	0	0	0	0	W	37-34+
05	10/07	COWBOYS	S	2	2	0	1.0	9.0	1	9	2	0	0	0	0	0	0	0	0	0	0	0	0	0	0	0	0	W	19-16+
06	10/14	BILLS	S	3	3	0	1.0	11.0	1	11	1	0	0	0	0	0	0	0	0	0	0	0	0	0	0	0	0	W	20-13
07	10/21	at Jaguars	S	1	1	0	0.0	0.0	0	0	1	0	0	0	0	1	0	0	0	0	0	0	0	0	0	0	0	W	20-7
08	10/25	DOLPHINS	S	4	3	1	1.0	6.0	2	8	1	0	0	0	0	1	0	0	0	0	0	0	0	0	0	0	0	W	42-23
09	11/04	at Broncos	S	2	2	0	1.0	7.0	1	7	3	0	0	0	0	0	0	0	0	0	0	0	0	0	0	0	0	W	19-17
11	11/18	at Redskins	S	4	3	1	1.0	4.0	1	4	1	0	0	0	0	0	0	0	0	0	0	0	0	0	0	0	0	W	23-21
12	11/26	TITANS	S	9	6	3	1.5	12.0	1	5	2	0	0	0	0	0	1	0	0	0	0	0	0	0	0	0	0	W	34-17
13	12/02	BROWNS	S	1	1	0	0.0	0.0	1	1	1	0	0	0	0	1	0	0	0	0	0	0	0	0	0	0	0	W	29-13
2018 TOTALS			12-12	46	35	11	11.5	82.0	14	77	20	0	0	0	0	3	5	0	0	0	0	0	0	0	0	0	9-3		

+ - Overtime



JOE WEBB III

QUARTERBACK

6-4 | 231 | ALABAMA-BIRMINGHAM

HOMETOWN: BIRMINGHAM, ALA. | AGE: 32

9TH NFL SEASON | 1ST WITH TEXANS | ACQUIRED: UFA-'18 (BUF)

2018 GP/GS: 12/0 | CAREER GP/GS (POST): 98/4 (7/1)

TEAMS: MIN '10-13; CAR '14-16; BUF '17; HOU '18



5

TRANSACTIONS: Selected by the Minnesota Vikings with the 30th pick in the sixth round (199th overall) of the 2010 NFL Draft...Signed by the Carolina Panthers as an unrestricted free agent on March 21, 2014...Re-signed by the Panthers on March 9, 2015...Re-signed by the Panthers on March 10, 2016...Waived by the Panthers on Sept 2, 2017...Signed by the Buffalo Bills on Sept. 4, 2017...Signed by the Houston Texans as an unrestricted free agent on April 5, 2018...Released by the Texans on Sept. 1, 2018...Signed by the Texans as a free agent on Sept. 3, 2018.

CAREER:

- Only player in NFL history to attempt 150-or-more passes, record 50-or-more rushes, catch five-or-more passes, produce 10-or-more special teams tackles and return 10-or-more kickoffs

2018 (Houston 12/0):

- Made his Texans debut and contributed on special teams at New England (9/9)
- Contributed on special teams at Tennessee (9/16)
- Appeared on special teams vs. the N.Y. Giants (9/23)
- Contributed on special teams at Indianapolis (9/30)
- Notched one special teams tackle vs. Dallas (10/7)
- Recorded one special teams tackle vs. Buffalo (10/14)
- Contributed on special teams at Jacksonville (10/21)
- Played on special teams vs. Miami (10/25)
- Contributed on offense and special teams at Denver (11/4)
- Appeared on special teams at Washington (11/18)
- Contributed on special teams vs. Tennessee (11/26)
- Played on special teams vs. Cleveland (12/2)

2017 (Buffalo 16/0):

- Contributed on special teams in all 16 games
- Entered the game after QB Nathan Peterman left due to injury vs. Indianapolis (12/10) in Week 14 and led the Bills to victory in overtime
- Contributed on special teams in the AFC Wild Card Playoff at Jacksonville (1/7/18)

2016 (Carolina 14/0):

- Played in 14 games for Carolina and was inactive for one game
- Contributed primarily on special teams and saw action at wide receiver
- Served as reserve quarterback vs. Tampa Bay (10/10) when Cam Newton was injured and Derek Anderson started
- Averaged 21.8 yards on six kickoff returns for 131 yards with a long of 37 yards
- Finished second on the team with seven special teams tackles

- Caught one pass for three yards
- Inactive vs. San Francisco (9/18) and dressed but did not play vs. Tampa Bay (10/10)
- Notched a career-long 37-yard kickoff return vs. Arizona (10/30) in Week 8

2015 (Carolina 16/0, 3/0):

- Appeared in all 16 regular season games for Carolina
- Contributed primarily on special teams
- Played in all three postseason contests, including Super Bowl 50 vs. Denver (2/7/16)
- Finished second on the team with 12 total special teams tackles and recovered one fumble
- Averaged 22.3 yards on eight kickoff returns for 178 yards

2014 (Carolina 7/0, 2/0):

- Appeared in seven regular season games and both postseason contests
- Served as a reserve quarterback, saw action at wide receiver and contributed on special teams
- Posted one reception for 16 yards, returned two kickoffs for 53 yards and logged one special teams tackle
- Made switch back to quarterback in 2014 after playing one season at wide receiver for Minnesota in 2013

2013 (Minnesota 16/1):

- Switched to wide receiver for Minnesota in 2013 after playing quarterback during first three seasons
- Registered five catches for 33 yards
- Returned one kickoff for nine yards
- Started at wide receiver at Detroit (12/29) in Week 17 but did not record a catch

2012 (Minnesota 1/0, 1/1):

- Appeared in one regular season game in relief of QB Christian Ponder vs. Tennessee (10/7) in Week 5
- Started in place of Ponder in the 2012 NFC Wild Card Playoff at Green Bay (1/5/13)
- Completed 11-of-30 passes for 180 yards, one touchdown and one interception. Also added 68 yards rushing on seven carries in the playoff loss to the Packers

2011 (Minnesota 11/1):

- Played in 11 games with one start for Minnesota in 2011
- Completed 34-of-63 passes for 376 yards and three touchdowns with two interceptions to compile a 74.6 quarterback rating

TEXANS BIOS

- Carried 22 times for 154 yards and two touchdowns
- Snagged first career reception for nine yards at Green Bay (11/14) in Week 10 and started at wide receiver vs. Denver (12/4) in Week 13
- Threw first career touchdown at Detroit (12/11) in Week 14, hitting RB Toby Gerhart from two yards out
- Set a Vikings franchise record for most rushing yards in a game by a quarterback with 109 on seven attempts at Detroit (12/11) in Week 14
- Scampered a career-long 65 yards for a touchdown at Detroit, the longest run by a quarterback in franchise history and seventh longest at the time by a quarterback in NFL history

2010 (Minnesota 5/2):

- Played in the last five games of 2010, starting the final two
- Completed 54-of-89 passes for 480 yards and no touchdowns with three interceptions
- Gained 120 rushing yards on 18 attempts with two touchdowns
- Had one kickoff return for 30 yards
- Made NFL debut vs. Buffalo (12/5) in Week 13
- Returned opening kickoff 30 yards to become the first quarterback in Vikings history to return a kickoff
- Became first quarterback to return a kickoff since Guido Merkens in 1981
- Scored first career touchdown on a 13-yard run vs. Chicago (12/20) in Week 15
- Became only the second Vikings rookie quarterback to win first start at Philadelphia (12/28) in Week 16
- Produced career highs of an 87.8 quarterback rating and 65.4 completion percentage on 17-of-26 passing for 195 yards, while adding 31 yards rushing and one touchdown on six carries

COLLEGE:

- Played four seasons (2006-09) at the University of Alabama-Birmingham after redshirting the 2005 campaign
- Completed 468-of-792 career passes for 5,771 yards and 37 touchdowns. Also rushed for 2,774 yards and 24 touchdowns on 516 carries during his collegiate career
- As a senior, completed 162-of-271 passes for 2,299 yards and 21 touchdowns, adding 1,427 yards rushing and 11 touchdowns, and two receptions for 12 yards and a touchdown
- Threw for a career-high 2,367 yards as a junior in 2008, adding another 1,021 yards and 11 touchdowns on the ground
- Played both wide receiver and quarterback as a sophomore. Completed 65-of-117 passes for 679 yards and five touchdowns, while hauling in 30 passes for 459 yards and three touchdowns
- Saw action in two games in 2006 after redshirting as a freshman

PERSONAL:

- Son of Joseph and Wanda Webb
- Has two sons, Joe IV and Zamir
- Held Joe Webb's Annual Back 2 School Rally, where he gave out free food and school supplies to kids in Birmingham, Ala.
- Goes Christmas shopping every year with a program called 'The Relatives.' An organization that aims to help youth find stability and pathways to a successful future
- Hosts a free football camp at UAB each summer
- Attended Ensley High School in Birmingham, Ala. where he lettered in football, basketball and baseball, while also being a member of the National Honor Society
- Named honorable mention Class 5A all-state by the *Birmingham News*
- Threw for more than 2,000 yards and 18 touchdowns as a senior in 2004

JOE WEBB III - NFL REGULAR SEASON PASSING STATISTICS

DATE	TEAM	GP	GS	ATT.	CMP.	PCT.	YDS	AVG.	TD	INT.	LG	SK	LST	RATE
2010	Vikings	5	2	89	54	60.7	477	5.4	0	3	46	8	48	60.9
2011	Vikings	11	1	63	34	54.0	376	6.0	3	2	36	3	21	74.6
2012	Vikings	1	0	0	0	0.0	0	0.0	0	0	0	0	0	0.0
2013	Vikings	16	1	0	0	0.0	0	0.0	0	0	0	0	0	0.0
2014	Panthers	7	0	0	0	0.0	0	0.0	0	0	0	0	0	0.0
2015	Panthers	16	0	0	0	0.0	0	0.0	0	0	0	0	0	0.0
2016	Panthers	14	0	0	0	0.0	0	0.0	0	0	0	0	0	0.0
2017	Bills	16	0	7	2	28.6	35	5.0	0	1	34	0	0	8.3
2018	Texans	12	0	0	0	0.0	0	0.0	0	0	0	0	0	0.0
TOTALS		98	4	159	90	56.6	888	5.6	3	6	46	11	69	63.1

JOE WEBB III - NFL POSTSEASON PASSING STATISTICS

DATE	TEAM	GP	GS	ATT.	CMP.	PCT.	YDS	AVG.	TD	INT.	LG	SK	LST	RATE
2012	Vikings	1	1	30	11	36.7	180	6.0	1	1	50t	3	23	54.9
2014	Panthers	2	0	0	0	0.0	0	0.0	0	0	0	0	0	0.0
2015	Panthers	3	0	0	0	0.0	0	0.0	0	0	0	0	0	0.0
2017	Bills	1	0	0	0	0.0	0	0.0	0	0	0	0	0	0.0
TOTALS		7	1	30	11	36.7	180	6.0	1	1	50t	3	23	54.9

TEXANS BIOS

JOE WEBB III - NFL REGULAR SEASON STATISTICS

			RECEIVING					RUSHING				
DATE	TEAM	GP GS	NO.	YDS	AVG	LG	TD	NO.	YDS.	AVG.	LG	TD
2010	Vikings	5 2	0	0	0.0	0	0	18	120	6.7	16	2
2011	Vikings	11 1	1	9	9.0	9	0	22	154	7.0	65t	2
2012	Vikings	1 0	0	0	0.0	0	0	1	-1	-1.0	-1	0
2013	Vikings	16 1	5	33	6.6	15	0	0	0	0.0	0	0
2014	Panthers	7 0	1	16	16.0	16	0	0	0	0.0	0	0
2015	Panthers	16 0	0	0	0.0	0	0	1	-1	-1.0	-1	0
2016	Panthers	14 0	1	3	3.0	3	0	0	0	0.0	0	0
2017	Bills	16 0	0	0	0.0	0	0	8	54	6.8	22	0
2018	Texans	12 0	0	0	0.0	0	0	0	0	0.0	0	0
NFL TOTALS		98 4	8	61	7.6	16	0	50	326	6.5	65t	4

JOE WEBB III - NFL POSTSEASON STATISTICS

			RECEIVING					RUSHING				
DATE	TEAM	GP GS	NO.	YDS	AVG	LG	TD	NO.	YDS.	AVG.	LG	TD
2012	Vikings	1 1	0	0	0.0	0	0	7	68	9.7	17	0
2014	Panthers	2 0	0	0	0.0	0	0	0	0	0.0	0	0
2015	Panthers	3 0	0	0	0.0	0	0	0	0	0.0	0	0
2017	Bills	1 0	0	0	0.0	0	0	0	0	0.0	0	0
NFL TOTALS		7 1	0	0	0.0	0	0	7	68	9.7	17	0

JOE WEBB III - NFL REGULAR SEASON RETURN STATISTICS

			KICKOFF RETURNS					PUNT RETURNS				
DATE	TEAM	RET.	YDS.	AVG.	LG	TD	NO.	FC	YDS	AVG	LG	TD
2010	Vikings	1	30	30.0	30	0	0	0	0	0.0	0	0
2011	Vikings	0	0	0.0	0	0	0	0	0	0.0	0	0
2012	Vikings	0	0	0.0	0	0	0	0	0	0.0	0	0
2013	Vikings	1	9	9.0	9	0	0	0	0	0.0	0	0
2014	Panthers	2	53	26.5	27	0	0	0	0	0.0	0	0
2015	Panthers	8	178	22.3	27	0	0	0	0	0.0	0	0
2016	Panthers	6	131	21.8	37	0	0	0	0	0.0	0	0
2017	Bills	0	0	0.0	0	0	0	0	0	0.0	0	0
2018	Texans	0	0	0.0	0	0	0	0	0	0.0	0	0
NFL TOTALS		18	401	22.3	37	0	0	0	0	0.0	0	0

JOE WEBB III - NFL POSTSEASON RETURN STATISTICS

			KICKOFF RETURNS					PUNT RETURNS				
DATE	TEAM	RET.	YDS.	AVG.	LG	TD	NO.	FC	YDS	AVG	LG	TD
2012	Vikings	0	0	0.0	0	0	0	0	0	0.0	0	0
2014	Panthers	0	0	0.0	0	0	0	0	0	0.0	0	0
2015	Panthers	5	83	16.6	25	0	0	0	0	0.0	0	0
2017	Bills	0	0	0.0	0	0	0	0	0	0.0	0	0
NFL TOTALS		5	83	16.6	25	0	0	0	0	0.0	0	0

TEXANS BIOS

SINGLE-GAME HIGHS: QUARTERBACK

Pass Attempts	32 vs. Chicago Bears, Jan 01, 2012 ...1 more at 32.	Passer Rating	87.8 at Philadelphia Eagles, Dec 28, 2010
Pass Completions	20 at Detroit Lions, Jan 02, 2011	Rush Attempts	7 at Detroit Lions, Dec 11, 2011
Yards Passing	200 vs. Chicago Bears, Jan 01, 2012	Rushing Yards	109 at Detroit Lions, Dec 11, 2011
TD Passes	2 at Washington Redskins, Dec 24, 2011	Longest Runs	65t at Detroit Lions, Dec 11, 2011
Long Passes	46 at Philadelphia Eagles, Dec 28, 2010 ...1 more at 46.	Rushing TDs	1 at Washington Redskins, Dec 24, 2011 ...3 more at 1.
Completion Percentage	65.4 at Philadelphia Eagles, Dec 28, 2010		

SINGLE-GAME HIGHS - POSTSEASON: QUARTERBACK

Pass Attempts	30 at Green Bay Packers, Jan 05, 2013	Completion Percentage	36.7 at Green Bay Packers, Jan 05, 2013
Pass Completions	11 at Green Bay Packers, Jan 05, 2013	Passer Rating	54.9 at Green Bay Packers, Jan 05, 2013
Yards Passing	180 at Green Bay Packers, Jan 05, 2013	Rush Attempts	7 at Green Bay Packers, Jan 05, 2013
TD Passes	1 at Green Bay Packers, Jan 05, 2013	Rushing Yards	68 at Green Bay Packers, Jan 05, 2013
Long Passes	50t at Green Bay Packers, Jan 05, 2013	Longest Runs	17 at Green Bay Packers, Jan 05, 2013 ...1 more at 17.

SINGLE-GAME HIGHS: RUSHING/RECEIVING

Rush Attempts	7 at Detroit Lions, Dec 11, 2011	All-purpose yards	109 at Detroit Lions, Dec 11, 2011
Rushing Yards	109 at Detroit Lions, Dec 11, 2011	Kickoff Returns	3 at New York Giants, Dec 20, 2015
Longest Runs	65t at Detroit Lions, Dec 11, 2011	Kickoff Return Yards	64 at New York Giants, Dec 20, 2015
Rushing TDs	1 at Washington Redskins, Dec 24, 2011 ...3 more at 1.	Longest Kickoff Return	37 vs. Arizona Cardinals, Oct 30, 2016
Receptions	3 vs. Carolina Panthers, Oct 13, 2013	Special Teams Tackles	2 vs. Denver Broncos, Sep 24, 2017 ...2 more at 2.
Receiving Yards	24 vs. Carolina Panthers, Oct 13, 2013	Most TDs	3 at Washington Redskins, Dec 24, 2011
Longest Receptions	16 at Philadelphia Eagles, Nov 10, 2014		

SINGLE-GAME HIGHS - POSTSEASON: RUSHING/RECEIVING

Rush Attempts	7 at Green Bay Packers, Jan 05, 2013	Kickoff Return Yards	59 vs. Seattle Seahawks, Jan 17, 2016
Rushing Yards	68 at Green Bay Packers, Jan 05, 2013	Longest Kickoff Return	25 vs. Seattle Seahawks, Jan 17, 2016
Longest Runs	17 at Green Bay Packers, Jan 05, 2013 ...1 more at 17.	Special Teams Tackles	1 vs. Arizona Cardinals, Jan 24, 2016 ...2 more at 1.
All-purpose yards	68 at Green Bay Packers, Jan 05, 2013	Miscellaneous Tackles	1 at Green Bay Packers, Jan 05, 2013
Kickoff Returns	4 vs. Seattle Seahawks, Jan 17, 2016	Most TDs	1 at Green Bay Packers, Jan 05, 2013

100-YARD RUSHING GAMES (1): REGULAR SEASON

DATE	TEAM	ATT.	YDS.	AVG.	LG	TD
12/11/11	at Lions	7	109	15.6	65t	1

TEXANS BIOS

2018 GAME-BY-GAME REGULAR SEASON STATISTICS (TEXANS)

W	DATE	OPPONENT	P/S	PASSING										RUSHING					W/L	SCORE
				ATT	CMP	YDS	PCT	Y/A	Y/C	TD	INT	LG	SK/YD	RATE	ATT	YDS	LG	TD		
01	09/09	at Patriots	P	0	0	0	0.0	0.0	0.0	0	0	0	0/0	0.0	0	0	0	0	L	20-27
02	09/16	at Titans	P	0	0	0	0.0	0.0	0.0	0	0	0	0/0	0.0	0	0	0	0	L	17-20
03	09/23	GIANTS	P	0	0	0	0.0	0.0	0.0	0	0	0	0/0	0.0	0	0	0	0	L	22-27
04	09/30	at Colts	P	0	0	0	0.0	0.0	0.0	0	0	0	0/0	0.0	0	0	0	0	W	37-34+
05	10/07	COWBOYS	P	0	0	0	0.0	0.0	0.0	0	0	0	0/0	0.0	0	0	0	0	W	19-16+
06	10/14	BILLS	P	0	0	0	0.0	0.0	0.0	0	0	0	0/0	0.0	0	0	0	0	W	20-13
07	10/21	at Jaguars	P	0	0	0	0.0	0.0	0.0	0	0	0	0/0	0.0	0	0	0	0	W	20-7
08	10/25	DOLPHINS	P	0	0	0	0.0	0.0	0.0	0	0	0	0/0	0.0	0	0	0	0	W	42-23
09	11/04	at Broncos	P	0	0	0	0.0	0.0	0.0	0	0	0	0/0	0.0	0	0	0	0	W	19-17
11	11/18	at Redskins	P	0	0	0	0.0	0.0	0.0	0	0	0	0/0	0.0	0	0	0	0	W	23-21
12	11/26	TITANS	P	0	0	0	0.0	0.0	0.0	0	0	0	0/0	0.0	0	0	0	0	W	34-17
13	12/02	BROWNS	P	0	0	0	0.0	0.0	0.0	0	0	0	0/0	0.0	0	0	0	0	W	29-13
2018 TOTALS			12-0	0	0	0	0.0	0.0	0.0	0	0	0	0/0	0.0	0	0	0	0	9-3	

+ - Overtime



BRANDON WEEDEN

QUARTERBACK

6-3 | 227 | OKLAHOMA STATE

HOMETOWN: OKLAHOMA CITY, OKLA. | AGE: 35

7TH NFL SEASON | 3RD WITH TEXANS | ACQUIRED: UFA-'18 (TEN)

2018 GP/GS: 1/0 | CAREER GP/GS: 35/25

TEAMS: CLE '12-13; DAL '14-15; HOU '15-18; TEN '17



3

TRANSACTIONS: Selected by the Cleveland Browns with the 22nd pick in the first round (22nd overall) of the 2012 NFL Draft...Waived by the Browns on March 12, 2014...Signed by the Dallas Cowboys on March 17, 2014...Waived by the Cowboys on Nov. 17, 2015...Claimed off waivers by the Houston Texans on Nov. 18, 2015...Re-signed with the Texans on April 1, 2016...Waived by the Texans on Sept. 2, 2017...Signed by the Tennessee Titans on Oct. 3, 2017...Signed by the Texans as an unrestricted free agent on March 29, 2018.

CAREER:

- Started 20-of-23 games in Cleveland (2012-2013)
- As a rookie with the Browns, started 15 games and throwing for 3,385 yards, a Browns rookie record, and 14 touchdowns while completing 57.4 percent of his passes
- Played in five games with one start for the Cowboys in 2014 and went 24-of-41 for 303 yards with three touchdowns and two interceptions
- Claimed off waivers by the Texans in November 2015 after playing in four games (three starts) with Dallas

2018 (Houston 1/0):

- Active, but did not play in Weeks 1-7
- Made his season debut vs. Miami (10/25) and took a knee to end the first half
- Active, but did not play in Weeks 9-13

2017 (Tennessee 0/0):

- Was active but did not play in Weeks 6 and 7
- Inactive Weeks 9-17 and both postseason games

2016 (Houston 0/0):

- Inactive for Weeks 1-12, Weeks 15-17 and the AFC Divisional round at New England (1/14/17)
- Active but did not play in Week 13 at Green Bay (12/4), Week 14 at Indianapolis (12/11) or the AFC Wild Card round vs. Oakland (1/7/17)

2015 (Dallas 4/3; Houston 2/1):

- Started in Weeks 3-5 for the Dallas Cowboys after QB Tony Romo was placed on IR-Designated to Return
- Entered the game in Week 2 at Philadelphia (9/20) and completed 7-of-7 passes for 73 yards, and a touchdown (149.7 rating)
- Started in Week 3 against Atlanta (9/27) and completed 22-of-26 passes for 232 yards and an interception (87.8 rating)
- Started in Week 4 at New Orleans (10/4) and went 16-for-26 for

- 246 yards and a touchdown (105.6 rating)
- Started in Week 5 against New England (10/11) and went 26-for-39 for 187 yards and an interception (66.9 rating)
- Claimed off waivers by the Texans on Nov. 19
- Did not play in Week 11 vs. N.Y. Jets (11/22)
- Inactive in Weeks 12-14
- Completed 11-of-18 passes for 105 yards, one touchdown and a 95.8 passer rating at Indianapolis (12/20)
- Entered the game after QB T.J. Yates exited due to injury in the second quarter at Indianapolis (12/20) and completed 4-of-5 passes for 36 yards on the ensuing drive, which led to a field goal at the end of the first half
- Threw an eight-yard touchdown pass to WR Jaelen Strong in the fourth quarter at Indianapolis (12/20), his first with the Texans, third of the season and 29th of his career. On the 10-play, 90-yard drive, went 4-of-6 for 54 yards and the score
- Became the first player in franchise history with two passing touchdowns and one rushing touchdown in a game at Tennessee (12/27)
- Completed 15-of-24 passes for 200 yards, two touchdowns, no interceptions and a 116.7 passer rating at Tennessee (12/27), which was the highest passer rating he'd recorded in a game in which he started
- Scored his first career rushing touchdown on a seven-yard run in the second quarter at Tennessee (12/27)
- Completed a 44-yard pass to WR DeAndre Hopkins in the second quarter at Tennessee (12/27), his longest completion with the Texans
- Did not play in Week 17 vs. Jacksonville (1/3/16) and in Wild Card Game vs. Kansas City (1/9/16)

2014 (Dallas 5/1):

- Played in five games with one start and completed 24-of-41 passes for 303 yards with three touchdowns and two interceptions
- Made his Cowboys debut in place of Romo in the third and fourth quarters of the overtime loss vs. Washington (10/27) and completed 4-of-6 passes for 69 yards and a touchdown
- Started against Arizona (11/2) and completed 18-of-33 (54.5%) passes for 183 yards with one touchdown and two interceptions
- Stepped in for Romo in the fourth quarter when the game was in check at Jacksonville (11/9) in London and completed his lone pass (eight yards)
- Entered the game late in the fourth quarter of the NFC East-clinching win vs. Indianapolis (12/21) to complete his only attempt for a 43-yard touchdown

TEXANS BIOS

- Played one snap in the fourth quarter of the season-ending win at Washington (12/28)

2013 (Cleveland 6/5):

- Started five of the eight games he played in, completing 141-of-267 passes for 1,731 yards with nine touchdowns and nine interceptions
- Threw a career-high 53 passes against Miami (9/8)
- Completed a season-high 26 passes on his way to 292 yards and two touchdowns against Detroit (10/13)
- Threw a career-high three passes of 25-plus yards, including a career-long 95-yard touchdown pass to WR Josh Gordon, on his way to a career-best 370 passing yards and three touchdowns against Jacksonville (12/1)

2012 (Cleveland 15/15):

- Started and played in 15 games, completing 297-of-517 passes for 3,385 yards with 14 touchdowns and 17 interceptions
- Added 27 runs for 111 yards, the third-highest total on the team
- His 3,385 passing yards were a Browns rookie record, the seventh-highest figure ever by an NFL rookie and the 10th most by any Browns quarterback
- Finished second among NFL rookies in passing yards (3,385), passing first downs (168) and completions of 20-plus yards (48)
- Threw his first career touchdown pass on a 32-yard screen to RB Trent Richardson and recorded his first career 300-yard passing game (322) while completing a career-high 70.3 percent of his passes at Cincinnati (9/16)
- Completed a career-high 27 passes at home against Buffalo (9/23)
- Attempted a season-high 52 passes and threw for 320 yards with a career-high 17 first downs at Baltimore (9/27)
- Recorded his first win and threw two touchdown passes vs. Cincinnati (10/14)
- Completed 69.4 percent of his passes and compiled 364 passing yards in a win at Oakland (12/2)

COLLEGE:

- Played four seasons (2008-11) at Oklahoma State University in Stillwater, Okla. after redshirting the 2007 campaign
- Started the final 26 games of his 30-game career with the Cowboys
- Completed 767-of-1,103 career passes for 9,260 yards and 75 touchdowns, both of which are Oklahoma State records
- As a senior, finished second in the nation with a school single-season record 4,727 passing yards, while completing 409-of-565 passes and throwing for a single-season record 37 touchdowns
- Broke school records in total attempts, completions, yardage, and touchdowns
- Established a school record with 502 yards passing against Kansas State
- As a junior, completed 342-of-511 passes for 4,277 yards with 34 touchdowns
- Appeared in three games as a sophomore, completing 15-of-24 passes for 248 yards with four touchdowns
- Saw action in one game in 2008 after redshirting as a freshman

PERSONAL:

- As a pitcher, was the first player chosen by the New York Yankees (second round, 71st overall) in the 2002 MLB Draft
- Traded to the Los Angeles Dodgers after the 2003 season then selected in the Rule 5 Draft by the Kansas City Royals
- Played his last season of professional baseball in 2006 with the Class-A High Desert Mavericks of the California League
- Started at quarterback for Edmond (Okla.) Santa Fe High School, where he led the team to a victory in the state semifinals and was named team MVP and offensive player of the year
- Threw for the second-most yards in the state of Oklahoma as senior (2001), totaling 2,863 yards with 25 scores
- An all-state selection in football, baseball and as a forward in basketball
- Participated in various community outreach programs while with Cleveland and Dallas, including the 2014-15 Draft Day/Fan Appreciation Party, the 2014 NFL Play 60 clinic in London, Annual Team Holiday Hospital Visits, the Make-A-Wish Foundation of North Texas, the Salvation Army Angel Tree Christmas Program and more

BRANDON WEEDEN - NFL REGULAR SEASON PASSING/RUSHING STATISTICS

				PASSING											RUSHING				
DATE TEAM		GP	GS	ATT.	CMP.	PCT.	YDS	AVG.	TD	INT.	LG	SK	LST	RATE	NO.	YDS.	AVG.	LG	TD
2012	Browns	15	15	517	297	57.4	3,385	6.5	14	17	71t	28	186	72.6	27	111	4.1	25	0
2013	Browns	8	5	267	141	52.8	1,731	6.5	9	9	95t	27	180	70.3	12	44	3.7	11	0
2014	Cowboys	5	1	41	24	58.5	303	7.4	3	2	43t	1	9	85.7	6	-1	-0.2	1	0
2015	Cowboys	4	3	98	71	72.4	738	7.5	2	2	67	8	62	92.1	9	30	3.3	11	0
2015	Texans	2	1	42	26	61.9	305	7.3	3	0	44	2	15	107.7	7	17	2.4	7t	1
2016	Texans	0	0	0	0	0.0	0	0.0	0	0	0	0	0	0.0	0	0	0.0	0	0
2017	Texans	0	0	0	0	0.0	0	0.0	0	0	0	0	0	0.0	0	0	0.0	0	0
2017	Titans	0	0	0	0	0.0	0	0.0	0	0	0	0	0	0.0	0	0	0.0	0	0
2018	Texans	1	0	0	0	0.0	0	0.0	0	0	0	0	0	0.0	1	-1	-1.0	0	0
TOTALS		35	25	965	559	57.9	6,462	6.7	31	30	95t	66	452	76.0	62	200	3.2	25	1

TEXANS BIOS

SINGLE-GAME HIGHS: QUARTERBACK

Pass Attempts	53 vs. Miami Dolphins, Sep 08, 2013	Passer Rating	116.7 at Tennessee Titans, Dec 27, 2015
Pass Completions	27 vs. Buffalo Bills, Sep 23, 2012	Rush Attempts	5 at Indianapolis Colts, Dec 20, 2015
Yards Passing	370 vs. Jacksonville Jaguars, Dec 01, 2013		...1 more at 5.
TD Passes	3 vs. Jacksonville Jaguars, Dec 01, 2013	Rushing Yards	25 vs. Philadelphia Eagles, Sep 09, 2012
Long Passes	95t vs. Jacksonville Jaguars, Dec 01, 2013	Longest Runs	25 vs. Philadelphia Eagles, Sep 09, 2012
Completion Percentage	84.6 vs. Atlanta Falcons, Sep 27, 2015	Rushing TDs	1 at Tennessee Titans, Dec 27, 2015

2018 GAME-BY-GAME REGULAR SEASON STATISTICS (TEXANS)

			PASSING											RUSHING						
W	DATE	OPPONENT	P/S	ATT	CMP	YDS	PCT	Y/A	Y/C	TD	INT	LG	SK/YD	RATE	ATT	YDS	LG	TD	W/L	SCORE
01	09/09	at Patriots																	L	20-27
02	09/16	at Titans																	L	17-20
03	09/23	GIANTS																	L	22-27
04	09/30	at Colts																	W	37-34+
05	10/07	COWBOYS																	W	19-16+
06	10/14	BILLS																	W	20-13
07	10/21	at Jaguars																	W	20-7
08	10/25	DOLPHINS	P	0	0	0	0.0	0.0	0.0	0	0	0	0/0	0.0	1	-1	-1	0	W	42-23
09	11/04	at Broncos																	W	19-17
11	11/18	at Redskins																	W	23-21
12	11/26	TITANS																	W	34-17
13	12/02	BROWNS																	W	29-13
2018 TOTALS			1-0	0	0	0	0.0	0.0	0.0	0	0	0	0/0	0.0	1	-1	-1	0	9-3	

+ - Overtime



JON WEEKS

LONG SNAPPER

5-10 | 242 | BAYLOR

HOMETOWN: BETHPAGE, N.Y. | AGE: 32

9TH NFL SEASON | 9TH WITH TEXANS | ACQUIRED: FA-'10

2018 GP/GS: 12/0 | CAREER GP/GS (POST): 140/0 (7/0)

TEAMS: HOU '10-18



46

TRANSACTIONS: Signed by the Houston Texans as a college free agent on April 28, 2010...Re-signed with the Texans on March. 5, 2012...Signed a contract extension with the Texans on Sept. 7, 2015.

CAREER:

- ✦ Named to the 2015 Pro Bowl
- ✦ Signed by the Texans during the 2010 offseason and made the roster out of training camp
- ✦ Has handled 1,316 extra point, field goal and punt snaps and has contributed with 23 special teams tackles
- ✦ Tied for second in Texans history with 139 career games played
- ✦ Owns a streak of 139 consecutive regular season games played, the longest streak in Texans history
- ✦ One of three players (CB Johnathan Joseph and CB Kareem Jackson) to play in every postseason game in Texans history
- ✦ Played in every game since 2010

2018 (Houston 11/0):

- ✦ Set a new Texans franchise record by playing in his 129th consecutive game (2010-18), passing K Kris Brown (123 straight games from 2002-09). Weeks has snapped on every field goal attempt, extra point attempt and punt for Houston since he signed as a free agent in 2010
- ✦ Handled four punts, two extra points and two field goals at Tennessee (9/16)
- ✦ Snapped for three punts, three field goals and one extra point vs. the N.Y. Giants (9/23)
- ✦ Handled four field goals, four extra points and five punts at Indianapolis (9/30)
- ✦ Snapped for five field goals, one extra point and three punts vs. Dallas (10/7)
- ✦ Handled two field goals, two extra points and five punts vs. Buffalo (10/14). Passed T Duane Brown (133) for the second-most career games played in franchise history
- ✦ Snapped for two field goals, two extra points and six punts at Jacksonville (10/21)
- ✦ Handled snaps for six extra point attempts and five punts vs. Miami (10/25)
- ✦ Snapped for two field goals, two extra point attempts and six punts at Denver (11/4)
- ✦ Handled snaps for five field goals, two extra point attempts and one punt at Washington (11/18)
- ✦ Snapped for two field goals, three extra point attempts and five punts vs. Tennessee (11/26)

2017 (Houston 16/0):

- ✦ Served as long snapper on extra points, field goals and punts in all 16 regular season games
- ✦ Notched a special teams tackle at Cincinnati (9/14)
- ✦ Played in his 115th straight game at New England (9/24), passing Chester Pitts for the second-longest streak in Texans history
- ✦ Handled seven extra points, three field goals and two punts vs. Tennessee (10/1)
- ✦ Handled five punts, five extra points and one field goal at Seattle (10/29)
- ✦ Recorded his second special teams tackle of the season vs. Indianapolis (11/5)
- ✦ Handled three field goal attempts, one extra point attempt and four punts at Baltimore (11/27)
- ✦ Notched two special teams tackles vs. Pittsburgh (12/25)

2016 (Houston 16/0, 2/0):

- ✦ Served as long snapper on extra points, field goals and punts in all 16 regular season games and both postseason contests
- ✦ Helped K Nick Novak set the franchise single-season record with 35 made field goals
- ✦ Played in the 100th regular season game of his career vs. Tennessee (10/2) in Week 4
- ✦ Logged special teams tackles at New England (9/22) in Week 3 and vs. Tennessee (10/2) in Week 4

2015 (Houston 16/0, 1/0):

- ✦ Named to his first Pro Bowl
- ✦ Served as long snapper on extra points, field goal and punts in all 16 games
- ✦ Notched a career-high eight special teams tackles
- ✦ Recovered a fumble on a punt return by Titans WR Harry Douglas in the first quarter at Tennessee (12/27). RB Alfred Blue forced the fumble on the play, which led to a 22-yard field goal by K Nick Novak
- ✦ Served as the long snapper in Wild Card Game vs. Kansas City (1/9/16), his fifth career postseason game

2014 (Houston 16/0):

- ✦ Served as long snapper on extra points, field goal and punts in all 16 games
- ✦ Made a special teams tackle at N.Y. Giants (9/21)
- ✦ Recorded a special teams tackle at Dallas (10/5) in Week 5

2013 (Houston 16/0):

- ✦ Saw action on special teams in all 16 games and made a career-

TEXANS BIOS

high six special teams tackles

2012 (Houston 16/0, 2/0):

- ✎ Served as long snapper on extra points, field goal and punts in all 16 games plus both playoff games
- ✎ Helped K Shayne Graham set the team scoring record with 138 points
- ✎ Helped P Donnie Jones set the team punting record with a net average of 40.5 yards
- ✎ Recorded a special teams tackle at Denver (9/30)

2011 (Houston 16/0, 2/0):

- ✎ Served as long snapper on extra points, field goal and punts for all 16 games of the season
- ✎ Helped K Neil Rackers set then-team records for field goals made (32) and points in a season (135)
- ✎ Made his postseason debut and saw action on special teams in AFC Wild Card Playoff vs. Cincinnati (1/7/12)

2010 (Houston 16/0):

- ✎ Served as long snapper on extra points, field goal and punts in all 16 contests
- ✎ Efforts helped K Neil Rackers convert 27-of-30 field goal attempts and 43-of-43 extra point opportunities
- ✎ Made his professional debut long snapping in the season opener vs. Indianapolis (9/12)
- ✎ Snapped on punt and field goal attempts at Washington (9/19) including Rackers' game-winning 35-yard field goal

- ✎ Contributed to Rackers hitting all three field goal attempts including a career long of 57 yards at Denver (12/26)

COLLEGE:

- ✎ Played four seasons (2004-07) at Baylor University in Waco, Texas
- ✎ Originally attended Baylor as an invited walk-on
- ✎ Earned a scholarship after his freshman season
- ✎ Was discovered at a special teams camp by the Baylor special teams coach
- ✎ Snapped for two-time Ray Guy Award winner Daniel Sepulveda
- ✎ Handled the long-snapping chores for Baylor from 2004-07 and earned four varsity letters

PERSONAL:

- ✎ Was in training to be an EMT when called by the Texans for a tryout
- ✎ An all-region offensive and defensive lineman for Mountain Ridge High School in Glendale, Ariz.
- ✎ Two-way player of the year selection
- ✎ Friday Night Fever Defensive Line Player of the Year
- ✎ Received the Curley Culp Award as Arizona's best defensive lineman
- ✎ Mountain Ridge recorded four straight winning records during his prep career and captured regional titles in both 2000 and 2002
- ✎ Mountain Lions went 24-2 during Weeks' last two seasons, which included a 14-1 mark and a state semifinal appearance as a junior in 2002

JON WEEKS - NFL REGULAR SEASON STATISTICS

DATE TEAM GP

2010	Texans	16
2011	Texans	16
2012	Texans	16
2013	Texans	16
2014	Texans	16
2015	Texans	16
2016	Texans	16
2017	Texans	16
2018	Texans	12

NFL TOTALS 140

JON WEEKS - NFL POSTSEASON STATISTICS

DATE TEAM GP

2011	Texans	2
2012	Texans	2
2015	Texans	1
2016	Texans	2

NFL TOTALS 7

TEXANS BIOS

2018 GAME-BY-GAME REGULAR SEASON STATISTICS (TEXANS)

W	DATE	OPPONENT		W/L	SCORE
01	09/09	at Patriots	P	L	20-27
02	09/16	at Titans	P	L	17-20
03	09/23	GIANTS	P	L	22-27
04	09/30	at Colts	P	W	37-34+
05	10/07	COWBOYS	P	W	19-16+
06	10/14	BILLS	P	W	20-13
07	10/21	at Jaguars	P	W	20-7
08	10/25	DOLPHINS	P	W	42-23
09	11/04	at Broncos	P	W	19-17
11	11/18	at Redskins	P	W	23-21
12	11/26	TITANS	P	W	34-17
13	12/02	BROWNS	P	W	29-13
2018 TOTALS			12	9-3	

+ - Overtime



SHAREECE WRIGHT

CORNERBACK

5-11 | 184 | SOUTHERN CALIFORNIA

HOMETOWN: COLTON, CALIF. | AGE: 31

8TH NFL SEASON | 1ST WITH TEXANS | ACQUIRED: FA-'18

2018 GP/GS: 9/3 | CAREER GP/GS (POST): 88/51 (2/2)

TEAMS: LAC '11-14; BAL '15-16; SF '15; BUF '17; HOU '18; OAK '18



43

TRANSACTIONS: Selected by the San Diego Chargers with the 25th pick in the third round (89th overall) of the 2011 NFL Draft...Signed by the San Francisco 49ers as an unrestricted free agent on March 14, 2015...Released by the 49ers on Oct. 10, 2015...Signed by the Baltimore Ravens on Oct. 13, 2015...Released by the Ravens on March 7, 2017...Signed by the Buffalo Bills on May 1, 2017...Signed by the Oakland Raiders as an unrestricted free agent on March 19, 2018...Released by the Raiders on Sept. 1, 2018...Signed by the Houston Texans on Sept. 12, 2018.

2018 (Houston 9/3):

- ✦ Contributed on special teams during his Texans debut at Tennessee (9/16)
- ✦ Recorded three total tackles (two solo) vs. the N.Y. Giants (9/23)
- ✦ Recorded four solo stops and two passes defended at Indianapolis (9/30)
- ✦ Notched four total tackles (three solo) vs. Dallas (10/7)
- ✦ Registered two total tackles (two solo) vs. Buffalo (10/14)
- ✦ Inactive Weeks 7-8
- ✦ Started at cornerback and notched three solo tackles and one pass defended at Denver (11/4)
- ✦ Recorded four total tackles (three solo) and one pass defended at Washington (11/18)
- ✦ Contributed on defense vs. Tennessee (11/26)
- ✦ Registered three total tackles (two solo) and one tackle for loss vs. Cleveland (12/2)

2017 (Buffalo 12/5):

- ✦ Appeared in 12 games with five starts in his lone season in Buffalo
- ✦ Tallied 42 total tackles (seven solo), five passes defended, one interception, one tackle for loss, one forced fumble and two fumble recoveries
- ✦ Intercepted Dolphins QB Jay Cutler and returned the ball a career-long 46 yards to set up a Bills score vs. Miami (12/17)
- ✦ Matched a career high with 11 total tackles (eight solo) and added two passes defended at Cincinnati (10/8)

2016 (Baltimore 12/9):

- ✦ Recorded 50 total tackles (42 solo), six passes defended, one fumble recovery and a career-high four tackles for loss in 12 games with nine starts
- ✦ Notched a career-high 11 solo tackles and three tackles for loss vs. Buffalo (9/11) in Week 1
- ✦ Amassed seven total tackles (six solo) and two passes defended at Dallas (11/20)

2015 (Baltimore 11/7):

- ✦ Played in 11 games with seven starts in his first season as a Raven
- ✦ Tallied 40 total tackles (34 solo), five passes defended and a tackle for loss
- ✦ Registered five solo stops, one tackle for loss and two passes defended at Cleveland (11/30)

2014 (San Diego 14/14):

- ✦ Set career highs for games played and games started
- ✦ Registered a career-high 58 total tackles (52 solo) and matched a career high with nine passes defended
- ✦ Compiled seven total tackles (five solo), one tackle for loss and one pass defended vs. Seattle (9/14)

2013 (San Diego 13/13, 2/2):

- ✦ Notched 55 total tackles (53 solo), nine passes defended, one interception and one tackle for loss
- ✦ Intercepted Giants QB Eli Manning and returned the ball 41 yards vs. New York (12/8)
- ✦ Tallied six solo tackles, one tackle for loss and two passes defended at Kansas City (11/24)
- ✦ Recorded five total tackles (three solo) and intercepted Bengals QB Andy Dalton in the Wild Card Playoff at Cincinnati (1/5/14)
- ✦ Registered four solo stops and three passes defended at Denver in the Divisional Playoff Round (1/12/14)

2012 (San Diego 10/0):

- ✦ Logged 10 solo tackles, two passes defended, one tackle for loss and one forced fumble in 10 games
- ✦ Contributed on special teams, logging seven total special teams tackles
- ✦ Notched four solo tackles and two special teams tackles at Denver (11/27)

2011 (San Diego 7/0):

- ✦ Appeared in seven games as a rookie contributing mostly on special teams
- ✦ Totaled four special teams tackles on the season

COLLEGE:

- ✦ Played four seasons (2006-07; 2009-10) at the University of Southern California in Los Angeles after redshirting the 2008 season due to injury
- ✦ Recorded 127 total tackles, 3.5 sacks, one interception, 13

TEXANS BIOS

- passes defended, one forced fumble and four fumble recoveries in 35 career games
- Recorded a career-high 73 total tackles and 13 passes defended, as well as 2.5 sacks as a redshirt senior in 2010

PERSONAL:

- Attended Colton (Calif.) High School
- Earned All-America, All-CIF and All-Citrus Belt honors at both defensive back and running back as a senior in 2005
- Scored 34 touchdowns and recorded 170 total tackles, 4.0 sacks and three interceptions over his final two seasons at Colton H.S.
- Played basketball for the Yellow Jackets
- Majored in sociology

SHAREECE WRIGHT - NFL REGULAR SEASON STATISTICS

2015-2018 NFL SEASON TEAM TOTALS																																
DATE	TEAM	GP	GS	TK	S	A	TACKLES				QBH	NO	INTERCEPTIONS				FUMBLES				ST				MISC							
							TFL	YDS	SK	YDS			YDS	LG	TD	PD	FF	FR	YDS	TK	S	A	FF	FR	S	A						
2011	Chargers	7	0	0	0	0	0	0	0.0	0.0	0	0	0	0	0	0	0	0	0	4	4	0	0	0	0	0	0	0	0	0	0	0
2012	Chargers	10	0	10	10	0	1	0	0.0	0.0	0	0	0	0	0	2	1	0	0	0	7	7	0	0	0	0	0	0	0	0	0	0
2013	Chargers	13	13	55	53	2	1	1	0.0	0.0	0	1	41	41	0	9	0	0	0	1	1	0	0	0	0	0	0	0	0	0	0	0
2014	Chargers	14	14	58	52	6	2	7	0.0	0.0	0	0	0	0	0	9	0	0	0	2	2	0	0	0	0	0	0	0	0	0	0	0
2015	49ers	0	0	0	0	0	0	0	0.0	0.0	0	0	0	0	0	0	0	0	0	0	0	0	0	0	0	0	0	0	0	0	0	0
2015	Ravens	11	7	40	34	6	1	9	0.0	0.0	0	0	0	0	0	5	0	0	0	0	0	0	0	0	0	0	0	0	0	0	0	0
2015	TOTAL	11	7	40	34	6	1	9	0.0	0.0	0	0	0	0	0	5	0	0	0	0	0	0	0	0	0	0	0	0	0	0	0	0
2016	Ravens	12	9	50	42	8	4	13	0.0	0.0	0	0	0	0	0	6	0	0	0	2	2	0	0	0	0	1	0	0	0	0	0	0
2017	Bills	12	5	42	35	7	1	2	0.0	0.0	0	1	54	54	0	5	1	1	0	2	2	0	0	0	0	1	0	0	0	0	0	0
2018	Raiders	0	0	0	0	0	0	0	0.0	0.0	0	0	0	0	0	0	0	0	0	0	0	0	0	0	0	0	0	0	0	0	0	0
2018	Texans	9	3	23	19	4	1	1	0.0	0.0	0	0	0	0	0	4	0	0	0	0	0	0	0	0	0	0	0	0	0	0	0	0
2018	TOTAL	9	3	23	19	4	1	1	0.0	0.0	0	0	0	0	0	4	0	0	0	0	0	0	0	0	0	0	0	0	0	0	0	0
NFL	TOTALS	88	51	278	245	33	11	33	0.0	0.0	0	2	95	54	0	40	2	1	0	18	18	0	0	0	0	2	0	0	0	0	0	0

SHAREECE WRIGHT - NFL POSTSEASON STATISTICS

		TACKLES										INTERCEPTIONS					FUMBLES					ST				MISC			
DATE	TEAM	GP	GS	TK	S	A	TFL	YDS	SK	YDS	QBH	NO	YDS	LG	TD	PD	FF	FR	YDS	TK	S	A	FF	FR	S	A			
2013	Chargers	2	2	9	7	2	0	0	0.0	0.0	1	1	30	30	0	4	0	0	0	0	0	0	0	0	0	0			
2017	Bills	0	0	0	0	0	0	0	0.0	0.0	0	0	0	0	0	0	0	0	0	0	0	0	0	0	0	0			
NFL TOTALS		2	2	9	7	2	0	0	0.0	0.0	1	1	30	30	0	4	0	0	0	0	0	0	0	0	0	0			

SINGLE-GAME HIGHS: DEFENSIVE

Total Tackles	11 at Cincinnati Bengals, Oct 08, 2017 ...1 more at 11.	Interceptions	1 vs. Miami Dolphins, Dec 17, 2017 ...1 more at 1.
Passes Defensed	3 vs. New York Giants, Dec 08, 2013	Interception Return Yards	54 vs. Miami Dolphins, Dec 17, 2017
Forced Fumbles	1 vs. Tampa Bay Buccaneers, Oct 22, 2017 ...1 more at 1.	Special Teams Tackles	3 vs. Baltimore Ravens, Nov 25, 2012 ...1 more at 3.
Fumble Recoveries	1 vs. Miami Dolphins, Dec 17, 2017	Special Teams Fumble Recoveries	1 at Carolina Panthers, Sep 17, 2017 ...1 more at 1.
Tackles For Loss	3 vs. Buffalo Bills, Sep 11, 2016		

SINGLE-GAME HIGHS - POSTSEASON: DEFENSIVE

Total Tackles	5 at Cincinnati Bengals, Jan 05, 2014	Interceptions	1 at Cincinnati Bengals, Jan 05, 2014
Passes Defensed	3 at Denver Broncos, Jan 12, 2014	Interception Return Yards	30 at Cincinnati Bengals, Jan 05, 2014

TEXANS BIOS

2018 GAME-BY-GAME REGULAR SEASON STATISTICS (RAIDERS/TEXANS)

				TACKLES							INTERCEPTIONS						FUMBLES			ST					MISC				
W	DATE	OPPONENT		TK	S	A	SK	YDS	TFL	YDS	QBH	NO	YDS	LG	TD	PD	FF	FR	YDS	TK	S	A	FF	FR	S	A	W/L	SCORE	
01	09/10	RAMS		NOT ON ROSTER																								L	13-33
Went from Raiders to Texans.																													
02	09/16	at Titans	P	0	0	0	0.0	0.0	0	0	0	0	0	0	0	0	0	0	0	0	0	0	0	0	0	0	L	17-20	
03	09/23	GIANTS	P	3	2	1	0.0	0.0	0	0	0	0	0	0	0	0	0	0	0	0	0	0	0	0	0	0	L	22-27	
04	09/30	at Colts	S	4	4	0	0.0	0.0	0	0	0	0	0	0	0	2	0	0	0	0	0	0	0	0	0	0	W	37-34+	
05	10/07	COWBOYS	P	4	3	1	0.0	0.0	0	0	0	0	0	0	0	0	0	0	0	0	0	0	0	0	0	0	W	19-16+	
06	10/14	BILLS	P	2	2	0	0.0	0.0	0	0	0	0	0	0	0	0	0	0	0	0	0	0	0	0	0	0	W	20-13	
07	10/21	at Jaguars		INACTIVE																								W	20-7
08	10/25	DOLPHINS		INACTIVE																								W	42-23
09	11/04	at Broncos	S	3	3	0	0.0	0.0	0	0	0	0	0	0	0	1	0	0	0	0	0	0	0	0	0	0	W	19-17	
11	11/18	at Redskins	S	4	3	1	0.0	0.0	0	0	0	0	0	0	0	1	0	0	0	0	0	0	0	0	0	0	W	23-21	
12	11/26	TITANS	P	0	0	0	0.0	0.0	0	0	0	0	0	0	0	0	0	0	0	0	0	0	0	0	0	0	W	34-17	
13	12/02	BROWNS	P	3	2	1	0.0	0.0	1	1	0	0	0	0	0	0	0	0	0	0	0	0	0	0	0	0	W	29-13	
2018 TOTALS			9-3	23	19	4	0.0	0.0	1	1	0	0	0	0	0	4	0	0	0	0	0	0	0	0	0	0	9-3		

+ - Overtime



HOUSTON
TEXANS



TEXANS
RECORDS

TEXANS RECORDS - LEADERS

ALL-TIME LEADERS

RUSHING YARDS

Player	Att	Yds	Avg	Lg	TD
Arian Foster, 2009-15	1,454	6,472	4.5	74t	54
Domanick Williams#, 2003-05	770	3,195	4.2	51	23
Lamar Miller, 2016-18	682	2,837	4.2	97t	11
Alfred Blue, 2014-18	651	2,354	3.6	48	7
Ben Tate, 2011-13	421	1,992	4.7	60	10
Steve Slaton, 2008-11	425	1,832	4.3	71t	12
Ron Dayne, 2006-07	345	1,385	4	39	11
David Carr, 2002-06	268	1,235	4.6	36	8
Jonathan Wells, 2002-05	374	1,167	3.1	37	10
Deshaun Watson 2017-18	105	644	6.1	49	4

- Domanick Williams known as Domanick Davis prior to 2006.

RECEIVING YARDS

Player	Rec	Yds	Avg	Lg	TD
Andre Johnson, 2003-14	1,012	13,597	13.4	77t	64
DeAndre Hopkins, 2013-18	493	6,980	14.2	76t	44
Owen Daniels, 2006-13	385	4,617	12	44	29
Kevin Walter, 2006-12	326	4,083	12.5	61	24
Arian Foster, 2009-15	249	2,268	9.1	78t	14
Jabar Gaffney, 2002-05	171	2,009	11.7	69	7
Corey Bradford, 2002-05	130	1,992	15.3	81	18
Jacoby Jones, 2007-11	127	1,741	13.7	80t	11
Will Fuller, 2016-18	107	1,561	14.6	73t	13
Ryan Griffin, 2013-18	127	1,389	10.9	45	7

SCRIMMAGE YARDS (RUSHING & RECEIVING)

Player	Rushing	Receiving	Total
Andre Johnson, 2003-14	54	13,597	13,651
Arian Foster, 2009-15	6,472	2,268	8,740
DeAndre Hopkins, 2013-18	-7	6,980	6,973
Owen Daniels, 2006-13	-	4,617	4,617
Domanick Williams#, 2003-05	3,195	1,276	4,471
Kevin Walter, 2006-12	82	4,083	4,165
Lamar Miller, 2016-18	2,837	659	3,496
Alfred Blue, 2014-18	2,354	423	2,777
Steve Slaton, 2008-11	1,832	811	2,643
Ben Tate, 2011-13	1,992	287	2,279

- Domanick Williams known as Domanick Davis prior to 2006.

AII-PURPOSE YARDS

Player	Total	Rush Rec.	PR/KR
Andre Johnson, 2003-14	13,651	54	13,597 -/-
Arian Foster, 2009-15	8,740	6,472	2,268 -/-
DeAndre Hopkins, 2013-18	6,973	-7	6,980 -/-
Jacoby Jones, 2007-11	5,091	40	1,741 1,820/1,490
Owen Daniels, 2006-13	4,617	-	4,617 -/-
Domanick Williams#, 2003-05	4,585	3,195	1,276 24/90
Kevin Walter, 2006-12	4,172	82	4,083 0/7
André Davis, 2007-09	3,598	-	855 0/2,743

Lamar Miller, 2016-18 3,496 2,837 659 -/-

Steve Slaton, 2008-11 3,410 1,832 811 0/767

- Domanick Williams known as Domanick Davis prior to 2006.

PASSING (Min. 500 att.)

Player	Att	Comp	Pct	Yds	TD	INT	Lg	Rtg
Matt Schaub, 2007-13	3,020	1,951	64.6	23,221	124	78	80t	90.9
David Carr, 2002-06	2,070	1,243	60	13,391	59	65	81	75.5
Deshaun Watson, 2017-18	568	368	64.8	4,730	40	17	73	101.8
Brock Osweiler, 2016	510	301	59.0	2,957	15	16	53	72.2

PASSING YARDS

Player	Att	Comp	Pct	Yds	TD	INT	Lg	Rtg
Matt Schaub, 2007-13	3,020	1,951	64.6	23,221	124	78	80t	90.9
David Carr, 2002-06	2,070	1,243	60	13,391	59	65	81	75.5
Deshaun Watson, 2017-18	568	368	64.8	4,730	40	17	73	101.8
Sage Rosenfels, 2006-08	453	297	65.6	3,380	24	23	61	84.3
Brock Osweiler, 2016	510	301	59	2,957	15	16	53	72.2
Brian Hoyer, 2015	369	224	60.7	2,606	19	7	49	91.4
Ryan Fitzpatrick, 2014	312	197	63.1	2,483	17	8	76t	95.3
Case Keenum, 2013-14	330	182	55.2	2,195	11	8	66	76.8
Tom Savage, 2014, 2016-17	315	181	57.5	2,000	5	7	57	72.5
T.J. Yates, 2011-13, 2015, 2017	320	176	55	1,993	10	10	61t	71.3

SCORING

Player	TD	PAT	FG	2PT	TP
Kris Brown, 2002-09	0	251	172	0	767
Arian Foster, 2009-15	68	0	0	1	410
Andre Johnson, 2003-14	64	0	0	2	388
DeAndre Hopkins, 2013-18	44	0	0	1	266
Neil Rackers, 2010-11	0	82	59	0	259
Randy Bullock, 2013-15	0	69	61	0	252
Nick Novak, 2015-17	0	51	53	0	210
Ka'imi Fairbairn, 2016-18	0	61	49	0	208
Owen Daniels, 2006-13	29	0	0	0	174
Domanick Williams#, 2003-05	28	0	0	0	168

- Domanick Williams known as Domanick Davis prior to 2006.

FIELD GOALS

Player	FGM	FGA	Pct.	Lg
Kris Brown, 2002-09	172	223	77.1	57
Randy Bullock, 2013-15	61	76	80.2	55
Neil Rackers, 2010-11	59	68	86.8	57
Nick Novak, 2015-16	53	62	85.5	53
Ka'imi Fairbairn, 2017-18	49	59	83.1	55
Shayne Graham, 2012	31	38	81.6	51

PUNTING AVERAGE (Min. 250 punts)

Player	No	Yds	Avg	In20	Lg	Blk
Shane Lechler, 2013-17	430	20,463	47.6	147	71	1
Matt Turk, 2007-11	254	10,735	42.3	88	62	0
Chad Stanley, 2002-06	437	17,908	41	135	62	2

PUNT RETURN YARDS

TEXANS RECORDS - LEADERS

Player	No	Yds	Avg	Lg	TD
Jacoby Jones, 2007-11	179	1,820	10.2	79t	3
Keshawn Martin, 2012-15	86	766	8.9	87t	1
J.J. Moses, 2003-04	72	553	7.7	40	0
Tyler Ervin, 2016-18	56	496	8.9	57	0
Will Fuller V, 2016-18	20	300	15	67t	1
Keith Mumphery, 2015-16	36	280	7.8	20	0
Jermaine Lewis, 2002	36	280	7.8	48	0
Avion Black, 2002	14	188	13.4	76t	1
Phillip Buchanon, 2005-06	20	180	9	45	0
Trindon Holliday, 2011-12	17	147	8.6	36	0

KICKOFF RETURN YARDS

Player	No	Yds	Avg	Lg	TD
André Davis, 2007-09	108	2,743	25.4	104t	3
J.J. Moses, 2003-04	117	2,658	22.7	70	0
Jerome Mathis, 2005-07	72	2,054	28.5	99t	3
Keshawn Martin, 2012-15	68	1,707	25.1	54	0
Jacoby Jones, 2007-11	64	1,490	23.3	95t	1
Dexter Wynn, 2006-07	52	1,193	22.9	39	0
Jermaine Lewis, 2002	46	961	20.9	45	0
Steve Slaton, 2008-11	39	767	19.7	50	0
Danieal Manning, 2011-14	28	659	23.5	46	0
Tyler Ervin, 2016-18	29	609	21.0	36	0

INTERCEPTIONS

Player	No	Yds	Avg	Lg	TD
Kareem Jackson, 2010-18	16	336	21	65	3
Johnathan Joseph, 2011-18	16	410	26	82t	4
Dunta Robinson, 2004-09	13	162	12.5	61	1
Marcus Coleman, 2002-05	11	217	19.7	102t	1
Aaron Glenn, 2002-04	11	221	20.1	70t	2
Andre Hal, 2014-18	10	100	10	31	1
Quintin Demps, 2010-16	9	101	11.2	42	0
Brian Cushing, 2009-17	8	50	6.3	20	1
Jason Allen, 2010-11	7	35	5	34	0
A.J. Bouye, 2013-16	6	129	21.5	67	1

TACKLES

Player	Solo	Assist	Total
Brian Cushing, 2009-17	424	240	664
DeMeco Ryans, 2006-11	479	157	636
Kareem Jackson, 2010-18	448	88	536
Jamie Sharper, 2002-04	300	142	442
J.J. Watt, 2011-18	346	94	440
Johnathan Joseph, 2011-18	367	51	418
Dunta Robinson, 2004-09	332	64	396
Morlon Greenwood, 2005-08	289	96	385
Benardrick McKinney, 2015-18	229	137	366
Jay Foreman, 2002-04	255	97	352

SACKS

Player	Sacks	Yards
--------	-------	-------

J.J. Watt, 2011-18	87.5	601
Mario Williams, 2006-11	53.0	320.5
Whitney Mercilus, 2012-18	42	229.5
Antonio Smith, 2009-13, 2016	27.5	182
Jadeveon Clowney, 2011-18	27	213
Connor Barwin, 2009-12	19.0	136.5
Kailee Wong, 2002-06	15.0	68.5
Brooks Reed, 2011-14	14.5	83.5
Brian Cushing, 2009-17	13.5	80.5
Jason Babin, 2004-06	13.0	85

YEAR-BY-YEAR LEADERS

RUSHING YARDS

Year	Player	Att	Yds	Avg	Long	TD
2002	Jonathan Wells	197	529	2.7	37	3
2003	Domanick Williams	238	1,031	4.3	51	8
2004	Domanick Williams	302	1,188	3.9	44	13
2005	Domanick Williams	230	976	4.2	44	2
2006	Ron Dayne	151	612	4.1	19	5
2007	Ron Dayne	194	773	4	39	6
2008	Steve Slaton	268	1,282	4.8	71t	9
2009	Steve Slaton	131	437	3.3	32t	3
2010	Arian Foster	327	1,616	4.9	74t	16
2011	Arian Foster	278	1,224	4.4	43	10
2012	Arian Foster	351	1,424	4.1	46	15
2013	Ben Tate	181	771	4.3	60	4
2014	Arian Foster	260	1,246	4.8	51	8
2015	Alfred Blue	183	698	3.8	41	2
2016	Lamar Miller	268	1,073	4	45	5
2017	Lamar Miller	238	888	3.7	21	3
2018	Lamar Miller	176	876	4.98	97	3

RECEIVING YARDS

Year	Player	Rec	Yds	Avg	Long	TD
2002	Corey Bradford	45	697	15.5	81	6
2003	Andre Johnson	66	976	14.8	46t	4
2004	Andre Johnson	79	1,142	14.5	54t	6
2005	Andre Johnson	63	688	10.9	53t	2
2006	Andre Johnson	103	1,147	11.1	53	5
2007	Andre Johnson	60	581	14.2	77t	8
2008	Andre Johnson	115	1,575	13.7	65	8
2009	Andre Johnson	101	1,569	15.5	72t	9
2010	Andre Johnson	86	1,216	14.1	60	8
2011	Owen Daniels	54	677	12.5	34	3
2012	Andre Johnson	112	1,598	14.3	60t	4
2013	Andre Johnson	109	1,407	12.9	62t	5
2014	DeAndre Hopkins	76	1,210	15.9	76t	6
2015	DeAndre Hopkins	111	1,521	13.7	61t	11
2016	DeAndre Hopkins	78	954	12.2	51	4
2017	DeAndre Hopkins	96	1,378	14.4	72t	13
2018	DeAndre Hopkins	80	1,115	13.9	49	8

RECEPTIONS

Year	Player	Rec	Yds	Avg	Long	TD
2002	Billy Miller	51	613	12	42	3
2003	Andre Johnson	66	976	14.8	46t	4
2004	Andre Johnson	79	1,142	14.5	54t	6

TEXANS RECORDS - LEADERS

2005	Andre Johnson	63	688	10.9	53t	2
2006	Andre Johnson	103	1,147	11.1	53	5
2007	Kevin Walter	65	800	12.3	46	4
2008	Andre Johnson	115	1,575	13.7	65	8
2009	Andre Johnson	101	1,569	15.5	72t	9
2010	Andre Johnson	86	1,216	14.1	60	8
2011	Owen Daniels	54	677	12.5	34	3
2012	Andre Johnson	112	1,598	14.3	60t	4
2013	Andre Johnson	109	1,407	12.9	62t	5
2014	Andre Johnson	85	936	11	35	3
2015	DeAndre Hopkins	111	1,521	13.7	61t	11
2016	DeAndre Hopkins	78	954	12.2	51	4
2017	DeAndre Hopkins	96	1,378	14.4	72t	13
2018	DeAndre Hopkins	80	1,115	13.9	49	8

SCRIMMAGE YARDS (RUSHING & RECEIVING)

Year	Player	Rushing	Receiving	Total
2002	James Allen	519	302	821
2003	Domanick Williams	1,031	351	1,382
2004	Domanick Williams	1,188	588	1,776
2005	Domanick Williams	976	337	1,313
2006	Andre Johnson	14	1,147	1,161
2007	Ron Dayne	773	112	885
2008	Steve Slaton	1,282	377	1,659
2009	Andre Johnson	10	1,569	1,579
2010	Arian Foster	1,616	604	2,220
2011	Arian Foster	1,224	617	1,841
2012	Arian Foster	1,424	217	1,641
2013	Andre Johnson	0	1,407	1,407
2014	Arian Foster	1,246	327	1,573
2015	DeAndre Hopkins	0	1,521	1,521
2016	Lamar Miller	1,073	188	1,261
2017	DeAndre Hopkins	0	1,378	1,378
2018	DeAndre Hopkins	-7	1,115	1,108

PASSING YARDS

Year	Player	A	C	Pct	Yds	TD	Int	Lg	Rtg
2002	David Carr	444	233	52.5	2,592	9	15	81	62.8
2003	David Carr	295	167	56.6	2,013	9	13	78t	69.5
2004	David Carr	466	285	61.2	3,531	16	14	69	83.5
2005	David Carr	423	256	60.5	2,488	14	11	53t	77.2
2006	David Carr	442	302	68.3	2,767	11	12	53	82.1
2007	Matt Schaub	289	192	66.4	2,241	9	9	77t	87.2
2008	Matt Schaub	380	251	66.1	3,043	15	10	65	92.7
2009	Matt Schaub	583	396	67.9	4,770	29	15	72t	98.6
2010	Matt Schaub	574	365	63.6	4,370	24	12	60	92
2011	Matt Schaub	292	178	61	2,479	15	6	80t	96.8
2012	Matt Schaub	544	350	64.3	4,008	22	12	60t	90.7
2013	Matt Schaub	358	219	61.2	2,310	10	14	46	73
2014	Ryan Fitzpatrick	312	197	63.1	2,483	17	8	76t	95.3
2015	Brian Hoyer	369	224	60.7	2,606	19	7	49	91.4
2016	Brock Osweiler	510	301	59	2,957	15	16	53	72.2
2017	Deshaun Watson	204	126	61.8	1,699	19	8	72t	103
2018	Deshaun Watson	364	242	66.5	3,031	21	9	73t	101.1

SCORING

Year	Player	TD	PAT	2PT	FG	TP
------	--------	----	-----	-----	----	----

2002	Kris Brown	-	20/20	-	17/24	71
2003	Kris Brown	-	27/27	-	18/22	81
2004	Kris Brown	-	34/34	-	17/24	85
2005	Kris Brown	-	24/24	-	26/34	102
2006	Kris Brown	-	26/27	-	19/25	83
2007	Kris Brown	-	40/40	-	25/29	115
2008	Kris Brown	-	37/37	-	29/33	124
2009	Kris Brown	-	43/44	-	21/32	106
2010	Neil Rackers	-	43/43	-	27/30	124
2011	Neil Rackers	-	39/40	-	32/38	135
2012	Shayne Graham	-	45/45	-	31/38	138
2013	Randy Bullock	-	26/26	-	26/35	104
2014	Randy Bullock	-	40/40	-	30/35	130
2015	Nick Novak	-	29/31	-	18/21	83
2016	Nick Novak	-	22/25	-	35/41	127
2017	Ka'imi Fairbairn	-	32/35	-	20/25	92
2018	Ka'imi Fairbairn	-	29/30	-	29/34	116

FIELD GOALS

Year	Player	FGA	FGM	Pct	Long
2002	Kris Brown	24	17	70.8	51
2003	Kris Brown	22	18	81.8	50
2004	Kris Brown	24	17	70.8	50
2005	Kris Brown	34	26	76.5	53
2006	Kris Brown	25	19	76	49
2007	Kris Brown	29	25	86.2	57
2008	Kris Brown	33	29	87.9	53
2009	Kris Brown	32	21	65.6	56
2010	Neil Rackers	30	27	90	57
2011	Neil Rackers	38	32	84.2	54
2012	Shayne Graham	38	31	81.6	51
2013	Randy Bullock	35	26	74.3	51
2014	Randy Bullock	35	30	85.7	55
2015	Nick Novak	21	18	85.7	51
2016	Nick Novak	41	35	85.4	53
2017	Ka'imi Fairbairn	25	20	80	55
2018	Ka'imi Fairbairn	34	29	85.3	54

PUNTING AVERAGE

Year	Player	No	Yds	Avg	Long	Blk
2002	Chad Stanley	114	4,720	41.4	62	2
2003	Chad Stanley	97	4,028	41.5	58	0
2004	Chad Stanley	73	3,009	41.2	57	0
2005	Chad Stanley	77	2,990	38.8	61	0
2006	Chad Stanley	76	3,161	41.6	62	0
2007	Matt Turk	55	2,296	41.7	59	0
2008	Matt Turk	53	2,240	42.3	59	0
2009	Matt Turk	67	2,866	42.8	62	0
2010	Matt Turk	63	2,650	42.1	60	0
2011	Brett Hartmann	58	2,573	44.4	69	0
2012	Donnie Jones	88	4,150	47.2	66	0
2013	Shane Lechler	88	4,189	47.6	65	0
2014	Shane Lechler	83	3,845	46.3	71	1
2015	Shane Lechler	95	4,497	47.3	64	0
2016	Shane Lechler	72	3,423	47.5	62	0
2017	Shane Lechler	92	4,507	49	68	0
2018	Trevor Daniel	52	2,282	43.9	61	0

PUNT RETURN YARDS

Year	Player	No	Yds	Avg	Long	TD
------	--------	----	-----	-----	------	----

TEXANS RECORDS - LEADERS

2002	Jermaine Lewis	36	280	7.8	48	0
2003	J.J. Moses	36	244	6.8	40	0
2004	J.J. Moses	36	309	8.6	27	0
2005	Phillip Buchanon	12	101	8.4	37	0
2006	Dexter Wynn	12	139	11.6	58	0
2007	Jacoby Jones	30	286	9.5	74	0
2008	Jacoby Jones	32	386	12.1	73t	2
2009	Jacoby Jones	39	426	10.9	62	0
2010	Jacoby Jones	29	204	7	39	0
2011	Jacoby Jones	49	518	10.6	79t	1
2012	Keshawn Martin	22	267	12.1	71	0
2013	Keshawn Martin	39	345	8.8	87t	1
2014	Keshawn Martin	25	154	6.2	21	0
2015	Keith Humphrey	36	280	7.8	20	0
2016	Tyler Ervin	27	261	9.7	57	0
2017	Will Fuller V	9	135	15	49	0
2018	Tyler Ervin	21	175	8.3	27	0

KICKOFF RETURN YARDS

Year	Player	No	Yds	Avg	Long	TD
2002	Jermaine Lewis	46	961	20.9	45	0
2003	J.J. Moses	58	1,355	23.4	70	0
2004	J.J. Moses	59	1,303	22.1	49	0
2005	Jerome Mathis	54	1,542	28.6	99t	2
2006	Dexter Wynn	30	670	22.3	38	0
2007	André Davis	32	968	30.3	104t	3
2008	André Davis	43	993	23.1	50	0
2009	André Davis	33	782	23.7	63	0
2010	Steve Slaton	39	767	19.7	50	0
2011	Danieal Manning	13	356	27.4	46	0
2012	Keshawn Martin	31	741	23.9	54	0
2013	Keshawn Martin	36	947	26.3	50	0
2014	Danieal Manning	13	267	20.5	41	0
2015	Keith Humphrey	14	338	24.1	41	0
2016	Tyler Ervin	14	263	18.8	33	0
2017	Chris Thompson	17	369	21.7	42	0
2018	Tyler Ervin	10	253	25.3	36	0

INTERCEPTIONS

Year	Player	No	Yds	Avg	Long	TD
2002	Aaron Glenn	5	181	36.2	70t	2
2003	Marcus Coleman	7	95	13.6	41	0
2004	Dunta Robinson	6	146	24.3	61	0
2005	Glenn Earl	2	2	1	2	0
2006	Dunta Robinson	2	9	4.5	9	1
	DeMarcus Faggins	2	0	0	0	0
2007	Fred Bennet	3	47	15.7	33	0
2008	Jacques Reeves	4	108	27	44t	1
2009	Bernard Pollard	4	121	30.3	70t	1
	Brian Cushing	4	26	6.5	20	0
2010	Troy Nolan	3	35	11.7	20	0
	Glover Quin	3	12	4	10	0
	Jason Allen	3	1	0.3	1	0
2011	Johnathan Joseph	4	40	10	29	0
	Jason Allen	4	34	8.5	34	0
2012	Kareem Jackson	4	71	17.8	63t	1
2013	Johnathan Joseph	3	64	21.3	32	0
2014	A.J. Bouye	3	120	40	67	1
	Kareem Jackson	3	97	32.3	65	0
	Jumal Rolle	3	25	8.3	13	0

2015	Andre Hal	4	54	13.5	31t	1
2016	Quintin Demps	6	54	9	19	0
2017	Andre Hal	3	10	3.3	7	0
2018	Justin Reid	3	128	43.0	101	1

TOTAL TACKLES

Year	Player, Pos.	Solo	Assist	Total
2002	Jay Foreman	101	36	137
	Jamie Sharper	95	42	137
2003	Jamie Sharper	107	59	166
2004	Jamie Sharper	98	41	139
2005	Morlon Greenwood	82	30	112
2006	DeMeco Ryans	126	30	156
2007	DeMeco Ryans	98	29	127
2008	DeMeco Ryans	86	26	112
2009	Brian Cushing	86	47	133
2010	Bernard Pollard	82	30	112
2011	Brian Cushing	76	38	114
2012	Glover Quin	64	20	84
2013	Darryl Sharpton	56	31	87
2014	Kendrick Lewis	52	32	84
2015	Brian Cushing	63	47	110
2016	Benardrick McKinney	79	50	129
2017	Benardrick McKinney	62	33	95
2018	Benardrick McKinney	53	31	84

SACKS

Year	Player, Pos.	Sacks	Yards
2002	Jeff Posey	8	77
2003	Jamie Sharper	4	19
2004	Kailee Wong	5.5	29
2005	Shantee Orr	7	40
2006	Jason Babin	5.5	39
2007	Mario Williams	14	82.5
2008	Mario Williams	12	82
2009	Mario Williams	9	52
2010	Mario Williams	8.5	54.5
2011	Connor Barwin	11.5	78.5
2012	J.J. Watt	20.5	138.5
2013	J.J. Watt	10.5	70.5
2014	J.J. Watt	20.5	140
2015	J.J. Watt	17.5	118
2016	Whitney Mercilus	7.5	56.5
2017	Jadeveon Clowney	9.5	67
2018	J.J. Watt	11.5	82.0

SPECIAL TEAMS TACKLES

Year	Player, Pos.	Solo	Assist	Total
2002	Jason Bell	14	2	16
2003	Ramon Walker	13	4	17
2004	Antwan Peek	10	8	18
2005	Ramon Walker	12	6	18
2006	Troy Evans	11	2	13
2007	Jameel Cook	12	1	13
2008	Kevin Bentley	16	7	23
2009	Kevin Bentley	9	11	20
2010	James Casey	10	7	17
2011	Tim Dobbins	9	0	9
2012	Bryan Braman	14	2	16
2013	Justin Tuggle	10	1	11

TEXANS RECORDS - LEADERS

2014	Jeff Tarpinian	7	5	12	2018	Two Players	-	-	7
2015	Brian Peters	11	6	17					
2016	Don Jones	9	2	11					
2017	Kurtis Drummond	8	3	11					

TEXANS RECORDS - REGULAR SEASON INDIVIDUAL

TOTAL OFFENSE

YARDS FROM SCRIMMAGE (RUSHING, RECEIVING)

Career

13,651	Andre Johnson, 2003-14
8,740	Arian Foster, 2009-15
6,973	DeAndre Hopkins, 2013-18
4,617	Owen Daniels, 2006-13
4,471	Domanick Williams#, 2003-05

Season

2,220	Arian Foster, 2010
1,841	Arian Foster, 2011
1,776	Domanick Williams#, 2004
1,649	Steve Slaton, 2008
1,641	Arian Foster, 2012

Season, Rookie

1,659	Steve Slaton, 2008
1,382	Domanick Williams#, 2003
966	Andre Johnson, 2003

- Domanick Williams known as Domanick Davis prior to 2006.

COMBINED NET YARDS GAINED (RUSHING, RECEIVING, RETURNS)

Most Seasons Leading Team

4	Arian Foster, 2010-12, 2014
3	Domanick Williams#, 2003-05
2	Andre Johnson, 2009, 2013
	Ron Dayne, 2006-07

- Domanick Williams known as Domanick Davis prior to 2006.

Most Consecutive Seasons Leading Team

3	Arian Foster, 2010-12
	Domanick Williams#, 2003-05
2	Ron Dayne, 2006-07

- Domanick Williams known as Domanick Davis prior to 2006.

Career

13,651	Andre Johnson, 2003-14
8,740	Arian Foster, 2009-15
6,973	DeAndre Hopkins, 2013-18
5,004	Jacoby Jones, 2007-11
4,617	Owen Daniels, 2006-13

Season

2,220	Arian Foster, 2010
1,841	Arian Foster, 2011
1,776	Domanick Williams#, 2004
1,675	Jerome Mathis, 2005

- Domanick Williams known as Domanick Davis prior to 2006.

COMBINED ATTEMPTS (RUSHING, RECEIVING, RETURNS)

Career

1,703	Arian Foster, 2009-15
1,035	Andre Johnson, 2003-14

931	Domanick Williams#, 2003-05
-----	-----------------------------

767 Lamar Miller, 2016-2018

562	Steve Slaton, 2008-11
-----	-----------------------

- Domanick Williams known as Domanick Davis prior to 2006.

Season

393	Arian Foster, 2010
391	Arian Foster, 2012
370	Domanick Williams#, 2004
331	Arian Foster, 2011

- Domanick Williams known as Domanick Davis prior to 2006.

Game

39	Arian Foster vs. Tennessee, 11/28/10
38	Domanick Williams# at Indianapolis, 11/14/04
36	Alfred Blue at Cleveland, 11/16/14
	Domanick Williams# at Detroit, 9/19/04
	Domanick Williams# vs. N.Y. Jets, 10/19/03

- Domanick Williams known as Domanick Davis prior to 2006.

Game, Opponent

43	Rudi Johnson at Cincinnati, 11/9/03
36	Larry Johnson vs. Kansas City, 11/20/05
34	Thomas Jones at Tampa Bay, 12/14/03
34	Rashad Jennings at N.Y. Giants, 9/21/14

RUSHING

RUSHING ATTEMPTS

Most Seasons Leading Team

4	Arian Foster, 2010-12, 14
3	Domanick Williams#, 2003-05
2	Steve Slaton, 2008-09
	Ron Dayne, 2006-07
	Lamar Miller, 2016-17

- Domanick Williams known as Domanick Davis prior to 2006.

Most Consecutive Seasons Leading Team

4	Arian Foster, 2010-12, 14
3	Domanick Williams#, 2003-05
2	Steve Slaton, 2008-09
	Ron Dayne, 2006-07
	Lamar Miller, 2016-17

- Domanick Williams known as Domanick Davis prior to 2006.

Career

1,454	Arian Foster, 2009-15
770	Domanick Williams#, 2003-05
682	Lamar Miller, 2016-18
651	Alfred Blue, 2014-18

- Domanick Williams known as Domanick Davis prior to 2006.

Season

351	Arian Foster, 2012
327	Arian Foster, 2010
302	Domanick Williams#, 2004

TEXANS RECORDS - REGULAR SEASON INDIVIDUAL

278	Arian Foster, 2011
# - Domanick Williams known as Domanick Davis prior to 2006.	
Season, Rookie	
268	Steve Slaton, 2008
238	Domanick Williams#, 2003
197	Jonathan Wells, 2002
# - Domanick Williams known as Domanick Davis prior to 2006.	
Game	
36	Alfred Blue at Cleveland, 11/16/14
33	Arian Foster vs. Jacksonville, 10/30/11
33	Arian Foster vs. Indianapolis, 9/12/10
Game, Rookie	
36	Alfred Blue at Cleveland, 11/16/14
27	Domanick Williams# vs. N.Y. Jets, 10/19/03
26	Domanick Williams# at Buffalo, 11/16/03
	Steve Slaton at Green Bay, 12/7/08
# - Domanick Williams known as Domanick Davis prior to 2006.	
Game, Opponent	
43	Rudi Johnson, vs. Cincinnati, 11/9/03
36	Larry Johnson, vs. Kansas City, 11/20/05
34	Thomas Jones, at Tampa Bay, 12/14/03
	Rashad Jennings at N.Y. Giants, 9/21/14

RUSHING YARDS GAINED

Most Seasons Leading Team	
4	Arian Foster, 2010-12, 14
3	Domanick Williams#, 2003-05
2	Steve Slaton, 2008-09
	Ron Dayne, 2006-07
	Lamar Miller, 2016-17
# - Domanick Williams known as Domanick Davis prior to 2006.	
Most Consecutive Seasons Leading Team	
3	Arian Foster, 2010-12
	Domanick Williams#, 2003-05
2	Steve Slaton, 2008-09
	Ron Dayne, 2006-07
	Lamar Miller, 2016-17
# - Domanick Williams known as Domanick Davis prior to 2006.	
Career	
6,472	Arian Foster, 2009-15
3,195	Domanick Williams#, 2003-05
2,837	Lamar Miller, 2016-18
2,354	Alfred Blue, 2014-18
1,992	Ben Tate, 2011-13
# - Domanick Williams known as Domanick Davis prior to 2006.	
Seasons, 1,000 or More Yards Rushing	
4	Arian Foster, 2010-12; 14
2	Domanick Williams#, 2003-04
1	Steve Slaton, 2008
	Lamar Miller, 2016
# - Domanick Williams known as Domanick Davis prior to 2006.	
Consecutive Seasons, 1,000 or More Yards Rushing	

3	Arian Foster, 2010-12
2	Domanick Williams#, 2003-04
# - Domanick Williams known as Domanick Davis prior to 2006.	
Season	
1,616	Arian Foster, 2010
1,424	Arian Foster, 2012
1,282	Steve Slaton, 2008
1,246	Arian Foster, 2014
1,224	Arian Foster, 2011
1,188	Domanick Williams#, 2004
1,073	Lamar Miller, 2016
1,031	Domanick Williams#, 2003
# - Domanick Williams known as Domanick Davis prior to 2006.	
Season, Rookie	
1,282	Steve Slaton, 2008
1,031	Domanick Williams#, 2003
529	Jonathan Wells, 2002
528	Alfred Blue, 2014
# - Domanick Williams known as Domanick Davis prior to 2006.	
Game	
231	Arian Foster vs. Indianapolis, 9/12/10
180	Arian Foster vs. Jacksonville, 1/2/11
165	Arian Foster vs. Indianapolis, 12/16/12
162	Lamar Miller vs. Tennessee, 11/27/2018
158	Arian Foster at Indianapolis, 12/22/11
	Domanick Williams# at Jacksonville, 12/26/04
# - Domanick Williams known as Domanick Davis prior to 2006.	
Game, Opponent	
211	Larry Johnson vs. Kansas City, 11/20/05
197	Chris Johnson at Tennessee, 9/20/09
182	Rudi Johnson at Cincinnati, 11/9/03
Game, Rookie	
156	Alfred Blue at Cleveland, 11/16/14
	Steve Slaton at Indianapolis, 11/16/08
129	Domanick Williams# vs. N.Y. Jets, 10/19/03
# - Domanick Williams known as Domanick Davis prior to 2006.	
Games, 100 or More Yards Rushing	
32	Arian Foster, 2009-15
11	Domanick Williams#, 2003-05
8	Lamar Miller, 2016-18
6	Ben Tate, 2011-13
5	Alfred Blue, 2014-18
	Steve Slaton, 2008-09
# - Domanick Williams known as Domanick Davis prior to 2006.	
Consecutive Games, 100 or More Yards	
4	Arian Foster, 10/5/14-10/26/14
3	Arian Foster, 10/23/11-11/6/11
	Steve Slaton, 12/1/08-12/14/08
Longest Run From Scrimmage	
97t	Lamar Miller vs. Tennessee, 11/27/18
81t	Justin Forsett at Detroit, 11/22/12

TEXANS RECORDS - REGULAR SEASON INDIVIDUAL

74t	Arian Foster at Oakland, 10/3/10
71t	Steve Slaton at Indianapolis, 11/16/08
60	Ben Tate vs. Tennessee, 9/15/13
56	Arian Foster vs. Jacksonville, 1/2/11

Longest Run From Scrimmage, Opponent

91t	Chris Johnson at Tennessee, 9/20/09
85t	Lamar Miller at Miami, 10/25/15
80t	Rashad Jennings vs. Oakland, 11/17/13
76	Fred Taylor at Jacksonville, 10/14/07

Career (750 attempts)

4.54	Arian Foster, 2009-15
4.15	Domanick Williams#, 2003-05

- Domanick Williams known as Domanick Davis prior to 2006.

Season (100 attempts)

5.38	Ben Tate, 2011 (175-942)
4.94	Arian Foster, 2010 (327-1,616)
4.79	Arian Foster, 2014 (260-1,246)
4.78	Steve Slaton, 2008 (268-1,282)
4.48	Arian Foster, 2013 (121-542)

Game (10 attempts)

13.5	Lamar Miller vs. Tennessee, 11/27/18 (12-162)
11.14	Steve Slaton at Indianapolis, 11/16/08 (14-156)
9.58	Ben Tate vs. Cleveland, 11/6/11 (12-115)
8.6	Darius Walker vs. Jacksonville, 12/30/07 (10-86)
8.06	Domanick Williams# vs. Tennessee, 11/28/04 (16-129)
7.82	Arian Foster at Oakland, 10/3/10 (17-133)

- Domanick Williams known as Domanick Davis prior to 2006.

RUSHING TOUCHDOWNS

Seasons Leading Team

4	Arian Foster, 2010-12, 14
2	Jonathan Wells, 2002, 2005
	Domanick Williams#, 2003-04
	Ron Dayne, 2006-07
	Lamar Miller, 2016-17

- Domanick Williams known as Domanick Davis prior to 2006.

Consecutive Seasons Leading Team

3	Arian Foster, 2010-12
2	Domanick Williams#, 2003-04
	Ron Dayne, 2006-07
	Lamar Miller, 2016-17

- Domanick Williams known as Domanick Davis prior to 2006.

Career

54	Arian Foster, 2009-15
23	Domanick Williams#, 2003-05
12	Steve Slaton, 2008-10

- Domanick Williams known as Domanick Davis prior to 2006.

Season

16	Arian Foster, 2010
15	Arian Foster, 2012
13	Domanick Williams#, 2004

10	Arian Foster, 2011
9	Steve Slaton, 2008

- Domanick Williams known as Domanick Davis prior to 2006.

Game

3	Ben Tate vs. New England, 12/1/13
3	Arian Foster vs. Indianapolis, 9/12/10
3	Ryan Moats at Buffalo, 11/1/09

Game, Rookie

2	7x - last: D'Onta Foreman vs. Arizona, 11/19/2017
---	---

Game, Opponent

4	Shaun Alexander at Seattle, 10/16/05
3	Devonta Freeman at Atlanta, 10/4/15
	Maurice Jones-Drew vs. Jacksonville, 9/27/09
	Willie Parker vs. Pittsburgh, 9/7/08
	LaBrandon Toefield vs. Jacksonville, 12/24/05

Consecutive Games WITH A Rushing Touchdown

6	Arian Foster, 10/23/11 – 12/4/11
	Domanick Williams#, 11/28/04 – 1/2/05
5	Arian Foster, 9/30/12 – 11/4/12
	Arian Foster, 10/17/10 – 11/21/10
4	Arian Foster, 12/18/11 – 9/16/12

- Domanick Williams known as Domanick Davis prior to 2006.

PASSING

PASSING

Seasons Leading Team

7	Matt Schaub, 2007-13
5	David Carr, 2002-06

Consecutive Seasons Leading Team

7	Matt Schaub, 2007-13
5	David Carr, 2002-06

PASSER RATING

Career (1,500 attempts)

90.9	Matt Schaub, 2007-13
75.5	David Carr, 2002-06

Season (204 attempts)

103.0	Deshaun Watson, 2017
98.6	Deshaun Watson, 2018
	Matt Schaub, 2009
96.8	Matt Schaub, 2011
95.3	Ryan Fitzpatrick, 2014
92.7	Matt Schaub, 2008

Season, rookie (204 attempts)

103.0	Deshaun Watson, 2017
62.8	David Carr, 2002

Game (20 attempts)

156.0	Deshaun Watson vs Miami, 10/25/18
147.7	Matt Schaub at Tennessee, 10/23/11
147.5	Ryan Fitzpatrick vs. Tennessee, 11/30/14

TEXANS RECORDS - REGULAR SEASON INDIVIDUAL

144	Matt Schaub vs. Cincinnati, 10/26/08
140.2	David Carr at Indianapolis, 9/17/06
130.9	Deshaun Watson vs. Tennessee, 11/27/18
129.7	Matt Schaub vs. Jacksonville, 1/2/11

Game, Opponent (20 attempts)

147.7	Marcus Mariota vs. Tennessee, 11/27/18
146.8	Steve McNair at Tennessee, 10/12/03
146.8	Jon Kitna vs. Cincinnati, 11/3/02
146.2	Tom Brady at New England, 9/24/17
143.8	Blake Bortles at Jacksonville, 12/17/17
139.8	Ben Roethlisberger vs. Pittsburgh, 9/18/05

PASSING ATTEMPTS

Seasons Leading Team

7	Matt Schaub, 2007-13
5	David Carr, 2002-06

Consecutive Seasons Leading Team

7	Matt Schaub, 2007-13
5	David Carr, 2002-06

Career

3,020	Matt Schaub, 2007-13
2,070	David Carr, 2002-06
568	Deshaun Watson, 2017-18
510	Brock Osweiler, 2016

Season

583	Matt Schaub, 2009
574	Matt Schaub, 2010
544	Matt Schaub, 2012
510	Brock Osweiler, 2016
466	David Carr, 2004

Season, Rookie

444	David Carr, 2002
204	Deshaun Watson, 2017
134	T.J. Yates, 2011
40	Dave Ragone, 2003

Game

62	Matt Schaub vs. Baltimore, 12/13/10
58	Ryan Mallett at Carolina, 9/20/15
55	Matt Schaub vs. Jacksonville, 11/18/12
54	Matt Schaub at Tennessee, 12/19/10
	David Carr at N.Y. Jets, 11/26/06
52	Matt Schaub at Washington, 9/19/10
50	Matt Schaub at Arizona, 10/11/09

Game, Opponent

61	Matthew Stafford at Detroit, 11/22/12
57	Peyton Manning vs. Indianapolis, 9/12/10
	Tommy Maddox at Pittsburgh, 12/8/02
55	Chad Henne at Miami, 12/27/09
53	Blake Bortles at Jacksonville, 10/18/15
52	Peyton Manning at Denver, 9/23/12
51	Peyton Manning vs. Denver, 12/22/13

PASS COMPLETIONS

Seasons Leading Team

7	Matt Schaub, 2007-13
5	David Carr, 2002-06

Consecutive Seasons Leading Team

7	Matt Schaub, 2007-13
5	David Carr, 2002-06

Career

1,951	Matt Schaub, 2007-13
1,243	David Carr, 2002-06
368	Deshaun Watson, 2017-18
301	Brock Osweiler, 2016
297	Sage Rosenfels, 2006-08

Season

396	Matt Schaub, 2009
365	Matt Schaub, 2010
350	Matt Schaub, 2012

Season, Rookie

233	David Carr, 2002
126	Deshaun Watson, 2017
82	T.J. Yates, 2011
20	Dave Ragone, 2003

Game

43	Matt Schaub vs. Jacksonville, 11/18/12
39	David Carr at N.Y. Jets, 11/26/06
38	Matt Schaub at Washington, 9/19/10
35	Matt Schaub at Tennessee, 12/19/10
	Matt Schaub at Arizona, 10/11/09

Game, Opponent

40	Peyton Manning vs. Indianapolis, 9/12/10
36	Daunte Culpepper vs. Minnesota, 10/10/04
34	Peyton Manning at Indianapolis, 11/8/09
33	Drew Brees vs. New Orleans, 11/18/07
	Brett Favre vs. Green Bay 11/21/04

Consecutive Completions

*22	David Carr vs. Buffalo, 11/19/06
17	Matt Schaub vs. Jacksonville, 11/18/12
16	Matt Schaub vs. Indianapolis (14), 9/23/07; at Atlanta (2), 9/30/07
13	David Carr at Indianapolis (9), 9/17/06; vs. Washington (4), 9/24/06
	Ryan Fitzpatrick vs. Washington (5), 9/7/14; at Oakland (8), 9/14/14

*Tied NFL record at the time

Consecutive Completions, Opponent

*22	Mark Brunell vs. Washington, 9/24/06
-----	--------------------------------------

*Tied NFL record at the time

PASSING COMPLETION PERCENTAGE

Seasons Leading Team

6	Matt Schaub, 2007, 2009-13
---	----------------------------

TEXANS RECORDS - REGULAR SEASON INDIVIDUAL

5 David Carr, 2002-06

Consecutive Seasons Leading Team

5 Matt Schaub, 2009-13

5 David Carr, 2002-06

Career (1,500 attempts)

64.6 Matt Schaub, 2007-13

60 David Carr, 2002-06

Season (224 attempts)

68.3 David Carr, 2006

67.9 Matt Schaub, 2009

66.4 Matt Schaub, 2007

66.1 Matt Schaub, 2008

65.0 Deshaun Watson, 2018

64.3 Matt Schaub, 2012

Game (20 attempts)

85.7 Matt Schaub vs. Cincinnati, 10/26/08

84.6 David Carr at Indianapolis, 9/17/06

83.9 Matt Schaub vs. Detroit, 10/19/08

83.3 David Carr vs. Buffalo, 11/19/06

81.8 Matt Schaub vs. Indianapolis, 9/23/07

81.8 Matt Schaub vs. Jacksonville, 1/2/11

PASSING YARDS GAINED

Seasons Leading Team

7 Matt Schaub, 2007-13

5 David Carr, 2002-06

Consecutive Seasons Leading Team

7 Matt Schaub, 2007-13

5 David Carr, 2002-06

Career

23,221 Matt Schaub, 2007-13

13,391 David Carr, 2002-06

4,730 Deshaun Watson, 2017-18

3,380 Sage Rosenfels, 2006-08

Seasons, 4,000 or More Yards Passing

3 Matt Schaub, 2009-10, 12

Seasons, 3,000 or More Yards Passing

4 Matt Schaub, 2008-12

1 David Carr, 2004

Season

4,770 Matt Schaub, 2009

4,370 Matt Schaub, 2010

4,008 Matt Schaub, 2012

3,531 David Carr, 2004

Season, Rookie

2,592 David Carr, 2002

1,699 Deshaun Watson, 2017

949 T.J. Yates, 2011

135 Dave Ragone, 2003

Game

527 Matt Schaub vs. Jacksonville, 11/18/12 (OT)

497 Matt Schaub at Washington, 9/19/10 (OT)

416 Matt Schaub vs. Oakland, 10/9/11

414 Matt Schaub at Green Bay, 12/7/08

402 Deshaun Watson at Seattle, 10/29/17

Game, Opponent

452 Russell Wilson at Seattle, 10/29/17

441 Matthew Stafford at Detroit, 11/22/12 (OT)

433 Peyton Manning vs. Indianapolis, 9/12/10

426 Donovan McNabb at Washington, 9/19/10

Games, 300 or More Yards Passing, Season

9 Matt Schaub, 2009

7 Matt Schaub, 2010

4 Deshaun Watson, 2018

Matt Schaub, 2008

Games, 300 or More Yards Passing, Career

27 Matt Schaub, 2007-13

6 Deshaun Watson, 2017-18

4 David Carr, 2002-06

1 Tom Savage, 2014, 16-17

1 Brian Hoyer, 2015

1 Case Keenum, 2013

1 T. J. Yates, 2011

1 Ryan Fitzpatrick, 2014

Longest Pass Completion

81 David Carr to Corey Bradford vs. Buffalo, 10/13/02

80 Matt Schaub to Jacoby Jones at Tampa Bay, 11/13/11 (TD)

78 Matt Schaub to Arian Foster at Tampa Bay, 11/13/11 (TD)

78 Matt Schaub to Arian Foster at Tennessee, 10/23/11 (TD)

78 David Carr to Corey Bradford at Miami, 9/7/03

77 Matt Schaub to Andre Johnson vs. Kansas City, 9/9/07 (TD)

PASSING YARDS PER COMPLETION

Seasons Leading Team (224 attempts/season)

7 Matt Schaub, 2007-13

5 David Carr, 2002-06

Consecutive Seasons Leading Team

7 Matt Schaub, 2007-13

5 David Carr, 2002-06

Career (1,500 attempts)

11.90 Matt Schaub, 2007-13

10.77 David Carr, 2002-06

Season (204 attempts)

13.93 Matt Schaub, 2011

13.48 Deshaun Watson, 2017

12.91 Deshaun Watson, 2018

12.85 Case Keenum, 2013

12.60 Ryan Fitzpatrick, 2014

12.39 David Carr, 2004

12.12 Matt Schaub, 2008

Season, rookie (204 attempts)

13.48 Deshaun Watson, 2017

11.12 David Carr, 2002

Game (20 attempts)

TEXANS RECORDS - REGULAR SEASON INDIVIDUAL

21.16	Deshaun Watson at Seattle, 10/29/17
20.36	Matt Schaub vs. Oakland, 10/04/09
18.17	David Carr vs. Buffalo, 10/13/02
18.13	Case Keenum vs. New England, 12/01/13
18.07	Case Keenum at Kansas City, 10/20/13

PASSING YARDS PER ATTEMPT

Seasons Leading Team (224 attempts/season)

7 Matt Schaub, 2007-13

5 David Carr, 2002-06

Consecutive Seasons Leading Team

7 Matt Schaub, 2007-13

5 David Carr, 2002-06

Career (1,500 attempts)

7.69 Matt Schaub, 2007-13

6.47 David Carr, 2002-06

Season (204 attempts)

8.49 Matt Schaub, 2011

8.4 Deshaun Watson, 2018

8.18 Matt Schaub, 2009

8.01 Matt Schaub, 2010

7.96 Ryan Fitzpatrick, 2014

Season, rookie (204 attempts)

8.33 Deshaun Watson, 2017

5.84 David Carr, 2002

Game (20 attempts)

13.47 Deshaun Watson at Seattle, 10/29/17

12.87 Matt Schaub at Tennessee, 10/23/11

11.95 Deshaun Watson vs. Miami, 10/25/18

11.50 Matt Schaub vs. Jacksonville, 01/02/11

10.85 Ryan Fitzpatrick vs. Tennessee, 11/30/14

Average Gain, Game, Opponent (20 attempts)

15.59 Steve McNair at Tennessee, 10/12/03

12.83 Philip Rivers vs. San Diego, 11/7/10

12.1 Ben Roethlisberger vs. Pittsburgh, 9/18/05

11.85 Peyton Manning at Indianapolis, 11/14/04

11.36 Chad Pennington vs. Miami, 10/12/08

PASSING TOUCHDOWNS

Seasons Leading Team

6 Matt Schaub, 2008-13

5 David Carr, 2002-06

Consecutive Seasons Leading Team

6 Matt Schaub, 2008-13

5 David Carr, 2002-06

Career

124 Matt Schaub, 2007-13

59 David Carr, 2002-06

40 Deshaun Watson, 2017-18

24 Sage Rosenfels, 2006-08

19 Brian Hoyer, 2015

Season

29 Matt Schaub, 2009

24 Matt Schaub, 2010

22 Matt Schaub, 2012

21 Deshaun Watson, 2018

19 Deshaun Watson, 2017

Brian Hoyer, 2015

Rookie, Season

19 Deshaun Watson, 2017

9 David Carr, 2002

3 T.J. Yates, 2011

Game

6 Ryan Fitzpatrick vs. Tennessee, 11/30/14

5 Deshaun Watson vs. Miami, 10/25/18

Deshaun Watson vs. Kansas City, 10/8/17

Matt Schaub vs. Jacksonville, 11/18/12

4 Deshaun Watson at Seattle, 10/29/17

Deshaun Watson vs. Tennessee, 10/1/17

Matt Schaub at Denver, 9/23/12

Matt Schaub at Cincinnati, 10/18/09

Matt Schaub at Tennessee, 9/20/09

Sage Rosenfels vs. Tennessee, 10/21/07

Game, Opponent

6 Aaron Rodgers vs. Green Bay, 10/14/12

5 Daunte Culpepper vs. Minnesota, 10/10/04

Peyton Manning at Indianapolis, 11/14/04

Tom Brady at New England, 9/24/17

Games, Four or More Touchdown Passes, Career

4 Deshaun Watson, 2017-18

Matt Schaub, 2007-12

1 Ryan Fitzpatrick, 2014

1 Sage Rosenfels, 2006-08

Games, Four or More Touchdown Passes, Season

3 Deshaun Watson, 2017

2 Matt Schaub, 2012

Matt Schaub, 2009

1 Ryan Fitzpatrick, 2014

Sage Rosenfels, 2007

Consecutive Games, Touchdown Passes

17 Deshaun Watson, 9/24/17 - 12/2/18

16 Matt Schaub, 11/14/10 - 10/30/11

12 Matt Schaub, 11/8/09 - 10/3/10

Sage Rosenfels, 10/14/07 - 11/9/08

8 David Carr, 9/18/05 - 11/13/05

6 Matt Schaub, 10/21/12 - 12/2/12

Matt Schaub, 9/20/09 - 10/25/09

David Carr, 9/19/04 - 10/31/04

PASSES HAD INTERCEPTED

Career

TEXANS RECORDS - REGULAR SEASON INDIVIDUAL

78	Matt Schaub, 2007-13
65	David Carr, 2002-06
23	Sage Rosenfels, 2006-08
Season	
16	Brock Osweiler, 2016
15	Matt Schaub, 2009
	David Carr, 2002
14	Matt Schaub, 2013
	David Carr, 2004
Game	
4	Sage Rosenfels vs. Baltimore, 11/9/08
	David Carr at New England, 12/17/06
Game, Opponent	
4	David Garrard at Jacksonville, 11/12/06
	Steve McNair at Tennessee, 10/17/04
Consecutive Passes without an interception	
110	Matt Schaub, 11/14/10 – 12/2/10
105	Case Keenum, 10/20/13 – 11/17/13
104	Matt Schaub, 11/06/11 – 9/23/12
99	Matt Schaub, 12/10/12 – 12/30/12
	David Carr, 12/24/05 – 9/17/06
	David Carr, 10/17/04 – 11/14/04
Attempts, No Interceptions, Game	
44	Tom Savage vs. Indianapolis, 11/5/17
43	Case Keenum at Arizona, 11/10/13
42	David Carr vs. Minnesota, 10/10/04
41	David Carr at Denver, 11/7/04
40	Matt Schaub at St. Louis, 12/20/09
	Matt Schaub at Jacksonville, 9/28/08
	Matt Schaub at Atlanta, 9/30/07
Attempts, No Interceptions, Game, Opponent	
57	Peyton Manning vs. Indianapolis, 9/12/10
52	Peyton Manning at Denver, 9/23/12
51	Peyton Manning vs. Denver, 12/22/13
50	Daunte Culpepper vs. Minnesota, 10/10/04
46	Peyton Manning vs. Indianapolis, 11/16/08
LOWEST INTERCEPTION PERCENTAGE	
Seasons Leading Team	
6	Matt Schaub, 2007-12
5	David Carr, 2002-06
Career (1,500 attempts)	
2.6	Matt Schaub, 2007-13
3.1	David Carr, 2002-06
Season (224 attempts)	
1.9	Brian Hoyer, 2015
2.05	Matt Schaub, 2011
2.09	Matt Schaub, 2010
2.21	Matt Schaub, 2012
2.37	Case Keenum, 2013
Season, Rookie (204 attempts)	
3.38	David Carr, 2002

3.92 Deshaun Watson, 2017

TIMES SACKED

Career

249	David Carr, 2002-06
160	Matt Schaub, 2007-13
60	Deshaun Watson, 2017-18
36	T.J. Yates, 2011-13, 2015, 2017
27	Tom Savage, 2014-17
	Brock Osweiler, 2016

Season

*76	David Carr, 2002
68	David Carr, 2005
49	David Carr, 2004

* NFL record

Game

9	David Carr at San Diego, 9/15/03
8	David Carr at Cleveland, 10/20/02
	David Carr vs. Pittsburgh, 9/18/05
7	Deshaun Watson vs. Buffalo Bills, 10/14/18
	David Carr vs. Tennessee, 10/9/05
	David Carr at Cincinnati, 10/2/05
	David Carr at Philadelphia, 9/29/02

Game, Opponent

8	Blake Bortles vs. Jacksonville, 1/3/16
6	Jake Locker at Tennessee, 12/2/12
6	Blaine Gabbert at Jacksonville, 11/27/11
6	Tommy Maddox at Pittsburgh, 12/8/02

RECEIVING

RECEPTIONS

Seasons Leading Team

10	Andre Johnson, 2003-06, 08-10, 12-14
3	DeAndre Hopkins, 2015-17

Consecutive Seasons Leading Team

4	Andre Johnson, 2003-06
3	Andre Johnson, 2008-10
	Andre Johnson, 2012-14

DeAndre Hopkins, 2015-17

Career

1,012	Andre Johnson, 2003-14
493	DeAndre Hopkins, 2013-18
385	Owen Daniels, 2006-13
326	Kevin Walter, 2006-12

Seasons, 50 or More Pass Receptions

11	Andre Johnson, 2003-10, 2012-14
6	DeAndre Hopkins, 2013-18
4	Kevin Walter, 2007-10
	Owen Daniels, 2007-08, 2011-12

TEXANS RECORDS - REGULAR SEASON INDIVIDUAL

2	Arian Foster, 2010-11
Season	
115	Andre Johnson, 2008
112	Andre Johnson, 2012
111	DeAndre Hopkins, 2015
109	Andre Johnson, 2013
103	Andre Johnson, 2006
Season, Rookie	
66	Andre Johnson, 2003
52	DeAndre Hopkins, 2013
50	Steve Slaton, 2008
47	Domanick Williams#, 2003
	Will Fuller V, 2016
Game	
14	Andre Johnson vs. Jacksonville, 11/18/12 (OT)
13	Andre Johnson at Jacksonville, 12/5/13
12	6x - last: Andre Johnson at San Diego, 9/9/13
Game, Opponent	
14	Dallas Clark at Indianapolis, 11/8/09
12	4x - last: A.J. Green vs. Cincinnati, 11/23/14
Consecutive Games Played, Pass Reception	
133	Andre Johnson, 11/6/05 – 12/21/14
91	DeAndre Hopkins, 9/9/13 – 12/2/18
88	Owen Daniels, 12/10/06 – 10/6/13
37	Arian Foster, 1/3/10 – 10/21/12
35	Andre Johnson, 9/7/03 – 10/2/05
35	Kevin Walter, 9/7/08 – 10/10/10

RECEIVING YARDS GAINED

Seasons Leading Team	
10	Andre Johnson, 2003-10, 12-13
4	DeAndre Hopkins, 2014-17
1	Owen Daniels, 2011
	Corey Bradford, 2002
Consecutive Seasons Leading Team	
8	Andre Johnson, 2003-10
4	DeAndre Hopkins, 2014-17
Career	
13,597	Andre Johnson, 2003-14
6,980	DeAndre Hopkins, 2013-18
4,617	Owen Daniels, 2006-13
4,083	Kevin Walter, 2006-12
2,268	Arian Foster, 2009-15
Seasons, 1,000 or More Yards	
7	Andre Johnson – 2004, 2006, 2008-10, 2012-13
3	DeAndre Hopkins – 2014-15, 2017
Season	
1,598	Andre Johnson, 2012
1,575	Andre Johnson, 2008
1,569	Andre Johnson, 2009
1,521	DeAndre Hopkins, 2015

1,407	Andre Johnson, 2013
Season, Rookie	
976	Andre Johnson, 2003
802	DeAndre Hopkins, 2013
635	Will Fuller V, 2016
483	Jabar Gaffney, 2002
377	Steve Slaton, 2008
Game	
273	Andre Johnson vs. Jacksonville, 11/18/12 (OT)
238	DeAndre Hopkins vs. Tennessee, 11/30/14
229	Andre Johnson vs. Indianapolis, 11/3/13
224	DeAndre Hopkins at Seattle, 10/29/17
207	Andre Johnson vs. Tennessee, 12/14/08
196	Andre Johnson at St. Louis, 12/20/09
193	Andre Johnson vs. Seattle, 12/13/09
Game, Opponent	
265	Lee Evans vs. Buffalo, 11/19/06
236	Justin Blackmon vs. Jacksonville, 11/18/12 (OT)
223	T.Y. Hilton vs. Indianapolis, 10/9/14
186	Keelan Cole at Jacksonville, 12/17/17
177	Derrick Mason at Tennessee, 10/12/03
Games, 100 or More Yards, Career	
51	Andre Johnson, 2003-14
22	DeAndre Hopkins, 2013-18
5	Will Fuller V, 2016-18
4	Owen Daniels, 2006-12
3	Arian Foster, 2009-15
	Corey Bradford, 2002-05
	Kevin Walter, 2006-12
Games, 100 or More Yards, Season	
8	Andre Johnson, 2008
6	DeAndre Hopkins, 2015
	Andre Johnson, 2009, 2010, 2012, 2013
5	DeAndre Hopkins, 2017
4	DeAndre Hopkins, 2018
	DeAndre Hopkins, 2014
Consecutive Games, 100 or More Yards	
4	Andre Johnson, 10/5/08 - 10/26/08
	DeAndre Hopkins, 9/27/15 - 10/18/15
3	Andre Johnson, 9/9/07 - 11/18/07
2	11x - last: DeAndre Hopkins, 9/30/18 - 10/7/18
Longest Reception	
81	Corey Bradford from David Carr vs. Buffalo, 10/13/02
80	Jacoby Jones from Matt Schaub at Tampa Bay, 11/13/11 (TD)
78	Arian Foster from Matt Schaub at Tampa Bay, 11/13/11 (TD)
	Arian Foster from Matt Schaub at Tennessee, 10/23/11 (TD)
	Corey Bradford from David Carr at Miami, 9/7/03 (TD)
76	DeAndre Hopkins from Ryan Fitzpatrick vs. Washington, 9/7/14 (TD)
Longest Reception, Opponent	
96	Calvin Johnson vs. Detroit, 10/19/08 (TD)

TEXANS RECORDS - REGULAR SEASON INDIVIDUAL

94	Robert Woods at Los Angeles, 11/12/17 (TD)
84	Troy Edwards vs. Jacksonville, 10/28/03 (TD)
83	Lee Evans vs. Buffalo, 11/19/06 (TD)
81	Justin Blackmon vs. Jacksonville, 11/18/12 (TD)

RECEIVING AVERAGE

Average Gain, Career (200 receptions)

14.2	DeAndre Hopkins, 2013-18
13.4	Andre Johnson, 2003-14
12.5	Kevin Walter, 2006-12
12.0	Owen Daniels, 2006-13

Average Gain, Season (32 receptions)

17.7	André Davis, 2007
15.9	DeAndre Hopkins, 2014
15.5	Andre Johnson, 2009
15.5	Corey Bradford, 2002
15.4	DeAndre Hopkins, 2013

Average Gain, Game (MIN. 3 receptions)

30.5	Andre Johnson at Buffalo, 11/16/03 (4-122)
28.7	Andre Johnson at Detroit, 9/19/04 (3-86)
28.0	DeAndre Hopkins at Seattle, 10/29/17 (8-224)
27.3	Jabar Gaffney at Chicago, 12/19/04 (4-109)
26.5	Joel Dreessen at N.Y. Jets, 11/21/10 (4-106)

RECEIVING TOUCHDOWNS

Seasons Leading Team

8	Andre Johnson, 2003-04, 2006-10, 2013
3	DeAndre Hopkins, 2015-17
	Corey Bradford, 2002-03, 2005

Consecutive Seasons Leading Team

5	Andre Johnson, 2006-10
3	DeAndre Hopkins, 2015-17

Career

64	Andre Johnson, 2003-14
44	DeAndre Hopkins, 2013-18
29	Owen Daniels, 2006-13
24	Kevin Walter, 2006-12
18	Corey Bradford, 2002-05

Season

13	DeAndre Hopkins, 2017
11	DeAndre Hopkins, 2015
9	Andre Johnson, 2009
8	DeAndre Hopkins, 2018
	Andre Johnson, 2010
	Andre Johnson, 2008
	Kevin Walter, 2008
	Andre Johnson, 2007

Season, Rookie

5	Owen Daniels, 2006
4	Jordan Thomas, 2018
	Andre Johnson, 2003

Game

3	DeAndre Hopkins vs. Kansas City, 10/8/17
	Andre Johnson vs. Indianapolis, 11/3/13

Game, Rookie

2	Jordan Thomas vs. Miami, 10/25/18
	Jaelen Strong vs. Indianapolis, 10/8/15
	Owen Daniels at Tennessee, 10/29/06
	Andre Johnson vs. Kansas City, 9/21/03

Game, Opponent

3	T.Y. Hilton vs. Indianapolis, 11/3/13
	Jordy Nelson vs. Green Bay, 10/14/12
	Vernon Davis vs. San Francisco, 10/25/09
	Steve Smith at Carolina, 9/16/07
	Terrell Owens at Dallas, 10/15/06
	Derrick Mason at Tennessee, 10/12/03

Consecutive Games, Touchdowns

5	DeAndre Hopkins, 10/14/18 - 11/18/18
	DeAndre Hopkins, 10/1/17 - 11/5/17
4	Arian Foster, 10/20/14 - 11/30/14
	Andre Johnson, 12/13/10 - 9/18/11
	Andre Johnson, 12/2/07 - 12/23/07

PUNTING

PUNTING

Seasons Leading Team

5	Shane Lechler, 2013-17
	Chad Stanley, 2002-06
4	Matt Turk, 2007-10

Consecutive Seasons Leading Team

5	Shane Lechler, 2013-17
	Chad Stanley, 2002-06
4	Matt Turk, 2007-10

PUNTS

Career

444	Chad Stanley, 2002-06
430	Shane Lechler, 2013-17
254	Matt Turk, 2007-11
88	Donnie Jones, 2012

Season

114	Chad Stanley, 2002
97	Chad Stanley, 2003
95	Shane Lechler, 2015
92	Shane Lechler, 2017
88	Shane Lechler, 2013
	Donnie Jones, 2012

Game

11	Shane Lechler at Jacksonville, 12/17/17
	Chad Stanley at Indianapolis, 12/1/02
10	Donnie Jones at Tennessee, 12/2/12

TEXANS RECORDS - REGULAR SEASON INDIVIDUAL

Brett Hartmann at Jacksonville, 11/27/11

Chad Stanley at Jacksonville, 12/7/03

Chad Stanley at Pittsburgh, 12/8/02

Chad Stanley at San Diego, 9/15/02

Chad Stanley vs. Dallas, 9/8/02

Game, Opponent

11 Marquette King vs. Oakland, 11/17/13

10 Darren Bennett at San Diego, 9/15/02

9 6 times, last Colton Schmidt vs. Buffalo, 9/28/14

Longest Punt

71 Shane Lechler vs. Indianapolis, 10/9/14

69 Brett Hartmann at Miami, 9/18/11

66 Donnie Jones at Denver, 9/23/12

Brett Hartmann vs. Atlanta, 12/4/11

65 Shane Lechler at Oakland, 9/14/14

Shane Lechler at Arizona, 11/10/13

Donnie Jones vs. Minnesota, 12/23/12

Longest Punt, Opponent

75 Mat McBriar at Dallas, 10/15/06

74 Sam Koch vs. Baltimore, 11/9/08

70 Brett Kern at Tennessee, 12/2/12

Brandon Fields vs. Miami, 9/18/11

PUNT AVERAGE

Career (250 punts)

47.6 Shane Lechler, 2013-17

42.3 Matt Turk, 2007-11

41.0 Chad Stanley, 2002-06

Season (40 punts)

49.0 Shane Lechler, 2017

47.6 Shane Lechler, 2013

47.5 Shane Lechler, 2016

47.3 Shane Lechler, 2015

47.2 Donnie Jones, 2012

46.3 Shane Lechler, 2014

Game (4 punts)

58.9 Shane Lechler at Arizona, 11/10/13 (7 punts)

54.5 Shane Lechler vs. Indianapolis, 10/9/14 (4 punts)

54.2 Donnie Jones at Denver, 9/23/12 (5 punts)

53.0 Shane Lechler at Seattle, 10/29/17 (5 punts)

52.8 Brett Hartmann vs. Atlanta, 12/4/11 (5 punts)

Game, Opponent (4 punts)

56.8 Shane Lechler at Oakland, 12/3/06 (4 punts)

Mat McBriar at Dallas, 10/15/06 (4 punts)

53.9 Brett Nortman at Carolina, 9/20/15 (7 punts)

53.4 Shane Lechler vs. Oakland, 10/4/09 (8 punts)

52.8 Mike Scifres at San Diego, 10/28/07 (5 punts)

52.2 Bryan Anger at Jacksonville, 9/16/12 (9 punts)

PUNTS HAD BLOCKED

Consecutive Punts, None Blocked

327 Chad Stanley, 2002-06

324 Shane Lechler, 2014-17 (current)

254 Matt Turk, 2007-11

99 Shane Lechler, 2013-14

Punts Had Blocked, Career

2 Chad Stanley, 2002-06

1 Shane Lechler, 2013-15

Punts Had Blocked, Season

2 Chad Stanley, 2002

1 Shane Lechler, 2014

PUNTS INSIDE THE 20

Career

147 Shane Lechler, 2013-17

135 Chad Stanley, 2002-06

88 Matt Turk, 2007-11

Season

36 Chad Stanley, 2002

36 Chad Stanley, 2003

34 Shane Lechler, 2013

32 Shane Lechler, 2017

Game

6 Chad Stanley vs. Dallas, 9/8/02

5 Shane Lechler vs. Indianapolis, 11/5/17

Shane Lechler vs. Tennessee, 9/15/13

Donnie Jones at Tennessee, 12/2/12

Chad Stanley at San Francisco, 1/1/06

Game, Opponent

6 Brett Kern at Tennessee, 12/29/13

Andy Lee vs. Arizona, 11/19/17

5 Sam Koch vs. Baltimore, 12/13/10

Mike Scifres at San Diego, 10/28/07

Craig Hentrich vs. Tennessee, 12/10/06

PUNT RETURNS

PUNT RETURNS

Seasons Leading Team

5 Jacoby Jones, 2007-11

3 Keshawn Martin, 2012-14

2 J.J. Moses, 2003-04

Career

179 Jacoby Jones, 2007-11

86 Keshawn Martin, 2012-15

72 J.J. Moses, 2003-04

Season

49 Jacoby Jones, 2011

39 Jacoby Jones, 2009

39 Keshawn Martin, 2013

36 Keith Mumphery, 2015

J.J. Moses, 2003, 04

Jermaine Lewis, 2002

TEXANS RECORDS - REGULAR SEASON INDIVIDUAL

Season, Rookie

36	Keith Mumphery, 2015
30	Jacoby Jones, 2007
27	Tyler Ervin, 2016
22	Keshawn Martin, 2012
12	Jerome Mathis, 2005

Game

7	Keshawn Martin vs. Oakland, 11/17/13
	Jacoby Jones at Jacksonville, 11/27/11
	Jacoby Jones vs. Oakland, 10/4/09
6	Trindon Holliday at Jacksonville, 9/16/12
	Keith Mumphery at Carolina, 9/20/15

Game, Opponent

6	Patrick Peterson at Arizona, 11/10/13
	Marcus Sherels vs. Minnesota, 12/23/12
	Darius Reynaud at Tennessee, 12/2/12
	David Allen at Jacksonville, 12/7/03
	Antwaan Randle El at Pittsburgh, 12/8/02
	Troy Walters at Indianapolis, 12/1/02

FAIR CATCHES

Career

60	Jacoby Jones, 2007-11
55	Keshawn Martin, 2012-14
34	Tyler Ervin, 2016-18
20	J.J. Moses, 2003-04

Season

24	Keshawn Martin, 2014
21	Keshawn Martin, 2013
17	Jacoby Jones, 2008
	Jermaine Lewis, 2002
15	Jacoby Jones, 2010

Game

4	Keshawn Martin vs. Indianapolis, 10/9/14
	Keshawn Martin at Tennessee, 12/29/13
	Dexter Wynn vs. Buffalo, 11/19/06
	Jermaine Lewis vs. Dallas, 9/8/02

Game, Opponent

5	Dante Hall vs. Kansas City, 9/21/03
4	7 times, last by Ace Sanders vs. Jacksonville, 11/24/2013

PUNT RETURN YARDS GAINED

Seasons Leading Team

5	Jacoby Jones, 2007-11
3	Keshawn Martin, 2012-14
2	J.J. Moses, 2003-04

Career

1,820	Jacoby Jones, 2007-11
766	Keshawn Martin, 2012-15
553	J.J. Moses, 2003-04
496	Tyler Ervin, 2016-18

Season

518	Jacoby Jones, 2011
427	Jacoby Jones, 2009
386	Jacoby Jones, 2008

Season, Rookie

286	Jacoby Jones, 2007
280	Keith Mumphery, 2015
267	Keshawn Martin, 2012
261	Tyler Ervin, 2016

Game

125	Keshawn Martin vs. Oakland, 11/17/13
100	Jacoby Jones at Arizona, 10/11/09
92	Avion Black vs. Baltimore, 12/15/02
91	Jacoby Jones at Jacksonville, 11/27/11
	Jacoby Jones vs. Indianapolis, 9/11/11

Game, Opponent

93	Tandon Doss at Baltimore, 9/22/13
81	DeAnthony Thomas vs. Kansas City, 9/13/15
80	Johnnie Lee Higgins at Oakland, 12/21/08
	Adam Jones at Tennessee, 12/11/05
76	Marcus Thigpen vs. Miami, 9/9/12

Longest Punt Return

87	Keshawn Martin vs. Oakland, 11/17/13
79t	Jacoby Jones vs. Indianapolis, 9/11/11
76	Avion Black vs. Baltimore, 12/15/02
74	Jacoby Jones vs. Indianapolis, 9/23/07
73t	Jacoby Jones vs. Cincinnati, 10/26/08

PUNT RETURN AVERAGE

Career (75 returns)

10.2	Jacoby Jones, 2007-11
8.9	Keshawn Martin, 2012-14

Season (20 returns)

12.14	Keshawn Martin, 2012
12.06	Jacoby Jones, 2008
10.92	Jacoby Jones, 2009
9.67	Tyler Ervin, 2016

Season, rookie (20 returns)

12.1	Keshawn Martin, 2012
9.7	Tyler Ervin, 2016

Game (3 returns)

30.7	Avion Black vs. Baltimore, 12/15/02
30.3	Jacoby Jones vs. Indianapolis, 9/11/11
21.8	Jacoby Jones vs. Miami, 10/12/08
20.0	Jacoby Jones at Arizona, 10/11/09

Game, Opponent (3 returns)

26.7	Adam Jones at Tennessee, 12/11/05
22.3	Griff Whalen at Indianapolis, 12/16/13
19.7	Adam Jones at Tennessee, 10/29/06

PUNT RETURN TOUCHDOWNS

Career

TEXANS RECORDS - REGULAR SEASON INDIVIDUAL

3	Jacoby Jones, 2007-11
1	Keshawn Martin, 2012-15
	Avion Black, 2002
	Will Fuller V, 2016-2018
Season	
2	Jacoby Jones, 2008
1	Keshawn Martin, 2013
	Jacoby Jones, 2011
	Avion Black, 2002
	Will Fuller V, 2016
Game	
1	Will Fuller V vs. Tennessee, 10/2/16 (67 yards)
	Keshawn Martin vs. Oakland, 11/17/13 (87)
	Jacoby Jones vs. Indianapolis, 9/11/11 (79)
	Jacoby Jones vs. Cincinnati, 10/26/08 (73)
	Jacoby Jones vs. Miami, 10/12/08 (70)
	Avion Black vs. Baltimore, 12/15/02 (76)
Game, Opponent	
1	Tyreek Hill vs. Kansas City, 10/8/17 (82 yards)
	Tandon Doss at Baltimore, 9/22/13 (82)
	Marcus Thigpen vs. Miami, 9/9/12 (72)
	Johnnie Lee Higgins at Oakland, 12/21/08 (80)
	Adam Jones at Tennessee, 10/29/06 (53)
	Adam Jones at Tennessee, 12/11/05 (52)
	Dante Hall vs. Kansas City, 9/21/03 (73)

KICKOFF RETURNS

KICKOFF RETURNS

Seasons Leading Team	
3	André Davis, 2007-09
2	Keshawn Martin, 2012-13
	J.J. Moses, 2003-04
Career	
117	J.J. Moses, 2003-04
108	André Davis, 2007-09
72	Jerome Mathis, 2005-07
68	Keshawn Martin, 2012-15
Season	
59	J.J. Moses, 2004
58	J.J. Moses, 2003
54	Jerome Mathis, 2005
Season, Rookie	
54	Jerome Mathis, 2005
31	Keshawn Martin, 2012
20	Vernand Morency, 2005
Game	
8	Dexter Wynn at New England, 12/17/06
7	10x - last: Jacoby Jones at Indianapolis, 11/1/2010
Game, Opponent	
7	Devin Moore vs. Indianapolis, 9/12/10

Reggie Swinton vs. Arizona, 12/18/05

Doug Gabriel vs. Oakland, 10/3/04

KICKOFF RETURN YARDS

Seasons Leading Team

3	André Davis, 2007-09
2	Keshawn Martin, 2012-13
	J.J. Moses, 2003-04
	Danieal Manning, 2011, 2014

Career

2,743	André Davis, 2007-09
2,658	J.J. Moses, 2003-04
2,054	Jerome Mathis, 2005-07
1,707	Keshawn Martin, 2012-15

Season

1,542	Jerome Mathis, 2005
1,355	J.J. Moses, 2003
1,303	J.J. Moses, 2004

Season, Rookie

1,542	Jerome Mathis, 2005
741	Keshawn Martin, 2012
437	Vernand Morency, 2005

Game

266	Jerome Mathis vs. Kansas City, 11/20/05
266	Jerome Mathis vs. Indianapolis, 10/23/05
234	André Davis vs. Jacksonville, 12/30/07
233	Jerome Mathis vs. Indianapolis, 9/23/07
186	J.J. Moses at Cincinnati, 11/9/03

Game, Opponent

233	David Reed vs. Baltimore, 12/13/10
199	Doug Gabriel vs. Oakland, 10/3/04
196	Jacoby Jones vs. Baltimore, 10/21/12
187	Danieal Manning vs. Chicago, 12/28/08
176	Ted Ginn Jr. vs. Miami, 10/7/07

Longest, Game (All TDs)

104	André Davis vs. Jacksonville, 12/30/07
99	Jerome Mathis vs. Kansas City, 11/20/05
97	André Davis vs. Jacksonville, 12/30/07
97	André Davis vs. Tampa Bay, 12/9/07
95	Jacoby Jones vs. Oakland, 10/4/09

Longest, Game, Opponent (ALL TDS)

103	David Reed vs. Baltimore, 12/13/10
101	Deji Karim at Indianapolis, 12/30/12
100	Joe McKnight at N.Y. Jets, 10/8/12
99	Eddie Drummond at Detroit, 9/19/04
95	André Davis at Cleveland, 10/20/02

KICKOFF RETURN AVERAGE

Career (75 returns)

25.4	André Davis, 2007-09
22.7	J.J. Moses, 2003-04

Season (20 returns)

TEXANS RECORDS - REGULAR SEASON INDIVIDUAL

30.3	André Davis, 2007
28.6	Jerome Mathis, 2005
26.6	Jacoby Jones, 2009

Season, Rookie (20 returns)

28.6	Jerome Mathis, 2005
23.1	Keshawn Martin, 2012

Game (3 returns)

46.8	André Davis vs. Jacksonville, 12/30/07
38.0	Jerome Mathis vs. Kansas City, 11/20/05
38.0	Jerome Mathis vs. Indianapolis, 10/23/05
37.0	Jerome Mathis at Oakland, 12/3/06

Game, Opponent (3 returns)

53.0	Deji Karim at Indianapolis, 12/30/12
42.0	André Davis at Cleveland, 10/20/02
39.3	Eddie Drummond at Detroit, 9/19/04
38.8	David Reed vs. Baltimore, 12/13/10

KICKOFF RETURN TOUCHDOWNS

Career

3	André Davis, 2007
	Jerome Mathis, 2005-07
1	Jacoby Jones, 2007-11

Season

3	André Davis, 2007
2	Jerome Mathis, 2005
1	Jacoby Jones, 2009
	Jerome Mathis, 2007

Rookie, Season

2	Jerome Mathis, 2005
---	---------------------

Game

*2	André Davis vs. Jacksonville, 12/30/07 (104 and 97 yards)
1	Jacoby Jones vs. Oakland, 10/4/09 (95)
	André Davis vs. Tampa Bay, 12/9/07 (97)
	Jerome Mathis vs. Indianapolis, 9/23/07 (94)
	Jerome Mathis vs. Kansas City, 11/20/05 (99)
	Jerome Mathis vs. Indianapolis, 10/23/05 (89)

* Tied NFL record

Game, Opponent

1	Deji Karim at Indianapolis, 12/30/12 (101 yards)
	Joe McKnight at N.Y. Jets, 10/8/12 (100)
	David Reed vs. Baltimore, 12/13/10 (103)
	Ellis Hobbs at New England, 12/17/06 (93)
	Eddie Drummond at Detroit, 9/19/04 (99)
	André Davis at Cleveland, 10/20/02 (95)

BLOCKED KICKS

BLOCKED PUNTS

Career

2	Bryan Braman, 2011-13
	Ramon Walker, 2002-05
1	

Alfred, Blue, 2014-18

Tyrell Adams, 2018
Antwan Peek, 2003-05
Jimmy McClain, 2002

Season

2	Bryan Braman, 2012
1	Ramon Walker, 2005
	Antwan Peek, 2004
	Ramon Walker, 2003
	Jimmy McClain, 2002
	Alfred Blue, 2014
	Tyrell Adams, 2018

Game

1	Alfred Blue vs. Washington, 9/7/14
	Tyrell Adams vs. Buffalo, 10/14/18
	Bryan Braman vs. Indianapolis, 12/16/12
	Bryan Braman vs. Green Bay, 10/14/12
	Ramon Walker at San Francisco, 1/1/06
	Antwan Peek at Denver, 11/7/04
	Ramon Walker vs. New England, 11/23/03
	Jimmy McClain at Washington, 12/22/02

Game, Opponent

1	Demontre Moore at N.Y. Giants, 9/21/14
	Randy Starks vs. Tennessee, 11/28/04
	Rocky Boiman vs. Tennessee, 12/29/02
	Eric Westmoreland at Jacksonville, 10/27/02

BLOCKED PUNT RETURNS

Career

1	Brennan Scarlett, 2016-18
	Alfred Blue, 2014-18
	DeVier Posey, 2012-14
	Bryan Braman, 2011-13
	Jonathan Wells, 2002-05
	Kevin Williams, 2002

Season

1	Brennan Scarlett, 2016-18
	Alfred Blue, 2014
	DeVier Posey, 2012
	Bryan Braman, 2012
	Jonathan Wells, 2002
	Kevin Williams, 2002

Game

1	Brennan Scarlett vs. Buffalo Bills, 10/14/18
	Alfred Blue vs. Washington, 9/7/14 for TD
	Bryan Braman vs. Indianapolis, 12/16/12 for TD
	DeVier Posey vs. Green Bay, 10/14/12 for TD
	Jonathan Wells at Denver, 11/7/04
	Kevin Williams at Washington, 12/22/02 for TD

TEXANS RECORDS - REGULAR SEASON INDIVIDUAL

SPECIAL TEAMS TOUCHDOWNS

SPECIAL TEAMS TOUCHDOWNS

Career

4	Jacoby Jones, 2007-11
3	André Davis, 2007-09
	Jerome Mathis, 2005-07

Season

3	André Davis, 2007
2	Jerome Mathis, 2005
	Jacoby Jones, 2008

Game

*2	André Davis vs. Jacksonville, 12/30/07 (104 yards KR and 97 KR)
1	Will Fuller V vs. Tennessee, 10/2/16 (67 PR) Alfred Blue vs. Washington, 9/7/14 (5 BP) Keshawn Martin vs. Oakland, 11/17/13 (87 PR) Bryan Braman vs. Indianapolis, 12/16/12 (8 BP) Devier Posey vs. Green Bay, 10/14/12 (0 BP) Jacoby Jones vs. Indianapolis, 9/11/11 (79 PR) Jacoby Jones vs. Oakland, 10/4/09 (95 KR) Jacoby Jones vs. Cincinnati, 10/26/08 (73 PR) Jacoby Jones vs. Miami, 10/12/08 (70 PR) André Davis vs. Tampa Bay, 12/9/07 (97 KR) Jerome Mathis vs. Indianapolis, 9/23/07 (94 KR) Jerome Mathis vs. Kansas City, 11/20/05 (99 KR) Jerome Mathis vs. Indianapolis, 10/23/05 (89 KR) Kevin Williams at Washington, 12/22/02 (0 BP) Avion Black vs. Baltimore, 12/15/02 (76 PR)

* Tied NFL record

INTERCEPTIONS

INTERCEPTIONS

Seasons Leading Team

2	Kareem Jackson, 2012, 2014 (tied) Dunta Robinson, 2004, 2006 (tied)
---	--

Career

16	Kareem Jackson, 2010-18 Johnathan Joseph, 2011-18
13	Dunta Robinson, 2004-08
11	Marcus Coleman, 2002-05 Aaron Glenn, 2002-04
10	Andre Hal, 2014-18
9	Quintin Demps, 2010-16
8	Brian Cushing, 2009-17
7	Jason Allen, 2010-11
6	A.J. Bouye, 2013-16

Season

7	Marcus Coleman, 2003
6	Dunta Robinson, 2004 Quintin Demps, 2016
5	Aaron Glenn, 2004 Aaron Glenn, 2002

Season, Rookie

6	Dunta Robinson, 2004
4	Brian Cushing, 2009
3	Justin Reid, 2018 Fred Bennett, 2007
2	Kareem Jackson, 2010

Game

3	Glover Quin vs. Tennessee, 11/28/10
2	11x - last: Johnathan Joseph vs. Cleveland, 10/15/2017

Game, Opponent

2	14x - last: Mike Adams vs. Indianapolis, 10/8/2015
---	--

Consecutive Games With An Interception

4	Quintin Demps, 12/11/16-1/1/17
---	--------------------------------

INTERCEPTION YARDS

Seasons Leading Team

3	Johnathan Joseph, 2012-13, 2017
1	13 times, last by Quintin Demps, 2016

Gained, Career

410	Johnathan Joseph, 2011-18
336	Kareem Jackson, 2010-18
221	Aaron Glenn, 2002-04
217	Marcus Coleman, 2002-05
162	Dunta Robinson, 2004-09

Season

181	Aaron Glenn, 2002
146	Dunta Robinson, 2004
128	Justin Reid, 2018
121	Bernard Pollard, 2009
120	A.J. Bouye, 2014
116	Marcus Coleman, 2004

Season, Rookie

146	Dunta Robinson, 2004
128	Justin Reid, 2018
47	Fred Bennett, 2007
28	Dylan Cole, 2017
26	Brian Cushing, 2009

Game

135	Aaron Glenn at Pittsburgh, 12/8/02
102	Marcus Coleman at Kansas City, 9/28/04
101	Justin Reid at Washington, 11/18/18
95	Marlon McCree vs. Tennessee, 12/21/03

Game, Opponent

102	Artrell Hawkins vs. Cincinnati, 11/3/02
99	Cortland Finnegan vs. Tennessee, 9/21/08

TEXANS RECORDS - REGULAR SEASON INDIVIDUAL

98	Alec Ogletree vs. St. Louis, 10/13/13
Longest Return	
102t	Marcus Coleman at Kansas City, 9/26/04
101t	Justin Reid at Washington, 11/18/18
95t	Marlon McCree vs. Tennessee, 12/21/03
86	Brice McCain at N.Y. Jets, 10/8/12
82t	Johnathan Joseph vs. Cleveland, 10/15/17
80t	J.J. Watt vs. Buffalo Bills, 9/28/14

LONGEST RETURN, Opponent (ALL TDS)

102	Artrell Hawkins vs. Cincinnati, 11/3/02
99	Cortland Finnegan vs. Tennessee, 9/21/08
98	Alec Ogletree vs. St. Louis, 10/13/13
91	Darius Butler vs. New England, 1/3/10

INTERCEPTIONS RETURNED FOR TOUCHDOWN

Interceptions Returned For Touchdowns Career

4	Johnathan Joseph, 2011-18
3	Kareem Jackson, 2010-18
2	Aaron Glenn, 2002-04
1	Zach Cunningham, 2017-18
	Justin Reid, 2018
	Dylan Cole, 2017-18
	Andre Hal, 2015-18
	J.J. Watt, 2011-18
	A.J. Bouye, 2013-16
	Brian Cushing, 2009-2016
	Kendrick Lewis, 2014
	Danieal Manning, 2011-14
	Brice McCain, 2009-13
	Bernard Pollard, 2009
	Dunta Robinson, 2004-08
	DeMarcus Faggins, 2002-08
	Jacques Reeves, 2008
	Marcus Coleman, 2002-05
	Marlon McCree, 2003-04

Season

2	Aaron Glenn, 2002
1	21x - last: Zach Cunningham, 2018

Game

2	Aaron Glenn vs. Pittsburgh, 12/8/02
---	-------------------------------------

PASS DEFENSE

PASSES DEFENSED

Seasons Leading Team

4	Johnathan Joseph, 2011; 2013-15
3	Dunta Robinson, 2004-06
2	Marcus Coleman, 2002-03
	Glover Quin, 2009-10

Career

102	Johnathan Joseph, 2011-18
82	Kareem Jackson, 2010-18
63	Dunta Robinson, 2004-09
56	Marcus Coleman, 2002-05
50	J.J. Watt, 2011-18
47	Glover Quin, 2009-12

Season

22	Johnathan Joseph, 2015
	Marcus Coleman, 2003
	Marcus Coleman, 2002
19	Jacques Reeves, 2008
	Dunta Robinson, 2004
18	Aaron Glenn, 2002
17	Kareem Jackson, 2012

Game

6	Aaron Glenn vs. Dallas, 9/8/02
5	4x - last: Johnathan Joseph vs. Tampa Bay, 9/27/15

TACKLES AND SACKS

TOTAL TACKLES

Career

664	Brian Cushing, 2009-17
636	DeMeco Ryans, 2006-11
536	Kareem Jackson, 2010-18
442	Jamie Sharper, 2002-04
440	J.J. Watt, 2011-18

Season

166	Jamie Sharper, 2003
156	DeMeco Ryans, 2006
139	Jamie Sharper, 2004
137	Jay Foreman, 2002
	Jamie Sharper, 2002

Game

17	Brian Cushing at N.Y. Giants, 9/21/14
	Jamie Sharper at Tampa Bay, 12/14/03
	Jamie Sharper at Cincinnati, 11/9/03
16	Benardrick McKinney at New England, 9/22/16
	Jay Foreman vs. New England, 11/23/03

SOLO TACKLES

Solo Tackles, Career

479	DeMeco Ryans, 2006-11
444	Kareem Jackson, 2010-18
424	Brian Cushing, 2009-16
365	Johnathan Joseph, 2011-18
332	Dunta Robinson, 2004-09

Solo Tackles, Season

126	DeMeco Ryans, 2006
-----	--------------------

TEXANS RECORDS - REGULAR SEASON INDIVIDUAL

107 Jamie Sharper, 2003

101 Jay Foreman, 2003

Jay Foreman, 2002

Solo Tackles, Game

14 DeMeco Ryans at Oakland, 12/3/06

Jay Foreman vs. New England, 11/23/03

13 Glover Quin at Jacksonville, 11/14/10

Xavier Adibi at Indianapolis, 11/16/08

DeMeco Ryans at N.Y. Jets, 11/26/06

SACKS

Seasons Leading Team

4 J.J. Watt, 2012-15

4 Mario Williams, 2007-10

1 8x - last: Jadeveon Clowney, 2017

Career

87.5 J.J. Watt, 2011-18

53.0 Mario Williams, 2006-11

42.0 Whitney Mercilus, 2012-18

27.5 Antonio Smith, 2009-13, 2016

27.0 Jadeveon Clowney, 2014-18

Season

20.5 J.J. Watt, 2014

J.J. Watt, 2012

17.5 J.J. Watt, 2015

14 Mario Williams, 2007

12 Mario Williams, 2008

Whitney Mercilus, 2015

11.5 Connor Barwin, 2011

FUMBLES

FUMBLES

FUMBLES LOST

Career

22 David Carr, 2002-06

14 Matt Schaub, 2007-13

11 Arian Foster, 2009-15

9 Tom Savage, 2014-17

8 Domanick Williams#, 2003-05

7 Andre Johnson, 2003-14

Steve Slaton, 2008-10

Season

21 David Carr, 2002

17 David Carr, 2005

16 David Carr, 2006

10 Matt Schaub, 2008

David Carr, 2004

Game

3 8x - last: Sage Rosenfels vs. Indianapolis, 10/5/2008

FUMBLES FORCED

Career

20 J.J. Watt, 2011-18

11 Mario Williams, 2006-11

9 Whitney Mercilus, 2012-18

Brian Cushing, 2009-17

7 Antonio Smith, 2009-13

6 Dunta Robinson, 2004-09

DeMeco Ryans, 2006-11

Jamie Sharper, 2002-04

Season

4 J.J. Watt, 2018

J.J. Watt, 2014

J.J. Watt, 2013

J.J. Watt, 2012

Bernard Pollard, 2010

Mario Williams, 2008

Shantee Orr, 2005

Game

2 J.J. Watt at Indianapolis, 9/30/18

Johnathan Joseph at Oakland, 9/14/14

J.J. Watt at Arizona, 11/10/13

Brian Cushing at Indianapolis, 12/22/11

Brian Cushing at Cincinnati, 10/18/09

Shantee Orr vs. Jacksonville, 12/24/05

Eric Brown vs. Indianapolis, 12/28/03

Jamie Sharper at Buffalo, 11/16/03

OWN FUMBLES RECOVERED

Career

28 David Carr, 2002-06

11 Matt Schaub, 2007-13

6 Chester Pitts, 2002-09

4 Ryan Fitzpatrick, 2014

Duane Brown, 2008-14

Arian Foster, 2009-14

Andre Johnson, 2003-14

Jacoby Jones, 2007-11

Season

12 David Carr, 2002

6 David Carr, 2005

5 David Carr, 2006

4 Ryan Fitzpatrick, 2014

Matt Schaub, 2008

David Carr, 2004

Game

2 Wade Smith at Baltimore, 10/16/11

David Carr vs. Kansas City, 11/20/05

David Carr at Detroit, 9/19/04

TEXANS RECORDS - REGULAR SEASON INDIVIDUAL

David Carr at Washington, 12/22/02

David Carr at Pittsburgh, 12/8/02

OPPONENTS' FUMBLES RECOVERED

Career

13	J.J. Watt, 2011-18
8	DeMeco Ryans, 2006-10
6	Whitney Mercilus, 2012-18
5	Morlon Greenwood, 2005-07
4	Jadeveon Clowney, 2014-18
	Tim Dobbins, 2011-13
	C.C. Brown, 2005-08
	Jamie Sharper, 2002-04

Season

5	J.J. Watt, 2014
4	Tim Dobbins, 2012
3	DeMeco Ryans, 2008
	DeMeco Ryans, 2007
	C.C. Brown, 2007
	Morlon Greenwood, 2006
	Jamie Sharper, 2002

Game

2	J.J. Watt at Arizona, 11/10/13
	DeMeco Ryans vs. Tennessee, 10/21/07

FUMBLE RETURN YARDS

Career Return Yards

102	DeMeco Ryans, 2006-11
73	Johnathan Joseph, 2010-18
71	Jadeveon Clowney, 2014-18
68	J.J. Watt, 2011-18
66	Antwan Peek, 2003-06
60	Charlie Anderson, 2004-07

Longest Fumble Return

66	Antwan Peek at Jacksonville, 12/26/04 (TD)
60	Charlie Anderson at Chicago, 12/19/04 (TD)
58	DeMarcus Faggins at Oakland, 12/3/06 (TD)

FUMBLES RETURNED FOR TOUCHDOWNS

Career

2	Jadeveon Clowney
1	13 Players

Season

1	17x - last: Jadeveon Clowney, 2018
---	------------------------------------

Game

1	17x - last: Jadeveon Clowney, 0 yards at Indianapolis, 9/30/18
---	--

SCORING

SCORING

Seasons Leading Team

8	Kris Brown, 2002-09
2	Neil Rackers, 2010-11
2	Randy Bullock, 2013-14

Consecutive Seasons Leading Team

8	Kris Brown, 2002-09
2	Neil Rackers, 2010-11
2	Randy Bullock, 2013-14

POINTS

Career

767	Kris Brown, 2002-09
410	Arian Foster, 2009-14
388	Andre Johnson, 2003-14
266	DeAndre Hopkins, 2013-18
259	Neil Rackers, 2010-11

Season

138	Shayne Graham, 2012
135	Neil Rackers, 2011
130	Randy Bullock, 2014
127	Nick Novak, 2016

Points, No Touchdowns, Season

138	Shayne Graham, 2012
135	Neil Rackers, 2011
130	Randy Bullock, 2014
127	Nick Novak, 2016

Points, No Touchdowns, Career

767	Kris Brown, 2002-09
259	Neil Rackers, 2010-11
253	Randy Bullock, 2013-15

Seasons, 100 or More Points

4	Kris Brown, 2005, 2007-09
2	Randy Bullock, 2013-14
	Arian Foster, 2010, 2012
	Neil Rackers, 2010-11
1	Shayne Graham, 2012
	Nick Novak, 2016

Season, Rookie

60	Steve Slaton, 2008
48	Domanick Williams#, 2003
30	Owen Daniels, 2006
24	Andre Johnson, 2003
	Wali Lundy, 2006

Game

19	Randy Bullock vs. Baltimore, 12/21/14
18	DeAndre Hopkins vs. Kansas City, 10/8/17
	Arian Foster at Tennessee, 10/26/14
	Ben Tate vs. New England, 12/1/13
	Andre Johnson vs. Indianapolis, 11/3/13
	Arian Foster at Tennessee, 10/23/11
	Arian Foster vs. Indianapolis, 9/12/10
	Ryan Moats at Buffalo, 11/1/09

TEXANS RECORDS - REGULAR SEASON INDIVIDUAL

Game, Opponent

26	Rob Bironas vs. Tennessee, 10/21/07
24	Shaun Alexander at Seattle, 10/16/05

Consecutive Games Scoring

99	Kris Brown, 12/14/03 – 1/3/10
35	Randy Bullock, 9/9/13 – 9/27/15
32	Neil Rackers, 9/12/10 – 1/1/12
28	Kris Brown, 9/8/02 – 11/30/03
16	Shayne Graham, 9/9/12 – 12/30/12
15	Nick Novak, 10/4/15 – 9/18/16
14	Ka'imi Fairbairn, 9/10/17 -12/17/17
13	Ka'imi Fairbairn, 12/31/17 -12/2/18
12	Arian Foster, 12/18/11 – 11/11/12

TOUCHDOWNS

Seasons Leading Team

4	Andre Johnson, 2006-07, 2009, 2013 Arian Foster, 2010-12, 2014
---	---

3	Domanick Williams#, 2003-05
---	-----------------------------

- Domanick Williams known as Domanick Davis prior to 2006.

Consecutive Seasons Leading Team

3	Arian Foster, 2010-12 Domanick Williams#, 2003-05
---	--

2	Andre Johnson, 2006-07
---	------------------------

- Domanick Williams known as Domanick Davis prior to 2006.

Career

68	Arian Foster, 2009-15
64	Andre Johnson, 2003-14
44	DeAndre Hopkins, 2013-18
29	Owen Daniels, 2006-13
28	Domanick Williams#, 2003-05
25	Kevin Walter, 2007-12

- Domanick Williams known as Domanick Davis prior to 2006.

Season

18	Arian Foster, 2010
17	Arian Foster, 2012
14	Domanick Williams#, 2004
13	DeAndre Hopkins, 2017
	Arian Foster, 2014
12	Arian Foster, 2011
11	DeAndre Hopkins, 2015

- Domanick Williams known as Domanick Davis prior to 2006.

Season, Rookie

10	Steve Slaton, 2008
8	Domanick Williams#, 2003
5	Owen Daniels, 2006

- Domanick Williams known as Domanick Davis prior to 2006.

Game

3	DeAndre Hopkins vs. Kansas City, 10/8/17
	Arian Foster at Tennessee, 10/26/14
	Ben Tate vs. New England, 12/1/13

Andre Johnson vs. Indianapolis, 11/3/13

Arian Foster at Tennessee, 10/23/11

Arian Foster vs. Indianapolis, 9/12/10

Ryan Moats at Buffalo, 11/1/09

Game, Opponent

4	Shaun Alexander at Seattle, 10/16/05
3	11x - last: Devonta Freeman at Atlanta, 10/4/15

Game, Rookie

2	10x - last: Jalen Strong vs. Indianapolis, 10/8/15
---	--

Game, Opponent, Rookie

3	Devonta Freeman at Atlanta, 10/4/15
---	-------------------------------------

Consecutive Games Scoring Touchdowns

11	Arian Foster, 12/18/11 – 11/11/12
9	Domanick Williams#, 11/7/04 – 1/2/05
7	Arian Foster, 10/5/14 – 12/7/14
6	Arian Foster, 10/23/11 – 12/4/11

5	DeAndre Hopkins, 10/1/17 - 11/5/17
---	---

DeAndre Hopkins, 10/14/18 - 11/18/18

Arian Foster, 10/17/10 – 11/14/10

POINTS AFTER TOUCHDOWNS

Seasons Leading Team

8	Kris Brown, 2002-09
2	Neil Rackers, 2010-11
2	Randy Bullock, 2013-14

Attempted, Career

253	Kris Brown, 2002-09
83	Neil Rackers, 2010-11
72	Randy Bullock, 2013-15

Attempted, Season

45	Shayne Graham, 2012
44	Kris Brown, 2009
43	Neil Rackers, 2010
40	Randy Bullock, 2014
	Neil Rackers, 2011
	Kris Brown, 2007

Attempted, Game

7	Ka'imi Fairbairn vs. Tennessee, 10/1/17
6	Ka'imi Fairbairn vs. Miami, 10/25/18
	Randy Bullock vs. Tennessee, 11/30/14
	Kris Brown vs. Jacksonville, 12/30/07

Attempted, Game, Opponent

7	Mike Vanderjagt at Indianapolis, 11/14/04
6	Andrew Franks at Miami, 10/25/15
	Matt Boshier at Atlanta, 10/4/15
	Stephen Gostkowski at New England, 12/10/12
	Mason Crosby vs. Green Bay, 10/14/12
	Lawrence Tynes vs. Kansas City, 11/20/05
	Josh Brown at Seattle, 10/16/05
	Morten Anderson vs. Kansas City, 9/21/03

Consecutive Points After Touchdown, Career

132	Kris Brown, 11/5/06 – 1/3/10
-----	------------------------------

TEXANS RECORDS - REGULAR SEASON INDIVIDUAL

116	Kris Brown, 9/8/02 – 10/29/06
69	Neil Rackers, 9/12/10 – 11/6/11
66	Randy Bullock, 9/9/13 – 12/28/14
Points After Touchdown Percentage, Career (250 attempts)	
99.2	Kris Brown, 2002-09 (251-253)

TWO-POINT CONVERSIONS

Two-Point Conversions, Career	
2	Andre Johnson, 2003-14
Two-Point Conversions, Season	
1	17x - last: Ryan Griffin, 2017
Two-Point Conversion, Game	
1	17x - last: Ryan Griffin vs. Cleveland, 10/15/17
Two-Point Conversion, Game, Opponent	
2	Lance Moore at New Orleans, 9/25/11

FIELD GOALS

Seasons Leading Team	
8	Kris Brown, 2002-09
2	Neil Rackers, 2010-11
2	Randy Bullock, 2013-14
Consecutive Seasons Leading Team	
8	Kris Brown, 2002-09
2	Neil Rackers, 2010-11
2	Randy Bullock, 2013-14
Attempted, Career	
223	Kris Brown, 2002-09
76	Randy Bullock, 2013-15
68	Neil Rackers, 2010-11
Attempted, Season	
41	Nick Novak, 2016
38	Shayne Graham, 2012
	Neil Rackers, 2011
37	Nick Novak, 2016
35	Randy Bullock, 2014
	Randy Bullock, 2013
Attempted, Game	
7	Kris Brown at Miami, 9/7/03
6	Randy Bullock vs. Baltimore, 12/21/14
	Shayne Graham vs. Indianapolis, 12/16/12
Field Goals, Career	
172	Kris Brown, 2002-09
61	Randy Bullock, 2013-15
59	Neil Rackers, 2010-11
Field Goals, Season	
35	Nick Novak, 2016
32	Neil Rackers, 2011
31	Shayne Graham, 2012
30	Randy Bullock, 2014
29	Kris Brown, 2008
Field Goals, Game	
6	Randy Bullock vs. Baltimore, 12/21/14
5	Ka'imi Fairbairn vs. Cleveland, 12/2/18

	Shayne Graham vs. Indianapolis, 12/16/12
	Kris Brown vs. Miami, 10/7/07
	Kris Brown at Baltimore, 12/4/05
	Kris Brown at Miami, 9/7/03
	Nick Novak at Indianapolis, 12/11/16

Field Goals, Game, Opponent

*8	Rob Bironas vs. Tennessee, 10/21/07
5	Harrison Butker vs. Kansas City, 10/8/17
	Billy Cundiff at Baltimore, 10/16/11
	Rian Lindell at Buffalo, 9/11/05
	Phil Dawson vs. Cleveland, 1/2/05

*NFL record

Consecutive Games Scoring Field Goals

19	Randy Bullock - 9/22/13 – 10/5/14
15	Neil Rackers, 11/1/10 – 10/9/11
10	Kris Brown, 11/13/05 – 9/17/06
9	Kris Brown, 10/25/09 – 12/27/09
	Kris Brown, 9/8/02 – 11/10/02

Consecutive Field Goals Made

18	Neil Rackers, 12/13/10 – 10/2/11
16	Randy Bullock, 9/22/13 – 9/14/14
	Nick Novak, 11/13/16 – 12/24/16
15	Kris Brown, 12/3/06 – 9/30/07
	Kris Brown, 9/7/08 – 11/23/08
13	Shayne Graham, 9/9/12 – 10/21/12
	Neil Rackers, 10/3/10 – 12/2/10

Longest Field Goal

57	Neil Rackers at Denver, 12/26/10
	Kris Brown vs. Miami, 10/7/07
56	Kris Brown at Indianapolis, 11/8/09
55	Ka'imi Fairbairn vs. San Francisco, 12/10/17
	Randy Bullock vs. Buffalo, 9/28/14

Longest Field Goal, Opponent

58	Kyle Brindza vs. Tampa Bay, 9/27/15
57	Kai Forbath vs. New Orleans, 11/29/15
56	Blair Walsh vs. Minnesota, 12/23/12

Field Goal Percentage, Career (100 ATTEMPTS)

77.1	Kris Brown, 2002-09
------	---------------------

Field Goal Percentage, Season

90	Neil Rackers, 2010
87.9	Kris Brown, 2008
86.2	Kris Brown, 2007
85.7	Nick Novak, 2015
85.4	Nick Novak, 2016

Most Field Goals, No Misses, Game

6	Randy Bullock vs. Baltimore, 12/21/14
5	Ka'imi Fairbairn vs. Cleveland, 12/2/18
	Kris Brown vs. Miami, 10/7/07
	Kris Brown at Baltimore, 12/4/05
	Nick Novak at Indianapolis, 12/11/16
4	Ka'imi Fairbairn at New England, 10/8/17

TEXANS RECORDS - REGULAR SEASON INDIVIDUAL

Neil Rackers at New Orleans, 9/25/11

Kris Brown vs. Tennessee, 10/9/05

Nick Novak vs. Jacksonville, 12/18/16

Most Field Goals, No Misses, Game, Opponent

8 Rob Bironas vs. Tennessee, 10/21/07

5 Rian Lindell at Buffalo, 9/11/05

Phil Dawson vs. Cleveland, 1/2/05

Most Field Goals, 50 or More Yards, Career

14 Kris Brown, 2002-09

7 Neil Rackers, 2010-11

6 Ka'imi Fairbairn, 2017-18

5 Randy Bullock, 2013-14

Most Field Goals, 50 or More Yards, Season

5 Kris Brown, 2007

4 Randy Bullock, 2014

Shayne Graham, 2012

Neil Rackers, 2011

3 Ka'imi Fairbairn, 2018

Ka'imi Fairbairn, 2017

Neil Rackers, 2010

Nick Novak, 2016

Most Field Goals, 50 or More Yards, Game

*3 Kris Brown vs. Miami, 10/7/07

2 Nick Novak vs. Jacksonville, 1/3/16

Neil Rackers at Denver, 12/26/10

Randy Bullock vs. Buffalo, 9/28/14

*NFL record

SAFETIES

Career

1 J.J. Watt, 2011-18

Joe Mays, 2013

Connor Barwin, 2009-12

Zac Diles, 2007-10, 2014

Brian Cushing, 2009-17

Seth Payne, 2002-06

Jimmy McClain, 2002

Season

1 J.J. Watt, 2014

Joe Mays, 2013

Connor Barwin, 2012

Brian Cushing, 2009

Seth Payne, 2002

Jimmy McClain, 2002

Game

1 J.J. Watt vs. Jacksonville, 12/28/14

Joe Mays vs. Tennessee, 9/15/13

Connor Barwin vs. Baltimore, 10/21/12

Zac Diles at Jacksonville, 12/6/09

Brian Cushing vs. Oakland, 10/4/09

Jimmy McClain vs. Baltimore, 12/15/02

Seth Payne vs. Dallas, 9/2/02

Game, Opponent

1 Geno Atkins vs. Cincinnati, 11/23/14

Cory Redding at Indianapolis, 12/15/13

Elvis Dumervil at Denver, 9/23/12

SERVICE

SERVICE

Seasons

12 Andre Johnson, 2003-14

10 Duane Brown, 2008-17

9 Brian Cushing, 2009-16

9 Jon Weeks, 2010-18

9 Kareem Jackson, 2010-18

8 Owen Daniels, 2006-13

8 Chester Pitts, 2002-09

8 Kris Brown, 2002-09

8 Johnathan Joseph, 2011-18

8 J.J. Watt, 2011-18

7 Kevin Walter, 2006-12

7 Matt Schaub, 2007-13

7 Chris Myers, 2008-14

Games Played

169 Andre Johnson, 2003-14

140 Jon Weeks, 2010-18

133 Duane Brown, 2008-17

128 Kris Brown, 2002-09

128 Kareem Jackson, 2010-18

116 Johnathan Joseph, 2011-18

114 Chester Pitts, 2002-09

112 Chris Myers, 2008-14

109 Kevin Walter, 2006-12

104 Brian Cushing, 2009-17

100 Owen Daniels, 2006-13

Consecutive Games Played

140 Jon Weeks, 2010-18 (current)

128 Kris Brown, 2002-09

114 Chester Pitts, 2002-09

112 Chris Myers, 2008-14

91 Eric Winston, 2006-11

83 Steve McKinney, 2002-07

Starts

169 Andre Johnson, 2003-14

132 Duane Brown, 2008-17

120 Kareem Jackson, 2010-18

114 Johnathan Joseph, 2011-18

Chester Pitts, 2002-09

TEXANS RECORDS - REGULAR SEASON INDIVIDUAL

Chris Myers, 2008-14

Consecutive Starts

114 Chester Pitts, 2002-09

112 Chris Myers, 2008-14

86 Eric Winston, 2006-11

83 J.J. Watt, 2011-16

79 DeAndre Hopkins, 2013-17

77 Mario Williams, 2006-10

73 DeMeco Ryans, 2006-10

TEXANS RECORDS - REGULAR SEASON TEAM

WIN / LOSS

OVERALL WIN-LOSS RECORDS

WIN-LOSS RECORDS

Year	W	L	T	Pct.
2002	4	12	0	0.25
2003	5	11	0	0.313
2004	7	9	0	0.438
2005	2	14	0	0.125
2006	6	10	0	0.375
2007	8	8	0	0.5
2008	8	8	0	0.5
2009	9	7	0	0.563
2010	6	10	0	0.375
2011	10	6	0	0.625
2012	12	4	0	0.75
2013	2	14	0	0.125
2014	9	7	0	0.563
2015	9	7	0	0.563
2016	9	7	0	0.563
2017	4	12	0	0.25
2018	9	3	0	0.73
Totals	119	149	0	0.44

HOME

Year	W	L	T	Pct.
2002	2	6	0	0.25
2003	3	5	0	0.375
2004	3	5	0	0.375
2005	2	6	0	0.25
2006	4	4	0	0.5
2007	6	2	0	0.75
2008	6	2	0	0.75
2009	4	4	0	0.5
2010	4	4	0	0.5
2011	5	3	0	0.625
2012	6	2	0	0.75
2013	1	7	0	0.125
2014	5	3	0	0.625
2015	5	3	0	0.625
2016	7	1	0	0.875
2017	3	5	0	0.375
2018	5	1	0	.8
Totals	71	62	0	0.53

ROAD

Year	W	L	T	Pct.
2002	2	6	0	0.25
2003	2	6	0	0.25
2004	4	4	0	0.5
2005	0	8	0	0
2006	2	6	0	0.25
2007	2	6	0	0.25
2008	2	6	0	0.25
2009	5	3	0	0.625
2010	2	6	0	0.25
2011	5	3	0	0.625
2012	6	2	0	0.75
2013	1	7	0	0.125
2014	4	4	0	0.5
2015	4	4	0	0.5
2016	2	6	0	0.25
2017	1	7	0	0.125

2018	4	2	0	0.667
Totals	48	86	0	0.36

GAMES WON

Consecutive Games Won

9	9/30/18 - 12/2/18 (current)
7	10/23/11 - 12/11/11
6	10/21/12 - 12/2/12
	12/13/09 - 9/19/10 (over two seasons)
5	12/20/15 - 9/18/16
	9/9/12 - 10/8/12

Games Won, Season

12	2012
10	2011
9	2009, 2014, 2015, 2016
8	2007, 2008

Consecutive Games Won, SINGLE Season

9	9/30/18-12/2/18 (current)
7	10/23/11 - 12/11/11
6	10/21/12 - 12/2/12
5	9/9/12 - 10/8/12
4	11/1/15 - 11/29/15
	12/13/09 - 1/3/10
	11/23/08 - 12/14/08

Consecutive Games Won, Start of Season

5	2012
2	2007, 2010, 2011, 2013, 2014, 2016

Consecutive Games Won, End of Season

4	2009
3	2015
2	2006, 2014

Consecutive Home Games Won

6	1/3/16 - 10/30/16
5	10/7/18 - 12/2/18 (current)
4	10/21/12 - 12/16/12
	11/18/07 - 12/30/07

Consecutive Road Games Won

6	9/16/12 - 12/2/12
4	9/30/18 - 11/18/18 (current)
	12/20/09 - 10/3/10
	10/23/11 - 12/11/11
3	10/26/14 - 12/7/14

Shutout Games Won, Season

1	2010: 20-0 vs. Tennessee, 11/28/10
	2004: 21-0 at Jacksonville, 12/26/04

WIN-LOSS RECORDS

Consecutive Games Lost

14	9/22/13 - 12/29/13
9	11/27/17 - 9/23/18

TEXANS RECORDS - REGULAR SEASON TEAM

7	1/2/05 - 10/23/05
6	11/27/17 - 12/31/17
	11/6/05 - 12/11/05
	12/7/03 - 9/19/04
	12/24/05 - 9/26/06
	9/15/02 - 10/20/02
Games Lost, Season	
14	2013
	2005
12	2017
	2002
Consecutive Games Lost, Season	
14	9/22/13 - 12/29/13
6	11/27/17 - 12/31/17
	11/6/05 - 12/11/05
	9/11/05 - 10/23/05
	9/15/02 - 10/20/02
Consecutive Games Lost, Start of Season	
6	2005
4	2008
3	2018
2	2004, 2006, 2015
Consecutive Games Lost, End of Season	
14	2013
6	2017
4	2003
Consecutive Home Games Lost	
7	9/22/13 - 12/1/13
5	12/24/04 - 10/23/05
4	9/22/02 - 11/17/02
Consecutive Road Games Lost	
12	9/11/05 - 11/5/06
7	9/24/17 - 12/31/17
	9/22/13 - 12/29/13
6	11/1/10 - 12/26/10
Shutout Games Lost, Season	
1	2003: 27-0 at Jacksonville, 12/7/03
	2016: 27-0 at New England, 9/22/16

SCORING

TOUCHDOWNS

Most, Season	
46	2012
	2009
44	2010
43	2007
41	2011
40	2017
Fewest, Season	
22	2002
26	2005

28	2013
29	2003
30	2006
Most, Game	
7	vs. Tennessee, 10/1/17
6	vs. Miami, 10/25/18
	vs. Tennessee, 11/30/14
	vs. Jacksonville, 12/30/07
5	11x - last: at Seattle, 10/29/17
Most Allowed, Season	
52	2010
50	2005
48	2017
	2013
45	2008
Most Allowed, Game	
7	2x - last: at Atlanta, 10/4/15
6	7x - last: at Jacksonville, 12/17/17
Fewest Allowed, Season	
27	2011
36	2014
	2016
37	2015
38	2012
Fewest Allowed, Game	
0	18x - last: vs. Cincinnati, 9/14/16

POINTS SCORED

Most Scored, Season	
416	2012
390	2010
388	2009
381	2011
Most Scored, Game	
57	vs. Tennessee, 10/1/17
45	vs. Tennessee, 11/30/14
43	vs. Jacksonville (OT), 11/18/12
	vs. Baltimore, 10/21/12
42	vs. Miami, 10/25/18
	vs. Jacksonville, 12/30/07
Fewest Points Scored, Season	
213	2002
255	2003
260	2005
267	2006
276	2013
Fewest Points Scored, Game	
0	at Jacksonville, 12/7/03
	at New England, 9/22/16
3	7x - last: at Indianapolis, 12/15/13
Most Points Scored, Season, opponent	
436	2017

TEXANS RECORDS - REGULAR SEASON TEAM

431	2005
428	2013
427	2010
394	2008
Most Points Scored, game, opponent	
49	at Indianapolis, 11/14/04
48	at Atlanta, 10/4/15
45	at Jacksonville, 12/17/17
	vs. Kansas City, 11/20/05
44	at Miami, 10/25/15
43	at Indianapolis, 9/17/06
Fewest Points Scored, Season, Opponent	
278	2011
307	2014
313	2015
328	2016
331	2012
Fewest Points Scored, Game, opponent	
0	vs. Tennessee, 11/28/10
0	at Jacksonville, 12/26/04
3	vs. Kansas City, 9/9/07
5	at Chicago, 12/19/04
6	13x - last: vs. Jacksonville, 1/3/16
Most Points, Shutout Victory, Game	
21	at Jacksonville, 12/26/04
20	vs. Tennessee, 11/28/10
Fewest Points, Shutout Victory, Game	
20	vs. Tennessee, 11/28/10
21	at Jacksonville, 12/26/04
Most Points, Game, both teams	
80	Texans 43 vs. Jacksonville 37 (OT), 11/18/12
79	Texans 38 at Seattle 41, 10/29/17
76	Texans 34 vs. Kansas City 42, 10/8/17
74	Texans 36 vs. Tennessee 38, 10/21/07
73	Texans 33 at New Orleans 40, 9/25/11
71	Texans 57 vs. Tennessee 14, 10/1/17
	Texans 37 at Indianapolis 34 (OT), 9/30/18
70	Texans 42 vs. Jacksonville 28, 12/30/07
	Texans 26 at Miami 44, 10/25/15
Fewest Points, Game, Both Teams	
16	Texans 10 at Cincinnati 6, 11/16/15
	Texans 3 vs. Tennessee 13, 12/29/02
19	Texans 13 at Chicago 6, 11/11/12
	Texans 6 vs. Jacksonville 13, 11/24/13
	Texans 3 at Tampa Bay 16, 12/14/03
20	Texans 20 vs. Tennessee 0, 11/28/10
	Texans 14 vs. Cleveland 6, 12/31/06
Most Points in First Quarter	
17	vs. Indianapolis, 9/11/11
	vs. Seattle, 12/13/09
14	15 times, last at Seattle, 10/29/17
Most Points in Second Quarter	

24	vs. Arizona, 12/18/05
	vs. Miami, 9/9/12
21	vs. Jacksonville, 12/30/07
20	vs. Seattle, 9/29/13
	vs. Baltimore, 10/21/12
Most Points in Third Quarter	
17	at Tennessee, 12/27/15
Most Points in Fourth Quarter	
29	vs. Tennessee, 10/21/07
22	at Buffalo, 11/1/09
21	vs. Kansas City, 10/8/17
	at Jacksonville, 10/18/15
	at Atlanta, 10/4/15
	vs. Kansas City, 10/17/10
	vs. New England, 1/3/10
	at Indianapolis, 9/17/06
	vs. Minnesota, 10/10/04
Most Points in First Quarter, Opponent	
24	vs. Indianapolis, 10/9/14
21	at Tennessee, 12/19/10
	at Miami, 10/25/15
17	at New England, 12/17/06
Most Points in Second Quarter, Opponent	
24	at Jacksonville, 12/17/17
	at Pittsburgh, 10/20/14
21	at Atlanta, 10/4/15
	at Indianapolis, 12/23/07
	at San Diego, 10/28/07
	vs. Kansas City, 11/20/05
Most Points in Third Quarter, Opponent	
21	vs. St. Louis, 10/13/13
	at Indianapolis, 11/14/04
17	at Cleveland, 10/20/02
Most Points in Fourth Quarter, Opponent	
23	at New Orleans, 9/25/11
22	vs. Baltimore, 11/9/08
21	5x - last: vs. Denver, 12/23/13
Most Points in First Quarter, Both Teams	
28	Texans 14 at Seattle 14, 10/29/17
24	Texans 0 vs. Colts 24, 10/9/14
	Texans 10 vs. San Diego 14, 11/7/10
21	8x - last: Texans 14 at Indianapolis 7 (OT), 9/3/18
Most Points in Second Quarter, Both Teams	
31	Texans 24 vs. Arizona 7, 12/18/05
30	Texans 6 at Pittsburgh 24, 10/20/14
	Texans 16 vs. Tennessee 14, 10/1/17
28	5x - last: Texans 14 at Detroit 14, 11/22/12
Most Points in Third Quarter, Both Teams	
28	Texans 7 at Indianapolis 21, 11/14/04
27	Texans 10 at Cleveland 17, 10/20/02
24	Texans 14 vs. Miami 10, 10/25/18
Most Points in Fourth Quarter, Both Teams	

TEXANS RECORDS - REGULAR SEASON TEAM

40	Texans 21 vs. Kansas City 19, 10/8/17
37	Texans 14 at New Orleans 23, 9/25/11
35	Texans 29 vs. Tennessee 6, 10/21/07
34	Texans 13 at Indianapolis 21, 9/17/06
Consecutive Games Scoring a Touchdown	
105	10/22/06 – 12/16/12
37	10/30/16 – 12/2/18 (current)
30	12/22/13 – 12/06/15
29	12/21/03 – 11/27/05
Consecutive Games Scoring	
197	12/14/03 – 9/18/16
40	10/2/16 – 12/2/18 (current)
29	9/8/02 – 11/30/03
Consecutive Quarters Held Scoreless	
7	4th quarter vs. Atlanta, 11/30/03, through 2nd quarter at Tampa Bay, 12/14/03
4	4x - last: 1st quarter at New England, 9/22/16 through 4th quarter at New England, 9/22/16
Consecutive Quarters Held Scoreless, Opponents	
5	3rd quarter at Indianapolis, 12/20/15, through 3rd quarter at Tennessee, 12/27/15
5	2nd quarter vs. Washington, 9/7/14, through 4th quarter at Oakland, 9/14/14
5	3rd quarter vs. Jacksonville, 1/2/11, through 3rd quarter vs. Indianapolis, 9/11/11
Consecutive Quarters Held Without a Touchdown, Opponents	
13	vs. Indianapolis, 12/12/04 through vs. Cleveland, 1/2/2005
12	at Miami, 10/25/15 through vs N.Y. Jets, 11/22/2015
9	vs. Baltimore, 10/21/12 through at Chicago, 11/11/2012
Most Points By Half, First Half	
34	vs. Indianapolis, 9/11/11
30	vs. Tennessee, 10/1/17
29	vs. Baltimore, 10/21/12
27	at Miami, 12/27/09
Most Points By Half, Second Half	
29	vs. Tennessee, 10/21/07
28	vs. Miami, 10/25/18
	vs. Kansas City, 10/17/10
	vs. Minnesota, 10/10/04
27	vs. Tennessee, 10/1/17
	vs. Kansas City, 10/8/17
26	at Miami, 10/25/15
25	at Buffalo, 11/1/09
Most Points By Half, Opponent First Half	
41	at Miami, 10/25/15
35	at San Diego, 10/28/07
31	at Jacksonville, 12/17/17
	vs. Kansas City, 11/20/05
28	at Atlanta, 10/4/15
27	vs. Kansas City, 9/13/15
	vs. Indianapolis, 10/9/14
	at New England, 12/17/06

Most Points By Half, Opponent, Second Half

31	at Dallas, 10/15/06
30	at New Orleans, 9/25/11
29	vs. Baltimore, 11/9/08
28	4x - last vs. Indianapolis, 11/29/09

Most Points By Half, Both Teams, First Half

48	Texans 24 at Tennessee 24, 9/20/09
44	Texans 30 vs. Tennessee 14, 10/1/17
42	Texans 21 at Seattle 21, 10/29/17
41	Texans 0 at Miami 41, 10/25/15
	Texans 14 vs. Indianapolis 27, 10/9/14
	Texans 20 at New England 21, 9/24/17
38	Texans 21 vs. Jacksonville 17, 9/27/09
	Texans 3 at San Diego 35, 10/28/07
	Texans 7 vs. Kansas City 31, 11/20/05

Most Points By Half, Both Teams, Second Half

47	Texans 17 at New Orleans 30, 9/25/11
46	Texans 27 vs. Kansas City 19, 10/8/17
45	Texans 28 vs. Kansas City 17, 10/17/10
	Texans 29 vs. Tennessee 16, 10/21/07
44	Texans 21 at Indianapolis 23, 9/17/06

EXTRA POINTS

Season

45	2012
43	2010
	2009
40	2014
	2007

Game

7	vs. Tennessee, 10/1/17
6	vs. Miami, 10/25/18
	vs. Tennessee, 11/30/14
	vs. Jacksonville, 12/30/07
5	5x - last: vs. Baltimore, 10/21/12

Season, opponent

50	2010
47	2005
46	2013
43	2008
42	2007

Game, Opponent

7	at Indianapolis, 11/14/04
6	6x - last: at Atlanta, 10/4/15

TWO-POINT CONVERSIONS

Season

3	2007
2	2017
	2015
	2006
	2002

TEXANS RECORDS - REGULAR SEASON TEAM

Game

1 17x - last: vs. Cleveland, 10/15/17

DEFENSIVE TOUCHDOWNS

Season

5 2014, 2004
4 2012, 2017
3 2015, 2009, 2002

Game

2 vs. Tennessee, 9/30/12
at Pittsburgh, 12/8/02

SCORING MARGIN

Margin of Victory

43 vs. Tennessee, 10/1/17
34 at Tennessee, 10/23/11
30 vs. Baltimore, 10/21/12
29 vs. Cincinnati, 10/26/08
28 at Tennessee, 12/27/15

Margin of Defeat

38 at Jacksonville, 12/17/17
35 at Indianapolis, 11/14/04
vs. Cincinnati, 11/03/02
33 at New England, 12/17/06
32 at Seattle, 10/16/05
31 at San Francisco, 10/6/13

Comeback Victories (Points Behind)

21 at San Diego, 9/9/13, 31-28 final
18 vs. Tennessee, 11/28/04, 31-21 final
17 at Washington, 9/19/10, 30-27 final (OT)
14 5x - last: vs. Indianapolis, 10/16/16,
26-23 final (OT)

Largest Deficit Overcome

25 vs. Tennessee, 10/21/07, down 32-7, 36-38 final
21 at San Diego, 9/9/13, down 28-7, 31-28 final
vs. Baltimore, 12/13/10, down 21-0 and 28-7,
28-34 final (OT)
at Arizona, 10/11/09, down 21-0, 21-28 final
vs. Minnesota, 10/10/04, down 21-0, 28-34
final (OT)
vs. Tennessee, 11/28/04, down 21-3, 31-21 final

Largest Lead Before Opponent Scores

34 at Tennessee, 12/27/15
34 vs. Indianapolis, 9/11/11
27 at Oakland, 9/14/14
at Tennessee, 10/23/11
24 vs. Tennessee, 11/30/14
vs. Seattle, 12/13/09

SCORING DRIVES

Longest Scoring Drive (Yards)

99 vs. Baltimore, 12/13/10, 15 plays, TD

at Jacksonville, 10/18/15, 16 plays, TD

98 at Tennessee, 10/26/14, 11 plays, TD
vs. Tennessee, 10/21/07, 7 plays, TD
at Tennessee, 10/12/03, 2 plays, TD

97 vs. Tennessee, 11/26/18, 1 play, TD
at Denver, 9/23/12, 14 plays, TD
at Detroit, 11/22/12, 15 plays, TD

Longest Scoring Drive (Plays)

19 vs. Pittsburgh, 10/2/11, 95 yards, TD
vs. Atlanta, 12/4/11, 85 yards, TD
18 at N.Y. Giants, 11/5/06, 80 yards, TD
17 at Jacksonville, 9/6/12, 80 yards, TD
16 12x - last: vs. N.Y. Jets, 11/22/15, 88 yds, FG

Longest Scoring Drive (Time)

10:55 vs. Pittsburgh, 10/2/11, 19 plays, 95 yards, TD
10:41 vs. Atlanta, 12/4/11, 19 plays, 85 yards, TD
10:26 vs. Kansas City, 9/9/07, 15 plays, 65 yards, FG
10:08 vs. Detroit, 10/19/08, 15 plays, 79 yards, TD
9:29 vs. Indianapolis, 12/24/06, 15 plays, 51 yards, FG

Shortest Scoring Drive (Yards)

-12 at Tennessee, 9/21/08, 4 plays, FG
-10 vs. Miami, 9/9/12, 4 plays, FG
-7 vs. New England, 9/9/18, 4 plays, FG
-5 at Pittsburgh, 12/8/02, 4 plays, FG
-4 at Pittsburgh, 9/7/08, 4 plays, FG
-3 at Oakland, 12/3/06, 4 plays, FG
-1 at Jacksonville, 11/27/11, 4 plays, FG
vs. Jacksonville, 9/28/03, 4 plays, FG

Shortest Scoring Drive (Plays)

1 15x - last: vs. Tennessee, 11/30/14, 70 yds, TD

Shortest Scoring Drive (Time)

0:02 vs. Cleveland, 11/6/11, 1 play, 0 yards, FG
0:04 vs. San Diego, 11/7/10, 1 play, 8 yards, TD
vs. Jacksonville, 12/1/08, 1 play, 7 yards, TD
at Denver, 11/7/04, 1 play, 1 yard, TD
0:07 vs. Arizona, 11/19/17, 1 play, 34 yards, TD
vs. Jacksonville, 12/1/08 1 play, 40 yards, TD
0:09 at N.Y. Jets, 11/21/10, 1 play, 43 yards, TD

TOTAL OFFENSE

TOTAL OFFENSE

Most Net Yards Gained, Season

6,186 2010
6,129 2009
6,113 2008
5,954 2011
5,953 2012

Most Net Yards Gained, Game

653 vs. Jacksonville (OT), 11/18/12

TEXANS RECORDS - REGULAR SEASON TEAM

549	at Green Bay, 12/7/08
526	at Washington (OT), 9/19/10
518	at Tennessee, 10/23/11
509	at Seattle, 10/29/17
Fewest Net Yards Gained, season	
3,572	2002
4,053	2005
4,306	2003
4,465	2006
5,128	2004
Fewest Net Yards Gained, Game	
47	at Pittsburgh, 12/8/02
107	at Tampa Bay, 12/14/03
118	at San Diego, 9/15/02
120	at Buffalo, 9/11/05
124	at Oakland, 12/3/06
	at Jacksonville, 12/7/03
Most Net Yards Allowed, Season	
6,082	2003
6,031	2010
5,824	2005
5,746	2017
5,571	2014
Most Net Yards Allowed, Game	
535	at Tennessee, 10/12/03
525	at Detroit (OT), 11/22/12
515	at Indianapolis, 9/17/06
511	vs. Denver, 12/22/13
510	vs. Minnesota (OT), 10/10/04
Fewest Net Yards Allowed, Season	
4,571	2011
4,821	2016
5,081	2013
5,172	2012
5,198	2009
Fewest Net Yards Allowed, Game	
117	at Jacksonville, 9/16/12
126	at Jacksonville, 12/26/04
148	at Tennessee, 10/23/11
150	vs. Jacksonville, 12/18/16
162	vs. Tennessee, 11/28/10
Most Net Yards Gained, Season, Both Teams	
12,217	2010
11,498	2008
11,327	2009
11,232	2017
11,125	2012
11,084	2014
11,084	2015
Most Net Yards Gained, Game, Both Teams	
1,098	Texans 640 vs. Jacksonville 458 (OT), 11/18/12
1,026	Texans 501 at Detroit 525 (OT), 11/22/12

993	Texans 458 at Tennessee 535, 10/12/03
988	Texans 509 at Seattle 479, 10/29/17
947	Texans 526 at Washington 421 (OT), 9/19/10
Fewest Net Yards Gained, Season, Both Teams	
8,802	2002
9,865	2006
9,877	2005
10,388	2003
10,525	2011
Fewest Net Yards Gained, Game, Both Teams	
385	Texans 118 at San Diego 267, 9/15/02
426	Texans 124 at Oakland 302, 12/3/06
428	Texans 198 at New England 230, 12/17/06
436	Texans 120 at Buffalo 316, 9/11/05
443	Texans 165 at Indianapolis 278, 12/1/02
Most Net Yards Gained, First Half	
364	vs. Seattle, 12/13/09
324	vs. Seattle, 9/29/13
306	at Miami, 12/27/09
303	at Tennessee, 10/23/11
301	at New Orleans, 9/25/11
Most Net Yards Gained, Second Half	
328	at N.Y. Giants, 9/21/14
309	vs. Tennessee, 10/21/07
306	vs. Kansas City, 10/17/10
304	at Indianapolis (OT), 9/30/18
301	vs. Baltimore, 12/13/10
Fewest Net Yards Gained, First Half	
21	at Pittsburgh, 12/8/02
24	vs. Tennessee, 10/21/07
46	at Tampa Bay, 12/14/03
47	at San Diego, 9/15/02
52	vs. Jacksonville, 9/10/17
Fewest Net Yards Gained, Second Half	
-4	vs. Indianapolis, 10/23/05
26	at Pittsburgh, 12/8/02
41	at Arizona, 11/10/13
47	2x - last: at Jacksonville, 11/27/11
53	vs. New England, 12/13/15
Most Net Yards Allowed, First Half	
392	at Miami, 10/25/15
355	vs. Denver, 12/22/13
299	vs. Washington, 9/24/06
297	at Arizona, 10/11/09
292	at Indianapolis, 12/23/07
Most Net Yards Allowed, Second Half	
354	vs. Cleveland, 12/2/18
339	at Indianapolis (OT), 9/30/18
316	at Seattle, 10/29/17
312	at Los Angeles, 11/12/17
307	vs. New England, 12/1/13
302	at Indianapolis, 11/16/05

TEXANS RECORDS - REGULAR SEASON TEAM

Fewest Net Yards Allowed, First Half

31	vs. Baltimore, 12/21/14
43	at Jacksonville, 9/16/12
50	vs. San Francisco, 10/25/09
53	vs. Buffalo Bills, 10/14/18
54	vs. Tennessee, 11/28/10

Fewest Net Yards Allowed, Second Half

41	at San Diego, 10/28/07
43	at Arizona, 10/11/09
46	vs. Oakland, 10/4/09
61	vs. Jacksonville, 10/30/11
65	at Jacksonville, 12/7/14
	at Tampa Bay, 11/13/11

Most Net Yards Gained, First Quarter

185	at New Orleans, 9/25/11
184	at Tampa Bay, 11/13/11
179	vs. Tennessee, 10/1/17
178	vs. Indianapolis, 11/3/13
	vs. Tennessee, 10/3/16
174	vs. Seattle, 12/13/09

Most Net Yards Gained, Second Quarter

207	at Tennessee, 10/23/11
191	vs. Tennessee, 11/26/18
190	vs. Seattle, 12/13/09
183	vs. Seattle, 9/29/13
179	at Miami, 12/27/09
174	vs. Buffalo, 10/13/02

Most Net Yards Gained, Third Quarter

190	at Indianapolis, 12/30/12
183	at Oakland, 10/3/10
178	at N.Y. Giants, 9/21/14
175	vs. Carolina, 12/18/11
170	at Jacksonville, 11/14/10

Most Net Yards Gained, Fourth Quarter

257	at Atlanta, 10/4/15
253	vs. Tennessee, 10/21/07
203	vs. Jacksonville, 11/18/12
201	vs. Kansas City, 10/8/17
196	at Arizona, 10/11/09

Fewest Net Yards Gained, First Quarter

-5	at Indianapolis, 11/14/04
-3	at Buffalo, 9/11/05
0	at Miami, 10/25/15
2	at Jacksonville, 12/17/17
	vs. Indianapolis, 10/9/14
4	vs. Jacksonville, 11/24/13
	at Pittsburgh, 12/8/02

Fewest Net Yards Gained, Second Quarter

4	at San Francisco, 1/1/06
6	at San Diego, 9/15/02
9	vs. New England, 11/23/03
10	at Indianapolis, 12/22/11

11	at Oakland, 12/3/06
----	---------------------

Fewest Net Yards Gained, Third Quarter

0	at Arizona, 11/10/13
2	vs. Pittsburgh, 10/2/11
5	at Indianapolis, 9/17/06
7	at Kansas City, 9/26/04
10	vs. Philadelphia, 9/10/06

Fewest Net Yards Gained, Fourth Quarter

-17	vs. Indianapolis, 10/23/05
-9	at Cincinnati, 11/9/03
-1	at Kansas City, 10/20/13
3	at Indianapolis, 12/31/17
4	at Jacksonville, 11/27/11

Most Net Yards Allowed, First Quarter

220	vs. Buffalo, 11/19/06
219	at Miami, 10/25/15
218	vs. Indianapolis, 10/9/14
191	at Indianapolis, 11/8/09
171	vs. Pittsburgh, 9/18/05
170	vs. Denver, 12/22/13

Most Net Yards Allowed, Second Quarter

193	vs. Philadelphia, 9/10/06
184	vs. San Francisco, 12/10/17
185	vs. Denver, 12/22/13
177	vs. Tennessee, 12/21/03
173	at Miami, 10/25/15
171	at Jacksonville, 12/17/17
	at Oakland, 9/14/14

Most Net Yards Allowed, Third Quarter

224	at Indianapolis, 11/16/08
213	vs. Oakland, 11/17/13
205	at Los Angeles, 11/12/17
197	vs. New England, 12/1/13
177	at Baltimore, 10/16/11

Most Net Yards Allowed, Fourth Quarter

224	vs. Indianapolis, 9/12/10
223	at Seattle, 10/29/17
213	at Jacksonville, 11/14/10
210	vs. Green Bay, 11/21/04
188	at Indianapolis (OT), 9/30/18

Fewest Net Yards Allowed, First Quarter

-9	vs. N.Y. Jets, 9/13/03
-1	at Jacksonville, 12/26/04
1	vs. San Francisco, 10/25/09
3	at Oakland, 9/14/14
4	vs. Detroit, 10/18/08

Fewest Net Yards Allowed, Second Quarter

-2	vs. Indianapolis, 11/3/13
0	at Jacksonville, 9/16/12
8	at Indianapolis, 12/31/17
11	at Carolina, 9/16/07
17	vs. Tennessee, 11/1/15

TEXANS RECORDS - REGULAR SEASON TEAM

at New Orleans, 9/14/03

Fewest Net Yards Allowed, Third Quarter

-5	vs. Miami, 9/9/12
1	at Tampa Bay, 11/13/11
4	vs. Tennessee, 9/15/13
	at Indianapolis, 12/30/12
6	at Cincinnati, 10/18/09

Fewest Net Yards Allowed, Fourth Quarter

2	vs. Oakland, 11/17/13
	at Pittsburgh, 9/7/08
3	vs. Dallas, 9/8/02
7	at Tennessee, 9/21/08
9	at San Diego, 9/9/13
	at Arizona, 10/11/09

RUSHING

RUSHING YARDS

Season

2,448	2011
2,161	2014
2,123	2012
2,042	2010
1,882	2004

Game

281	vs. Tennessee, 11/26/18
261	vs. Cleveland, 11/6/11
257	vs. Indianapolis, 9/12/10
249	at Oakland, 10/3/10
244	vs. Jacksonville, 1/2/11
222	at Tennessee, 10/23/11

Fewest, Season

1,347	2002
1,475	2009
1,586	2007
1,651	2003
1,687	2006

Fewest, Game

24	vs. N.Y. Giants, 10/10/10
25	at N.Y. Jets, 11/26/06
28	vs. Tennessee, 12/29/02
30	at Tennessee, 12/19/10
34	vs. Minnesota, 12/23/12
	at Dallas, 10/15/06
	at Buffalo, 11/16/03

Allowed, Season

2,370	2003
2,303	2005
2,089	2002
1,963	2008

1,958 2013

Allowed, Game

320	at Seattle, 10/16/05
248	at Miami, 10/25/15
247	at Washington, 12/22/02
244	at Jacksonville, 10/14/07
240	at Tennessee, 9/20/09
	at Cincinnati, 11/9/03

Fewest Allowed, Season

1,536	2011
1,560	2012
1,595	2016
1,681	2014
1,711	2009

Fewest Allowed, Game

18	at Washington, 9/19/10
24	vs. Tennessee, 11/28/10
27	at N.Y. Jets, 11/26/06
30	at Tennessee, 12/27/15
31	vs. Cleveland, 12/2/18

Season, Both Teams

4,119	2005
4,021	2003
3,984	2011
3,842	2014
3,809	2008

Game, Both Teams

442	Texans 244 vs. Jacksonville 198, 1/2/11
387	Texans 67 at Seattle 320, 10/16/05
386	Texans 281 vs. Titans 105, 11/26/18
380	Texans 140 at Cincinnati 240, 11/9/03
367	Texans 249 at Oakland 118, 10/3/10

Fewest, Season, Both Teams

3,186	2009
3,411	2007
3,436	2002
3,589	2017
3,643	2006

Fewest, Game, Both Teams

52	Texans 25 at N.Y. Jets 27, 11/26/06
76	Texans 58 at Washington 18, 9/19/10
89	Texans 45 at Arizona 44, 10/11/09
141	Texans 24 vs. N.Y. Giants 117, 10/10/10

ATTEMPTS

Season

551	2014
546	2011
508	2012
481	2004
472	2015
448	2017

TEXANS RECORDS - REGULAR SEASON TEAM

437	2005
Game	
54	at Cleveland, 11/16/14
48	at Jacksonville, 9/16/12
47	at Tennessee, 10/23/11
46	vs. Tampa Bay, 9/27/15
	at Oakland, 9/14/14
44	3x - last: vs. Atlanta, 12/4/11
Fewest, Season	
414	2013
417	2007
421	2003
423	2010
424	2002
Fewest, Game	
12	vs. Tennessee, 10/21/07
13	vs. N.Y. Jets, 9/13/09
14	at N.Y. Jets, 11/26/06
15	vs. N.Y. Giants, 10/10/10
Season, Opponent	
533	2003
509	2002
506	2005
454	2013
446	2006
Game, Opponent	
57	at Cincinnati, 11/9/03
47	at San Francisco, 1/1/06
46	at Washington, 12/22/02
43	vs. Cincinnati, 11/23/14
42	7x - last: at N.Y. Giants, 9/21/14
Fewest, Season, Opponent	
378	2011
388	2015
390	2012
396	2009
Fewest, Game, Opponent	
9	vs. Cleveland, 12/2/18
10	vs. New Orleans, 11/29/15
	vs. Indianapolis, 9/12/10
11	at Tennessee, 12/27/15
12	vs. Baltimore, 10/21/12
	vs. Tennessee, 11/28/10
	vs. Jacksonville, 10/31/04

RUSHING AVERAGE

Season	
4.83	2010
4.48	2011
4.27	2008
4.21	2013
4.11	2017

4.08	2016
Game	
8.3	vs. Tennessee, 11/26/18 (34-281)
7.37	at Cincinnati, 11/9/03 (19-140)
7.32	at Detroit (OT), 11/22/12 (28-205)
7.23	vs. Buffalo, 11/19/06 (26-188)
7.1	at Indianapolis, 11/16/08 (21-149)
Lowest, Season	
3.18	2002
3.47	2009
3.67	2015
3.8	2007
Lowest, Game	
1.21	at Buffalo, 11/16/03 (28-34)
1.27	vs. Tennessee, 12/29/02 (22-28)
1.42	at Pittsburgh, 12/8/02 (26-37)
1.6	vs. N.Y. Giants, 10/10/10 (15-24)
1.61	vs. Buffalo, 9/28/14 (23-37)
Season, Opponent	
4.55	2005
4.47	2008
4.45	2003
4.42	2004
4.38	2006
Game, Opponent	
9.6	at Tennessee, 9/20/09 (25-240)
9.38	at Jacksonville, 10/14/07 (26-244)
8.64	vs. Jacksonville, 12/28/14 (14-121)
7.92	at Tennessee, 12/3/17 (25-198)
7.62	at Seattle, 10/16/05 (42-320)
Lowest, Season, Opponent	
3.97	2017
4	2014
	2012
4.04	2010
4.06	2011
4.1	2002
Lowest, Game, Opponent	
1.04	at N.Y. Jets, 11/26/06 (26-27)
1.06	at Washington, 9/19/10 (17-18)
1.57	at Seattle, 10/29/17 (21-33)
2	vs. Tennessee, 11/28/10 (12-24)
2.06	vs. Baltimore, 12/21/14 (16-33)

RUSHING TOUCHDOWNS

Season	
20	2010
19	2012
18	2011
16	2008
	2004
Game	

TEXANS RECORDS - REGULAR SEASON TEAM

4	vs. New England, 12/1/13
3	13x - last: at Jacksonville, 12/7/14
Season, Opponent	
21	2005
18	2008
17	2009
16	2010
	2006
Game, Opponent	
5	at Seattle, 10/16/05
4	at Atlanta, 10/4/15
	vs. Jacksonville, 9/27/09
	vs. Jacksonville, 12/24/05

100-YARD RUSHING GAMES BY AN INDIVIDUAL

Season	
11	2011
8	2014
	2010
7	2012
5	2008
	2004
Season, Opponent	
10	2005
7	2004
	2003
6	2007
5	2008
	2002

CONSECUTIVE GAMES WITH A RUSHING TOUCHDOWN

Texans	
7	at Oakland 10/3/10 – at N.Y. Jets 11/21/10
	vs. Tennessee 11/28/04 – at Buffalo 9/11/05
6	at Tennessee 10/23/11 – vs. Atlanta 12/4/11
5	vs. Tennessee 9/30/12 – vs. Buffalo 11/4/12
	vs. Carolina 12/18/11 – at Jacksonville 9/16/12
	at Oakland 12/3/06 – vs. Cleveland 12/31/06
Opponent	
6	at Pittsburgh 9/7/08 – vs. Detroit 10/19/08
	at Baltimore 11/27/17 – vs. Pittsburgh 12/25/17
5	at Philadelphia 12/2/10 – vs. Jacksonville 1/2/11
	at Washington 9/19/10 – vs. Kansas City 10/17/10
	at Buffalo 11/1/09 – at Jacksonville 12/6/09
	at Dallas 10/15/06 – at Jacksonville 11/12/06
	at Jacksonville 11/6/05 – at Baltimore 12/4/05
	at New Orleans 9/14/03 – vs. N.Y. Jets 10/19/03

PASSING

NET YARDS PASSING

Most, Season	
4,654	2009
4,267	2008
4,144	2010
3,833	2015
3,830	2012
Most, Game	
504	vs. Jacksonville (OT), 11/18/12
468	at Washington (OT), 9/19/10
408	at Green Bay, 12/7/08
403	vs. Oakland, 10/9/11
385	2x - last: vs. New York Giants, 9/23/2018
Fewest, Season	
2,225	2002
2,237	2005
2,655	2003
2,778	2006
3,246	2004
Fewest, Game	
-5	at Oakland, 12/3/06
6	vs. Indianapolis, 10/23/05
10	at Pittsburgh, 12/8/02
25	at Buffalo, 9/11/05
29	at San Diego, 9/15/02
Most Allowed, Season	
4,280	2010
3,999	2017
3,890	2014
3,712	2003
3,682	2007
Most Allowed, Game	
464	vs. Indianapolis (OT), 9/30/18
446	at Seattle, 10/29/17
421	at Tennessee, 10/12/03
419	at Detroit (OT), 11/22/12
	vs. Indianapolis, 9/12/10
403	at Washington, 9/19/10
Fewest Allowed, Season	
3,035	2011
3,123	2013
3,141	2002
3,226	2016
3,336	2015
Fewest Allowed, Game	
31	at Jacksonville, 12/26/04
52	at Jacksonville, 9/16/12
83	vs. Jacksonville, 12/18/16
86	at Tennessee, 10/29/06
90	vs. Jacksonville, 10/30/11
Most, Season, Both Teams	
8,424	2010
8,141	2009

TEXANS RECORDS - REGULAR SEASON TEAM

7,756	2015
7,690	2008
7,643	2017

Most, Game, Both Teams

876	Texans 504 vs. Jacksonville 378 (OT), 11/18/12
871	Texans 468 at Washington 403 (OT), 9/19/10
839	Texans 375 at Indianapolis 464 (OT), 9/30/18
813	Texans 367 at Seattle 446, 10/29/17
788	Texans 367 at Tennessee 421, 10/12/03
746	Texans 358 vs. Minnesota 388 (OT), 10/10/04

Fewest, Season, Both Teams

5,366	2002
5,758	2005
6,222	2006
6,367	2003
6,541	2011

Fewest, Game, Both Teams

153	Texans 122 at Jacksonville 31, 12/26/04
172	Texans 29 at San Diego 143, 9/15/02
184	Texans -5 at Oakland 189, 12/3/06
189	Texans 25 at Buffalo 164, 9/11/05
218	Texans 93 at New England 125, 12/14/06

GROSS YARDS PASSING

Most, Season

4,803	2009
4,079	2015
4,474	2008
4,370	2010
4,183	2013

Most, Game

527	vs. Jacksonville (OT), 11/18/12
497	at Washington (OT), 9/19/10
416	vs. Oakland, 10/9/11
414	vs. Green Bay, 12/7/08
402	at Seattle, 10/29/17

Fewest, Season

2,636	2002
2,661	2005
2,841	2003
3,032	2006
3,460	2014

Fewest, Game

32	at Oakland, 12/3/06
33	at Pittsburgh, 12/8/02
48	vs. Indianapolis, 10/23/05
64	at Tampa Bay, 12/14/03
70	at Buffalo, 9/18/05

Most Allowed, Season

4,499	2010
4,141	2014
3,999	2017

3,881	2012
3,878	2007

Most Allowed, Game

464	at Indianapolis (OT), 9/30/18
452	at Seattle, 10/29/17
441	at Detroit (OT), 11/22/12
433	vs. Indianapolis, 9/12/10
426	at Washington, 9/19/10

Fewest Allowed, Season

3,322	2011
3,310	2013
3,378	2002
3,598	2008
3,635	2006

Fewest Allowed, Game

54	at Jacksonville, 12/26/04
76	at Jacksonville, 9/16/12
87	at Tennessee, 10/29/06
97	vs. Jacksonville, 10/30/11
109	at Tennessee, 11/10/02

PASS ATTEMPTS

Most, Season

633	2013
619	2015
593	2009
583	2016
574	2010

Most, Game

62	vs. Baltimore (OT), 12/13/10
58	at Carolina, 9/20/15
58	at Jacksonville, 12/5/13
57	at Atlanta, 10/4/15
55	vs. Jacksonville (OT), 11/18/12
54	at Tennessee Titans, 12/19/10
	at N.Y. Jets, 11/26/06

Fewest, Season

439	2003
447	2002
449	2005
467	2011
471	2004

Fewest, Game

9	vs. Indianapolis, 10/23/05
10	at Pittsburgh, 12/8/02
14	at Oakland, 12/3/06
15	at Tampa Bay, 11/13/11
	vs. Cleveland, 12/31/06

Most, Season, Opponent

581	2012
548	2009
547	2010

TEXANS RECORDS - REGULAR SEASON TEAM

553	2015
546	2007
Most, Game, Opponent	
62	at Indianapolis (OT), 9/30/18
61	at Detroit (OT), 11/22/12
58	at Pittsburgh, 12/8/02
57	vs. Indianapolis, 9/12/10
55	at Miami, 12/27/09
Fewest, Season, Opponent	
469	2005
471	2008
484	2013
501	2017
502	2003
Fewest, Game, Opponent	
11	at San Diego, 10/28/07
15	at San Francisco, 10/6/13
	at Tennessee, 10/29/06
16	vs. St. Louis, 10/13/13
18	at Minnesota, 11/2/08
	at Pittsburgh, 9/7/08

PASS COMPLETIONS

Most, Season	
399	2009
371	2013
367	2008
365	2010
358	2015
Most, Game	
43	vs. Jacksonville (OT), 11/18/12
39	at N.Y. Jets, 11/26/06
38	at Washington (OT), 9/19/10
35	at Tennessee, 12/19/10
	at Arizona, 10/11/09
Fewest, Season	
235	2002
248	2003
270	2005
286	2004
288	2011
Fewest, Game	
3	at Pittsburgh, 12/8/02
6	vs. Indianapolis, 10/23/05
	at San Diego, 9/15/02
7	at Oakland, 12/3/06
8	vs. Pittsburgh, 12/25/17
Most, Season, Opponent	
363	2014
361	2007
354	2010
344	2009

2004	
Most, Game, Opponent	
40	vs. Indianapolis, 9/12/10
	vs. Indianapolis (OT), 9/30/18
36	vs. Minnesota, 10/10/04
35	at Miami, 12/27/09
34	at Indianapolis, 11/8/09
Fewest, Season, Opponent	
279	2011
281	2002
287	2013
294	2008
297	2003
Fewest, Game, Opponent	
6	at San Francisco, 10/6/13
7	at San Diego, 10/28/07
	at Tennessee, 10/29/06
8	vs. Tennessee, 12/29/02
9	at Jacksonville, 9/16/12

TOUCHDOWN PASSES

Most, Season	
29	2015
	2009
28	2017
24	2007
	2010
22	2014
	2012
Most, Game	
6	vs. Tennessee, 11/30/14
5	vs. Miami, 10/25/18
	vs. Kansas City, 10/8/17
	vs. Jacksonville (OT), 11/18/12
4	at Seattle, 10/29/17
	vs. Tennessee, 10/1/17
	at Denver, 9/23/12
	at Cincinnati, 10/18/09
	at Tennessee, 9/20/09
	vs. Tennessee, 10/21/07
Most, Season, Opponent	
33	2010
30	2017
32	2004
29	2013
	2012
28	2014
Most, Game, Opponent	
6	vs. Green Bay, 10/14/12
5	at Indianapolis, 11/14/04
	vs. Minnesota (OT), 10/10/04

TEXANS RECORDS - REGULAR SEASON TEAM

vs. New England, 9/24/17

4 11x - last: at Indianapolis (OT), 9/30/18

CONSECUTIVE GAMES WITH A PASSING TOUCHDOWN

Texans

16 at Jacksonville 11/14/10 – vs. Jacksonville 10/30/11

14 vs. Baltimore 12/21/14 – at Buffalo 12/06/15

12 at Indianapolis 11/8/09 – at Oakland 10/3/10
at Jacksonville 10/14/07 – vs. Jacksonville 12/30/07

10 at New England 9/9/18 - at Washington 11/18/18

vs. Pittsburgh 9/18/05 – at Indianapolis 11/13/05

Opponent

22 at Oakland 9/14/14 – at Miami 10/25/15

12 vs. Cleveland 1/2/05 – vs. St. Louis 11/27/05

FIRST DOWNS

FIRST DOWNS

Most, Season

360 2010

341 2012

340 2009

2008

335 2015

Most, Game

39 vs. Jacksonville (OT), 11/18/12

33 vs. Tennessee, 10/1/17

30 vs. Tampa Bay, 9/27/15

at Indianapolis (OT), 9/30/18

29 at Cleveland, 11/15/14

vs. Seattle, 9/29/13

at Tennessee, 10/23/11

at Washington (OT), 9/19/10

vs. New England, 1/3/10

vs. Detroit, 10/19/08

Fewest, Season

208 2002

237 2003

243 2005

282 2006

295 2007

Fewest, Game

3 at Pittsburgh, 12/8/02

7 at Tampa Bay, 12/14/03

at Jacksonville, 12/7/03

at San Diego, 9/15/02

vs. New England, 12/13/15

Most Allowed, Season

352 2010

348 2005

336 2003

329 2014

325 2007

Most Allowed, Game

34 at Indianapolis, 9/17/06

33 at Indianapolis, 12/23/07

31 at Seattle, 10/16/05

30 4x - last: vs. Philadelphia, 11/2/14

Fewest Allowed, Season

270 2011

272 2016

281 2015

282 2013

291 2002

292 2012

Fewest Allowed, Game

6 at Jacksonville, 12/26/04

8 at Chicago, 11/11/12

vs. Oakland, 10/4/09

9 vs. Tennessee, 10/1/17

at Jacksonville, 9/16/12

vs. Tennessee, 11/28/10

at Buffalo, 11/1/09

vs. Jacksonville, 12/18/16

Most, Season, Both Teams

712 2010

642 2014

640 2009

2008

633 2012

Most, Game, Both Teams

58 Texans 30 vs. Indianapolis 28 (OT), 9/30/18

56 Texans 39 vs. Jacksonville 17 (OT), 11/18/12

55 Texans 26 at Detroit 29 (OT), 11/22/12

Texans 27 vs. Indianapolis 28, 11/29/09

53 Texans 29 at Browns 24, 11/16/14

Fewest, Season, Both Teams

499 2002

573 2003

589 2013

591 2011

2005

Fewest, Game, Both Teams

21 Texans 13 at Chicago 8, 11/11/12

23 Texans 9 at Jacksonville 14, 11/27/11

Texans 10 at Indianapolis 13, 12/1/02

Texans 7 at San Diego 16, 9/15/02

24 Texans 16 vs. Oakland 8, 10/4/09

Texans 13 vs. Dallas 11, 9/8/02

RUSHING FIRST DOWNS

Most, Season

TEXANS RECORDS - REGULAR SEASON TEAM

131	2011
118	2010
114	2012
108	2014
106	2008
	2006

Most, Game

16	at Jacksonville, 9/16/12
15	vs. Indianapolis, 9/12/10
14	vs. Cleveland, 11/6/11
	at Tennessee, 10/23/11
	vs. Indianapolis, 12/24/06

Fewest, Season

59	2002
86	2017
	2003
89	2005
90	2013
90	2015

Fewest, Game

1	vs. Tennessee, 11/1/15
	vs. Minnesota, 12/23/12
	vs. Tennessee, 11/23/09
	vs. Tampa Bay, 12/9/07
	vs. Tennessee, 10/21/07
	at Dallas, 10/15/06
	at Pittsburgh, 12/8/02

Most, Season, Opponent

130	2003
123	2005
116	2002
115	2006
114	2008

Most, Game, Opponent

19	at Seattle, 10/16/05
16	at Cincinnati, 11/9/03
15	vs. Jacksonville, 1/2/11
	vs. Kansas City, 11/20/05
	at Washington, 12/22/02

Fewest, Season, Opponent

73	2011
79	2015
88	2017
	2013
89	2004
91	2009

Fewest, Game, Opponent

1	vs. Arizona, 11/19/17
	at New England, 9/24/17
	vs. Jacksonville, 1/3/16
	at Tennessee, 12/27/15

vs. Baltimore, 12/21/14
at Tennessee, 10/26/14
vs. Tennessee, 11/28/10
vs. Oakland, 10/4/09
at Carolina, 9/16/07

PASSING FIRST DOWNS

Most, Season

231	2009
222	2010
210	2015
210	2008
205	2012

Most, Game

26	vs. Jacksonville (OT), 11/18/12
23	at Indianapolis (OT), 9/30/18
	Washington (OT), 9/19/10
21	vs. Baltimore (OT), 12/13/10
	at Cincinnati, 10/18/09
20	vs. Seattle, 9/29/13
	at Tennessee, 12/19/10

Fewest, Season

119	2002
127	2003
142	2005
156	2006
171	2014

Fewest, Game

1	at Pittsburgh, 12/8/02
	vs. Indianapolis, 9/22/02
2	at Oakland, 12/3/06
3	at Tampa Bay, 12/14/03
4	8x - last: vs. New England, 12/13/15

Most, Season, Opponent

211	2010
206	2014
197	2007
194	2004
188	2005

Most, Game, Opponent

23	at Indianapolis (OT), 9/30/18
21	vs. Kansas City, 10/8/17
	at Detroit (OT), 11/22/12
	at Indianapolis, 11/16/08
	at Indianapolis, 9/17/06
	vs. Minnesota (OT), 10/10/04

Fewest, Season, Opponent

155	2002
158	2013
166	2011
167	2008

TEXANS RECORDS - REGULAR SEASON TEAM

2012

Fewest, Game, Opponent

2	at Jacksonville, 12/26/04
4	vs. Jacksonville, 12/28/14
	at Chicago, 11/11/12
	at Jacksonville, 9/16/12

FIRST DOWNS BY PENALTY

Most, Season

47	2017
35	2015
34	2014
30	2002
24	2008
	2003

Most, Game

8	vs. Jacksonville, 9/10/17
6	vs. Cincinnati, 11/3/02
5	at Los Angeles, 11/12/17
	at Carolina, 9/20/15
	vs. St. Louis, 10/13/13
	vs. Tennessee, 12/14/08
	vs. Dallas, 9/8/02

Fewest, Season

9	2007
12	2005
14	2011
16	2009
19	2013

Most, Season, Opponent

37	2017
	2005
36	2013
34	2014
	2009
31	2012
	2011

Most, Game, Opponent

7	at Jacksonville, 12/5/13
6	vs. Indianapolis, 10/8/15
	at Indianapolis, 12/22/11
	at Indianapolis, 11/8/09

Fewest, Season, Opponent

19	2008
20	2002
21	2007
	2004

FIELD GOALS

FIELD GOALS

Most, Season

32	2011
31	2012
30	2014
29	2008
27	2010

Fewest, Season

17	2004
	2002
18	2003
19	2006
20	2017
21	2009

Most Attempted, Season

38	2012
	2011
35	2014
	2013
34	2005

Fewest Attempted, Season

22	2003
24	2004
	2002
25	2017
	2006
27	2015

Most Attempted, Game

7	at Miami, 9/7/03
6	vs. Baltimore, 12/21/14
	vs. Indianapolis, 12/16/12
5	8x - last: vs. Cleveland 12/2/18

Most Converted, Game

6	vs. Baltimore, 12/21/14
5	4x, last vs. Cleveland, 12/2/18

Consecutive Games Scoring Field Goals

19	9/22/13 - 10/5/14
17	10/23/11 - 10/21/12
15	11/1/10 - 10/9/11
10	11/13/05 - 9/17/06

Most Field Goals Made, Season, Opponent

33	2017
30	2013
	2011
28	2007
	2005
	2003

Fewest Field Goals Made, Season, Opponent

20	2015
	2009
21	2012
	2010
22	2004

TEXANS RECORDS - REGULAR SEASON TEAM

Most Field Goals Attempted, Season, Opponent

36	2011
35	2017
	2013
	2003
34	2002

Fewest Field Goals Attempted, Season, Opponent

22	2014
23	2009
24	2012
26	2015
27	2010

Most Field Goals Attempted, Game, Opponent

8	vs. Tennessee, 10/21/07*
5	6x - last: at Indianapolis, 12/22/11

Most Field Goals Converted, Game, opponent

8	vs. Tennessee, 10/21/07*
5	at Baltimore, 10/16/11
	at Buffalo, 9/11/05
	vs. Cleveland, 1/2/05

* NFL record.

Most Field Goals Converted, Game, Both Teams

9	Texans 5 vs. Miami 4, 10/7/07
8	Texans 0 vs. Tennessee 8*, 10/21/07

* NFL record.

PUNTING

PUNTS

Most, Season

116	2002
97	2003
96	2015
92	2017
88	2013
	2012

Most, Game

11	at Jacksonville, 12/17/17
	at Indianapolis, 12/1/02
10	6x - last: at Tennessee, 12/2/12

Fewest, Season

53	2008
55	2007
63	2010
67	2009
73	2004

Fewest, Game

1	at Washington, 11/18/18
	at Buffalo, 11/1/09
	vs. Miami, 10/7/07
2	29x - last: vs. Tennessee, 10/1/17

Most Punts, Season, opponent

101	2015
98	2002
92	2012
91	2013

Most Punts, Game, Opponent

11	vs. Oakland, 11/17/13
10	at San Francisco, 1/1/06
	at San Diego, 9/15/02

Fewest Punts, Season, Opponent

59	2007
63	2005
65	2006
67	2010
	2008

Fewest Punts, Game, Opponent

0	vs. Jacksonville, 10/14/07
	vs. Indianapolis, 10/23/05
1	5x - last: at Indianapolis, 11/16/08

Most Punts, Season, Both Teams

214	2002
197	2015
180	2012
179	2013
173	2017
172	2003
167	2014

Most Punts, Game, Both Teams

20	Texans 9 vs. Oakland 11, 11/17/13
	Texans 11 at Indianapolis 9, 12/1/02
	Texans 10 at San Diego 10, 9/15/02
19	Texans 10 at Jacksonville 9, 11/27/11
	Texans 10 vs. Dallas 9, 9/8/02

Fewest Punts, Season, Both Teams

114	2007
120	2008
130	2010
140	2005
141	2006

Fewest Punts, Game, Both Teams

2	Texans 2 at Jacksonville 0, 10/14/07
3	Texans 2 at Indianapolis 1, 11/16/08
	Texans 1 vs. Miami 2, 10/7/07
	Texans 2 at Indianapolis 1, 12/24/06

PUNT YARDS

Most Yards, Season

4,720	2002
4,533	2015
4,507	2017
4,189	2013
4,150	2012

TEXANS RECORDS - REGULAR SEASON TEAM

4,028 2003

Most Yards, Game

518 at Jacksonville, 12/17/17

488 at Tennessee, 12/2/12

442 vs. Oakland, 11/17/13

440 at Cincinnati, 9/14/17

436 at Jacksonville, 11/27/11

435 at Indianapolis, 12/1/02

Fewest Yards, Season

2,240 2008

2,296 2007

2,650 2010

2,866 2009

2,990 2005

Fewest Yards, Game

30 at Washington, 11/18/18

39 at Buffalo, 11/1/09

47 vs. Miami, 10/7/07

59 vs. Cincinnati, 10/26/08

59 vs. Carolina, 12/18/11

64 vs. Jacksonville, 12/24/05

Most Yards, Season, Opponent

4,693 2015

4,176 2012

4,161 2013

3,896 2011

3,892 2002

Most Yards, Game, Opponent

540 vs. Oakland, 11/17/13

470 at Jacksonville, 9/16/12

427 at Tennessee, 12/27/15

427 vs. Oakland, 10/4/09

413 vs. Buffalo, 9/28/14

Fewest Punting Yards, Season, Opponent

2,528 2005

2,535 2007

2,880 2004

2,930 2010

2,949 2006

Fewest Punting Yards, Game, Opponent

0 vs. Jacksonville, 10/14/07

vs. Indianapolis, 10/23/05

39 vs. Pittsburgh, 9/18/05

41 at Seattle, 10/16/05

45 at Indianapolis, 9/14/06

Highest Punting Average, Season

49 2017, 92 punts

47.6 2013, 88 punts

47.2 2015, 96 punts

47.2 2012, 88 punts

45.8 2014, 84 punts

44 2011, 74 punts

Lowest Punting Average, Season

38.8 2005, 77 punts

40.7 2002, 116 punts

41.2 2004, 73 punts

41.5 2003, 97 punts

41.6 2006, 76 punts

Highest Punting Average, Game (Minimum 4 punts)

58.9 at Arizona, 11/10/13, 7 punts

58.5 at New England, 9/24/17, 4 punts

54.5 vs. Indianapolis, 10/9/14, 4 punts

54.2 at Denver, 9/23/12, 5 punts

52.8 vs. Atlanta, 12/4/11, 5 punts

Highest Punting Average, Season, Opponent

47.3 2017, 81 punts

46.9 2011, 83 punts

46.8 2009, 76 punts

46.5 2015, 101 punts

45.7 2013, 91 punts

Lowest Punting Average, Game (Minimum 4 punts)

30.7 at Chicago, 12/19/04, 7 punts

33.8 at Indianapolis, 11/14/04, 4 punts

34.2 at Jacksonville, 11/12/06, 5 punts

34.3 at Cleveland, 11/25/07, 4 punts

34.7 vs. Jacksonville, 11/17/02, 6 punts

Highest Punting Average, Game, Opponent (Minimum 4 punts)

56.8 at Oakland, 12/3/06, 4 punts

at Dallas, 10/15/06, 4 punts

53.9 at Carolina, 9/20/15, 7 punts

53.4 vs. Oakland, 10/4/09, 8 punts

52.8 at San Diego, 10/28/07, 5 punts

52.2 twice, last at Tennessee, 9/16/18, 5 punts

Lowest Punting Average, Season, Opponent

39.7 2002, 98 punts

40.1 2005, 63 punts

41.7 2004, 69 punts

2003, 75 punts

43 2007, 59 punts

Lowest Punting Average, Game, Opponent (Minimum 4 punts)

25.7 at Washington, 12/22/02, 7 punts

31.2 at San Francisco, 1/1/06, 10 punts

31.3 vs. New England, 11/23/03, 4 punts

33 vs. Cleveland, 10/30/05, 4 punts

34 at Cleveland, 11/25/07, 5 punts

PUNT RETURNS

PUNT RETURN TOUCHDOWNS

Most Touchdowns, Punt Returns

2 2008 Jacoby Jones 73 yards vs. Cincinnati, 10/26/08; Jacoby Jones 70 vs. Miami, 10/12/08

1 2013 Keshawn Martin 87 vs. Oakland, 11/17/13

TEXANS RECORDS - REGULAR SEASON TEAM

2011 Jacoby Jones 79 vs. Indianapolis, 9/11/11

2002 Avion Black 76 vs. Baltimore, 12/15/02

2016 Will Fuller V 67 vs. Tennessee, 10/2/16

Most Touchdowns, Punt Returns, Opponent

1 2017 Tyreek Hill 82 yards vs. Kansas City, 10/8/17

2013 Tandon Doss 76 at Baltimore, 9/22/13

2012 Marcus Thigpen 72 vs. Miami, 9/9/12

2008 Johnnie Lee Higgins 80 at Oakland, 12/21/08

2006 Adam Jones 53 at Tennessee, 10/29/06

2005 Adam Jones 52 at Tennessee, 12/11/05

2003 Dante Hall 73 vs. Kansas City, 9/21/03

PUNT RETURNS

Most, Season

53 2002

52 2015

51 2011

45 2009

42 2013

Most, Game

7 vs. Oakland, 11/17/13
at Jacksonville, 11/27/11

vs. Oakland, 10/4/09

at Baltimore, 12/4/05

6 at Carolina, 9/20/15
at Jacksonville, 9/16/12

Fewest, Season

23 2006

30 2005

32 2008

33 2007

34 2014

Most Returns, Season, Opponent

60 2015

58 2002

49 2017

48 2012

43 2013

2003

Most Returns, Game, Opponent

7 vs. Dallas, 9/8/02

6 9x - last: vs. Cleveland, 10/15/17

Fewest Punt Returns, Season, Opponent

19 2007

21 2008

24 2009

29 2010

30 2004

PUNT RETURN YARDS

Most Yards, Season

529 2011

512 2002

449 2009

414 2012

386 2008

Most Yards, Game

125 vs. Oakland, 11/17/13

100 at Arizona, 10/11/09

92 vs. Baltimore, 12/15/02

91 at Jacksonville, 11/27/11

vs. Indianapolis, 9/11/11

Fewest Yards, Season

208 2014

223 2005

235 2010

242 2006

266 2003

Fewest Yards, Game

-12 vs. Detroit, 10/19/08

-6 at Denver, 11/7/04

-4 at Tennessee, 12/2/07

-3 at Philadelphia, 12/2/10

Most Punt Return Yards, Season, Opponent

612 2015

608 2017

530 2013

483 2012

407 2003

396 2014

Most Punt Return Yards, Game, Opponent

93 at Baltimore, 9/22/13

82 vs. Pittsburgh, 12/25/17

80 2x - last: at Oakland, 12/21/08

76 vs. Miami, 9/9/12

74 at Arizona, 11/10/13

73 vs. Kansas City, 9/21/03

Fewest Punt Return Yards, Season, Opponent

104 2009

151 2007

219 2005

233 2010

235 2008

Fewest Punt Return Yards, Game, Opponent

-4 vs. Oakland, 10/4/09

-3 at Pittsburgh, 9/7/08

-2 at San Diego, 9/15/02

-1 at Indianapolis, 12/1/02

PUNT RETURN AVERAGE

Highest Average, Season

12.06 2008

10.89 2012

10.52 2006

TEXANS RECORDS - REGULAR SEASON TEAM

10.37	2011
9.98	2009
Highest Average, Game (Minimum 4 returns)	
21.75	vs. Miami, 10/12/08
20	at Arizona, 10/11/09
18.25	at Buffalo, 11/1/09
17.86	vs. Oakland, 11/17/13
16.75	at Tennessee, 12/2/12
Lowest Average, Season	
6.12	2014
6.65	2010
6.71	2003
7.25	2015
7.43	2005
8.23	2004
Lowest Average, Game (Minimum 4 returns)	
1.8	vs. Tennessee (OT), 9/15/13
2.25	vs. Baltimore, 10/21/12
2.5	at Tampa Bay, 11/13/11
3	at Miami, 9/7/03
3.4	vs. Tampa Bay, 9/27/15
Highest punt return Average, Season, opponent	
12.41	2017
12.38	2014
12.32	2013
11.19	2008
10.2	2015
Highest punt return Average, Game , opponent (Minimum 4 returns)	
19.8	vs. Kansas City, 10/8/17
17.25	at Jacksonville, 10/27/02
16.8	at Indianapolis, 12/20/15
16.4	vs. Pittsburgh, 12/25/17
16.3	at Cincinnati, 9/14/2017
16	vs. Indianapolis, 9/22/02
Lowest Punt Return Average, Season, Opponent	
4.33	2009
5.66	2002
6.64	2005
7.64	2006
7.95	2007
Lowest Punt Return Average, Game, Opponent (Minimum 4 returns)	
-0.33	at San Diego, 9/15/03
-0.18	at Indianapolis, 12/1/02
1	at Jacksonville, 11/27/11
1.43	vs. Dallas, 9/8/02
3.0	vs. New York Giants, 9/23/18

KICKOFF RETURNS

KICKOFF RETURN TOUCHDOWNS

Most Touchdowns, Kickoff Returns, Season

4	2007
2	2005
1	2009
Most Touchdowns, Kickoff Returns, Game	
2	André Davis 104 and 97 yards vs. Jacksonville, 12/30/2007
1	Jacoby Jones 95 vs. Oakland, 10/4/09
	André Davis 97 vs. Tampa Bay, 12/9/07
	Jerome Mathis 84 vs. Indianapolis, 9/23/07
	Jerome Mathis 99 vs. Kansas City, 10/23/05
	Jerome Mathis 89 vs. Indianapolis, 10/23/05
Most Touchdowns, Kickoff Returns, Season, Opponent	
1	2013
	2012
	2010
	2006
	2004
	2002
Most Touchdowns, Kickoff Returns, Game, Opponent	
1	Deji Karim 101 yards at Indianapolis, 12/30/12
	Joe McKnight 100 at N.Y. Jets, 10/8/12
	David Reed 103 vs. Baltimore (OT), 12/13/10
	Ellis Hobbs 93 at New England, 12/17/06
	Eddie Drummond 99 at Detroit, 9/19/04
	André Davis 95 at Cleveland, 10/20/02

KICKOFF RETURNS

Most, Season	
84	2005
80	2003
77	2002
74	2007
72	2008
Most, Game	
8	4x - last: at Indianapolis, 11/16/08
7	20x - last: at N.Y. Jets, 11/21/10
Fewest, Season	
18	2015
20	2014
29	2011
44	2012
51	2013
Most Returns, Season, Opponent	
73	2008
72	2010
71	2009
69	2007
62	2012
Most Returns, Game, Opponent	
7	7x - last: vs. Baltimore, 10/21/12
Fewest Returns, Season, Opponent	
27	2017
39	2013

TEXANS RECORDS - REGULAR SEASON TEAM

40	2015
45	2014
46	2011
52	2006
	2002

KICKOFF RETURN YARDS

Most Yards, Season

2,173	2005
1,961	2007
1,700	2003
1,609	2006
1,550	2008

Most Yards, Game

278	vs. Kansas City, 11/20/05
266	vs. Indianapolis, 10/23/05
234	vs. Jacksonville, 12/30/07
233	vs. Indianapolis, 9/23/07
207	at Indianapolis, 11/16/08

Fewest Yards, Season

422	2014
430	2015
558	2017
730	2011
953	2012
1,257	2013

Most Return Yards, Season, Opponent

1,741	2010
1,630	2008
1,597	2009
1,595	2012
1,593	2007

Most Return Yards, Game, Opponent

233	vs. Baltimore (OT), 12/13/10
201	vs. Baltimore, 10/21/12
199	vs. Oakland, 10/3/04
191	vs. Miami, 10/7/07
189	at Buffalo, 11/1/09

Fewest Return Yards, Season, Opponent

547	2017
977	2015
1,004	2013
1,030	2011
1,135	2016
1,149	2003

KICKOFF RETURN AVERAGE

Highest Average, Season

26.5	2007
25.9	2005
25.2	2011

24.7 2013

23.9 2015

Highest Average, Game (Minimum 4 returns)

46.8	vs. Jacksonville, 12/30/07
38.0	vs. Indianapolis, 10/23/05
35.4	vs. Cleveland, 10/30/05
34.8	vs. Kansas City, 11/20/05
33.3	vs. Indianapolis, 9/23/07

Lowest Average, Season

19.8	2010
19.9	2002
20.7	2017
21.0	2004
21.1	2014
21.3	2003

Lowest Average, Game (Minimum 4 returns)

11.8	at Cincinnati, 12/11/11
12.7	at N.Y. Jets, 11/21/11
13.3	vs. Jacksonville, 12/24/05
13.5	at Detroit, 9/19/04
13.7	at Jacksonville, 10/14/07

Highest Return Average, Season, Opponent

26.0	2014
25.7	2013
25.7	2012
24.4	2015
24.2	2010

Highest Return Average, Game, Opponent (Minimum 4 returns)

42.5	at Indianapolis, 12/30/12
42.0	at Cleveland, 10/20/02
39.3	at Detroit, 9/19/04
38.8	vs. Baltimore (OT), 12/13/10
36.3	vs. Tennessee, 10/9/05

Lowest Return Average, Season, Opponent

20.26	2017
21.68	2005
21.71	2003
22.23	2002
22.33	2008
22.39	2011

Lowest Return Average, Game, Opponent (Minimum 4 returns)

13.0	vs. Buffalo, 11/4/12
14.3	at Jacksonville, 10/30/11
15.0	vs. Green Bay, 11/21/04
15.8	vs. Dallas, 9/8/02
16.0	at Green Bay, 12/7/08

FUMBLES

FUMBLES

Most Fumbles, Season

TEXANS RECORDS - REGULAR SEASON TEAM

34	2002
30	2005
28	2008
	2006
26	2007
25	2017

Most Fumbles, Game

6	at Green Bay, 12/7/08
5	at Baltimore, 12/4/05
	at Jacksonville, 11/6/05
4	10x - last: vs. Arizona, 11/19/17
3	2x, last vs. Buffalo, 10/14/18

Most Fumbles, Season, Opponent

27	2009
24	2014
	2007
	2005
23	2012
	2002

Most Fumbles, Game, Opponent

5	at Chicago, 12/19/04
4	6x - last: at Oakland, 9/14/14

FUMBLES LOST

Most Fumbles Lost, Season

17	2007
14	2002
12	2008
	2006
11	2017

Most Fumbles Lost, Game

3	at Atlanta, 10/4/15
	at Cincinnati, 12/11/11
	at Green Bay, 12/7/08
	vs. Tennessee, 10/21/07
	at Tennessee, 10/29/06
	vs. Jacksonville, 9/10/17

Most Fumbles Lost, Season, Opponent

14	2014
	2012
	2007
13	2009
11	2015
	2006
	2002

Most Fumbles Lost, Game, Opponent

3	at Tennessee, 12/27/15
	at Tennessee, 12/2/12
	vs. Oakland, 10/4/09
	at Jacksonville, 10/14/07
	at Oakland, 12/3/06

at Pittsburgh, 12/8/02

FUMBLE RECOVERY TOUCHDOWNS

Most Touchdowns, Fumble Recovery, Season

3	2007
	2004
2	2017
	2009
	2006
1	2015
	2014
	2011
	2002

Most Touchdowns, Fumble Recovery, Game

1	Jadeveon Clowney 0 at Indianapolis (OT), 9/30/18
	Lamarr Houston 24 vs. Indianapolis, 11/5/17
	Jadeveon Clowney 22 at New England, 9/24/17
	Quintin Demps 33 at Tennessee, 12/27/15
	J.J. Watt 45 vs. Indianapolis, 10/9/14
	Wade Smith 0 (own) at Baltimore, 10/16/11
	Bernard Pollard 0 vs. New England, 1/3/10
	Dominique Barber 48 (own) vs. N.Y. Jets, 9/13/09
	DeMeco Ryans 26 vs. Tennessee, 10/21/07
	Kevin Walter 0 at Carolina, 9/16/07
	Mario Williams 38 vs. Kansas City, 9/9/07
	Anthony Maddox 47 vs. Cleveland, 12/31/06
	Demarcus Faggins 58 at Oakland, 12/3/06
	Antwan Peek 66 at Jacksonville, 12/26/04
	Charlie Anderson 60 at Chicago, 12/19/04
	Jamie Sharper 16 vs. Oakland, 10/3/04
	Kenny Wright 40 at Pittsburgh, 12/8/02

Most Touchdowns, Fumble Recovery, Season, Opponent

2	2013
	2007
	2006

Most Touchdowns, Fumble Recovery, Game, Opponent

2	at Atlanta, 10/4/15
---	---------------------

INTERCEPTIONS

INTERCEPTIONS

Most Interceptions Thrown, Season

22	2013
21	2007
20	2008
18	2003
17	2017
	2009

Most Interceptions Thrown, Game

4	vs. Baltimore, 11/9/08
---	------------------------

TEXANS RECORDS - REGULAR SEASON TEAM

at San Diego, 10/28/07

vs. New England, 12/17/06

Fewest Interceptions Thrown, Season

9 2011

12 2010

12 2015

Most Interceptions Thrown, Season, Opponent

22 2004

20 2014

17 2011

15 2012

Most Interceptions Thrown, Game, Opponent

4 at Jacksonville, 11/12/06

at Tennessee, 10/17/04

3 vs. Cleveland, 12/2/18

vs. Cleveland, 10/15/17

Fewest Interceptions Thrown, Season, Opponent

7 2013

2005

10 2002

11 2017

2007

2006

INTERCEPTION RETURN YARDS

Most Interception Return Yards, Season

483 2014

393 2004

333 2012

212 2009

205 2003

Most Interception Return Yards, Game

135 at Pittsburgh, 12/8/02

118 vs. Tennessee, 9/30/12

109 at Washington, 11/18/18

102 at Kansas City, 9/26/04

100 vs. Tennessee, 11/30/14

95 vs. Tennessee, 12/21/03

Most Interception Return Yards, Season, Opponent

400 2017

357 2013

294 2009

277 2002

267 2007

225 2005

Most Interception Return Yards, Game, Opponent

106 vs. Cincinnati, 11/3/02

103 vs. St. Louis, 10/13/13

99 at Tennessee, 9/21/08

98 at Seattle, 10/29/17

96 at San Diego, 10/28/07

INTERCEPTION RETURNS FOR TOUCHDOWN

Most Touchdowns, Interception, Season

4 2014

3 2012

2 2017

2015

2004

2002

Most Touchdowns, Interception, Game

2 vs. Tennessee, 9/30/12

at Pittsburgh, 12/8/02

Most Touchdowns, Interception, Season, Opponent

5 2013

3 2009

2005

2003

2 2017

2010

Most Touchdowns, Interception, Game, Opponent

1 24x - last: at Seattle, 10/29/17

TOTAL TURNOVERS

TAKEAWAYS

Most Takeaways, Season

34 2014 (20 int., 14 fum. recoveries)

30 2004 (22 int., 8 fum. recoveries)

29 2012 (15 int., 14 fum. recoveries)

27 2009 (14 int., 13 fum. recoveries)

27 2011 (17 int., 10 fum. recoveries)

Fewest Takeaways, Season

11 2013 (7 int., 4 fum. recoveries)

16 2005 (7 int., 9 fum. recoveries)

18 2010 (13 int., 5 fum. recoveries)

21 2002 (10 int., 11 fum. recoveries)

Most Takeaways, Game

6 at Tennessee, 12/2/12 (3 int., 3 fum. recoveries)

5 at Pittsburgh, 12/8/02 (2 int., 3 fum. recoveries)

vs. Jacksonville, 9/28/03 (3 int., 2 fum. recoveries)

vs. Oakland, 10/3/04 (3 int., 2 fum. recoveries)

at Oakland, 12/3/06 (2 int., 3 fum. recoveries)

at Cleveland, 11/23/08 (3 int., 2 fum. recoveries)

GIVEAWAYS

Most Giveaways, Season

38 2007 (21 int., 17 fum.)

32 2008 (20 int., 12 fum.)

31 2013 (22 int., 9 fum.)

29 2002 (15 int., 14 fum.)

28 2018 (17 int., 11 fum.)

TEXANS RECORDS - REGULAR SEASON TEAM

2009 (17 int., 11 fum.)

Fewest Giveaways, Season

17	2012 (13 int., 4 fum.)
18	2010 (12 int., 6 fum.)
20	2015 (12 int., 8 fum.)
20	2011 (9 int., 11 fum.)
22	2014 (13 int., 9 fum.)

Most Giveaways, Game

6	vs. Tennessee, 10/21/07 (3 int., 3 fum.)
5	at San Diego, 10/28/07 (4 int., 1 fum.)
	at Tennessee (OT), 10/29/06 (2 int., 3 fum.)
	at Buffalo, 9/11/05 (3 int., 2 fum.)
4	at Los Angeles, 11/12/17 (2 int., 2 fum.)
	vs. Jacksonville, 9/11/17 (1 int., 3 fum.)

SAFETIES

SAFETIES

Season

3	2002
2	2009
1	2017
	2014
	2013

2012

2016

Season, Opponent

2	2003
	2002

Game

1	vs. Cleveland, 10/15/17
	vs. Jacksonville, 12/28/14
	vs. Tennessee, 9/15/13
	vs. Baltimore, 10/21/12
	at Jacksonville, 12/6/09
	vs. Oakland, 10/4/09
	vs. Baltimore, 12/15/02
	vs. N.Y. Giants, 11/24/02
	vs. Dallas, 9/8/02

Game, Opponent

2	at Buffalo, 11/16/03
1	at Indianapolis, 12/31/17
	vs. Cincinnati, 11/23/14
	at Indianapolis, 12/15/13
	at Denver, 9/23/12
	vs. Baltimore, 11/9/08
	at Chicago, 12/19/04
	at Washington, 12/22/02
	vs. Jacksonville, 12/18/16
	at Jacksonville, 10/27/02

TEXANS RECORDS - REGULAR SEASON TEAM

PENALTIES

PENALTIES

Most Penalties, Season

136	2002
121	2003
124	2017
112	2013
108	2012
107	2015
106	2005
	2004

Most Penalties, Game

14	at Jacksonville, 12/17/17
	at Indianapolis, 12/15/13
	at Jacksonville, 12/5/13
	at Baltimore, 9/22/13
	at Indianapolis, 12/1/02
13	vs. Indianapolis, 10/8/15
	at Indianapolis, 11/8/09
	at Seattle, 10/16/05

Fewest Penalties, Season

80	2008
82	2007
90	2010
	2006
94	2014

Fewest Penalties, Game

1	at Tennessee, 12/27/15
	vs. Tennessee, 9/30/12
	vs. Oakland, 10/4/09
	at Oakland, 12/21/08
	vs. Miami, 10/12/08
	vs. Indianapolis, 10/5/08
	at Pittsburgh, 12/8/02

Most Penalties, Season, Opponent

123	2004
122	2017
116	2015
105	2010
	2005
103	2013

Most Penalties, Game, Opponent

14	at Cincinnati, 10/2/05
13	vs. Oakland, 10/3/04
	vs. Buffalo, 10/13/02
12	3x, last vs. Buffalo 10/14/18

Fewest Penalties, Season, Opponent

81	2008
----	------

	2007
88	2011
90	2012
92	2009

Fewest Penalties, Game, Opponent

0	vs. New England, 12/1/13
1	at N.Y. Jets, 11/26/06
	vs. Cleveland, 10/30/05

Most Penalties, Season, Both Teams

238	2002
229	2004
223	2015
217	2003
215	2013

Most Penalties, Game, Both Teams

24	Texans 14 at Baltimore 10, 9/22/13
24	Texans 11 vs. Buffalo 13, 10/13/02
23	Texans 9 at Cincinnati 14, 10/2/05
	Texans 14 at Indianapolis, 12/1/02

Fewest Penalties, Season, Both Teams

161	2008
163	2007
186	2006
187	2011
	2009

Fewest Penalties, Game, Both Teams

2	Texans 2 vs. New England 0, 12/1/13
3	Texans 1 at Oakland 2, 12/21/08
4	Texans 1 at Tennessee 3, 12/27/15
4	Texans 2 at Jacksonville 2, 9/28/08
5	Texans 1 vs. Miami 4, 10/12/08

PENALTY YARDS

Most Yards Penalized, Season

1,138	2013
1,050	2017
1,011	2002
961	2003
928	2004
910	2015

Most Yards Penalized, Game

177	at Jacksonville, 12/5/13
129	vs. Indianapolis, 11/29/09
127	at Jacksonville, 12/17/17
	vs. Tennessee, 12/14/08
125	vs. Indianapolis, 10/8/15
114	at Indianapolis, 12/15/13
113	at Baltimore, 9/22/13

Fewest Yards Penalized, Season

636	2007
664	2008
690	2010

TEXANS RECORDS - REGULAR SEASON TEAM

761	2006
833	2009
Fewest Yards Penalized, Game	
3	vs. Tennessee, 9/30/12
5	vs. Oakland, 10/4/09
	vs. Miami, 10/12/08
	vs. Indianapolis, 10/5/08
10	at Tennessee, 9/21/08
Most Yards Penalized, Season, Opponent	
1,128	2017
991	2015
979	2004
955	2002
863	2012
851	2010
Most Yards Penalized, Game, Opponent	
128	vs. Buffalo, 10/13/02
126	vs. Washington, 9/24/06
120	at Seattle, 10/29/17
117	2x - last: at Cincinnati, 10/2/05
104	vs. Buffalo, 10/14/18
Fewest Yards Penalized, Season, Opponent	
614	2007
659	2008
686	2011

728	2009
767	2003
Fewest Yards Penalized, Game, Opponent	
0	vs. New England, 12/1/13
5	at N.Y. Jets, 11/26/06
	vs. Cleveland, 10/30/05
9	vs. N.Y. Jets, 10/19/03
10	vs. Chicago, 12/28/08
	at New England, 12/17/06
Most Yards Penalized, Season, Both Teams	
2,178	2017
1,966	2002
1,947	2013
1,907	2004
1,901	2015
1,736	2012
Most Yards Penalized, Game, Both Teams	
234	Texans 177 at Jacksonville 57, 12/5/13
207	Texans 90 at Cincinnati 117, 10/2/05
203	Texans 75 vs. Buffalo 128, 10/13/02
200	Texans 113 at Baltimore 87, 9/22/13
197	Texans 80 vs. Dallas 117, 9/8/02

TEXANS RECORDS - REGULAR SEASON TEAM

ATTENDANCE

ATTENDANCE

TOP 10 HOME ATTENDANCE

Attendance	Date	Opponent	Result
72,008	10/7/2018	Dallas	W, 19-16, (OT)
71,933	9/11/2016	Chicago	W, 23-14
71,908	12/13/2015	New England	L, 27-6
71,899	1/3/2016	Jacksonville	W, 30-6
71,897	11/27/2016	San Diego	L, 21-13
71,891	10/16/2016	Indianapolis	W, 26-23, (OT)
71,890	9/18/2016	Kansas City	W, 19-12
71,882	10/30/2016	Detroit	W, 20-13
71,842	12/25/2017	Pittsburgh	L, 34-6
71,838	9/23/2018	New York Giants	L, 27-22

TOP 10 ROAD ATTENDANCE

Attendance	Date	Opponent	Result
91,159	10/5/2014	Dallas	L, 20-17, (OT)
88,240	9/19/2010	Washington	W, 30-27
79,088	10/8/2012	N.Y. Jets	W, 23-17
78,843	11/21/2010	N.Y. Jets	L, 30-27
78,485	11/5/2006	N.Y. Giants	L, 14-10
77,875	12/5/2004	N.Y. Jets	L, 29-7
77,867	12/4/2016	Green Bay	L, 21-13
77,462	9/21/2014	N.Y. Giants	L, 30-17
77,433	9/26/2004	Kansas City	W, 24-21
76,865	10/24/2016	Denver	L, 27-9

OVERALL HOME ATTENDANCE

Year	Games	Total	Average
2002	8	559,322	69,915
2003	8	563,748	70,468
2004	8	565,192	70,649

2005	8	562,397	70,300
2006	8	561,469	70,184
2007	8	564,159	70,520
2008	8	563,364	70,421
2009	8	564,864	70,608
2010	8	568,643	71,081
2011	8	571,969	71,496
2012	8	573,321	71,665
2013	8	573,271	71,659
2014	8	574,132	71,767
2015	8	574,159	71,769
2016	8	574,947	71,868
2017	8	574,197	71,774
2018	6	430,777	71,796

OVERALL ROAD ATTENDANCE

Year	Games	Total	Average
2002	8	502,400	62,800
2003	8	497,942	62,242
2004	8	544,857	68,107
2005	8	532,541	66,568
2006	8	524,974	65,622
2007	8	515,869	64,483
2008	8	512,254	64,032
2009	8	484,976	60,622
2010	8	539,982	67,498
2011	8	487,733	60,967
2012	8	540,654	67,582
2013	8	530,412	66,302
2014	8	541,851	67,732
2015	8	524,655	65,581
2016	8	480,790	60,099
2017	8	506,250	63,281
2018	6	390,363	65,060