



HOUSTON
TEXANS



VS



HOUSTON TEXANS vs. MIAMI DOLPHINS

THURSDAY, OCTOBER 25, 2018 | NRG STADIUM

WEEK 8



WEEK 8

#MIAvsHOU



Houston Texans (4-3) vs. Miami Dolphins (4-3)

Thursday, October 25, 2018 • 7:20 p.m. CT

NRG Stadium (71,795) • Houston, Texas



FOX / NFL Network

Play-By-Play:

Joe Buck

Color Analyst:

Troy Aikman

Sideline Reporters:

Kristina Pink &

Erin Andrews



Westwood One

National Radio

Play-By-Play:

Ian Eagle

Color Analyst:

Rod Woodson

Studio Host:

Scott Graham



SportsRadio610

(610 AM, 100.3 FM)

Play-By-Play:

Marc Vandermeer:

Color Analyst:

Andre Ware

Sideline Reporter:

John Harris



Mega 101 FM

(101.1 FM)

Play-By-Play:

Enrique Vasquez

Color Analyst:

Gustavo Rangel



Amazon Prime Video

English

Play-By-Play:

Hannah Storm

Color Analyst:

Andrea Kremer

British English

Play-By-Play:

Derek Rae

Color Analyst:

Tommy Smyth

Spanish

Play-By-Play:

Jorge Perez-

Navarro

Color Analyst:

Oscar Benítez

TEXANS FACE DOLPHINS ON THURSDAY NIGHT

The Houston Texans (4-3) will take on the Miami Dolphins (4-3) at home in Week 8 on Thursday Night Football. Kickoff at NRG Stadium is set for 7:20 p.m. CT on FOX / NFL Network, Westwood One (National Radio), SportsRadio610 (610 AM, 100.3 FM), Mega 101 FM (101.1 FM) and Amazon Prime Video. The Texans will be celebrating Homecoming presented by Palais Royal and donning their color rush uniforms.



Houston is coming off a 20-7 road victory over Jacksonville in Week 7. The Texans have won four games in a row for the first time since Weeks 8-12 of the 2015 season and sit in first place in the AFC South.

Houston shut out Jacksonville in the first half, recovered two fumbles and forced one interception while holding them to 259 total net yards (70 rushing and 189 passing) and 15 first downs (four rushing, 11 passing). DE/OLB **Jadeveon Clowney** finished with seven solo tackles, 2.0 sacks, two tackles for loss, four quarterback hits and one fumble recovery while S **Tyrann Mathieu** recorded five total tackles, 1.0 sack, one interception, one quarterback hit, one tackle for loss and one pass defended. OLB **Whitney Mercilus** also played well, compiling four solo tackles, 1.0 sack, two forced fumbles, one quarterback hit and one tackle for loss.

On offense, Houston was led by WR **DeAndre Hopkins** and RB **Lamar Miller**. Hopkins finished with 50 receiving yards on three receptions (16.7 avg.) and caught his fourth touchdown pass of the season. Hopkins has now caught 11 touchdowns from QB **Deshawn Watson** in 14 games played together. Meanwhile, Miller ran for a game-high 100 yards and one touchdown on 22 carries (4.5 avg.). It was his first 100-yard rushing game since since Week 14 of the 2016 season at Indianapolis (107).

However, the story of the game was S **Andre Hal**, who started and made his 2018 season debut after being activated off the Non-Football Illness list on Oct. 20 following his battle with Hodgkin's Lymphoma.

The Texans and Dolphins have met eight times, with Houston having won each of the first seven matchups (2003, 2006, 2007, 2008, 2009, 2011 and 2012) before losing in Week 7 of 2015 in Miami.

TABLE OF CONTENTS

Game Information.....	2
2018 Texans & Week 8 NFL Schedule.....	4
What To Look For This Week.....	5-6
2018 Texans Regular Season Statistics.....	7-8
2018 Team Notes.....	9-11
Jadeveon Clowney Notes.....	12
DeAndre Hopkins Notes.....	13-16
Deshawn Watson Notes.....	17-18
J.J. Watt Notes.....	19-22
Will Fuller V Notes.....	23
Tyrann Mathieu Notes.....	24
Kareem Jackson & Johnathan Joseph Notes.....	25
Lamar Miller Notes.....	26
Benardrick McKinney & Whitney Mercilus Notes.....	27
Zach Cunningham & D.J. Reader Notes.....	28
2018 Player Notes.....	29-30
From The Head Coach (Oct. 22).....	31-32
Texans-Dolphins Matchup Information.....	33-34
The Head Coaches.....	35
The Last Time They Met.....	36
Texans-Dolphins Connections.....	37-38
Player Quick Notes.....	39-42
Media Information.....	43-44
Texans TV & Radio Lineup & Affiliates.....	45-47
2018 NFL Standings & Results.....	48
Upcoming 2018-19 NFL Important Dates.....	49
How The Texans Were Built.....	50
2018 Texans Transactions.....	51-52
Texans Alpha & Numeric Rosters / Roster by Position.....	53-55
2018 Texans Participation.....	56
2018 Texans Starters.....	57
2018 Texans Inactives & Captains.....	58
Texans Unofficial Depth Chart.....	59
Misc. Stats.....	60-79
Game Summaries.....	80-125
Texans Player Bios.....	126-300
Texans Records.....	301-351



2018 TEXANS & WEEK 8 NFL SCHEDULE

2018 SCHEDULE

PRESEASON (3-1)

Day	Date	Opponent	TV/Result	Time/Score
Thursday	Aug. 9	at Kansas City Chiefs	W	17-10
Saturday	Aug. 18	SAN FRANCISCO 49ERS	W	16-13
Saturday	Aug. 25	at Los Angeles Rams	L	21-20
Thursday	Aug. 30	DALLAS COWBOYS	W	14-6

REGULAR SEASON (4-3)

Day	Date	Opponent	TV/Result	Time/Score
Sunday	Sept. 9	at New England Patriots	L	27-20
Sunday	Sept. 16	at Tennessee Titans	L	20-17
Sunday	Sept. 23	NEW YORK GIANTS	L	27-22
Sunday	Sept. 30	at Indianapolis Colts	W	37-34 (OT)
Sunday	Oct. 7	DALLAS COWBOYS	W	19-16 (OT)
Sunday	Oct. 14	BUFFALO BILLS	W	20-13
Sunday	Oct. 21	at Jacksonville Jaguars	W	20-7
Thursday	Oct. 25	MIAMI DOLPHINS	FOX/NFLN#	7:20 p.m.
<i>Sunday</i>	<i>Nov. 4</i>	<i>at Denver Broncos</i>	<i>CBS</i>	<i>3:05 p.m.</i>
	BYE			
<i>Sunday</i>	<i>Nov. 18</i>	<i>at Washington Redskins</i>	<i>CBS</i>	<i>Noon</i>
Monday	Nov. 26	TENNESSEE TITANS	ESPN#	7:15 p.m.
Sunday	Dec. 2	CLEVELAND BROWNS	CBS	Noon
Sunday	Dec. 9	INDIANAPOLIS COLTS	CBS	Noon
Saturday	Dec. 15	at New York Jets	NFLN#	TBD
<i>Sunday</i>	<i>Dec. 23</i>	<i>at Philadelphia Eagles</i>	<i>CBS</i>	<i>Noon</i>
Sunday	Dec. 30	JACKSONVILLE JAGUARS	CBS	Noon

Italic indicates games subject to flex scheduling. See notes below.

All kickoff times are Central; # - Televised Nationally; Home Games in BOLD

All games are broadcast live on Texans Radio on SportsRadio610, 100.3 The Bull and in Spanish on Mega 101 FM.

FLEXIBLE SCHEDULING

- Flexible scheduling may be applied in Weeks 5-9. During that period, flexible scheduling can be used in no more than two weeks by shifting a Sunday afternoon game into primetime and moving the Sunday night game to an afternoon start time.

- Also, a select number of games are being "cross-flexed," moving between CBS and FOX to bring potentially under-distributed games to wider audiences.

- "Flexible scheduling" will be used in Weeks 9-17 as it has been in recent years. In Weeks 9-16, the schedule lists the games tentatively set for Sunday Night Football on NBC. Only Sunday afternoon games are eligible to be moved to Sunday night, in which case the tentatively scheduled Sunday night game would be moved to an afternoon start time. Flexible scheduling will not be applied to games airing on Thursday, Saturday or Monday nights. A flexible scheduling move would be announced at least 12 days before the game. For Week 17, the Sunday night game will be announced no later than six days prior to December 30.

- The schedule does not list a Sunday night game in Week 17, but an afternoon game with playoff implications will be moved to that time slot. Flexible scheduling ensures quality matchups in all Sunday time slots in those weeks and gives "surprise" teams a chance to play their way into primetime.

GAMEDAY ENTERTAINMENT

Pre-Game Entertainment: TORO's T-Shirt Toss and the Houston Texans Cheerleaders performance

Texas Flag Holders: Participants of the Texans All Community Team attending the game with tickets donated by Houston Texans players

Homefield Advantage Captain: Seven-time Pro Bowler, Houston Oilers Linebacker and Class of 2018 Pro Football Hall of Fame, Robert Brazile

Coin Toss Captain: CEO of Stage Stores, Michael Glazier

Color Guard: United States Coast Guard

National Anthem: Currently on NBC's hit show The Voice on Team Kelly, 15yr old hometown girl, Sarah Grace

Halftime: 2nd Annual Wiener Dog Races

Special Presentation: Houston Texans Legends On-Field Presentation

WEEK 8 NFL SCHEDULE

THURSDAY, OCTOBER 25

7:20 p.m. **Miami Dolphins at Houston Texans**

SUNDAY, OCTOBER 28

8:30 a.m. Philadelphia Eagles at Jacksonville Jaguars
 12 p.m. New York Jets at Chicago Bears
 12 p.m. Tampa Bay Buccaneers at Cincinnati Bengals
 12 p.m. Seattle Seahawks at Detroit Lions
 12 p.m. Denver Broncos at Kansas City Chiefs
 12 p.m. Washington Redskins at New York Giants
 12 p.m. Cleveland Browns at Pittsburgh Steelers
 12 p.m. Baltimore Ravens at Carolina Panthers
 3:05 p.m. Indianapolis Colts at Oakland Raiders
 3:25 p.m. Green Bay Packers at Los Angeles Rams
 3:25 p.m. San Francisco 49ers at Arizona Cardinals
 7:20 p.m. New Orleans Saints at Minnesota Vikings

MONDAY, OCTOBER 29

7:15 p.m. **New England Patriots at Buffalo Bills**

BYE WEEK: Atlanta Falcons, Dallas Cowboys
 Tennessee Titans, Los Angeles Chargers

All times CT

HOUSTON TEXANS ON NFL OMG

The Texans launched a new media website at www.NFLOMG.com. Please follow the link and click on the Texans logo to access the team's page. For customized access to the site, utilize your email address as your username and "TexansMedia" as your password. For generic access, utilize the username "HoustonTexans" and password "TexansMedia".

The Texans' NFL OMG site will contain the complete 2018 Media Guide, all weekly game releases, Texans player bios and rosters, Texans staff information and bios, weekly flip cards, a game tracker, all Texans team and individual records and statistics, Texans historical information, daily press releases and transcripts and much more. The game releases and media guide are updated weekly during the season and available in a PDF format for printing purposes. On gamedays, the site will host live statistics, updated player notes, postgame quotes and more.

WHAT TO LOOK FOR THIS WEEK



RB ALFRED BLUE

- Needs one rushing touchdown to tie **David Carr** (eight) for the eighth-most career rushing touchdowns in franchise history
- Needs four receptions to match his career high (15) for receptions in a single season

DE/OLB JADEVEON CLOWNEY

- Needs one forced fumble to tie for the ninth-most career forced fumbles in Texans history (five)
- Needs one fumble recovery to tie **Morlon Greenwood** (five) for the fourth-most career fumble recoveries in Texans history



ILB ZACH CUNNINGHAM

- Needs 10 total tackles to become the first Texans player to record double digit tackles in four consecutive games since **DeMeco Ryans** in Weeks 12-15 of the 2006 season
- Needs 10 total tackles to pass **Brian Cushing** (69) for the second-most total tackles through eight games in a single season in franchise history

WR WILL FULLER V

- Needs one touchdown reception to tie **Joel Dreessen** (13) for the seventh-most career receiving touchdowns in Texans history and two to tie **Arian Foster** (14) for the sixth-most in team history
- Needs one reception to extend his streak to 31 consecutive games with a reception to start his career, which is the third-longest streak in franchise history behind only **DeAndre Hopkins** (86) and **Andre Johnson** (35)




S ANDRE HAL

- Needs one interception to pass S **Quintin Demps** (six) for the sixth-most career interceptions in franchise history
- Needs one interception to notch his 10th career interception

WR DEANDRE HOPKINS

- Needs 50 receiving yards to extend his streak to 17 consecutive games with 50-or-more receiving yards and tie **Antonio Freeman**, **Cris Carter** and **Herman Moore** for the sixth-longest streak in NFL history. His current 16-game streak is the longest active streak in the NFL
- Needs one reception to extend his streak to 87 consecutive games with a reception to start his career, which is the longest streak in franchise history to start a career, the longest active streak in the NFL to start a career and would tie Steelers WR **Santonio Holmes** for the ninth-longest streak of games with a reception to start a career in the Super Bowl era
- Needs one reception to extend the third-longest streak in team history with at least one reception to 87 games, trailing **Andre Johnson** (133 games from 2005-14) and **Owen Daniels** (88 straight games from 2006-13)



S KAREEM JACKSON

- Needs one forced fumble to tie **Dunta Robinson**, **DeMeco Ryans** and **Jamie Sharper** (six) for the sixth-most career forced fumbles in franchise history
- Needs one tackle for loss to tie his single-season career high (four)
- Needs one pass defended to reach 80 career passes defended

WHAT TO LOOK FOR THIS WEEK

CB JOHNATHAN JOSEPH

- Needs one pass defended to pass **Ray Buchanan** (176) for the ninth-most passes defended in NFL history
- Needs one interception to tie **Kareem Jackson** (16) for the most career interceptions in Texans history
- Needs one forced fumble to tie for the sixth-most career forced fumbles in franchise history (six)
- Needs to appear in the game to pass **Chris Myers** (112) for the seventh-most career games played in team history



S TYRANN MATHIEU

- Needs 1.0 sack to record at least 1.0 sack in back-to-back games for the first time in his career and set a career high for sacks in a season
- Needs one interception to record interceptions in back-to-back games for the first time in his career



OLB WHITNEY MERCILUS

- Needs 0.5 sack to reach 40.0 career sacks (2012-18)
- Needs one forced fumble to pass **Brian Cushing** (nine) for the third-most career forced fumbles in franchise history



RB LAMAR MILLER

- Needs 100 yards rushing to become the first Texans running back to rush for more than 100 yards in back-to-back games since **Arian Foster** in Weeks 7-8 of the 2014 season
- Needs 100 yards rushing to tie **Ben Tate** (six) for the third-most career games with 100 yards rushing in Texans history



QB DESHAUN WATSON

- Needs 375 yards passing and 40 yards rushing to pass **Steve Young** (three) for the most career games of at least 375 yards passing and 40 yards rushing in NFL history
- Needs three touchdown passes to tie **Dan Marino** (32) for the second-most passing touchdowns through a player's first 15 career games in NFL history
- Needs 282 yards passing to pass **Kurt Warner** (3,917) for the third-most passing yards through a player's first 15 career games in NFL history



DE J.J. WATT

- Needs one forced fumble to record his 20th career forced fumble and break his own franchise record (four) for the most forced fumbles in a single season
- Needs one pass defended to pass **Robert Porcher**, **Wayne Martin** and **Tony Brackens** (48) for the seventh-most passes defended by a defensive lineman in NFL history



A WIN AGAINST MIAMI WOULD...

- Improve the Texans' all-time record against the Dolphins to 8-1 overall and 5-0 at home
- Improve Head Coach Bill O'Brien's record against the Dolphins to 1-1 overall and 1-0 at home
- Give Houston its first win against Miami since Week 1 of the 2012 season
- Improve the Texans record to 2-1 against the AFC East this season



- Give the Texans their 118th victory as a franchise (regular season and postseason combined) and 115th regular season victory
- Improve Head Coach Bill O'Brien's overall career regular season record to 36-36
- Improve Houston's all-time home record to 69-63 in the regular season
- The following players will be looking to make their 2018 season debut with the Texans: DE Carlos Watkins

2018 TEXANS REGULAR SEASON OFFENSIVE STATISTICS

HOUSTON TEXANS / REGULAR SEASON WEEK 7 / THROUGH SUNDAY, OCTOBER 21, 2018

WON 4, LOST 3				BILL O'BRIEN (7 GAMES)	
09/09	L	20-27	at New England	65,878	
09/16	L	17-20	at Tennessee	62,372	
09/23	L	22-27	N.Y. Giants	71,838	
09/30	W	37-34	at Indianapolis	57,716	
10/07	W	19-16	Dallas	72,008	
10/14	W	20-13	Buffalo	71,638	
10/21	W	20-7	at Jacksonville	66,534	

2018 TEAM STATISTICS			HOU	OPP.
TOTAL FIRST DOWNS				
			148	128
Rushing			38	33
Passing			96	89
Penalty			14	6
3rd Down: Made/Att			36/94	45/107
3rd Down Pct.			38.3%	42.1%
4th Down: Made/Att			3/5	4/6
4th Down Pct.			60.0%	66.7%
POSSESSION AVG.				
			30:54	31:43
TOTAL NET YARDS				
			2,605	2,309
Avg. Per Game			372.1	329.9
Total Plays			474	458
Avg. Per Play			5.5	5.0
NET YARDS RUSHING				
			796	645
Avg. Per Game			113.7	92.1
Total Rushes			206	187
NET YARDS PASSING				
			1,809	1,664
Avg. Per Game			258.4	237.7
Sacked/Yards Lost			26/128	19/135
Gross Yards			1,937	1,799
Att./Completions			242/152	252/167
Completion Pct.			62.8%	66.3%
Had Intercepted			7	6
PUNTS/AVERAGE				
			32/43.6	36/47.1
NET PUNTING AVG.				
			39.3	40.3
PENALTIES/YARDS				
			51/346	48/402
FUMBLES/BALL LOST				
			11/4	14/7
TOUCHDOWNS				
			15	15
Rushing			3	1
Passing			10	14
Returns			2	0

SCORE BY PERIODS									
	Q1	Q2	Q3	Q4	OT	PTS			
Texans	33	40	30	43	9	155			
OPPONENTS	41	30	30	40	3	144			
SCORING									
	TD	RU	PA	RT	K-PAT	FG	2PT	S	PTS
K. Fairbairn	0	0	0	0	14/14	17/20	0	0	65
D. Hopkins	4	0	4	0	0/0	0/0	0	0	24
W. Fuller V	3	0	3	0	0/0	0/0	0	0	18
L. Miller	2	1	1	0	0/0	0/0	0	0	12
A. Blue	1	1	0	0	0/0	0/0	0	0	6
J. Clowney	1	0	0	1	0/0	0/0	0	0	6
K. Coutee	1	0	1	0	0/0	0/0	0	0	6
B. Ellington	1	0	1	0	0/0	0/0	0	0	6
J. Joseph	1	0	0	1	0/0	0/0	0	0	6
D. Watson	1	1	0	0	0/0	0/0	0	0	6
TEXANS	15	3	10	2	14/14	17/20	0	0	155
OPPONENTS	15	1	14	0	13/13	13/13	1	0	144

SACKS: J. Watt 7.0, J. Clowney 4.5, D. Reader 2.0, B. McKinney 1.5, T. Mathieu 1.0, A. Blackson 1.0, W. Mercilus 1.0, D. Ejirofor 1.0, **TM** 19.0, **OPP** 26.0 **FUM/LOST:** D. Watson 7/2, D. Hopkins 1/1, L. Miller 1/1, T. Ervin 1/0, N. Martin 1/0

PASSING	ATT	CMP	YDS	CMP%	YDS/ATT	TD	TD%	INT	INT%	LONG	SACK/	LOST	RATING
D. Watson	241	152	1,937	63.1	8.0	10	4.1	7	2.9	49	26/	128	89.9
D. Hopkins	1	0	0	0.0	0.0	0	0.0	0	0.0	0	0/	0	39.6
TEXANS	242	152	1,937	62.8	8.0	10	4.1	7	2.9	49	26/	128	89.5
OPPONENTS	252	167	1,799	66.3	7.1	14	5.6	6	2.4	66T	19/	135	95.7

RUSHING	NO.	YDS	AVG	LONG	TD
L. Miller	95	371	3.9	31	1
D. Watson	43	216	5.0	18	1
A. Blue	64	216	3.4	17	1
K. Coutee	3	0	0.0	3	0
D. Hopkins	1	-7	-7.0	-7	0
TEXANS	206	796	3.9	31	3
OPPONENTS	187	645	3.4	24	1

RECEIVING	TAR	NO.	YDS	AVG	LONG	TD
D. Hopkins	71	47	707	15.0	49	4
W. Fuller V	39	27	379	14.0	39t	3
K. Coutee	30	21	196	9.3	22	1
R. Griffin	25	10	140	14.0	32	0
A. Blue	15	11	94	8.5	28	0
B. Ellington	12	8	92	11.5	23	1
J. Thomas	9	4	91	22.8	39	0
J. Akins	11	9	89	9.9	18	0
L. Miller	16	11	78	7.1	16	1
T. Ervin	2	2	31	15.5	19	0
V. Smith	4	1	28	28.0	28	0
S. Coates Jr.	2	1	12	12.0	12	0
TEXANS	236	152	1,937	12.7	49	10
OPPONENTS	244	167	1,799	10.8	66T	14

INTERCEPTIONS	NO.	YDS	AVG	LONG	TD
K. Jackson	2	24	12.0	13	0
T. Mathieu	2	2	1.0	2	0
J. Joseph	1	28	28.0	28t	1
J. Reid	1	6	6.0	6	0
TEXANS	6	60	10.0	28T	1
OPPONENTS	7	17	2.4	15	0

PUNTING	NO.	YDS	AVG	NET	TB	IN	LG	B
T. Daniel	32	1,396	43.6	39.3	3	17	61	0
TEXANS	32	1,396	43.6	39.3	3	17	61	0
OPPONENTS	36	1,697	47.1	40.3	3	11	62	1

PUNT RETURNS	RET	FC	YDS	AVG	LONG	TD
T. Ervin	18	4	146	8.1	27	0
TEXANS	18	4	146	8.1	27	0
OPPONENTS	11	11	78	7.1	22	0

KICKOFF RETURNS	NO.	YDS	AVG	LONG	TD
T. Ervin	10	253	25.3	36	0
A. Blue	1	13	13.0	13	0
TEXANS	11	266	24.2	36	0
OPPONENTS	10	144	14.4	21	0

FIELD GOALS	1-19	20-29	30-39	40-49	50+
K. Fairbairn	1/1	6/6	5/5	4/5	1/3
TEXANS	1/1	6/6	5/5	4/5	1/3
OPPONENTS	0/0	2/2	4/4	6/6	1/1

K. Fairbairn (42G, 36G) (54SH, 34G) (23G, 28G, 54G) (40G, 59WR, 29G, 37G) (48WL, 20G, 21G, 19G, 36G) (33G, 27G) (44G, 48G)
OPP: (39G, 35G) (42G, 31G) (44G, 30G) (42G, 44G) (27G, 43G, 48G) (23G, 52G) (-)
 2-Pt Conv: TM 0-1 **OPP** 1-2

2018 TEXANS REGULAR SEASON DEFENSIVE STATISTICS

2018 REGULAR SEASON HOUSTON TEXANS DEFENSIVE STATS
(THROUGH WEEK 7)

PLAYER	SOLO	ASST.	TOTAL	TFL	SACKS/YDS.	QBH	FR	FF	INT./YDS.	PD
Cunningham, Zach	44	16	60	2	0.0/0	1	0	1	0/0	3
McKinney, Benardrick	33	18	51	3	1.5/8	4	0	0	0/0	0
Mathieu, Tyrann	32	7	39	2	1.0/4	1	1	0	2/2	5
Jackson, Kareem	30	8	38	3	0.0/0	0	1	2	2/24	8
Joseph, Johnathan	28	6	34	0	0.0/0	0	0	0	1/28	8
Reid, Justin	25	4	29	0	0.0/0	1	0	0	1/6	3
Watt, J.J.	20	6	26	8	7.0/53	12	0	4	0/0	1
Clowney, Jadeveon	18	2	20	9	4.5/36	10	2	0	0/0	0
Colvin, Aaron	13	5	18	0	0.0/0	0	0	0	0/0	0
Reader, D.J.	13	5	18	3	2.0/10	3	0	0	0/0	0
Mercilus, Whitney	8	9	17	2	1.0/10	5	0	2	0/0	0
Wright, Shareece	11	2	13	0	0.0/0	0	0	0	0/0	2
Blackson, Angelo	8	4	12	1	1.0/7	2	0	0	0/0	2
Dunn, Brandon	6	4	10	2	0.0/0	0	0	0	0/0	0
Cole, Dylan	9	0	9	0	0.0/0	0	0	0	0/0	1
Ejiofor, Duke	5	2	7	1	1.0/8	2	1	0	0/0	1
Johnson, Kevin	1	3	4	0	0.0/0	0	0	0	0/0	0
Covington, Christian	0	3	3	0	0.0/0	0	0	0	0/0	0
Scarlett, Brennan	3	0	3	0	0.0/0	0	0	0	0/0	0
Heath, Joel	2	0	2	0	0.0/0	0	0	0	0/0	0
Hal, Andre	1	0	1	0	0.0/0	0	0	0	0/0	0
Webster, Kayvon	1	0	1	0	0.0/0	0	0	0	0/0	0
Hopkins, DeAndre	0	0	0	0	0.0/0	0	0	0	0/0	1
TEXANS TOTALS	311	104	415	36	19.0/136	41	5	9	6/60	35
OPP. TOTALS	295	151	446	40	26.0/130	71	4	6	7/17	29

Asst.=Tackle Asst-Assist Total=Combined TFL=Tackle for a Loss QBH=Quarterback Hit Int=Interception PD=Pass Defense FF=Forced Fumble FR=Fumble Recovery

2018 REGULAR SEASON TEXANS SPECIAL TEAMS			
PLAYER	TKIS.	ASST.	TOTAL
Scarlett, Brennan	3	1	4
Howell, Buddy	2	1	3
Kalambayi, Peter	3	0	3
Moore, A.J.	1	2	3
Adams, Tyrell	1	1	2
Bademosi, Johnson	2	0	2
Webb III, Joe	2	0	2
Blue, Alfred	1	0	1
Cunningham, Zach	0	1	1
Peters, Brian	0	1	1
Reid, Justin	1	0	1
TOTALS	16	7	23

DEFENSIVE STATS BY RANK									
SACKS		INTERCEPTIONS		TACKLES FOR LOSS		PASSES DEFENSED		QUARTERBACK HITS	
PLAYER	NO.	PLAYER	NO.	PLAYER	NO.	PLAYER	NO.	PLAYER	NO.
J. Watt	7.0	K. Jackson	2	J. Clowney	9	J. Joseph	8	J. Watt	12
J. Clowney	4.5	T. Mathieu	2	J. Watt	8	K. Jackson	8	J. Clowney	10
D. Reader	2.0	J. Joseph	1	B. McKinney	3	T. Mathieu	5	W. Mercilus	5
B. McKinney	1.5	J. Reid	1	D. Reader	3	J. Reid	3	B. McKinney	4
A. Blackson	1.0			K. Jackson	3	Z. Cunningham	3	D. Reader	3
D. Ejiofor	1.0			B. Dunn	2	A. Blackson	2	A. Blackson	2
T. Mathieu	1.0			T. Mathieu	2	S. Wright	2	D. Ejiofor	2
W. Mercilus	1.0			W. Mercilus	2	D. Cole	1	J. Reid	1
				Z. Cunningham	2	D. Ejiofor	1	T. Mathieu	1
				A. Blackson	1	D. Hopkins	1	Z. Cunningham	1
				D. Ejiofor	1	J. Watt	1		

2018 TEAM NOTES

CAGING THE JAGUARS

The Texans put together their best defensive performance of the season in a 20-7 win at Jacksonville in Week 7. Houston shut out the Jaguars in the first half, which marked the second week in a row Houston hasn't allowed a point to their opponent in the first half (Week 6 vs. Buffalo). It also marked the first time Houston shut out their opponents in the first half of back-to-back games since Weeks 15-16 of 2004 when they accomplished the feat in Week 15 at Chicago and Week 16 at Jacksonville.

In Week 7, the Texans forced the most forced fumbles (three) in a game since forcing four in Week 3 of the 2017 season at New England. Houston also held the Jaguars to 259 total net yards (70 rushing and 189 passing) and just 15 first downs (four rushing, 11 passing).

The Texans have won four games in a row for the first time since Weeks 8-12 of the 2015 season. They earned their seventh win in the last nine meetings with Jacksonville and their first win against the Jaguars since Week 15 of the 2016 season. Houston is now 20-13 all-time against the Jaguars, including 7-2 under Head Coach **Bill O'Brien** (2014-18).

HOLDING ON TO HALFTIME LEADS

Under Head Coach **Bill O'Brien** (2014-18), the Texans are 25-1 when leading at halftime of a regular season game. Houston's 96.15 win percentage when leading at halftime is the best in the NFL over that span.

BEST WINNING PERCENTAGE WHEN LEADING AT HALFTIME SINCE 2014

Rk/Team	Games	Record	Win %
1. Houston	26	25-1	96.15
2. New England	51	48-3	94.12
3. Denver	36	33-3	91.67
4. Green Bay	35	31-3-1	90.00
5. Seattle	36	32-4	88.89

TURNOVER DIFFERENTIAL

Since 2015, the Texans have won 15-of-16 games in which they had a positive turnover differential. Houston's 93.75 win percentage in those games is fourth-best in the league over that span.

WIN % IN GAMES WITH POSITIVE T.O. DIFFERENTIAL, SINCE 2015

Rank	Team	G	Tm Win %
1	Carolina Panthers	27	96.30
2	Arizona Cardinals	18	94.44
3	Denver Broncos	17	94.12
4	Houston Texans	16	93.75
5	Los Angeles Chargers	14	92.86

YARD WORK

Through Week 7, the Texans have gained 2,605 total net yards on offense, which ranks sixth in the AFC and ninth in the NFL. It's also the fourth-most total net yards the Texans have gained through Week 7 in team history. Houston's total net yards in the first five games (2,117) marked the most total net yards through Week 5 in franchise history.

The Texans gained 462 total net yards (88 rushing and 374 passing) on 76 offensive plays (6.1 avg.) in Week 5 vs. Dallas, which marked the first time in franchise history the Texans have gained at least 420 yards on offense in four consecutive game (Weeks 2-5). The Texans also recorded 251 total net yards in the first half, which marked the most recorded in the first half of a game for Houston since Week 8 of 2017 at Seattle (281).

The Texans compiled 437 total net yards (148 rushing and 289 passing) in Week 2, 427 total net yards (59 rushing and 368 passing) in Week 3 and 466 total net yards (119 rushing and 347 passing) in Week 4. Houston's Week 2 output marked the most total net yards gained in a game since Week 8 of 2017 at Seattle (509) and the Texans' 368 net passing yards in Week 3 marked the most since Week 4 of 2015 at Atlanta (374).



HAL ABOUT THAT

In Week 7 at Jacksonville, Texans S **Andre Hal** started and made his 2018 season debut following his battle with Hodgkin's Lymphoma. Hal was activated off the Non-Football Illness list the day before the game (Oct. 20) after re-joining the team for his first practice on Oct. 17.

The Texans announced that Hal's Hodgkin's Lymphoma was in remission on Sept. 26. He received a preliminary diagnosis by team physician Dr. James Muntz at Houston Methodist Hospital in May. The team placed Hal on the Reserve/Non-Football Illness list on Sept. 1.

'SEEL' OF APPROVAL

Under new Special Teams Coordinator **Brad Seely** and Special Teams Assistant **Tracy Smith**, the Texans have made a big leap in numerous categories in 2018 compared to 2017.

Houston leads the NFL in starting field position, with an average starting field position of the 32.5 yard line, and leads the league in opponent starting field position, with an opponent average starting field position of 25.1. Additionally, the Texans have forced their opponents to start inside their own 10-yard line on 19.1 percent (16-of-84) of their offensive drives, which is the best percentage in the NFL.

Houston also leads the NFL in opponent kickoff return average (14.4) and ranks in the top half of the league in opponent punt return average (7.1), team kick return average (24.2) and team punt return average (8.1).

TEXANS ON SPECIAL TEAMS IN 2017 VS. 2018

Category	2017 (NFL Rk)	2018 (NFL Rk)
Kickoff Return Avg.	20.7 (21st)	24.2 (10th)
Opp. Kickoff Return Avg.	20.3 (11th)	14.4 (1st)
Punt Return Avg.	8.5 (17th)	8.1 (14th)
Opp. Punt Return Avg.	12.4 (32nd)	7.1 (13th)
Starting Field Position	25.2 (32nd)	32.5 (1st)
Opp. Starting Field Position	29.7 (26th)	25.1 (1st)

BUILDING A WALL

The Texans rank second in the NFL and first in the AFC in opponent rushing average this season, allowing just 3.45 yards per carry. Houston has allowed 645 rushing yards on 187 rushing attempts in 2018 and hasn't allowed a 100-yard rusher all season.

The Texans have also only allowed one rushing touchdown this season, which ranks second in the NFL and first in the AFC. The Bears lead the NFL by having not allowed a rushing touchdown in 2018.

OPPONENT RUSHING AVERAGE IN NFL IN 2018

Team	G	Att	Yds	Avg	Lg	TD
1. New Orleans	6	139	434	3.12	28	6
2. Houston	7	187	645	3.45	24	1
3. Dallas	7	189	674	3.57	32	4
4. Minnesota	7	168	628	3.74	16	4
5. Baltimore	7	166	631	3.80	35t	3

2018 TEAM NOTES

SPECIAL PERFORMANCES

In Week 6 vs. the Bills, the Texans made multiple key plays on special teams that helped lead to their third consecutive victory. Houston blocked a punt by Bills P **Corey Bojorquez** in the second quarter, which marked the first blocked punt for the Texans since RB **Alfred Blue** blocked a punt in Week 1 of the 2014 season vs. Washington. The punt was blocked by ILB **Tyrell Adams** and recovered by OLB **Brennan Scarlett**.

Adams also recorded his first two special teams tackles of the season and now has five special teams tackles in his NFL career.

Scarlett had a huge game on special teams for Houston as well. He recovered the blocked punt at the Buffalo 35-yard line and returned it 14 yards to the Buffalo 21-yard line. He also recorded the first fumble recovery of his NFL career at the Buffalo 29-yard line after Bills WR **Ray-Ray McCloud III** muffed a punt by Texans P **Trevor Daniel** in the first quarter. Additionally, Scarlett tallied one special teams tackles, which marked his second of the season and eighth of his NFL career. Houston hit a field goal four plays after Scarlett recovered the blocked punt and scored a touchdown five plays after the fumble recovery on the muffed punt.

Texans RB **Buddy Howell** was also a contributor on special teams in Week 6. He recorded two special teams tackles and a forced fumble. Howell forced a fumble on McCloud on the opening kickoff of the game that was recovered by Buffalo.

KEY PLAYS ON D

In Week 6 vs. Buffalo, Houston put together a terrific defensive performance to lead to their 20-13 victory over the Bills. The Texans sealed the win on a 28-yard interception returned for a touchdown by CB **Johnathan Joseph** off Bills QB **Nathan Peterman** with 1:23 left in the game to give Houston a 20-13 lead after K **Ka'imi Fairbairn** made the extra point.

For the game, the Texans held the Bills to 229 total net yards (100 rushing and 129 passing) and 12 first downs (four rushing, eight passing). Houston allowed just 13 points to the Bills and shut out Buffalo in the first half, marking the first time the Texans haven't allowed any points to an opponent in the first half since Week 16 of the 2015 season at Tennessee. Houston followed up that performance with a second consecutive first half shut out against Jacksonville in Week 7.

The Texans improved their all-time record against the Bills to 5-4 (3-2 at home) and earned their first win against Buffalo since Week 4 of the 2014 season. Houston also improved their record against the Bills to 2-1 overall and 2-0 at home under Head Coach **Bill O'Brien**.

THE MEN IN THE MIDDLE

In Houston's Week 6 victory over the Bills, Texans ILB **Zach Cunningham** and ILB **Benardrick McKinney** led the way on defense with two dynamic performances.

Cunningham led the team with a career-high 13 total tackles (nine solo). His 13 total tackles are the most recorded by a Texans player since McKinney (16) in Week 3 of the 2016 season at New England.

McKinney finished second on the team in Week 6 with 11 total tackles (six solo) and tallied 1.0 sack, two quarterback hits and one tackle for loss. He recorded the most total tackles he's had in a game since Week 1 of the 2017 season vs. Jacksonville (11). He also notched 11 total tackles and 1.0 sack in a game for a fourth time in his career, which passes **DeMeco Ryans** and **Jamie Sharper** (three) for the most games with at least 11 total tackles and 1.0 sack in franchise history.

Cunningham (13) and McKinney (11) combined for the most total tackles by a pair of Texans since Week 3 of the 2010 season vs. Dallas when **Bernard Pollard** (15) and **DeMeco Ryans** (10) combined for 25 total tackles. It also marked the first time the Texans had two players with 11-or-more total tackles since Week 4 of the 2010 season at Oakland when Ryans (11) and Pollard (11) accomplished the feat.

THREE-HEADED MONSTER

The Texans have had three different players (WR **DeAndre Hopkins**, WR **Will Fuller V** and WR **Keke Coutee**) record at least one 100-yard receiving game in a season for the first time since 2013. It also marked the first time it has occurred in the first four weeks of a season in team history.

In addition, the six individual performances of 100-plus receiving yards in a game, Hopkins (three), Fuller (two) and Coutee (one) were the most the Texans have ever had in the first five weeks of a season.

In Week 4 at Indianapolis, Houston had two receivers, Hopkins (169) and Coutee (109), each compile more than 100 receiving yards. It marked the second game this season where two receivers each had more than 100 receiving yards. In Week 2, Hopkins (110) and Fuller (113) accomplished the feat for the third time together (Week 8 of 2017 and Week 2 of 2016).

This season marks the first time since 2011 and only the second time in franchise history that the Texans have had multiple games where two receivers compiled more than 100 yards in the same game in one season. WR **Andre Johnson** (128) and TE **James Casey** (126) did it in Week 3 of 2011 and then TE **Joel Dreessen** (112) and RB **Arian Foster** (116) accomplished the feat in Week 5 of 2011. Hopkins (10) and Coutee (11) also became the third pair of receivers in Texans history to each record 10-plus receptions in a game, joining Johnson (12) and **Kevin Walter** (11) in 2010 and Johnson (10) and **Eric Moulds** (10) in 2006.

Additionally, over the last two seasons (2017-18), Hopkins (17) and Fuller (10) lead the NFL in touchdown receptions by a pair of teammates (27).

GET OFF THE FIELD

Since 2014, the Texans are second in the NFL in third-down defense with a 34.9 opponent third-down percentage.

In Week 5, Houston held the Cowboys to 4-of-14 on third down attempts (29%). In Week 1 at New England, the Texans also held the Patriots to 4-of-14 (29%) on third down. In Week 2 at Tennessee, the Titans were just 5-of-15 (33%) on third down.

In 2017, Houston ranked fifth at 35.3 percent, which was also the fifth-lowest mark in team history. In 2016, Houston finished 11th in the NFL (38.5%) in third-down percentage allowed. In 2015, Houston led the NFL in third-down defense with a 28.5 percentage, which was the lowest single-season mark in franchise history. In 2014, Houston ranked third in the NFL allowing 33.9 percent of third down attempts.

LOWEST OPP. 3RD DOWN PERCENTAGE, SINCE 2014

Rk	Team	Conv.	Att.	Pct.
1	Minnesota Vikings	310	908	34.1
2	Houston Texans	333	953	34.9
3	Denver Broncos	351	991	35.4
4	Seattle Seahawks	333	901	37.0
5	Baltimore Ravens	360	970	37.1

RUNNING START

The Texans have rushed for 796 yards through their first seven games of the 2018 season and currently rank seventh in the AFC in rushing yards. RB **Lamar Miller** (371), QB **Deshaun Watson** (216) and RB **Alfred Blue** (216) have each recorded over 200 rushing yards, which marks the second time in team history and second consecutive season that the Texans have three players with at least 200 rushing yards each through Week 7.

The Texans had 315 rushing yards in Weeks 1-2, which tied for the most rushing yards gained in Weeks 1-2 in franchise history (2010). The Texans also had three players (Miller, Watson and Blue) each record more than 30 yards rushing in Weeks 1-2. This marks the first time the Texans had three players run for 30-or-more yards in back-to-back games since Weeks 10-11 of 2006 (**David Carr**, **Samkon Gado** and **Wali Lundi**).

2018 TEAM NOTES

90 AND 99

In Houston's Week 4 win at Indianapolis, Texans DE **J.J. Watt**, who won AFC Defensive Player of the Month for September, and DE/OLB **Jadeveon Clowney**, who won AFC Defensive Player of the Week for Week 4, became the first pair of teammates to combine for more than 4.0 sacks, five tackles for loss, five quarterback hits and a fumble recovery for touchdown in the same game since at least 2008, when tackles for loss first began being tracked by the NFL.

Watt finished the game with four total tackles (four solo), 2.0 sacks, one tackle for loss, two quarterback hits and two forced fumbles while Clowney recorded four total tackles (four solo), 2.0 sacks, four quarterback hits, four tackle for loss and one fumble recovery for a touchdown.

PEER PRESSURE

The Texans have had five different players record at least 2.0 sacks and four tackles for loss in a single game in franchise history: DE **J.J. Watt**, DE/OLB **Jadeveon Clowney**, OLB **Whitney Mercilus**, OLB **Connor Barwin** and DE **Mario Williams**. That is tied with the Los Angeles Rams for the most players on one team to accomplish the feat since tackles for loss became an official NFL statistic.

Clowney is the only player to record 2.0 sacks, four tackles for loss and one fumble recovery returned for a touchdown in a single game since tackles for loss became an official NFL statistic and he has accomplished the feat twice (Week 3 of 2017 at NE & Week 4 of 2018 at IND).

Watt has recorded 2.0 sacks and four tackles for loss in a single game eight times in his career, which is the most by any player since tackles for loss became an official NFL statistic. **DeMarcus Ware** is second with four.

EQUAL OPPORTUNITY EMPLOYER

P **Trevor Daniel** (Tennessee) and WR **Vyncint Smith** (Limestone) made the Texans' 53-man roster coming out of training camp this season after Houston signed them as college free agents following the 2018 NFL Draft.

This marks the sixth straight year, dating back to 2013, that Houston has had at least one undrafted rookie from the same year's draft earn a spot on the Week 1 active roster. Below is a list of those 14 players over the past six seasons. Seven of the 14 players are still on the current Texans roster.

UNDRAFTED ROOKIES ON TEXANS WEEK 1 ROSTER, SINCE 2013

2018 (2)- P Trevor Daniel*, WR Vyncint Smith*

2017 (1)- ILB Dylan Cole*

2016 (3)- TE Stephen Anderson, DE Joel Heath*, OLB Brennan Scarlett*

2015 (3)- T Kendall Lamm*, C/G Greg Mancz*, OLB Carlos Thompson

2014 (1)- OLB Jason Ankrum

2013 (4)- CB A.J. Bouye, OLB Willie Jefferson, ILB Justin Tuggle, RB Cierre Wood

*indicates still on Texans roster

KEEPING THE CORE

The Texans have continued to make changes and improvements to their roster every offseason since Head Coach **Bill O'Brien** arrived in 2014. In fact, only 10 players are on the 53-man roster that were a part of the team in 2014: RB **Alfred Blue**, DE/OLB **Jadeveon Clowney**, TE **Ryan Griffin**, S **Andre Hal**, WR **DeAndre Hopkins**, S **Kareem Jackson**, CB **Johnathan Joseph**, OLB **Whitney Mercilus**, DE **J.J. Watt** and LS **Jon Weeks**.

Houston has 24 players on the active roster that are new to the team in 2018, including 17 players acquired via free agency or the waiver wire and seven rookies from the 2018 NFL Draft.

TEXANS ROSTER QUICK FACTS

Oldest: QB **Brandon Weeden** (born 10/14/83) – age 34
Youngest: S **Justin Reid** (born 2/15/97) – age 21

Tallest: T **Julién Davenport** (6-7)
Shortest: S **Tyrann Mathieu** (5-9)

Heaviest: NT **D.J. Reader** (347 lbs)
Lightest: RB **Tyler Ervin** (182 lbs)

Most NFL Seasons: CB **Johnathan Joseph** (13)

State that produced the most Texans: Georgia, Florida, Mississippi, North Carolina, Ohio, South Carolina – 4 each

College that produced the most Texans: Clemson and Stanford – 4. Clemson (QB **Deshaun Watson**, WR **DeAndre Hopkins**, NT **D.J. Reader** and DE **Carlos Watkins**) and Stanford (CB **Johnson Bademosi**, OLB **Brennan Scarlett**, S **Justin Reid** and OLB **Peter Kalambayi**)

Former 1st round picks: 9 – CB **Johnathan Joseph** (Bengals 2006), S **Kareem Jackson** (Texans 2010), DE **J.J. Watt** (Texans 2011), OLB **Whitney Mercilus** (Texans 2012), QB **Brandon Weeden** (Browns 2012), WR **DeAndre Hopkins** (Texans 2013), DE/OLB **Jadeveon Clowney** (Texans 2014), WR **Will Fuller V** (Texans 2016) and QB **Deshaun Watson** (Texans 2017)

Pro Bowlers: 6 – CB **Johnathan Joseph** (2011-12 with Texans), DE **J.J. Watt** (2012-15 with Texans), WR **DeAndre Hopkins** (2015, 2017 with Texans), S **Tyrann Mathieu** (2015 with Cardinals), LS **Jon Weeks** (2015 with Texans) and DE/OLB **Jadeveon Clowney** (2016-17 with Texans)

Texans with NCAA Championships: QB **Deshaun Watson** (Clemson 2016), DE **Carlos Watkins** (Clemson 2016) and S **Kareem Jackson** (Alabama 2009)

Texans with relatives that also play professional sports: T **Julién Davenport** (cousin of NBA's Michael Kidd-Gilchrist), C **Nick Martin** (brother Zack is a three-time All-Pro selection, two-time Pro Bowl guard for the Dallas Cowboys), S **Justin Reid** (brother Eric is a safety for the Carolina Panthers), DE **J.J. Watt** (brother Derek is a fullback for the Los Angeles Chargers and brother T.J. is an outside linebacker for the Pittsburgh Steelers)

Texans who played other sports in college: CB **Johnson Bademosi** (track at Stanford), WR **DeAndre Hopkins** (basketball at Clemson), NT **D.J. Reader** (baseball at Clemson) and QB **Brandon Weeden** (golf at Oklahoma State)

FIRST-ROUND FACTORS

The Texans are the only team in the NFL with every first round pick since 2010 still on its roster. Houston's first-round draft picks over that span have made immediate impacts, with all but two playing in 14-or-more games as a rookie.

TEXANS FIRST-ROUND DRAFT PICKS, Rookie Year GP/GS

Year	Pk	Player	GP	GS
2010	20	Kareem Jackson, CB/S	16	16
2011	11	J.J. Watt, DE	16	16
2012	26	Whitney Mercilus, OLB	16	4
2013	27	DeAndre Hopkins, WR	16	16
2014	1	Jadeveon Clowney, DE/OLB	4	4
2015	16	Kevin Johnson, CB	16	10
2016	21	Will Fuller V, WR	14	13
2017	12	Deshaun Watson, QB	7	6

JADEVEON CLOWNEY NOTES

JACKING UP THE JAGS

In Week 7 at Jacksonville, DE/OLB **Jadeveon Clowney** finished with seven solo tackles, 2.0 sacks, two tackles for loss, four quarterback hits and one fumble recovery. He became the third player this season with at least seven tackles, two tackles for loss, 2.0 sacks, four quarterback hits and one fumble recovery in a game. Since 2014, the only players with this stat line are Clowney (Week 7, 2018), **J.J. Watt** (Week 6, 2014 & Week 17, 2015), **Von Miller** (Week 1, 2018) and **Aaron Donald** (Week 7, 2018).

Clowney sacked Jaguars QB **Cody Kessler** for a loss of eight yards and again for a loss of six yards in the fourth quarter. He now has 4.5 sacks this season and 24.5 in his NFL career (2014-18). It marked his second game with multiple sacks this season (Week 4 at Indianapolis) and the fifth multi-sack game of his NFL career (2014-18).

Clowney also recovered a fumble by Jaguars QB **Blake Bortles** at the Jaguars' 36-yard line on the opening drive of the game. The fumble was forced by Texans OLB **Whitney Mercilus**. It marked Clowney's second fumble recovery of the season and the fourth of his career. He tied his single-season career high in fumble recoveries (had two in 2017) and tied **Tim Dobbins**, **C.C. Brown** and **Jamie Sharper** (four) for the fifth-most career fumble recoveries in Texans history.

Clowney has 10 quarterback hits this season and 56 in his NFL career. It marked his 15th career game with multiple quarterback hits, including three this season. Clowney also recorded his seventh games with three-or-more quarterback hits in his career and third game with four-or-more.

CLOWNEY COMIN'

DE/OLB **Jadeveon Clowney** has nine tackles for loss this season, which is tied for fourth in the NFL and leads the Texans. He now has 57 tackles for loss in his NFL career (2014-18) and 15 career games with multiple tackles for loss, including two this season.

Clowney has registered four-or-more tackles for loss in a game in each of the last three seasons (Week 5 at MIN in 2016, Week 3 at NE in 2017 and Week 4 at IND in 2018). No other player in the NFL has more than one game with four-or-more tackles for loss since 2016. Clowney has 46 total tackles for loss in that span (36 games), which ranks second in the NFL.

MOST TACKLES FOR LOSS IN THE NFL, SINCE 2016

Rk	Player	Team	Games	TFLs
1	Chandler Jones	ARI	39	49
2	Jadeveon Clowney	HOU	36	46
3	Aaron Donald	LAR	37	42
4	Cameron Jordan	NO	38	41

CLOWNEY VS. THE COLTS

The NFL named DE/OLB **Jadeveon Clowney** the AFC Defensive Player of the Week following his performance in the team's 37-34 overtime victory over the Colts in Week 4. He recorded four solo tackles, 2.0 sacks, four quarterback hits, four tackle for loss and one fumble recovery for a touchdown. He sacked QB **Andrew Luck** for a loss of nine yards in the second quarter and again for a loss of 10 yards on a critical play late in overtime.

Clowney is the only player to record at least 2.0 sacks, four tackles for loss and one fumble recovery returned for a touchdown in a game since tackles for loss became an official NFL statistic. Not only that, he has accomplished the feat twice in his career (Week 3 of 2017). He recovered a fumble by Colts C **Ryan Kelly** in the endzone for his second career touchdown and became the first player in team history to record multiple games with at least 1.0 sack and a fumble recovery returned for a touchdown.

Clowney tied his single-game career high in sacks, quarterback hits, tackles for loss and fumble recoveries in the game. It marked the first time Clowney has earned Player of the Week honors in his career and the 41st time a Texan has won the award in franchise history. It is also the 15th time Houston has won AFC Defensive Player of the Week in team history and first since CB **Johnathan Joseph** in Week 6 of the 2017 season.

DOMINATING DUO

In Week 4 at Indianapolis, DE **J.J. Watt** and DE/OLB **Jadeveon Clowney** became the first pair of teammates to combine for 4.0 sacks, five tackles for loss, five quarterback hits and a fumble recovery for touchdown in the same game since tackles for loss first began being tracked by the NFL.

In Week 3 at New England last season, Clowney compiled six total tackles (six solo), 2.0 sacks, three quarterback hits, four tackles for loss and a fumble recovery that was returned for a touchdown. Only one other NFL player has had five-or-more total tackles, 2.0-or-more sacks, three-or-more tackles for loss, three-or-more quarterback hits and a fumble returned for a touchdown in the same game since all those stats became officially tracked by the NFL: Watt.

Watt accomplished the milestone in Week 6 of the 2014 season against Indianapolis when he compiled seven total tackles (four solo), 2.0 sacks, four quarterback hits, three tackles for loss and a fumble recovery for a touchdown. Watt also added three passes defended in that game.

Clowney had two games in 2017 with five-or-more total tackles, 2.0-or-more sacks and three-or-more tackles for loss (Week 3 at New England and Week 11 vs. Arizona). He was one of three players in the NFL with two such games in 2017, joining **Ezekiel Ansah** and **Chandler Jones**.

BREAKOUT SEASON

In 2017, Texans DE/OLB **Jadeveon Clowney** set single-season career highs in sacks (9.5), tackles for loss (21), quarterback hits (21), forced fumbles (two), fumble recoveries (two), total tackles (59), sack yards (67), games played (16) and games started (16). He also had two passes defended. He was named to his second career Pro Bowl (2016).

Clowney's 21 tackles for loss were the fifth-most by a Texans player in a season in franchise history. The only player with more is DE **J.J. Watt**, who had 39 in 2012, 29 in both 2014 and 2015, and 22 in 2013.

Clowney led the Texans in sacks, tackles for loss, quarterback hits and fumble recoveries while finishing fifth on the team in total tackles and tied for first in fumbles forced last season. He recorded a five-game sack streak (Weeks 8-12), which is the longest streak of his career, and recorded 2.0-or-more sacks in two games, setting a single-season career high.

20/20 VISION

Texans DE/OLB **Jadeveon Clowney** recorded 21 tackles for loss and 20 quarterback hits in 2017. He was the only player in the AFC and one of two players in the NFL with 20-or-more tackles for loss and 20-or-more quarterback hits this season, joining Cardinals OLB **Chandler Jones**.

The last AFC players with 20-or-more tackles for loss and 20-or-more quarterback hits in a season were DE **Khalil Mack** (2015) and Texans DE **J.J. Watt** who had 29 tackles for loss and 50 quarterback hits in 2015. Watt also accomplished the feat in 2012, 2013 and 2014. Watt and Clowney are the only players in franchise history to compile 20-or-more tackles for loss and 20-or-more quarterback hits in the same season.

GAME CHANGER

In 2017, DE/OLB **Jadeveon Clowney** tied for eighth in the NFL in defensive fumble recoveries with two and finished third in the NFL in fumble return yards with 71. The two fumble recoveries (Week 2 at Cincinnati and Week 3 at New England) were the first two of Clowney's NFL career.

In Week 3, Clowney returned a fumble from Patriots QB **Tom Brady** 22 yards for the first touchdown of his career. In that game, Clowney became the third player in franchise history with 2.0 sacks and a fumble return for a touchdown in a game, joining DE **Mario Williams** and DE **J.J. Watt**. Clowney also scored the first defensive touchdown by any player off a fumble by Brady since 2009. In Week 2, Clowney recovered a fumble and returned it 49 yards, which tied for the fifth-longest return in team history.

DEANDRE HOPKINS NOTES

DOMINANT DEANDRE



HOPKINS

This season, WR **DeAndre Hopkins** has compiled 47 receptions for 707 yards (15.0 avg.) and four touchdowns.

In Week 7 at Jacksonville, Hopkins recorded 50 receiving yards on three receptions (16.7 avg.) and one touchdown. He caught a 10-yard touchdown pass from QB **Deshaun Watson** in the third quarter, which marked his fourth touchdown reception of the season and the 40th of his NFL career (2013-18). He has now caught 11 touchdowns from

Watson in 14 games played together and has five career touchdown reception against the Jaguars in 11 games played against them. Additionally, over the last two seasons (2017-18), Hopkins (17) and WR **Will Fuller V** (10) lead the NFL in touchdown receptions by a pair of teammates (27).

In Week 6 vs. Buffalo, Hopkins had a game-high 63 receiving yards on five receptions (12.6 avg.) and caught a 13-yard touchdown from Watson.

In Week 5 vs. Dallas, Hopkins finished with 151 receiving yards on nine receptions (16.8 avg.), including a key 49-yard reception in overtime to set up Houston's game-winning field goal. That marked Hopkins' second consecutive game with at least nine catches and 150 yards. Only two players in NFL history have accomplished that feat more than once: Hopkins (Weeks 4-5 of 2015; Weeks 4-5 of 2018) and **Andre Johnson** (Weeks 15-16 of 2009; Weeks 11-12 of 2012).

Hopkins registered 150-or-more yards receiving in back-to-back games for the second time in his career, joining Johnson as the only Texans players to accomplish the feat multiple times. In fact, only seven other players in NFL history have recorded back-to-back games of 150-or-more yards on multiple occasions: Johnson, **Jerry Rice**, **Torry Holt**, **Brandon Marshall**, **Steve Smith**, **James Lofton** and **Lance Alworth**.

Hopkins compiled the second-most receiving yards (320) over a two-game span in his NFL career and the most since Weeks 4-5 of the 2015 season (326). He also notched the first pass defended of his NFL career on the Cowboys' Hail Mary play as time expired in regulation.

WHERE DEANDRE HOPKINS RANKS IN 2018

Category	Hopkins	NFL RK	AFC RK	NFL Leader
Targets	71	t-6th	3rd	A. Thielen - 89
Receptions	47	t-5th	1st	A. Thielen - 67
Receiving Yards	707	3rd	1st	A. Thielen - 822
Receiving TDs	4	t-11th	t-6th	T. Hill - 7
Receiving First Downs	34	2nd	1st	A. Thielen - 43
25+ Yard Receptions	7	t-2nd	t-2nd	T. Hill - 10

50 FOR 10

WR **DeAndre Hopkins** has recorded 50-or-more receiving yards in 16 consecutive games, dating back to Week 8 of 2017. It marks the longest active streak in the NFL, the longest streak in franchise history and ties for the ninth-longest streak in NFL history. Hopkins recorded at least 60 receiving yards in 15 straight games from 10/29/17 to 10/14/18, which tied for the third-longest streak with 60 receiving yards in NFL history.

Hopkins also owns the second-longest active streak of consecutive games with 50-or-more scrimmage yards and the third-longest streak in franchise history, trailing **Domanick Williams** (21) and **Arian Foster** (17).

LONGEST ACTIVE STREAKS OF 50-OR-MORE RECEIVING YARDS

Player	Team	Streak	Date Started	Rec. Yds
DeAndre Hopkins	HOU	16	Oct 29, 2017	1,703
Tyreek Hill	KAN	11	Dec 3, 2017	1,092
Julio Jones	ATL	10	Dec 7, 2017	1,089

LONGEST ACTIVE STREAKS OF 50-OR-MORE SCRIMMAGE YARDS

Player	Team	Streak	Date Started	Scrim. Yds
Todd Gurley	LAR	24	Dec 24, 2016	3,213
DeAndre Hopkins	HOU	16	Oct 29, 2017	1,696
Tyreek Hill	KAN	14	Nov 5, 2017	1,347

HAVE A DAY, DEANDRE

In Week 4 at Indianapolis, Texans WR **DeAndre Hopkins** finished with a game-high 169 receiving yards on 10 receptions (16.9 avg.) and one touchdown. He tied for the third-most receiving yards and third-most receptions in a game in his NFL career. It also marked the most receiving yards for Hopkins since Week 8 of 2017 at Seattle (224) and most receptions since Week 14 of 2017 vs. San Francisco (11).

Hopkins is the second player in the NFL in 2018 (Saints WR **Michael Thomas** in Week 1) and the only player in the AFC to record at least 10, 150 receiving yards and one receiving touchdown in a game this season. His 10 receptions are tied for the fourth-most by an AFC player in a game this season while his 169 receiving yards tied for the third-most.

GOT A CATCH IN ALL

WR **DeAndre Hopkins** has recorded at least one reception in every game he has played in his NFL career (86 straight). Hopkins' streak of games with a reception to start his career is the longest active streak in the NFL and the 10th-longest in the Super Bowl era. Hopkins also owns the seventh-longest active reception streak in the NFL.

His streak is the longest in franchise history to start a career and the third-longest overall reception streak in Texans history, trailing **Andre Johnson** (133 games, 2005-14) and **Owen Daniels** (88 games, 2006-13).

STREAK OF GAMES WITH A RECEPTION TO START A CAREER, SUPER BOWL ERA

Rk	Player	Teams	Streak	Start	End
1	Marvin Harrison	IND	190	9/1/96	12/28/08
2	Keyshawn Johnson	NYJ, TB, DAL, CAR	167	9/1/96	12/31/06
3	Marshall Faulk	IND, STL	158	9/4/94	12/19/04
4	Jeremy Shockey	NYG, NO, CAR	136	9/5/02	1/1/12
5	Calvin Johnson	DET	135	9/9/07	1/3/16
6	Michael Crabtree	SF, OAK	120	10/25/09	11/26/17
7	Randy Moss	MIN	101	9/6/98	10/17/04
8	Kellen Winslow	CLE, TB, NE, NYJ	95	9/12/04	9/12/13
9	Santonio Holmes	PIT, NYJ	87	9/7/06	12/24/11
10	DeAndre Hopkins	HOU	86	9/9/13	Active

LONGEST ACTIVE RECEPTION STREAKS IN THE NFL

Rk	Player	Team(s)	Streak	Date Started
1	Larry Fitzgerald	ARI	216	11/7/04
2	Antonio Brown	PIT	118	10/3/10
3	Pierre Garcon	IND, WAS, SF	115	10/10/10
4	Demaryius Thomas	DEN	106	12/4/11
5	Golden Tate	DET, SEA	94	10/28/12
6	Julio Jones	ATL	92	12/4/11
7	DeAndre Hopkins	HOU	86	9/9/13
8	Delanie Walker	TEN, SF	84	11/19/12

LONGEST RECEPTION STREAKS TO START CAREER, TEXANS HISTORY

Player	Seasons	Gms
DeAndre Hopkins	2013-active	86
Andre Johnson	2003-07	35
Will Fuller V	2016-active	30

LONGEST RECEPTION STREAKS, TEXANS HISTORY

Player	Seasons	Gms
Andre Johnson	2005-14	133
Owen Daniels	2006-13	88
DeAndre Hopkins	2013-active	86

DEANDRE HOPKINS NOTES

10-4

In 14 games played with QB **Deshaun Watson**, Texans WR **DeAndre Hopkins** has compiled 92 receptions for 1,313 receiving yards (14.3 avg.) and 11 touchdowns on 147 targets. He has only recorded less than 50 receiving yards in a game once with Watson at quarterback.

DEANDRE HOPKINS IN 14 GAMES WITH DESHAUN WATSON

Date	Wk	Opp	Tgts	Rec.	Yds	Avg	Lg	TD
09/10/17	1	Jax	16	7	55	7.9	12	1
09/14/17	2	at Cin	13	7	73	10.4	25	0
09/24/17	3	at NE	8	7	76	10.9	21	0
10/01/17	4	Ten	12	10	107	10.7	21	1
10/08/17	5	KC	12	4	52	13.0	34t	3
10/15/17	6	Cle	4	2	19	9.5	16	1
10/29/17	8	at Sea	11	8	224	28.0	72t	1
09/09/18	1	at NE	11	8	78	9.8	17	0
09/16/18	2	at Ten	11	6	110	18.3	31	1
09/23/18	3	NYG	10	6	86	14.3	24	0
09/30/18	4	at IND	12	10	169	16.9	30	1
10/07/18	5	DAL	13	9	151	16.8	49	0
10/14/18	6	BUF	6	5	63	12.6	24	1
10/21/18	7	at JAX	8	3	50	16.7	31	1
Totals			147	92	1,313	14.3	72t	11

MATCHUP NIGHTMARE

Below is a look at the teams that Texans WR **DeAndre Hopkins** has had the most success against in his NFL career (2013-18).

HOPKINS TOP-5 CAREER RECEPTIONS BY OPPONENT

Rk	Opponent	Games	Rec.
1	Tennessee Titans	11	72
2	Indianapolis Colts	10	58
3	Jacksonville Jaguars	11	54
4	New England Patriots	5	24
5	Kansas City Chiefs	4	23

HOPKINS TOP-10 CAREER RECEIVING YARDS BY OPPONENT

Rk	Opponent	Games	Rec.
1	Tennessee Titans	11	1,120
2	Indianapolis Colts	10	817
3	Jacksonville Jaguars	11	695
4t	New England Patriots	5	339
4t	Kansas City Chiefs	4	339

HOPKINS CAREER RECEIVING TOUCHDOWNS BY OPPONENT

Rk	Opponent	Games	TD
1t	Kansas City Chiefs	4	7
1t	Tennessee Titans	11	7
3	Jacksonville Jaguars	11	5
4	Buffalo Bills	3	3
5t	Indianapolis Colts	10	2
5t	New York Jets	1	2
5t	San Francisco 49ers	2	2

NOT YOUR AVERAGE JOE

WR **DeAndre Hopkins** holds the best career yards per catch average in franchise history at 14.3. He is averaging 15.0 yards per reception this season, which marks his highest average since 2014 (15.9).

HIGHEST CAREER RECEIVING AVERAGE, TEXANS HISTORY (MIN. 200 REC.)

Rk	Player	Years	Rec.	Yds.	Avg.
1	DeAndre Hopkins	2013-18	460	6,572	14.3
2	Andre Johnson	2003-14	1012	13,597	13.4
3	Kevin Walter	2006-12	326	4,083	12.5
4	Owen Daniels	2006-13	385	4,617	12.0
5	Arian Foster	2009-15	249	2,268	9.1

LUCKY NUMBER SEVEN

WR **DeAndre Hopkins** is tied for the NFL lead in games with seven-or-more receptions and leads the NFL in games with 70-or-more receiving yards over the last two seasons (2017-18). He has 12 games with at least seven receptions and 16 with at least 70 receiving yards in that span.

Hopkins is tied for third in the NFL and first in the AFC in games with 70-or-more receiving yards this season (five). He is also tied for third in the AFC in games with seven-or-more receptions in 2018 (three). Additionally, he has only recorded less than 50 receiving yards in a game once when QB **Deshaun Watson** starts.

Hopkins compiled 11 games with at least 70 receiving yards and nine games with at least seven receptions last season. He has recorded seven-or-more receptions in Weeks 1, 4 and 5 this season and recorded the longest streak with at least 70 receiving yards by any player in the NFL in 2017 (eight straight from Weeks 8-15). He also became the first player in franchise history with 70-or-more receiving yards in eight straight games.

HOP INTO HISTORY

WR **DeAndre Hopkins** has compiled 460 receptions for 6,572 yards (14.3 avg.) and 40 receiving touchdowns since the Texans drafted him 27th overall in the 2013 NFL Draft. Hopkins eclipsed 6,000 career receiving yards in Week 2 at Tennessee, becoming the third-youngest player in NFL history to do so.

YOUNGEST PLAYERS TO REACH 6,000 CAREER REC. YARDS

Randy Moss (Minnesota, 1998-2002) - 25 years, 8 months, 28 days old
 Larry Fitzgerald (Arizona, 2004-09) - 26 years, 0 months, 14 days old
DeAndre Hopkins (Houston, 2013-18) - 26 years, 3 months, 10 days old

Hopkins surpassed 400 receptions in Week 14 vs. San Francisco in 2017, becoming the second-youngest player in NFL history to accomplish that feat.

YOUNGEST NFL PLAYERS TO REACH 400 CAREER CATCHES

Larry Fitzgerald (Arizona, 2004-08) - 25 years, 2 months, 24 days old
DeAndre Hopkins (Houston, 2013-17) - 25 years, 6 months, 5 days old
 Randy Moss (Minnesota, 1998-2002) - 25 years, 10 months, 3 days old

Hopkins topped 6,000 receiving yards in the fewest games in Texans history (81 games) and 40 receiving touchdowns in the fewest games in team history (86 games). He also reached 400 receptions in the second-fewest games (77) in team history (**Andre Johnson** - 75 games).

HOME SWEET HOME

Texans WR **DeAndre Hopkins** has 26 receiving touchdowns at home in his career (2013-18), which is the fourth-most in the NFL in that span.

He recorded his 26th receiving touchdown at home in Week 6 vs. Buffalo on a 13-yard touchdown pass from QB **Deshaun Watson**.

Hopkins scored 11 receiving touchdowns at home in 2017, which is the most by any NFL player in a single season since 2011. Only five players in NFL history have recorded more receiving touchdowns at home in a single season: Packers WR **Jordy Nelson** (13 in 2011), Colts WR **Marvin Harrison** (13 in 2001), 49ers **Jerry Rice** (13 in 1987), Lions WR **Cloyce Box** (12 in 1952) and Rams WR **Elroy Hirsch** (12 in 1951).

Hopkins is one of three players in NFL history with one-or-more touchdown receptions in all eight home games of a season, joining Nelson (2011) and **Brandon Marshall** (2015). Hopkins is also one of eight players in NFL history to score either a rushing or receiving touchdown in all eight of his teams home games, joining Marshall, Nelson, **Terrell Davis** (1998), **Keyshawn Johnson** (1998), **Curtis Martin** (1996), **Emmitt Smith** (1994 and 1995) and **Lenny Moore** (1964).

DEANDRE HOPKINS NOTES

HIGH FIVE

In his first five seasons in the league (2013-17), WR **DeAndre Hopkins** posted the most receptions (413), receiving yards (5,865), receiving touchdowns (36) and 100-yard receiving games (18) through the first five seasons of a player's career in Texans history. The only other players to produce those statistics through their first five seasons in NFL History are **Randy Moss** (1998-02), **Larry Fitzgerald** (2004-08) and **A.J. Green** (2011-15).

413 REC., 5,865 YDS AND 36 TDS IN FIRST FIVE SEASONS, NFL HISTORY

Player (Tm)	Years	Rec.	Yds.	TDs
DeAndre Hopkins (HOU)	2013-17	413	5865	36
A.J. Green (CIN)	2011-15	415	6171	45
Larry Fitzgerald (ARI)	2004-08	426	5975	46
Randy Moss (MIN)	1998-2002	414	6743	60

MOST RECEPTIONS IN FIRST FIVE SEASONS, TEXANS HISTORY

Player	Seasons	Rec.
DeAndre Hopkins	2013-17	413
Andre Johnson	2003-07	371
Owen Daniels	2006-10	245

MOST RECEIVING YARDS IN FIRST FIVE SEASONS, TEXANS HISTORY

Player	Seasons	Yds
DeAndre Hopkins	2013-17	5,865
Andre Johnson	2003-07	4,804
Owen Daniels	2006-10	2,972

MOST RECEIVING TDS IN FIRST FIVE SEASONS, TEXANS HISTORY

Player	Seasons	TDs
DeAndre Hopkins	2013-17	36
Andre Johnson	2003-07	25
Owen Daniels	2006-10	17

MOST 100-YARD REC. GAMES IN FIRST FIVE SEASONS, TEXANS HISTORY

Player	Seasons	Gms
DeAndre Hopkins	2013-17	18
Andre Johnson	2003-07	17

Hopkins' first five seasons of his career is one of the best five-year stretches for a player in team history. Hopkins has the sixth-most receptions for a player over any five-year period in team history, the fourth-most receiving yards and the second-most touchdown receptions.

MOST RECEPTIONS OVER FIVE-YEAR PERIOD, TEXANS HISTORY

Player	Seasons	Rec.
Andre Johnson	2006-10	465
Andre Johnson	2008-12	447
Andre Johnson	2005-09	442
Andre Johnson	2009-13	441
Andre Johnson	2004-08	420
DeAndre Hopkins	2013-17	413

MOST REC. YARDS OVER FIVE-YEAR PERIOD, TEXANS HISTORY

Player	Seasons	Yds
Andre Johnson	2008-12	6,450
Andre Johnson	2006-10	6,358
Andre Johnson	2009-13	6,282
DeAndre Hopkins	2013-17	5,865
Andre Johnson	2005-09	5,830

MOST TD RECEPTIONS OVER FIVE-YEAR PERIOD, TEXANS HISTORY

Player	Seasons	TDs
Andre Johnson	2006-10	38
DeAndre Hopkins	2013-17	36
Andre Johnson	2007-11	35
Andre Johnson	2005-09	32

KEEPIN' IT 100

WR **DeAndre Hopkins** has 21 career 100-yard games, including three this season (Weeks 2, 4 and 5). He had a career-high six in 2015. Hopkins became just the fifth player in NFL history to post two games of 220-or-more receiving yards in the first five years of his career. He is also the third-youngest player to accomplish the feat twice (**Isaac Bruce** & **Josh Gordon**).

HOPKINS' 100-YARD RECEIVING GAMES, CAREER (2013-18)

Date	Opp.	Result	Rec	Yds	Avg	Lg	TD
9/9/13	Ten	W	7	117	16.7	28	1
9/21/14	at NYG	L	6	116	19.3	49	0
10/20/14	at Pit	L	6	108	18.0	32	0
11/2/14	Phi	L	6	115	19.2	45	1
11/30/14	Ten	W	9	238	26.4	58t	2
9/27/15	TB	W	8	101	12.6	29	1
10/4/15	at Atl	L	9	157	17.4	28	0
10/8/15	Ind	L	11	169	15.4	34	0
10/18/15	at Jax	W	10	148	14.8	29	2
11/22/15	NYJ	W	5	118	23.6	61t	2
12/27/15	at Ten	W	7	117	16.7	44	1
9/18/16	KC	W	7	113	16.1	35	1
1/1/17	at Ten	L	7	123	17.6	51	0
10/1/17	Ten	W	10	107	10.7	21	1
10/29/17	at Sea	L	8	224	28.0	72t	1
11/12/17	at LAR	L	7	111	15.9	36	0
11/27/17	at BAL	L	7	125	17.9	39	0
12/10/17	SF	L	11	149	13.5	29t	2
9/16/18	at TEN	L	6	110	18.3	31	1
9/30/18	at IND	W	10	169	16.9	30	1
10/07/18	DAL	W	9	151	16.8	49	0

ELITE COMPANY



HOPKINS

In 2017, Texans WR **DeAndre Hopkins** posted 96 receptions for 1,378 yards (14.4 avg.) and a franchise-record 13 touchdowns on 174 targets. He is one of 14 players in NFL history to post those numbers in a season.

Hopkins is the only player in Texans history with 75-or-more receptions and 900-or-more receiving yards in four straight seasons (active streak) and his streak is tied for the third-longest active streak in the NFL with Falcons WR

Julio Jones, only trailing Broncos WR **Demaryius Thomas** (six seasons) and Steelers WR **Antonio Brown** (five seasons).

CONSECUTIVE SEASONS WITH 75+ CATCHES & 900+ REC. YDS, ACTIVE STREAKS

Player (Tm)	Streak	Rec.	Yds.	TDs	Started
Demaryius Thomas (DEN)	6	575	7819	51	2012
Antonio Brown (PIT)	5	582	7848	52	2013
DeAndre Hopkins (HOU)	4	361	5063	34	2014
Julio Jones (ATL)	4	411	6317	23	2014

Hopkins is one of 10 players in NFL history to produce multiple seasons of 90-or-more receptions for 1,300-or-more receiving yards and 11-or-more touchdowns, joining **Terrell Owens**, **Jerry Rice**, **Marvin Harrison**, **Odell Beckham Jr.**, **A.J. Green**, **Brandon Marshall**, **Randy Moss**, **Sterling Sharpe** and **Demaryius Thomas**, and is one of three to do so before turning 26 years old (Beckham and Green).

Hopkins averaged over 90 receiving yards per game (91.9) while totaling over 10 receiving touchdowns (13) and over 95 receptions (96), which marks the second time in his career he has produced those numbers, tying him for the third-most such seasons in NFL history and making him the first player to do so since 2015.

DEANDRE HOPKINS NOTES

HOP AT THE TOP

WR **DeAndre Hopkins** has posted some of the best receiving seasons in Texans history. In 2015, he finished with 111 receptions for 1,521 yards (13.7 avg.) and 11 touchdowns. He became the first player in NFL history to notch a 100-yard receiving performance with four different starting quarterbacks in a season. Hopkins is the only player to catch 10-or-more touchdowns in a season and accomplished the feat twice (2015, 2017).

MOST RECEPTIONS IN A SEASON, TEXANS HISTORY

Rk	Player	Season	Rec.
1	Andre Johnson	2008	115
2	Andre Johnson	2012	112
3	DeAndre Hopkins	2015	111
4	Andre Johnson	2013	109

MOST RECEIVING YARDS IN A SEASON, TEXANS HISTORY

Rk	Player	Season	Yards
1	Andre Johnson	2012	1,598
2	Andre Johnson	2008	1,575
3	Andre Johnson	2009	1,569
4	DeAndre Hopkins	2015	1,521

MOST RECEIVING TOUCHDOWNS IN A SEASON, TEXANS HISTORY

Rk	Player	Season	TDs
1	DeAndre Hopkins	2017	13
2	DeAndre Hopkins	2015	11
3	Andre Johnson	2009	9

MOST 100-YD RECEIVING GAMES IN A SEASON, TEXANS HISTORY

Rk	Player	Season	Games
1	Andre Johnson	2008	8
2t	DeAndre Hopkins	2015	6
2t	Four other occasions		6
7	DeAndre Hopkins	2017	5

MOST MULTIPLE-TOUCHDOWN GAMES IN A SEASON, TEXANS HISTORY

Player	Season	Games
DeAndre Hopkins	2015	3
Will Fuller V	2017	3
Andre Johnson	2009	3
DeAndre Hopkins	2017	2
Three other occasions		2

MOST POINTS SCORED IN A GAME BY A WIDE RECEIVER, TEXANS HISTORY

Player	Date	Points
DeAndre Hopkins	10/8/17	18
Andre Johnson	11/3/13	18
DeAndre Hopkins	9/13/15	14

MOST RECEIVING FIRST DOWNS IN A SEASON, TEXANS HISTORY

Rk	Player	Season	TDs
1	DeAndre Hopkins	2015	83
2t	Andre Johnson	2012	79
2t	Andre Johnson	2008	79
4t	DeAndre Hopkins	2017	69
4t	Two other occasions		69

CAN'T STOP HOP

In 2017, WR **DeAndre Hopkins** logged 96 receptions for 1,378 yards (14.4 avg.) and a franchise-record 13 touchdowns on 174 targets.

WHERE DEANDRE HOPKINS RANKED IN 2017

Category	Hopkins	NFL Rank	NFL Leader
Targets	174	1st	-
Receptions	96	6th	Jarvis Landry - 112
Receiving Yards	1,378	4th	Antonio Brown - 1,533
Receiving Touchdowns	13	1st	-
Receiving First Downs	69	4th	Keenan Allen - 74
Receptions of 25+ yards	17	1st	-
100-yard Receiving Games	5	3rd	Antonio Brown - 8
4th Quarter Receiving Yards	453	2nd	Antonio Brown - 550
Yards at Catch	1,081	1st	-

HOPKINS NAMED TO AP ALL-PRO FIRST TEAM

Texans WR **DeAndre Hopkins** was named to the Associated Press NFL All-Pro First Team for 2017. The teams are chosen by a national panel of fifty NFL writers and broadcasters to recognize the best players at each position.

Hopkins, who also made the 2017 Pro Bowl, posted 96 receptions for 1,378 yards and a franchise-record 13 touchdowns in 2017, making him one of 14 players in NFL history to post those numbers in a season and the third-youngest ever to do so. Hopkins, who made the AP All-Pro Second Team in 2015, finished last season ranked first in the NFL in targets (174), sixth in receptions (96), fourth in receiving yards (1,378), first in receiving touchdowns (13), fourth in receiving first downs (69), first in receptions over 25 yards (17) and third in 100-yard receiving games (five). He caught a touchdown in an NFL-high and franchise-record 10 different games last season and logged a team-high six touchdown receptions of 20-or-more yards, which tied for second-most in the NFL in 2017. Hopkins led the league with nine games of seven-or-more receptions and tied for the league lead with 11 games of 70-or-more receiving yards.

Hopkins is the seventh player in franchise history to make the Associated Press All-Pro First Team and the second wide receiver in team history, joining **Andre Johnson** (2008, 2009).

SCORING MACHINE

WR **DeAndre Hopkins** led the NFL in receiving touchdowns with a single-season franchise record and single-season career-high 13 in 2017. In Week 15 at Jacksonville, Hopkins broke his own franchise record, which he set in 2015 (11). He is the only player in Texans history to record 10-or-more receiving touchdowns in a season and has accomplished the feat twice (2015, 2017). Since 2013, Hopkins is tied for the NFL lead with two seasons (2015, 2017) recording 11-or-more touchdown receptions.

Hopkins caught a touchdown in an NFL-high and franchise-record 10 different games in 2017 and tied for the second-most games with two-or-more receiving touchdowns in the NFL. He ranked first in the NFL among wide receivers and third among all non-kickers in points scored with a single-season career-high 78. He also tied **Arian Foster** (13 in 2014) for the fourth-most overall touchdowns scored in a season in franchise history. Hopkins logged a team-high six touchdown receptions of 20-or-more yards, which tied for second-most in the NFL in 2017 and tied **Corey Bradford** (2002) for the most in a season in team history.

Hopkins scored a receiving touchdown in five straight games (Weeks 4-9), becoming the first player in franchise history to do so and one of two players in the NFL with a touchdown catch in five straight games last year (Jets WR **Robby Anderson** from Weeks 7-12). Hopkins also had seven receiving touchdowns in a five-game stretch (Weeks 4-9), which tied WR **Will Fuller V** for the most in five games by any player in Texans history.

Hopkins is the first player in team history with a touchdown reception in eight straight home games and the only player in the NFL to score a rushing or receiving touchdown in all eight of his teams home games in 2017. He has 25 receiving touchdowns at home in his career (2013-17), which is the fourth-most in the NFL in that span, including his 11 receiving touchdowns at home last season, which is the most by an NFL player in a single season since Packers WR **Jordy Nelson** (13) in 2011.

In Week 5 vs. Kansas City, Hopkins finished with four receptions for 52 yards (13.0 avg.) and three touchdowns. He tied a franchise single-game high and set a single-game career high with three touchdown receptions, becoming the second player in team history with three in the same game, joining **Andre Johnson** in Week 9 of 2013. Hopkins' 18 points scored tied for the second-most points scored in a single game in team history and tied for the most by a non-kicker. Hopkins also tied for the fourth-most points scored in a game in 2017 and tied for second among non-kickers.

Hopkins has the second-most receiving touchdowns in franchise history, the second-most career receptions, second-most career receiving yards, third-most overall touchdowns and the sixth-most career points scored.

DESHAUN WATSON NOTES

WATSON'S WORLD



WATSON

QB **Deshaun Watson** has compiled 1,937 passing yards, 10 passing touchdowns, 216 rushing yards and one rushing touchdown this season. He became the first player in NFL history with 1,500-or-more passing yards and 200-or-more rushing yards through the first five games of a season and threw for at least 375 yards and rushed for at least 35 yards in three consecutive games (Weeks 3-5), which is the longest streak by a player in NFL history. No other player has even accomplished this feat in back-to-back games.

Watson is one of four players in NFL history with 375 passing yards in three straight games (Weeks 3-5), joining **Kurt Warner** (Weeks 1-3 of 2000), **Tom Brady** (Weeks 1-3 of 2011) and **Ryan Fitzpatrick** (Weeks 1-3 of 2018). Watson has also registered at least 375 passing yards and 40 rushing yards three times in his NFL career, tying **Steve Young** (three) for the most games with at least 375 passing yards and 40 rushing yards in NFL history. No other player in NFL history has more than one.

In Week 5 vs. Dallas, Watson completed 33-of-44 passes (75.0%) for 375 yards, one touchdown, one interception and a 98.2 passer rating. He also ran for 40 yards on 10 carries. Watson set a career-high for most completions in a game (33) and led the Texans on a game-winning drive in overtime that resulted in a 36-yard field goal by **K Ka'imi Fairbairn** to give Houston a 19-16 victory. Watson led the Texans to back-to-back wins in overtime for the first time since Weeks 11-12 of 2012 and have now won four games in a row for the first time since Weeks 8-12 of 2015.

In Week 4, Watson completed 29-of-42 passes (69.0%) for 375 yards, two touchdowns, one interception and a 102.8 passer rating. He also ran for 41 yards on six carries (6.8 avg.) and one touchdown. He led Houston on a game-winning scoring drive that resulted in a 37-yard field goal by Fairbairn to win the game 37-34.

A FIRST FOR WATSON

In Weeks 2-4, QB **Deshaun Watson** registered three straight games with at least 310 passing yards, multiple passing touchdowns and 35 rushing yards. He is the first player in NFL history to record those stats in three consecutive games and the first to even have three such games in a season.

In Week 4, Watson completed 29-of-42 passes (69.0%) for 375 yards, two touchdowns, one interception and a 102.8 passer rating. He also ran for 41 yards on six carries (6.8 avg.) and one touchdown. He became the third quarterback since the NFL/AFL merger and fourth quarterback ever to throw for at least 375 yards and two touchdowns while also rushing for 40 yards and a touchdown in a game. The other three are **Chad Henne** (2011), **Matt Hasselbeck** (2002) and **Al Dorow** (1960).

In Week 3, Watson completed 24-of-40 passes (60.0%) for 385 yards, two touchdowns, one interception and a 98.4 passer rating. He also ran for 36 yards on five rushes (7.2 avg.). His 385 passing yards marked the second-most he's had in a game in his career and the eighth-most by a player in a game in team history.

In Week 2, Watson completed 22-of-32 passes (68.8%) for 310 yards, two touchdowns, one interception and a 107.6 passer rating. He also ran the ball five times for 44 yards (8.8 avg.).

FULLY LOADED

In 10 games with WR **DeAndre Hopkins** and WR **Will Fuller V** playing together, Texans QB **Deshaun Watson** is 212-for-331 (64.0%) for 3,307 yards, 25 touchdowns, 11 interceptions and a 100.6 passer rating.

Watson has thrown 11 touchdown passes to Hopkins in 14 games played together and 10 touchdown passes to Fuller in 10 games together. As a team, the Texans have averaged 29.7 points per game when all three players play.

HISTORIC PACE

QB **Deshaun Watson** has 29 career touchdown passes in 14 games, including 10 touchdown passes this season. He ranks third in touchdown passes through a player's first 14 career games in NFL history, trailing **Kurt Warner** (34) and **Dan Marino** (30). Watson is also tied for the fifth-most games with multiple touchdown passes in a player's first 14 career games in NFL history, trailing only Warner (11), Marino (10), **Marc Bulger** (nine) and **Daunte Culpepper** (nine).

Watson has compiled 3,636 passing yards in his career, including 1,937 in 2018. He owns the fourth-most passing yards through a player's first 14 career games in NFL history, trailing **Andrew Luck** (3,978 in 2012), **Bulger** (3,912 in 2002-03) and **Cam Newton** (3,722 in 2011). Watson has already recorded six games with 300-or-more passing yards in his career, which is tied for the second-most 300-yard passing games through a player's first 14 career games in NFL history, trailing **Warner** (seven). He has the second-most 300-yard passing games in Texans history, trailing only **Matt Schaub** (27) and is the first Texans player to throw for 300-or-more yards in four consecutive games (Weeks 2-5) since Schaub in 2010. Watson's streak of four consecutive games with 300-or-more passing yards tied for the longest streak in team history.

Watson already ranks third in franchise history in career passing touchdowns (29), third in career passing yards (3,636) and fifth in completions (278). He is also second in rushing yards by a quarterback (485) and third in rushing touchdowns by a quarterback (three) in team history.

MOST TD PASSES THROUGH FIRST 14 CAREER GAMES, NFL HISTORY

Rank	Player	Team	Year(s)	TDs
1	Kurt Warner	STL	1998-99	34
2	Dan Marino	MIA	1983-84	30
3	Deshaun Watson	HOU	2017-18	29
4	Mark Rypien	WAS	1988-89	27

MOST PASSING YARDS THROUGH FIRST 14 CAREER GAMES, NFL HISTORY

Rank	Player	Team	Year(s)	Yards
1	Andrew Luck	IND	2012	3,978
2	Marc Bulger	STL	2002-03	3,912
3	Cam Newton	CAR	2011	3,722
4	Deshaun Watson	HOU	2017-18	3,636

DASHING DESHAUN

QB **Deshaun Watson** ranks fifth among all NFL quarterbacks in rushing yards this season with 216 in seven games. Watson rushed for 35-or-more yards in six straight games (Week 8 of 2017 through Week 5 of 2018) and only five quarterbacks in NFL history have recorded longer streaks with 35-or-more rushing yards: **Cam Newton**, **Michael Vick**, **Randall Cunningham**, **Tim Tebow** and **Colin Kaepernick**.

In Week 4 at Indianapolis, Watson recorded his first rushing touchdown of the season and the third rushing touchdown of his career.

Last season, Watson led rookie quarterbacks and finished second among all quarterbacks in rushing yards per game (38.4). He also led rookie quarterbacks and finished second among all quarterbacks in yards per carry (7.47). Watson made his first career NFL start at Cincinnati in Week 2 of 2017 and scored his first career rushing touchdown and the only touchdown of the game on a deciding 49-yard run, which marked the longest ever by a Texans quarterback and first rushing touchdown by a rookie Texans quarterback since 2002. The run was the longest rushing touchdown by a quarterback in his first start in NFL history and the 10th longest run in team history. For the game, Watson ran five times for 67 yards, which marked the most rushing yards by a quarterback in a game in team history. Watson won his first NFL start on his 22nd birthday. In the BCS/College Football Playoff era, no quarterback has gone fewer days between an NCAA Football Championship and his first NFL win (248).

DESHAUN WATSON NOTES

WELCOME TO THE NFL

QB **Deshaun Watson** played in seven games (six starts) in 2017 and completed 126-of-204 passes (61.8%) for 1,699 and a single-season rookie franchise record 19 touchdowns before sustaining a season-ending injury. Watson also rushed for 269 yards on 36 attempts (7.5 avg.) and two touchdowns. Watson set the NFL record for most passing touchdowns (18 in Weeks 3-8) by a rookie over any five-game span in NFL history.

Watson recorded three games with four-or-more passing touchdowns, joining **Fran Tarkenton** (1961) as the only rookies in NFL history to do so. He also became the fifth quarterback and first rookie in NFL history to have a five-game stretch of 225-or-more passing yards and 20-or-more rushing yards, joining **Andrew Luck** (2015-16), **Aaron Rodgers** (2016), **Daunte Culpepper** (2004) and **Randall Cunningham** (1990).

In Week 8 at Seattle, Watson completed 19-of-30 passes (63.3%) for 402 yards, four touchdowns, three interceptions and a 106.9 passer rating. He also ran for a team-high 67 yards on eight carries (8.4 avg.). Watson became the first player in NFL history with 400-or-more passing yards, four-or-more passing touchdowns and 50-or-more rushing yards in a single game. Watson also became the first player in NFL history with 400-or-more passing yards on less than 20 pass completions since **Steve McNair** in 2003 and the only rookie in NFL history to do so. Watson's 402 yards passing are the fifth-highest passing total by a quarterback in team history and the most since **Matt Schaub** (527 in Week 11 of 2012).

Watson became the first rookie quarterback in NFL history with two games of 300-or-more passing yards and 40-or-more rushing yards in a season (Week 3 & Week 8). He became the first rookie quarterback with 400-or-more passing yards in a game since **Andrew Luck** (433) in 2012 and the first rookie quarterback with 300-or-more passing yards and 40-or-more rushing yards in a game since **Luck**. Watson was the first rookie Texans quarterback to throw for 300-or-more yards since **T.J. Yates** (Week 14 of 2011 at Cincinnati).

For the season, Watson joined **Cam Newton** (2011) as the only rookies in NFL history to average 240-or-more passing yards and 35-or-more rushing yards per game and just the sixth quarterback in NFL history with at least five starts in a season to do so. He paced all rookie quarterbacks in passing touchdowns (19), total touchdowns (21) and passer rating (103.0) and set the Texans' single-season rookie franchise record for touchdown passes in just seven games. Watson led the Texans to 30-point outputs in five consecutive games for the first time in franchise history and was piloting the league's highest-scoring offense (30.7 points per game) at the time of his injury.

FIVE IN 5

In Week 5 vs. Kansas City last season, QB **Deshaun Watson** completed 16-of-31 passes (51.6%) for 261 yards, five touchdowns, no interceptions and a 119.8 passer rating. Watson became the first rookie quarterback in NFL history with five-or-more total touchdowns in back-to-back games and the fourth rookie quarterback in NFL history to throw for five-or-more touchdown passes in a game, joining **Ray Buivid** (1937), **Matt Stafford** (2009) and **Jameis Winston** (2015). Watson is also the second rookie quarterback in NFL history to throw for four-or-more touchdowns in back-to-back games, joining **Robert Griffin III** in Week 11-12 of 2012.

Additionally, Watson is the third quarterback in franchise history to throw for five-or-more touchdowns in a game, joining **Ryan Fitzpatrick** (6 in Week 13 of 2014) and **Matt Schaub** (5 in Week 11 of 2012). Watson and Fitzpatrick are the only quarterbacks in Texans history with five-or-more touchdown passes and no interceptions in a game. In 2017, **Tom Brady** was the only other player with five-or-more touchdown passes in a game.

Watson became the first quarterback in franchise history to throw for four-or-more touchdowns in back-to-back games and the first rookie quarterback in NFL history to throw for 260-or-more passing yards and 20-or-more rushing yards in three straight games.

WATSON'S WEEK

In Week 4 vs. Tennessee in 2017, QB **Deshaun Watson** completed 25-of-34 passes (73.5%) for 283 yards, four touchdowns, one interception and a 125.0 passer rating. He also ran for 24 yards on four attempts (6.0 avg.) and had one rushing touchdown. The NFL named Watson the AFC Offensive Player of the Week following his performance, making him the first rookie quarterback in franchise history to win the award.

Watson's five total touchdowns tied for the second-most touchdowns scored by a rookie in NFL history behind **Gale Sayers'** six touchdowns in 1965 and tied for the most touchdowns in a game by a rookie quarterback in NFL history. He became the third rookie quarterback with four-or-more touchdown passes and one-or-more rushing touchdowns and first since **Fran Tarkenton** (1961). Watson and Tarkenton are the only rookie quarterbacks in NFL history with at least 250 passing yards, four touchdown passes and a rushing touchdown in a single game. Houston's 57 points were the third-highest single-game point total in NFL history with a rookie starting quarterback. **Tony Banks** led the Rams to 59 points in Week 11 of 1996 and **Russell Wilson** led the Seahawks to 58 in Week 14 of 2012.

Watson is the only rookie in NFL history with seven-or-more pass touchdowns and two-or-more rush touchdowns in his team's first four games of a season and joined **Cam Newton** as the only rookies in NFL history with nine total touchdowns through the first four games of a season.

Watson became the fourth rookie quarterback since 2000 to post three-or-more touchdown passes and one-or-more rushing touchdowns in a single game. He became the first quarterback in team history with three-or-more passing touchdowns and one-or-more rushing touchdowns in a game and the first rookie quarterback in team history with three-or-more touchdown passes in a game. He also became the third quarterback in team history to post a 125.0-or-better passer rating in a game with 30-or-more pass attempts (**Matt Schaub** in 2009 and **Ryan Fitzpatrick** in 2014).

MR. OCTOBER

The NFL named Texans QB **Deshaun Watson** the AFC Offensive Player of the Month and the NFL Offensive Rookie of the Month for October 2017. Watson was the first rookie quarterback in NFL history to win AFC Offensive Player of the Month and joins **Barry Sanders** (1989), **Edgerin James** (1999), **Mike Anderson** (2000) and **Kareem Hunt** (2017) as the only rookies to win the award.

In four games in October, Watson went 77-for-124 passing (62.1%) for 1,171 yards, 16 touchdowns, five interceptions and a 116.0 passer rating. He also ran for 145 yards on 21 carries (6.9 avg.) and one touchdown. His 16 passing touchdowns in October are the most ever by a rookie in a calendar month in NFL history and the second-most by any player in October in NFL history. Only three players in NFL history had more passing touchdowns in a month: **Tom Brady** (20) in Oct. 2007, **Peyton Manning** (19) in Nov. 2004, Manning (19) in Dec. 2013 and **Tony Romo** (17) in Nov. 2007. Watson was the only quarterback in the NFL with a passer rating above 100 in each of his team's game in October. He is also the first player in NFL history to throw four-or-more touchdowns in three separate games in the month of October and the fourth player in NFL history to throw four-or-more touchdowns in three separate games of any month.

Watson became the first rookie in NFL history with three-or-more touchdown passes in four consecutive games and tied **Peyton Manning**, **Marcus Mariota** and **Dak Prescott** for the most games (four) of three-or-more passing touchdowns by a rookie in a single season.

Watson is the ninth Texan and third offensive player in team history to earn AFC Player of the Month honors, joining **Andre Johnson** (2008, 2012) and **Arian Foster** (2010, 2011). Watson is the seventh Texan and fourth offensive player to earn Rookie of the Month honors, joining **DeAndre Hopkins** (2013), **Steve Slaton** (2008) and **Domanick Williams** (2003). It's the eighth time a Texan has won in franchise history and first since Hopkins in Sept. 2013.

J.J. WATT NOTES

LEAGUE LEADER



WATT

Texans DE **J.J. Watt** has compiled 26 total tackles (20 solo), 7.0 sacks, 12 quarterback hits, eight tackles for loss, one pass defended and four forced fumbles this season. He is tied for fourth in the NFL and second in the AFC in sacks, tied for eighth in the NFL and fourth in the AFC in tackles for loss, ranks eighth in the NFL and fifth in the AFC in quarterback hits and tied for first in forced fumbles.

Watt has 83.0 sacks since entering the league in 2011, which is the second-most in the NFL during that span. He leads the NFL in tackles for loss (144), quarterback hits (231) and passes defended by a defensive lineman (48) since 2011 (95 games). In Week 6 vs. Buffalo, Watt finished with three solo tackles and sacked Bills QB **Josh Allen** for a loss of 11 yards. He recorded a sack in four straight games for the sixth time in his career, which marks the second-most since 2011 (Broncos OLB **Von Miller** – seven).

WHERE J.J. WATT RANKS IN 2018

Category	Watt	NFL RK	AFC RK	NFL Leader
Sacks	7.0	t-4th	t-2nd	A. Donald - 8.0
Quarterback Hits	12	8th	5th	F. Cox - 16
Tackles For Loss	8	t-8th	t-4th	D. Lawrence - 11
Forced Fumbles	4	t-1st	t-1st	Tied with two players

BACK-TO-BACK STRIP-SACKS

In Week 4 at Indianapolis, DE **J.J. Watt** finished with four tackles (four solo), 2.0 sacks, one tackle for loss, two quarterback hits and two forced fumbles. He sacked and forced a fumble on Colts QB **Andrew Luck** twice in the second quarter, which gave him 10.0 sacks against Luck, the most sacks against any quarterback in Watt's career. OLB **Duke Ejirofor** recovered one of the fumbles and Houston scored a touchdown two plays later.

Watt and DE/OLB **Jadeveon Clowney** became the first pair of teammates to combine for 4.0 sacks, five tackles for loss, five quarterback hits and a fumble recovery for touchdown in the same game since tackles for loss first began being tracked by the NFL. Watt recorded multiple sacks in back-to-back games for the seventh time, which is the most in NFL history. **Reggie White**, **Clay Matthews**, **Demarcus Ware**, **Jared Allen** and **Jason Pierre-Paul** are tied for second with three. Watt also tied **Richard Dent** (23) for the second-most games of multiple sacks by a player in his first 100 career games, trailing only **Reggie White** (29).

A PERFORMANCE FOR THE AGES

In Week 3 vs. the N.Y. Giants, Texans DE **J.J. Watt** finished with eight total tackles (four solo), 3.0 sacks, three tackles for loss, four quarterback hits and one forced fumble. He took down Giants QB **Eli Manning** for a sack in the second quarter, third quarter and fourth quarter.

Watt is now responsible for three of the six occurrences where a player has recorded at least eight total tackles, 3.0 sacks, three tackles for loss, four quarterback hits and one forced fumble in a game since each of those stats began being officially tracked by the NFL (Week 15 of 2012, Week 17 of 2015 and Week 3 of 2018). **Aaron Donald**, **James Harrison** and **DeMarcus Ware** are the only other players to accomplish the feat.

Against New York, Watt recorded his first sack since Week 2 of 2016 and registered his first multi-sack game since Week 17 of 2015 (3.0 vs. JAX). He also recorded 3.0-or-more sacks for the sixth time, which is the second-most in the NFL since 2011 (**Justin Houston** – seven).

Watt was dominant in the first half as he became the only player in the NFL this season to record at least five tackles, 1.0 sack, one forced fumble, one tackle for loss and two quarterback hits in the first half of a game.

Watt is also one of five players to record at least six total tackles, two tackles for loss and a forced fumble in a game this season and the only player in the NFL to accomplish the feat twice in 2018 (Weeks 2-3).

WATT A MONTH

The NFL named DE **J.J. Watt** the AFC Defensive Player of the Month for September. This marks Watt's sixth Player of the Month award in his career, which is tied for the most by any defensive player in NFL history (**Bruce Smith**) and tied for the fourth-most Player of the Month awards overall. Only **Tom Brady** (10), **Peyton Manning** (eight) and **Aaron Rodgers** (eight) have more. Watt also won the award in September 2012, December 2012, September 2014, December 2014 and November 2015.

Watt is one of nine players in Texans history to win the award and one of five defensive players, joining **Marcus Coleman** (Sept. 2003), **Connor Barwin** (Nov. 2011), **Whitney Mercilus** (Dec. 2015) and **Quintin Demps** (Dec. 2016). It's the 16th time overall a Texan has won Player of the Month and the first since **Deshawn Watson** (Oct. 2017). In four games in September, Watt compiled 20 tackles (14 solo), 5.0 sacks for a loss of 33 yards, eight quarterback hits, six tackles for loss and four forced fumbles.

WATT BY THE NUMBERS

144
Career tackles for loss, the most in the NFL since 2011
231
Career quarterback hits, the most in the NFL since 2011
83.0
Career sacks, the second most in the NFL since 2011
23
Career multi-sack games, the most in the NFL since 2011
13
Career fumble recoveries, the most in the NFL since 2011
19
Career fumbles forced, tied for the fifth-most in the NFL since 2011

80 FOR 99

Texans DE **J.J. Watt** became the second-fastest NFL player to reach 80.0 career sacks, doing so in his 92nd career game (Week 4 at Indianapolis). Hall of Fame DE **Reggie White** accomplished the feat in 70 career games. Watt is currently tied with **Charles Mann** (83.0) for 58th on the all-time sack list.

Watt's 83.0 sacks are the second-most through a player's first 95 games of their NFL career, trailing only **White** (99.5). He has also recorded 2.0 sacks and four tackles for loss in a game eight times in his career, which is the most by any player since tackles for loss became an official NFL stat.

FASTEST PLAYERS TO REACH 80.0 CAREER SACKS

Rk	Player	Team	Seasons	Games
1	Reggie White	PHI	1985-91	70
2	J.J. Watt	HOU	2011-18	92
3	Von Miller	DEN	2011-17	94
4t	DeMarcus Ware	DAL	2005-11	96
4t	Bruce Smith	BUF	1985-92	96

FF FOR J.J.

In Week 2 at Tennessee, DE **J.J. Watt** finished with six tackles (four solo), one forced fumble and two tackles for loss. Watt forced a fumble on Titans WR **Corey Davis** in the fourth quarter, which marked his first forced fumble since Week 17 of 2015. Watt joined **Aaron Donald** (Week 7), **Von Miller** (Week 1), **Kwon Alexander** (Week 2), **Kawann Short** (Week 2) and **Jordan Poyer** (Week 2) as the only players in the NFL to record at least six tackles, two tackles for loss and a forced fumble in a game in 2018. After his performance in Week 3, Watt is now the only player in the NFL to accomplish the feat twice in 2018. Before doing it in back-to-back games (Weeks 2-3), Watt's last game with at least two tackles for loss and one forced fumble was Week 17 of 2015.

J.J. WATT NOTES

SACKS BY QB

10.0	Andrew Luck, Indianapolis
9.0	Blake Bortles, Jacksonville
6.5	Zach Mettenberger, Tennessee
5.0	Jake Locker, Tennessee
4.5	Alex Smith, Kansas City
4.0	Ryan Fitzpatrick, BUF-TEN-NYJ
	Eli Manning, New York Giants
3.5	Blaine Gabbert, Jacksonville
3.0	Drew Brees, New Orleans
	Matt Hasselbeck, Tennessee
	Matt Stafford, Detroit
2.5	Peyton Manning, Denver
	Mark Sanchez, NYJ-PHI
	Ryan Tannehill, Miami
2.0	Joe Flacco, Baltimore
	Chad Henne, Jacksonville
	Matt McGloin, Oakland
	Aaron Rodgers, Green Bay
1.0	Josh Allen, Buffalo
	Andy Dalton, Cincinnati
	Robert Griffin III, Washington
	Brian Hoyer, Cleveland
	Cam Newton, Carolina
	Dan Orlovsky, Indianapolis
	Carson Palmer, Arizona
	Christian Ponder, Minnesota
	Dak Prescott, Dallas
	Ben Roethlisberger, Pittsburgh
	Matt Ryan, Atlanta
0.5	Josh Freeman, Tampa Bay
	Russell Wilson, Seattle








MULTI-SACK GAMES

REGULAR & POSTSEASON				TACKLES					SACKS		INTERCEPTIONS					FUMBLES			
Date	Opp	GP	GS	Tot	Solo	Asst	QBH	TFL	Sk	Yds	Int	Yds	Lg	TD	PD	FF	FR	Yds	TD
2011 (2)																			
11/27/11	at Jax	1	1	7	5	2	4	2	2.0	15.0	0	0	0	0	1	0	0	0	0
*1/15/12	at Bal	1	1	12	9	3	3	3	2.5	22.0	0	0	0	0	0	0	0	0	0
2012 (6)																			
9/23/12	at Den	1	1	7	6	1	3	4	2.5	11.5	0	0	0	0	0	0	0	0	0
9/30/12	Ten	1	1	5	4	1	2	3	2.0	17.0	0	0	0	0	0	0	1	7	0
10/14/12	GB	1	1	6	5	1	3	4	2.0	10.0	0	0	0	0	0	0	0	0	0
11/22/12	at Det	1	1	5	5	0	5	4	3.0	22.0	0	0	0	0	2	0	0	0	0
12/2/12	at Ten	1	1	6	6	0	2	3	2.0	21.0	0	0	0	0	2	1	0	0	0
12/16/12	Ind	1	1	10	10	0	4	6	3.0	22.0	0	0	0	0	0	1	0	0	0
2013 (2)																			
9/15/13	Ten	1	1	5	5	0	4	2	2.0	10.0	0	0	0	0	2	0	0	0	0
11/17/13	Oak	1	1	5	5	0	5	2	2.0	21.0	0	0	0	0	0	0	0	0	0
2014 (6)																			
10/9/14	Ind	1	1	7	4	3	4	3	2.0	5.0	0	0	0	0	3	0	1	45	1
10/26/14	at Ten	1	1	3	3	0	2	2	2.0	9.0	0	0	0	0	1	1	0	0	0
11/30/14	Ten	1	1	3	3	0	6	1	2.0	24.0	0	0	0	0	0	1	1	14	0
12/7/14	at Jax	1	1	4	4	0	5	4	3.0	17.0	0	0	0	0	1	0	0	0	0
12/14/14	at Ind	1	1	6	5	1	3	2	2.0	19.0	0	0	0	0	1	0	0	0	0
12/28/14	Jax	1	1	6	6	0	3	4	3.0	20.0	0	0	0	0	0	1	0	0	0
2015 (6)																			
9/13/15	KC	1	1	9	9	0	3	6	2.0	10.0	0	0	0	0	0	0	0	0	0
10/25/15	at Mia	1	1	7	6	1	4	3	2.0	20.0	0	0	0	0	0	0	0	0	0
11/1/15	Ten	1	1	5	3	2	10	1	2.5	13.5	0	0	0	0	0	1	0	0	0
11/22/15	NYJ	1	1	8	8	0	6	5	2.0	14.0	0	0	0	0	0	0	0	0	0
11/29/15	NO	1	1	5	3	2	8	2	2.0	10.0	0	0	0	0	0	0	0	0	0
1/3/16	Jax	1	1	8	5	3	4	3	3.0	23.0	0	0	0	0	2	1	1	0	0
2018 (2)																			
9/23/18	NYG	1	1	8	4	4	4	3	3.0	25.0	0	0	0	0	0	1	0	0	0
9/30/18	at IND	1	1	4	4	0	2	1	2.0	8.0	0	0	0	0	0	2	0	0	0

*Postseason

SACKS BY TEAM

Texans DE **J.J. Watt** has recorded sacks against 26 of the 31 other NFL teams in the regular season. Below is a breakdown of his sacks by team.

15.5		Tennessee
14.5		Jacksonville
11.0		Indianapolis
4.5		Kansas City
4.0		N.Y. Giants
3.0	  	Detroit, New Orleans, N.Y. Jets
2.5		Denver, Miami
2.0	   	BAL, BUF, GB, OAK
1.5		Philadelphia
1.0	    	ARZ, ATL, CAR, CIN, CLE,
	   	DAL, MIN, PIT, WAS
0.5		Seattle, Tampa Bay
0.0	    	Chicago, New England, L.A Chargers, San Francisco, L.A Rams

STILL DOMINANT

Since his rookie season in 2011, despite missing 24 games in 2016-17, DE **J.J. Watt** leads the NFL in tackles for loss (144), quarterback hits (231), fumble recoveries (13) and multi-sack games (23). Watt is second in sacks in the NFL over the span with a franchise-record 83.0 in 95 games. Watt also still ranks first in passes defended by a defensive lineman (48) and fourth among defensive lineman in total tackles (420) while ranking tied for fifth among all players with 19 forced fumbles since 2011.

MOST TACKLES FOR LOSS IN THE NFL SINCE 2011

Rk	Player	Team	Games	TFLs
1	J.J. Watt	HOU	95	144
2	Von Miller	DEN	111	118
3	Calais Campbell	ARI-JAX	114	105

MOST QUARTERBACK HITS IN THE NFL SINCE 2011

Rk	Player	Team	Games	QBHs
1	J.J. Watt	HOU	95	231
2	Von Miller	DEN	111	184
3	Carlos Dunlap	CIN	113	175

MOST SACKS IN THE NFL SINCE 2011

Rk	Player	Team	Games	Sacks
1	Von Miller	DEN	111	91.0
2	J.J. Watt	HOU	95	83.0
3	Ryan Kerrigan	WAS	118	74.5

MOST MULTIPLE-SACK GAMES IN THE NFL SINCE 2011

Rk	Player	Team	Games
1	J.J. Watt	HOU	23
2	Justin Houston	KAN	18
3	Von Miller	DEN	17

MOST FUMBLE RECOVERIES IN THE NFL SINCE 2011

Rk	Player	Team	Games	FRs
1	J.J. Watt	HOU	95	13
2	Lavonte David	TB	97	12
3	Rob Ninkovich	NE	92	11

J.J. WATT NOTES

NO DROP OFF FOR WATT



WATT

DE J.J. Watt has won three Associated Press NFL Defensive Player of the Year awards, tying **Lawrence Taylor** for the most in NFL history. Watt won the award in 2012, 2014 and 2015. He recorded 20.5 sacks in 2012 and 2014, making him the only player in NFL history with two 20-sack seasons. In 2015, he recorded 17.5 sacks.

This season, Watt has compiled 26 total tackles (20 solo), 7.0 sacks, 12 quarterback hits, eight tackles for loss, four forced fumbles and one pass defended in seven games. He is tied for fourth in the NFL and second in the AFC in sacks, tied for eighth in the NFL and fourth in the AFC in tackles for loss, ranks eighth in the NFL and fifth in the AFC in quarterback hits and tied for first in forced fumbles.

Despite missing 24 games in 2016-17 due to injury, Watt is back to producing at a similar pace of the years where he was recognized as the best defensive player in the game. Below is a comparison of Watt's stats this season compared to where he was through Week 7 in the three years he won Associated Press NFL Defensive Player of the Year.

J.J. WATT THROUGH WEEK 7 IN 2018, 2015, 2014 & 2012

Category	2018	2015*	2014*	2012*
Total Tackles	26	35	29	34
Sacks	7.0	6.0	5.0	9.5
Quarterback Hits	12	16	22	15
Tackles For Loss	8	14	8	15
Forced Fumbles	4	0	0	0
Passes Defensed	1	5	6	10

*indicates Watt won Associated Press NFL Defensive Player of the Year.

J.J. SWATT

Since he entered the NFL in 2011, Texans DE **J.J. Watt** leads all defensive linemen with 48 passes defensed. Watt led all defensive linemen in passes defensed in 2012 and 2015 and finished second in 2014.

In Week 7 at Jacksonville, Watt registered his first pass defensed of the season and passed **Glover Quin** (47) for the fifth-most in team history.

Watt set an NFL record for a defensive lineman with 16 passes defensed. In 2012 Five of Watt's 16 passes defensed in 2012 were picked off, with four leading to Texans scores.

Watt picked off one pass in 2014 at the line of scrimmage and took it 80 yards for a touchdown in Week 4 against Buffalo. Watt also had a pick-six in the 2011 Wild Card game against Cincinnati.

AND THE HITS KEEP COMING

DE **J.J. Watt** led the NFL in quarterback hits for four straight seasons (2012-15) and leads the league since 2011 with 231. He set a career-high with 10 quarterback hits against Tennessee in Week 8 of 2015, besting his previous career-high of nine against the Bills in Week 4 of 2014.

Watt led the NFL in quarterback hits in 2012, 2013, 2014 and 2015, piling up 43 in 2012, 46 in 2013, a career-high 51 in 2014 and 50 in 2015, according to NFL statistics. To put that into perspective, Watt is the only player to record more than 40 quarterback hits in a season since 2006 and has accomplished the feat four times. Watt is also one of two players (Rams DT **Aaron Donald** in 2015-16) to record more than 30 quarterback hits in a season multiple times since 2006.

SINGLE-SEASON QB HITS (2006-17)

Rank	Player	Season	Team	QBH
1	J.J. Watt	2014	HOU	51
2	J.J. Watt	2015	HOU	50
3	J.J. Watt	2013	HOU	46
4	J.J. Watt	2012	HOU	43
5	Aaron Donald	2015	LAR	37

SACK STREAK

In 2015, DE **J.J. Watt** had a sack in a franchise-record seven consecutive games from Week 13 of the 2014 campaign to Week 2 of 2015. He posted multiple sacks in five of those games for a total of 14.0 quarterback takedowns. Over those seven games, no NFL player registered more sacks than Watt.

MOST CONSECUTIVE GAMES WITH A SACK, TEXANS HISTORY

Player	Start	End	Games	Sacks
J.J. Watt	Week 13, 2014	Week 2, 2015	7	14.0
Mario Williams	Week 11, 2007	Week 16, 2007	6	10.0
J.J. Watt	Week 7, 2015	Week 12, 2015	5	9.5
J.J. Watt	Week 2, 2012	Week 6, 2012	5	9.0
J.J. Watt	Week 6, 2014	Week 11, 2014	5	7.5
Jadeveon Clowney	Week 8, 2017	Week 12, 2017	5	6.0
J.J. Watt	Week 7, 2013	Week 12, 2013	5	6.0

ALL BY MYSELF

Since passes defensed officially began being tracked in 1991, 11 players have recorded at least 10.0 sacks and 10 passes defensed in a single season. Only Texans DE **J.J. Watt** and **Jason Taylor** have accomplished that feat more than once. Watt is also the only player in NFL history to record at least 15.0 sacks and 15 passes defensed in the same season.

PLAYERS WITH AT LEAST 10.0 SACKS AND 10 PASSES DEFENSED IN A SEASON, SINCE 1991

Player	Season, Tm	GP	Sacks	PD
J.J. Watt	2012, HOU	16	20.5	16
J.J. Watt	2014, HOU	16	20.5	10
Tim Harris	1992, SF	16	17.0	10
Jared Allen	2007, KC	14	15.5	11
Simeon Rice	2002, TB	16	15.5	11
Reggie White	1991, PHI	16	15.0	13
Jason Taylor	2006, MIA	16	13.5	11
Cameron Jordan	2017, NO	16	13.0	11
Wayne Martin	1995, NO	16	13.0	10
Jamir Miller	2001, CLE	16	13.0	14
Alfred Williams	1996, DEN	16	13.0	11
Jason Taylor	2005, MIA	16	12.0	10
Steve Foley	2004, SD	16	10.0	12
Greg Lloyd	1994, PIT	15	10.0	11

WATT SETS FRANCHISE RECORDS, LEADS NFL

DE **J.J. Watt** owns franchise records for fumble recoveries in a career (13) and in a season (5 in 2014). Watt's league-leading five fumble recoveries in 2014 were the most by a defensive lineman since **Justin Tuck** (five in 2010). In the last 10 games in which Watt has recovered a fumble, he has also had at least 1.0 sack, dating back to Week 2 of 2012.

WATT'S GAMES WITH A SACK AND FUMBLE RECOVERY

Date	Opp	Sack	FR
9/16/12	at Jax	1.5	1
9/30/12	Ten	2.0	1
11/10/13	at Ari	1.0	2
9/7/14	Was	1.0	1
10/9/14	Ind	2.0	1
10/20/14	at Pit	1.0	1
11/16/14	at Cle	1.0	1
11/30/14	Ten	2.0	1
1/3/16	Jax	3.0	1
9/18/16	KC	1.5	1

SACK ATTACK

Texans DE **J.J. Watt** is the only player to record 20.0-or-more sacks more than once in his career since the sack became an official statistic in 1982. He is one of only two players since 1982 with three-or-more seasons with at least 17.5 sacks, joining **Reggie White**. Watt twice led the NFL in sacks with 20.5 in 2012 and 17.5 in 2015.

PLAYERS WITH THREE-OR-MORE SEASONS OF 17.5 SACKS, SINCE 1982

Player	Team	Year	Sacks
Reggie White	PHI-GB	1986	18.0
		1987	21.0
		1988	18.0
J.J. Watt	HOU	2012	20.5
		2014	20.5
		2015	17.5

THE 70 CLUB

From 2011 to 2015, DE **J.J. Watt** posted 74.5 sacks, which is the second-highest total by an NFL player in his first five seasons since sacks were officially tracked by the NFL. Hall of Fame DE **Reggie White** leads the list with 81.0 sacks in his first five years (1985-89).

MOST CAREER SACKS IN AN NFL PLAYER'S FIRST FIVE SEASONS

Player, Tm	Years	Sacks
Reggie White, PHI	1985-89	81.0
J.J. Watt, HOU	2011-15	74.5
Derrick Thomas, KC	1989-93	66.0
DeMarcus Ware, DAL	2005-09	64.5
Richard Dent, CHI	1983-87	61.5

WATT NAMED WALTER PAYTON MAN OF THE YEAR

Houston Texans DE **J.J. Watt** was named the 2017 Walter Payton NFL Man Of The Year Presented By Nationwide. Considered the league's most prestigious honor, the Walter Payton NFL Man of the Year Award recognizes a player for his excellence on and off the field.

Prior to kickoff of Super Bowl LII, Man of the Year winners were recognized on-field, as a testament to their contributions to the game and to their communities. The Man of the Year Legacy Pregame Moment culminated with the introduction of Watt as the 2017 recipient, welcoming him into the exceptional fraternity.

In the wake of Hurricane Harvey, Watt solidified his importance to the city of Houston by being an unwavering fixture of hope. While watching the events unfold from a hotel room in Dallas, Watt posted a video on social media announcing a fundraising campaign with a very reasonable goal of \$200,000, to which he matched the first \$100,000. In 19 days, he raised \$41.6 million making it the largest crowdsourced fundraiser in world history. Watt has dedicated himself to finding organizations that will apply the funds in the way he has promised the donors and victims of Harvey. He recently announced a plan with strategic partners, making good on his promise to ensure that every dollar goes directly to the people of Houston and its surrounding areas.

Watt's dedication to charitable service began at a young age when the thought of being in the NFL was still just a dream. He started the Justin J. Watt Foundation in Wisconsin in 2010 out of a desire to help underserved kids. His personal motto of "Dream Big, Work Hard" culminated into a mission that he continues to use to impact communities nationwide. The foundation has provided over \$3.4 million in funding to middle schools and organizations that have insufficient funding for after-school athletic programs or no after-school athletics whatsoever for 6th – 8th grade children.

Watt received \$500,000, half of which will go to a charity of his choice and half of which will support the expansion of Character Playbook across the country.

OTHER ACCOLADES FOR WATT IN 2017:

- 2017 SPORTS ILLUSTRATED SPORTSPERSON OF THE YEAR
- 2018 HONORARY DEGREE AT BAYLOR MEDICAL SCHOOL
- 2018 TIME 100 LIST (MOST INFLUENTIAL PEOPLE)

HURRICANE HARVEY RELIEF FUND RECAP & PLANS

The Justin J. Watt Foundation released the progress of the contributions made to the Hurricane Harvey Relief Fund started by **J.J. Watt** following the destruction left by Hurricane Harvey. The fundraiser raised \$41.6 million making it the largest crowdsourced fundraiser in world history. All funds have been distributed to eight nonprofits: All Hands and Hearts, Americares, Boys & Girls Clubs, Baker Ripley, Feeding America, Habitat for Humanity, Save the Children and SBP.

THE FUNDS RAISED HAVE BEEN USED ON THE FOLLOWING:

- The cleanup, repair and rebuilding of over 600 homes.
- The recovery and rebuilding of over 420 childcare centers and after-school programs, serving over 16,000 children.
- The distribution of over 26,000,000 meals to those affected.
- Physical and mental health services to over 6,500 individuals.
- Distribution of medicine to over 10,000 patients.

THE WORK CONTINUES. THE PLAN MOVING FORWARD:

- Home restoration and disaster case management, including assistance with temporary housing, furniture, appliances, transportation and more with Baker Ripley.
- Continued assistance with both physical and mental health services, including the distribution of medicine and implementation of mobile medical clinics with Americares.
- Additional support to handle the massive increase in demand following Harvey, covering 48 counties through the Houston Food Bank, Coastal Bend Food Bank, Food Bank of the Golden Crescent and Southeast Texas Food Bank with Feeding America.
- Rebuilding Harvey-damaged homes, while also focusing on providing resiliency for future storms in Rockport, Aransas County, Refugio County and San Patricio County with All Hands & Hearts.
- Rebuilding and restoring damaged Boys & Girls Clubs centers in Harvey-affected areas, serving over 5,000 youth.
- Repairing & rebuilding Harvey-damaged homes with Habitat for Humanity.

Letter from Watt on Aug. 27: "As I reflect on the events of Hurricane Harvey one year ago, the memories of destruction and devastation remain, but they are accompanied by memories of hope, selflessness and the beauty of the human spirit. The actions of professional first responders and everyday citizens alike were an inspiration to the world and a shining example of the inherent good that lies within us all. Those actions locally were then supported by the actions of hundreds of thousands from around the world showing their support and donating their money in order to help out in any way they could. I was fortunate enough to witness that generosity first hand, as the fundraiser that I started with a simple goal of \$200,000 turned into an unbelievable outpouring of support from people all around the globe. When it was all said and done, after the late donations and checks that came in after the deadline were counted, the total amount that was donated and is now hard at work in the community was \$41.6 million. In the past year, those funds have been used to repair and rebuild houses, allowing people to finally return and once again have a place to call 'home'. Those funds have restored and rebuilt childcare centers so that parents can once again have a place to take their children where they know they will be safe, so that they can return to work and resume a sense of normalcy. Those funds have provided millions and millions of meals to people who weren't sure where their next meal might be coming from after being devastated by the storm. And those funds provided physical and mental health care to those who suffered from the events of that awful weekend one year ago. While a great deal has been accomplished in the past 12 months, there is still much work to be done. Moving forward, there will be more of the same, as we continue to work with our incredible nonprofit partners to provide as much help and support as we possibly can for those affected by Harvey. I cannot thank everyone enough for your support and generosity. You have truly provided an unbelievable example of what the human spirit is capable of accomplishing. Every time that I am fortunate enough to witness someone step back into their home for the first time or a child run around on the playground again, I am reminded of the generosity of strangers that helped make it all possible. Thank you and never stop spreading the positivity! #HoustonStrong"

WILL FULLER V NOTES

A FIRST FOR FULLER



FULLER V

WR **Will Fuller V** is the first player in Texans franchise history to record 10-or-more receiving touchdowns in his first 25 career games in the NFL. He is also the fastest player to 12 receiving touchdowns in team history, reaching that mark in just 27 games (Week 4 at Indianapolis).

Since the beginning of 2017, Fuller is the only NFL player with 10-or-more touchdowns on fewer than 100 targets and leads the league in touchdowns per target among players with more than 10 touchdowns. He has recorded at least one reception in all 30 career games, which is the third-longest streak in team history to start a career (**DeAndre Hopkins** - 86 & **Andre Johnson** - 35).

In Week 7 at Jacksonville, Fuller finished with a team-high 68 receiving yards on six receptions (11.3 avg.) and eclipsed 100 career receptions. Additionally, over the last two seasons (2017-18), Hopkins (17) and Fuller (10) lead the NFL in touchdown receptions by a pair of teammates (27).

PLAYERS WITH 10+ TDS ON 140-OR-LESS TARGETS SINCE 2017

Rk	Player	Team	Targets	TDs	Pct.
1	Will Fuller V	HOU	89	10	11.24%
2	Kyle Rudolph	MIN	117	10	8.55%
3	Jimmy Graham	SEA/GB	140	11	7.86%
4	Cooper Kupp	LAR	135	10	7.40%

BACK IN FULLER FORCE

In Week 2 at Tennessee, WR **Will Fuller V** recorded 113 yards on eight receptions (14.1 avg.) and one touchdown. Fuller's 113 receiving yards are the most he's had in a game since Week 8 of 2017 at Seattle (125). His touchdown came on a 39-yard pass from QB **Deshaun Watson**.

In Week 3 vs. the N.Y. Giants, Fuller tallied 101 yards on five receptions (20.2 avg.) and one touchdown. He became the first Texans player with 100-or-more receiving yards in back-to-back games since he accomplished the feat in Weeks 1-2 of 2016. It marked his fifth career game with 100-or-more receiving yards and he now has the third-most 100-yard receiving games in team history. He also has the ninth-most receiving touchdowns and the ninth-most receiving yards. In Week 4 at Indianapolis, Fuller recorded 49 yards on four receptions (12.3 avg.) and one touchdown. He caught a three-yard touchdown pass from Watson for his third receiving touchdown of the season and the 12th of his NFL career.

FILLING IT UP

In 2017, WR **Will Fuller V** compiled 28 receptions for 423 yards (15.1 avg.) and a career-high seven touchdowns in 10 games. He was the only player in the top-30 (19th) of receiving touchdowns in less than 11 games.

Fuller scored a touchdown on seven of his first 11 receptions of the season. Since 1991, no player in the NFL has reached seven receiving touchdowns on fewer receptions in a season. He is also one of two players in franchise history with six-or-more receiving touchdowns in a four-game span (Weeks 4-8), joining WR **DeAndre Hopkins** (Weeks 5-9).

Fuller became the fourth player in team history with a touchdown reception in four straight games, joining Hopkins (2017), **Arian Foster** (2014) and **Andre Johnson** (2007 & 2010-11). He also had an NFL-best three games with two-or-more receiving touchdowns, which is tied for the most games in a season with multiple touchdown receptions in team history (Johnson-2009 & Hopkins-2015). Fuller was second on the team with four receiving touchdowns of 20-or-more yards, which tied for sixth in the NFL.

In Week 5 vs. Kansas City, Fuller had two receptions for 57 yards (28.5 avg.) and two touchdowns after compiling four receptions for 35 yards (8.8 avg.) and two touchdowns in Week 4 vs. Tennessee. He became the second player in team history to record multiple touchdown receptions in consecutive games (Johnson in 2013) and the ninth player in franchise history to record multiple touchdown receptions in the same game.

WHERE THERE'S A WILL, THERE'S A WAY

WR **Will Fuller** has compiled 40 receptions for 658 yards (16.5 avg.) and 10 touchdowns on 61 targets in 10 games with QB **Deshaun Watson**.

WILL FULLER IN 10 GAMES WITH DESHAUN WATSON

Date	Wk	Opp	Tgts	Rec.	Yds	Avg	Lg	TD
10/01/17	4	Ten	6	4	35	8.8	16t	2
10/08/17	5	KC	3	2	57	28.5	48t	2
10/15/17	6	Cle	5	2	62	31.0	39t	1
10/29/17	8	at Sea	8	5	125	25.0	59t	2
09/16/18	2	at Ten	9	8	113	14.1	39t	1
09/23/18	3	NYG	11	5	101	20.2	37	1
09/30/18	4	at IND	5	4	49	12.3	22	1
10/07/18	5	DAL	3	2	15	7.5	10	0
10/14/18	6	BUF	3	2	33	16.5	17	0
10/21/18	7	at JAX	8	6	68	11.3	18	0
Totals			61	40	658	16.5	59t	10

DYNAMIC DUO

WR **DeAndre Hopkins** (13) and WR **Will Fuller V** (seven) combined for 20 receiving touchdowns in 2017, which was the most by a pair of teammates in the NFL and the most by a pair of teammates in franchise history.

Fuller and Hopkins were the second pair of teammates with multiple games of two-or-more receiving touchdowns in 2017 (**Jordy Nelson** & **Davante Adams**). It also marked the first time two players have accomplished the feat in the same season in franchise history. From Week 4-8, Fuller V and Hopkins each had a touchdown in four consecutive games, becoming the first teammates to do so since **Randall Cobb** and **Jordy Nelson** in 2014, and each had six-or-more touchdowns in the four-game span, becoming the first teammates to accomplish that feat since **Al Toon** and **Wesley Walker** (N.Y. Jets) in 1986.

In Week 8 at Seattle, Hopkins (224) and Fuller V (125) combined for the most receiving yards (349) by any tandem in a single NFL game since Detroit's **Calvin Johnson** (329) and **Kris Durham** (54) tallied 383 yards in Week 8 of 2013. The last teammates in the NFL with a combined 340-or-more yards and three-or-more receiving touchdowns in a game were Houston's **Andre Johnson** (273 yards, one TD) and **Garrett Graham** (82 yards, two TDs) in Week 11 of 2012. In Week 5, Hopkins (three) and Fuller (two) each had multiple receiving touchdowns, which marked the first time in franchise history that the Texans had two players with multiple receiving touchdowns in the same game.

ROOKIE RECORD

WR **Will Fuller V** recorded 47 receptions for 635 yards and two touchdowns as a rookie in 2016. Fuller's 635 yards are the third-most receiving yards posted by a rookie in team history, trailing **Andre Johnson** (976 in 2003) and **DeAndre Hopkins** (802 in 2013). In Week 4 of 2016 vs. Tennessee, Fuller recorded seven receptions for 81 yards and a touchdown, while also returning a punt 67 yards for a score. He became the first player in team history with a receiving and punt return touchdown in a game.

Fuller became the first rookie in NFL history with 300 receiving yards and a punt return touchdown in his team's first four games. RB **Hugh McElhenny** is the only other rookie to produce over 300 scrimmage yards and a punt return touchdown in as many games to start a season (1952).

In Week 1, Fuller (five receptions for 107 yards and one touchdown) became the first rookie first-round pick to post a 100-yard receiving game in a season opener since **Louis Lipps** (1984). He also became the first Texans rookie with a 100-yard receiving game and a touchdown in a season opener. In Week 2, Fuller (four receptions for 104 yards) became the third player in NFL history with back-to-back 100-yard receiving performances to open his career, joining **Lionel Taylor** (1960) and **DeSean Jackson** (2008).

TYRANN MATHIEU NOTES

HONEY BADGER VS. THE JAGUARS

In Week 7 at Jacksonville, Texans S **Tyrann Mathieu** finished with five total tackles (four solo), 1.0 sack, one interception, one quarterback hit, one tackle for loss and one pass defended.

Mathieu became the fourth player this season with at least five total tackles, a sack, an interception, a tackle for loss, a quarterback hit and a pass defended in a single game. He is also the fourth player in Texans history to accomplish the feat and marks the sixth overall time it's been done in team history. ILB **Brian Cushing** did it three times and ILB **Dylan Cole** was the last to do it in 2017.

Mathieu intercepted a pass from Jaguars QB **Cody Kessler** in the fourth quarter at the Houston 20-yard line and returned it six yards. It was his second interception as a member of the Texans and the 13th of his NFL career (2013-18). Mathieu also sacked Kessler for a loss of four yards late in the fourth quarter, marking his first sack since joining the Texans and fifth sack of his NFL career. He also became the fastest active defensive back in the NFL to reach 30 career tackles for loss (73 games).

This season, Texans S **Tyrann Mathieu** has compiled 39 total tackles (32 solo), two interceptions, 1.0 sack, two tackles for loss, one quarterback hit, one fumble recovery and five passes defended.

MATHIEU'S DEBUT

In his debut with the Texans in Week 1 at New England, S **Tyrann Mathieu** finished with five total tackles (three solo), one interception, one fumble recovery and one pass defended. Mathieu became the first Texans player to record an interception and a fumble recovery in the same game since LB **Tim Dobbins** in Week 13 of 2012. It also marked the first time in Mathieu's career he's had an interception and a fumble recovery in the same game.

Mathieu, who the Texans signed as a free agent from the Arizona Cardinals this offseason, became the first Texans player to record five total tackles, one interception and one fumble recovery in a game since S **Troy Nolan** in Week 17 of the 2010 season.

Mathieu intercepted a pass from Patriots QB **Tom Brady** in the first quarter on 3rd-and-6 at the New England 17-yard line after DE **Angelo Blackson** tipped the pass. It was his first interception as a member of the Texans. Later in the game, on New England's first drive of the second half, Mathieu recovered a fumble by Patriots TE **Rob Gronkowski** and returned it one yard to the Houston 45 yard line. The fumble was caused by S **Kareem Jackson** and marked just the second fumble recovery of Mathieu's NFL career.


Below is the list of players who have recorded an interception and a fumble recovery in the same game in Texans history:

Player	Season	Week	Opponent
Tyrann Mathieu	2018	1	New England
Tim Dobbins	2012	13	Tennessee
Troy Nolan	2010	17	Jacksonville
Kevin Bentley	2010	11	N.Y. Jets
Bernard Pollard	2009	17	New England
C. C. Brown	2006	17	Cleveland
DeMarcus Faggins	2006	14	Tennessee
DeMeco Ryans	2006	13	Oakland

Below is the list of players who have recorded at least five total tackles, one interception and one fumble recovery in a game in Texans history:

Player	Season	Week	Opponent
Tyrann Mathieu	2018	1	New England
Troy Nolan	2010	17	Jacksonville
Kevin Bentley	2010	11	N.Y. Jets
Bernard Pollard	2009	17	New England
DeMeco Ryans	2006	13	Oakland

PREMIER PLAYMAKER



MATHIEU

In his NFL career (2013-18), Texans S **Tyrann Mathieu** has recorded 342 total tackles (310 solo), 5.0 sacks, 13 interceptions (one returned for a touchdown), 16 quarterback hits, 30 tackles for loss, four forced fumbles, two fumble recoveries and 46 passes defended in 73 career games (64 starts).

Mathieu was drafted by the Arizona Cardinals in the third round (69th overall) of the 2013 NFL Draft out of LSU and has developed into one of the NFL's top defenders. In fact, Mathieu joins Eagles S **Malcolm Jenkins**, Panthers LB **Luke Kuechly** and Giants LB **Alec Ogletree** as the only players in the NFL that have recorded at least 25 tackles for loss and 40 passes defended since 2013.

PLAYERS WITH 25+ TACKLES FOR LOSS & 40+ PASSES DEFENSED SINCE 2013

Player	Team	Games	PDs	TFLs
Malcolm Jenkins	NO-PHI	85	52	26
Luke Kuechly	CAR	76	42	48
Tyrann Mathieu	ARI-HOU	73	46	30
Alec Ogletree	LAR-NYG	73	45	34

AT HIS BEST

S **Tyrann Mathieu** joined the Texans this offseason after one of the best seasons of his career in 2017 with the Arizona Cardinals.

Mathieu started all 16 games for Arizona, marking the first time in his NFL career he did not miss a game. Mathieu also played a role on special teams and finished the 2017 season having played more snaps (1,261) than any other player in the NFL.

In his 16 starts, Mathieu recorded 74 total tackles (66 solo), 1.0 sack, two interceptions, four quarterback hits, six tackles for loss, one forced fumble, seven passes defended and four special teams tackles.

Mathieu was one of just five players in the NFL to record more than 70 total tackles, two interceptions, six tackles for loss, one forced fumble and 1.0 sack in 2017. He was also one of only two defensive backs to accomplish the feat.

Mathieu's seven passes defended made him one of only three players in the NFL to record more than 70 total tackles, two interceptions, six tackles for loss, one forced fumble, 1.0 sack and seven passes defended in 2017, joining Ravens LB **C.J. Mosley** and Steelers S **Sean Davis**.

PLAYERS WITH 70+ TKLS, 2+ INTS, 6+ TFLS, 1+ FF & 1.0+ SKS IN 2017

Player	Tm	Tkls	INTs	TFLs	FF	Sacks
C.J. Mosley	Bal	132	2	11	3	1.0
Luke Kuechly	Car	125	3	7	1	1.5
Telvin Smith Sr.	Jax	102	3	12	1	1.0
Sean Davis	Pit	90	3	7	1	1.0
Tyrann Mathieu	Ari	74	2	6	1	1.0

THE MORE YOU CAN DO

S **Tyrann Mathieu's** ability to make an impact on defense and special teams makes him one of the most unique players in the NFL. He was one of only four players in the NFL last season to record at least 70 total tackles, four special teams tackles, 1.0 sack and five passes defended. One of the other four players is Texans ILB **Zach Cunningham**.

In fact, Cunningham and Mathieu were the only two players in the NFL in 2017 to record more than 70 total tackles, four special teams tackles, 1.0 sack, one forced fumble and five passes defended.

Since 2013, Mathieu (73 games) and Eagles S **Malcolm Jenkins** (85 games) are the only players in the NFL with more than 300 total tackles, five special teams tackles, 25 tackles for loss and 40 passes defended.

KAREEM JACKSON & JOHNATHAN JOSEPH NOTES

KAREEM RISES TO THE TOP



JACKSON

This season, Texans S **Kareem Jackson** has compiled 38 total tackles (30 solo), two interceptions, three tackles for loss, two forced fumbles, one fumble recovery and eight passes defended. Jackson is the first player since at least 2000 to record those stats through a team's first seven games of a season.

In Week 7 at Jacksonville, Jackson finished with three total tackles (three solo) and recovered a fumble by Jaguars QB **Blake Bortles** at the Jaguars' 12-yard line that was forced by Texans ILB **Zach Cunningham**. It marked his first fumble recovery of the season and the third of his NFL career (2010-18).

In Week 6 vs. Buffalo, Jackson finished with three solo tackles, one interception, one tackle for loss and three passes defended. Jackson joined Jets S **Jamal Adams** as the only players in the NFL to record three total tackles, one tackle for loss, three passes defended and one interception in a single game this season.

Jackson is currently the only player in the NFL to record at least three total tackles, one tackle for loss, two passes defended and one interception in multiple games this season and is the first Texans player to accomplish the feat in multiple games in a single season in franchise history. Only **Johnathan Joseph** (2017), **Darryl Morris** (2014) and **Jason Allen** (2011) have accomplished the feat once in a season in franchise history.

Jackson recorded the 16th interception of his career (2010-18), which is the most by a player in franchise history. Jackson also registered a career-high three passes defended in the game. He also now has 20 tackles for loss in his NFL career, which are the most by a defensive back in franchise history.

In Week 5 vs. Dallas, Jackson finished with five total tackles (five solo), one interception, one tackle for loss and two passes defended. He recorded his first interception of the season off Cowboys QB **Dak Prescott**. With an interception in Week 5 and Week 6, Jackson became the first Texans player to record an interception in back-to-back games since S **Quintin Damps** in Weeks 16-17 of the 2016 season.

K-JACK & J-JO ON PATROL

Since becoming teammates in 2011, S **Kareem Jackson** and CB **Johnathan Joseph** have combined for 169 passes defended and 29 interceptions, seven of which have been returned for touchdowns.

In that time, Texans opponents have the second-lowest completion percentage in the NFL at 58.5 (Kansas City - 58.1) and the third-lowest net yards passing per game at 216.1 (Seattle - 203.8 and Denver - 214.8).

Jackson (16) leads Joseph (15) by one for most career interceptions in franchise history but Joseph's four pick-sixes with the Texans led Jackson (three) by one for most. Joseph is first on the team's passes defended list all-time with 100 while Jackson is second with 79. Joseph is also the franchise's all-time leader with 392 return yards on interceptions, while Jackson is second with 336. Jackson is third in team history in total tackles with 507 while Joseph is sixth with 407.

Joseph ranks tied for 13th in career total tackles by a cornerback in NFL history and first among active cornerbacks (675). He is also sixth among active cornerbacks in career interceptions with 29 total and tied for second in interceptions returned for a touchdown (seven).

In Week 6 vs. Buffalo, Joseph and Jackson joined Browns LB **Joe Schobert** and DB **Terrance Mitchell** as the only pair of teammates to each record an interception in the final two minutes of the same game since the start of the 2017 season. Joseph and Jackson are also the only teammates in the NFL to each record at least 30 total tackles, eight passes defended and an interception this season. Eagles CB **Ronald Darby**, Rams ILB **Corey Littleton** and Browns CB **Denzel Ward** are the only other players in the NFL to record those numbers through seven games.

LEADS THE PD'S

CB **Johnathan Joseph** tied **Ray Buchanan** (176) for the ninth-most career passes defended in NFL history and leads the league in career passes defended since he began his career with Cincinnati in 2006 (179 games). Only **Troy Vincent** (146) and **Champ Bailey** (171) reached 175 passes defended in fewer games than Joseph (178 games).


Joseph also ranks second in the NFL since joining the Texans in 2011 with a franchise-record 100 total passes defended in 112 games, trailing CB **Richard Sherman** (101).

Joseph has eight passes defended in 2018, which ties S **Kareem Jackson** for the team lead. He recorded three passes defended in Week 5 vs. Dallas, which marked the 18th game in his career where he's recorded three-or-more passes defended. He is the only active player in the top-15 in passes defended and total tackles by a cornerback in NFL history.

MOST PASSES DEFENDED, SINCE 2006

Player, Tms	G	PD
Johnathan Joseph, Cin-Hou	179	176
Dominique Rodgers-Cromartie, Ari-Phi-Den-NYG-Oak	159	146
Tramon Williams, GB-Cle-Ari-GB	173	142

CAN'T THROW ON J-JO



JOSEPH

In Week 6 vs. the Bills, CB **Johnathan Joseph** finished with six total tackles, one interception and two passes defended. He intercepted a pass from Bills QB **Nathan Petherman** and returned it 28 yards for a touchdown with 1:23 left in the game to give Houston a 20-13 lead. Joseph's pick-six was the fifth interception returned for a touchdown with under two minutes left in the fourth quarter or overtime of a one score game since 1994. It marked his first pick-six since Week 6 of the 2017 season vs. Cleveland.

Joseph became the first Texans player to record at least six total tackles, two passes defended and return an interception for a touchdown in a game since CB **Aaron Glenn** in Week 14 of the 2002 season and joined Jets LB **Darron Lee** as the only players in the NFL to accomplish the feat in a single game this season.

Joseph recorded his first interception of the season and the 15th interception since joining the Texans in 2011, which is the second-most in franchise history (S **Kareem Jackson** - 16). He also tallied his fourth interception returned for a touchdown since joining the Texans in 2011, which is a franchise record. Joseph has registered 29 career interceptions and seven career interceptions returned for a touchdown since 2006.

Joseph also tied **Eric Weddle** and **Mike Adams** (29) for the seventh-most career interceptions among active NFL players and tied **Janoris Jenkins** (seven) for the second-most career interceptions returned for touchdowns among active NFL players behind only **Aqib Talib** (10).

JACKSON'S START AT SAFETY

S **Kareem Jackson**'s 23 total tackles in Weeks 1-3 were the most in a three-game span in his nine-year NFL career (2010-18). In Week 1, Jackson started at safety for the first time in his career and finished tied for the team lead with eight total tackles (eight solo) and two forced fumbles. He became the first Texans player to record eight-or-more total tackles and two forced fumbles in a game since **Brian Cushing** in 2011. He also forced multiple fumbles for the first time in his career and became the first Texans player with multiple forced fumbles in a game since CB **Johnathan Joseph** in 2014. Jackson caused a fumble by Patriots TE **Rob Gronkowski** that S **Tyrann Mathieu** recovered. This marks the first time in his career Jackson will finish with multiple forced fumbles in a season and he now has five total in his career. In Week 2, Jackson finished with six tackles (three solo) and two passes defended. In Week 3, he finished with nine total tackles (five solo) and one pass defended.

LAMAR MILLER NOTES

OUTRUNNING THE JAGUARS



MILLER

In Week 7 at Jacksonville, Texans RB **Lamar Miller** ran for a game-high 100 yards and one touchdown on 22 carries (4.5 avg.). He scored on a five-yard run in the second quarter to give Houston a 13-0 lead following a 10-play, 60-yard drive (4:55).

Miller ran for 100 yards for the first time since Week 14 of the 2016 season at Indianapolis (107). He also scored his first rushing touchdown of the season, ninth since joining the Texans in 2016 and 28th of his NFL career. He passed

David Carr (eight) for the seventh-most career rushing touchdowns in Texans history.

Miller was especially impressive in the first half as he tallied the most rushing yards (75) by a Texans player in the first half of a game since he ran for 83 yards in Week 1 of the 2016 season vs. Chicago, which was his first game as a member of the Texans.

MILLER TIME

Since 2014, RB **Lamar Miller** has rushed for 4,303 yards, which is the fifth-most in the NFL during that span. He also ranks fourth in carries since 2014 with 1,011 and tied for 15th in rushing touchdowns with 25.

In 2017, Miller led the NFL in games with 50-or-more rushing yards (13) and tied for first in the NFL with 14 games of 40-or-more rushing yards. He finished ranked eighth in the AFC in rushing attempts (238), 11th in the AFC in rushing yards (888) and 11th in the AFC in first downs rushing (43).

In his first year with the Texans in 2016, Miller racked up 1,073 rushing yards, which ranked sixth in the AFC and 10th in the NFL. His 268 carries set a single-season career high and his 1,073 rushing yards were the second-highest mark of his career. Miller also posted four 100-yard rushing games in 2016, which was a career high.

MOST RUSHING YARDS IN THE NFL, SINCE 2014

Rk	Player	Teams	G	Att	Yds	Avg	Lg	TD
1	LeSean McCoy	PHI-BUF	65	1099	4863	4.42	75t	27
2	DeMarco Murray	DAL-PHI-TEN	62	1062	4493	4.23	75t	34
3	Le'Veon Bell	PIT	49	985	4476	4.54	81	27
4	Frank Gore	SF-IND-MIA	71	1111	4391	3.95	52t	17
5	Lamar Miller	MIA-HOU	68	1011	4303	4.26	97t	25

In 2017, Miller posted his fourth straight season with over 1,200 scrimmage yards, which is tied for the third-longest active streak in the league with **Julio Jones**, trailing only **Frank Gore** (12) and **Antonio Brown** (five). It is the second-longest among running backs. Miller also joins Brown and **Mark Ingram** as the only players with 1,000-or-more scrimmage yards and six-or-more touchdowns in four consecutive seasons.

BY AIR AND BY GROUND

In 2017, RB **Lamar Miller** led the team in rushing with 888 yards on 238 carries (3.73 avg.) and had 327 receiving yards on 36 receptions (9.1 avg.) in 2017. He also scored three rushing touchdowns and a single-season career-high three receiving touchdowns, making him the third player in franchise history to produce three rushing and three receiving touchdowns in a season.

Miller was one of eight players in the NFL in 2017 with 880-or-more rushing yards and 320-or-more receiving yards. He is also the fifth player in Texans history with back-to-back seasons recording 1,200 scrimmage yards, joining **Andre Johnson** (2008-10 and 2012-13), **Arian Foster** (2010-12), **DeAndre Hopkins** (2014-15) and **Domanick Williams** (2003-05). Miller is tied for the fourth-longest streak of seasons with 1,200 scrimmage yards in Texans history, trailing Williams, Foster and Johnson who did it for three straight years.

STRONG START FOR LAMAR

This season, Texans RB **Lamar Miller** has rushed for 371 yards on 95 carries (3.9 avg.) and caught 11 passes for 78 yards (7.1 avg.). He has scored one rushing touchdown and one receiving touchdown while compiling 449 total scrimmage yards.

In Week 1 at New England, Miller ran for 98 yards on 20 carries (4.9 avg.) and caught one pass for 11 yards (11.0 avg.). He recorded a 31-yard run in the first quarter, which marked his third-longest run since joining the Texans and his longest run since Week 11 of 2016 at Oakland.

Miller ranks third in career rushing yards in team history (2,232), third in carries (601), seventh in rushing touchdowns (nine) and seventh in scrimmage yards (2,925). With two touchdowns this season, Miller now ranks 10th in overall career touchdowns in team history with 14. In Week 2, Miller ran for a team-high 68 yards on 14 carries (4.9 avg.) and surpassed 5,000 career rushing yards (2012-18).

GOING STREAKING

Texans RB **Lamar Miller** is tied for sixth in the NFL with 18 games producing 55-or-more scrimmage yards over the last two seasons (2017-18). He has accomplished the feat four times this season, recording 109 yards from scrimmage (98 rushing yards and 11 receiving yards) in Week 1 at New England, 70 scrimmage yards (68 rushing, two receiving) in Week 2 at Tennessee, 71 scrimmage yards (46 rushing, 25 receiving) in Week 6 vs. Buffalo and 99 scrimmage yards (100 rushing, -1 passing) in Week 7 at Jacksonville.

The Texans are the only two teams in the NFL with two players recording 55-or-more scrimmage yards in 18-or-more games over the last two seasons as WR **DeAndre Hopkins** has done it 19 times.

In 2017, Miller tied for the NFL lead with 14 games producing 55-or-more scrimmage yards. Overall, Miller had a 15-game streak of 55-or-more scrimmage yards, from Week 14 of 2016 to Week 14 of 2017, which is tied for the second-longest streak in the NFL over the last three seasons and tied for the third-longest streak in Texans history.

MOST GAMES WITH 55-OR-MORE SCRIMMAGE YARDS, 2017-18

Rk	Player	Team	Games
1	Todd Gurley	LAR	21
2t	Melvin Gordon	LAC	19
2t	DeAndre Hopkins	HOU	19
2t	Kareem Hunt	KAN	19
2t	Julio Jones	ATL	19
6t	Lamar Miller	HOU	18
6t	Michael Thomas	NOR	18

LONGEST STREAKS OF 55-OR-MORE SCRIMMAGE YARDS, 2016-18

Rk	Player	Team	Games
1	Todd Gurley	LAR	17*
2t	DeAndre Hopkins	HOU	15
2t	Lamar Miller	HOU	15
2t	Ezekiel Elliott	DAL	15
2t	David Johnson	ARI	15
2t	DeMarco Murray	TEN	15

*indicates active streak

TWICE IS NICE

Texans RB **Lamar Miller** recorded two games in 2017 with a rushing and receiving touchdown. He now has three such games in his career with the Texans, which is second to RB **Arian Foster** (six) in team history.

Miller is only the third player to have both a rushing and receiving touchdown in multiple games in the same season in franchise history, joining Foster (2010 and 2011) and RB **Steve Slaton** (2009). He also had a rushing and receiving touchdown in Week 6 vs. Indianapolis in 2016.

BENARDRICK MCKINNEY & WHITNEY MERCILUS NOTES

B-MAC ON THE ATTACK



MCKINNEY

Texans ILB **Benardrick McKinney** is tied for 11th in the NFL and ranks fifth in the AFC in total tackles since 2016 with 275. He is second on the team this season with 51.

In Week 6 vs. Buffalo, McKinney finished second on the team with 11 total tackles (six solo) and tallied 1.0 sack, two quarterback hits and one tackle for loss. He recorded the most total tackles in a game since Week 1 of the 2017 season vs. Jacksonville (11).

McKinney notched 11 total tackles and 1.0 sack in a game for a fourth time in his career, which passed **DeMeco Ryans** and **Jamie Sharper** (three) for the most games with at least 11 tackles and 1.0 sack in franchise history. He combined with ILB **Zach Cunningham** (13) for the most total tackles by a pair of Texans since Week 3 of 2010 vs. Dallas when **Bernard Pollard** (15) and **DeMeco Ryans** (10) combined for 25 total tackles. It also marked the first time two Texans had 11-or-more total tackles since Week 4 of 2010 at Oakland (Ryans – 11, Pollard – 11).

McKinney sacked Bills QB **Josh Allen** for a loss of five yards in the first quarter and now has 1.5 sacks this season and 10.5 in his NFL career (2015-18). McKinney also tallied his third tackle for loss of the season and now has 28 in his NFL career (2015-18) and registered his fourth quarterback hit of the season and now has 25 in his career.

In Week 5 vs. Dallas, McKinney tied for second on the team with eight total tackles (six solo), 0.5 sacks, one quarterback hit and one tackle for loss. He split a sack on Cowboys QB **Dak Prescott** with DE/OLB **Jadeveon Clowney** for a loss of 2.5 yards in the third quarter.

McKinney ranks 10th in Texans history in total tackles with 333 and tied for eighth in tackles for loss with 28. He is also tied for the sixth-most sacks by a linebacker in team history (10.5).

BENARDRICK'S BREAKOUT

Last season, ILB **Benardrick McKinney** compiled a team-leading 95 total tackles (62 solo) along with 3.0 sacks, eight quarterback hits, a single-season career-high 10 tackles for loss, one forced fumble and one pass defended while starting all 16 games. Among all players with 3.0-or-more sacks in 2017, McKinney finished sixth in the league in total tackles.

In Week 2 at Cincinnati, McKinney compiled six total tackles (four solo), including three tackles for loss and 2.0 sacks. He became just the fourth Texans linebacker and sixth player in team history to record six-or-more total tackles, three-or-more tackles for loss and 2.0-or-more sacks in a game. DE/OLB **Jadeveon Clowney** also did it in Week 3 at New England. Clowney and McKinney were also the only two Texans with five-or-more total tackles, 2.0-or-more sacks and three-or-more tackles for loss in a game in 2017. In Week 11 vs. Arizona, McKinney finished with a team-high nine total tackles (seven solo) and had two tackles for loss. It marked his sixth career game with multiple tackles for loss, including three in 2017.

RIGHT PLACE, RIGHT TIME

Despite missing 11 games in 2017, Texans OLB **Whitney Mercilus** is tied for third in the NFL with five defensive fumble recoveries since 2015. Mercilus recorded a career-high four in 2016, which also tied for the most in the NFL (Dolphins LB **Kiko Alonso**). In his career, Mercilus has six defensive fumble recoveries and one fumble recovery on special teams.

MOST DEFENSIVE FUMBLE RECOVERIES IN THE NFL SINCE 2015

Rank	Player	Team	Games	FRs
1	Lavonte David	TB	51	10
2t	Jordan Hicks	PHI	38	6
2t	Von Miller	DEN	55	6
4t	Whitney Mercilus	HOU	43	5
4t	Seven other players tied			5

NO MERCI



MERCILUS

In Week 7 at Jacksonville, Texans OLB **Whitney Mercilus** finished with four solo tackles, 1.0 sack, two forced fumbles, one quarterback hit and one tackle for loss.

Mercilus joined **J.J. Watt** (Week 4, 2018) as the only players in franchise history to register two forced fumbles, a sack, a tackle for loss and a quarterback hit in a single game. He is the fifth player to do so in the NFL this season.

Mercilus sacked and forced a fumble on Jaguars QB **Cody Kessler** for a loss of eight yards in the fourth quarter. He also forced a fumble by Jaguars QB **Blake Bortles** that was recovered by Texans DE/OLB **Jadeveon Clowney** at the Jaguars' 36-yard line on the opening drive of the game.

Mercilus set a single-game career high for forced fumbles and notched his first career game with multiple forced fumbles. He is one of five players in franchise history to record at least four total tackles, 1.0 sack and two forced fumbles in a single game.

Mercilus registered his first two forced fumbles of the season and now has nine in his NFL career (2012-18). He also tied **Brian Cushing** (nine) for the third-most career forced fumbles in franchise history.

In Week 7, Mercilus also tallied his fifth quarterback hit of the season and the 80th of his NFL career (2012-18) while notching his second tackle for loss of the season and the 51st of his NFL career (2012-18).

In 2018, Mercilus has compiled 17 total tackles (eight solo), 1.0 sack, five quarterback hits, two tackles for loss and two forced fumbles.

WHEN IT MATTERS MOST

Since 2015, Texans OLB **Whitney Mercilus** leads the NFL in postseason sacks with 6.0 total in three games. He also ranks second in tackles for loss with seven, trailing Steelers OLB **James Harrison** (eight), and third in quarterback hits with nine, trailing Patriots DE **Trey Flowers** (16) and Broncos OLB **DeMarcus Ware** (12).

Mercilus recorded 3.0 sacks in both the 2015 and 2016 postseasons. He posted four quarterback hits and three tackles for loss in a loss to the Chiefs in 2015 then compiled five quarterback hits and four tackles for loss in two postseason games in 2016.

MOST POSTSEASON SACKS IN THE NFL, SINCE 2015

Rank	Player	Team	Games	Sacks
1	Whitney Mercilus	HOU	3	6.0
2	Von Miller	DEN	3	5.0
3t	James Harrison	PIT	8	4.5
3t	Nick Perry	GB	5	4.5

TACKLING MACHINE

ILB **Benardrick McKinney** led the Texans and finished 11th in the NFL (sixth in the AFC) with a single-season career-high 129 tackles in 2016. That total was the eighth-highest in a single season in Texans history.

McKinney recorded a career-high 5.0 sacks last year, making him the only player in the NFL in 2016 and the second in Texans history with at least 100 tackles and 5.0 sacks in a season (**Jamie Sharper**, 2002).

McKinney posted a career-high 16 tackles in Week 3 at New England in 2016 (9/22/16), which tied for the fourth-highest single-game total in franchise history.

MOST TACKLES IN A GAME, TEXANS HISTORY

Player	Date, Opp.	Solo	Assist	Total
Brian Cushing	9/21/14 at NYG	8	9	17
Jamie Sharper	12/14/03 at TB	12	5	17
Jamie Sharper	11/9/03 at Cin	9	8	17
Benardrick McKinney	9/22/16 at NE	6	10	16
Jay Foreman	11/23/03 vs. NE	14	2	16

ZACH CUNNINGHAM & D.J. READER NOTES



ZACH ATTACK

This season, Texans ILB **Zach Cunningham** leads the team and ranks fourth in the AFC in total tackles with 60 (44 solo). He's also recorded three passes defended, two tackles for loss, one quarterback hit, one forced fumble and one tackle on special teams. Cunningham is the first player with at least 60 total tackles, three passes defended, two tackles for loss and a forced fumble through his team's first seven games of a season since **Luke Kuechly** and **C.J. Mosely** in 2014.

In Week 7 at Jacksonville, Cunningham led the team with 10 total tackles (eight solo) and forced one fumble. He forced a fumble by Jaguars QB **Blake Bortles** that was recovered by Texans S **Kareem Jackson** at the Jaguars' 12-yard line. It marked Cunningham's first forced fumble of the season and the second of his NFL career (2017-18).

Cunningham became the first Texans player to record double digit tackles in three consecutive games since **DeMeco Ryans** and **Bernard Pollard** in Weeks 3-5 of the 2010 season. He also became the first Texans player to record 10 total tackles and one forced fumble in a single game since ILB **Benardrick McKinney** in Week 1 in 2017 vs. Jacksonville.

Cunningham owns the second-most total tackles (60) by a Texans player in the first seven games of a season in franchise history, trailing only ILB **Benardrick McKinney** (69).

In Week 6 vs. Buffalo, Cunningham led the team with a career-high 13 total tackles (nine solo). His 13 total tackles are the most recorded by a Texans player since McKinney (16) in Week 3 of 2016 at New England. In Week 6, Cunningham (13) combined with McKinney (11) for the most total tackles by a pair of Texans since Week 3 of 2010 vs. Dallas when Pollard (15) and Ryans (10) combined for 25 tackles. It also marked the first time the Texans had two players with 11-or-more total tackles since Week 4 of 2010 at Oakland when Ryans (11) and Pollard (11) accomplished the feat.

CUNNINGHAM VS. THE COWBOYS

In Week 5 vs. Dallas, Texans ILB **Zach Cunningham** led the team with nine total tackles (six solo) and one quarterback hit. It marked his first quarterback hit of the season and third of his career. Cunningham made a crucial play in overtime to stop the Cowboys on 3rd-and-1 for no gain and force a punt. Houston got the ball back and hit the game-winning field goal eight plays later.

In Week 4 at Indianapolis, Cunningham finished with seven total tackles (six solo), two passes defended and one tackle for loss. He tallied his second tackle for loss of the season and the seventh of his NFL career. He also registered his third pass defended of the season and the ninth of his career. Cunningham passed **Dunta Robinson** (105) for the fourth-most total tackles through a player's first 20 games in franchise history.

In Week 3 vs. NYG, Cunningham recorded six tackles (five solo) and one tackle for loss. He also surpassed 100 career total tackles. In Week 1 at NE, he finished with eight total tackles (three solo) and tallied one pass defended. In Week 2 at TEN, Cunningham led the team with eight total tackles (six solo) and recorded one tackle on special teams.

GO D.J., THAT'S MY D.J.



READER

Texans NT **D.J. Reader** has tallied 18 total tackles (13 solo), 2.0 sacks, three quarterback hits and three tackles for loss in five games this season. He has already set the single season franchise record for sacks by a nose tackle.

In Week 1 at New England, Reader finished with three total tackles (three solo), 2.0 sacks, three quarterback hits and two tackles for loss. He recorded multiple sacks in a game for the first time in his NFL career and now has 4.0 career sacks. Reader brought down Patriots QB **Tom Brady** twice in the fourth quarter, once for a loss of seven yards and once for a loss of three yards, and has already set his single-season career high in sacks.

Reader became the first nose tackle to sack Brady twice in a game since Packers NT **B.J. Raji** brought down Brady twice in Week 15 of the 2010 season. Raji and Reader are the only two to accomplish the feat during Brady's 18-year NFL career.

ADVANCED READER

NT **D.J. Reader** became a force for the Texans in his second NFL season in 2017. Reader set single-season career highs in total tackles (47), solo tackles (23), quarterback hits (six), tackles for loss (three) and games started (14). He also recorded 1.0 sack despite missing Weeks 16-17.

Reader finished tied for seventh on the team in total tackles and second among all NFL nose tackles, trailing Giants NT **Damon Harrison** with 76. Reader was also third on the team in quarterback hits with six in 2017 while playing both nose tackle and defensive end for the Texans.

In Week 8 at Seattle, Reader had a single-game career-high six tackles (two solo) to go along with two quarterback hits and one tackle for loss. He logged five-or-more total tackles in six games in 2017 after not having three total tackles in any game during his rookie season in 2016.

CUNNINGHAM'S ROOKIE SEASON

As a rookie in 2017, ILB **Zach Cunningham** finished second on the team with 82 total tackles and third with eight special teams tackles while playing in 16 games (13 starts). He compiled 1.5 sacks, one forced fumble, six passes defended, two quarterback hits and five tackles for loss.

Cunningham finished tied for second among all NFL rookies in total tackles in 2017 and had the fourth-most total tackles in franchise history among rookies. He stands as the first player in the NFL with at least 80 total tackles and eight special teams tackles in a single season since **Jonathan Casillas** in 2015 and the first player in Texans history to do so. Cunningham also started the most games (13) by a rookie Texans linebacker since ILB **Brian Cushing** (16) in 2009.


Cunningham was one of only two players in the NFL in 2017 with at least 70 total tackles, four special teams tackles, 1.0 sack, one forced fumble and five passes defended. The other player was S **Tyrann Mathieu**.

In Week 17 at Indianapolis last season, Cunningham finished with 11 total tackles and had one tackle for loss. It marked the second week in a row that he compiled 10-or-more total tackles, becoming the second rookie in the NFL in 2017 with 10-or-more tackles in back-to-back games (49ers LB **Reuben Foster** in Weeks 9-10) and the third rookie in franchise history to accomplish the feat, joining **DeMeco Ryans** (2006) and **Brian Cushing** (2009). Cunningham's 11 tackles are the most by a Texans rookie in a game since Cushing had 11 in Week 12 of 2009. Cunningham finished his rookie season with seven total games of five-or-more total tackles.

In Week 16 vs. Pittsburgh in 2017, Cunningham finished with 10 total tackles, a single-game career-high three passes defended and recorded one tackle for loss. He became the first NFL rookie with 10-or-more total tackles and three-or-more passes defended in a game since **Alterraun Verner** in 2010. Cunningham is also the second rookie in franchise history and fourth player overall to accomplish the feat.

2018 PLAYER NOTES

KICKIN' IT WITH KA'IMI



FAIRBAIRN

K **Ka'imi Fairbairn** is the first kicker to hit game-winning field goals in overtime in consecutive games (Weeks 4-5) since **David Akers** in Weeks 10-11 of the 2000 season. Fairbairn has also broken the franchise record for most points scored through the first seven games of a season with 65.

In Week 5 vs. Dallas, Fairbairn scored 13 total points on four made field goals and one made extra point attempt. He connected on a game-winning 36-yard field goal in overtime to give Houston the 19-16 victory after hitting a 20-yarder, 21-yarder and 19-yarder earlier in the game.

In Week 4 at Indianapolis, Fairbairn scored 13 total points on three made field goals and four made extra point attempts. He connected on a game-winning 37-yard field goal in overtime for Houston after hitting from 40 yards and 29 yards earlier in the game. In Week 4, Fairbairn became the third kicker to convert both a game-tying and game-winning field goal in overtime since the overtime-rule modification in 2012, joining **Graham Gano** (2015) and **Cairo Santos** (2016).

In Week 6 vs. Buffalo, Fairbairn scored eight total points on two made field goals and two made extra point attempts. He made a 33-yard field goal in the second quarter and connected on a 27-yard field goal to tie the game at 13-13 in the fourth quarter.

In Week 7 at Jacksonville, Fairbairn again scored eight total points on two made field goals and two made extra point attempts. He made a 44-yard field goal to give Houston a 3-0 lead on the Texans' first drive of the game and then connected on a 48-yard field goal to give Houston a 6-0 lead.

Fairbairn is 17-for-20 on field goal attempts (85.0 percent) this season, including a long of 54 yards in Week 3. He has also connected on all 14 extra point attempts and forced a touchback on 27-of-37 kickoffs (73.0 percent).

JUST FOR KICKS

In 2017, Texans K **Ka'imi Fairbairn** made 11 straight field goal attempts to start the season, the most consecutive field goals made to start a Texans career in franchise history. He was especially successful kicking off in 2017 with 49 touchbacks, which is a single-season franchise record, and the highest touchback percentage in a single season in team history (66.2%). In Week 14 vs. the San Francisco 49ers, Fairbairn made a career-long 55-yard field goal attempt.

Fairbairn produced 92 points in 2017, which is the most by a first-year player in Texans history. He is also the first player in team history to score 15 points twice in one season (Weeks 3-4 in 2017).

Fairbairn is the first undrafted kicker to make his NFL debut with the Texans. He was born in Kailua, Hawaii and his full name is John Christian Ka'iminoeauloameka'ikeokekumupa'a Fairbairn. In Hawaiian culture, his name means 'seeker of knowledge.' Fairbairn was a consensus first-team All-American as a senior at UCLA and won the Lou Groza Award in 2015.

DANIEL'S DIMES



DANIEL


Texans rookie P **Trevor Daniel** has compiled 32 punts for 1,396 yards (43.6 avg.), including a long of 61 yards. He is tied for third in the NFL with 17 punts inside the 20-yard line and has had only three touchbacks all year.

In Week 7 at Jacksonville, Daniel punted six times for 277 yards (46.2 avg.), including a 61 yarder, and pinned four punts inside the 20-yard line.

As a team, the Texans have forced their opponents to start inside their own 10-yard line on 19.1 percent (16-of-84) of their offensive drives, which is the best percentage in the NFL.

The Texans signed Daniel as a college free agent out of Tennessee following the 2018 NFL Draft and awarded him the punting job over veteran P **Shane Lechler** before the start of the regular season.

TEXANS WITH TENURE



WEEKS

Texans LS **Jon Weeks** has passed **Duane Brown** (133) for the second-most games played in franchise history. Weeks also owns the franchise record for consecutive games played (135) and has snapped on every field goal attempt, extra point attempt and punt for Houston since he signed as a free agent in 2010.

S **Kareem Jackson** passed **Chester Pitts** (114) for the third-most starts in Texans history and passed **Brian Cushing** (424) for the second-most career solo tackles in franchise history while CB **Johnathan Joseph** tied **Chris Myers** (112) for the seventh-most games played in franchise history.

MOST CAREER GAMES PLAYED, TEXANS HISTORY

Rank	Player	Seasons	GP
1	Andre Johnson	2003-2014(12)	169
2	Jon Weeks	2010-2018(9)	135
3	Duane Brown	2008-2017(10)	133
4	Kris Brown	2002-2009(8)	128
5	Kareem Jackson	2010-2018(9)	123
6	Chester Pitts	2002-2009(8)	114
7t	Johnathan Joseph	2011-2018(8)	112
7t	Chris Myers	2008-2014(7)	112
9	Kevin Walter	2006-2012(7)	109
10	Brian Cushing	2009-2017(9)	104

HISTORIC DEBUT



COUTEE

In his NFL debut in Week 4 at Indianapolis, Texans rookie WR **Keke Coutee** finished with 109 receiving yards on 11 receptions (9.9 avg.). Coutee recorded the most receptions (11) by a player in their NFL debut since the NFL/AFL merger, passing **Anquan Boldin** (10) in 2003 and **Earl Cooper** (10) in 1980. Oilers WR **Sid Banks** (13 in 1964) is the only player to record more receptions in his first game.

Coutee set a franchise record for the most receiving yards (109) by a player in his NFL debut, passing **Will Fuller V** (107 in Week 1 of 2016 vs. Chicago). It was also the 20th-most receiving yards by a player in their debut ever and 14th-most since the merger.

In Week 5 vs. Dallas, Coutee finished with 51 yards on six receptions (8.5 avg.) and one touchdown. He caught his first career NFL touchdown from QB **Deshaun Watson** in the second quarter.

In Week 6 vs. Buffalo, Coutee finished with 33 yards on three receptions (11.0 avg.) and passed WR **DeAndre Hopkins** (18) for the most receptions through a player's first three games in franchise history. He also tied for the fourth-most receptions (20) through a player's first three career games, trailing only Boldin (23), Cooper (21) and Giants RB **Saquon Barkley** (21).

MOST RECEPTIONS IN FIRST CAREER GAME

Rk	Player	Year (League)	Team	Age	Rec.	Yards
1	Sid Blanks	1964 (AFL)	HOU	24	13	131
2	Keke Coutee	2018 (NFL)	HOU	21	11	109
3t	Anquan Boldin	2003 (NFL)	ARI	22	10	217
3t	Earl Cooper	1980 (NFL)	SF	22	10	71

MOST RECEPTIONS IN FIRST THREE CAREER GAMES

Rk	Player	Year	League	Team	Rec.	Yards
1	Anquan Boldin	2003	NFL	ARI	23	378
2t	Saquon Barkley	2018	NFL	NYG	21	137
2t	Earl Cooper	1980	NFL	SF	21	136
4t	Keke Coutee	2018	NFL	HOU	20	193
4t	Tarik Cohen	2017	NFL	CHI	20	126
4t	Amari Cooper	2015	NFL	OAK	20	290
4t	Lionel Taylor	1960	AFL	DEN	20	280

2018 PLAYER NOTES

REID BETWEEN THE LINES



REID

In Week 5 vs. Dallas, Texans S **Justin Reid** finished with six total tackles (five solo), one interception and one pass defended. Reid recorded the first interception of his NFL career on a pass from Cowboys QB **Dak Prescott** in the third quarter. Reid returned it six yards to the Cowboys' 30-yard line and Texans K **Ka'imi Fairbairn** made a 21-yard field goal just eight plays later.

Reid's interception marked the third pass defended of his rookie season. He has also compiled 29 total tackles (25 solo) and one quarterback hit through seven games (three starts). In Week 2 at Tennessee, Reid, who the Texans drafted with the fourth pick of the third round (68th overall) in the 2018 NFL Draft, forced an intentional grounding penalty on Titans QB **Blaine Gabbert**.

GO BIG BLUE



BLUE

In Week 5 vs. Dallas, Texans RB **Alfred Blue** played one of the best games of his NFL career while starting in place of RB **Lamar Miller**, who was dealing with an injury. Blue ran for a team-high 46 yards on 20 carries (2.3 avg.) and caught eight passes for 73 yards (9.1 avg.). He recorded the most receptions and receiving yards in a game in his NFL career (2014-18) and registered the third-most scrimmage yards (119) in his career and the most scrimmage yards since Week 3 of the 2015 season at Tampa Bay (139).

Blue recorded the most receptions by a Texans running back since **Arian Foster** had nine catches in Week 5 of 2015 vs. Indianapolis and tied for the seventh-most receptions by a running back in a game in team history.

Blue had never gained more than 40 yards receiving in a game in his career and his previous single-game high for receptions was six. It also marked the most rushing yards he has gained in a game since Week 16 of 2017 vs. Pittsburgh (108).

In Week 6 vs. Buffalo, Blue ran for 26 yards on seven carries (3.7 avg.) and caught two passes for 17 yards (8.5 avg.). This season, he has run for 216 yards and one touchdown on 64 carries (3.4 avg.) and caught 11 passes for 94 yards (8.5 avg.) for 310 total scrimmage yards. He is one of only 10 players on the 53-man roster that were a part of the team in 2014.

DUKE'S DEBUT



EJIOFOR

In Week 2 at Tennessee, Texans rookie OLB **Duke Ejirofor** finished with three tackles, 1.0 sack, one quarterback hit and one tackle for loss. Ejirofor recorded the first sack of his career when he took down QB **Blaine Gabbert** for a loss of eight in the third quarter.

Ejirofor is the fifth rookie in franchise history to record a sack in his first career NFL game, joining **Shantee Orr** (Week 11 of 2003), **Chris McKenzie** (Week 12 of 2005), **Alfred Malone** (Week 16 of 2005) and **LaTroy Lewis** (Week 14 of 2017). Ejirofor accomplished the feat earlier in the season than any other rookie in team history and becomes the third Texans rookie to record a sack in the first two weeks of a season: DE **Jason Babin** (Week 2 of 2004) and NT **Amobi Okoye** (Week 2 of 2007). The last Texans rookie to record a sack before Ejirofor was ILB **Zach Cunningham** in Week 13 last season.

In Week 4 at Indianapolis, Ejirofor finished with two tackles (two solo), one quarterback hits and a fumble recovery. He recorded his first fumble recovery of his NFL career.

This season, Ejirofor has logged seven total tackles (five solo), 1.0 sack, two quarterback hits, one tackle for loss, one fumble recovery and one pass defended in six games. Houston drafted Ejirofor with the third pick of the sixth round (177th overall) in the 2018 NFL Draft out of Wake Forest. He also attended Alief Taylor High School in Houston.

RETURN ON INVESTMENT



ERVIN

Texans RB **Tyler Ervin** ranks tied for 10th in the NFL in kickoff return yards (253), ninth in kickoff return average (25.3), tied for seventh in punt return yards (146) and 14th in punt return average (9.1) this season.

Ervin returned five kickoffs for 156 yards (31.2 avg.) with a career-long 36 yard return at New England in Week 1. Ervin's 156 kick return yards set a franchise record for most return yards in a season opener, and his 31.2 avg.

was the highest ever in a season opener among Texans with multiple returns. Ervin's 31.2 return average also ranked eighth all-time among Texans with five-or-more returns in a single game.

In Week 3 vs. the Giants, the Texans tallied the most punt return yards (45) in game since Week 6 of 2017 vs. Cleveland (57). Ervin returned a punt 27 yards in the third quarter, which marked the longest punt return for the Texans since Week 5 of 2017 vs. Kansas City (WR **Will Fuller V** – 49 yards) and the second-longest punt return of Ervin's career.

On offense this season, Ervin has recorded two receptions for 31 yards (15.5 avg.) and one first down on two targets.

ETCHED IN LIMESTONE



SMITH


In Week 1 at New England, Texans WR **Vyncint Smith** became the first rookie college free agent to start in Week 1 in franchise history.

Only two other rookie college free agents started in their debut in Week 1 across the NFL: Browns T **Desmond Harrison** and Colts ILB **Skai Moore**.

Smith, who attended Limestone College, became just the third college free agent from a Division II school to start as a rookie in Week 1 since 1997. Browns T **Desmond Harrison** (West Georgia, 2018) and former Bears TE **Khari Lee** (Bowie State, 2015) are the other two.

Lee was originally signed as a college free agent by the Texans after the 2015 NFL Draft and then traded to the Bears before the season for a sixth-round pick in the 2017 NFL Draft.

SPECIAL IMPACT



PETERS

Texans ILB **Brian Peters** is tied for fifth in Texans franchise history with 37 career special teams tackles in 44 games played.

Since joining the Texans in 2015, Peters has finished ranked in the top-three on the team in total special teams tackles each season.

Peters recorded his first special teams tackle of the 2018 season in Week 2 at Tennessee. He finished second on the team with nine total in 2017, trailing only S **Kurtis Drummond** (11). In 2016, Peters finished third on the Texans with 10 total special teams tackles in 12 games.

In 2015, Peters tied for the NFL lead with a career-high 17 special teams tackles in just 12 games played. He broke into the NFL with the Minnesota Vikings in 2015 before the Texans signed him off the Vikings' practice squad in Week 4.

MOST TOTAL SPECIAL TEAMS TACKLES, TEXANS HISTORY

Rank	Player	Seasons	Games	SpTkl
1	Troy Evans	2002-06(5)	72	57
2	Kevin Bentley	2008-10(3)	45	47
3t	Charlie Anderson	2004-07(4)	60	40
3t	Jason Simmons	2002-07(6)	72	40
5t	Brian Peters	2015-18(4)	44	37
5t	Ramon Walker	2002-05(3)	36	37

Do you expect QB Deshaun Watson to be back in time for practice today?

"Yeah, he got back this morning. Let me just say a couple things about that. We felt like in the best interest of him – what's the best thing for him? First of all, can he play in a game? He was cleared to play in the game. OK, mode of travel relative to what his injury is – and I'm not getting into the details of his injury, basically, because I'm not a doctor. That would be not very good of me to start explaining that. But, basically, what his injury consisted of, the best thing for him was to drive. Not him himself drive, but go on a bus. He went there with Luke Richesson, our senior director of sports performance, Uriah Myrie, one of our trainers, John Louis (Harris), one of our security guys, and he was able to watch film, rest, get ready to go. One thing I want to make clear, too, is we have a lot of guys doing a lot of different things. I want to make this real clear. Just like every team in the league – I really hesitate to do this, but I want to make it clear that every team in the league is dealing with injuries. That's the nature of the sport. The sport is a very violent sport. That's the way it is. So, every team is dealing with injuries. Our team is no different than any other team. If you look at guys like J.J. Watt, what is J.J. Watt doing every single day to get himself prepared to play on Sundays. Johnathan Joseph. These guys are guys that have played a lot of football for a long time. Johnathan Joseph's another guy. Look at the offensive line, what are they doing to – Nick Martin, Senio Kelemete, guys that have played a lot of football for us – Kareem Jackson, right on down the line. You got Tyrann Mathieu who's had ACL surgery in the past dealing with things. I could talk about every player. Every player's category or whatever they're dealing with, is individual to them, but to me, it's just this was what we had to do to help Deshaun get to the game. Of course, we asked him, 'is this OK with you? We're not like throwing you on a bus to get you to the game. Is this something you want to do?' and he said sure. The guy wants to win. The guy's a winner. He wants to help his team any way he can, and that's really all I want to say about it. That's about it."

What are your thoughts on Dolphins QB Brock Osweiler?

"Playing really well right now. I think he's thrown for 600-plus yards in the last two games. He has a great history with Adam Gase. They're doing a great job with him. Brock's a very talented player and he's a having a really good year right now for them. He's doing a real good job."

When it comes to game planning, how much does it help that Dolphins QB Brock Osweiler played here?

"I don't know. I think it's a different system, different players around him, so I don't think that's – he's got a lot of different types of players than what we had, just different skillsets than what we had here, different personnel groupings. So, I don't think that means anything."

Do you think there are any parallels between the physical toughness QB Deshaun Watson is showing and the mental toughness the team has shown to overcome a 0-3 start?

"I think, again, like I said before, I think every team deals with things throughout the year. Every single team. I think this team is a team full of guys with high character. They really care about each other, they love to practice, they're going to do whatever it takes to get themselves ready for the game and play as hard as they can in the game. And, I think that's a big deal in this league. I think we have good chemistry in this locker room, but it's only been seven games. The season didn't start the way we wanted but these guys have really worked hard to get back to where they are now. But, there's a long way to go. Nothing's really determined in this league until really when you get to Thanksgiving and beyond Thanksgiving. I know you've heard that before, but it's the truth. If you're in the hunt in Thanksgiving, then you have a shot. So, really, we're not there yet. We're only at the end of October and we've got to really keep scrapping to try to find a way to win."

When you were 0-3, would it have surprised you if someone told you that you were going to be 4-3?

"See, I would say I don't think anybody thought about it in that way. If you think four weeks in advance of where you were at that point, then you're going to be in trouble. You're probably going to be 0-7."

Did you think the team still had it when you were 0-3?

"Oh yeah. I knew that the team had the resolve to be able to really take the cliché of one day at a time, one play at a time, really take that to heart and make it work. Those are clichés unless you actually make them work, and this is the type of team we have. We have a mentally tough team. We do. We've won games that have taken 70 minutes, we've won games in the fourth quarter and we've obviously lost games where we haven't done a great job coaching or playing at times. So, this is a team that really is a resilient team."

What do you like about having RB Tyler Irvin in the receiver position?

"Tyler was a guy that we spent a lot time studying in the draft and he was a guy that played in the backfield at San Jose (State), played some receiver, so we felt like he was a guy that was an edge-type of player. A guy that could do some things out of the backfield and do some things in the slot and also could help us on special teams. A lot of that has come to fruition. Now, he's been injured a lot before this season, and knock on wood, he's been able to stay healthy and he's helped us in a lot of different ways. He's a very smart player, so we'll see how that goes for us moving forward. We've got a lot of different things we can do in the slot, but he's definitely one guy that we can use there."

Do you do anything different to prepare your players to play on a short week?

"That's a big part of the week. I think No. 1 is sleep. I think they've got to be able to get some sleep. I think No. 2 is the recovery process, which includes – obviously, I'm not expert on, but we have people here that help me with this – includes eating properly, hydration, getting workouts in the weight room, making sure that they understand that this is a very mental week. You're not going to be able to go out there and have a knock-down, drag-out type of practice. You can do some things to break a sweat, but you've got a quick turnaround here. So, it's very much of a mental week. We've got to do a great job teaching the game plan and we've got to do a great job of focusing in meetings, but it's definitely a different week."

Was yesterday DE/OLB Jadeveon Clowney's most dominant game in his career?

"I don't know. He's had some real good games for us, but he really played well yesterday. There's no doubt that. He was very disruptive. He's a very instinctive player. I thought he played loose and free. He wasn't overthinking things. He's got a real knack for going to the ball. He knows how to go to the ball, he finds the ball and he really did a great job yesterday."

Does knowing Dolphins QB Brock Osweiler as a person give you an advantage in any sense when preparing for this game?

"Yeah, but that was a long time ago and that was just for one year. When you look back to 2016, I'm not sure that has any bearing at all. I'm just being up front with you. I think that when you look at their team and the way he's playing, he's a very bright guy, he's got great command of their offense, he knows what Adam Gase wants him to do. They have a great relationship. He's got a lot of guys around him. He's got (Kenyon) Drake out of the backfield, obviously Frank Gore. There's some injuries there, but Kenny Stills and guys at receiver – Michael Gesicki, who I recruited to Penn State. He's got a lot of weapons – Danny Amendola – and he's doing a great job of distributing the ball and using all of his guys."

Was yesterday's game an example of what you want to see out of your offense from a matchup week-to-week perspective where you had a specific focus in mind and attacked that area of the defense?

"I think this is a very important question that you're asking. I think that we try to do every week what we feel fits our team and also can work against the team that we're playing. It also takes into account what's going on with us personnel-wise. It means that if we feel like we've got to do these three things to win the game, then that's what we're going to try to do and we're going to try to teach our players that during the week and then get them to, which is the ultimate test, to try to execute it that way. If that means, 'Hey look, we feel like we've got to do this, we've got to score this many points or we have to do this,' then that's what we're going to try to do, but we have to take into account our team versus that team and how it's going to work. This week may be a little bit different. What's the matchup? Where do we feel like we have some strengths and where do we feel like Miami's strengths are? Miami's a very athletic team. I think they're a really good football team, very explosive team. They've got a great coaching staff, so it's going to be a real challenge for us on a short week."

Do you think the home team has an advantage on a short week?

"I'm not sure that there's a big advantage. Obviously, it's better than traveling on a short week, but I don't think there's any total advantage to that because I think in this day and age with all of the different things in each organization, the resources people have to take care of the players, whether it's food or recovery or sleep or working in the weight room, I think every team now has the resources available to get their guys ready to play. The difference is one team is getting on a plane and the other team isn't. That's not a big deal."

How refreshing was it to power the ball into the end zone from five yards out?

"That was a really well-blocked play. Nick Martin, Greg Mancz and Kendall Lamm did a great job on that play. They really did. They were very physical on that play and then Lamar (Miller) did a good job of reading it and getting it in there. It was just a well-executed play and it's always good if you can run it in. Red area has been difficult for us this year. It was a little bit better on Sunday. We missed one there in the beginning of the game. You don't want to miss any. You really want to come away with touchdowns. We're still working at it, but it was a little bit better on Sunday."

What did the medical staff tell you when QB Deshaun Watson was cleared to play but needed to take precaution by traveling in an alternative manner?

"I'm not going to go into the medical part of it, but the first thing you do is, 'OK, if he can't fly, let's talk to Deshaun about what he wants to do.' That's what I want to make clear. 'What do you think? Hey, you can't fly, but there are modes of transportation to get you to Jacksonville. What do you think?' So, he said he was for it and that's what we did. So, we had the choice of Amtrak, rock 'n roll tour bus, horse and buggy. So, that's kind of how the conversation went."

What's it like being able to coach a guy like S Andre Hal?

"The last couple of years here, we've had some great guys in this locker room. He's a great example of that. It's really why you coach. The reason why you coach is the relationships that you have with the players and the guys that you work with. When you can win and you have guys like that, it makes it even better. Winning is the key to all those relationships. I think with Dre, you've got a guy that he didn't really accept the fact that he had cancer. In the beginning, he was like, 'No, I don't.' 'Well, yes you do,' and then he went and he accepted it and then he went and beat it and then he came back and played in an NFL football game. I think that's incredible. We've had that here before with David Quessenberry. I can't even imagine what that's like. It's great to have a guy like Dre on the team."

Do you expect QB Deshaun Watson's travel to be an issue moving forward?

"No."

TEXANS-DOLPHINS MATCHUP INFORMATION

ALL TIME SERIES

REGULAR SEASON

Date	W/L	Score	Overall: 7-1 H/A	Home: 4-0 Venue	Road: 3-1 Texans QB	Dolphins QB
9/7/03	W	21-20	A	Pro Player Stadium	D. Carr	J. Fiedler
10/1/06	W	17-15	H	Reliant Stadium	D. Carr	D. Culpepper
10/7/07	W	22-19	H	Reliant Stadium	M. Schaub	C. Lemon
10/12/08	W	29-28	H	Reliant Stadium	M. Schaub	C. Pennington
12/27/09	W	27-20	A	Sun Life Stadium	M. Schaub	C. Henne
9/18/11	W	23-13	A	Sun Life Stadium	M. Schaub	C. Henne
9/9/12	W	30-10	H	Reliant Stadium	M. Schaub	R. Tannehill
10/25/15	L	44-26	A	Sun Life Stadium	B. Hoyer	R. Tannehill



2018

4-3

1st, AFC South



2018

4-3

2nd, AFC East

SERIES BREAKDOWN

Record vs. Dolphins	Texans lead, 7-1
Last meeting	Dolphins 44, Texans 26 (10/25/15)
Texans largest margin of victory	20 (Texans 30, Dolphins 10; 9/9/12)
Dolphins largest margin of victory	18 (Dolphins 44, Texans 26; 10/25/15)
Current win streak	Dolphins, 1
Texans longest win streak	7 (2003 - 2012)
Dolphins longest win streak	1 (2015-present)
Most points, Texans	30 (30-10 win; 9/9/12)
Most points, Miami	44 (44-26 win; 10/25/15)
Most points, both teams	70 (Dolphins 44, Texans 26; 10/25/15)
Fewest points, Texans	17 (Texans 17, Dolphins 15; 10/1/06)
Fewest points, Dolphins	10 (Texans 30, Dolphins 10; 9/9/12)
Fewest points, both teams	32 (Texans 17, Dolphins 15; 10/1/06)
Most net yards, Texans	485 (Texans 29, Dolphins 28; 10/12/08)
Most net yards, Dolphins	503 (Dolphins 44, Texans 26; 10/25/15)
Most rushing yards, Texans	138 (Texans 23, Dolphins 13; 9/18/11)
Most rushing yards, Dolphins	248 (Dolphins 44, Texans 26; 10/25/15)
Most net passing yards, Texans	371 (Texans 29, Dolphins 28; 10/12/08)
Most net passing yards, Dolphins	303 (Texans 27, Dolphins 20; 12/27/09)
Fewest net yards, Texans	276 (Texans 17, Dolphins 15; 10/1/06)
Fewest net yards, Dolphins	275 (Texans 30, Dolphins 10; 9/9/12)
Fewest rushing yards, Texans	65 (Texans 17, Dolphins 15; 10/1/06)
Fewest rushing yards, Dolphins	60 (Texans 27, Dolphins 20; 12/27/09)
Fewest net passing yards, Texans	207 (Texans 23, Dolphins 13; 9/18/11)
Fewest net passing yards, Dolphins	148 (Texans 22, Dolphins 19; 10/7/07)
Most sacks, Texans	5 (Texans 17, Dolphins 15; 10/1/06)
Most sacks, Dolphins	5 (Texans 17, Dolphins 15; 10/1/06)
Most interceptions, Texans	3 (Texans 30, Dolphins 10; 9/9/12)
Most interceptions, Dolphins	2 (Texans 29, Dolphins 28; 10/12/08)
Most turnovers, Texans	2 (Texans 29, Dolphins 28; 10/12/08)
Most turnovers, Dolphins	4 (Texans 30, Dolphins 10; 9/9/12)
Most penalties, Texans	8-67 (Texans 21, Dolphins 20; 9/7/03)
Most penalties, Dolphins	11-87 (Texans 21, Dolphins 20; 9/7/03)

2018 INDIVIDUAL COMPARISON

TEXANS

DOLPHINS

PASSING YARDS

Deshaun Watson	1,937	Ryan Tannehill	972
		Brock Osweiler	654

RUSHING YARDS

Lamar Miller	371	Frank Gore	332
Deshaun Watson	216	Kenyon Drake	282
Alfred Blue	216	Ryan Tannehill	91

RECEIVING YARDS

DeAndre Hopkins	707	Albert Wilson	391
Will Fuller V	379	Danny Amendola	294
Keke Coutee	196	Kenny Stills	281

POINTS SCORED

Ka'imi Fairbairn	65	Jason Sanders	35
DeAndre Hopkins	24	Kenny Stills	26
Will Fuller V	18	Two players	24

INTERCEPTIONS

Kareem Jackson	2	Xavien Howard	3
Tyrann Mathieu	2	Three players	2
Two players	1		

SACKS

J.J. Watt	7.0	Jerome Baker	2.0
Jadeveon Clowney	4.5	William Hayes	2.0
D.J. Reader	2.0	Vincent Taylor	2.0

DEFENSIVE TACKLES

Zach Cunningham	60	Kiko Alonso	66
Benardrick McKinney	51	Jerome Baker	40
Tyrann Mathieu	39	Two players	39

SPECIAL TEAMS TACKLES

Brennan Scarlett	4	Walt Aikens	4
Three players	3	John Denney	4
Three players	2	Senorise Perry	4

KICKOFF RETURNS (Avg.)

Tyler Ervin	25.3	Jakeem Grant	32.3
-------------	------	--------------	------

PUNT RETURNS (Avg.)

Tyler Ervin	8.1	Jakeem Grant	18.0
-------------	-----	--------------	------

FIELD GOALS

Ka'imi Fairbairn	17/20, 85.0%	Jason Sanders	6/7, 85.7%
------------------	--------------	---------------	------------

PUNTING (GROSS/NET Avg.)

Trevor Daniel	43.6/39.3	Matt Haack	45.5/39.3
---------------	-----------	------------	-----------

TEXANS-DOLPHINS MATCHUP INFORMATION

2018 OFFENSIVE STATISTICAL COMPARISON

	HST	Rnk	MIA	Rnk
Yards / Game	372.1	16	329.1	27
Yards / Play	5.50	20	5.92	11
Rushing Yards / Game	113.7	15	106.9	18
Rushing Yards / Play	3.86	27	4.56	12
Passing Yards / Game	258.4	16	222.3	25
Passing Yards / Play	6.75	11	6.92	9
Interception Rate	2.89 %	21	3.33 %	25
Sacks / Pass Attempt	10.74 %	26	7.14 %	18
First Downs / Game	21.1	17t	17.0	28
Punt Return Avg	8.1	14	16.0	3
Kickoff Return Avg	24.2	10	31.2	2
Field Goals Made	85.00 %	18	85.71 %	16t
3rd Down Pct	38.30 %	19	37.35 %	24
4th Down Pct	60.00 %	12t	66.67 %	8t
Red Zone Pct	37.93 %	31	50.00 %	19t
Goal to Go Pct	50.00 %	30t	60.00 %	25t
Avg Time of Possession	29:37	21t	27:23	31
Points/Game	22.1	21	21.6	23t

2018 DEFENSIVE STATISTICAL COMPARISON

	HST	Rnk	MIA	Rnk
Yards / Game	329.9	9	405.3	27
Yards / Play	5.04	3	6.18	28
Rushing Yards / Game	92.1	8	136.7	29
Rushing Yards / Play	3.45	2	4.51	22
Passing Yards / Game	237.7	13	268.6	23
Passing Yards / Play	6.14	5	7.61	29
Interception Rate	2.38 %	16	4.66 %	2
Sacks / Pass Attempt	7.54 %	14	4.66 %	28
First Downs / Game	18.3	8	22.1	24
Punt Return Avg	7.1	13	8.9	22
Kickoff Return Avg	14.4	1	35.2	32
3rd Down Pct	42.06 %	23	45.78 %	28
4th Down Pct	66.67 %	25t	20.00 %	3
Red Zone Pct	73.68 %	29t	44.44 %	7
Goal to Go Pct	87.50 %	28	42.86 %	3
Points / Game	20.6	8	25.3	18t
Point Differential / Game	1.6	14	-3.7	23t
Yard Differential / Game	42.3	6	-76.1	29

TEXANS BIG DAYS AGAINST THE JAGUARS

In Week 7 of the 2015 season, DE **J.J. WATT** recorded seven total tackles (six solo), 2.0 sacks, three tackles for loss and four quarterback hits vs. the Dolphins in Miami.

CB **SHAREECE WRIGHT** intercepted Dolphins QB Jay Cutler and returned it 54 yards, registered one fumble recovery, one pass defended and one special teams tackles as a member of the Buffalo Bills on Dec, 17, 2017.

DE/OLB **JADEVEON CLOWNEY** notched eight total tackles (seven solo), 1.0 sack for a loss of 13 yards, two tackles for loss and one quarterback hit vs. Miami on Oct. 25, 2015.

CB **JOHNATHAN JOSEPH** tallied four solo tackles, one interception and three passes defended vs. Miami in Week 2 of the 2011 season.

S **KAREEM JACKSON** registered five total tackles (four solo), one interception and two passes defended vs. Miami in Week 1 of the 2012 season.

TEXANS CAREER STATS VS. DOLPHINS

PASSING

Player	G	A-C-I	Pct.	Yds	TD	Sk/Lst	Rtg
B. Weeden	1	53-26-3	49.1	289	1	6/45	48.4

RUSHING

Player	G	Att.	Yds	Avg.	Lg	TD
A. Blue	1	3	8	2.7	3	0

RECEIVING

Player	G	Rec.	Yds	Avg.	Lg	TD
D. Hopkins	1	6	50	8.3	11	0

DEFENSE

Player	G	S	A	Tot	Sk	Yds	INT	PD	FF	FR
J. Joseph	4	14	3	17	0.0	0	1	5	0	1
J. Watt	3	11	3	14	2.5	24	0	3	0	0
S. Wright	5	12	1	13	0.0	0	1	2	0	1
K. Jackson	2	7	2	9	0.0	0	1	2	1	0
J. Clowney	1	7	1	8	1.0	13	0	0	0	0
A. Colvin	1	5	1	6	0.0	0	0	0	0	0
W. Mercilus	1	1	1	2	0.0	0	0	0	0	0
B. Dunn	1	1	0	1	0.0	0	0	0	0	0
C. Covington	1	0	1	1	0.0	0	0	0	0	0



Texans DE J.J. Watt sacked Dolphins QB Ryan Tannehill twice, adding three tackles for loss, four quarterback hits and seven total tackles (six solo) against the Dolphins in 2015.



Texans DE/OLB Jadeveon Clowney tallied eight total tackles (seven solo), 1.0 sack, two tackles for loss and one quarterback hit in Week 7 of the 2015 season at Miami.

THE HEAD COACHES

TEXANS HEAD COACH BILL O'BRIEN



Bill O'Brien was named the third head coach in Houston Texans franchise history on January 3, 2014. O'Brien, who owns 26 years of collegiate and NFL coaching experience, is just the 14th coach in the NFL since 1978 to begin his head coaching career with three consecutive winning seasons. In 2017, the Texans suffered a slew of injuries that led to an NFL-record 78 different players recording at least one snap on offense, defense, special teams. Still, in week 4, the Texans scored a team record 57 points in a game.

In 2016, Houston also won its first postseason game since 2012. The Texans finished the season with the NFL's top-ranked defense for the first time in franchise history, and won a franchise-best seven home games.

In 2015, Houston became the first NFL team since 1950 to earn a trip to the postseason with four different starting quarterbacks winning at least one regular season game and the Texans defense set the franchise single-season record for sacks.

Under O'Brien in 2014, Houston's seven-win improvement led the NFL and made the Texans the sixth team since 1978 to post a winning season following a season in which it won two or less games.

Prior to Houston, O'Brien was head coach at Penn State from 2012-13, and in the latter year won multiple National Coach of the Year awards.

From 2007-2011, O'Brien helped lead the New England Patriots to a pair of Super Bowl berths.

CAREER RECORD: 36-38

BACKGROUND: O'Brien played linebacker and defensive end at Brown (1990-92) and graduated with a double concentration in political science and organizational behavioral management.

Previously coached collegiately at Brown (1993-94), Georgia Tech (1995-2002), Maryland (2003-04) and Duke (2005-06).

COACHING TIMELINE

HOUSTON TEXANS

2014-18 Head Coach

PENN STATE UNIVERSITY

2012-13 Head Coach

NEW ENGLAND PATRIOTS

2011 Offensive Coordinator/
Quarterbacks
2009-10 Quarterbacks
2008 Wide Receivers
2007 Offensive Assistant

DUKE UNIVERSITY

2005-06 Offensive Coordinator/
Quarterbacks

UNIVERSITY OF MARYLAND

2003-04 Running Backs

GEORGIA TECH UNIVERSITY


2002 Assistant Head Coach
2001 Offensive Coordinator/
Quarterback
1998-00 Running Backs
1995-97 Graduate Assistant

BROWN UNIVERSITY

1994 Inside Linebackers
1993 Tight Ends

PERSONAL: Born on October 23, 1969 in Dorchester, Mass. He and his wife, Colleen, have two sons: Jack, 16, and Michael, 13.

DOLPHINS HEAD COACH ADAM GASE



Became the 12th head coach in Dolphins history on Jan. 9, 2016. He holds a 16-16 regular-season record after his first two seasons as head coach.

As Miami's offensive play-caller, Gase helped wide receiver Jarvis Landry set a new team record and lead the NFL with 112 receptions in 2017. Running back Kenyan Drake led the NFL in rushing with 444 yards during the final five weeks of the season.

Gase guided the Dolphins to the playoffs in his first season at the helm, posting a 10-6 regular season record and earning the team's first winning season and postseason berth since 2008.

Gase joined Miami after serving as the offensive coordinator for the Chicago Bears in 2015. In his lone season with the Bears, Gase helped improve the team's rushing attack from 27th in the NFL to 11th. He also helped Jay Cutler post the highest quarterback rating of his career.

Prior to Chicago, Gase spent six seasons (2009-2014) with the Denver Broncos. In Gase's first season as offensive coordinator (2013), the Broncos set NFL records in both points (606) and touchdowns (76).

Gase began his NFL career as a scouting assistant for the Detroit Lions (2003-04) and coached the Lions (2005-07) and San Francisco 49ers (2008).

CAREER RECORD: 20-20

BACKGROUND:

Gase earned his bachelor's degree from Michigan State, where he was a student assistant.

He was a graduate/recruiting assistant at Louisiana State (2000-03).

PERSONAL: Born March 29, 1978 in Ypsilanti, Mich. He and his wife, Jennifer, have a daughter, McKenzie, and two sons, A.J. and Wyatt.

COACHING TIMELINE

MIAMI DOLPHINS

2016-18 Head Coach

CHICAGO BEARS

2015 Offensive Coordinator

DENVER BRONCOS

2013-14 Offensive Coordinator
2011-12 Quarterbacks Coach
2009-10 Wide Receivers Coach

SAN FRANCISCO 49ERS

2008 Offensive Assistant

DETROIT LIONS

2007 Quarterbacks Coach
2006 Offensive Quality Control
2003-05 Scouting/Coaching Asst.

LOUISIANA STATE UNIVERSITY

2001-02 Recruiting Assistant
2000 Graduate Assistant

HEAD COACH COMPARISON

BILL O'BRIEN		ADAM GASE
35-36	Reg. Season Record	20-19
1-2	Playoff Record	0-1
5	Years as NFL head coach	3
5	Years as team's head coach	3
0-0	Career Head-to-Head	0-0
0-1	Career vs. Team (Reg. Season)	0-0

THE LAST TIME THEY MET



26

2015 WEEK 7

Houston Texans 26, Miami Dolphins 44

65,251 Sun Life Stadium Miami Oct 25, 2015



44

Houston Texans 0 0 13 13 — 26
Miami Dolphins 21 20 0 3 — 44

Scoring Drives

TEAM	QTR	TIME	SCORING PLAY	HOU	MIA
Dolphins	1	10:57	R. Matthews: 53-yard pass from R. Tannehill (A. Franks kick) (6-88, 2:54)	0	7
Dolphins	1	06:45	J. Landry: 50-yard pass from R. Tannehill (A. Franks kick) (1-50, 0:15)	0	14
Dolphins	1	03:03	J. Landry: 10-yard pass from R. Tannehill (A. Franks kick) (4-45, 2:07)	0	21
Dolphins	2	14:10	L. Miller: 54-yard pass from R. Tannehill (A. Franks kick) (6-83, 2:50)	0	28
Texans	2	13:56	R. Jones: 23-yard interception return (A. Franks kick) (2-0, 0:14)	0	35
Dolphins	2	02:47	L. Miller: 85-yard run (kick failed) (2-91, 0:43)	0	41
Texans	3	08:13	A. Foster: 7-yard pass from B. Hoyer (kick failed) (4-31, 0:59)	6	41
Texans	3	01:45	A. Foster: 2-yard run (N. Novak kick) (8-82, 3:56)	13	41
Texans	4	11:27	N. Washington: 27-yard pass from B. Hoyer (N. Novak kick) (8-63, 2:37)	20	41
Dolphins	4	07:41	A. Franks: 53-yard FG (7-45, 3:46)	20	44
Texans	4	04:00	N. Washington: 5-yard pass from B. Hoyer (pass failed) (12-80, 3:41)	26	44

Houston Texans

PASSING	ATT	CP	YDS	SK/YD	TD	LG	INT	QBR
Brian Hoyer	49	23	273	4/22	3	27	1	76.3
TOTAL	49	23	273	4/22	3	27	1	76.3

RUSHING	ATT	YDS	AVG	LG	TD
Arian Foster	18	59	3.3	11	1
Alfred Blue	3	8	2.7	3	0
Chris Polk	4	4	1.0	5	0
TOTAL	25	71	2.8	11	1

RECEIVING	NO	YDS	AVG	LG	TD
Nate Washington	9	127	14.1	27t	2
DeAndre Hopkins	6	50	8.3	11	0
Arian Foster	5	66	13.2	26	1
Chris Polk	2	14	7.0	8	0
Keith Mumphery	1	16	16.0	16	0
TOTAL	23	273	11.9	27	3

TOP DEFENSE	TOT	SOLO	AST	SCK	YDS	INT
Jadeveon Clowney	8	7	1	1.0	13.0	0
J.J. Watt	7	6	1	2.0	20.0	0
John Simon	6	4	2	1.0	8.0	0
TOTAL	21	17	4	4.0	4.0	0

FIELD GOALS	FGA/FGM	PERCENT
No Field Goals		

Miami Dolphins

PASSING	ATT	CP	YDS	SK/YD	TD	LG	INT	QBR
Ryan Tannehill	19	18	282	4/41	4	54	0	158.3
Matt Moore	1	1	14	0/0	0	14	0	118.8
TOTAL	20	19	296	4/41	4	54	0	138.6

RUSHING	ATT	YDS	AVG	LG	TD
Lamar Miller	14	175	12.5	85t	1
Jonas Gray	12	48	4.0	16	0
Damien Williams	4	19	4.8	19	0
Jarvis Landry	1	5	5.0	5	0
Ryan Tannehill	1	3	3.0	3	0
Matt Moore	3	-2	-0.7	0	0
TOTAL	35	248	7.1	85	1

RECEIVING	NO	YDS	AVG	LG	TD
Jarvis Landry	5	83	16.6	50t	2
Lamar Miller	3	61	20.3	54t	1
Rishard Matthews	3	75	25.0	53t	1
Damien Williams	2	10	5.0	8	0
Greg Jennings	2	37	18.5	23	0
Jordan Cameron	2	23	11.5	12	0
Dion Sims	1	-3	-3.0	-3	0
Jonas Gray	1	10	10.0	10	0
TOTAL	19	296	15.6	54	4

TOP DEFENSE	TOT	SOLO	AST	SCK	YDS	INT
Reshad Jones	8	8	0	0.0	0.0	1
Jamar Taylor	7	6	1	0.0	0.0	0
Ndamukong Suh	6	5	1	2.0	15.0	0
TOTAL	21	19	2	2.0	15.0	1

FIELD GOALS	FGA/FGM	PERCENT
Andrew Franks	1-1	100.0
TOTAL	1-1	100.0

Team Statistics

	Texans	Dolphins
First Downs	24	21
Total Net Yards	322	503
Rushes/Net Yards	25/71	35/248
Net Passing	251	255
Pass Attempts/Completions	49/23	20/19
Had Intercepted	1	0
Sacked/Yards Lost	4/22	4/41
Punts/Average	8/48.0	5/49.2
Penalties/Yards	3/25	8/52
Fumbles/Lost	3/0	1/1
Possession Time	27:55	32:05

TEXANS-DOLPHINS CONNECTIONS

FORMER DOLPHINS ON THE TEXANS

- RB **Lamar Miller** was a fourth-round selection by the Dolphins in the 2012 NFL Draft. From 2012-15, **Miller** rushed 638 times for 2,930 yards and 19 touchdowns and caught 117 passes for 887 yards and three touchdowns
- RB **Buddy Howell** spent the offseason, training camp and preseason with the Dolphins after signing as a college free agent following the 2018 NFL Draft
- Offensive/Special Teams Assistant **Wes Welker** caught 96 passes for 1,121 yards and one touchdown in 46 career games with the Dolphins from 2004-06



Texans Offensive/Special Teams Assistant Wes Welker appeared in 46 games for the Dolphins from 2004-06 and tallied 96 receptions for 1,121 yards (11.7 avg.) and one touchdown. Welker also averaged 9.7 yards per punt return and 22.7 yards per kick return over that span.

- Running Backs Coach **Danny Barrett** served in the same role in Miami from 2016-17

FORMER TEXANS ON THE DOLPHINS

- QB **Brock Osweiler** was signed by the Texans as an unrestricted free agent prior to the 2016 season. **Osweiler** competed 301-of-510 passes (59.0 percent) for 2,957 yards, with 15 touchdowns and 16 interceptions in his lone season in Houston
- Assistant Head Coach/Linebackers Coach **Frank Bush** joined the Texans as a Senior Defensive Assistant in 2007 before being promoted to Defensive Coordinator and serving in that role from 2009-10
- Defensive Backs Coach **Tony Oden** served as a Defensive Assistant/Assistant Defensive Backs Coach for the Texans from 2004-05

TEXANS WITH FLORIDA CONNECTIONS

- **Born in Florida:** RB **Lamar Miller** (Miami), RB **Buddy Howell** (Coconut Grove), T **David Sharpe** (Jacksonville), S **Natrell Jamerson** (Ocala)
- **Attended college in Florida:** RB **Lamar Miller** (Miami), T **David Sharpe** (Florida), RB **Buddy Howell** (Florida Atlantic), TE **Jordan Akins** (Central Florida)
- **Coached College in Florida:** Running Backs Coach **Danny Barrett** (Central Florida, Bethune-Cookman), Defensive Line Coach **Anthony Weaver** (Florida)

DOLPHINS WITH TEXAS CONNECTIONS

- **Born in Texas:** QB **Ryan Tannehill** (Big Spring), WR **Jakeem Grant** (Dallas), CB **Xavien Howard** (Houston), C **Travis Swanson** (Houston), DE **Cameron Malveaux** (Beaumont), WR **Danny Amendola** (The Woodlands), TE **Durham Smythe** (Belton)
- **Played College in Texas:** QB **Ryan Tannehill** (Texas A&M), WR **Jakeem Grant** (Texas Tech), CB **Xavien Howard** (Baylor), DE **Cameron Malveaux** (Houston), WR **Danny Amendola** (Texas Tech)
- **Coached College in Texas:** Defensive Line Coach **Kris Kocurek** (Texas Tech, Texas A&M-Kingsville, Texas A&M-Commerce, West Texas A&M, Stephen F. Austin)

HOMETOWN

- Texans NT **Brandon Dunn** and Dolphins WR **Devante Parker** are both from Louisville, Ky.
- Texans T **Kendall Lamm** and Dolphins CB **Walt Aikens** are both natives of Charlotte, N.C.
- Texans ILB **Tyrell Adams** and Dolphins S **Reshad Jones** both hail from Atlanta
- Both Texans S **Tyrann Mathieu** and Dolphins DT **Vincent Taylor** are from New Orleans

COLLEGE

- Texans OLB **Whitney Mercilus** and Dolphins DT **Akeem Spence** were teammates at Illinois from 2010-11
- Texans CB **Aaron Colvin** and Dolphins WR **Kenny Stills** were teammates at Oklahoma from 2010-12
- Texans CB **Shareece Wright** and Dolphins CB **T.J. McDonald** both played defensive back for USC from 2009-10
- Texans NT **Brandon Dunn**, Dolphins WR **Devante Parker** and Dolphins RB **Senorise Perry** were teammates at Louisville from 2011-13 and led the Cardinals to a 23-3 record from 2012-13
- Texans TE **Jordan Akins** and Dolphins DT **Jamiyus Pittman** played together at Central Florida from 2014-17

TEXANS-DOLPHINS CONNECTIONS

COLLEGE (CONT.)

- Texans C/G **Zach Fulton** and Dolphins T **Ja'Wuan James** started along the same offensive line at Tennessee from 2010-13. **James** started at right tackle, while **Fulton** started at right guard for the Volunteers



Texans C/G Zach Fulton (right) and Dolphins T Ja'Wuan James (left) started next to each other along Tennessee's offensive line from 2010-13. Fulton started at right guard, while James occupied the right tackle position (Source: Tennessee Athletics).

- Texans QB **Deshaun Watson**, DE **Carlos Watkins** and NT **D.J. Reader** were all teammates with Dolphins CB **Cordrea Tankersley** from 2014-15. **Watson**, **Watkins** and **Tankersley** would return to Clemson in 2016 and capture the College Football Playoff National Championship
- Texans WR **Keke Coutee** and Dolphins WR **Jakeem Grant** were members of the same receiving corps at Texas Tech in 2015



Texans WR Keke Coutee (left) and Dolphins WR Jakeem Grant (right) combined for 5,710 yards and 44 touchdowns in their careers at Texas Tech (Source: Texas Tech Athletics).

COLLEGE (CONT.)

- Texans WR **Will Fuller V** and C **Nick Martin** played with Dolphins TE **Durham Smythe** at Notre Dame from 2014-15
- Texans WR **DeAndre Hopkins**, Dolphins DE **Andre Branch** and Dolphins LB **Stephone Anthony** played together at Clemson in 2011. **Anthony** would go on to play with Texans DE **Carlos Watkins** and NT **D.J. Reader** from 2012-14 for the Tigers
- Texans RB **Tyler Ervin** and Dolphins QB **David Fales** were teammates at San Jose State from 2012-13
- Texans CB **A.J. Moore** and Dolphins T **Laremy Tunsil** played together at Mississippi from 2014-15
- Texans Quarterbacks Coach **Sean Ryan** and Dolphins Defensive Coordinator **Matt Burke** were both graduate assistants at Boston College in 2001

PROFESSIONAL

- Texans CB **Johnson Bademosi**, Dolphins WR **Danny Amendola** and Dolphins RB **Brandon Bolden** were teammates in New England in 2017 and played in Super Bowl LII
- Texans CB **Aaron Colvin**, Dolphins DE **Andre Branch** and Dolphins T **Sam Young** played together in Jacksonville from 2014-15
- Texans S **Tyrann Mathieu** and Dolphins C **Ted Larsen** were teammates in Arizona from 2014-15
- Texans Offensive/Special Teams Assistant **Wes Welker** and Dolphins DE **Robert Quinn** played together for the Rams in 2015
- Texans CB **Johnson Bademosi** and Dolphins C **Travis Swanson** were teammates in Detroit in 2016
- Texans QB **Joe Webb III** and Dolphins TE **Nick O'Leary** played together in Buffalo in 2017
- Texans Defensive Line Coach **Anthony Weaver** and Dolphins Offensive Coordinator **Dowell Loggans** coached together in Cleveland in 2014 when **Weaver** was the Defensive Line Coach and **Loggans** was the Quarterbacks Coach
- Dolphins Defensive Backs Coach **Tony Oden** coached Texans CB **Johnson Bademosi** in Detroit in 2016 when **Oden** was the Lions Defensive Backs/Cornerbacks Coach

PLAYER QUICK NOTES



Texans QB Deshaun Watson set NFL records for most passing touchdowns (19) through a player's first seven career games and most passing touchdowns (18 in Weeks 3-8) by a rookie over any five-game span in NFL history in 2017. Watson also recorded three games with four-or-more passing touchdowns, joining Fran Tarkenton as the only rookies in NFL history to do so.

QUARTERBACKS (3)

3 BRANDON WEEDEN 6-3 227 7th season Oklahoma State

Seventh-year pro is in his third season with the Texans...Signed by the Texans as an unrestricted free agent on March 29, 2018...As a rookie with the Browns, started 15 games and threw for 3,385 yards, a Browns rookie record, and 14 touchdowns while completing 57.4 percent of his passes...Started 20-of-23 games in Cleveland (2012-2013) after being drafted 22nd overall in the 2012 NFL Draft.

4 DESHAUN WATSON 6-2 215 2nd season Clemson

Matched Kurt Warner and Marc Bulger for the most games with multiple passing touchdowns through a player's first 11 career games (eight)...Set NFL records for most passing touchdowns (19) through a player's first seven career games and most passing touchdowns (18 in Weeks 3-8) by a rookie over any five-game span in NFL history...Recorded three games with four-or-more passing touchdowns, joining Fran Tarkenton as the only rookies in NFL history to do so...Selected with the 12th overall pick of the 2017 NFL Draft...Led Clemson to back-to-back national championship appearances, lifting the Tigers to their second-ever title following the 2016 season.

5 JOE WEBB III 6-4 231 9th season Alabama-Birmingham

Ninth-year pro is in the midst of his first season with the Texans after signing as an unrestricted free agent on April 5, 2018...Only player in NFL history to attempt 150-or-more passes, record 50-or-more rushes, catch five-or-more passes, produce 10-or-more special teams tackles and return 10-or-more kickoffs...Has the most kick return yards (401) by a quarterback with more than 10 career pass attempts in NFL history...Contributed on special teams in all 16 games for Buffalo in 2017 and led the Bills to victory in overtime vs. Indianapolis in Week 14...Originally selected by the Minnesota Vikings in the sixth round (199th overall) of the 2010 NFL Draft.

RUNNING BACKS (4)

21 TYLER ERVIN 5-10 182 3rd season San Jose State

Finished eighth in the NFL and third in the AFC in punt return average (9.7) as a rookie in 2016...Selected by the Texans in the fourth round (119th overall) of the 2016 Draft...San Jose State career record holder for all-purpose yardage (6,146), kickoff return yardage (2,374), kickoff returns (101) and kickoff returns for a touchdown (three).

26 LAMAR MILLER 5-10 221 7th season Miami (Fla.)

Ranked second in the AFC and fifth in the NFL with 3,932 rushing yards from 2014-17...Fifth among all NFL running backs in scrimmage yards since 2014...Joined WR Antonio Brown, WR Julio Jones and RB Frank Gore as the only players to gain 1,200-or-more yards from scrimmage in each of the last four seasons...Signed by the Texans on March 10, 2016 after playing four previous seasons with the Dolphins.

28 ALFRED BLUE 6-2 229 5th season LSU

Ranks fourth in Texans history with 2,124 career rushing yards...Passed RB Ben Tate (1,992) for the fourth-most career rushing yards in franchise history...Set single-season career highs in rushing yards (698), carries (183) and 100-yard rushing games (three), while tying his personal-best in rushing touchdowns (two) in 2015...As a rookie in 2014, became the first player in franchise history with a rushing, receiving and return touchdown in the same season...Set the franchise record for carries in a game (36) on Nov. 16, 2014...Drafted by the Texans in the sixth round of the 2014 NFL Draft.

38 BUDDY HOWELL 6-1 218 Rookie Florida Atlantic

Originally signed with the Miami Dolphins as a college free agent following the 2018 NFL Draft...Claimed off waivers by the Texans on Sept. 2, 2018...Recorded 2,424 yards rushing on 463 carries (5.2 avg.) and 22 touchdowns during a four-year career at Florida Atlantic...Caught 10 passes for 96 yards in his collegiate career.

WIDE RECEIVERS (5)

10 DeANDRE HOPKINS 6-1 212 6th season Clemson

Ranks second in franchise history with 6,572 yards receiving, 40 receiving touchdowns and 460 career receptions...Became the third-youngest wide receiver in NFL history to reach 6,000 career receiving yards at 26 years, three months and 10 days old (behind only Randy Moss and Larry Fitzgerald) and the second-youngest wide receiver in NFL history to 350 receptions at 25 years, four months and three days old (behind only Fitzgerald)...Set single-season franchise records for touchdown receptions (13) and games with at least one touchdown reception (10) in 2017...Currently the Texans all-time leader in yards per reception at 14.3...Earned AP NFL All-Pro First Team honors and started the 2017 Pro Bowl after leading the NFL in touchdown receptions...Drafted in 2013 with the 27th overall pick.

15 WILL FULLER V 6-0 184 3rd season Notre Dame

Scored a touchdown on seven of his first 11 receptions of the 2017 season...Since 1991, no player in the NFL has reached seven receiving touchdowns on fewer receptions in a season...Led the NFL with three games of two-or-more receiving touchdowns in 2017...Tied for 19th in the NFL in receiving touchdowns and was the only player in the top-30 of receiving touchdowns with fewer than 11 games played...Selected by the Texans with the 21st overall pick in the 2016 NFL Draft...Had 144 catches for 2,512 receiving yards and 30 touchdowns in his Fighting Irish career.

16 KEKE COUTEE 5-11 187 Rookie Texas Tech

Recorded the most receptions in a player's NFL debut (11) since the NFL/AFL merger in Week 4 at Indianapolis...Set franchise records for receptions (11) and receiving yards (109) in a player's NFL debut...Selected with the third pick in the fourth round (103rd overall) of the 2018 NFL Draft...Caught 159 passes for 2,424 yards and 17 touchdowns in 38 career games at Texas Tech...Led the Big 12 in all-purpose yards per game (135.3) and ranked second for receiving yards, receiving yards per game and receptions per game in 2017...Attended the same high school as NFL WR Dez Bryant in Lufkin, Texas.

17 VYNCINT SMITH 6-3 202 Rookie Limestone

Joined the Texans as a college free agent following the 2018 NFL Draft...Became the first rookie college free agent to start for the Texans in Week 1 in franchise history...Totaled 153 receptions for 2,371 yards and 11 touchdowns in 30 career games at Limestone College in Gaffney, S.C...Earned second-team All-South Atlantic Conference in 2017.



For the first time in his career, Texans RB Lamar Miller will face his former team, the Miami Dolphins, on Thursday Night Football in Week 8. Miller ran for 2,930 yards in four seasons with the Dolphins (2012-15) before joining the Texans.

PLAYER QUICK NOTES

18 SAMMIE COATES JR. 6-1 213 4th season Auburn

Appeared in 12 games for the Cleveland Browns in 2017, recording six catches for 70 yards...Set career highs in receptions (21), receiving yards (435) and touchdowns (two) in 14 games played for the Pittsburgh Steelers in 2016...Originally selected in the third round of the 2015 NFL Draft by the Steelers...Posted an Auburn Iron Bowl-record 206 yards receiving at Alabama on five receptions in 2014.



Texans WR Will Fuller V scored a touchdown on seven of his first 11 receptions of the 2017 season. Since 1991, no player has reached seven touchdowns on fewer receptions in a season.

TIGHT ENDS (3)

83 JORDAN THOMAS 6-5 277 Rookie Mississippi State

Selected with the 37th pick in the sixth round (211th overall) of the 2018 NFL Draft...Caught 31 passes for 311 yards and four touchdowns in 25 career games at Mississippi State...Saw most of his action at wide receiver, but also played tight end for the Bulldogs...Prior to Mississippi State, played tight end, offensive tackle and defensive end at East Central Community College in Decatur, Miss.

84 RYAN GRIFFIN 6-6 264 6th season Connecticut

Holds the second-most receptions by a tight end (122) and second-most receiving yards by a tight end (1,326) in franchise history...Set single-season career highs in receptions (50) and receiving yards (442) and tied his career high in receiving touchdowns (two) and games played (16) in 2016...Has registered career totals of 112 receptions for 1,186 yards and seven touchdowns (2013-17)...Originally selected in the sixth round of the 2013 NFL Draft.

88 JORDAN AKINS 6-4 243 Rookie Central Florida

Selected with the 34th pick in the third round (98th overall) of the 2018 NFL Draft...Compiled 1,149 receiving yards and eight touchdowns in 41 collegiate games...Also returned punts and kicks for the Knights...Selected by the Texas Rangers in the third round of the 2010 MLB Draft as an outfield prospect...Hit 24 home runs and stole 42 bases in 321 minor league games before attending Central Florida.

GUARDS (2)

64 SENIO KELEMETE 6-3 301 6th season Washington

Signed by the Texans as an unrestricted free agent on March 15, 2018...Appeared in all 16 games, starting eight at three different positions along the offensive line for New Orleans in 2017...Was part of a Saints offensive unit that ranked second in the NFL in total yards per game last season...Has played in 58 career games (22 starts). Originally drafted by the Arizona Cardinals in the fifth round of the 2012 NFL Draft.

73 ZACH FULTON 6-5 321 5th season Tennessee

Signed by the Houston Texans as an unrestricted free agent on March 15, 2018...Played in 15 games, starting 12 at three different positions along the offensive line for Kansas City in 2017...Started at center in the AFC Wild Card Playoff vs. Tennessee...Has appeared in 63 career games with 46 starts...Originally selected by the Chiefs in the sixth round of the 2014 NFL Draft.

CENTERS (2)

65 GREG MANCZ 6-4 302 4th season Toledo

Played in 10 games with five starts at guard and two at center in 2017...Started all 16 regular season games and both postseason contests in 2016, making him the only Texans lineman to start every game of the year...Signed by the Texans as a rookie free agent following the 2015 NFL Draft...Played four seasons (2011-14) at the University of Toledo and named second-team All-America by the Football Writers Association of America.

66 NICK MARTIN 6-4 295 3rd season Notre Dame

Made his NFL debut and started 14 games at center in 2017...Placed on the Reserve/Injured list on Aug. 30 and missed the entire 2016 season...Selected by the Texans with the 19th pick in the second round (50th overall) of the 2016 NFL Draft...Played four seasons (2012-15) at the University of Notre Dame, appearing in 50 games (37 starts).

TACKLES (4)

70 JULIÉN DAVENPORT 6-7 325 2nd season Bucknell

Appeared in 11 games with four starts as a rookie in 2017...Selected in the fourth round of the 2017 NFL Draft...Highest selection of a Bucknell player since 1966 and first Bison drafted since 1969...Earned three first-team All-Patriot League honors and was first-team All-FCS in 2016...Two-time team captain who started all 44 games from 2013-16.

71 DAVID SHARPE 6-6 343 2nd season Florida

Appeared in five games for the Oakland Raiders as a rookie, starting two at left tackle...Played three seasons at the University of Florida and helped the Gators reach the SEC Championship in two of his three seasons.

74 KENDALL LAMM 6-6 299 4th season Appalachian State

Appeared in 10 games (four starts) in 2017...Started at left tackle in the season opener vs. Jacksonville in 2017...Has played in 44 career regular season games and three postseason contests during his Texans career...Signed by the Texans as a college free agent on May 8, 2015...As a senior at Appalachian State in 2014, earned All-Sun Belt Conference first-team honors.

75 MARTINAS RANKIN 6-5 311 Rookie Mississippi State

Selected with the 16th pick of the third round (80th overall) in the 2018 NFL Draft...Earned first-team All-SEC honors as a senior in 2017 and was awarded the Kent Hull Trophy as the state of Mississippi's top offensive lineman...Led an offensive line which allowed the fewest sacks in the SEC and fifth-fewest in the nation (13) in 2017.



Texans C Nick Martin defeated his brother, Cowboys G Zack Martin, in overtime as the Texans came away with the 19-16 victory over Dallas on Sunday Night Football in Week 5.

PLAYER QUICK NOTES

DEFENSIVE ENDS (5)

91 CARLOS WATKINS 6-3 297 2nd season Clemson
Tallied 21 total tackles (nine solo), three tackles for loss and one pass defended in 12 games as a rookie in 2017...Selected in the fourth round (142nd overall) of the 2017 NFL Draft...Was a two-time first-team All-ACC selection and a second-team AP All-American in 2016...Had 191 total tackles, 26 tackles for loss and 14.0 sacks over 53 games (30 starts) from 2012-16...His 10.5 sacks in 2016 are the most ever by a Clemson defensive tackle...Was a starter on the 2016 Clemson national championship team...Played and roomed with Texans NT D.J. Reader at Clemson.

93 JOEL HEATH 6-6 302 3rd season Michigan State
Recorded 24 total tackles (17 solo), 1.0 sack, one tackle for loss and one quarterback hit in 13 games with nine starts in 2017...Started six games as a rookie, which marked the most by an undrafted rookie defensive lineman in team history...Became the first undrafted rookie in franchise history and only undrafted rookie in the NFL with 2.0 sacks in a game in 2016...Signed by the Texans as a college free agent following the 2016 NFL Draft...Had 60 career total tackles, including 10.5 for loss and 4.5 sacks in four years at Michigan State (2012-15).

95 CHRISTIAN COVINGTON 6-2 310 4th season Rice
Compiled 16 total tackles (10 solo), two quarterback hits, 1.0 sack, one tackle for loss and one forced fumble in seven games in 2017...Placed on the Reserve/Injured list on Oct. 31...Played in all 16 games (five starts) and both postseason games in 2016 and recorded 1.0 sack, one pass defended, two quarterback hits and two tackles for loss...Appeared in all 16 games as a rookie in 2015, tallying eight total tackles, four tackles for loss, four quarterback hits and 2.0 sacks...Selected by the Texans in the sixth round (216th overall) of the 2015 NFL Draft.

97 ANGELO BLACKSON 6-4 319 4th season Auburn
Amassed nine total tackles (eight solo), one pass defended and one quarterback hit in nine games in 2017...Spent the first eight weeks of the season on the Patriots practice squad before joining the Texans...Originally selected by the Tennessee Titans with the first pick of the fourth round in the 2015 NFL Draft...Was on the field for the famous "kick-six" play during the 2013 Iron Bowl.

99 J.J. WATT 6-5 288 7th season Wisconsin
Honored as the 2017 Walter Payton Man of the Year and the 2017 Sports Illustrated Person of the Year after raising more than \$37 million for Hurricane Harvey relief for Houston...Three-time Associated Press and PFWA NFL Defensive Player of the Year (2012, 2014, 2015)...Four-time Associated Press First-Team All-Pro (2012-15)...Four-time Pro Bowl selection (2012-15) and 2014 Pro Bowl Captain...Has recorded 83.0 sacks (most in franchise history), 13 fumble recoveries, 19 forced fumbles and 48 passes defended in his career...Leads the NFL with 231 quarterback hits and 144 tackles for loss and ranks second in the NFL in sacks since entering the league in 2011...Has recorded three career 15.0-sack seasons (2012, 2014, 2015), which is tied for the second-most in the NFL since 1982...Became the first player in NFL history to record eight total tackles, 3.0 sacks, three tackles for loss, four quarterback hits and one forced fumble in a game on three separate occasions...Totaled 76 tackles, 17.5 sacks, 29 tackles for loss, 50 quarterback hits, one fumble recovery and three forced fumbles in 2015...First defensive lineman since 1944 with five touchdowns in a season...Fourth player in NFL history with an interception return, fumble recovery and receiving touchdowns in the same season...The 11th overall pick in 2011.

NOSE TACKLES (2)

92 BRANDON DUNN 6-2 310 3rd season Louisville
Set single-season career highs for total tackles (26), tackles for loss (three), quarterback hits (two), fumble recoveries (one) and games played (16) in 2017...Appeared in two games for the Texans in 2016 after spending most of the season on the practice squad...Appeared in the final 12 games with the Texans in 2015, including the Wild Card Game vs. Kansas City (1/9/16).

98 D.J. READER 6-3 347 3rd season Clemson
Set single-season career highs in total tackles (47), solo tackles (23), quarterback hits (six), tackles for loss (three) and games started (14) in 2017...Ranked second among all NFL nose tackles in total tackles last season...Appeared in all 16 games with seven starts as a rookie in 2016...Selected by the Texans with the 27th pick in the fifth round (166th overall) of the 2016 NFL Draft...Played four seasons at Clemson (2012-15), recording 145 total tackles, nine tackles for loss and 5.0 sacks. Played and roomed with Texans DE Carlos Watkins while at Clemson...Also, was a pitcher on Clemson's baseball team.

OUTSIDE LINEBACKERS (5)

53 DUKE EJIOFOR 6-4 255 Rookie Wake Forest
Selected with the third pick in the sixth round (177th overall) of the 2018 NFL Draft...The Houston native ranks third in Wake Forest history in career sacks and sixth in career tackles for loss...Tallied 128 total tackles (76 solo), 23.5 sacks, 41 tackles for loss, six pass breakups, two forced fumbles, two fumble recoveries and an interception in 42 career games for the Demon Deacons.

57 BRENNAN SCARLETT 6-4 263 3rd season Stanford
Set single-season career highs in total tackles (26), sacks (2.0), passes defended (one), quarterback hits (three), tackles for loss (six), games played (11) and games started (five) despite missing the final five weeks of the 2017 season...Appeared in seven regular season games and both postseason contests as a rookie in 2016...Spent Weeks 7-14 on the Reserve/Injured list in 2016...Signed by the Texans as a college free agent following the 2016 NFL Draft.

58 PETER KALAMBAYI 6-3 254 Rookie Stanford
Selected with the 40th pick in the sixth round (214th overall) of the 2018 NFL Draft...Tallied 190 total tackles (111 solo), 18.5 sacks, 28 tackles for loss, eight pass breakups, two forced fumbles and an interception in 54 career games played over four seasons at Stanford...Elected team captain by teammates in both junior and senior years.

59 WHITNEY MERCILUS 6-4 258 7th season Illinois
Named Associated Press Second Team All-Pro in 2016...Ranks third in franchise history with 38.5 sacks...Franchise postseason sack leader with 6.0...Has 10 career games with 2.0-or-more sacks...Became the first player in franchise history and the fifth player in the NFL since 1982 to post two games with 3.5-or-more sacks in a season in 2015...Recorded the most sacks (3.0) in a postseason game in Texans history (Wild Card Game vs. Kansas City 1/9/16)...Resigned with the Texans on May 5, 2015...Tied the franchise rookie record with 6.0 sacks in 2012...2012 first-round pick.

90 JADEVEON CLOWNEY 6-5 255 5th season South Carolina
Named to the Pro Bowl for a second consecutive season...Earned 2017 PFWA All-AFC Team honors...Set single-season career highs in sacks (9.5), tackles for loss (21), quarterback hits (21), forced fumbles (two), fumble recoveries (two), total tackles (59), sack yards (67), games played (16) and games started (16) in 2017...Named to the 2016 Pro Bowl and earned 2016 Associated Press Second Team All-Pro honors...Recorded 52 total tackles, 6.0 sacks, 16 tackles for loss and 17 quarterback hits in 2016...Played in 13 games (nine starts) during the 2015 season, recording 40 total tackles, eight quarterback hits, eight tackles for loss, 4.5 sacks and a forced fumble...Selected by teammates as the 2015 Ed Block Courage Award winner...No. 1 overall pick in the 2015 NFL Draft...Two-time All-American in college.

INSIDE LINEBACKERS (4)

41 ZACH CUNNINGHAM 6-3 238 2nd season Vanderbilt
Finished second on the team with 82 total tackles (45 solo), six passes defended, five tackles for loss, two quarterback hits, 1.5 sacks and one forced fumble in 16 games as a rookie in 2017...Finished tied for second among all NFL rookies in total tackles in 2017...First player in franchise history to record 80 total tackles and eight special teams tackles in a single season...Drafted 57th overall in the 2017 NFL Draft...Two-time first-team All-SEC selection (2015-16) and the first-ever Vanderbilt player to earn consensus first-team All-America honors (2016).

50 TYRELL ADAMS 6-2 230 3rd season West Georgia
Three-year veteran in the midst of his first season with the Texans after having spent time with the Seattle Seahawks, Kansas City Chiefs, Oakland Raiders, Buffalo Bills and Indianapolis Colts...Notched 15 career total tackles (eight solo) and three total special teams tackles...Tallied 220 total tackles, 22.5 tackles for loss, 3.0 sacks and four interceptions in 44 career games at West Georgia from 2011-14.

52 BRIAN PETERS 6-4 237 4th season Northwestern
Recorded a career-high eight total tackles on defense and ranked second on the team with nine special teams tackles in 2017...Finished third on the team with 10 special teams tackles in 2016...Tied for the league lead with 17 special teams tackles in 2015...Played one season with the Arena Football League's Iowa Barnstormers (2012) before spending two seasons with the Canadian Football League's Saskatchewan Roughriders (2013-14), where he won a CFL title.

PLAYER QUICK NOTES

55 BENARDRICK MCKINNEY 6-4 257 4th season Mississippi State

Signed a contract extension on June 14, 2018...Compiled a team-leading 95 total tackles (62 solo) along with 3.0 sacks, eight quarterback hits, a single-season career-high 10 tackles for loss, one forced fumble and one pass defended while starting all 16 games... Finished sixth in the league in total tackles among all players with 3.0-or-more sacks in 2017...Finished 11th in the NFL in tackles with a team-leading 129 in 2016...Compiled the eighth-most tackles in a single season in team history in 2016...Named Associated Press Second Team All-Pro in 2016...Became the only player in the NFL and second player in franchise history with at least 100 tackles and 5.0 sacks in a season in 2016...Finished the 2015 season with 58 total tackles (35 solo, 23 asst.), seven tackles for loss and 1.0 sack... Drafted by the Texans in the second round (43rd overall) in 2015.

CORNERBACKS (4)

22 AARON COLVIN 6-0 191 5th season Oklahoma

Signed by the Texans as an unrestricted free agent on March 15, 2018...Part of a Jacksonville secondary that ranked first in opponent completion percentage and opponent passing yards per game...Compiled 44 total tackles (37 solo), five passes defended and one fumble recovery in 16 games for the Jaguars in 2017...Originally selected by Jaguars in the fourth round of the 2014 NFL Draft.

23 JOHNSON BADEMOSI 6-0 219 7th season Stanford

Signed by the Texans as an unrestricted free agent on March 16, 2018...Appeared in 15 regular season games and both the AFC Championship Game and Super Bowl LII for the Patriots in 2017, posting 20 total tackles (15 solo), eight special teams tackles and one pass defended...Tallied 18 total tackles (16 solo), five passes defended and one interception in 16 games with the Lions in 2016...Played four seasons in Cleveland (2012-15) in which he led the team and recorded more than 15 special teams tackles each year...Joined the Browns as a college free agent following the 2012 NFL Draft.

24 JOHNNATHAN JOSEPH 5-11 186 13th season South Carolina

All-time leader in Texans history with 100 passes defended...Has recorded 15 interceptions since signing with the Texans, which trails only S Kareem Jackson (16) for the most in franchise history...Since he entered the NFL in 2006, ranks first among active players with 176 passes defended...Led the Texans and set a single-season career high with 22 passes defended in 2015...Second-most career postseason tackles in Texans postseason history with 39...One of three players to play in every postseason game in Texans history...Two-time Pro Bowl selection (2012, 2013)...Associated Press Second Team All-Pro (2011)... Owns 29 career interceptions, seven forced fumbles, six fumble recoveries and 675 total tackles in 176 career games...Tallied 47 total tackles (37 solo), nine passes defended, two interceptions and two tackles for loss in 16 games in 2017...Signed by the Texans on July 29, 2011...Re-signed on June 18, 2015 and again on March 15, 2018.

43 SHAREECE WRIGHT 5-11 184 8th season Southern California

Signed by the Texans on Sept. 12, 2018...Eighth-year veteran has recorded 268 total tackles (237 solo), 10 tackles for loss, two interceptions and 38 passes defended, adding 18 special teams tackles in his career...Originally selected by the San Diego Chargers with the 25th pick in the third round (89th overall) of the 2011 NFL Draft...Played four seasons (2006-07; 2009-10) at the University of Southern California in Los Angeles, Calif...Recorded 127 total tackles, 3.5 sacks and 13 passes defended in 25 career games for the Trojans.



Since 2011, CB Kareem Jackson and CB Johnathan Joseph have combined for 169 passes defended and 29 interceptions. In that time, Texans opponents have the second-lowest completion percentage (58.5) and the third-lowest net yards passing per game (216.3).

SAFETIES (7)

20 JUSTIN REID 6-1 203 Rookie Stanford

Selected with the fourth pick in the third round (68th overall) of the 2018 NFL Draft... Earned first-team All-Pac 12 honors and second-team FWA and AP All-America honors in 2017...Posted 179 total tackles (105 solo), 20 passes defended, 10.5 tackles for loss, two interceptions, one fumble recovery and 1.0 sack in 39 career games for the Cardinal... Brother of Carolina Panthers S Eric Reid.

25 KAREEM JACKSON 5-10 183 9th season Alabama

Holds the franchise record for the most career interceptions in Texans history with 16... Second in team history with 79 career passes defended and third in career tackles (507)... Ranks third in Texans history with 29 career postseason tackles...One of three players to play in every postseason game in Texans history...Tallied a career-high 73 total tackles (54 solo), with 10 passes defended, four tackles for loss, one forced fumble, one interception and 1.0 sack in 16 games in 2017...Had nine games of five-or-more total tackles, a career high, and tied for the third-most by any NFL cornerback in 2017...Re-signed by the Texans on March 9, 2015...2010 first-round draft pick (20th overall).

29 ANDRE HAL 5-10 184 5th season Vanderbilt

Diagnosed with Hodgkin's Lymphoma prior to the 2018 season...Acivated from the Reserve/Non-Football Illness list prior to Week 7 of the 2018 season...Leads the Texans in interceptions (nine) since the beginning of the 2015 season...Led the team in interceptions (three), tied for first in forced fumbles (two) and set a single-season career-high with 71 total tackles in 2017.

31 NATRELL JAMERSON 6-0 200 Rookie Wisconsin

Claimed off waivers by the Texans on Sept. 2, 2018...Selected by the New Orleans Saints with the 27th pick in the fifth round (164th overall) of the 2018 NFL Draft...Recorded 88 career total tackles (61 solo), 16 passes defended and two interceptions in 47 career games at Wisconsin...Returned 38 kickoffs for 784 yards (20.6 avg.) and one touchdown... Earned the Jimmy Demetral Team Most Valuable Player Award in 2017.

32 TYRANN MATHIEU 5-9 190 6th season LSU

Joined the Texans as a free agent on March 16, 2018...Earned first-team AP All-Pro and PFWA All-NFL honors in 2015...Also was named to his first career Pro Bowl in 2015... Recorded 74 total tackles (66 solo), two interceptions, seven passes defended, one forced fumble and 1.0 sack in a career-high 16 games in 2017...Had a career year in 2015, tallying 89 total tackles (80 solo), 17 passes defended, five interceptions, 11 tackles for loss, 1.0 sack, one forced fumble and his first career defensive touchdown in 14 games...Selected by the Arizona Cardinals with the seventh pick in the third round of the 2013 NFL Draft.

33 A.J. MOORE 5-11 200 Rookie Mississippi

Claimed off waivers by the Texans on Sept. 2, 2018...Signed with the New England Patriots as a college free agent following the 2018 NFL Draft...Recorded three total tackles and three special teams tackles during the 2018 preseason...Recorded 132 total tackles and five passes defended in 37 career games at the University of Mississippi.

34 MIKE TYSON 6-2 200 2nd season Cincinnati

Signed to the Texans active roster prior to Week 6 vs. Buffalo...Spent most of the 2017 season on the Seattle Seahawks practice squad...Recorded 137 total tackles (72 solo), 11 passes defended, 7.5 tackles for loss, seven interceptions and one fumble recovery in 43 career games at the University of Cincinnati.

SPECIALISTS (3)

7 KA'IMI FAIRBAIRN (K) 6-0 183 3rd season UCLA

Made 11 straight field goal attempts to start the 2017 season, the most consecutive field goals made to start a Texans career in franchise history...Recorded 49 touchbacks, which is a single-season franchise record and tied for the seventh-most touchbacks in the NFL in 2017...Produced 92 points, which is the most by a first-year player in Texans history and the third-most by a rookie in the NFL in 2017...Placed on the Reserve/Injured list on Aug. 30 and missed entire 2016 season...Signed by the Texans as a college free agent on May 5, 2016...Played four seasons at UCLA (2012-15) and was the winner of the Lou Groza Award in 2015.

8 TREVOR DANIEL (P) 6-1 231 Rookie Tennessee

Joined the Texans as a college free agent following the 2018 NFL Draft...Set a career program record at Tennessee for punting average (45.9)...Set a single-season punting average school record in 2017 (47.5)...Ranked fourth nationally and second in the SEC with a 47.5-yard average...Led the SEC in punts inside the 20 with 22 as a senior.

46 JON WEEKS (LS) 5-10 242 9th season Baylor

Set a new Texans franchise record by playing in his 129th consecutive game (2010-18), passing K Kris Brown (128 straight games from 2002-09) in Week 1 at New England...Has handled 1,267 extra point, field goal and punt snaps and has contributed with 23 special teams tackles over eight seasons with the team...Named to the 2015 Pro Bowl...Ranks second in Texans history with 134 career games played...One of three players to play in every postseason game in Texans history...Signed a contract extension with the Texans on Sept. 8, 2015...Originally signed by the Texans in 2010 and made the roster out of training camp.

MEDIA INFORMATION



Amy Palcic
Vice President of
Communications



Allie LeClair
Corporate Communications
Manager



Omar Majzoub
Communications
Manager



Nathan Edwards
Communications
Coordinator



John Deighton
Communications Intern



Stephanie Ramsey
Corporate Communications
Intern

CONTACTING THE TEXANS COMMUNICATIONS STAFF

Staff Member	Email	Office Phone
Amy Palcic	amy.palcic@houstontexans.com	832-667-2220
Allie LeClair	allie.leclair@houstontexans.com	832-667-2050
Omar Majzoub	omar.majzoub@houstontexans.com	832-667-2241
Nathan Edwards	nathan.edwards@houstontexans.com	832-667-2282
John Deighton	john.deighton@houstontexans.com	832-667-2037
Stephanie Ramsey	stephanie.ramsey@houstontexans.com	832-667-2035

Texans PR on Twitter: [@TexansPR](https://twitter.com/TexansPR)

Texans Media Site, Media Guide & Game Releases: www.NFLOMG.com

Media Credential & Parking Information: <https://www.houstontexans.com/team/credentials>

HOUSTON TEXANS ON NFL OMG

This season, the Texans launched a new media website at www.NFLOMG.com. Please follow the link and click on the Texans logo to access the team's page.

For customized access to the NFL OMG site, please utilize your email address as your username and "TexansMedia" as your password. If you have any issues accessing the site, please contact **Omar Majzoub** at omar.majzoub@houstontexans.com or (832) 667-2241 and **Nathan Edwards** at nathan.edwards@houstontexans.com or (832) 667-2282. For generic access, please utilize the username "HoustonTexans" and password "TexansMedia".

The Texans' NFL OMG interactive site will contain the complete 2018 Media Guide, all weekly game releases, Texans player bios and rosters, Texans staff information and bios, weekly flip cards, a game tracker, all Texans team and individual records and statistics, Texans historical information, daily press releases and transcripts and much more.

The game releases and media guide are updated weekly during the season and available in a PDF format for printing purposes. Team notes, player bios, team and individual records, miscellaneous stats and game summaries are updated following each game and posted on the NFL OMG site. On gamedays, the site will host live statistics, updated player notes, postgame quotes and more. The site is an easy-to-use, one-stop shop for all media needs and information regarding the Texans.

NFLOMG.COM

Username: (your email address)

Password: TexansMedia

HOUSTON TEXANS FTP FOOTAGE

The Texans regularly distribute press conference footage and b-roll packages via Dropbox. If you would like to be added to the distribution list, members of which receive emails when new content is uploaded, please contact **Nathan Edwards** at nathan.edwards@houstontexans.com.

TEXANS PR ON TWITTER

For up-to-the-second news, press releases, transcripts, game information, bios, notes and a variety of other information on the Houston Texans, follow the Texans PR Department on Twitter: [@TexansPR](https://twitter.com/TexansPR).

TRANSCRIPTS

The Texans communications staff sends out transcripts of press conferences, open locker room interviews and postgame interviews throughout the season. To be added to the Texans email list, please contact **Nathan Edwards** at nathan.edwards@houstontexans.com. All transcripts will also be posted on the Houston Texans NFL OMG website at www.NFLOMG.com.

PRESS RELEASES

The Texans' weekly press releases, as well as other news and information, can be accessed at www.NFLOMG.com. Members of the media can also access league information from the NFL's media site at www.nflcommunications.com. The NFL's official website address is www.NFL.com.

MEDIA POLICIES

SHOOTING

- Designated shooting portions of practice will be announced by the Texans PR staff
- Media members can use camera phones and broadcast-quality TV news cameras to shoot videos and take still photos during the designated shooting portions of practice
- All photos and videos adhering to the media policy can be posted, shared and tweeted during practice
- No seven-on-seven, formation or team work may be captured or reported on throughout practice

REPORTING / SOCIAL MEDIA

- Tweeting/reporting of non-strategy events & exceptional plays is allowed during practice
- Broadcasting live, including social media (Facebook Live, Instagram Live, etc.), is not permitted at any time during or after practice
- Media members may only report on what is viewed in designated media areas
- Reporting on special events or VIP visitors is allowed after approval by the PR staff

TOPICS TO AVOID

- Potential severity of an injury until it's addressed by Head Coach Bill O'Brien
- Game strategy – formations, plays, substitution packages, etc.
- Which players are practicing with individual units (first-team, second-team, etc.)
- Conversations that take place on field between players and/or coaches
- Players who line up in positions different from the one listed on the current roster

POST-PRACTICE INTERVIEWS

- Requests should be submitted for approval before the conclusion of practice
- All players who did not participate in practice will not be available for interviews
- Media access is limited to full-time staffers of media outlets unless approved by the PR staff
- Phone calls are only allowed after practice has concluded

OPEN LOCKER ROOM

- Open locker room sessions may not be broadcast live, including on social media (Facebook Live, Instagram Live, etc.), by an individual or media outlet
- Still photos are not permitted in the locker room
- Only broadcast-quality TV cameras may record video of interviews during open locker room. Camera phones & other handheld devices are not permitted
- Signs, notes and other personal items posted around the locker room and inside of or at player's lockers may not be photographed, videotaped or reported on
- Videographers must shoot tight shots of players conducting interviews at their lockers and shooting is only allowed when a player is engaged in an interview
- Please wait for players to be dressed before approaching for interviews and make sure they are standing with their back to their locker during an interview unless otherwise permitted



INTERVIEW REQUESTS

All interview requests for Houston Texans executives, coaches and players should go through the Texans communications department. Please give at least 48 hours for your request.

Requests for the McNair family, Jamey Rootes, Brian Gaine, Bill O'Brien, QB Deshaun Watson and DE J.J. Watt should be sent to the attention of **Amy Palcic** at amy.palcic@houstontexans.com or (832) 667-2220.

For other Texans players and assistant coaches, please send your request to **Omar Majzoub** at omar.majzoub@houstontexans.com or (832) 667-2241 and **Nathan Edwards** at nathan.edwards@houstontexans.com or (832) 667-2282.

O'Brien's Monday news conference is held in the media workroom. He also speaks with the media on Wednesday through Friday in the media workroom (times will be emailed out at the beginning of each week).

CREDENTIAL AND PARKING INFORMATION

To access Houston Texans parking and credential information, go to <https://www.houstontexans.com/team/credentials>.

Applications are being accepted for training camp, season and individual game credentials. To apply for game credentials, please submit your request on the website by the Tuesday before a Texans home game at 5 p.m. CT. Season-long credentials are issued in August.

Media credentials will be granted based on the following guidelines:

1. Houston-area media agencies which cover the Houston Texans on a daily basis will receive top priority.
2. Media agencies which cover the opposing team as requested by the opposing team's public relations staff.
3. National media agencies which cover the National Football League regularly (includes online properties such as ESPN.com, Yahoo! Sports, CBSSports.com, etc.).
4. Daily or weekly newspapers with a circulation of at least 100,000.
5. Television stations with a nightly news show and a nightly sports segment.
6. Radio stations with a 24-hour sports format that are affiliated with a national radio network (i.e. ESPN, Westwood One, etc.).
7. Daily or weekly newspapers with a circulation of at least 50,000.
8. Other requests not falling under one of the above will be considered on the basis of space availability.
9. No freelance credentials will be granted.

If you are a regular member of the Houston media who would like to cover the Texans on the road, submit your request for game credentials and parking passes to **Amy Palcic** at amy.palcic@houstontexans.com. All requests must be submitted no later than one game prior to a road contest. Credentials will be distributed on Wednesday or Thursday during open locker room.

TEXANS TV & RADIO LINEUP

	Monday	Tuesday	Wednesday	Thursday	Friday	Saturday	Sunday			
6:00 am										
6:30 am										
7:00 am										
7:30 am										
8:00 am	Texans Monday									
8:30 am								Texans Gameday		
9:00 am							Texans Countdown presented by FCL Dental			
9:30 am										
10:00 am										
10:30 am										
11:00 am							Texans Gameday	Texans Gameday		
11:30 am										
12:00 pm										
12:30 pm										
1:00 pm							Texans Gameday	Texans Gameday		
1:30 pm										
2:00 pm										
2:30 pm	O'Brien Press Conf.									
3:00 pm							Texans Post Game			
3:30 pm										
4:00 pm										
4:30 pm										
5:00 pm	Bill O'Brien Show						Texans Post Game			
5:30 pm										
6:00 pm	Texans All Access	Fuddruckers Texans Players Show	Texans All Access	Texans All Access	Texans All Access					
6:30 pm		Texans Extra Points								
7:00 pm		Texans All Access								
7:30 pm										
8:00 pm		Texans Replay with John Harris								
8:30 pm										
9:00 pm										
9:30 pm										
10:00 pm										
10:30 pm							Inside the Game (10:35 p.m.)			
11:00 pm						Texans Buzz		Primero y Diez		
11:30 pm										



Texans Radio on SportsRadio610 AM



Mega 101 FM (101.1 FM)



Telemundo



KTRK - ABC 13



KPRC - NBC 2

TEXANS TV & RADIO LINEUP

NETWORK TV

Network	Show	Show Day	Show Time
KTRK	Inside The Game	Sunday	10:35 p.m.
KTRK	Texans Extra Points	Saturday	6:30 - 7 p.m.
KTRK	Texans Buzz	Saturday	11 - 11:30 p.m.
KPRC	Texans Gameday	Sunday	8:30 - 9 a.m.
Telemundo	Primero y Diez	Sunday	11 - 11:30 p.m.

TEXANS RADIO

Network	Show	Show Day	Show Time
SportsRadio 610	Texans Monday	Monday	8 - 10 a.m.
SportsRadio 610	Bill O'Brien Show	Monday	5 - 6 p.m.
SportsRadio 610	Texans All Access	Monday – Friday	6 - 8 p.m. (Except for Mon & Thu due to MNF & TNF)
SportsRadio 610	Fuddruckers Texans		
	Players Show	Tuesday	6 - 7 p.m.
SportsRadio 610	Texans Replay w/ John Harris	Tuesday	8 - 9 p.m.
SportsRadio 610	Texans Countdown	Gameday	3 Hours prior to Kickoff
SportsRadio 610	Texans Gameday	Gameday	In-Game
SportsRadio 610	Texans Post Game	Gameday	3 Hours following each game

TEXANS SPANISH RADIO

Network	Show	Show Day	Show Time
Mega 101.1 FM	Texans Pre-Game	Gameday	30 minutes prior to Kickoff
Mega 101.1 FM	Texans Gameday	Gameday	In-Game
Mega 101.1 FM	Texans Post Game	Gameday	Half Hour following each game

TEXANS DIGITAL TV

Website	Show	Show Day	Show Time
HoustonTexans.com	Texans Unlimited	Gameday	45 minutes prior to Kickoff

OTHER PLACES TO SEE & HEAR THE TEXANS

Texans radio affiliates also carry the following Texans shows at various times each week before 11 p.m. that Wednesday.

- Bill O'Brien Show
- Fuddruckers Texans Players Show
- Texans Replay

Additional radio programming in Austin and San Antonio.

Austin – KVET 1300 AM The Zone

- Marc Vandermeer segment every Tuesday at 4:45 p.m.

San Antonio – KZDC 1250 AM ESPN Radio

- Marc Vandermeer segment every Tuesday at 5 p.m.

Stations carrying the Houston Texans "Inside the Game" weekly show that airs live in Houston every Sunday during the season (and possible postseason) from 10:35 p.m. – 11:05 p.m. on KTRK ABC-13.

Station	Airtime
Abilene KXVA FOX 15	Sundays 11–11:30 p.m.
Austin KVUE ABC 24	Mondays 1–1:30 a.m.
Beaumont KJAC NBC 12.2	Sundays 11–11:30 p.m.
Bryan/CS MYTX 23.2	Mondays 5:30–6 p.m.
Midland/Odessa KPEJ FOX 24	Sundays 11–11:30 p.m.
San Angelo KIDY FOX 6	Sundays 11–11:30 p.m.
San Antonio KSAT ABC 12	Sundays 11–11:30 p.m.
Tyler KFXK FOX 51	Sundays 11:30 p.m.–12 a.m.
Waco/Temple MYTX 6.2	Mondays 5:30–6 p.m.



TV & RADIO AFFILIATES FOR 2018



The 2018 Houston Texans season will be broadcast throughout Texas, Arkansas and Louisiana on 40 Houston Texans Radio Network affiliates, and a network of 14 television affiliates will air all four of the team's preseason games throughout the state of Texas.

The Texans Radio Network boasts 33 stations across Texas, four in Mexico, one in Arkansas and one in Louisiana. The radio pregame show will air for 30 minutes, and the postgame show will last 20 minutes.

Once again this season, radio affiliates will air Texans programming during the week in addition to the game broadcast. Affiliates will broadcast the "Bill O'Brien Show," which will air Mondays at 5 p.m. in Houston, the "Texans Players Show," which will air Tuesdays at 6 p.m. and "Texans Replay," an hour-long condensed replay of the previous week's Texans game, will be broadcast on Tuesdays at 8 p.m. All three shows, along with all Texans Radio programming, will be produced and broadcast live on SportsRadio 610, the team's flagship station.

Texans TV affiliates will carry all four of the team's preseason games this year, beginning with Thursday's game vs. Kansas City at 7:30 p.m. CT, Saturday, Aug. 18 vs. San Francisco, Saturday, Aug. 25 at Los Angeles Rams and Thursday, Aug. 30 vs. Dallas. KTRK-ABC 13 in Houston produces and broadcasts the games across the Texans Television Network.

Again this season, TV affiliates will air the team's weekly "360/Texans Buzz" show, which airs every week of the year at 11 p.m. in Houston. Affiliates will air the team's weekly "Extra Points" show (starting Saturday, Aug. 11 at 6:30 p.m. in Houston) and "Inside the Game" show (starting Sunday, Aug. 12 at 10:35 p.m. in Houston).

New this season on the Texans official Spanish television partner, Telemundo, the Telly Award-winning program "Primero y Diez" (First and Ten) will extend to a 30-minute show and air on Sunday nights at 11 p.m. during the preseason and regular season. Telemundo will also host a pregame and postgame show that will be distributed exclusively on the network's Facebook page.

The Texans Spanish game broadcast will air on Mega 101 in Houston and will feature Enrique Vasquez as the play-by-play host and Gustavo Rangel will serve as color commentator. The Texans are one of seven NFL teams to broadcast in Spanish on the FM frequency. The broadcast will feature a 30-minute pregame and postgame show each week. Through a continuing partnership implemented in 2016 with Grupo Radio Centro, the leading radio broadcaster in Mexico, Texans fans in Mexico will hear the Spanish broadcast in Guadalajara, Mexico City and Monterrey. This season's Texans games will also broadcast across five Spanish radio affiliates, including cities such as El Paso and San Antonio, Texas.

For a complete listing of weekly TV shows, visit <https://www.houstontexans.com/video/tvnetworks>. For a complete listing of radio networks, visit <https://www.houstontexans.com/audio/radio-networks>.

TEXANS ENGLISH TV, RADIO AFFILIATES

HOUSTON TEXANS 2018 TV AFFILIATES

City	Channel	Station (Network)
Houston, TX	13	KTRK (ABC)
Abilene, TX	15	KXVA (FOX)
Austin, TX	24	KVUE (ABC)
Beaumont, TX	6	KFDM (CBS)
Bryan/College Station, TX	23	KAGS (NBC)
Corpus Christi, TX	10	KZTV (CBS)
El Paso, TX	4	KDBC (CBS)
Harlingen, TX	4	KGBT (CBS)
Midland/Odessa, TX	24	KPEJ (FOX)
San Angelo, TX	6	KIDY (FOX)
San Antonio, TX	4	WOAI (NBC)
Tyler, TX	56	KETK (NBC)
Victoria, TX	33	KQZY (Ind.)
Waco, TX	6	KCEN (NBC)

HOUSTON TEXANS 2018 ENGLISH RADIO AFFILIATES

City	Frequency	Call Letters
Abilene, TX	92.5 FM	KMWX
Alpine, TX	1240 AM	KVLF
Amarillo, TX	940 AM	KIXZ
Athens, TX	1410 AM	KLVQ
Austin, TX	1300 AM	KVET
Beaumont, TX	1450 / 1510 AM	KIKR / KBED
Big Spring, TX	1400 AM	KBYG
Brenham, TX	1280 AM	KWHI
Bryan, TX	1150 AM	KZNE
Carthage, TX	1590 AM	KGAS
College Station, TX	1150 AM	KZNE
Corpus Christi, TX	1230 AM	KSIX
Crockett, TX	93.5 FM	KBPC
El Campo, TX	1390 AM	KULP
Fredericksburg, TX	107.9 FM	KFAN
Henderson, TX	1470 AM	KWRD
Houston, TX	610 AM / 100.3 FM	KILT-AM/FM
Liberty, TX	99.9 FM	KSHN
Livingston, TX	92.3 FM	KETX
Lubbock, TX	98.1 FM	KKCL
Lufkin, TX	1260 AM	KSML
Marshall, TX	1450 AM / 103.9 FM	KMHT
McAllen, TX	710 AM	KURV
Nacogdoches, TX	1260 AM	KSML
Orange, TX	1600 AM	KOGT
Plainview, TX	103.9 FM	KRIA
San Angelo, TX	1260 AM	KKSA
San Antonio, TX	1250 AM / 94.5 FM	KZDC
Shreveport, LA	1130 AM	KWKH
Texarkana, TX	94.1 FM	KTRG
Tyler, TX	1410 AM	KLVQ
Victoria, TX	106.9 FM	KLUB
Waco, TX	101.3 FM	KLRK

TEXANS SPANISH RADIO AFFILIATES

HOUSTON TEXANS 2018 SPANISH RADIO AFFILIATES

City	Frequency	Call Letters
El Paso, TX / Cd. Juarez	970 AM	XEJ-AM
Guadalajara	700 AM	XEDKR-AM
Mexico City	690 AM	XEN-AM
Monterrey	1540 AM	XESTN-AM
San Antonio, TX	103.1 FM	KHHL-FM

2018 NFL STANDINGS & RESULTS

2018 NFL STANDINGS

AMERICAN FOOTBALL CONFERENCE

East Division

Team	W	L	T	Pct	PF	PA	Home	Away	Conf	Div	Streak
New England Patriots	5	2	0	.714	214	179	4-0-0	1-2-0	4-1-0	1-0-0	Won 4
Miami Dolphins	4	3	0	.571	151	177	3-1-0	1-2-0	3-2-0	1-1-0	Lost 1
New York Jets	3	4	0	.429	182	176	2-2-0	1-2-0	2-3-0	0-1-0	Lost 1
Buffalo Bills	2	5	0	.286	81	175	1-1-0	1-4-0	1-4-0	0-0-0	Lost 2

North Division

Team	W	L	T	Pct	PF	PA	Home	Away	Conf	Div	Streak
Pittsburgh Steelers	3	2	1	.583	171	154	1-2-0	2-0-1	1-2-1	1-1-1	Won 2
Cincinnati Bengals	4	3	0	.571	184	203	2-1-0	2-2-0	3-2-0	1-1-0	Lost 2
Baltimore Ravens	4	3	0	.571	176	101	2-1-0	2-2-0	4-2-0	1-2-0	Lost 1
Cleveland Browns	2	4	1	.357	151	177	2-1-1	0-3-0	2-2-1	1-0-1	Lost 2

South Division

Team	W	L	T	Pct	PF	PA	Home	Away	Conf	Div	Streak
Houston Texans	4	3	0	.571	155	144	2-1-0	2-2-0	3-2-0	2-1-0	Won 4
Tennessee Titans	3	4	0	.429	106	127	2-1-0	1-3-0	2-4-0	2-0-0	Lost 3
Jacksonville Jaguars	3	4	0	.429	116	146	2-2-0	1-2-0	2-3-0	0-2-0	Lost 3
Indianapolis Colts	2	5	0	.286	189	185	1-2-0	1-3-0	1-4-0	0-1-0	Won 1

West Division

Team	W	L	T	Pct	PF	PA	Home	Away	Conf	Div	Streak
Kansas City Chiefs	6	1	0	.857	260	182	3-0-0	3-1-0	5-1-0	2-0-0	Won 1
Los Angeles Chargers	5	2	0	.714	195	163	3-1-0	2-1-0	4-1-0	1-1-0	Won 4
Denver Broncos	3	4	0	.429	165	164	2-2-0	1-2-0	1-3-0	1-1-0	Won 1
Oakland Raiders	1	5	0	.167	110	176	1-2-0	0-3-0	1-3-0	0-2-0	Lost 2

NATIONAL FOOTBALL CONFERENCE

East Division

Team	W	L	T	Pct	PF	PA	Home	Away	Conf	Div	Streak
Washington Redskins	4	2	0	.667	126	121	3-1-0	1-1-0	4-1-0	1-0-0	Won 2
Philadelphia Eagles	3	4	0	.429	154	138	2-2-0	1-2-0	2-3-0	1-0-0	Lost 1
Dallas Cowboys	3	4	0	.429	140	123	3-0-0	0-4-0	2-3-0	1-1-0	Lost 1
New York Giants	1	5	0	.167	117	162	0-3-0	1-2-0	0-4-0	0-2-0	Lost 3

North Division

Team	W	L	T	Pct	PF	PA	Home	Away	Conf	Div	Streak
Minnesota Vikings	4	2	1	.643	177	165	2-1-0	2-1-1	3-1-1	0-0-1	Won 3
Green Bay Packers	3	2	1	.583	148	144	3-0-1	0-2-0	2-2-1	1-1-1	Won 1
Detroit Lions	3	3	0	.500	157	158	2-1-0	1-2-0	1-2-0	1-0-0	Won 2
Chicago Bears	3	3	0	.500	170	134	2-1-0	1-2-0	3-1-0	0-1-0	Lost 2

South Division

Team	W	L	T	Pct	PF	PA	Home	Away	Conf	Div	Streak
New Orleans Saints	5	1	0	.833	204	163	2-1-0	3-0-0	3-1-0	1-1-0	Won 5
Carolina Panthers	4	2	0	.667	142	131	3-0-0	1-2-0	3-2-0	0-1-0	Won 1
Tampa Bay Buccaneers	3	3	0	.500	167	196	2-1-0	1-2-0	2-2-0	1-1-0	Won 1
Atlanta Falcons	2	4	0	.333	167	192	2-2-0	0-2-0	2-2-0	2-1-0	Won 1

West Division

Team	W	L	T	Pct	PF	PA	Home	Away	Conf	Div	Streak
Los Angeles Rams	7	0	0	1.000	235	128	3-0-0	4-0-0	4-0-0	3-0-0	Won 7
Seattle Seahawks	3	3	0	.500	143	117	1-1-0	2-2-0	2-2-0	1-1-0	Won 1
Arizona Cardinals	1	6	0	.143	92	184	0-4-0	1-2-0	1-5-0	1-2-0	Lost 2
San Francisco 49ers	1	6	0	.143	158	218	1-2-0	0-4-0	1-4-0	0-2-0	Lost 5

x - Clinched Playoffs; y - Clinched Division; z - Clinched Conference

NFL WEEK 7 RESULTS

THURSDAY, OCTOBER 18

Denver Broncos	45
Arizona Cardinals	10

SUNDAY, OCTOBER 21

Tennessee Titans	19
Los Angeles Chargers	20

New England Patriots	38
Chicago Bears	31

Buffalo Bills	5
Indianapolis Colts	37

Detroit Lions	32
Miami Dolphins	21

Minnesota Vikings	37
New York Jets	17

Carolina Panthers	21
Philadelphia Eagles	17

Cleveland Browns	23
Tampa Bay Buccaneers	26

Houston Texans	20
Jacksonville Jaguars	7

New Orleans Saints	24
Baltimore Ravens	23

Los Angeles Rams	39
San Francisco 49ers	10

Dallas Cowboys	17
Washington Redskins	20

Cincinnati Bengals	10
Kansas City Chiefs	45

MONDAY, OCTOBER 22

New York Giants	7:15 p.m. CT
Atlanta Falcons	ESPN

BYE WEEK

Green Bay Packers, Oakland Raiders
Pittsburgh Steelers, Seattle Seahawks



UPCOMING 2018-19 NFL IMPORTANT DATES

OCTOBER

- Mid-Oct. Beginning on the sixth calendar day prior to a club's seventh regular season game (including any bye week) clubs are permitted to begin practicing players on Reserve/Physically Unable to Perform and Reserve/Non-Football Injury or Illness for a period not to exceed 21 days. Players may be activated during the 21-day practice period, or prior to 4:00 p.m., New York time, on the day after the conclusion of the 21-day period, provided that no player may be activated to participate in a Week 6 game.
- Mid-Oct. At any time after six weeks have elapsed since a player was placed on Reserve/Injured or Reserve/Non-Football Injury/Illness, each club is permitted to designate two players for return from either list to the club's 53-player Active/Inactive List.
- Mid-Oct. A player who is "Designated For Return" must have suffered a major football-related injury or non-football-related injury or illness after reporting to training camp and passing his preseason physical examination and must have been placed on the applicable Reserve List after 4:00 p.m., New York time, on the day after the final roster reduction.
- Mid-Oct. A player whom the club wishes to designate for return is permitted to return to practice for a period not to exceed 21 days. The club is required to notify the League office that the player has been "Designated For Return" on the first day the player begins to practice. The player cannot be returned to the Active/Inactive List until eight weeks have elapsed since the date he was placed on Reserve.
- 16-17 Fall League Meeting, New York, New York.
- 21 NFL London Series, Tennessee Titans vs. Los Angeles Chargers, Wembley Stadium.
- 28 NFL London Series, Philadelphia Eagles vs. Jacksonville Jaguars, Wembley Stadium.
- 30 All trading ends for 2018 at 4:00 p.m., New York time.
- 31 Players with at least four previous pension-credited seasons are subject to the waiver system for the remainder of the regular season and postseason.

NOVEMBER

- 13 At 4:00 p.m., New York time, signing period ends for Franchise Players who are eligible to receive offer sheets.
- 13 Prior to 4:00 p.m., New York time, deadline for clubs to sign their unsigned Franchise and Transition Players, including Franchise Players who were eligible to receive offer sheets until this date. If still unsigned after this date, such players are prohibited from playing in the NFL in 2018.
- 13 Prior to 4:00 p.m., New York time, deadline for clubs to sign their unrestricted free agents to whom the "May 8 Tender" was made. If still unsigned after this date, such players are prohibited from playing in the NFL in 2018.
- 13 Prior to 4:00 p.m., New York time, deadline for clubs to sign their restricted free agents, including those to whom the "June 1 Tender" was made. If such players remain unsigned after this date, they are prohibited from playing in the NFL in 2018.
- 13 Prior to 4:00 p.m., New York time, deadline for clubs to sign their drafted rookies. If such players remain unsigned after this date, they are prohibited from playing in the NFL in 2018.
- 19 NFL Mexico Series, Kansas City Chiefs vs. Los Angeles Rams, Estadio Azteca.

DECEMBER

- 12 League Meeting, Irving, Texas.
- 30 Week 17.
- 31 Earliest permissible date for clubs to renegotiate or extend the rookie contract of a drafted rookie who was selected in any round of the 2016 NFL Draft. Any permissible renegotiated or extended player contract will not be considered a rookie contract, and will not be subject to the rules that limit rookie contracts.
- 31 Option exercise period begins for Fifth-Year Option for First-Round Selections from the 2016 NFL Draft. To exercise the option, the club must give written notice to the player on or after December 31, 2018, but prior to May 3, 2019.

JANUARY 2019

- 5-6 Wild Card Playoffs.
- 6 Assistant coaches under contract to playoff clubs that have byes in the Wild Card weekend may be interviewed for head coaching positions through the conclusion of the Wild Card games.
- 12-13 Divisional Playoffs.
- 13 Assistant coaches under contract to playoff clubs that won their Wild Card games may be interviewed for head coaching positions through the conclusion of Divisional Playoff games.
- 14 Deadline for college players that are underclassmen to apply for special eligibility. A list of players who are accepted into the NFL Draft will be sent to clubs on January 18.
- 19 East-West Shrine Game, Tropicana Field, St. Petersburg, Florida.
- 20 AFC and NFC Championship Games.
- 26 Senior Bowl, Ladd-Peebles Stadium, Mobile, Alabama.
- 27 NFL Pro Bowl, Camping World Stadium, Orlando, Florida.
- 27 An assistant coach, whose team is participating in the Super Bowl, who has previously interviewed for another club's head coaching job may have a second interview with such club no later than the Sunday preceding the Super Bowl.

FEBRUARY 2019

- 3 Super Bowl LIII, Mercedes-Benz Stadium, Atlanta, Georgia.
- 19 First day for clubs to designate Franchise or Transition Players.
- 26 Combine Timing and Testing, Lucas Oil Stadium, Indianapolis, Indiana.

MARCH 2019

- 5 Prior to 4:00 p.m., New York time, deadline for clubs to designate Franchise or Transition Players.
- 11-13 During the period beginning at 12 noon, New York time, on March 11th and ending at 3:59:59 p.m., New York time, on March 13th, clubs are permitted to contact, and enter into contract negotiations with, the certified agents of players who will become unrestricted free agents upon the expiration of their 2018 player contracts at 4:00 p.m., New York time, on March 13. However, a contract cannot be executed with a new club until 4:00 p.m., New York time, on March 13.
- 11-13 During the above two-day negotiating period, a prospective unrestricted free agent who is not represented by an NFLPA Certified Contract Advisor is permitted to communicate directly with a new club's front office officials (excluding the head coach and other members of the club's coaching staff) regarding contract negotiations.
- 13 The 2019 League Year and Free Agency period begin at 4:00 p.m., New York time.
- 13 The first day of the 2019 League Year will end at 11:59:59 p.m., New York time, on March 13. Clubs will receive a personnel notice that will include all transactions submitted to the League office during the period between 4:00 p.m., New York time, and 11:59:59 p.m., New York time, on March 13.
- 13 Trading period for 2019 begins at 4:00 p.m., New York time, after expiration of all 2018 contracts.
- 24-27 Annual League Meeting, Phoenix, Arizona.

HOW THE TEXANS WERE BUILT

Year	NFL Draft (29)	Trades (0)	Free Agents (42)
2010 6-10 3rd, AFC South	S Kareem Jackson (1)		LS Jon Weeks (CFA)
2011 10-6 AFC South Champions	DE J.J. Watt (1)		CB Johnathan Joseph (UFA-CIN)
2012 12-4 AFC South Champions	OLB Whitney Mercilus (1)		
2013 2-14 4th, AFC South	WR DeAndre Hopkins (1) TE Ryan Griffin (6d)		
2014 9-7 2nd, AFC South	DE/OLB Jadeveon Clowney (1) RB Alfred Blue (6b) S Andre Hal (7a)		
2015 9-7 AFC South Champions	CB Kevin Johnson (1) (IR) ILB Bernardrick McKinney (2) DE Christian Covington (6b)		NT Brandon Dunn (FA) T Kendall Lamm (CFA) C/G Greg Mancz (CFA) ILB Brian Peters (FA) G/T Chad Slade (CFA) (PS)
2016 9-7 AFC South Champions	WR Will Fuller V (1) C Nick Martin (2) RB Tyler Ervin (4) NT D.J. Reader (5b)		K Ka'imi Fairbairn (CFA) DE Joel Heath (CFA) RB Lamar Miller (UFA-MIA) OLB Brennan Scarlett (CFA)
2017 4-12 4th, AFC South	QB Deshaun Watson (1) ILB Zach Cunningham (2) RB D'Onta Foreman (3) (PUP) T Julién Davenport (4a) DE Carlos Watkins (4b) C/G Kyle Fuller (7) (PS)		DE Angelo Blackson (FA) ILB Dylan Cole (CFA) (IR) WR Bruce Ellington (FA) (IR)
2018	S Justin Reid (3a) T Martin Rankin (3b) TE Jordan Akins (3c) WR Keke Coutee (4) OLB Duke Ejirofor (6a) TE Jordan Thomas (6b) OLB Peter Kalambayi (6c) CB Jermaine Kelly Jr. (7) (IR)		TE Jerrell Adams (FA) (PS) ILB Tyrell Adams (FA) CB Johnson Bademosi (UFA-NE) OLB Davin Bellamy (CFA) (PS) CB Andre Chachere (CFA) (PS) WR Sammie Coates Jr. (W-CLE) CB Aaron Colvin (UFA-JAX) P Trevor Daniel (CFA) WR Malachi Dupre (FA) (PS) RB Josh Ferguson (FA) (PS) C/G Zach Fulton (UFA-KC) WR Cyril Grayson (FA) (PS) T Seantrel Henderson (UFA-BUF) (IR) RB Buddy Howell (W-MIA) S Natrell Jamerson (W-NO) T Roderick Johnson (W-CLE) (PS) G Senio Kelemete (UFA-NO) S Tyrann Mathieu (FA) S A.J. Moore (W-NE) T David Sharpe (FA) WR Vyncint Smith (CFA) S Mike Tyson (FA) WR Jester Weah (CFA) (PS;I) QB Joe Webb III (UFA-BUF) CB Kayvon Webster (FA) (IR) QB Brandon Weeden (UFA-TEN) WR Isaac Whitney (FA) (PS) CB Shareece Wright (FA)

2018 TEXANS TRANSACTIONS



JANUARY

- 1 Signed G **Erik Austell**, TE **Zach Conque**, ILB **Kennan Gilchrist**, NT **Marcus Hardison**, CB **Bryce Jones**, RB **Troyaine Pope**, TE **Jevoni Robinson**, T **Jake Rodgers**, CB **Josh Thornton** and CB **Dee Virgin** to reserve/future contracts.
- 30 Signed NT **Darius Kilgo** to a reserve/future contract.

FEBRUARY

- 5 Claimed WR **Montay Crockett** off waivers from the Jacksonville Jaguars.
- 14 Waived G **Erik Austell**.
- 20 Released ILB **Brian Cushing**.

MARCH

- 7 Signed OLB **Ufomba Kamalu** and S **Corey Moore** to contract extensions.
- 8 Signed P **Shane Lechler** to a contract extension.
- 15 Placed TE **C.J. Fiedorowicz** on the Reserve/Retired list.
- 15 Re-signed DE **Angelo Blackson**, WR **Bruce Ellington**, CB **Johnathan Joseph**, and ILB **Brian Peters**.
- 15 Extended a qualifying offer to restricted free agent C/G **Greg Mancz**.
- 15 Signed unrestricted free agents CB **Aaron Colvin**, C/G **Zach Fulton**, T **Seantrel Henderson** and G **Senio Kelemete**.
- 16 Signed unrestricted free agent CB **Johnson Bademosi**.
- 19 Claimed WR **Sammie Coates Jr.** off waivers from the Cleveland Browns.
- 19 Signed free agent S **Tyrann Mathieu**.
- 20 Signed free agent ILB **Josh Keyes**.
- 21 Released NT **Chunky Clements** and WR **Cobi Hamilton**.
- 26 Re-signed ILB **Ben Heeney**.
- 26 Released WR **Deanté Gray**.
- 29 Signed unrestricted free agent QB **Brandon Weeden**.

APRIL

- 5 Signed unrestricted free agent QB **Joe Webb III**.
- 12 Released T **Derek Newton**.
- 13 Released QB **Taylor Heinicke**.
- 13 Claimed TE **Matt Lengel** off waivers from the Cleveland Browns.
- 16 C/G **Greg Mancz** signed his qualifying offer.
- 28 Drafted S **Justin Reid**, T **Martinas Rankin** and TE **Jordan Akins** in the third round of the 2018 NFL Draft.
- 29 Drafted WR **Keke Coutee** (fourth round), OLB **Duke Ejirofor** (sixth round), TE **Jordan Thomas** (sixth round), OLB **Peter Kalambayi** (sixth round) and CB **Jermaine Kelly Jr.** (seventh round) in the 2018 NFL Draft.
- 30 Released TE **Zach Conque**, CB **Bryce Jones**, TE **Ryan Malleck** and OLB **Gimel President**.
- 30 Re-signed RB **Alfred Blue**.

MAY

- 1 Released T **Jake Rodgers**.
- 11 Signed TE **Jordan Akins**, WR **Keke Coutee**, OLB **Duke Ejirofor**, OLB **Peter Kalambayi**, CB **Jermaine Kelly Jr.**, S **Justin Reid** and TE **Jordan Thomas**.
- 11 Signed OLB **Davin Bellamy**, CB **Andre Chachere**, RB **Lavon Coleman**, C/G **Anthony Coyle**, P **Trevor Daniel**, G **Mason Gentry**, T **Jaryd Jones-Smith**, G **K.J. Malone**, NT **Kingsley Opara**, WR **Vyncint Smith**, RB **Terry Swanson**, WR **Jester Weah** and DE **Jalen Wilkerson**.
- 11 Placed G **Jeff Allen** and DE **Matthew Godin** on the Reserve/Physically Unable to Perform list.
- 14 Claimed QB **Stephen Morris** off waivers from the Seattle Seahawks.
- 14 Signed T **Kendall Calhoun** and DE **Nick Thurman**.
- 14 Waived WR **Montay Crockett** and DE **Jalen Wilkerson**.
- 14 Placed G **K.J. Malone** on the Reserve/Retired list.
- 22 Waived DE **Matthew Godin** from the Reserve/Physically Unable to Perform list.

JUNE

- 14 Signed T **Martinas Rankin**.
- 14 Signed ILB **Benardrick McKinney** to a contract extension.
- 20 Claimed T **Roderick Johnson** off waivers from the Cleveland Browns.
- 20 Waived T **Kendall Calhoun**.

JULY

- 13 Released G **Jeff Allen** from the Reserve/Physically Unable to Perform list with an injury settlement.
- 25 Placed S **Andre Hal** on the Active/Non-Football Illness list.
- 25 Placed RB **D'Onta Foreman**, CB **Jermaine Kelly Jr.**, T **Martinas Rankin** and TE **Jevoni Robinson** on the Active/Physically Unable to Perform list.
- 31 CB **Jermaine Kelly Jr.** passed his physical and was moved from the Active/Physically Unable to Perform list to the active roster.

AUGUST

- 13 Signed free agent WR **Quan Bray**.
- 13 Waived WR **DeAndrew White**.
- 14 TE **Jevoni Robinson** passed his physical and was moved to the active roster from the Active/Physically Unable to Perform list.
- 16 Signed free agent K **Nick Rose**.
- 16 Waived QB **Stephen Morris**.
- 20 T **Martinas Rankin** passed his physical and was moved to the active roster from the Active/Physically Unable to Perform list.
- 21 Signed free agent CB **Bryce Jones**.
- 21 Waived-injured CB **Josh Thornton**.
- 22 CB **Josh Thornton** reverted to the Reserve/Injured list.
- 27 Signed free agent CB **Kayvon Webster**.
- 27 Waived NT **Marcus Hardison**.
- 28 Waived WR **Chris Thompson**.
- 29 Waived-injured ILB **Ben Heeney**.
- 30 Signed C/G **Greg Mancz** to a contract extension.
- 30 ILB **Ben Heeney** reverted to the Reserve/Injured list.

2018 TEXANS TRANSACTIONS

SEPTEMBER

- 1 Released P **Shane Lechler**, FB **Jay Prosch** and QB **Joe Webb III**.
- 1 Waived OLB **Davin Bellamy**, WR **Quan Bray**, S **Ibraheim Campbell**, CB **Andre Chachere**, RB **Lavon Coleman**, C/G **Anthony Coyle**, S **Treston Decoud**, C/G **Kyle Fuller**, G **Mason Gentry**, ILB **Kennan Gilchrist**, T **Roderick Johnson**, CB **Bryce Jones**, T **Jaryd-Jones Smith**, OLB **Ufomba Kamalu**, ILB **Josh Keyes**, NT **Darius Kilgo**, TE **Matt Lengel**, WR **Braxton Miller**, S **Corey Moore**, NT **Kingsley Opara**, G **David Quessenberry**, K **Nick Rose**, G/T **Chad Slade**, RB **Terry Swanson**, DE **Nick Thurman**, CB **Dee Virgin** and WR **Jester Weah**.
- 1 Waived-injured TE **Jevoni Robinson**.
- 1 Waived TE **Stephen Anderson** and OLB **LaTroy Lewis** with an injury settlement.
- 1 Placed RB **D'Onta Foreman** on the Reserve/Physically Unable to Perform list.
- 1 Placed S **Andre Hal** on the Reserve/Non-Football Illness list.
- 1 Waived CB **Josh Thornton** from the Reserve/Injured list with an injury settlement.
- 2 Claimed RB **Buddy Howell** off waivers from the Miami Dolphins.
- 2 Claimed CB **Natrell Jamerson** off waivers from the New Orleans Saints.
- 2 Claimed S **A.J. Moore** off waivers from the New England Patriots.
- 2 Signed OLB **Davin Bellamy**, CB **Andre Chachere**, C/G **Kyle Fuller**, T **Roderick Johnson**, NT **Darius Kilgo**, TE **Matt Lengel**, G/T **Chad Slade** and WR **Jester Weah** to the practice squad.
- 2 Waived S **Kurtis Drummond**, RB **Troymaine Pope** and TE **MyCole Pruitt** from the active roster.
- 2 TE **Jevoni Robinson** reverted to the Reserve/Injured list.
- 3 Signed free agent QB **Joe Webb III** to the active roster.
- 3 Placed CB **Jermaine Kelly Jr.** on the Reserve/Injured list.
- 3 Signed S **Mike Tyson** to the practice squad.
- 4 Signed TE **MyCole Pruitt** to the practice squad.
- 8 Waived ILB **Ben Heeney** from the Reserve/Injured list with an injury settlement.
- 12 Signed free agent CB **Shareece Wright** to the active roster.
- 12 Signed T **Roderick Johnson** to the active roster from the practice squad.
- 12 Placed T **Seantrel Henderson** and CB **Kevin Johnson** on the Reserve/Injured list.
- 12 Signed CB **Breon Borders**, WR **Malachi Dupre** and T **David Sharpe** to the practice squad.
- 12 Released NT **Darius Kilgo** off of the practice squad.
- 12 Waived TE **Jevoni Robinson** from the Reserve/Injured list with an injury settlement.
- 18 Signed WR **Isaac Whitney** to the practice squad.
- 18 Released WR **Malachi Dupre** off of the practice squad.
- 25 Signed OLB **Daeshon Hall** to the active roster from the San Francisco 49ers practice squad.
- 25 Signed T **David Sharpe** to the active roster from the practice squad.
- 25 Signed WR **Malachi Dupre** to the practice squad.
- 25 Placed ILB **Dylan Cole** and WR **Bruce Ellington** on the Reserve/Injured list.



OCTOBER

- 2 Signed ILB **Tyrell Adams** and WR **Cyril Grayson Jr.** to the practice squad.
- 2 Placed WR **Jester Weah** on the Practice Squad/Injured list.
- 2 Released CB **Breon Borders** from the practice squad.
- 4 Waived T **Roderick Johnson** from the active roster.
- 6 Signed ILB **Tyrell Adams** to the active roster from the practice squad.
- 6 Signed T **Roderick Johnson** to the practice squad.
- 9 Signed S **Mike Tyson** to the active roster from the practice squad.
- 9 Signed CB **Robert Jackson** to the practice squad.
- 9 Placed CB **Kayvon Webster** on the Reserve/Injured list.
- 10 Signed TE **Jerell Adams** to the practice squad.
- 17 Signed RB **Josh Ferguson** to the practice squad.
- 17 Released CB **Robert Jackson** from the practice squad.
- 20 Activated S **Andre Hal** off the Reserve/Non-Football Illness list.
- 20 Waived OLB **Daeshon Hall**.

TEXANS ALPHA ROSTER

NO.	NAME	POS	HT	WT	AGE	NFL EXP	COLLEGE	HOMETOWN	HOW ACQUIRED
50	Adams, Tyrell	ILB	6-2	230	26	3	West Georgia	Atlanta, Ga.	FA-'18
88	Akins, Jordan	TE	6-4	243	26	R	Central Florida	Locust Grove, Ga.	D3c-'18
23	Bademosi, Johnson	CB	6-0	219	28	7	Stanford	Silver Spring, Md.	UFA-'18 (NE)
97	Blackson, Angelo	DE	6-4	319	25	4	Auburn	Bear, Del.	FA-'17
28	Blue, Alfred	RB	6-2	229	27	5	LSU	Boutte, La.	D6b-'14
90	Clowney, Jadeveon	DE/OLB	6-5	255	25	5	South Carolina	Rock Hill, S.C.	D1-'14
18	Coates Jr., Sammie	WR	6-1	213	25	4	Auburn	Leroy, Ala.	W-'18 (CLE)
22	Colvin, Aaron	CB	6-0	191	27	5	Oklahoma	Tulsa, Okla.	UFA-'18 (JAX)
16	Coutee, Keke	WR	5-11	187	21	R	Texas Tech	Lufkin, Texas	D4-'18
95	Covington, Christian	DE	6-2	310	24	4	Rice	Vancouver, B.C., Canada	D6b-'15
41	Cunningham, Zach	ILB	6-3	238	23	2	Vanderbilt	Pinson, Ala.	D2-'17
8	Daniel, Trevor	P	6-1	231	23	R	Tennessee	Dickson, Tenn.	CFA-'18
70	Davenport, Juliën	T	6-7	325	23	2	Bucknell	Paulsboro, N.J.	D4a-'17
92	Dunn, Brandon	NT	6-2	310	26	3	Louisville	Louisville, Ky.	FA-'15
53	Ejiofor, Duke	OLB	6-4	255	23	R	Wake Forest	Houston, Texas	D6a-'18
21	Ervin, Tyler	RB	5-10	182	25	3	San Jose State	San Bernardino, Calif.	D4-'16
7	Fairbairn, Ka'imi	K	6-0	183	24	3	UCLA	Kailua, Hawaii	CFA-'16
15	Fuller V, Will	WR	6-0	184	24	3	Notre Dame	Philadelphia, Pa.	D1-'16
73	Fulton, Zach	C/G	6-5	321	27	5	Tennessee	Homewood, Ill.	UFA-'18 (KC)
84	Griffin, Ryan	TE	6-6	264	28	6	Connecticut	Londonderry, N.H.	D6d-'13
29	Hal, Andre	S	5-10	184	26	5	Vanderbilt	Port Allen, La.	D7a-'14
93	Heath, Joel	DE	6-6	302	25	3	Michigan State	Cincinnati, Ohio	CFA-'16
10	Hopkins, DeAndre	WR	6-1	212	26	6	Clemson	Central, S.C.	D1-'13
38	Howell, Buddy	RB	6-1	218	22	R	Florida Atlantic	Coconut Grove, Fla.	W-'18 (MIA)
25	Jackson, Kareem	S	5-10	183	30	9	Alabama	Macon, Ga.	D1-'10
31	Jamerson, Natrell	S	6-0	200	22	R	Wisconsin	Ocala, Fla.	W-'18 (NO)
24	Joseph, Johnathan	CB	5-11	186	34	13	South Carolina	Rock Hill, S.C.	UFA-'11 (CIN)
58	Kalambayi, Peter	OLB	6-3	254	23	R	Stanford	Matthews, N.C.	D6c-'18
64	Kelemete, Senio	G	6-3	301	28	6	Washington	Seattle, Wash.	UFA-'18 (NO)
74	Lamm, Kendall	T	6-6	299	26	4	Appalachian State	Charlotte, N.C.	CFA-'15
65	Mancz, Greg	C/G	6-4	302	26	4	Toledo	Cincinnati, Ohio	CFA-'15
66	Martin, Nick	C	6-4	295	25	3	Notre Dame	Indianapolis, Ind.	D2-'16
32	Mathieu, Tyrann	S	5-9	190	26	6	LSU	New Orleans, La.	FA-'18
55	McKinney, Benardrick	ILB	6-4	257	25	4	Mississippi State	Tunica, Miss.	D2-'15
59	Mercilus, Whitney	OLB	6-4	258	28	7	Illinois	Akron, Ohio	D1-'12
26	Miller, Lamar	RB	5-10	221	27	7	Miami (Fla.)	Miami, Fla.	UFA-'16 (MIA)
33	Moore, A.J.	S	5-11	200	22	R	Mississippi	Bassfield, Miss.	W-'18 (NE)
52	Peters, Brian	ILB	6-4	237	29	4	Northwestern	Pickerington, Ohio	FA-'15
75	Rankin, Martin	T	6-5	311	23	R	Mississippi State	Mendenhall, Miss.	D3b-'18
98	Reader, D.J.	NT	6-3	347	24	3	Clemson	Greensboro, N.C.	D5b-'16
20	Reid, Justin	S	6-1	203	21	R	Stanford	Prairieville, La.	D3a-'18
57	Scarlett, Brennan	OLB	6-4	263	25	3	Stanford	Portland, Ore.	CFA-'16
71	Sharpe, David	T	6-6	343	22	2	Florida	Jacksonville, Fla.	FA-'18
17	Smith, Vyncint	WR	6-3	202	22	R	Limestone	Columbia, S.C.	CFA-'18
83	Thomas, Jordan	TE	6-5	277	22	R	Mississippi State	Sumrall, Miss.	D6b-'18
34	Tyson, Mike	S	6-2	200	25	1	Cincinnati	Norfolk, Va.	FA-'18
91	Watkins, Carlos	DE	6-3	297	24	2	Clemson	Mooresboro, N.C.	D4b-'17
4	Watson, Deshaun	QB	6-2	215	23	2	Clemson	Gainesville, Ga.	D1-'17
99	Watt, J.J.	DE	6-5	288	29	8	Wisconsin	Pewaukee, Wis.	D1-'11
5	Webb III, Joe	QB	6-4	231	31	9	Alabama-Birmingham	Birmingham, Ala.	UFA-'18 (BUF)
3	Weeden, Brandon	QB	6-3	227	34	7	Oklahoma State	Oklahoma City, Okla.	UFA-'18 (TEN)
46	Weeks, Jon	LS	5-10	242	32	9	Baylor	Bethpage, N.Y.	FA-'10
43	Wright, Shareece	CB	5-11	184	31	8	Southern California	Colton, Calif.	FA-'18

Practice Squad (10)

89	Adams, Jerell	TE	6-5	254	25	3	South Carolina	Pinewood, S.C.	FA-'18
48	Bellamy, Davin	OLB	6-5	259	23	R	Georgia	Chamblee, Ga.	CFA-'18
37	Chachere, Andre	CB	6-0	196	22	R	San Jose State	Fresno, Calif.	CFA-'18
13	Dupre, Malachi	WR	6-2	196	22	1	LSU	New Orleans, La.	FA-'18
39	Ferguson, Josh	RB	5-10	205	25	3	Illinois	Naperville, Ill.	FA-'18
61	Fuller, Kyle	C/G	6-5	320	24	2	Baylor	Wylie, Texas	D7-'17
11	Grayson Jr., Cyril	WR	5-9	185	24	1	LSU	Kenner, La.	FA-'18
63	Johnson, Roderick	T	6-6	306	22	2	Florida State	Florissant, Mo.	W-'18 (CLE)
62	Slade, Chad	G/T	6-5	321	26	2	Auburn	Moody, Ala.	CFA-'15
19	Whitney, Isaac	WR	6-2	204	24	1	Southern California	Moore, Okla.	FA-'18

Practice Squad/Injured (1)

86	Weah, Jester	WR	6-3	209	23	R	Pittsburgh	Madison, Wis.	CFA-'18
----	--------------	----	-----	-----	----	---	------------	---------------	---------

Reserve/Injured (6)

51	Cole, Dylan	ILB	6-0	237	24	2	Missouri State	Springfield, Mo.	CFA-'17
12	Ellington, Bruce	WR	5-9	195	27	5	South Carolina	Moncks Corner, S.C.	FA-'17
76	Henderson, Seantrel	T	6-7	351	26	5	Miami (Fla.)	St. Paul, Minn.	UFA-'18 (BUF)
30	Johnson, Kevin	CB	6-0	182	26	4	Wake Forest	Clarksville, Md.	D1-'15
35	Kelly Jr., Jermaine	CB	6-1	204	23	R	San Jose State	Los Angeles, Calif.	D7-'18
36	Webster, Kayvon	CB	5-11	193	27	6	South Florida	Opa-Locka, Fla.	FA-'18

Reserve/Physically Unable to Perform (1)

27	Foreman, D'Onta	RB	6-1	236	22	2	Texas	Texas City, Texas	D3-'17
----	-----------------	----	-----	-----	----	---	-------	-------------------	--------



COACHING ROSTER

COACH	POSITION
Bill O'Brien	Head Coach
Romeo Crennel	Assistant Head Coach / Defensive Coordinator
Brad Seely	Special Teams Coordinator
Danny Barrett	Running Backs
Mike Devlin	Offensive Line
Mike Eubanks	Assistant Strength & Conditioning
Jason George	Assistant Strength & Conditioning
Tim Kelly	Tight Ends
Bobby King	Inside Linebackers
Will Lawing	Offensive Asst. / Offensive Line
D'Anton Lynn	Assistant Secondary
Anthony Midget	Secondary
Matt O'Donnell	Defensive Quality Control
John Pagano	Senior Defensive Assistant / Outside Linebackers
John Perry	Wide Receivers
Luke Richesson	Sr. Director of Sports Performance
Sean Ryan	Quarterbacks
Tracy Smith	Assistant Special Teams
Billy Voltaire	Assistant Strength & Conditioning / Performance Therapist
Anthony Weaver	Defensive Line
Wes Welker	Offensive / Special Teams Asst.

PRONUNCIATION GUIDE

PLAYER	
Jordan Akins	A-kins
Johnson Bademosi	bad-uh-MOE-see
Jadeveon Clowney	juh-DEV-ee-on
Keke Coutee	Q-T
Juliën Davenport	jew-lee-OWN
Duke Ejiofor	EDGE-eh-for
Ka'imi Fairbairn	kuh-EE-me FAIR-bairn
D'Onta Foreman	dee-ON-tay
Cyril Grayson Jr.	SEE-rul
DeAndre Hopkins	dee-ANDRE
Natrell Jamerson	nuh-TRELL JAY-mer-sin
Peter Kalambayi	cal-am-BYE-ee
Senio Kelemete	seh-NEEL kel-uh-MET-tay
D'Anton Lynn	DAN-tin
Tyrann Mathieu	TY-run MATH-you
Whitney Mercilus	MER-sih-lus
Martin Rankin	Mar-TEE-nus
Vyncint Smith	Vincent

PARTICIPATION KEY

GP	Games Played
GS	Games Started
DNP	Did Not Play
IA	Inactive

TEXANS NUMERIC ROSTER



NO.	NAME	POS	HT	WT	AGE	NFL EXP	COLLEGE	HOMETOWN	HOW ACQUIRED
3	Brandon Weeden	QB	6-3	227	34	7	Oklahoma State	Oklahoma City, Okla.	UFA-'18 (TEN)
4	Deshawn Watson	QB	6-2	215	23	2	Clemson	Gainesville, Ga.	D1-'17
5	Joe Webb III	QB	6-4	231	31	9	Alabama-Birmingham	Birmingham, Ala.	UFA-'18 (BUF)
7	Ka'imi Fairbairn	K	6-0	183	24	3	UCLA	Kailua, Hawaii	CFA-'16
8	Trevor Daniel	P	6-1	231	23	R	Tennessee	Dickson, Tenn.	CFA-'18
10	DeAndre Hopkins	WR	6-1	212	26	6	Clemson	Central, S.C.	D1-'13
15	Will Fuller V	WR	6-0	184	24	3	Notre Dame	Philadelphia, Pa.	D1-'16
16	Keke Coutee	WR	5-11	187	21	R	Texas Tech	Lufkin, Texas	D4-'18
17	Vyncint Smith	WR	6-3	202	22	R	Limestone	Columbia, S.C.	CFA-'18
18	Sammie Coates Jr.	WR	6-1	213	25	4	Auburn	Leroy, Ala.	W-'18 (CLE)
20	Justin Reid	S	6-1	203	21	R	Stanford	Prairieville, La.	D3a-'18
21	Tyler Ervin	RB	5-10	182	25	3	San Jose State	San Bernardino, Calif.	D4-'16
22	Aaron Colvin	CB	6-0	191	27	5	Oklahoma	Tulsa, Okla.	UFA-'18 (JAX)
23	Johnson Bademosi	CB	6-0	219	28	7	Stanford	Silver Spring, Md.	UFA-'18 (NE)
24	Johnathan Joseph	CB	5-11	186	34	13	South Carolina	Rock Hill, S.C.	UFA-'11 (CIN)
25	Kareem Jackson	S	5-10	183	30	9	Alabama	Macon, Ga.	D1-'10
26	Lamar Miller	RB	5-10	221	27	7	Miami (Fla.)	Miami, Fla.	UFA-'16 (MIA)
28	Alfred Blue	RB	6-2	229	27	5	LSU	Boutte, La.	D6b-'14
29	Andre Hal	S	5-10	184	26	5	Vanderbilt	Port Allen, La.	D7a-'14
31	Natrell Jamerson	S	6-0	200	22	R	Wisconsin	Ocala, Fla.	W-'18 (NO)
32	Tyrann Mathieu	S	5-9	190	26	6	LSU	New Orleans, La.	FA-'18
33	A.J. Moore	S	5-11	200	22	R	Mississippi	Bassfield, Miss.	W-'18 (NE)
34	Mike Tyson	S	6-2	200	25	1	Cincinnati	Norfolk, Va.	FA-'18
38	Buddy Howell	RB	6-1	218	22	R	Florida Atlantic	Coconut Grove, Fla.	W-'18 (MIA)
41	Zach Cunningham	ILB	6-3	238	23	2	Vanderbilt	Pinson, Ala.	D2-'17
43	Shareece Wright	CB	5-11	184	31	8	Southern California	Colton, Calif.	FA-'18
46	Jon Weeks	LS	5-10	242	32	9	Baylor	Bethpage, N.Y.	FA-'10
50	Tyrell Adams	ILB	6-2	230	26	3	West Georgia	Atlanta, Ga.	FA-'18
52	Brian Peters	ILB	6-4	237	29	4	Northwestern	Pickerington, Ohio	FA-'15
53	Duke Ejirofor	OLB	6-4	255	23	R	Wake Forest	Houston, Texas	D6a-'18
55	Benardrick McKinney	ILB	6-4	257	25	4	Mississippi State	Tunica, Miss.	D2-'15
57	Brennan Scarlett	OLB	6-4	263	25	3	Stanford	Portland, Ore.	CFA-'16
58	Peter Kalambayi	OLB	6-3	254	23	R	Stanford	Matthews, N.C.	D6c-'18
59	Whitney Mercilus	OLB	6-4	258	28	7	Illinois	Akron, Ohio	D1-'12
64	Senio Kelemete	G	6-3	301	28	6	Washington	Seattle, Wash.	UFA-'18 (NO)
65	Greg Mancz	C/G	6-4	302	26	4	Toledo	Cincinnati, Ohio	CFA-'15
66	Nick Martin	C	6-4	295	25	3	Notre Dame	Indianapolis, Ind.	D2-'16
70	Juliën Davenport	T	6-7	325	23	2	Bucknell	Paulsboro, N.J.	D4a-'17
71	David Sharpe	T	6-6	343	22	2	Florida	Jacksonville, Fla.	FA-'18
73	Zach Fulton	C/G	6-5	321	27	5	Tennessee	Homewood, Ill.	UFA-'18 (KC)
74	Kendall Lamm	T	6-6	299	26	4	Appalachian State	Charlotte, N.C.	CFA-'15
75	Martinas Rankin	T	6-5	311	23	R	Mississippi State	Mendenhall, Miss.	D3b-'18
83	Jordan Thomas	TE	6-5	277	22	R	Mississippi State	Sumrall, Miss.	D6b-'18
84	Ryan Griffin	TE	6-6	264	28	6	Connecticut	Londonderry, N.H.	D6d-'13
88	Jordan Akins	TE	6-4	243	26	R	Central Florida	Locust Grove, Ga.	D3c-'18
90	Jadeveon Clowney	DE/OLB	6-5	255	25	5	South Carolina	Rock Hill, S.C.	D1-'14
91	Carlos Watkins	DE	6-3	297	24	2	Clemson	Mooresboro, N.C.	D4b-'17
92	Brandon Dunn	NT	6-2	310	26	3	Louisville	Louisville, Ky.	FA-'15
93	Joel Heath	DE	6-6	302	25	3	Michigan State	Cincinnati, Ohio	CFA-'16
95	Christian Covington	DE	6-2	310	24	4	Rice	Vancouver, BC, Canada	D6b-'15
97	Angelo Blackson	DE	6-4	319	25	4	Auburn	Bear, Del.	FA-'17
98	D.J. Reader	NT	6-3	347	24	3	Clemson	Greensboro, N.C.	D5b-'16
99	J.J. Watt	DE	6-5	288	29	8	Wisconsin	Pewaukee, Wis.	D1-'11

Practice Squad (10)

11	Cyril Grayson Jr.	WR	5-9	185	24	1	LSU	Kenner, La.	FA-'18
13	Malachi Dupre	WR	6-2	196	22	1	LSU	New Orleans, La.	FA-'18
19	Isaac Whitney	WR	6-2	204	24	1	Southern California	Moore, Okla.	FA-'18
37	Andre Chachere	CB	6-0	196	22	R	San Jose State	Fresno, Calif.	CFA-'18
39	Josh Ferguson	RB	5-10	205	25	3	Illinois	Naperville, Ill.	FA-'18
48	Davin Bellamy	OLB	6-5	259	23	R	Georgia	Chamblee, Ga.	CFA-'18
61	Kyle Fuller	C/G	6-5	320	24	2	Baylor	Wylie, Texas	D7-'17
62	Chad Slade	G/T	6-5	321	26	2	Auburn	Moody, Ala.	CFA-'15
63	Roderick Johnson	T	6-6	306	22	2	Florida State	Florissant, Mo.	W-'18 (CLE)
89	Jerrell Adams	TE	6-5	254	25	3	South Carolina	Pinewood, S.C.	FA-'18

Practice Squad/Injured (1)

86	Jester Weah	WR	6-3	209	23	R	Pittsburgh	Madison, Wis.	CFA-'18
----	-------------	----	-----	-----	----	---	------------	---------------	---------

Reserve/Injured (6)

12	Bruce Ellington	WR	5-9	195	27	5	South Carolina	Moncks Corner, S.C.	FA-'17
30	Kevin Johnson	CB	6-0	182	26	4	Wake Forest	Clarksville, Md.	D1-'15
35	Jermaine Kelly Jr.	CB	6-1	204	23	R	San Jose State	Los Angeles, Calif.	D7-'18
36	Kayvon Webster	CB	5-11	193	27	6	South Florida	Opa-Locka, Fla.	FA-'18
51	Dylan Cole	ILB	6-0	237	24	2	Missouri State	Springfield, Mo.	CFA-'17
76	Seantrel Henderson	T	6-7	351	26	5	Miami (Fla.)	St. Paul, Minn.	UFA-'18 (BUF)

Reserve/Physically Unable to Perform (1)

27	D'Onta Foreman	RB	6-1	236	22	2	Texas	Texas City, Texas	D3-'17
----	----------------	----	-----	-----	----	---	-------	-------------------	--------

COACHING ROSTER

COACH	POSITION
Bill O'Brien	Head Coach
Romeo Crennel	Assistant Head Coach / Defensive Coordinator
Brad Seely	Special Teams Coordinator
Danny Barrett	Running Backs
Mike Devlin	Offensive Line
Mike Eubanks	Assistant Strength & Conditioning
Jason George	Assistant Strength & Conditioning
Tim Kelly	Tight Ends
Bobby King	Inside Linebackers
Will Lawing	Offensive Asst. / Offensive Line
D'Anton Lynn	Assistant Secondary
Anthony Midget	Secondary
Matt O'Donnell	Defensive Quality Control
John Pagano	Senior Defensive Assistant / Outside Linebackers
John Perry	Wide Receivers
Luke Richesson	Sr. Director of Sports Performance
Sean Ryan	Quarterbacks
Tracy Smith	Assistant Special Teams
Billy Voltaire	Assistant Strength & Conditioning / Performance Therapist
Anthony Weaver	Defensive Line
Wes Welker	Offensive / Special Teams Asst.

PRONUNCIATION GUIDE

PLAYER	
Jordan Akins	A-kins
Johnson Bademosi	bad-uh-MOE-see
Jadeveon Clowney	juh-DEV-ee-on
Keke Coutee	Q-T
Juliën Davenport	jew-lee-OWN
Duke Ejirofor	EDGE-eh-for
Ka'imi Fairbairn	kuh-EE-me FAIR-bairn
D'Onta Foreman	dee-ON-tay
Cyril Grayson Jr.	SEE-rul
DeAndre Hopkins	dee-ANDRE
Natrell Jamerson	nuh-TRELL JAY-mer-sin
Peter Kalambayi	cal-am-BYE-ee
Senio Kelemete	seh-NEEL kel-uh-MET-tay
D'Anton Lynn	DAN-tin
Tyrann Mathieu	TY-run MATH-you
Whitney Mercilus	MER-sih-lus
Martinas Rankin	Mar-TEE-nus
Vyncint Smith	Vincent

HOW ACQUIRED KEY

CFA	College Free Agent
D	Draft Pick
FA	Free Agent
T	Trade
UFA	Unrestricted Free Agent
W	Waivers
()	Previous Team
TO	Tryout

TEXANS ROSTER BY POSITION

QUARTERBACKS (3)									
NO. NAME	POS.	HT.	WT.	AGE	EXP.	COLLEGE	HOMETOWN	HOW ACQ.	
3 Weeden, Brandon	QB	6-3	227	35	7	Oklahoma State	Oklahoma City, Okla.	UFA-'18 (TEN)	
4 Watson, Deshaun	QB	6-2	215	23	2	Clemson	Gainesville, Ga.	D1-'17	
5 Webb III, Joe	QB	6-4	231	31	9	Alabama-Birmingham	Birmingham, Ala.	UFA-'18 (BUF)	
RUNNING BACKS (6)									
NO. NAME	POS.	HT.	WT.	AGE	EXP.	COLLEGE	HOMETOWN	HOW ACQ.	
21 Ervin, Tyler	RB	5-10	182	25	3	San Jose State	San Bernardino, Calif.	D4-'16	
26 Miller, Lamar	RB	5-10	221	27	7	Miami (Fla.)	Miami, Fla.	UFA-'16 (MIA)	
27 Foreman, D'Onta (R/PUP)	RB	6-1	236	22	2	Texas	Texas City, Texas	D3-'17	
28 Blue, Alfred	RB	6-2	229	27	5	LSU	Boutte, La.	D6b-'14	
38 Howell, Buddy	RB	6-1	218	22	R	Florida Atlantic	Coconut Grove, Fla.	W-'18 (MIA)	
39 Ferguson, Josh (PS)	RB	5-10	205	25	3	Illinois	Naperville, Ill.	FA-'18	
WIDE RECEIVERS (10)									
NO. NAME	POS.	HT.	WT.	AGE	EXP.	COLLEGE	HOMETOWN	HOW ACQ.	
10 Hopkins, DeAndre	WR	6-1	212	26	6	Clemson	Central, S.C.	D1-'13	
11 Grayson Jr., Cyril (PS)	WR	5-9	185	24	R	LSU	Kenner, La.	FA-'18	
12 Ellington, Bruce (IR)	WR	5-9	195	27	5	South Carolina	Moncks Corner, S.C.	FA-'17	
13 Dupre, Malachi (PS)	WR	6-2	196	23	1	LSU	River Ridge, La.	FA-'18	
15 Fuller V, Will	WR	6-0	184	24	3	Notre Dame	Philadelphia, Pa.	D1-'16	
16 Coutee, Keke	WR	5-11	187	21	R	Texas Tech	Lufkin, Texas	D4-'18	
17 Smith, Vyncint	WR	6-3	202	22	R	Limestone	Columbia, S.C.	CFA-'18	
18 Coates Jr., Sammie	WR	6-1	213	25	4	Auburn	Leroy, Ala.	W-'18 (CLE)	
19 Whitney, Isaac (PS)	WR	6-2	204	24	1	Southern California	Moore, Okla.	FA-'18	
86 Weah, Jester (PSI)	WR	6-3	209	23	R	Pittsburgh	Madison, Wis.	CFA-'18	
TIGHT ENDS (4)									
NO. NAME	POS.	HT.	WT.	AGE	EXP.	COLLEGE	HOMETOWN	HOW ACQ.	
83 Thomas, Jordan	TE	6-5	277	22	R	Mississippi State	Sumrall, Miss.	D6b-'18	
84 Griffin, Ryan	TE	6-6	264	28	6	Connecticut	Londonderry, N.H.	D6d-'13	
88 Akins, Jordan	TE	6-4	243	26	R	Central Florida	Locust Grove, Ga.	D3c-'18	
89 Adams, Jerrell (PS)	TE	6-5	254	25	3	South Carolina	Pinewood, S.C.	FA-'18	
OFFENSIVE LINE (12)									
NO. NAME	POS.	HT.	WT.	AGE	EXP.	COLLEGE	HOMETOWN	HOW ACQ.	
61 Fuller, Kyle (PS)	C	6-5	320	24	2	Baylor	Wylie, Texas	D7-'17	
62 Slade, Chad (PS)	G	6-5	321	26	2	Auburn	Moody, Ala.	CFA-'15	
63 Johnson, Roderick (PS)	T	6-6	306	22	2	Florida State	Florissant, Mo.	W-'18 (CLE)	
64 Kelemete, Senio	G	6-3	301	28	6	Washington	Seattle, Wash.	UFA-'18 (NO)	
65 Mancz, Greg	C	6-4	302	26	4	Toledo	Cincinnati, Ohio	CFA-'15	
66 Martin, Nick	C	6-4	295	25	3	Notre Dame	Indianapolis, Ind.	D2-'16	
70 Davenport, Julién	T	6-7	325	23	2	Bucknell	Paulsboro, N.J.	D4a-'17	
71 Sharpe, David	T	6-6	343	23	2	Florida	Jacksonville, Fla.	FA-'18	
73 Fulton, Zach	C	6-5	321	27	5	Tennessee	Homewood, Ill.	UFA-'18 (KC)	
74 Lamm, Kendall	T	6-6	299	26	4	Appalachian State	Charlotte, N.C.	CFA-'15	
75 Rankin, Martinas	T	6-5	311	24	R	Mississippi State	Mendenhall, Miss.	D3b-'18	
76 Henderson, Seantriel (IR)	T	6-7	351	26	5	Miami (Fla.)	St. Paul, Minn.	UFA-'18 (BUF)	
LINEBACKERS (10)									
NO. NAME	POS.	HT.	WT.	AGE	EXP.	COLLEGE	HOMETOWN	HOW ACQ.	
41 Cunningham, Zach	ILB	6-3	238	23	2	Vanderbilt	Pinson, Ala.	D2-'17	
48 Bellamy, Davin (PS)	OLB	6-5	259	23	R	Georgia	Chamblee, Ga.	CFA-'18	
50 Adams, Tyrell	ILB	6-2	230	26	3	West Georgia	Atlanta, Ga.	FA-'18	
51 Cole, Dylan (IR)	ILB	6-0	237	24	2	Missouri State	Springfield, Mo.	CFA-'17	
52 Peters, Brian	ILB	6-4	237	29	4	Northwestern	Pickerington, Ohio	FA-'15	
53 Ejiofor, Duke	OLB	6-4	255	23	R	Wake Forest	Houston, Texas	D6a-'18	
55 McKinney, Benardrick	ILB	6-4	257	25	4	Mississippi State	Tunica, Miss.	D2-'15	
57 Scarlett, Brennan	OLB	6-4	263	25	3	Stanford	Portland, Ore.	CFA-'16	
58 Kalambayi, Peter	OLB	6-3	254	23	R	Stanford	Matthews, N.C.	D6c-'18	
59 Mercilus, Whitney	OLB	6-4	258	28	7	Illinois	Akron, Ohio	D1-'12	
DEFENSIVE BACKS (15)									
NO. NAME	POS.	HT.	WT.	AGE	EXP.	COLLEGE	HOMETOWN	HOW ACQ.	
20 Reid, Justin	S	6-1	203	21	R	Stanford	Prairieville, La.	D3a-'18	
22 Colvin, Aaron	CB	6-0	191	27	5	Oklahoma	Tulsa, Okla.	UFA-'18 (JAX)	
23 Bademosi, Johnson	CB	6-0	219	28	7	Stanford	Silver Spring, Md.	UFA-'18 (NE)	
24 Joseph, Johnathan	CB	5-11	186	34	13	South Carolina	Rock Hill, S.C.	UFA-'11 (CIN)	
25 Jackson, Kareem	S	5-10	183	30	9	Alabama	Macon, Ga.	D1-'10	
29 Hal, Andre	S	5-10	184	26	5	Vanderbilt	Port Allen, La.	D7a-'14	
30 Johnson, Kevin (IR)	CB	6-0	182	26	4	Wake Forest	Clarksville, Md.	D1-'15	
31 Jamerson, Natrell	S	6-0	200	22	R	Wisconsin	Ocala, Fla.	W-'18 (NO)	
32 Mathieu, Tyrann	S	5-9	190	26	6	LSU	New Orleans, La.	FA-'18	
33 Moore, A.J.	S	5-11	200	22	R	Mississippi	Bassfield, Miss.	W-'18 (NE)	
34 Tyson, Mike	S	6-2	200	25	1	Cincinnati	Norfolk, Va.	FA-'18	
35 Kelly Jr., Jermaine (IR)	CB	6-1	204	23	R	San Jose State	Los Angeles, Calif.	D7-'18	
36 Webster, Kayvon (IR)	CB	5-11	193	27	6	South Florida	Opa-Locka, Fla.	FA-'18	
37 Chachere, Andre (PS)	CB	6-0	196	22	R	San Jose State	Fresno, Calif.	CFA-'18	
43 Wright, Shareece	CB	5-11	184	31	8	Southern California	Colton, Calif.	FA-'18	
DEFENSIVE LINE (8)									
NO. NAME	POS.	HT.	WT.	AGE	EXP.	COLLEGE	HOMETOWN	HOW ACQ.	
90 Clowney, Jadeveon	DE	6-5	255	25	5	South Carolina	Rock Hill, S.C.	D1-'14	
91 Watkins, Carlos	DE	6-3	297	24	2	Clemson	Mooresboro, N.C.	D4b-'17	
92 Dunn, Brandon	NT	6-2	310	26	3	Louisville	Louisville, Ky.	FA-'15	
93 Heath, Joel	DE	6-6	302	25	3	Michigan State	Cincinnati, Ohio	CFA-'16	
95 Covington, Christian	DE	6-2	310	25	4	Rice	Vancouver, BC, Canada	D6b-'15	
97 Blackson, Angelo	DE	6-4	319	25	4	Auburn	Bear, Del.	FA-'17	
98 Reader, D.J.	NT	6-3	347	24	3	Clemson	Greensboro, N.C.	D5b-'16	
99 Watt, J.J.	DE	6-5	288	29	8	Wisconsin	Pewaukee, Wis.	D1-'11	
SPECIALISTS (3)									
NO. NAME	POS.	HT.	WT.	AGE	EXP.	COLLEGE	HOMETOWN	HOW ACQ.	
7 Fairbairn, Ka'imi	K	6-0	183	24	3	UCLA	Kailua, Hawaii	CFA-'16	
8 Daniel, Trevor	P	6-1	231	23	R	Tennessee	Dickson, Tenn.	CFA-'18	
46 Weeks, Jon	LS	5-10	242	32	9	Baylor	Bethpage, N.Y.	FA-'10	

2018 TEXANS PARTICIPATION

PLAYERS	@ NE 9/9	@ TEN 9/16	NYG 9/23	@ IND 9/30	DAL 10/7	BUF 10/14	@ JAX 10/21	MIA 10/25	@ DEN 11/4	@ WAS 11/18	TEN 11/26	CLE 12/2	IND 12/9	@ NYJ 12/15	@ PHI 12/23	JAX 12/30	GP/GS GP/GS	DNP/IA DNP/IA
Adams, Tyrell	NOT	NOT	NOT	NOT	GP	GP	GP	-	-	-	-	-	-	-	-	-	3/0	0/0
Akins, Jordan	GP	GP	GP	GP	GP	GP	TE	-	-	-	-	-	-	-	-	-	7/1	0/0
Bademosi, Johnson	GP	GP	GP	GP	GP	GP	GP	-	-	-	-	-	-	-	-	-	7/0	0/0
Blackson, Angelo	GP	GP	GP	DE	DE	GP	GP	-	-	-	-	-	-	-	-	-	7/2	0/0
Blue, Alfred	GP	GP	GP	GP	RB	GP	GP	-	-	-	-	-	-	-	-	-	7/1	0/0
Clowney, Jadeveon	JACK	IA	JACK	JACK	JACK	JACK	JACK	-	-	-	-	-	-	-	-	-	6/6	0/1
Coates Jr., Sammie	GP	IA	IA	GP	GP	GP	GP	-	-	-	-	-	-	-	-	-	5/0	0/2
Colvin, Aaron	GP	GP	CB	CB	IA	IA	IA	-	-	-	-	-	-	-	-	-	4/2	0/3
Coutee, Keke	IA	IA	IA	GP	WR	GP	GP	-	-	-	-	-	-	-	-	-	4/1	0/3
Covington, Christian	DE	IA	DE	IA	IA	IA	GP	-	-	-	-	-	-	-	-	-	3/2	0/4
Cunningham, Zach	WILL	WILL	WILL	WILL	WILL	WILL	WILL	-	-	-	-	-	-	-	-	-	7/7	0/0
Daniel, Trevor	GP	GP	GP	GP	GP	GP	GP	-	-	-	-	-	-	-	-	-	7/0	0/0
Davenport, Julián	LT	RT	RT	GP	LT	LT	LT	-	-	-	-	-	-	-	-	-	7/6	0/0
Dunn, Brandon	GP	NT	GP	GP	GP	NT	NT	-	-	-	-	-	-	-	-	-	7/3	0/0
Ejirofor, Duke	IA	GP	GP	GP	GP	GP	GP	-	-	-	-	-	-	-	-	-	6/0	0/1
Ervin, Tyler	GP	GP	GP	GP	GP	GP	GP	-	-	-	-	-	-	-	-	-	7/0	0/0
Fairbairn, Ka'imi	GP	GP	GP	GP	GP	GP	GP	-	-	-	-	-	-	-	-	-	7/0	0/0
Fuller V, Will	IA	WR	WR	WR	WR	WR	WR	-	-	-	-	-	-	-	-	-	6/6	0/1
Fulton, Zach	RG	RG	RG	RG	RG	RG	IA	-	-	-	-	-	-	-	-	-	6/6	0/1
Griffin, Ryan	TE	TE	TE	TE	TE	TE	IA	-	-	-	-	-	-	-	-	-	6/6	0/1
Hal, Andre	R/NFILL	R/NFILL	R/NFILL	R/NFILL	R/NFILL	R/NFILL	S	-	-	-	-	-	-	-	-	-	1/1	0/0
Heath, Joel	IA	GP	IA	GP	GP	GP	IA	-	-	-	-	-	-	-	-	-	4/0	0/3
Hopkins, DeAndre	WR	WR	WR	WR	WR	WR	WR	-	-	-	-	-	-	-	-	-	7/7	0/0
Howell, Buddy	DNP	GP	GP	GP	GP	GP	GP	-	-	-	-	-	-	-	-	-	6/0	1/0
Jackson, Kareem	S	CB	S	S	S	CB	CB	-	-	-	-	-	-	-	-	-	7/7	0/0
Jamerson, Natrell	GP	GP	GP	GP	GP	GP	GP	-	-	-	-	-	-	-	-	-	7/0	0/0
Joseph, Johnathan	CB	CB	CB	CB	CB	CB	CB	-	-	-	-	-	-	-	-	-	7/7	0/0
Kalambayi, Peter	GP	GP	IA	GP	GP	GP	GP	-	-	-	-	-	-	-	-	-	6/0	0/1
Kelemete, Senio	LG	LG	DNP	LG	LG	LG	LG	-	-	-	-	-	-	-	-	-	6/6	1/0
Lamm, Kendall	IA	GP	GP	RT	RT	RT	RT	-	-	-	-	-	-	-	-	-	6/4	0/1
Mancz, Greg	GP	GP	LG	GP	GP	GP	RG	-	-	-	-	-	-	-	-	-	7/2	0/0
Martin, Nick	C	C	C	C	C	C	C	-	-	-	-	-	-	-	-	-	7/7	0/0
Mathieu, Tyrann	S	S	S	S	S	S	CB	-	-	-	-	-	-	-	-	-	7/7	0/0
McKinney, Benardrick	MIKE	MIKE	MIKE	MIKE	MIKE	MIKE	MIKE	-	-	-	-	-	-	-	-	-	7/7	0/0
Mercilus, Whitney	SAM	SAM	SAM	GP	SAM	SAM	GP	-	-	-	-	-	-	-	-	-	7/5	0/0
Miller, Lamar	RB	RB	RB	RB	DNP	RB	RB	-	-	-	-	-	-	-	-	-	6/6	1/0
Moore, A.J.	GP	GP	GP	GP	GP	GP	GP	-	-	-	-	-	-	-	-	-	7/0	0/0
Peters, Brian	GP	GP	GP	GP	IA	IA	IA	-	-	-	-	-	-	-	-	-	4/0	0/3
Rankin, Martinus	GP	LT	LT	LT	GP	GP	GP	-	-	-	-	-	-	-	-	-	7/3	0/0
Reader, D.J.	NT	NT	NT	NT	NT	DE	DE	-	-	-	-	-	-	-	-	-	7/7	0/0
Reid, Justin	GP	S	GP	GP	GP	S	S	-	-	-	-	-	-	-	-	-	7/3	0/0
Scarlett, Brennan	GP	SAM	GP	GP	GP	GP	GP	-	-	-	-	-	-	-	-	-	7/1	0/0
Sharpe, David	^	PS	PS	IA	IA	IA	GP	-	-	-	-	-	-	-	-	-	1/0	0/3
Smith, Vyncint	WR	GP	GP	IA	IA	IA	IA	-	-	-	-	-	-	-	-	-	3/1	0/4
Thomas, Jordan	GP	TE	TE	TE	GP	TE	TE	-	-	-	-	-	-	-	-	-	7/5	0/0
Tyson, Mike	PS	PS	PS	PS	PS	GP	GP	-	-	-	-	-	-	-	-	-	2/0	0/0
Watkins, Carlos	IA	IA	IA	IA	IA	IA	DNP	-	-	-	-	-	-	-	-	-	0/0	1/6
Watson, Deshaun	QB	QB	QB	QB	QB	QB	QB	-	-	-	-	-	-	-	-	-	7/7	0/0
Watt, J.J.	DE	DE	DE	DE	DE	DE	DE	-	-	-	-	-	-	-	-	-	7/7	0/0
Webb III, Joe	GP	GP	GP	GP	GP	GP	GP	-	-	-	-	-	-	-	-	-	7/0	0/0
Weeden, Brandon	DNP	DNP	DNP	DNP	DNP	DNP	DNP	-	-	-	-	-	-	-	-	-	0/0	7/0
Weeks, Jon	GP	GP	GP	GP	GP	GP	GP	-	-	-	-	-	-	-	-	-	7/0	0/0
Wright, Shareece	^	GP	GP	CB	GP	GP	IA	-	-	-	-	-	-	-	-	-	5/1	0/1

Practice Squad

Adams, Jerell	^	^	^	^	^	PS	PS	-	-	-	-	-	-	-	-	-	0/0	0/0
Bellamy, Davin	PS	PS	PS	PS	PS	PS	PS	-	-	-	-	-	-	-	-	-	0/0	0/0
Chachere, Andre	PS	PS	PS	PS	PS	PS	PS	-	-	-	-	-	-	-	-	-	0/0	0/0
Dupre, Malachi	^	PS	^	PS	PS	PS	PS	-	-	-	-	-	-	-	-	-	0/0	0/0
Ferguson, Josh	^	^	^	^	^	^	PS	-	-	-	-	-	-	-	-	-	0/0	0/0
Fuller, Kyle	PS	PS	PS	PS	PS	PS	PS	-	-	-	-	-	-	-	-	-	0/0	0/0
Grayson Jr., Cyril	^	^	^	^	PS	PS	PS	-	-	-	-	-	-	-	-	-	0/0	0/0
Johnson, Roderick	PS	IA	IA	IA	PS	PS	PS	-	-	-	-	-	-	-	-	-	0/0	0/3
Slade, Chad	PS	PS	PS	PS	PS	PS	PS	-	-	-	-	-	-	-	-	-	0/0	0/0
Whitney, Isaac	NOT	NOT	PS	PS	PS	PS	PS	-	-	-	-	-	-	-	-	-	0/0	0/0

All Others

Cole, Dylan	GP	GP	GP	IR	IR	IR	IR	-	-	-	-	-	-	-	-	-	3/0	0/0
Ellington, Bruce	WR	GP	GP	IR	IR	IR	IR	-	-	-	-	-	-	-	-	-	3/1	0/0
Foreman, D'Onta	R/PUP	R/PUP	R/PUP	R/PUP	R/PUP	R/PUP	R/PUP	-	-	-	-	-	-	-	-	-	0/0	0/0
Henderson, Seantrel	RT	IR	IR	IR	IR	IR	IR	-	-	-	-	-	-	-	-	-	1/1	0/0
Johnson, Kevin	CB	IR	IR	IR	IR	IR	IR	-	-	-	-	-	-	-	-	-	1/1	0/0
Kelly Jr., Jermaine	IR	IR	IR	IR	IR	IR	IR	-	-	-	-	-	-	-	-	-	0/0	0/0
Weah, Jester	PS	PS	PS	PS	PSI	PSI	PSI	-	-	-	-	-	-	-	-	-	0/0	0/0
Webster, Kayvon	IA	IA	IA	IA	CB	IR	IR	-	-	-	-	-	-	-	-	-	1/1	0/4

PARTICIPATION KEY:

Starters indicated by position, GP=Games Played, IA=Inactive, DNP=Did Not Play, IR=Reserve/Injured, IRD=Injured Reserve – Designated For Return, NFI=Non-Football Injury, NFILL=Non-Football Illness, PS=Practice Squad, PSI=Practice Squad Injured, PSIR=Practice Squad/Injured Reserve, PUP=Physically Unable to Perform, INJ=Injured, I=Inactive, I/SUS=Inactive/League Susp., N/NFI=Inactive/NFI, R/SUS=Reserve/League Susp., R/PUP=Reserve/PUP, R/NFI=Reserve/NFI, R/NFILL=Reserve/NFILL, SUS=Reserve/Suspended, UNS=Unsigned, NOT=Not on Roster, EXE=Active/Roster Exemption, IPP=International Player Pathway/PS Exemption, ^=With Other Team

2018 TEXANS STARTERS

OFFENSE

	WR	LT	LG	C	RG	RT	TE	WR	WR	QB	RB
9/9 at New England	D.Hopkins	J.Davenport	S.Kelemete	N.Martin	Z.Fulton	S.Henderson	R.Griffin	B.Ellington	<u>V.Smith</u>	D.Watson	L.Miller
9/16 at Tennessee	D.Hopkins	<u>M.Rankin</u>	S.Kelemete	N.Martin	Z.Fulton	J.Davenport	R.Griffin	<u>J.Thomas (TE)</u>	W.Fuller V	D.Watson	L.Miller
9/23 vs. N.Y. Giants	D.Hopkins	<u>M.Rankin</u>	G.Mancz	N.Martin	Z.Fulton	J.Davenport	R.Griffin	<u>J.Thomas (TE)</u>	W.Fuller V	D.Watson	L.Miller
9/30 at Indianapolis	D.Hopkins	<u>M.Rankin</u>	S.Kelemete	N.Martin	Z.Fulton	K.Lamm	R.Griffin	<u>J.Thomas (TE)</u>	W.Fuller V	D.Watson	L.Miller
10/7 vs. Dallas	D.Hopkins	J.Davenport	S.Kelemete	N.Martin	Z.Fulton	K.Lamm	R.Griffin	<u>K.Coutee</u>	W.Fuller V	D.Watson	A.Blue
10/14 vs. Buffalo	D.Hopkins	J.Davenport	S.Kelemete	N.Martin	Z.Fulton	K.Lamm	R.Griffin	<u>J.Thomas (TE)</u>	W.Fuller V	D.Watson	L.Miller
10/21 at Jacksonville	D.Hopkins	J.Davenport	S.Kelemete	N.Martin	G. Mancz	K.Lamm	<u>J. Akins</u>	<u>J.Thomas (TE)</u>	W.Fuller V	D.Watson	L.Miller
10/25 vs. Miami											
11/4 at Denver											
11/18 at Washington											
11/26 vs. Tennessee											
12/2 vs. Cleveland											
12/9 vs. Indianapolis											
12/15 at N.Y. Jets											
12/23 at Philadelphia											
12/30 vs Jacksonville											

Bold underline denotes rookie

DEFENSE

	DE	NT	DE	JACK	WILL	MIKE	SAM	CB	CB	S	S
9/9 at New England	J.Watt	D.Reader	C.Covington	J.Clowney	Z.Cunningham	B.McKinney	W.Mercilus	J.Joseph	K.Johnson	T.Mathieu	K.Jackson
9/16 at Tennessee	J.Watt	B.Dunn	D.Reader	B.Scarlett	Z.Cunningham	B.McKinney	W.Mercilus	J.Joseph	K.Jackson	T.Mathieu	<u>J.Reid</u>
9/23 vs. N.Y. Giants	J.Watt	D.Reader	C.Covington	J.Clowney	Z.Cunningham	B.McKinney	W.Mercilus	J.Joseph	A.Colvin	T.Mathieu	K.Jackson
9/30 at Indianapolis	J.Watt	D.Reader	A. Blackson	J.Clowney	Z.Cunningham	B.McKinney	S.Wright (CB)	J.Joseph	A.Colvin	T.Mathieu	K.Jackson
10/7 vs. Dallas	J.Watt	D.Reader	A. Blackson	J.Clowney	Z.Cunningham	B.McKinney	W.Mercilus	J.Joseph	K.Webster	T.Mathieu	K.Jackson
10/14 vs. Buffalo	J.Watt	B.Dunn	D.Reader	J.Clowney	Z.Cunningham	B.McKinney	W.Mercilus	J.Joseph	K.Jackson	T.Mathieu	<u>J.Reid</u>
10/21 at Jacksonville	J.Watt	B.Dunn	D.Reader	J.Clowney	Z.Cunningham	B.McKinney	A. Hal (S)	J.Joseph	K.Jackson	T.Mathieu	<u>J.Reid</u>
10/25 vs. Miami											
11/4 at Denver											
11/18 at Washington											
11/26 vs. Tennessee											
12/2 vs. Cleveland											
12/9 vs. Indianapolis											
12/15 at N.Y. Jets											
12/23 at Philadelphia											
12/30 vs Jacksonville											

Bold underline denotes rookie

2018 TEXANS INACTIVES & CAPTAINS

2018 REGULAR SEASON INACTIVES

DATE	OPPONENT	1	2	3	4	5	6	7
09/09	at New England	Keke Coutee	Duke Ejirofor	Will Fuller V	Joel Heath	Kendall Lamm	Carlos Watkins	Kayvon Webster
09/16	at Tennessee	Jadeveon Clowney	Sammie Coates Jr.	Keke Coutee	Christian Covington	Roderick Johnson	Carlos Watkins	Kayvon Webster
09/23	N.Y. Giants	Sammie Coates Jr.	Keke Coutee	Joel Heath	Roderick Johnson	Peter Kalambayi	Carlos Watkins	Kayvon Webster
09/30	at Indianapolis	Christian Covington	Roderick Johnson	David Sharpe	Vyncint Smith	Carlos Watkins	Kayvon Webster	--
10/07	Dallas	Aaron Colvin	Christian Covington	Brian Peters	David Sharpe	Vyncint Smith	Carlos Watkins	--
10/14	Buffalo	Aaron Colvin	Christian Covington	Brian Peters	David Sharpe	Vyncint Smith	Carlos Watkins	--
10/21	at Jacksonville	Aaron Colvin	Zach Fulton	Ryan Griffin	Joel Heath	Brian Peters	Vyncint Smith	Shareece Wright
10/25	Miami	--	--	--	--	--	--	--
11/04	at Denver	--	--	--	--	--	--	--
11/18	at Washington	--	--	--	--	--	--	--
11/26	Tennessee	--	--	--	--	--	--	--
12/02	Cleveland	--	--	--	--	--	--	--
12/09	Indianapolis	--	--	--	--	--	--	--
12/15	at N.Y. Jets	--	--	--	--	--	--	--
12/23	at Philadelphia	--	--	--	--	--	--	--
12/30	Jacksonville	--	--	--	--	--	--	--

Bold underline denotes rookie



TEXANS UNOFFICIAL DEPTH CHART

*Last updated by Texans PR staff on Oct. 20, 2018

OFFENSE

WR	10	DeAndre Hopkins	<u>17 Vyncint Smith</u>		
LT	70	Julién Davenport	<u>75 Martinas Rankin</u>		
LG	64	Senio Kelemete			
C	66	Nick Martin	65 Greg Mancz		
RG	73	Zach Fulton			
RT	74	Kendall Lamm	71 David Sharpe		
TE	84	Ryan Griffin	<u>88 Jordan Akins</u>	-OR-	<u>83 Jordan Thomas</u>
WR	<u>16 Keke Coutee</u>				
WR	15	Will Fuller V	18 Sammie Coates Jr.		
QB	4	Deshaun Watson	3 Brandon Weeden	5 Joe Webb III	
RB	26	Lamar Miller	28 Alfred Blue	21 Tyler Ervin	<u>38 Buddy Howell</u>

DEFENSE

DE	99	J.J. Watt	93 Joel Heath		
NT	98	D.J. Reader	92 Brandon Dunn		
DE	97	Angelo Blackson	95 Christian Covington	91 Carlos Watkins	
SAM	59	Whitney Mercilus	57 Brennan Scarlett		
MIKE	55	Benardrick McKinney	52 Brian Peters		
WILL	41	Zach Cunningham	50 Tyrell Adams		
JACK	90	Jadeveon Clowney	<u>53 Duke Ejirofor</u>	<u>58 Peter Kalambayi</u>	
CB	24	Johnathan Joseph	23 Johnson Bademosi		
CB	22	Aaron Colvin	43 Shareece Wright		
S	32	Tyrann Mathieu	29 Andre Hal	<u>31 Natrell Jamerson</u>	<u>33 A.J. Moore</u>
S	25	Kareem Jackson	-OR- <u>20 Justin Reid</u>	34 Mike Tyson	

SPECIAL TEAMS

PK	7	Ka'imi Fairbairn	
P	<u>8 Trevor Daniel</u>		
LS	46	Jon Weeks	
KR	21	Tyler Ervin	<u>16 Keke Coutee</u>
PR	21	Tyler Ervin	<u>16 Keke Coutee</u>
H	<u>8 Trevor Daniel</u>		

PRONUNCIATION GUIDE

Jordan AkinsA-kins
Johnson Bademosibad-uh-MOE-see
Jadeveon Clowneyjuh-DEV-ee-on
Keke CouteeQ-T
Julién Davenportjew-lee-OWN
Duke EjiroforEDGE-eh-for
Ka'imi Fairbairnkuh-EE-me FAIR-bairn
D'Onta Foremandee-ON-tay
DeAndre Hopkinsdee-ANDRE
Natrell Jamersonnuh-TRELL JAY-mer-sin
Peter Kalambayical-am-BYE-ee
Senio Kelemeteseh-NEEL kel-uh-MET-tay
D'Anton LynnDAN-tin
Tyrann MathieuTY-run MATH-you
Whitney MercilusMER-sih-lus
Martinus Rankinmar-TEE-nus
Vyncint SmithVincent

Bold underline on depth chart denotes rookies

COACHING ROSTER

Bill O'BrienHead Coach
Romeo CrennelAssistant Head Coach / Defensive Coordinator
Brad SeelySpecial Teams Coordinator
Danny BarrettRunning Backs
Mike DevlinOffensive Line
Mike EubanksAssistant Strength & Conditioning
Jason GeorgeAssistant Strength & Conditioning
Tim KellyTight Ends
Bobby KingInside Linebackers
Will LawingOffensive Asst. / Offensive Line
D'Anton LynnAssistant Secondary
Anthony MidgettSecondary
Matt O'DonnellDefensive Quality Control
John PaganoSenior Defensive Assistant /Outside Linebackers
John PerryWide Receivers
Luke RichessonSenior Director of Sports Performance
Sean RyanQuarterbacks
Tracy SmithAssistant Special Teams
Billy VoltaireAsst. Strength & Conditioning / Performance Therapist
Anthony WeaverDefensive Line
Wes WelkerOffensive / Special Teams Asst.



HOUSTON
TEXANS



MISC. STATS

THE LAST TIME

BY TEXANS

BY OPPONENT

PASSING

527 , Matt Schaub vs. Jacksonville, 11/18/12	500 YARDS PASSING	* Never Has Happened *
402 , Deshaun Watson @ Seattle, 10/29/17	400 YARDS PASSING	464 , Andrew Luck @ Indianapolis, 09/30/18
375 , Deshaun Watson vs. Dallas, 10/07/18	300 YARDS PASSING	326 , Blake Bortles @ Jacksonville, 12/17/17
504 , Matt Schaub vs. Jacksonville, 11/18/12	400 NET PASSING YARDS	437 , Andrew Luck @ Indianapolis, 09/30/18
374 , Deshaun Watson vs. Dallas, 10/07/18	300 NET PASSING YARDS	326 , Blake Bortles @ Jacksonville, 12/17/17
6 , Ryan Fitzpatrick: (7, 58, 34, 8, 4, 1) vs. Tennessee, 11/30/14	SIX TOUCHDOWN PASSES	6 , Aaron Rodgers: (48, 21, 6, 41, 1, 18) vs. Green Bay, 10/14/12
5 , Deshaun Watson: (1, 34, 48, 9, 6) vs. Kansas City, 10/08/17	FIVE TOUCHDOWN PASSES	5 , Tom Brady: (25, 42, 47, 7, 5) @ New England, 09/24/17
4 , Deshaun Watson: (72, 2, 20, 59) @ Seattle, 10/29/17	FOUR TOUCHDOWN PASSES	4 , Andrew Luck: (4, 14, 5, 9) @ Indianapolis, 09/30/18
3 , Deshaun Watson: (3, 39, 1) vs. Cleveland, 10/15/17	THREE TOUCHDOWN PASSES	3 , Tom Brady: (21, 12, 4) @ New England, 09/09/18
* Never Has Happened *	FOUR OR MORE INTERCEPTION GAME	* Never Has Happened *
3 , Glover Quin vs. Tennessee, 11/28/10	THREE INTERCEPTION GAME	* Never Has Happened *
2 , Johnathan Joseph vs. Cleveland, 10/15/17	TWO INTERCEPTION GAME	2 , Richard Sherman @ Seattle, 10/29/17

RUSHING

* Never Has Happened *	300 YARDS RUSHER	* Never Has Happened *
231 , Arian Foster vs. Indianapolis, 09/12/10	200 YARDS RUSHER	211 , Larry Johnson vs. Kansas City, 11/20/05
100 , Lamar Miller @ Jacksonville, 10/21/18	100 YARDS RUSHER	100 , Frank Gore @ Indianapolis, 12/31/17
124 /115 , Arian Foster/Ben Tate vs. Cleveland, 11/06/11	TWO 100-YARD RUSHERS	141 /104 , Shaun Alexander/Maurice Morris @ Seattle, 10/16/05
* Never Has Happened *	FIVE TOUCHDOWNS RUSHING	* Never Has Happened *
* Never Has Happened *	FOUR TOUCHDOWNS RUSHING	4 , Shaun Alexander: (4, 5, 1, 23) @ Seattle, 10/16/05
3 , Ben Tate: (10, 20, 8) vs. New England, 12/01/13	THREE TOUCHDOWNS RUSHING	3 , Devonta Freeman: (23, 16, 6) @ Atlanta, 10/04/15
2 , D'Onta Foreman: (34, 3) vs. Arizona, 11/19/17	TWO TOUCHDOWNS RUSHING	2 , Tommy Bohanon: (1, 1) @ Jacksonville, 12/17/17
* Never Has Happened *	TWO PLAYERS WITH TWO TD RUSHING	* Never Has Happened *

RECEIVING

169 /109 , DeAndre Hopkins/Keke Coutee @ Indianapolis, 09/30/18	TWO 100-YARD RECEIVERS	121 /105 , Tyler Lockett/Paul Richardson @ Seattle, 10/29/17
224 , DeAndre Hopkins @ Seattle, 10/29/17	200 YARDS RECEIVER	223 , T.Y. Hilton vs. Indianapolis, 10/09/14
151 , DeAndre Hopkins vs. Dallas, 10/07/18	100 YARDS RECEIVER	115 , T.Y. Hilton @ Indianapolis, 09/30/18
* Never Has Happened *	FOUR TOUCHDOWNS RECEPTIONS	* Never Has Happened *
3 , DeAndre Hopkins: (1, 34, 6) vs. Kansas City, 10/08/17	THREE TOUCHDOWNS RECEPTIONS	3 , T.Y. Hilton: (10, 58, 9) vs. Indianapolis, 11/03/13
2 , DeAndre Hopkins: (29, 7) vs. San Francisco, 12/10/17	TWO TOUCHDOWNS RECEPTIONS	2 , Nyheim Hines: (14, 9) @ Indianapolis, 09/30/18
* Never Has Happened *	TWO PLAYERS WITH TWO TD RECEPTIONS	2 /2 , Jimmy Graham: (18, 1)/Paul Richardson: (7, 20) @ Seattle, 10/29/17

COMBINED YARDS AND TOUCHDOWNS

102 /355 , Arian Foster/Matt Schaub vs. Seattle, 09/29/13	100-YARD RUSHER AND 300-YARD PASSER	107 /324 , Kareem Hunt/Alex Smith vs. Kansas City, 10/08/17
151 /375 , DeAndre Hopkins/Deshaun Watson vs. Dallas, 10/07/18	100-YARD RECEIVER AND 300-YARD PASSER	115 /464 , T.Y. Hilton/Andrew Luck @ Indianapolis, 09/30/18
106 /107 , Lamar Miller/Will Fuller V vs. Chicago, 09/11/16	100 YARDS RUSHING AND RECEIVING	112 /109 , LeSean McCoy/Sammy Watkins @ Buffalo, 12/06/15
102 /355 /110 , Arian Foster/Matt Schaub Andre Johnson vs. Seattle, 09/29/13	100-YARD RUSHER, 300-YARD PASSER, 100-YARD RECEIVER	101 /305 /132 , Ray Rice/Joe Flacco Anquan Boldin @ Baltimore, 10/16/11

DEFENSE

28 , Johnathan Joseph(1:30) (Shotgun) 2-N.Peterman pass short left intended for 13-K.Benjamin INTERCEPTED by 24-J.Joseph at BUF 28. 24-J.Joseph for 28 yards, TOUCHDOWN. PENALTY on HST-90-J.Clowney, Taunting, 15 yards, enforced between downs. vs. Buffalo, 10/14/18	INTERCEPTED PASS RETURNED FOR A TOUCHDOWN	78 , Earl Thomas(10:21) (Shotgun) 4-D.Watson pass short middle intended for 10-D.Hopkins INTERCEPTED by 29-E.Thomas at SEA 22. 29-E.Thomas for 78 yards, TOUCHDOWN. @ Seattle, 10/29/17
---	---	---

THE LAST TIME

0 , Jadeveon Clowney(5:30) (Shotgun) 12-A.Luck Aborted. 78-R.Kelly FUMBLES at IND 0. RECOVERED by HST-90-J.Clowney at IND 0. TOUCHDOWN. @ Indianapolis, 09/30/18

FUMBLE RETURNED FOR A TOUCHDOWN

53 , Dante Fowler Jr.(1:00) (Shotgun) 3-T.Savage sacked at JAX 47 for -10 yards (91-Y.Ngakoue). FUMBLES (91-Y.Ngakoue), RECOVERED by JAX-56-D.Fowler at JAX 47. 56-D.Fowler for 53 yards, TOUCHDOWN. vs. Jacksonville, 09/10/17

(10:17) (Shotgun) 8-K.Hogan pass incomplete short middle [55-B.McKinney]. PENALTY on CLV-8-K.Hogan, Intentional Grounding, 6 yards, enforced in End Zone, SAFETY. Penalty on CLV, Illegal Formation, declined. vs. Cleveland, 10/15/17

SAFETY SCORED

Hassan Ridgeway(12:12) 77-D.Quessenberry and 61-K.Fuller reported in as eligible. 2-T.Yates sacked in End Zone for -8 yards, SAFETY (91-H.Ridgeway). @ Indianapolis, 12/31/17

Houston 20, Tennessee 0 vs. Tennessee, 11/28/10

SHUTOUT

New England 27, Houston 0 @ New England, 09/22/16

4.0 , Connor Barwin @ Jacksonville, 11/27/11

FOUR SACK GAME

4.0 , Calais Campbell vs. Jacksonville, 09/10/17

3.0 , J.J. Watt vs. N.Y. Giants, 09/23/18

THREE SACK GAME

3.0 , Mike Hilton vs. Pittsburgh, 12/25/17

2.0 , Jadeveon Clowney @ Jacksonville, 10/21/18

TWO SACK GAME

2.0 , Kyle Williams vs. Buffalo, 10/14/18

SPECIAL TEAMS

95 , Jacoby Jones9-S.Lechler kicks 75 yards from OAK 20 to HST 5. 12-J.Jones for 95 yards, TOUCHDOWN. vs. Oakland, 10/04/09

KICKOFF RETURNED FOR A TOUCHDOWN

100 , Marqise Lee8-N.Novak kicks 65 yards from HST 35 to JAX 0. 11-M.Lee for 100 yards, TOUCHDOWN. PENALTY on JAX-11-M.Lee, Unsportsmanlike Conduct, 15 yards, enforced between downs. vs. Jacksonville, 12/18/16

67 , Will Fuller V(1:12) 6-B.Kern punts 45 yards to HST 33, Center-48-B.Brinkley. 15-W.Fuller for 67 yards, TOUCHDOWN. (The Punt Hangtime Was 3.65 seconds.) vs. Tennessee, 10/02/16

PUNT RETURNED FOR A TOUCHDOWN

82 , Tyreek Hill(7:41) 9-S.Lechler punts 52 yards to KC 18, Center-46-J.Weeks. 10-T.Hill for 82 yards, TOUCHDOWN. vs. Kansas City, 10/08/17

* Never Has Happened *

BLOCKED FIELD GOAL RETURNED FOR A TOUCHDOWN

* Never Has Happened *

Alfred Blue(2:15) 5-T.Way punt is BLOCKED by 28-A.Blue, Center-57-N.Sundberg, RECOVERED by HST-28-A.Blue at WAS 5. 28-A.Blue for 5 yards, TOUCHDOWN. vs. Washington, 09/07/14

BLOCKED PUNT RETURNED FOR A TOUCHDOWN

* Never Has Happened *

54 , Ka'imi Fairbairn(8:46) 7-K.Fairbairn 54 yard field goal is GOOD, Center-46-J.Weeks, Holder-8-T.Daniel. vs. N.Y. Giants, 09/23/18

MADE FIELD GOAL OF 50 YARDS OR LONGER

52 , Stephen Hauschka(2:18) 4-S.Hauschka 52 yard field goal is GOOD, Center-69-R.Ferguson, Holder-9-C.Bojorquez. vs. Buffalo, 10/14/18

43 , Randy Bullock(3:27) 4-R.Bullock 43 yard field goal is BLOCKED (96-A.Woods), Center-46-J.Weeks, Holder-9-S.Lechler. vs. Tennessee, 11/30/14

BLOCKED FIELD GOAL

53 , Graham Gano(2:48) 9-G.Gano 53 yard field goal is BLOCKED (93-J.Crick), Center-44-J.Jansen, Holder-8-B.Nortman. @ Carolina, 09/20/15

Shane Lechler(10:41) 9-S.Lechler punt is BLOCKED by 98-D.Moore, Center-46-J.Weeks, ball out of bounds at HST 29. HST-9-S.Lechler was injured during the play. @ N.Y. Giants, 09/21/14

BLOCKED PUNT

Corey Bojorquez(10:23) 9-C.Bojorquez punt is BLOCKED by 50-T.Adams, Center-69-R.Ferguson, RECOVERED by HST-57-B.Scarlett at BUF 35. 57-B.Scarlett to BUF 21 for 14 yards (18-A.Holmes). vs. Buffalo, 10/14/18

Ka'imi Fairbairn7-K.Fairbairn extra point is No Good, Wide Left, Center-46-J.Weeks, Holder-9-S.Lechler. vs. San Francisco, 12/10/17

MISSED POINT AFTER TOUCHDOWN ATTEMPT

Jason Myers2-J.Myers extra point is No Good, Wide Right, Center-43-M.Overton, Holder-3-B.Nortman. vs. Jacksonville, 09/10/17

Kai Forbath2-K.Forbath extra point is Blocked (99-J.Watt), Center-57-N.Sundberg, Holder-5-T.Way. vs. Washington, 09/07/14

POINT AFTER TOUCHDOWN ATTEMPT BLOCKED

Nick Novak8-N.Novak extra point is Blocked (99-M.Hunt), Center-46-J.Weeks, Holder-9-S.Lechler. DEFENSIVE TWO-POINT ATTEMPT. 57-V.Rey recovered the blocked kick. ATTEMPT FAILS. vs. Cincinnati, 12/24/16

Jonathan Grimes8-N.Novak kicks onside 24 yards from HST 35 to SD 41. RECOVERED by HST-41-J.Grimes. vs. San Diego, 11/27/16

SUCCESSFUL ONSIDE KICK

Pat McAfee1-P.McAfee kicks onside 11 yards from IND 35 to IND 46. RECOVERED by IND-1-P.McAfee. vs. Indianapolis, 10/09/14

5 , Nick Novak: (41, 34, 24, 21, 52) @ Indianapolis, 12/11/16

FIVE FIELD GOALS

5 , Harrison Butker: (49, 35, 35, 41, 42) vs. Kansas City, 10/08/17

4 , Ka'imi Fairbairn: (20, 21, 19, 36) vs. Dallas, 10/07/18

FOUR FIELD GOALS

4 , Robbie Gould: (41, 25, 35, 52) vs. San Francisco, 12/10/17

3 , Ka'imi Fairbairn: (40, 29, 37) @ Indianapolis, 09/30/18

THREE FIELD GOALS

3 , Brett Maher: (27, 43, 48) vs. Dallas, 10/07/18

TEXANS HIGHS & LOWS

Texans (As of Oct 22, 2018, 1:53 pm PDT) 2018 : Regular Season

	HIGH	DATE	OPPONENT	LOW	DATE	OPPONENT
Total Plays	84	9/30	at Indianapolis	57	10/14	Buffalo
Total Yards	466	9/30	at Indianapolis	216	10/14	Buffalo
Total First Downs	30	9/30	at Indianapolis	15	10/14 10/21	Buffalo at Jacksonville
First Downs Rushing	10	9/9	at New England	2	9/23	N.Y. Giants
First Downs Passing	23	9/30	at Indianapolis	7	10/21	at Jacksonville
First Down Penalties	3	9/9	at New England	1	9/23 9/30 10/21	N.Y. Giants at Indianapolis at Jacksonville
Total Net Yards Rushing	167	9/9	at New England	59	9/23	N.Y. Giants
Rushing Attempts	37	10/21	at Jacksonville	19	9/23	N.Y. Giants
Rushing Average Yards	5.7	9/16	at Tennessee	2.8	10/7	Dallas
Rushing Touchdowns	1	9/9	at New England	0	9/16 9/23 10/7 10/14	at Tennessee N.Y. Giants Dallas Buffalo
Total Net Yards Passing	374	10/7	Dallas	131	10/21	at Jacksonville
Passing Attempts	44	10/7	Dallas	24	10/21	at Jacksonville
Passing Completions	33	10/7	Dallas	12	10/21	at Jacksonville
Passing Touchdowns	2	9/16	at Tennessee	1	9/9 10/7 10/14 10/21	at New England Dallas Buffalo at Jacksonville
Passing Yards Average	8.6	9/23	N.Y. Giants	4.3	9/9 10/14	at New England Buffalo
Passes Thrown for Interception	2	10/14	Buffalo	0	10/21	at Jacksonville
Times Sacked	7	9/30	at Indianapolis	1	10/7 10/21	Dallas at Jacksonville
Sack Yards Lost	35	10/14	Buffalo	1	10/7	Dallas
Total Punts	6	9/9	at New England	3	9/23 10/7	N.Y. Giants Dallas
Total Punt Yards	277	10/21	at Jacksonville	155	9/23	N.Y. Giants
Punt Gross Average Yards	53.3	10/7	Dallas	38.3	9/9	at New England
Punt Net Average Yards	49.7	9/23	N.Y. Giants	35.5	9/16	at Tennessee
Punt Returns	4	9/16	at Tennessee	2	9/9 9/30 10/7 10/21	at New England at Indianapolis Dallas at Jacksonville
Punt Return Yards	45	9/23	N.Y. Giants	0	10/21	at Jacksonville
Total Penalties	11	9/16	at Tennessee	5	10/7	Dallas
Penalty Yards	88	9/16	at Tennessee	25	10/7	Dallas
Total Fumbles	3	10/14	Buffalo	0	9/30	at Indianapolis
Fumbles Lost	1	9/9	at New England	0	9/16 9/30 10/21	at Tennessee at Indianapolis at Jacksonville
Time of Possession	40:04	9/30	at Indianapolis	24:30	9/23	N.Y. Giants

OPPONENT HIGHS & LOWS

Opponents

(As of Oct 22, 2018, 1:53 pm PDT)

2018 : Regular Season

	HIGH	DATE	OPPONENT	LOW	DATE	OPPONENT
Total Plays	83	9/30	at Indianapolis	57	9/16	at Tennessee
Total Yards	478	9/30	at Indianapolis	229	10/14	Buffalo
Total First Downs	28	9/30	at Indianapolis	12	10/14	Buffalo
First Downs Rushing	7	9/16	at Tennessee	3	9/30	at Indianapolis
First Downs Passing	23	9/30	at Indianapolis	7	9/16	at Tennessee
First Down Penalties	2	9/9	at New England	0	10/7 10/14 10/21	Dallas Buffalo at Jacksonville
Total Net Yards Rushing	122	9/9	at New England	41	9/30	at Indianapolis
Rushing Attempts	34	9/16	at Tennessee	17	9/30	at Indianapolis
Rushing Average Yards	4.2	9/23	N.Y. Giants	2.4	9/30	at Indianapolis
Rushing Touchdowns	1	9/23	N.Y. Giants	0	9/9 9/16 9/30 10/7 10/14 10/21	at New England at Tennessee at Indianapolis Dallas Buffalo at Jacksonville
Total Net Yards Passing	437	9/30	at Indianapolis	129	10/14	Buffalo
Passing Attempts	62	9/30	at Indianapolis	22	9/16	at Tennessee
Passing Completions	40	9/30	at Indianapolis	15	9/16	at Tennessee
Passing Touchdowns	4	9/30	at Indianapolis	1	10/7 10/14 10/21	Dallas Buffalo at Jacksonville
Passing Yards Average	8	9/16	at Tennessee	4.1	10/21	at Jacksonville
Passes Thrown for Interception	2	10/7	Dallas	0	9/16 9/23 9/30	at Tennessee N.Y. Giants at Indianapolis
Times Sacked	4	9/23	N.Y. Giants	1	9/16	at Tennessee
Sack Yards Lost	32	9/23	N.Y. Giants	8	9/16	at Tennessee
Total Punts	6	9/9	at New England	4	9/23	N.Y. Giants
Total Punt Yards	281	9/9	at New England	198	9/23	N.Y. Giants
Punt Gross Average Yards	52.2	9/16	at Tennessee	40.5	10/14	Buffalo
Punt Net Average Yards	47.2	9/16	at Tennessee	33.7	10/14	Buffalo
Punt Returns	3	10/14	Buffalo	1	9/9 9/16 9/30 10/21	at New England at Tennessee at Indianapolis at Jacksonville
Punt Return Yards	22	10/7	Dallas	0	9/9	at New England
Total Penalties	12	10/14	Buffalo	2	10/21	at Jacksonville
Penalty Yards	104	10/14	Buffalo	15	10/21	at Jacksonville
Total Fumbles	3	9/9	at New England	0	10/7	Dallas
Fumbles Lost	2	9/9	at New England	0	9/16 9/23 10/7	at Tennessee N.Y. Giants Dallas
Time of Possession	35:30	9/23	N.Y. Giants	29:56	9/30	at Indianapolis

INDIVIDUAL SINGLE-GAME HIGHS

Texans : Offense

(As of Oct 22, 2018, 1:53 pm PDT)

2018 : Regular Season

	DATE	OPPONENT	VALUE	WHO
Rushing Yards	10/21	at Jacksonville	100	Lamar Miller
Rushing Attempts	10/21	at Jacksonville	22	Lamar Miller
Rushing Touchdowns	9/9	at New England	1	Alfred Blue
	9/30	at Indianapolis	1	Deshaun Watson
	10/21	at Jacksonville	1	Lamar Miller
Longest Touchdown Run	9/30	at Indianapolis	5	Deshaun Watson
	10/21	at Jacksonville	5	Lamar Miller
Longest Run from Scrimmage	9/9	at New England	31	Lamar Miller
Passing Yards	9/23	N.Y. Giants	385	Deshaun Watson
Passing Attempts	10/7	Dallas	44	Deshaun Watson
Passing Completions	10/7	Dallas	33	Deshaun Watson
Passing Yards per Attempt	9/16	at Tennessee	9.7	Deshaun Watson
Longest Pass Completion	10/7	Dallas	49	Deshaun Watson
Passing Touchdowns	9/16	at Tennessee	2	Deshaun Watson
	9/23	N.Y. Giants	2	Deshaun Watson
	9/30	at Indianapolis	2	Deshaun Watson
Longest Touchdown Pass	9/16	at Tennessee	39	Deshaun Watson
Most Interceptions Thrown	10/14	Buffalo	2	Deshaun Watson
Times Sacked	10/14	Buffalo	7	Deshaun Watson
	9/30	at Indianapolis	7	Deshaun Watson
Sacked Yards Lost	10/14	Buffalo	35	Deshaun Watson
Rating	9/16	at Tennessee	107.6	Deshaun Watson
Receptions	9/30	at Indianapolis	11	Keke Coutee
Receiving Yards	9/30	at Indianapolis	169	DeAndre Hopkins
Receiving Touchdowns	10/14	Buffalo	1	DeAndre Hopkins
	10/7	Dallas	1	Keke Coutee
	9/9	at New England	1	Bruce Ellington
	9/16	at Tennessee	1	Will Fuller V
	9/16	at Tennessee	1	DeAndre Hopkins
	9/23	N.Y. Giants	1	Will Fuller V
	9/23	N.Y. Giants	1	Lamar Miller
	9/30	at Indianapolis	1	Will Fuller V
	9/30	at Indianapolis	1	DeAndre Hopkins
	10/21	at Jacksonville	1	DeAndre Hopkins
Longest Reception	10/7	Dallas	49	DeAndre Hopkins
Longest Reception Touchdown	9/16	at Tennessee	39	Will Fuller V
Yards After Catch	9/30	at Indianapolis	92	Keke Coutee
Pass Target	9/30	at Indianapolis	15	Keke Coutee

HOUSTON TEXANS RECORD WHEN...

CATEGORY	2018 SEASON W-L	ALL-TIME W-L
TEXANS AT NRG STADIUM	2-1	68-63
TEXANS ON THE ROAD	2-2	46-86
TEXANS ON GRASS	1-1	85-98
TEXANS ON ARTIFICIAL TURF	3-2	29-51
TEXANS IN DOMES	0-0	2-13
TEXANS IN RETRACTABLE ROOF STADIUMS	3-1	71-74
TEXANS OUTDOORS	1-2	41-62
NRG STADIUM ROOF OPEN	0-0	24-21
NRG STADIUM ROOF CLOSED	2-1	44-42
TEXANS SCORE FIRST	2-1	75-50
OPPONENT SCORES FIRST	2-2	39-99
TEXANS SCORE ON FIRST POSSESSION	1-1	42-37
TEXANS SCORE 20 OR MORE POINTS	3-2	91-56
TEXANS SCORE 19 OR LESS POINTS	1-1	23-93
TEXANS ALLOW 20 OR MORE	1-3	32-134
TEXANS ALLOW 19 OR LESS POINTS	3-0	82-15
TEXANS LEAD AFTER 1ST QUARTER	3-0	61-37
TEXANS TRAIL AFTER 1ST QUARTER	1-3	27-88
SCORE TIED AFTER 1ST QUARTER	0-0	26-24
TEXANS LEAD AT HALFTIME	4-0	76-31
TEXANS TRAIL AT HALFTIME	0-3	31-109
SCORE TIED AT HALFTIME	0-0	7-9
TEXANS LEAD AFTER 3RD QUARTER	3-0	83-21
TEXANS TRAIL AFTER 3RD QUARTER	0-3	20-116
SCORE TIED AFTER 3RD QUARTER	1-0	11-12
GAME GOES TO OVERTIME	2-0	7-9
TEXANS HAVE + TURNOVER RATIO	2-1	71-19
TEXANS HAVE - TURNOVER RATIO	0-2	20-96
TURNOVER RATIO EVEN	2-0	23-34
TEXANS HAVE 30:00+ TOP	2-0	92-49
TEXANS HAVE LESS THAN 30:00 TOP	2-3	22-100
TEXANS HAVE 100-YARD RUSHER	1-0	41-25
TEXANS HAVE 300 NET PASSING YARDS	2-1	14-24
TEXANS HAVE 1 100-YARD RECEIVER	1-1	39-42
TEXANS HAVE 2 100-YARD RECEIVERS	1-1	4-7
TEXANS WIN COIN TOSS	4-1	56-81
TEXANS LOSE COIN TOSS	0-2	58-68
TEXANS WEARING BLUE JERSEYS	1-1	49-49
TEXANS WEARING WHITE JERSEYS	2-1	52-89
TEXANS WEARING RED JERSEYS	1-0	11-9
TEXANS WEARING ALL-WHITE	0-1	7-8
TEXANS WEARING ALL-BLUE	0-0	7-6
TEXANS WEARING ALL-RED	0-0	2-2
TEXANS WEARING COLOR RUSH	0-0	1-0

CATEGORY	2018 SEASON W-L	ALL-TIME W-L
IN SEPTEMBER	1-3	25-32
IN OCTOBER	3-0	31-34
IN NOVEMBER	0-0	26-37
IN DECEMBER	0-0	29-42
IN JANUARY	0-0	3-4
ON SUNDAY NIGHT	1-0	4-8
ON THURSDAY NIGHT	0-0	2-6
ON MONDAY NIGHT	0-0	4-8
ON SATURDAY	0-0	1-1
DAY GAMES	3-3	103-127
NIGHT GAMES	1-0	11-22
VS. AFC SOUTH OVERALL	2-1	43-56
VS. AFC SOUTH AT HOME	0-0	25-23
VS. AFC SOUTH ON THE ROAD	2-1	18-33
VS. AFC	3-2	87-110
VS. AFC NORTH	0-0	16-18
VS. AFC EAST	1-1	15-18
VS. AFC WEST	0-0	13-18
VS. NFC	1-1	27-39
VS. NFC EAST	1-1	5-13
VS. NFC SOUTH	0-0	9-7
VS. NFC NORTH	0-0	8-8
VS. NFC WEST	0-0	5-11

TEAM SEASON TOTALS

Texans

(As of Oct 22, 2018, 1:53 pm PDT)

2018 : Regular Season

TEXANS																								
		FIRST DOWNS				OFFENSE			NET PASSING							NET RUSHING				PEN		FUMBLES		
DATE	OPPONENT	T	R	P	PN	AT	YDS	AVG	A	C	I	YDS	TD	SK	YDS	AT	YDS	AVG	TD	NO	YD	NO	LST	TOP
9/9	at New England	21	10	8	3	71	325	4.60	34	17	1	158	1	3	18	34	167	4.90	1	6	44	1	1	28:50
9/16	at Tennessee	21	6	13	2	62	437	7.00	32	22	1	289	2	4	21	26	148	5.70	0	11	88	2	0	29:38
9/23	N.Y. Giants	21	2	18	1	62	427	6.90	40	24	1	368	2	3	17	19	59	3.10	0	7	50	1	1	24:30
9/30	at Indianapolis	30	6	23	1	84	466	5.50	42	29	1	347	2	7	28	35	119	3.40	1	10	54	0	0	40:04
10/7	Dallas	25	4	18	3	76	462	6.10	44	33	1	374	1	1	1	31	88	2.80	0	5	25	2	1	36:38
10/14	Buffalo	15	3	9	3	57	216	3.80	26	15	2	142	1	7	35	24	74	3.10	0	6	50	3	1	27:00
10/21	at Jacksonville	15	7	7	1	62	272	4.40	24	12	0	131	1	1	8	37	141	3.80	1	6	35	2	0	29:35
10/25	Miami	--	--	--	--	--	--	--	--	--	--	--	--	--	--	--	--	--	--	--	--	--	--	--
11/4	at Denver	--	--	--	--	--	--	--	--	--	--	--	--	--	--	--	--	--	--	--	--	--	--	--
11/18	at Washington	--	--	--	--	--	--	--	--	--	--	--	--	--	--	--	--	--	--	--	--	--	--	--
11/26	Tennessee	--	--	--	--	--	--	--	--	--	--	--	--	--	--	--	--	--	--	--	--	--	--	--
12/2	Cleveland	--	--	--	--	--	--	--	--	--	--	--	--	--	--	--	--	--	--	--	--	--	--	--
12/9	Indianapolis	--	--	--	--	--	--	--	--	--	--	--	--	--	--	--	--	--	--	--	--	--	--	--
12/15	at N.Y. Jets	--	--	--	--	--	--	--	--	--	--	--	--	--	--	--	--	--	--	--	--	--	--	--
12/23	at Philadelphia	--	--	--	--	--	--	--	--	--	--	--	--	--	--	--	--	--	--	--	--	--	--	--
12/30	Jacksonville	--	--	--	--	--	--	--	--	--	--	--	--	--	--	--	--	--	--	--	--	--	--	--
	2018 TOTALS:	148	38	96	14	474	2,605	5.47	242	152	7	1,809	10	26	128	206	796	3.83	3	51	346	11	4	--

OPPONENT SEASON TOTALS

Opponent

(As of Oct 22, 2018, 1:53 pm PDT)

2018 : Regular Season

OPPONENT																									
		FIRST DOWNS				OFFENSE			NET PASSING							NET RUSHING				PEN		FUMBLES			
DATE	OPPONENT	T	R	P	PN	AT	YDS	AVG	A	C	I	YDS	TD	SK	YDS	AT	YDS	AVG	TD	NO	YD	NO	LST	TOP	
9/9	at New England	23	5	16	2	72	389	5.40	39	26	1	267	3	2	10	31	122	3.90	0	6	36	3	2	31:10	
9/16	at Tennessee	15	7	7	1	57	283	5.00	22	15	0	183	2	1	8	34	100	2.90	0	8	70	1	0	30:22	
9/23	N.Y. Giants	21	4	16	1	60	379	6.30	29	25	0	265	2	4	32	27	114	4.20	1	3	20	2	0	35:30	
9/30	at Indianapolis	28	3	23	2	83	478	5.80	62	40	0	437	4	4	27	17	41	2.40	0	10	85	3	2	29:56	
10/7	Dallas	14	6	8	0	60	292	4.90	29	18	2	194	1	2	14	29	98	3.40	0	7	72	0	0	31:32	
10/14	Buffalo	12	4	8	0	58	229	3.90	29	16	2	129	1	2	16	27	100	3.70	0	12	104	2	1	33:00	
10/21	at Jacksonville	15	4	11	0	68	259	3.80	42	27	1	189	1	4	28	22	70	3.20	0	2	15	3	2	30:25	
10/25	Miami	--	--	--	--	--	--	--	--	--	--	--	--	--	--	--	--	--	--	--	--	--	--	--	
11/4	at Denver	--	--	--	--	--	--	--	--	--	--	--	--	--	--	--	--	--	--	--	--	--	--	--	
11/18	at Washington	--	--	--	--	--	--	--	--	--	--	--	--	--	--	--	--	--	--	--	--	--	--	--	
11/26	Tennessee	--	--	--	--	--	--	--	--	--	--	--	--	--	--	--	--	--	--	--	--	--	--	--	
12/2	Cleveland	--	--	--	--	--	--	--	--	--	--	--	--	--	--	--	--	--	--	--	--	--	--	--	
12/9	Indianapolis	--	--	--	--	--	--	--	--	--	--	--	--	--	--	--	--	--	--	--	--	--	--	--	
12/15	at N.Y. Jets	--	--	--	--	--	--	--	--	--	--	--	--	--	--	--	--	--	--	--	--	--	--	--	
12/23	at Philadelphia	--	--	--	--	--	--	--	--	--	--	--	--	--	--	--	--	--	--	--	--	--	--	--	
12/30	Jacksonville	--	--	--	--	--	--	--	--	--	--	--	--	--	--	--	--	--	--	--	--	--	--	--	
	2018 TOTALS:	128	33	89	6	458	2,309	5.01	252	167	6	1,664	14	19	135	187	645	3.39	1	48	402	14	7	--	

QUARTER-BY-QUARTER SCORING

(As of Oct 22, 2018, 1:53 pm PDT)

2018 : Regular Season

TEXANS									OPPONENTS					
DATE	OPPONENT	W/L	1ST	2ND	3RD	4TH	OT	TOTAL	1ST	2ND	3RD	4TH	OT	TOTAL
9/9	at New England	L	3	3	7	7	0	20	7	14	3	3	0	27
9/16	at Tennessee	L	0	7	3	7	0	17	14	0	0	6	0	20
9/23	N.Y. Giants	L	3	3	3	13	0	22	7	13	0	7	0	27
9/30	at Indianapolis	W	14	7	7	3	6	37	7	3	7	14	3	34
10/7	Dallas	W	0	10	3	3	3	19	6	0	7	3	0	16
10/14	Buffalo	W	7	3	0	10	0	20	0	0	6	7	0	13
10/21	at Jacksonville	W	6	7	7	0	0	20	0	0	7	0	0	7
10/25	Miami	--	--	--	--	--	--	--	--	--	--	--	--	--
11/4	at Denver	--	--	--	--	--	--	--	--	--	--	--	--	--
11/18	at Washington	--	--	--	--	--	--	--	--	--	--	--	--	--
11/26	Tennessee	--	--	--	--	--	--	--	--	--	--	--	--	--
12/2	Cleveland	--	--	--	--	--	--	--	--	--	--	--	--	--
12/9	Indianapolis	--	--	--	--	--	--	--	--	--	--	--	--	--
12/15	at N.Y. Jets	--	--	--	--	--	--	--	--	--	--	--	--	--
12/23	at Philadelphia	--	--	--	--	--	--	--	--	--	--	--	--	--
12/30	Jacksonville	--	--	--	--	--	--	--	--	--	--	--	--	--
2018 TOTALS:		4-3	33	40	30	43	9	155	41	30	30	40	3	144

REDZONE POSSESSIONS

2018 REGULAR SEASON					
		INSIDE THE 20		GOAL TO GO SITUATIONS	
DATE	OPPONENT	OFFENSE	DEFENSE	OFFENSE	DEFENSE
09/09	at New England	FG - 42 yards FG - 36 yards Downs TD - Run TD - Pass	TD - Pass TD - Pass TD - Pass FG - 35 yards	TD - Run TD - Pass	TD - Pass
09/16	at Tennessee	FG - 34 yards	TD - Pass FG - 31 yards	Field Goal - 34 yards	NONE
09/23	N.Y. Giants	FG - 23 yards FG - 28 yards Interception TD - Pass TD - Pass	TD - Run FG - 30 yards TD - Pass TD - Pass	Field Goal - 23 yards Field Goal - 28 yards Interception TD - Pass TD - Pass	TD - Pass
09/30	at Indianapolis	TD - Pass TD - Pass TD - Run FG - 29 yards FG - 37 yards	TD - Pass TD - Pass TD - Pass TD - Pass	TD - Pass TD - Pass TD - Run	TD - Pass TD - Pass TD - Pass
10/07	Dallas	TD - Pass FG - 20 yards Downs FG - 21 yards FG - 19 yards FG - 36 yards	FG - 27 yards TD - Pass	TD - Pass Field Goal - 20 yards Lost on Downs Field Goal - 21 yards Field Goal - 19 yards	TD - Pass
10/14	Buffalo	TD - Pass FG - 33 yards Interception FG - 27 yards	FG - 23 yards TD - Pass	Field Goal - 27 yards	Field Goal - 23 yards
10/21	at Jacksonville	FG - 44 yards TD - Run TD - Pass	TD - Pass	TD - Run	TD - Pass
10/25	Miami	--	--	--	--
11/04	at Denver	--	--	--	--
11/18	at Washington	--	--	--	--
11/26	Tennessee	--	--	--	--
12/02	Cleveland	--	--	--	--
12/09	Indianapolis	--	--	--	--
12/15	at N.Y. Jets	--	--	--	--
12/23	at Philadelphia	--	--	--	--
12/30	Jacksonville	--	--	--	--

	OFFENSE DEFENSE			OFFENSE DEFENSE	
Inside the 20	29	19	Goal-To-Go Situations	18	8
Scores	25	19	Scores	16	8
Touchdowns	11	14	Touchdowns	9	7
Field Goals	14	5	Field Goals	7	1
Total Points in 20	118	112	Total Points	83	52
Fumbles	0	0	Fumbles	0	0
Interceptions	2	0	Interceptions	1	0
Missed Field Goals	0	0	Missed Field Goals	0	0
Lost on Downs	2	0	Lost on Downs	1	0
End of Half/Game	0	0	End of Half/Game	0	0
TDs Outside	2	1			

TEXANS DRIVE ENGINEERING

Texans

(As of Oct 22, 2018, 1:53 pm PDT)

2018 : Regular Season

TEXANS																					
DATE	OPPONENT	QB	POSS	TD	PAT	2-PT	M-2PT	FG	MFG	BK-FG	PUNT	INT	FUM	SAF	DWNS	HF	GM	PTS	TD%	SCORE%	PTS/POSS
9/9	at New England	D. Watson	15	2	2	0	0	2	0	0	6	1	1	0	1	1	1	20	13.3	26.7	1.33
9/16	at Tennessee	D. Watson	10	2	2	0	0	1	1	0	4	1	0	0	0	0	1	17	20.0	30.0	1.70
9/23	N.Y. Giants	D. Watson	10	2	1	0	1	3	0	0	3	1	1	0	0	0	0	22	20.0	50.0	2.20
9/30	at Indianapolis	D. Watson	14	4	4	0	0	3	1	0	5	1	0	0	0	1	0	37	28.6	42.9	2.64
10/7	Dallas	D. Watson	12	1	1	0	0	4	1	0	3	1	1	0	1	0	0	19	8.3	41.7	1.58
10/14	Buffalo	D. Watson	13	2	2	0	0	2	0	0	5	2	1	0	0	0	2	20	15.4	23.1	1.54
10/21	at Jacksonville	D. Watson	12	2	2	0	0	2	0	0	6	0	0	0	0	1	1	20	16.7	33.3	1.67
10/25	Miami																				
11/4	at Denver																				
11/18	at Washington																				
11/26	Tennessee																				
12/2	Cleveland																				
12/9	Indianapolis																				
12/15	at N.Y. Jets																				
12/23	at Philadelphia																				
12/30	Jacksonville																				
	2018 TOTALS:		86	15	14	0	1	17	3	0	32	7	4	0	2	3	5	155	17.5	35.4	1.81

OPPONENT DRIVE ENGINEERING

Opponent

(As of Oct 22, 2018, 1:53 pm PDT)

2018 : Regular Season

OPPONENTS																					
DATE	OPPONENT	QB	POSS	TD	PAT	2-PT	M-2PT	FG	MFG	BK-FG	PUNT	INT	FUM	SAF	DWNS	HF	GM	PTS	TD%	SCORE%	PTS/POSS
9/9	at New England	T. Brady	13	3	3	0	0	2	0	0	6	1	2	0	0	0	0	27	23.1	38.5	2.08
9/16	at Tennessee	B. Gabbert	10	2	2	0	0	2	0	0	5	0	0	0	0	1	0	20	20.0	40.0	2.00
9/23	N.Y. Giants	E. Manning	10	3	3	0	0	2	0	0	4	0	0	0	0	0	1	27	30.0	50.0	2.70
9/30	at Indianapolis	A. Luck	15	4	3	1	1	2	0	0	5	0	2	0	1	1	0	34	26.7	40.0	2.27
10/7	Dallas	D. Prescott	13	1	1	0	0	3	0	0	5	2	0	0	0	2	0	16	7.7	30.8	1.23
10/14	Buffalo	J. Allen	12	1	1	0	0	2	0	0	6	2	1	0	0	1	0	13	8.3	25.0	1.08
10/21	at Jacksonville	B. Bortles	11	1	1	0	0	0	0	0	6	1	2	0	1	0	0	7	9.1	9.1	0.64
10/25	Miami																				
11/4	at Denver																				
11/18	at Washington																				
11/26	Tennessee																				
12/2	Cleveland																				
12/9	Indianapolis																				
12/15	at N.Y. Jets																				
12/23	at Philadelphia																				
12/30	Jacksonville																				
	2018 TOTALS:		84	15	14	1	1	13	0	0	37	6	7	0	2	5	1	144	17.8	33.3	1.71

3RD DOWN AND...

Texans		(As of Oct 22, 2018, 1:53 pm PDT)										2018 : Regular Season	
DATE	OPPONENT	1	2	3	4	5	6	7	8	9	10	10+	TOTAL
9/9	at New England	1-1		1-1		0-1	0-2		0-1	0-1	0-1	0-3	2-11
9/16	at Tennessee	0-1			1-1	1-1	2-2	1-1	0-1	0-1		0-3	5-11
9/23	N.Y. Giants			2-2	0-2	0-1	1-1		2-2	0-1		0-3	5-12
9/30	at Indianapolis	1-1	1-2	1-1		1-2	1-1	1-1	0-1	2-2	0-2	0-3	8-16
10/7	Dallas	1-4	0-1	1-2	1-2		1-1			1-2		0-3	5-15
10/14	Buffalo	0-1	2-2		0-2	0-1		0-1	0-2			1-4	3-13
10/21	at Jacksonville	2-2	1-2		0-2	3-3	0-1		0-1	0-1	1-2	1-2	8-16
10/25	Miami	--	--	--	--	--	--	--	--	--	--	--	--
11/4	at Denver	--	--	--	--	--	--	--	--	--	--	--	--
11/18	at Washington	--	--	--	--	--	--	--	--	--	--	--	--
11/26	Tennessee	--	--	--	--	--	--	--	--	--	--	--	--
12/2	Cleveland	--	--	--	--	--	--	--	--	--	--	--	--
12/9	Indianapolis	--	--	--	--	--	--	--	--	--	--	--	--
12/15	at N.Y. Jets	--	--	--	--	--	--	--	--	--	--	--	--
12/23	at Philadelphia	--	--	--	--	--	--	--	--	--	--	--	--
12/30	Jacksonville	--	--	--	--	--	--	--	--	--	--	--	--
	2018 TOTALS:	5-10	4-7	5-6	2-9	5-9	5-8	2-3	2-8	3-8	1-5	2-21	36-94
	PERCENTAGE:	50.0%	57.1%	83.3%	22.2%	55.6%	62.5%	66.7%	25.0%	37.5%	20.0%	9.5%	38.3%

4TH DOWN AND...

Texans		(As of Oct 22, 2018, 1:53 pm PDT)										2018 : Regular Season	
DATE	OPPONENT	1	2	3	4	5	6	7	8	9	10	10+	TOTAL
9/9	at New England					0-1							0-1
9/16	at Tennessee												
9/23	N.Y. Giants				1-1				1-1				2-2
9/30	at Indianapolis							1-1					1-1
10/7	Dallas	0-1											0-1
10/14	Buffalo												
10/21	at Jacksonville												
10/25	Miami	--	--	--	--	--	--	--	--	--	--	--	--
11/4	at Denver	--	--	--	--	--	--	--	--	--	--	--	--
11/18	at Washington	--	--	--	--	--	--	--	--	--	--	--	--
11/26	Tennessee	--	--	--	--	--	--	--	--	--	--	--	--
12/2	Cleveland	--	--	--	--	--	--	--	--	--	--	--	--
12/9	Indianapolis	--	--	--	--	--	--	--	--	--	--	--	--
12/15	at N.Y. Jets	--	--	--	--	--	--	--	--	--	--	--	--
12/23	at Philadelphia	--	--	--	--	--	--	--	--	--	--	--	--
12/30	Jacksonville	--	--	--	--	--	--	--	--	--	--	--	--
	2018 TOTALS:	0-1			1-1	0-1		1-1	1-1				3-5
	PERCENTAGE:	0.0%			100.0%	0.0%		100.0%	100.0%				60.0%

TAKEAWAY/GIVEAWAY CHART

DATE	OPPONENT	HOU +/- RATIO	HOU TAKES	POINTS OFF TAKES	HOU GIVES	POINTS OFF GIVES	POINTS OFF TO RATIO
09/09	at New England	+1	3 (2 FUM, 1 INT)	10	2 (1 FUM, 1 INT)	7	+3
09/16	at Tennessee	-1	0 (0 FUM, 0 INT)	0	1 (0 FUM, 1 INT)	0	0
09/23	N.Y. Giants	-2	0 (0 FUM, 0 INT)	0	2 (1 FUM, 1 INT)	0	0
09/30	at Indianapolis	+1	2 (2 FUM, 0 INT)	14	1 (0 FUM, 1 INT)	0	+14
10/07	Dallas	0	2 (0 FUM, 2 INT)	3	2 (1 FUM, 1 INT)	7	-4
10/14	Buffalo	0	3 (1 FUM, 2 INT)	14	3 (1 FUM, 2 INT)	10	+4
10/21	at Jacksonville	+3	3 (2 FUM, 1 INT)	10	0 (0 FUM, 0 INT)	0	+10
10/25	Miami	--	--	--	--	--	--
11/04	at Denver	--	--	--	--	--	--
11/18	at Washington	--	--	--	--	--	--
11/26	Tennessee	--	--	--	--	--	--
12/02	Cleveland	--	--	--	--	--	--
12/09	Indianapolis	--	--	--	--	--	--
12/15	at N.Y. Jets	--	--	--	--	--	--
12/23	at Philadelphia	--	--	--	--	--	--
12/30	Jacksonville	--	--	--	--	--	--
	TOTALS	+2	13 (7 FUM, 6 INT)	51	11 (4 FUM, 7 INT)	24	+27

DRIVE CHARTS

2018 REGULAR SEASON

WEEK 1: TEXANS 20, PATRIOTS 27

SEPTEMBER 9, 2018

TEXANS													PATRIOTS												
#	RECD	LOST	POSS	OBTAINED	BEGAN	PLAYS	YDS	PEN	NET	1ST	ENDED	GIVEN UP	#	RECD	LOST	POSS	OBTAINED	BEGAN	PLAYS	YDS	PEN	NET	1ST	ENDED	GIVEN UP
1	13:04	12:58	0:06	Punt	HOU 22	1	-3	0	-3	0	HOU 22	Fumble	1	15:00	13:04	1:56	Kickoff	NE 25	3	8	0	8	0	NE 33	Punt
2	11:50	10:21	1:29	Kickoff	HOU 27	3	4	0	4	0	HOU 31	Punt	2	12:58	11:50	1:08	Fumble	HOU 19	3	24	-5	19	1	HOU 21	Touchdown
3	07:51	05:39	2:12	Punt	HOU 9	6	48	0	48	2	NE 43	Punt	3	10:21	07:51	2:30	Punt	NE 33	5	18	0	18	1	HOU 49	Punt
4	04:06	02:33	1:33	Interception	NE 17	4	-7	0	-7	0	NE 24	Field Goal	4	05:39	04:06	1:33	Punt	NE 6	3	9	-5	4	0	NE 10	Interception
5	12:38	09:01	3:37	Kickoff	HOU 37	9	44	0	44	2	NE 19	Field Goal	5	02:33	12:38	4:55	Kickoff	NE 25	10	61	14	75	6	HOU 12	Touchdown
6	07:09	05:30	1:39	Punt	HOU 34	4	24	0	24	1	NE 42	Interception	6	09:01	07:09	1:52	Kickoff	NE 18	6	12	0	12	1	NE 30	Punt
7	04:24	01:28	2:56	Punt	HOU 34	6	29	-15	14	1	HOU 48	Punt	7	05:30	04:24	1:06	Interception	NE 20	3	6	0	6	0	NE 26	Punt
8	00:14	00:00	0:14	Kickoff	HOU 30	1	-1	0	-1	0	HOU 30	End Half	8	01:28	00:14	1:14	Punt	NE 22	8	78	0	78	5	HOU 4	Touchdown
9	15:00	12:54	2:06	Kickoff	HOU 28	3	9	0	9	0	HOU 37	Punt	9	12:54	12:09	0:45	Punt	NE 21	2	29	0	29	0	NE 25	Fumble
10	12:09	09:52	2:17	Fumble	HOU 45	7	38	0	38	2	NE 17	Downs	10	09:52	06:02	3:50	Downs	NE 17	10	58	5	63	3	HOU 20	Field Goal
11	06:02	01:52	4:10	Kickoff	HOU 32	10	73	-5	68	6	NE 1	Touchdown	11	01:52	09:48	7:04	Kickoff	NE 25	13	58	0	58	5	HOU 17	Field Goal
12	09:48	07:09	2:39	Kickoff	HOU 31	5	20	0	20	1	NE 49	Punt	12	07:09	05:17	1:52	Punt	NE 12	3	8	0	8	0	NE 20	Punt
13	05:17	04:32	0:45	Punt	HOU 34	3	2	0	2	0	HOU 36	Punt	13	02:08	00:43	1:25	Kickoff	NE 25	5	20	0	20	1	NE 45	Punt
14	04:32	02:08	2:24	Muffed Punt	NE 16	6	15	1	16	3	NE 5	Touchdown													
15	00:43	00:00	0:43	Punt	HOU 1	5	27	15	42	3	HOU 43	End Game													

WEEK 2: TEXANS 17, TITANS 20

SEPTEMBER 16, 2018

TEXANS													TITANS												
#	RECD	LOST	POSS	OBTAINED	BEGAN	PLAYS	YDS	PEN	NET	1ST	ENDED	GIVEN UP	#	RECD	LOST	POSS	OBTAINED	BEGAN	PLAYS	YDS	PEN	NET	1ST	ENDED	GIVEN UP
1	15:00	12:05	2:55	Kickoff	HOU 25	5	13	-5	8	1	HOU 33	Punt	1	12:05	09:51	2:14	Punt	TEN 16	5	79	5	84	2	TEN 34	Touchdown
2	09:51	05:10	4:41	Kickoff	HOU 25	8	28	11	39	2	TEN 36	Missed FG	2	05:10	00:35	4:35	Missed FG	TEN 44	9	56	0	56	4	HOU 18	Touchdown
3	00:35	12:14	3:21	Kickoff	HOU 25	7	53	-15	38	2	TEN 37	Interception	3	12:14	08:54	3:20	Interception	TEN 20	6	19	0	19	1	TEN 39	Punt
4	08:54	07:36	1:18	Punt	HOU 12	3	9	0	9	0	HOU 21	Punt	4	07:36	03:28	4:08	Punt	TEN 22	7	14	-23	-9	1	TEN 13	Punt
5	03:28	00:58	2:30	Punt	HOU 47	6	68	-15	53	3	TEN 28	Touchdown	5	00:58	00:00	0:58	Kickoff	TEN 25	3	9	0	9	0	TEN 28	End Half
6	13:25	08:17	5:08	Punt	HOU 4	10	58	0	58	3	TEN 38	Punt	6	15:00	13:25	1:35	Kickoff	TEN 25	3	6	0	6	0	TEN 31	Punt
7	06:39	02:39	4:00	Punt	HOU 48	9	36	0	36	3	TEN 16	Field Goal	7	08:17	06:39	1:38	Punt	TEN 5	3	5	0	5	0	TEN 10	Punt
8	00:08	13:25	1:43	Punt	HOU 30	5	70	0	70	3	TEN 39	Touchdown	8	02:39	00:08	2:31	Kickoff	TEN 25	3	-3	-5	-8	0	TEN 17	Punt
9	09:43	06:41	3:02	Kickoff	HOU 25	6	38	0	38	2	TEN 37	Punt	9	13:25	09:43	3:42	Kickoff	TEN 25	8	36	15	51	3	HOU 24	Field Goal
10	01:00	00:00	1:00	Kickoff	HOU 25	5	54	0	54	2	HOU 48	End Game	10	06:41	01:00	5:41	Punt	TEN 25	12	62	0	62	4	HOU 13	Field Goal

WEEK 3: TEXANS 22, GIANTS 27

SEPTEMBER 23, 2018

TEXANS													GIANTS												
#	RECD	LOST	POSS	OBTAINED	BEGAN	PLAYS	YDS	PEN	NET	1ST	ENDED	GIVEN UP	#	RECD	LOST	POSS	OBTAINED	BEGAN	PLAYS	YDS	PEN	NET	1ST	ENDED	GIVEN UP
1	15:00	10:10	4:50	Kickoff	HOU 26	11	69	0	69	4	NYG 5	Field Goal	1	10:10	04:10	6:00	Kickoff	NYG 25	10	80	-5	75	5	HOU 15	Touchdown
2	04:10	02:03	2:07	Kickoff	HOU 22	3	11	-5	6	0	HOU 28	Punt	2	02:03	11:49	5:14	Punt	NYG 16	9	48	10	58	3	HOU 26	Field Goal
3	11:49	10:34	1:15	Kickoff	HOU 25	3	6	-5	1	0	HOU 26	Punt	3	10:34	04:35	5:59	Punt	NYG 24	10	64	0	64	3	HOU 12	Field Goal
4	04:35	03:16	1:19	Kickoff	HOU 25	3	4	0	4	0	HOU 29	Punt	4	03:16	01:20	1:56	Punt	NYG 29	6	71	0	71	3	HOU 16	Touchdown
5	01:20	00:00	1:20	Kickoff	HOU 25	9	70	-5	65	4	NYG 10	Field Goal	5	15:00	11:54	3:06	Kickoff	NYG 22	5	15	0	15	1	NYG 37	Punt
6	11:54	08:41	3:13	Punt	HOU 24	7	41	0	41	1	NYG 35	Field Goal	6	08:41	05:42	2:59	Kickoff	NYG 9	4	20	0	20	1	NYG 29	Punt
7	05:42	03:47	1:55	Punt	HOU 45	5	28	0	28	1	NYG 33	Fumble	7	03:47	01:57	1:50	Fumble	NYG 25	4	1	-10	-9	0	NYG 16	Punt
8	01:57	14:05	2:52	Punt	HOU 39	5	46	-10	36	3	NYG 25	Interception	8	14:05	11:09	2:56	Interception	NYG 20	4	4	0	4	1	NYG 24	Punt
9	11:09	07:37	3:32	Punt	HOU 33	7	77	-10	67	4	NYG 6	Touchdown	9	07:37	02:08	5:29	Kickoff	NYG 23	9	77	0	77	4	HOU 7	Touchdown
10	02:08	00:01	2:07	Kickoff	HOU 25	12	75	0	75	4	NYG 4	Touchdown	10	00:01	00:00	0:01	Kickoff	NYG 29	1	-1	0	-1	0	NYG 29	End Game

WEEK 4: TEXANS 37, COLTS 34

SEPTEMBER 30, 2018

TEXANS													COLTS												
#	RECD	LOST	POSS	OBTAINED	BEGAN	PLAYS	YDS	PEN	NET	1ST	ENDED	GIVEN UP	#	RECD	LOST	POSS	OBTAINED	BEGAN	PLAYS	YDS	PEN	NET	1ST	ENDED	GIVEN UP
1	11:17	05:35	5:42	Kickoff	HOU 25	9	31	-5	26	2	IND 49	Punt	1	15:00	11:17	3:43	Kickoff	IND 25	7	75	0	75	4	HOU 4	Touchdown
2	03:12	01:45	1:27	Punt	HOU 48	5	52	0	52	3	IND 3	Touchdown	2	05:35	05:19	0:16	Punt	IND 2	2	-2	0	-2	0	IND 2	Fumble
3	14:12	11:59	2:13	Punt	HOU 15	5	40	0	40	2	IND 45	Punt	3	05:19	03:12	2:07	Kickoff	IND 24	3	-9	-5	-14	0	IND 10	Punt
4	10:46	08:50	1:56	Punt	HOU 24	4	20	0	20	1	HOU 44	Punt	4	01:45	14:12	2:33	Kickoff	IND 25	8	18	5	23	2	IND 48	Punt
5	07:18	01:53	5:25	Punt	HOU 46	10	11	0	11	2	IND 43	Punt	5	11:59	10:46	1:13	Punt	IND 14	6	22	0	22	1	IND 36	Punt
6	01:47	01:08	0:39	Fumble	IND 8	2	8	0	8	1	IND 5	Touchdown	6	08:50	07:18	1:32	Punt	IND 9	3	1	0	1	0	IND 10	Punt
7	00:02	00:00	0:02	Kickoff		0	0	0	0	0		End Half	7	01:53	01:47	0:06	Punt	IND 12	1	-4	0	-4	0	IND 12	Fumble
8	15:00	06:39	8:21	Kickoff	HOU 21	15	84	-5	79	8	IND 5	Touchdown	8	01:08	00:02	1:06	Kickoff	IND 30	6	36	10	46	2	HOU 24	Field Goal
9	05:14	04:35	0:39	Kickoff	HOU 21	2	14	0	14	1	HOU 35	Interception	9	06:39	05:14	1:25	Kickoff	IND 25	5	70	5	75	4	HOU 14	Touchdown
10	02:42	14:03	3:39	Punt	HOU 6	7	35	0	35	2	HOU 41	Punt	10	04:35	02:42	1:53	Interception	HOU 45	3	3	-5	-2	0	HOU 47	Punt
11	07:41	02:58	4:43	Kickoff	HOU 24	10	54	0	54	2	IND 22	Field Goal	11	14:03	07:41	6:22	Punt	IND 27	13	103	-30	73	6	HOU 5	Touchdown
12	00:45	00:01	0:44	Kickoff	HOU 25	4	34	0	34	1	IND 41	Missed FG	12	02:58	00:45	2:13	Kickoff	IND 15	9	85	0	85	5	HOU 9	Touchdown
13	06:00	01:50	4:10	Kickoff	HOU 30	12	59	0	59	4	IND 11	Field Goal	13	00:01	00:00	0:01	Missed FG	IND 49	1	0	0	0	0	IND 49	End Half
14	00:24	00:00	0:24	Downs	IND 43	3	24	0	24	1	IND 19	Field Goal	14	10:00	06:00	4:00	Kickoff	IND 25	13	50	0	50	3	HOU 25	Field Goal

DRIVE CHARTS

WEEK 5: TEXANS 19, COWBOYS 16

OCTOBER 7, 2018

TEXANS													COWBOYS												
#	RECD	LOST	POSS	OBTAINED	BEGAN	PLAYS	YDS	PEN	NET	1ST	ENDED	GIVEN UP	#	RECD	LOST	POSS	OBTAINED	BEGAN	PLAYS	YDS	PEN	NET	1ST	ENDED	GIVEN UP
1	10:03	05:48	4:15	Kickoff	HOU 25	8	45	0	45	3	DAL 30	Missed FG	1	15:00	10:03	4:57	Kickoff	DAL 25	9	66	0	66	2	HOU 9	Field Goal
2	03:10	13:40	4:30	Kickoff	HOU 30	8	70	0	70	3	DAL 1	Touchdown	2	05:48	03:10	2:38	Missed FG	DAL 38	5	37	0	37	1	HOU 25	Field Goal
3	11:57	06:00	5:57	Punt	HOU 19	12	69	10	79	5	DAL 2	Field Goal	3	13:40	11:57	1:43	Kickoff	DAL 25	4	20	0	20	1	DAL 45	Punt
4	01:31	00:03	1:28	Interception	HOU 31	8	67	0	67	3	DAL 1	Downs	4	06:00	01:31	4:29	Kickoff	DAL 25	10	36	0	36	3	HOU 39	Interception
5	15:00	13:51	1:09	Kickoff	HOU 25	3	5	0	5	0	HOU 31	Fumble	5	00:03	00:00	0:03	Downs	DAL 2	1	-1	0	-1	0	DAL 2	End Half
6	11:52	09:26	2:26	Kickoff	HOU 25	4	14	0	14	1	HOU 39	Punt	6	13:51	11:52	1:59	Fumble	HOU 16	5	16	0	16	2	HOU 3	Touchdown
7	07:55	05:02	2:53	Interception	DAL 29	8	26	0	26	2	DAL 3	Field Goal	7	09:26	07:55	1:31	Punt	DAL 20	3	2	0	2	0	DAL 22	Interception
8	02:31	00:57	1:34	Punt	HOU 24	3	9	0	9	0	HOU 33	Punt	8	05:02	02:31	2:31	Kickoff	DAL 25	5	15	0	15	1	DAL 40	Punt
9	13:29	08:31	4:58	Punt	HOU 40	9	27	32	59	4	DAL 1	Field Goal	9	00:57	13:29	2:28	Punt	DAL 15	4	23	-10	13	1	DAL 28	Punt
10	05:39	03:25	2:14	Kickoff	HOU 25	3	5	0	5	0	HOU 30	Punt	10	08:31	05:39	2:52	Kickoff	DAL 25	5	45	0	45	1	HOU 30	Field Goal
11	01:41	00:10	1:31	Punt	HOU 10	7	41	0	41	2	DAL 49	Interception	11	03:25	01:41	1:44	Punt	DAL 45	3	0	0	0	0	DAL 45	Punt
12	05:33	01:50	3:43	Punt	HOU 10	8	72	0	72	2	DAL 18	Field Goal	12	00:10	00:00	0:10	Interception	DAL 47	2	0	0	0	0	DAL 47	End Half

WEEK 6: TEXANS 20, BILLS 13

OCTOBER 14, 2018

TEXANS													BILLS												
#	RECD	LOST	POSS	OBTAINED	BEGAN	PLAYS	YDS	PEN	NET	1ST	ENDED	GIVEN UP	#	RECD	LOST	POSS	OBTAINED	BEGAN	PLAYS	YDS	PEN	NET	1ST	ENDED	GIVEN UP
1	11:07	07:35	3:32	Punt	HOU 5	6	16	5	21	2	HOU 26	Punt	1	15:00	11:07	3:53	Kickoff	BUF 22	7	37	-5	32	2	HOU 46	Punt
2	07:35	04:43	2:52	Muffed Punt	BUF 29	5	39	-10	29	2	BUF 13	Touchdown	2	04:43	01:15	3:28	Kickoff	BUF 23	5	9	0	9	1	BUF 32	Punt
3	01:15	13:41	2:34	Punt	HOU 20	6	21	0	21	2	HOU 41	Punt	3	13:41	10:13	3:28	Punt	BUF 34	6	13	0	13	1	BUF 47	Blocked Punt
4	10:13	08:33	1:40	Blocked Punt	BUF 21	4	7	0	7	0	BUF 14	Field Goal	4	08:33	05:49	2:44	Kickoff	BUF 25	3	-3	-16	-19	0	BUF 6	Punt
5	05:49	00:39	5:10	Punt	HOU 40	10	32	0	32	3	BUF 28	Interception	5	00:39	00:00	0:39	Interception	BUF 20	1	-3	0	-3	0	BUF 20	End Half
6	15:00	14:23	0:37	Kickoff	HOU 30	3	5	0	5	0	HOU 35	Interception	6	14:23	10:12	4:11	Interception	HOU 30	9	26	0	26	2	HOU 4	Field Goal
7	10:12	07:17	2:55	Kickoff	HOU 25	5	23	0	23	1	HOU 48	Punt	7	07:17	04:28	2:49	Punt	BUF 10	3	12	-5	7	0	BUF 17	Punt
8	04:28	03:31	0:57	Punt	HOU 31	3	3	0	3	0	HOU 34	Punt	8	03:31	02:12	1:19	Punt	BUF 21	5	45	0	45	1	HOU 34	Field Goal
9	02:12	00:46	1:26	Kickoff	HOU 25	3	7	0	7	0	HOU 34	Fumble	9	00:46	13:00	2:46	Fumble	HOU 32	5	32	0	32	2	HOU 16	Touchdown
10	13:00	10:27	2:33	Kickoff	HOU 25	4	16	0	16	1	HOU 41	Punt	10	10:27	03:55	6:32	Punt	BUF 7	9	44	-10	34	2	BUF 41	Punt
11	03:55	01:34	2:21	Punt	HOU 8	9	48	36	84	4	BUF 8	Field Goal	11	01:34	01:23	0:11	Kickoff	BUF 25	2	0	0	0	0	BUF 25	Interception
12	00:23	00:00	0:23	Interception	BUF 21	1	-1	0	-1	0	BUF 21	End Game	12	01:23	00:23	1:00	Kickoff	BUF 13	5	17	0	17	1	BUF 30	Interception
13	00:23	00:00	0:23	Interception	BUF 21	1	-1	0	-1	0	BUF 21	End Game													

WEEK 7: TEXANS 20, JAGUARS 7

OCTOBER 21, 2018

TEXANS													JAGUARS												
#	RECD	LOST	POSS	OBTAINED	BEGAN	PLAYS	YDS	PEN	NET	1ST	ENDED	GIVEN UP	#	RECD	LOST	POSS	OBTAINED	BEGAN	PLAYS	YDS	PEN	NET	1ST	ENDED	GIVEN UP
1	13:37	10:22	3:15	Fumble	JAX 36	7	10	0	10	1	JAX 26	Field Goal	1	15:00	13:37	1:23	Kickoff	JAX 25	3	9	0	9	0	JAX 31	Fumble
2	07:25	02:39	4:46	Punt	HOU 20	9	61	-10	51	2	JAX 29	Field Goal	2	10:22	07:25	2:57	Kickoff	JAX 25	6	38	0	38	1	HOU 37	Punt
3	01:06	13:11	2:55	Punt	HOU 18	6	34	-5	29	1	HOU 47	Punt	3	02:39	01:06	1:33	Kickoff	JAX 25	3	3	0	3	0	JAX 28	Punt
4	10:26	05:31	4:55	Punt	HOU 40	9	60	0	60	5	JAX 5	Touchdown	4	13:11	10:26	2:45	Punt	JAX 10	4	24	0	24	1	JAX 34	Punt
5	01:11	00:00	1:11	Punt	HOU 20	3	12	0	12	1	HOU 29	End Half	5	05:31	01:11	4:20	Kickoff	JAX 5	11	40	0	40	3	JAX 45	Punt
6	15:00	12:50	2:10	Kickoff	HOU 25	6	24	-5	19	1	HOU 44	Punt	6	12:50	11:27	1:23	Punt	JAX 1	3	7	0	7	0	JAX 4	Fumble
7	11:27	10:50	0:37	Fumble	JAX 12	2	12	0	12	1	JAX 10	Touchdown	7	10:50	07:55	2:55	Kickoff	JAX 25	6	8	5	13	1	JAX 38	Punt
8	07:55	06:55	1:00	Punt	HOU 7	3	0	0	0	0	HOU 7	Punt	8	06:55	02:18	4:37	Punt	HOU 47	10	47	0	47	4	HOU 6	Touchdown
9	02:18	14:06	3:12	Kickoff	HOU 25	6	27	0	27	1	JAX 48	Punt	9	14:06	12:33	1:33	Punt	JAX 16	3	-2	0	-2	0	JAX 14	Punt
10	12:33	11:19	1:14	Punt	HOU 39	3	4	0	4	0	HOU 43	Punt	10	11:19	05:30	5:49	Punt	JAX 20	12	64	-10	54	4	HOU 26	Interception
11	05:30	02:15	3:15	Interception	HOU 26	8	30	0	30	2	JAX 44	Punt	11	02:15	01:05	1:10	Punt	JAX 15	7	21	0	21	1	JAX 36	Downs
12	01:05	00:00	1:05	Downs	JAX 36	2	-2	0	-2	0	JAX 37	End Game													

COACHES CHALLENGES

ALL-TIME CHALLENGE RESULTS

Category	Won	Lost
Completions	1	7
(Touchdown)	11/14/10 at JAX	9/18/16 vs. KC 9/9/12 vs. MIA 12/13/10 vs. BAL 11/29/09 vs. IND 9/10/06 vs. PHI 9/12/04 vs. SD 9/22/02 vs. IND
Completions	11	20
(No Touchdown)	11/1/10 at IND 12/6/09 at JAX 9/15/13 vs. TEN 9/22/13 at BAL 10/9/14 vs. IND 9/13/15 vs. KC 9/27/15 vs. TB 12/13/15 vs. NE 12/13/15 vs. NE 12/11/17 vs. SF 12/25/17 vs. PIT	12/11/11 at CIN 10/30/11 vs. JAX 10/9/11 vs. OAK 9/30/07 at ATL 11/5/06 at NYG 11/12/06 at JAX 12/24/06 vs. IND 11/14/04 at IND 11/14/04 at IND 11/21/04 vs. GB 10/19/03 vs. NYJ 10/20/14 at PIT 12/21/14 vs. BAL 12/28/14 vs. JAX 9/27/15 vs. TB 11/22/15 vs. NYJ 1/3/16 vs. JAX 12/11/16 at IND 10/8/17 vs. KC 9/24/18 vs. NYG
Interceptions	2	4
	11/13/11 at TB 9/16/07 at CAR	9/21/08 at TEN 9/23/07 vs. IND 10/14/07 at JAX 11/30/02 vs. CIN
Fumbles	7	14
	11/6/11 vs. CLE 10/18/09 at CIN 12/28/08 vs. CHI 9/17/06 at IND 10/15/06 at DAL 12/12/04 vs. IND 9/22/16 at NE	12/4/11 vs. ATL 10/30/11 vs. JAX 10/3/10 at OAK 9/27/09 vs. JAX 9/7/08 at PIT 12/14/08 vs. TEN 9/16/07 at CAR 10/21/07 vs. TEN 11/18/07 vs. NO 11/25/07 at CLE 12/13/07 vs. DEN 9/11/05 at BUF 10/2/05 at CIN 9/7/14 vs. WAS
Spot	8	10
	12/2/06 at OAK 11/30/03 vs. ATL 9/27/09 vs. JAX 9/30/12 vs. TEN 9/15/13 vs. TEN 12/3/17 at TEN 12/17/17 at JAX 10/7/18 vs. DAL	12/20/09 vs. STL 9/7/08 at PIT 12/31/06 vs. CLE 10/10/04 vs. MIN 11/7/04 at DEN 10/13/13 vs. STL 11/24/13 vs. JAX 11/2/14 vs. PHI 11/21/16 at OAK 11/19/17 vs. ARI
Down By Contact	0	1
(No Sack)		9/24/17 at NE
Penalties	0	2
Number of Men on Field		12/30/12 at IND
Running into the kicker		12/20/15 at IND
ALL-TIME RECORD	30	57

CHALLENGE BY YEAR

Year	Won	Lost
2018	1	1
2017	4	3
2016	1	3
2015	5	4
2014	1	4
2013	3	2
2012	1	2
2011	2	5
2010	2	2
2009	3	3
2008	1	4
2007	1	8
2006	3	5
2005	0	2
2004	1	6
2003	1	1
2002	0	2
ALL-TIME RECORD	30	57

YEARLY CHALLENGE SUMMARIES

Category	Won	Lost
Completions (TD)	0	0
Completions (No TD)	0	1
Fumbles	0	0
Spot	1	0
Down By Contact (Sack)	0	0
2018 RECORD	1	1

CHALLENGE DESCRIPTION

9/24/18 vs. NYG (O. Beckham completion)	Lost
10/7/18 vs. DAL (E. Elliott stepped out of bounds)	Won

Category	Won	Lost
Completions (TD)	0	0
Completions (No TD)	2	1
Fumbles	0	0
Spot	2	1
Down By Contact (Sack)	0	1
2017 RECORD	4	3

CHALLENGE DESCRIPTION

9/24/17 at NE (T. Brady down by contact)	Lost
10/8/17 vs. KC (T. Hill completion)	Lost
11/19/17 vs. AZ (punt crossed goal line)	Lost
12/3/17 at TEN (D. Walker spot)	Won
12/10/17 vs. SF (D. Hopkins completion)	Won
12/17/17 at JAX (J. Mickens spot)	Won
12/15/17 vs. PIT (J. Smith-Schuster catch)	Won

Category	Won	Lost
Completions (TD)	0	1
Completions (No TD)	0	1
Fumbles	1	0
Spot	0	1
2016 RECORD	1	3

CHALLENGE DESCRIPTION

9/18/16 vs. KC (D. Hopkins completion)	Lost
9/22/16 at NE (C. Jones fumble)	Won
11/21/16 at OAK (A. Hunt spot)	Lost
12/11/16 at IND (T. Hilton catch)	Lost

Category	2015 Won	Lost
Completions (TD)	0	0
Completions (No TD)	5	3
Interceptions	0	0
Fumbles	0	0
Number of Men on Field	0	0
Running into the kicker	0	1
2015 RECORD	5	4

CHALLENGE DESCRIPTION

9/13/15 vs. KC (J. Maclin completion)	Won
9/13/15 vs. KC (D. Hopkins completion)	Won
9/27/15 vs. TB (M. Evans completion)	Won
9/27/15 vs. TB (L. Murphy completion)	Lost
11/22/15 vs. NYJ (E. Decker completion)	Lost
12/13/15 vs. NE (D. Amendola completion)	Won
12/13/15 vs. NE (J. White completion)	Won
12/20/15 at IND (W. Mercilus penalty)	Lost
1/3/16 vs. JAX (A. Hurns completion)	Lost

Category	2014 Won	Lost
Completions (TD)	0	0
Completions (No TD)	1	3
Interceptions	0	0
Fumbles	0	1
Number of Men on Field	0	0
Spot	0	0
2014 RECORD	1	4

CHALLENGE DESCRIPTION

9/7/14 vs. WAS (A. Morris fumble)	Lost
10/9/14 vs. IND (R. Wayne completion)	Won
10/20/14 at PIT (A. Brown completion)	Lost
12/21/14 vs. BAL (A. Johnson completion)	Lost
12/28/14 vs. JAX (A. Hurns completion)	Lost

Category	2013 Won	Lost
Completions (TD)	0	0
Completions (No TD)	2	0
Interceptions	0	0
Fumbles	0	0
Number of Men on Field	0	0
Spot	1	2
2013 RECORD	3	2

CHALLENGE DESCRIPTION

9/15/13 vs. TEN (Spot. After review, ruled safety)	Won
9/15/13 vs. TEN (M. Schaub pass to A. Johnson)	Won
9/22/13 at BAL (T. Smith catch on sideline)	Won
10/13/13 vs. STL (B. Tate goal line run)	Lost
11/24/13 vs. JAX (D. Johnson first down short of marker)	Lost

Category	2012 Won	Lost
Completions (TD)	0	1
Completions (No TD)	0	0
Interceptions	0	0
Fumbles	0	0
Number of Men on Field	0	1
Spot	1	0
2012 RECORD	1	2

CHALLENGE DESCRIPTION

9/9/12 vs. MIA (L. Jean catch in endzone)	Lost
9/30/12 vs. TEN (K. Martin first down short of marker)	Won
12/30/12 at IND (IND number men on field)	Lost

COACHES CHALLENGES

2011		
Category	Won	Lost
Completions (TD)	0	0
Completions (No TD)	0	3
Interceptions	1	0
Fumbles	1	2
Spot	0	0
2011 RECORD	2	5

CHALLENGE DESCRIPTION

12/11/11 at CIN (A. Foster catch)	Lost
12/4/11 vs. ATL (T. Yates fumble)	Lost
11/13/11 at TB (A. Talib interception)	Won
11/6/11 vs. CLE (D. Ward fumble)	Won
10/30/11 vs. JAX (B. Tate fumble)	Lost
10/30/11 vs. JAX (K. Walter catch)	Lost
10/9/11 vs. OAK (J. Dreessen catch)	Lost

2010		
Category	Won	Lost
Completions (TD)	1	1
Completions (No TD)	1	0
Interceptions	0	0
Fumbles	0	1
Spot	0	0
2010 RECORD	2	2

CHALLENGE DESCRIPTION

11/14/10 at JAX (K. Walter TD completion)	Won
10/3/10 at OAK (M. Bush fumble)	Lost
11/1/10 at IND (A. Gonzalez catch)	Won
12/13/10 vs. BAL (K. Walter TD completion)	Lost

2009		
Category	Won	Lost
Completions (TD)	0	1
Completions (No TD)	1	0
Interceptions	0	0
Fumbles	1	1
Spot	1	1
2009 RECORD	3	3

CHALLENGE DESCRIPTION

9/27/09 vs. JAX (C. Brown fumble)	Lost
9/27/09 vs. JAX (E. Wilford TD. Marked ob at HST 2.)	Won
10/18/09 at CIN (S. Slaton fumble)	Won
11/29/09 vs. IND (A. Johnson catch)	Lost
12/6/09 at JAX (D. Anderson catch)	Won
12/20/09 at STL (K. Darby first down)	Lost

2008		
Category	Won	Lost
Completions (TD)	0	0
Completions (No TD)	0	0
Interceptions	0	1
Fumbles	1	2
Spot	0	1
2008 RECORD	1	4

CHALLENGE DESCRIPTION

9/7/08 at PIT (M. Schaub fumble)	Lost
9/7/08 at PIT (Spot)	Lost
9/21/08 at TEN (M. Griffin interception)	Lost
12/14/08 vs. TEN (Ball touched on punt)	Lost
12/28/08 vs. CHI (S. Slaton fumble)	Won

2007		
Category	Won	Lost
Completions (TD)	0	0
Completions (No TD)	0	1
Interceptions	1	2
Fumbles	0	5
Spot	0	0
2007 RECORD	1	8

CHALLENGE DESCRIPTION

9/16/07 at CAR (K. Lucas interception)	Won
9/16/07 at CAR (O. Daniels fumble)	Lost
9/23/07 vs. IND (R. Boiman interception)	Lost
9/30/07 at ATL (J. Harrington pass complete to R.White)	Lost
10/14/07 at JAX (B. Williams interception)	Lost
10/21/07 vs. TEN (J. Jones fumble)	Lost
11/18/07 vs. NO (O. Daniels fumble)	Lost
11/25/07 at CLE (O. Daniels fumble)	Lost
12/13/07 vs. DEN (T. Scheffler fumble)	Lost

2006		
Category	Won	Lost
Completions (TD)	0	1
Completions (No TD)	0	3
Interceptions	0	0
Fumbles	2	0
Spot	1	1
2006 RECORD	3	5

CHALLENGE DESCRIPTION

9/10/06 vs. PHI (D. McNabb TD pass to D. Stallworth)	Lost
9/17/06 at IND (IND TD challenged; overturned)	Won
10/15/06 at DAL (Punt return fumble)	Won
11/5/06 at NYG (J. Feagles pass to J. Feely)	Lost
11/12/06 at JAX (S. Rosenfels incomplete pass to O. Daniels)	Lost
12/2/06 at OAK (Punt return marked ob at HST 38. After review marked ob at OAK 41)	Won
12/24/06 vs. IND (P. Manning pass to B. Utecht)	Lost
12/31/06 vs. CLE (C. Taylor 2 yard run)	Lost

2005		
Category	Won	Lost
Completions (TD)	0	0
Completions (No TD)	0	0
Interceptions	0	0
Fumbles	0	2
Spot	0	0
2005 RECORD	0	2

CHALLENGE DESCRIPTION

9/11/05 at BUF (D. Carr fumble)	Lost
10/2/05 at CIN (D. Carr fumble)	Lost

2004		
Category	Won	Lost
Completions (TD)	0	1
Completions (No TD)	0	3
Interceptions	0	0
Fumbles	1	0
Spot	0	2
2004 RECORD	1	6

CHALLENGE DESCRIPTION

9/12/04 vs. SD (D. Brees TD pass to E. Parker)	Lost
10/10/04 vs. MIN (spot)	Lost
11/7/04 at DEN (spot)	Lost
11/14/04 at IND (P. Manning pass to B. Stokley)	Lost
11/14/04 at IND (P. Manning pass to B. Stokley)	Lost
11/21/04 vs. GB (D. Carr pass to J. Gaffney)	Lost
12/12/04 vs. IND (P. Manning fumble)	Won

2003		
Category	Won	Lost
Completions (TD)	0	0
Completions (No TD)	0	1
Interceptions	0	0
Fumbles	0	0
Spot	1	0
2003 RECORD	1	1

CHALLENGE DESCRIPTION

10/19/03 vs. NYJ (V. Testaverde pass to S. Moss)	Lost
11/30/03 vs. ATL (spot)	Won

2002		
Category	Won	Lost
Completions (TD)	0	1
Completions (No TD)	0	0
Interceptions	0	1
Fumbles	0	0
Spot	0	0
2002 RECORD	0	2

CHALLENGE DESCRIPTION

9/22/02 vs. IND (P. Manning TD pass to R. Wayne)	Lost
11/30/02 vs. CIN (A. Hawkins interception)	Lost



HOUSTON
TEXANS



GAME
SUMMARIES

GAME SUMMARIES



20

WEEK 1

Houston Texans 20, New England Patriots 27

65,878 Gillette Stadium Foxborough, Mass. Sep 9, 2018



27

Houston Texans	3	3	7	7	—	20
New England Patriots	7	14	3	3	—	27

Scoring Drives

TEAM	QTR	TIME	SCORING PLAY	HOU	NE
Patriots	1	11:50	R. Gronkowski: 21-yard pass from T. Brady (S. Gostkowski kick) (3-19, 1:08)	0	7
Texans	1	02:33	K. Fairbairn: 42-yard FG (4--7, 1:33)	3	7
Patriots	2	12:38	J. White: 12-yard pass from T. Brady (S. Gostkowski kick) (10-75, 4:55)	3	14
Texans	2	09:01	K. Fairbairn: 36-yard FG (9-44, 3:37)	6	14
Patriots	2	00:14	P. Dorsett: 4-yard pass from T. Brady (S. Gostkowski kick) (8-78, 1:14)	6	21
Patriots	3	06:02	S. Gostkowski: 39-yard FG (10-63, 3:50)	6	24
Texans	3	01:52	A. Blue: 1-yard run (K. Fairbairn kick) (10-68, 4:10)	13	24
Patriots	4	09:48	S. Gostkowski: 35-yard FG (13-58, 7:04)	13	27
Texans	4	02:08	B. Ellington: 5-yard pass from D. Watson (K. Fairbairn kick) (6-16, 2:24)	20	27

Houston Texans

PASSING	ATT	CP	YDS	SK/YD	TD	LG	INT	QBR
Deshaun Watson	34	17	176	3/18	1	27	1	62.9
TOTAL	34	17	176	3/18	1	27	1	62.9

RUSHING	ATT	YDS	AVG	LG	TD
Lamar Miller	20	98	4.9	31	0
Deshaun Watson	8	40	5.0	13	0
Alfred Blue	5	36	7.2	17	1
DeAndre Hopkins	1	-7	-7.0	-7	0
TOTAL	34	167	4.9	31	1

RECEIVING	NO	YDS	AVG	LG	TD
DeAndre Hopkins	8	78	9.8	17	0
Bruce Ellington	4	37	9.3	14	1
Jordan Akins	2	11	5.5	8	0
Jordan Thomas	1	27	27.0	27	0
Lamar Miller	1	11	11.0	11	0
Tyler Ervin	1	12	12.0	12	0
TOTAL	17	176	10.4	27	1

TOP DEFENSE	TOT	SOLO	AST	SCK	YDS	INT
Kareem Jackson	8	8	0	0.0	0.0	0
Benardrick McKinney	7	5	2	0.0	0.0	0
Johnathan Joseph	7	6	1	0.0	0.0	0
TOTAL	22	19	3	0.0	0.0	0

FIELD GOALS	FGA/FGM	PERCENT
Ka'imi Fairbairn	2-2	100.0
TOTAL	2-2	100.0

New England Patriots

PASSING	ATT	CP	YDS	SK/YD	TD	LG	INT	QBR
Tom Brady	39	26	277	2/10	3	30	1	102.2
TOTAL	39	26	277	2/10	3	30	1	102.2

RUSHING	ATT	YDS	AVG	LG	TD
Rex Burkhead	18	64	3.6	12	0
Jeremy Hill	4	25	6.3	11	0
James White	5	18	3.6	11	0
Cordarrelle Patterson	3	13	4.3	10	0
Tom Brady	1	2	2.0	2	0
TOTAL	31	122	3.9	12	0

RECEIVING	NO	YDS	AVG	LG	TD
Phillip Dorsett	7	66	9.4	14	1
Rob Gronkowski	7	123	17.6	30	1
James Develin	4	22	5.5	10	0
James White	4	38	9.5	12t	1
Chris Hogan	1	11	11.0	11	0
Cordarrelle Patterson	1	6	6.0	6	0
Jeremy Hill	1	6	6.0	6	0
Rex Burkhead	1	5	5.0	5	0
TOTAL	26	277	10.7	30	3

TOP DEFENSE	TOT	SOLO	AST	SCK	YDS	INT
Stephon Gilmore	8	7	1	0.0	0.0	1
Ja'Whaun Bentley	7	4	3	0.0	0.0	0
Devin McCourty	6	2	4	0.0	0.0	0
TOTAL	21	13	8	0.0	0.0	1

FIELD GOALS	FGA/FGM	PERCENT
Stephen Gostkowski	2-2	100.0
TOTAL	2-2	100.0

Team Statistics

	Texans	Patriots
First Downs	21	23
Total Net Yards	325	389
Rushes/Net Yards	34/167	31/122
Net Passing	158	267
Pass Attempts/Completions	34/17	39/26
Had Intercepted	1	1
Sacked/Yards Lost	3/18	2/10
Punts/Average	6/38.3	6/46.8
Penalties/Yards	6/44	6/36
Fumbles/Lost	1/1	3/2
Possession Time	28:50	31:10

TEAM NOTES

THE TEXANS...

- ✔ Gained 325 total net yards (167 rushing and 158 passing) on 71 offensive plays (4.6 avg.) and recorded 21 total first downs (10 rushing, eight passing, three by penalty)
- ✔ Tied for the second-most rushing yards (167) in a season opener in franchise history
- ✔ Had three rushers record more than 35 yards in a single game for the first time since Week 2 of the 2017 season
- ✔ Held the Patriots to 4-of-14 (29 percent) on third down
- ✔ Caused three turnovers by the Patriots (two fumble recoveries and one interception)

SCORING PLAYS

- ✔ 1st Quarter – K **Ka’imi Fairbairn** made a 42-yard field goal to cut the Patriots lead to 7-3 after S **Tyrann Mathieu** intercepted a pass from Patriots QB **Tom Brady** at the New England 17-yard line
- ✔ 2nd Quarter – K **Ka’imi Fairbairn** connected on a 36-yard field goal to cut the Patriots lead to 14-6 after a nine-play, 44-yard drive (3:37)
- ✔ 3rd Quarter – RB **Alfred Blue** scored on a one-yard touchdown run following a 10-play, 68-yard drive (4:10) to cut the Patriots lead to 24-13 after K **Ka’imi Fairbairn** made the extra point attempt
- ✔ 4th Quarter – WR **Bruce Ellington** caught a five-yard touchdown pass from QB **Deshaun Watson** following a six-play, 16-yard drive (2:24) to cut the Patriots lead to 27-20 after K **Ka’imi Fairbairn** made the extra point attempt

MISCELLANEOUS NOTES

- ✔ The following six Texans were captains for the game: WR **DeAndre Hopkins**, CB **Johnathan Joseph**, S **Tyrann Mathieu**, ILB **Brian Peters**, QB **Deshaun Watson** and DE **J. Watt**
- ✔ The following seven Texans players were inactive for the game: WR **Keke Coutee**, OLB **Duke Ejiofor**, WR **Will Fuller V**, DE **Joel Heath**, T **Kendall Lamm**, DE **Carlos Watkins** and CB **Kayvon Webster**
- ✔ The following two Texans were active but did not play in the game: RB **Buddy Howell** and QB **Brandon Weeden**
- ✔ The following 17 players made their Texans debut: TE **Jordan Akins**, CB **Johnson Bademosi**, WR **Sammie Coates Jr.**, CB **Aaron Colvin**, P **Trevor Daniel**, C/G **Zach Fulton**, T **Seantrel Henderson**, CB **Natrell Jamerson**, OLB **Peter Kalambayi**, G **Senio Kelemete**, S **Tyrann Mathieu**, S **J. Moore**, T **Martinas Rankin**, S **Justin Reid**, WR **Vyncint Smith**, TE **Jordan Thomas** and QB **Joe Webb III**
- ✔ Houston won the toss and elected to defer. New England received the first half kickoff

INDIVIDUAL PLAYER NOTES

CB JOHNSON BADEMOSI

- ✔ Recovered a fumble by Patriots WR **Riley McCarron** at the New England 16-yard line on a punt in the fourth quarter. Houston scored a touchdown six plays later on a five-yard pass from QB **Deshaun Watson** to WR **Bruce Ellington**

DE ANGELO BLACKSON

- ✔ Tipped a pass from Patriots QB **Tom Brady** in the first quarter on 3rd-and-6 that was intercepted by S **Tyrann Mathieu** at the New England 17-yard line

RB ALFRED BLUE

- ✔ Ran for 36 yards on five carries (7.2 avg.) and one touchdown
- ✔ Scored on a one-yard touchdown run following a 10-play, 68-yard drive (4:10) to cut the Patriots lead to 24-13 in the third quarter

- ✔ Passed **Derrick Ward** (six) for the ninth-most career rushing touchdowns in franchise history

ILB ZACH CUNNINGHAM

- ✔ Finished tied for the team lead with eight total tackles (three solo) and tallied one pass defended

WR BRUCE ELLINGTON

- ✔ Finished with 37 receiving yards on four receptions (9.3 avg.) and one touchdown
- ✔ Caught a five-yard touchdown pass from QB **Deshaun Watson** in the fourth quarter to cut the Patriots lead to 27-20
- ✔ Scored his first touchdown since Week 10 of the 2017 season
- ✔ Now has three touchdown receptions as a Texan and five in his NFL career

RB TYLER ERVIN

- ✔ Notched 156 kickoff return yards on five returns (31.2 avg.), including a game-long 36 yard return
- ✔ Returned two punts for 20 yards (10.0 avg.) and had one fair catch
- ✔ Caught one pass for 12 yards (12.0) on offense
- ✔ Posted a 31.2 kickoff return average, which ranks eighth in Texans history among players with five-or-more kick returns in a single game
- ✔ Recorded the most kickoff return yards (156) in a season opener in franchise history. Ervin's 31.2 kickoff return average is also the highest average in a season opener among Texans with two-or-more kickoff returns

K KA’IMI FAIRBAIRN

- ✔ Scored eight total points on two made field goals and two made extra point attempts
- ✔ Connected on a 42-yard field goal in the first quarter to cut the Patriots lead to 7-3 after S **Tyrann Mathieu** intercepted a pass from Patriots QB **Tom Brady** at the New England 17-yard line
- ✔ Made a 36-yard field goal to cut the Patriots lead to 14-6 after a nine-play, 44-yard scoring drive (3:37)
- ✔ Hit both extra point attempts (2-for-2)

WR DEANDRE HOPKINS

- ✔ Finished with a team-high 78 receiving yards on eight receptions (9.8 avg.)
- ✔ Extended his streak to 10 consecutive games with 60-or-more scrimmage yards, dating back to Week 8 of 2017
- ✔ Extended his streak to 80 consecutive games with a reception to start his career, which is the longest streak in franchise history to start a career, the longest active streak in the NFL to start a career and tied Patriots TE **Rob Gronkowski** (2010-16) for the 11th-longest streak of games with a reception to start a career in the Super Bowl era
- ✔ Extended the third-longest streak in team history with at least one reception to 80 games, trailing **Andre Johnson** (133 games from 2005-14) and **Owen Daniels** (88 straight games from 2006-13)

S KAREEM JACKSON

- ✔ Finished tied for the team lead with eight total tackles (eight solo) and two forced fumbles
- ✔ Became the first Texans player to record eight-or-more total tackles and two forced fumbles in a game since ILB **Brian Cushing** in Week 16 of the 2011 season
- ✔ Forced multiple fumbles in a game for the first time in his career and became the first Texans player with multiple forced fumbles in a game since CB **Johnathan Joseph** in Week 2 of the 2014 season
- ✔ Caused a fumble by Patriots TE **Rob Gronkowski** on New England's first drive of the second half. S **Tyrann Mathieu** recovered the fumble and returned it one yard to the Houston 45 yard line

- ✎ Forced multiple fumbles in a single season for the first time in his career and now has five total in his career (2010-18)

CB JOHNATHAN JOSEPH

- ✎ Finished second on the team with seven total tackles (five solo) and notched one pass defended
- ✎ Passed **Aeneas Williams** (168) for the 13th-most career passes defended in NFL history

S TYRANN MATHIEU

- ✎ Finished with five total tackles (three solo), one interception, one fumble recoveries and one pass defended
- ✎ Became the first Texans player to record an interception and a fumble recovery in the same game since LB Tim Dobbins in Week 13 of the 2012 season. It also marked the first time in Mathieu's career he's had an interception and a fumble recovery in the same game
- ✎ Became the first Texans player to record five total tackles, one interception and one fumble recovery in a game since S Troy Nolan in Week 17 of the 2010 season
- ✎ Intercepted a pass from Patriots QB **Tom Brady** in the first quarter on 3rd-and-6 at the New England 17-yard line after DE **Angelo Blackson** tipped the pass. It was Mathieu's first interception as a member of the Texans and the 12th interception of his NFL career
- ✎ Recovered a fumble by Patriots TE **Rob Gronkowski** and returned it one yard to the Houston 45 yard line. The fumble was caused by CB **Kareem Jackson** on New England's first drive of the second half. It marked the second fumble recovery of Mathieu's NFL career

RB LAMAR MILLER

- ✎ Ran for 98 yards on 20 carries (4.9 avg.) and caught one pass for 11 yards (11.0 avg.)
- ✎ Gained the most rushing yards in a game since he ran for 107 yards in Week 14 of the 2016 season at Indianapolis
- ✎ Recorded a 31-yard run in the first quarter, which marked his third-longest run since joining the Texans and his longest run since Week 11 of the 2016 season at Oakland
- ✎ Passed **Ben Tate** (1,992) for the third-most career rushing yards in team history and eclipsed 2,000 yards rushing in his Texans career

NT D.J. READER

- ✎ Finished with three total tackles (three solo), 2.0 sacks, three quarterback hits and two tackles for loss
- ✎ Recorded multiple sacks in a game for the first time in his NFL

career and now has 4.0 career sacks

- ✎ Sacked Patriots QB **Tom Brady** for a loss of seven yards in the fourth quarter

TE JORDAN THOMAS

- ✎ Caught a 27-yard pass from QB **Deshaun Watson** in the second quarter for his first career NFL reception

QB DESHAUN WATSON

- ✎ Completed 17-of-34 passes (50.0%) for 176 yards, one touchdown, one interception and a 62.9 passer rating
- ✎ Carried the ball eight times for 40 yards (5.0 avg.)
- ✎ Threw a five-yard touchdown pass to WR **Bruce Ellington** following a six-play, 16-yard scoring drive (2:24) in the fourth quarter. Houston gained possession after a fumble recovery on special teams by CB **Johnson Bademosi**
- ✎ Led Houston on a nine-play, 44-yard scoring drive (3:37) that resulted in a 36-yard field goal by K **Ka'imi Fairbairn** to cut the Patriots lead to 14-6
- ✎ Led Houston on a 10-play, 68-yard scoring drive (4:10) that resulted in a one yard touchdown run by RB **Alfred Blue** to cut the Patriots lead to 24-13
- ✎ Now has 20 career touchdown passes in eight games (seven starts) and passed **Brian Hoyer** (19) for the fourth-most career passing touchdowns in Texans history
- ✎ Passed **Ryan Mallett** (222) for the 10th-most career pass attempts in franchise history

DE J.J. WATT

- ✎ Finished with three total tackles (two solo) and two quarterback hits in his first game since Week 5 of 2017
- ✎ Leads the NFL in quarterback hits with 221 since he entered the league in 2011 (89 games)
- ✎ Passed **Dunta Robinson** (396) for the fifth-most career total tackles in Texans history

LS JON WEEKS

- ✎ Set a new Texans franchise record by playing in his 129th consecutive game (2010-18), passing K **Kris Brown** (128 straight games from 2002-09). Weeks has snapped on every field goal attempt, extra point attempt and punt for Houston since he signed as a free agent in 2010

GAME SUMMARIES



17

WEEK 2

Houston Texans 17, Tennessee Titans 20

62,372 🐉 Nissan Stadium 🐉 Nashville, Tenn. 🐉 Sep 16, 2018



20

Houston Texans 0 7 3 7 — 17
Tennessee Titans 14 0 0 6 — 20

Scoring Drives

TEAM	QTR	TIME	SCORING PLAY	HOU	TEN
Titans	1	09:51	D. Cruikshank: 66-yard pass from K. Byard (R. Succop kick) (5-84, 2:14)	0	7
Titans	1	00:35	T. Taylor: 18-yard pass from B. Gabbert (R. Succop kick) (9-56, 4:35)	0	14
Texans	2	00:58	D. Hopkins: 28-yard pass from D. Watson (K. Fairbairn kick) (6-53, 2:30)	7	14
Texans	3	02:39	K. Fairbairn: 34-yard FG (9-36, 4:00)	10	14
Texans	4	13:25	W. Fuller V: 39-yard pass from D. Watson (K. Fairbairn kick) (5-70, 1:43)	17	14
Titans	4	09:43	R. Succop: 42-yard FG (8-51, 3:42)	17	17
Titans	4	01:00	R. Succop: 31-yard FG (12-62, 5:41)	17	20

Houston Texans

PASSING	ATT	CP	YDS	SK/YD	TD	LG	INT	QBR
Deshaun Watson	32	22	310	4/21	2	39	1	107.6
TOTAL	32	22	310	4/21	2	39	1	107.6

RUSHING	ATT	YDS	AVG	LG	TD
Lamar Miller	14	68	4.9	18	0
Deshaun Watson	5	44	8.8	15	0
Alfred Blue	7	36	5.1	8	0
TOTAL	26	148	5.7	18	0

RECEIVING	NO	YDS	AVG	LG	TD
Will Fuller V	8	113	14.1	39t	1
DeAndre Hopkins	6	110	18.3	31	1
Bruce Ellington	3	45	15.0	23	0
Jordan Akins	2	21	10.5	13	0
Lamar Miller	2	2	1.0	4	0
Ryan Griffin	1	19	19.0	19	0
TOTAL	22	310	14.1	39	2

TOP DEFENSE	TOT	SOLO	AST	SCK	YDS	INT
Zach Cunningham	7	6	1	0.0	0.0	0
Benardrick McKinney	6	1	5	0.0	0.0	0
J.J. Watt	6	4	2	0.0	0.0	0
TOTAL	19	11	8	0.0	0.0	0

FIELD GOALS	FGA/FGM	PERCENT
Ka'imi Fairbairn	2-1	50.0
TOTAL	2-1	50.0

Tennessee Titans

PASSING	ATT	CP	YDS	SK/YD	TD	LG	INT	QBR
Blaine Gabbert	20	13	117	1/8	1	18	0	97.3
Kevin Byard	1	1	66	0/0	1	66	0	158.3
Derrick Henry	1	1	8	0/0	0	8	0	100.0
TOTAL	22	15	191	1/8	2	66	0	118.5

RUSHING	ATT	YDS	AVG	LG	TD
Derrick Henry	18	56	3.1	9	0
Dion Lewis	14	42	3.0	13	0
Blaine Gabbert	2	2	1.0	1	0
TOTAL	34	100	2.9	13	0

RECEIVING	NO	YDS	AVG	LG	TD
Corey Davis	5	55	11.0	18	0
Taywan Taylor	3	32	10.7	18t	1
Luke Stocker	2	15	7.5	11	0
Rishard Matthews	2	8	4.0	4	0
Dane Cruikshank	1	66	66.0	66t	1
Dion Lewis	1	1	1.0	1	0
Tajae Sharpe	1	14	14.0	14	0
TOTAL	15	191	12.7	66	2

TOP DEFENSE	TOT	SOLO	AST	SCK	YDS	INT
Wesley Woodyard	8	5	3	0.0	0.0	0
Kevin Byard	7	7	0	0.0	0.0	0
Malcolm Butler	7	7	0	0.0	0.0	0
TOTAL	22	19	3	0.0	0.0	0

FIELD GOALS	FGA/FGM	PERCENT
Ryan Succop	2-2	100.0
TOTAL	2-2	100.0

Team Statistics

	Texans	Titans
First Downs	21	15
Total Net Yards	437	283
Rushes/Net Yards	26/148	34/100
Net Passing	289	183
Pass Attempts/Completions	32/22	22/15
Had Intercepted	1	0
Sacked/Yards Lost	4/21	1/8
Punts/Average	4/41.0	5/52.2
Penalties/Yards	11/88	8/70
Fumbles/Lost	2/0	1/0
Possession Time	29:38	30:22

TEAM NOTES

THE TEXANS...

- ✎ Gained 437 total net yards (148 rushing and 289 passing) on 62 offensive plays (7.0 avg.), which marked the most total net yards gained in a game for Houston since Week 8 of the 2017 season at Seattle (509 yards)
- ✎ Recorded 21 total first downs (six rushing, 13 passing, two by penalty) and went 5-for-11 on third down (45%)
- ✎ Held the Titans to 5-of-15 (33%) on third down and 15 first downs (seven rushing, seven passing, one by penalty)
- ✎ Held the Titans to 283 total net yards on offense (100 rushing and 183 passing)
- ✎ Had two receivers (WR **DeAndre Hopkins** – 110 and WR **Will Fuller V** – 113) record 100-or-more receiving yards in the same game for the first time since Week 8 of the 2017 season at Seattle (Hopkins – 224 and Fuller – 125)
- ✎ Had a player throw for 300 yards in a game for the first time since Week 13 of the 2017 season at Tennessee when QB **Tom Savage** threw for 365 yards

SCORING PLAYS

- ✎ 2nd Quarter – WR **DeAndre Hopkins** caught a 28-yard touchdown pass from QB **Deshaun Watson** to finish off a six-play, 53-yard scoring drive (2:30) to cut the Titans lead to 14-7 after K **Ka’imi Fairbairn** made the extra point attempt
- ✎ 3rd Quarter – K **Ka’imi Fairbairn** made a 34-yard field goal to cut the Titans lead to 14-10 after a nine-play, 36-yard scoring drive (4:00)
- ✎ 4th Quarter – WR **Will Fuller V** caught a 39-yard touchdown pass from QB **Deshaun Watson** to cap off a five-play, 70-yard scoring drive (1:43) to give the Texan a 17-14 lead after K **Ka’imi Fairbairn** made the extra point attempt

MISCELLANEOUS NOTES

- ✎ The following five Texans were captains for the game: CB **Johnathan Joseph**, S **Tyrann Mathieu**, ILB **Brian Peters**, QB **Deshaun Watson** and DE **J.J. Watt**
- ✎ The following seven Texans players were inactive for the game: DE/OLB **Jadeveon Clowney**, WR **Sammie Coates Jr.**, WR **Keke Coutee**, DE **Christian Covington**, T **Roderick Johnson**, DE **Carlos Watkins** and CB **Kayvon Webster**
- ✎ The following Texans player was active but did not play in the game: QB **Brandon Weeden**
- ✎ The following three players made their Texans debut: OLB **Duke Ejirofor**, RB **Buddy Howell** and CB **Shareece Wright**
- ✎ Tennessee won the toss and elected to defer. Houston received the first half kickoff

INDIVIDUAL PLAYER NOTES

RB ALFRED BLUE

- ✎ Ran for 36 yards on seven carries (5.1 avg.) and passed **Ben Tate** (2,279) for the ninth-most career scrimmage yards in team history

ILB ZACH CUNNINGHAM

- ✎ Led the team with eight total tackles (six solo) and recorded one tackle on special teams

OLB DUKE EJIORFOR

- ✎ Finished with three total tackles (two solo), 1.0 sack, one quarterback hit and one tackle for loss
- ✎ Recorded the first sack of his NFL career when he took down Titans QB **Blaine Gabbert** for a loss of eight yards in the third quarter

K KA’IMI FAIRBAIRN

- ✎ Scored five total points on one made field goal and two made extra point attempts
- ✎ Connected on a 34-yard field goal to cut the Titans lead to 14-10 in the third quarter

WR WILL FULLER V

- ✎ Recorded a team-high 113 receiving yards on eight receptions (14.1 avg.) and one touchdown
- ✎ Tied **Garrett Graham** (10) for the ninth-most career receiving touchdowns in team history and reached 10 career receiving touchdowns
- ✎ Recorded the most receiving yards (113) he’s had in a game since Week 8 of the 2017 season at Seattle (125 yards). It was also the first time Fuller recorded 100-or-more receiving yards since Week 8 of 2017
- ✎ Caught a 39-yard touchdown pass from QB **Deshaun Watson** for his first receiving touchdown of the season
- ✎ Extended his streak to 25 consecutive games with a reception to start his career, which is the third-longest streak in franchise history to start a career. Fuller has a reception in every game he has played in the NFL

WR DEANDRE HOPKINS

- ✎ Finished with 110 receiving yards on six receptions (18.3 avg.)
- ✎ Now has 1,120 career receiving yards against the Titans in 11 career games, which is the most he’s amassed against any opponent in his NFL career. Hopkins also has 72 catches and seven receiving touchdowns against Tennessee
- ✎ Extended his streak to 11 consecutive games with 60-or-more scrimmage yards, dating back to Week 8 of 2017. Hopkins’ streak of consecutive games with 60-or-more scrimmage yards is the longest active streak in the NFL
- ✎ Caught a 28-yard touchdown pass from QB **Deshaun Watson** in the second quarter. Hopkins had 51 receiving yards on the six-play, 53-yard scoring drive (2:30)
- ✎ Scored his first receiving touchdown of the season and the 37th of his NFL career
- ✎ Has caught eight touchdown passes from QB **Deshaun Watson** in nine games played together
- ✎ Surpassed 6,000 career receiving yards (2013-18)
- ✎ Extended his streak to 81 consecutive games with a reception to start his career, which is the longest streak in franchise history to start a career, the longest active streak in the NFL to start a career and passed Patriots TE **Rob Gronkowski** (2010-16) for the 11th-longest streak of games with a reception to start a career in the Super Bowl era
- ✎ Extended the third-longest streak in team history with at least one reception to 81 games, trailing **Andre Johnson** (133 games from 2005-14) and **Owen Daniels** (88 straight games from 2006-13)

S KAREEM JACKSON

- ✎ Finished tied for second on the team with six total tackles (three solo) and led the team with two passes defended

CB JOHNATHAN JOSEPH

- ✎ Finished with two total tackles (one solo) and passed **Cortland Finnegan** (648) for 14th-most career total tackles by a cornerback in NFL history

RB LAMAR MILLER

- ✎ Ran for a team-high 68 yards on 14 carries (4.9 avg.)
- ✎ Recorded 70 scrimmage yards (68 rushing, two receiving) and leads the NFL with 16 games producing 55-or-more scrimmage yards over the last two season (2017-18)
- ✎ Surpassed 5,000 career rushing yards (2012-18)

ILB BRIAN PETERS

- ✦ Tied **Ramon Walker** (37) for the fifth-most career total special teams tackles in team history

S JUSTIN REID

- ✦ Finished with five total tackles (four solo) and one quarterback hit
- ✦ Recorded the first quarterback hit of his NFL career and forced an intentional grounding penalty on Titans QB **Blaine Gabbert** on third down in the second quarter

QB DESHAUN WATSON

- ✦ Completed 22-of-32 passes (68.8%) for 310 yards, two touchdowns, one interception and a 107.6 passer rating
- ✦ Ran the ball five times for 44 yards (8.8 avg.)
- ✦ Threw a 28-yard touchdown pass to WR **DeAndre Hopkins** to complete a six-play, 53-yard scoring drive (2:30) in the second quarter
- ✦ Threw a 39-yard touchdown pass to WR **Will Fuller V** to complete a five-play, 70-yard scoring drive (1:43) in the fourth quarter and give the Texans a 17-14 lead
- ✦ Now has 22 career touchdown passes in nine games (eight starts) and three touchdown passes this season

- ✦ Has thrown eight touchdown passes to WR **DeAndre Hopkins** in nine games played together
- ✦ Threw for more than 300-yards for the third time in his NFL career and the first time since Week 8 of the 2017 season at Seattle
- ✦ Ranks second in touchdown passes through his first nine career games in NFL history, trailing **Kurt Warner** (24)
- ✦ Matched **Dan Marino** for second in NFL history with six games throwing multiple passing touchdowns through his first nine career games, trailing only **Kurt Warner** (seven)
- ✦ Passed **T.J. Yates** (1,993) for the ninth-most career passing yards in team history

DE J.J. WATT

- ✦ Finished tied for second on the team with six total tackles (four solo), one forced fumble and two tackles for loss
- ✦ Leads the NFL in tackles for loss with 138 since he entered the league in 2011 (90 games)
- ✦ Recorded his first forced fumble since Week 17 of the 2015 season and now has 16 career forced fumbles
- ✦ Surpassed 400 career total tackles (2011-18)

GAME SUMMARIES



27

WEEK 3

New York Giants 27, Houston Texans 22

71,838 NRG Stadium Houston, Texas Sep 23, 2018



22

New York Giants 7 13 0 7 — 27
Houston Texans 3 3 3 13 — 22

Scoring Drives

TEAM	QTR	TIME	SCORING PLAY	NYG	HOU
Texans	1	10:10	K. Fairbairn: 23-yard FG (11-69, 4:50)	0	3
Giants	1	04:10	S. Barkley: 15-yard run (10-75, 6:00)	6	3
Giants	2	11:49	A. Rosas: 44-yard FG (9-58, 5:14)	9	3
Giants	2	04:35	A. Rosas: 30-yard FG (10-64, 5:59)	12	3
Giants	2	01:20	R. Ellison: 16-yard pass from E. Manning (A. Rosas kick) (6-71, 1:56)	19	3
Texans	2	00:00	K. Fairbairn: 28-yard FG (9-65, 1:20)	19	6
Texans	3	08:41	K. Fairbairn: 54-yard FG (7-41, 3:13)	19	9
Texans	4	07:37	W. Fuller V: 6-yard pass from D. Watson (pass failed) (7-67, 3:32)	19	15
Giants	4	02:08	S. Shepard: 7-yard pass from E. Manning (A. Rosas kick) (9-77, 5:29)	26	15
Texans	4	00:01	L. Miller: 4-yard pass from D. Watson (K. Fairbairn kick) (12-75, 2:07)	26	22

New York Giants

PASSING	ATT	CP	YDS	SK/YD	TD	LG	INT	QBR
Eli Manning	29	25	297	4/32	2	30	0	132.3
TOTAL	29	25	297	4/32	2	30	0	132.3

RUSHING	ATT	YDS	AVG	LG	TD
Saquon Barkley	17	82	4.8	24	1
Wayne Gallman Jr.	6	25	4.2	8	0
Jonathan Stewart	2	8	4.0	5	0
Odell Beckham Jr.	1	0	0.0	0	0
Eli Manning	1	-1	-1.0	-1	0
TOTAL	27	114	4.2	24	1

RECEIVING	NO	YDS	AVG	LG	TD
Odell Beckham Jr.	9	109	12.1	30	0
Sterling Shepard	6	80	13.3	23	1
Saquon Barkley	5	35	7.0	21	0
Rhett Ellison	3	39	13.0	17	1
Cody Latimer	1	15	15.0	15	0
Evan Engram	1	19	19.0	19	0
TOTAL	25	297	11.9	30	2

TOP DEFENSE	TOT	SOLO	AST	SCK	YDS	INT
Damon Harrison Sr.	7	3	4	0.0	0.0	0
Curtis Riley	6	3	3	0.0	0.0	0
Landon Collins	6	3	3	0.0	0.0	0
TOTAL	19	9	10	0.0	0.0	0

FIELD GOALS	FGA/FGM	PERCENT
Aldrick Rosas	2-2	100.0
TOTAL	2-2	100.0

Houston Texans

PASSING	ATT	CP	YDS	SK/YD	TD	LG	INT	QBR
Deshaun Watson	40	24	385	3/17	2	39	1	98.4
TOTAL	40	24	385	3/17	2	39	1	98.4

RUSHING	ATT	YDS	AVG	LG	TD
Deshaun Watson	5	36	7.2	10	0
Alfred Blue	4	13	3.3	6	0
Lamar Miller	10	10	1.0	5	0
TOTAL	19	59	3.1	10	0

RECEIVING	NO	YDS	AVG	LG	TD
DeAndre Hopkins	6	86	14.3	24	0
Lamar Miller	5	41	8.2	16	1
Will Fuller V	5	101	20.2	37	1
Jordan Thomas	2	53	26.5	39	0
Ryan Griffin	2	44	22.0	32	0
Alfred Blue	1	4	4.0	4	0
Bruce Ellington	1	10	10.0	10	0
Jordan Akins	1	18	18.0	18	0
Vyncint Smith	1	28	28.0	28	0
TOTAL	24	385	16.0	39	2

TOP DEFENSE	TOT	SOLO	AST	SCK	YDS	INT
Kareem Jackson	9	5	4	0.0	0.0	0
Tyrann Mathieu	9	7	2	0.0	0.0	0
J.J. Watt	8	4	4	3.0	25.0	0
TOTAL	26	16	10	3.0	25.0	0

FIELD GOALS	FGA/FGM	PERCENT
Ka'imi Fairbairn	3-3	100.0
TOTAL	3-3	100.0

Team Statistics

	Giants	Texans
First Downs	21	21
Total Net Yards	379	427
Rushes/Net Yards	27/114	19/59
Net Passing	265	368
Pass Attempts/Completions	29/25	40/24
Had Intercepted	0	1
Sacked/Yards Lost	4/32	3/17
Punts/Average	4/49.5	3/51.7
Penalties/Yards	3/20	7/50
Fumbles/Lost	2/0	1/1
Possession Time	35:30	24:30

TEAM NOTES

THE TEXANS...

- ✔ Scored on their opening drive of the game for the first time since Week 17 of the 2017 season at Indianapolis
- ✔ Gained 427 total net yards (59 rushing and 368 passing) on 62 offensive plays (6.9 avg.)
- ✔ Compiled the most net passing yards (368) since Week 4 of the 2015 season at Atlanta (374)
- ✔ Recorded 21 total first downs (two rushing, 18 passing, one by penalty) and went 5-for-12 on third down (42%)
- ✔ Registered four sacks for a loss of 32 total yards, which marks the most sacks in a game by the Texans since Week 6 of the 2017 season vs. Cleveland (four)
- ✔ Tallied the most punt return yards (45) in game since Week 6 of the 2017 season vs. Cleveland (57)

SCORING PLAYS

- ✔ 1st Quarter – K **Ka’imi Fairbairn** connected on a 23-yard field goal following an 11-play, 69-yard opening scoring drive (4:50) to give Houston a 3-0 lead
- ✔ 2nd Quarter – K **Ka’imi Fairbairn** made a 28-yard field goal following a nine-play, 65-yard scoring drive (1:20) to cut the Giants’ lead to 20-6 at the end of the first half
- ✔ 3rd Quarter – K **Ka’imi Fairbairn** hit a 54-yard field goal following a seven-play, 41-yard scoring drive (3:13) to cut the Giants’ lead to 20-9 on Houston’s first drive of the second half
- ✔ 4th Quarter – WR **Will Fuller V** caught a six-yard touchdown pass from QB **Deshaun Watson** to finish off a seven-play, 67-yard scoring drive (3:32) to cut the Giants’ lead to 20-15. Houston’s two-point conversion attempt failed
- ✔ 4th Quarter – RB **Lamar Miller** caught a four-yard touchdown pass from QB **Deshaun Watson** to cap off a 12-play, 75-yard scoring drive (2:07) to cut the Giants’ lead to 27-22 after K **Ka’imi Fairbairn** made the extra point attempt

MISCELLANEOUS NOTES

- ✔ The following six Texans were captains for the game: WR **DeAndre Hopkins**, CB **Johnathan Joseph**, S **Tyrann Mathieu**, ILB **Brian Peters**, QB **Deshaun Watson** and DE **J.J. Watt**
- ✔ The following seven Texans players were inactive for the game: WR **Sammie Coates Jr.**, WR **Keke Coutee**, DE **Joel Heath**, T **Roderick Johnson**, OLB **Peter Kalambayi**, DE **Carlos Watkins** and CB **Kayvon Webster**
- ✔ The following two Texans were active but did not play in the game: G **Senio Kelemete** and QB **Brandon Weeden**
- ✔ N.Y. Giants won the toss and elected to defer. Houston received the first half kickoff

INDIVIDUAL PLAYER NOTES

DE ANGELO BLACKSON

- ✔ Recorded three total tackles (three solo), 1.0 sack, one quarterback hit and one tackle for loss
- ✔ Sacked Giants QB **Eli Manning** for a loss of seven yards in the fourth quarter. It marked Blackson’s first sack as a member of the Texans and he now has 3.5 in his NFL career

DE/OLB JADEVEON CLOWNEY

- ✔ Recorded three total tackles (three solo) and one tackle for loss
- ✔ Recorded his first tackle for loss of the season and the 49th of his

NFL career (2014-18). Clowney has 38 tackles for loss since 2016 (32 games), which is the second-most in the NFL over that span (Cardinals OLB **Chandler Jones**)

ILB ZACH CUNNINGHAM

- ✔ Recorded six total tackles (five solo) and one tackle for loss
- ✔ Surpassed 100 career total tackles (102), which ranks fifth in franchise history for the most total tackles through a player’s first 19 games

P TREVOR DANIEL

- ✔ Punted three times for 155 yards (51.7 avg.), including a long of 57, and pinned one punt inside the 20-yard line

RB TYLER ERVIN

- ✔ Returned a punt 27 yards in the third quarter, which marked the longest punt return for the Texans since Week 5 of the 2017 season vs. Kansas City (WR **Will Fuller V** – 49 yards). The return was also the second-longest of Ervin’s career

K KA’IMI FAIRBAIRN

- ✔ Scored 10 total points on three made field goals and one made extra point attempt
- ✔ Connected on a 23-yard field goal on the opening drive of the game to give Houston a 3-0 lead
- ✔ Made a 28-yard field goal on the last drive of the first half to cut the Giants’ lead to 20-6
- ✔ Hit a season-long 54-yard field goal on the first drive of the second half to cut the Giants’ lead to 20-9. The field goal marked the second-longest of Fairbairn’s career

WR WILL FULLER V

- ✔ Led the team with 101 receiving yards on five receptions (20.2 avg.) and one touchdown
- ✔ Caught a six-yard touchdown pass from QB **Deshaun Watson** in the fourth quarter for his second receiving touchdown of the season and the 11th of his NFL career
- ✔ Has now recorded a touchdown reception in all six games he has played in with QB **Deshaun Watson**. Fuller has caught nine touchdowns from Watson in those six games
- ✔ Became the first Texans player with 100-or-more receiving yards in back-to-back games since he accomplished the feat in Weeks 1-2 of the 2016 season
- ✔ Recorded his fifth career game with 100-or-more receiving yards and his second of the season (Week 2 at Tennessee). Fuller passed TE **Owen Daniels** (four) for the third-most games with 100-or-more receiving yards in franchise history
- ✔ Registered a 28-yard pass from QB **Deshaun Watson** on Houston’s first drive of the second half to help set up a 54-yard field goal by K **Ka’imi Fairbairn** that cut the Giants’ lead to 20-9
- ✔ Extended his streak to 26 consecutive games with a reception to start his career, which is the third-longest streak in franchise history to start a career

TE RYAN GRIFFIN

- ✔ Caught a 32-yard pass from QB **Deshaun Watson** on the last drive of the first half to set up Houston’s 28-yard field goal by K **Ka’imi Fairbairn**

WR DEANDRE HOPKINS

- ✔ Finished second on the team with 86 receiving yards on six receptions (14.3 avg.)
- ✔ Extended his streak to 12 consecutive games with 60-or-more scrimmage yards, dating back to Week 8 of 2017. Hopkins’ streak of consecutive games with 60-or-more scrimmage yards is the longest active streak in the NFL

- ✦ Extended his streak to 82 consecutive games with a reception to start his career, which is the longest streak in franchise history to start a career, the longest active streak in the NFL to start a career and passed WR **Kevin Johnson** (1999-2004) for the 10th-longest streak of games with a reception to start a career in the Super Bowl era
- ✦ Extended the third-longest streak in team history with at least one reception to 82 games, trailing **Andre Johnson** (133 games from 2005-14) and **Owen Daniels** (88 straight games from 2006-13)

S KAREEM JACKSON

- ✦ Finished tied for the team lead with nine total tackles (five solo) and recorded one pass defended
- ✦ Recorded his third pass defended of the season and now has 74 in his NFL career (2010-18), which is the second-most career passes defended in franchise history
- ✦ Has recorded 23 total tackles through three weeks, which marks the most total tackles in a three-game span for Jackson in his nine-year NFL career (2010-18)
- ✦ Has led the team or ranked second in total tackles in all three games this season

S TYRANN MATHIEU

- ✦ Finished tied for the team lead with nine total tackles (seven solo) and recorded one pass defended
- ✦ Recorded his second pass defended of the season and has compiled 43 since he entered the league in 2013

ILB BENARDRICK MCKINNEY

- ✦ Finished with seven total tackles (three solo) and one tackle for loss
- ✦ Passed **Brooks Reed** (25) for the ninth-most career tackles for loss in team history
- ✦ Eclipsed 300 total tackles for his career (2015-18)

RB LAMAR MILLER

- ✦ Ran for 10 yards on 10 carries (1.0 avg.) and caught five passes for 41 receiving yards (8.2 avg.)
- ✦ Caught a four-yard touchdown pass from QB **Deshaun Watson** in the fourth quarter
- ✦ Notched his first receiving touchdown of the season, eighth of his career and fifth since joining the Texans in 2016
- ✦ Passed **Jonathan Wells** (12) and tied **Joel Dreessen** (13) for the 10th-most overall career touchdowns in team history

TE JORDAN THOMAS

- ✦ Finished with a career-high 53 receiving yards on two receptions (26.5 avg.)
- ✦ Caught a career-long 39 yard pass from QB **Deshaun Watson** on the opening drive of the game to set up Houston's first score, which was a 23-yard field goal by K **Ka'imi Fairbairn**

QB DESHAUN WATSON

- ✦ Completed 24-of-40 passes (60.0%) for 385 yards, two touchdowns, one interception and a 98.4 passer rating
- ✦ Ran for a team-high 36 yards on five rushes (7.2 avg.)
- ✦ Now has 24 career touchdown passes in 10 games (nine starts), which is the second-most in NFL history through a player's first 10 career games (**Kurt Warner** – 26)
- ✦ Recorded his fifth touchdown pass of the season
- ✦ Has thrown nine touchdown passes to WR **Will Fuller V** in six games played together
- ✦ Became the first Texans quarterback to throw for 300-or-more yards in back-to-back games since **Matt Schaub** in Weeks 11-12 of the 2012 season

- ✦ Threw for more than 300-yards for the fourth time in his NFL career and the second week in a row
- ✦ Threw a six-yard touchdown pass to WR **Will Fuller V** to finish off a seven-play, 67-yard scoring drive (3:32) in the fourth quarter and cut the Giants' lead to 20-15
- ✦ Completed a four-yard touchdown pass to RB **Lamar Miller** to cap off a 12-play, 75-yard scoring drive (2:07) in the fourth quarter that cut the Giants' lead to 27-22
- ✦ Led Houston on an 11-play, 69-yard opening scoring drive (4:50) that resulted in a 23-yard field goal by K **Ka'imi Fairbairn** to give the Texans a 3-0 lead. It marked Houston's first score on their opening drive of a game since Week 17 of the 2017 season at Indianapolis
- ✦ Led the Texans on a nine-play, 65-yard scoring drive (1:20) to end the first half that resulted in a 28-yard field goal by K **Ka'imi Fairbairn** to cut the Giants' lead to 20-6
- ✦ Led Houston on a seven-play, 41-yard scoring drive (3:13) on Houston's first drive of the second half that resulted in a 54-yard field goal by K **Ka'imi Fairbairn** to cut the Giants' lead to 20-9
- ✦ Passed **T.J. Yates** (176) for the ninth-most career completions in Texans history
- ✦ Tied **Sage Rosenfels** (24) for the third-most career passing touchdowns in franchise history

DE J.J. WATT

- ✦ Finished with eight total tackles (four solo), 3.0 sacks, four tackles for loss, four quarterback hits and one forced fumble
- ✦ Became the first player in NFL history to record at least eight total tackles, 3.0 sacks, four tackles for loss, four quarterback hits and one forced fumble in two separate career games (Week 15 of the 2012 season vs. Indianapolis). There has only been three occurrences in NFL history where a player recorded at least eight total tackles, 3.0 sacks, four tackles for loss, four quarterback hits and one forced fumble in a game and Watt is responsible for two of them **DeMarcus Ware** is only other player to do it in NFL history (Week 8 of the 2011 season at Philadelphia)
- ✦ Recorded his first sack since Week 2 of the 2016 season vs. Kansas City and now has 79.0 since entering the league in 2011 (91 games), which is the second-most in the NFL during that span
- ✦ Registered his first multi-sack game since Week 17 of the 2015 season (3.0 vs. Jacksonville). Watt leads the NFL with 22 multi-sack games since entering the league in 2011
- ✦ Recorded 3.0-or-more sacks for the sixth time in his NFL career (2011-18), which is the second-most in the NFL since 2011 (Chiefs OLB **Justin Houston** – seven games)
- ✦ Became the first player in the NFL this season to record at least five total tackles, 1.0 sack, one forced fumble, one tackle for loss and two quarterback hits in the first half of a game
- ✦ Tallied his sixth quarterback hit of the season and leads the NFL in quarterback hits with 225 since he entered the league in 2011 (91 games)
- ✦ Notched his sixth tackle for loss of the season and leads the NFL in tackles for loss with 142 since he entered the league in 2011 (91 games)
- ✦ Registered his second forced fumble of the season and now has 17 since entering the NFL in 2011 (91 games)
- ✦ Sacked and forced a fumble on Giants QB **Eli Manning** for a loss of six yards in the second quarter on 3rd-and-5
- ✦ Sacked Giants QB **Eli Manning** for a loss of 10 yards in the third quarter for his second sack of the game
- ✦ Sacked Giants QB **Eli Manning** for a loss of nine yards in the fourth quarter for his third sack of the game

GAME SUMMARIES



37

WEEK 4

Houston Texans 37, Indianapolis Colts 34

57,716 Lucas Oil Stadium Indianapolis, Ind. Sep 30, 2018



34

Houston Texans 14 7 7 3 6 — 37
Indianapolis Colts 7 3 7 14 3 — 34

Scoring Drives

TEAM	QTR	TIME	SCORING PLAY	HOU	IND
Colts	1	11:17	Z. Pascal: 4-yard pass from A. Luck (A. Vinatieri kick) (7-75, 3:43)	0	7
Colts	1	05:19	J. Clowney: 0-yard run (K. Fairbairn kick) (2--2, 0:16)	7	7
Texans	1	01:45	W. Fuller V: 3-yard pass from D. Watson (K. Fairbairn kick) (5-52, 1:27)	14	7
Texans	2	01:08	D. Hopkins: 5-yard pass from D. Watson (K. Fairbairn kick) (2-8, 0:39)	21	7
Colts	2	00:02	A. Vinatieri: 42-yard FG (6-46, 1:06)	21	10
Texans	3	06:39	D. Watson: 5-yard run (K. Fairbairn kick) (15-79, 8:21)	28	10
Colts	3	05:14	N. Hines: 14-yard pass from A. Luck (A. Vinatieri kick) (5-75, 1:25)	28	17
Colts	4	07:41	E. Ebron: 5-yard pass from A. Luck (pass failed) (13-73, 6:22)	28	23
Texans	4	02:58	K. Fairbairn: 40-yard FG (10-54, 4:43)	31	23
Colts	4	00:45	N. Hines: 9-yard pass from A. Luck (A. Luck pass) (9-85, 2:13)	31	31
Colts	5	06:00	A. Vinatieri: 44-yard FG (13-50, 4:00)	31	34
Texans	5	01:50	K. Fairbairn: 29-yard FG (12-59, 4:10)	34	34
Texans	5	00:00	K. Fairbairn: 37-yard FG (3-24, 0:24)	37	34

Houston Texans

PASSING	ATT	CP	YDS	SK/YD	TD	LG	INT	QBR
Deshaun Watson	42	29	375	7/28	2	30	1	102.8
TOTAL	42	29	375	7/28	2	30	1	102.8

RUSHING	ATT	YDS	AVG	LG	TD
Lamar Miller	14	49	3.5	15	0
Deshaun Watson	6	41	6.8	18	1
Alfred Blue	13	31	2.4	10	0
Keke Coutee	2	-2	-1.0	3	0
TOTAL	35	119	3.4	18	1

RECEIVING	NO	YDS	AVG	LG	TD
Keke Coutee	11	109	9.9	19	0
DeAndre Hopkins	10	169	16.9	30	1
Will Fuller V	4	49	12.3	22	1
Jordan Akins	2	24	12.0	14	0
Ryan Griffin	1	12	12.0	12	0
Sammie Coates Jr.	1	12	12.0	12	0
TOTAL	29	375	12.9	30	2

TOP DEFENSE	TOT	SOLO	AST	SCK	YDS	INT
Johnathan Joseph	8	7	1	0.0	0.0	0
Tyrann Mathieu	7	7	0	0.0	0.0	0
Zach Cunningham	7	6	1	0.0	0.0	0
TOTAL	22	20	2	0.0	0.0	0

FIELD GOALS	FGA/FGM	PERCENT
Ka'imi Fairbairn	4-3	75.0
TOTAL	4-3	75.0

Indianapolis Colts

PASSING	ATT	CP	YDS	SK/YD	TD	LG	INT	QBR
Andrew Luck	62	40	464	4/27	4	42	0	108.5
TOTAL	62	40	464	4/27	4	42	0	108.5

RUSHING	ATT	YDS	AVG	LG	TD
Jordan Wilkins	8	16	2.0	7	0
Andrew Luck	3	11	3.7	7	0
Nyheim Hines	4	10	2.5	7	0
Jeremy McNichols	2	4	2.0	7	0
TOTAL	17	41	2.4	7	0

RECEIVING	NO	YDS	AVG	LG	TD
Nyheim Hines	9	63	7.0	14t	2
Chester Rogers	8	85	10.6	22	0
Zach Pascal	6	56	9.3	18	1
Eric Ebron	5	40	8.0	12	1
Ryan Grant	5	64	12.8	23	0
T.Y. Hilton	4	115	28.8	42	0
Marcus Johnson	2	24	12.0	16	0
Mo Alie-Cox	1	17	17.0	17	0
TOTAL	40	464	11.6	42	4

TOP DEFENSE	TOT	SOLO	AST	SCK	YDS	INT
Darius Leonard	13	8	5	1.0	5.0	0
Anthony Walker	10	9	1	1.0	6.0	0
Denico Autry	9	7	2	2.0	5.0	0
TOTAL	32	24	8	4.0	16.0	0

FIELD GOALS	FGA/FGM	PERCENT
Adam Vinatieri	2-2	100.0
TOTAL	2-2	100.0

Team Statistics

	Texans	Colts
First Downs	30	28
Total Net Yards	466	478
Rushes/Net Yards	35/119	17/41
Net Passing	347	437
Pass Attempts/Completions	42/29	62/40
Had Intercepted	1	0
Sacked/Yards Lost	7/28	4/27
Punts/Average	5/41.4	5/44.0
Penalties/Yards	10/54	10/85
Fumbles/Lost	0/0	3/2
Possession Time	40:04	29:56

TEAM NOTES

THE TEXANS...

- Recorded more than 420 yards of offense for the third game in a row (Weeks 2-4). This marks the first time in franchise history the Texans have had three straight games of at least 420 yards of offense
- Gained 466 total net yards (119 rushing and 347 passing) on 84 offensive plays (5.5 avg.)
- Recorded 30 total first downs (six rushing, 23 passing, one by penalty), which is the most total first downs gained in a game since Week 4 of the 2017 season vs. Tennessee (33)
- Converted 8-of-16 on third down attempts (50%), which marks the most third down conversions in a game since Week 13 of the 2017 season at Tennessee (eight)
- Marked their second game where two receivers have each compiled more than 100 receiving yards in the same game (WR **DeAndre Hopkins** and WR **Keke Coutee**). This is the first time since 2011 the Texans have had multiple games where two receivers compile more than 100 yards in the same game
- Scored a defensive touchdown on DE/OLB **Jadeveon Clowney's** fumble recovery in the endzone in the first quarter. It marked the first defensive touchdown for Houston since Week 6 of the 2017 season vs. Cleveland (CB **Johnathan Joseph**, 82 yard interception returned for a touchdown)
- Earned their fourth win in the last six matchups with the Colts and first since Week 14 of the 2016 season
- Improved their record to 1-1 against the AFC South this season
- Improved their record against the Colts to 4-5 overall under Head Coach **Bill O'Brien** and 3-2 on the road
- Improved their record against the AFC South to 16-10 overall under Head Coach **Bill O'Brien** and 8-6 on the road
- Improved their regular season record to 32-36 overall under Head Coach **Bill O'Brien** and 12-23 on the road
- Improved their all-time record against the Colts to 8-25 overall and 3-14 on the road
- Earned their 114th victory as a franchise (regular season & postseason combined) and 111th regular season victory
- Improved their record against the AFC South to 42-56 all-time and 17-33 on the road
- Improved their all-time record on the road to 45-86 in the regular season

SCORING PLAYS

- 1st Quarter – DE/OLB **Jadeveon Clowney** recovered a fumble by Colts C **Ryan Kelly** in the endzone to tie the game at 7-7 after K **Ka'imi Fairbairn** made the extra point attempt
- 1st Quarter – WR **Will Fuller V** caught a three-yard touchdown pass from QB **Deshaun Watson** to cap off a five-play, 52-yard drive (1:27). K **Ka'imi Fairbairn** made the extra point attempt to give Houston a 14-7
- 2nd Quarter – WR **DeAndre Hopkins** caught a five-yard touchdown pass from QB **Deshaun Watson** to finish off a two-play, eight-yard drive (0:39) after DE **J.J. Watt** sacked and forced a fumble on Colts QB **Andrew Luck** which was recovered by OLB **Duke Ejiofor**. K **Ka'imi Fairbairn** made the extra point attempt to increase Houston's lead to 21-7
- 3rd Quarter – QB **Deshaun Watson** scored on a five-yard run to complete a 15-play, 79-yard scoring drive (8:21) to extend Houston's lead to 28-10 after K **Ka'imi Fairbairn** made the extra point attempt
- 4th Quarter – K **Ka'imi Fairbairn** connected on a 40-yard field goal attempt following a 10-play, 54 yard drive (4:43) to increase the

Texans' lead to 31-23

- Overtime – K **Ka'imi Fairbairn** hit a 29-yard field goal attempt to finish off a 12-play, 59-yard drive (4:10) to tie the game at 34-34
- Overtime – K **Ka'imi Fairbairn** made a game-winning 37-yard field goal to cap off a three-play, 24-yard drive (0:24) and win the game 37-34

MISCELLANEOUS NOTES

- The following six Texans were captains for the game: WR **DeAndre Hopkins**, CB **Johnathan Joseph**, S **Tyrann Mathieu**, ILB **Brian Peters**, QB **Deshaun Watson** and DE **J.J. Watt**
- The following seven Texans players were inactive for the game: DE **Christian Covington**, OLB **Daeshon Hall**, T **Roderick Johnson**, T **David Sharpe**, WR **Vyncint Smith**, DE **Carlos Watkins** and CB **Kayvon Webster**
- The following Texans player made his NFL debut: WR **Keke Coutee**
- The following Texans player was active but did not play in the game: QB **Brandon Weeden**
- Houston won the toss and elected to defer. Indianapolis received the first half kickoff

INDIVIDUAL PLAYER NOTES

DE/OLB JADEVEON CLOWNEY

Recorded four total tackles (four solo), 2.0 sacks, four quarterback hits, four tackle for loss and one fumble recovery

Became the first player in franchise history to record multiple career games with at least 1.0 sack and a fumble recovery returned for a touchdown (Week 3 of 2017 at New England)

Became the only player to record at least 1.0 sack, two tackles for loss, one fumble recovery and one touchdown in a single game in the NFL this season

Recovered a fumble by Colts C **Ryan Kelly** in the endzone for his second career touchdown to tie the game at 7-7 in the first quarter. Clowney's first career touchdown was a 22-yard fumble recovery in Week 3 of the 2017 season at New England

- Tallied his first two sacks of the season and now has 22.0 in his career (2014-18)
- Recorded his first game with multiple tackles for loss since Week 14 of the 2017 season vs. San Francisco. Clowney now has 14 career games with multiple tackles for loss, six career games with three-or-more tackles for loss and three games with four-or-more tackles for loss
- Registered his fourth career game with multiple sacks and first since Week 11 of the 2017 season vs. Arizona
- Notched his fifth tackle for loss of the season, 53rd of his career and passed **Whitney Mercilus** (50) for the second-most career tackles for loss in franchise history. Clowney has 42 tackles for loss since 2016 (33 games), which is the second-most in the NFL over that span (Cardinals OLB **Chandler Jones**)
- Registered his first four quarterback hits of the season and now has 50 in his NFL career
- Recovered his first fumble of the season and the third of his career (two in 2017)
- Sacked Colts QB **Andrew Luck** for a loss of nine yards in the second quarter on 3rd-and-15
- Sacked Colts QB **Andrew Luck** for a loss of 10 yards in overtime

WR KEKE COUTEE

- Finished second on the team with 109 receiving yards on 11 receptions (9.9 avg.) in his NFL debut after missing Weeks 1-3 with

an injury

- Recorded the most receptions (11) by a player in their NFL debut since the NFL/AFL merger. Coutee passed **Anquan Boldin** (10) in 2003 and **Earl Cooper** (10) in 1980. **Sid Banks** is the only other player to record more when he had 13 receptions in his first game in 1964
- Set a franchise record for the most receiving yards (109) by a player in his NFL debut in Texans history, passing **Will Fuller's** 107 receiving yards in Week 1 of the 2016 season

ILB ZACH CUNNINGHAM

- Finished tied for second on the team with seven total tackles (six solo), two passes defended and one tackle for loss
- Tallied his second tackle for loss of the season and the seventh of his NFL career
- Registered his third pass defended of the season and the ninth of his career
- Passed **Dunta Robinson** (105) for the fourth-most total tackles through a player's first 20 games in franchise history

P TREVOR DANIEL

- Punted five times for 207 yards (41.4 avg.), including a long of 51, and pinned four punts inside the 20-yard line
- Dropped a 47-yard punt on the Colts' two-yard line that was downed by CB **Johnson Bademosi** in the first quarter. Houston scored a touchdown two plays later when DE/OLB **Jadeveon Clowney** recovered a fumble in the endzone

OLB DUKE EJIOFOR

- Finished with two total tackles (two solo), one quarterback hits and a fumble recovery
- Recorded his first fumble recovery of his NFL career at the Indianapolis eight-yard line after DE **J.J. Watt** sacked and forced a fumble on Colts QB **Andrew Luck**
- Tallied his second quarterback hit of the season

K KA'IMI FAIRBAIRN

- Scored 13 total points on three made field goals and four made extra point attempts
- Connected on a 40-yard field goal attempt in the fourth quarter following a 10-play, 54 yard drive (4:43) to increase the Texans' lead to 31-23
- Hit a 29-yard field goal attempt in overtime to finish off a 12-play, 59-yard drive (4:10) to tie the game at 34-34
- Made a game-winning 37-yard field goal in overtime to cap off a three-play, 24-yard drive (0:24)

WR WILL FULLER V

- Recorded 49 receiving yards on four receptions (12.3 avg.) and one touchdown
- Caught a three-yard touchdown pass from QB **Deshaun Watson** in the first quarter for his third receiving touchdown of the season and the 12th of his NFL career to give Houston a 14-7 lead in the first quarter
- Has now recorded a touchdown reception in all seven games he has played in with QB **Deshaun Watson**. Fuller has caught 10 touchdowns from Watson in those seven games
- Extended his streak to 27 consecutive games with a reception to start his career, which is the third-longest streak in franchise history to start a career

WR DEANDRE HOPKINS

- Finished with a game-high 169 receiving yards on 10 receptions (16.9 avg.) and one touchdown
- Tied for the third-most receiving yards (169) in a game in his NFL career (2013-18) and the most since Week 8 of the 2017 season at

Seattle (224)

- Has now caught nine touchdown passes from QB **Deshaun Watson** in 11 games played together
- Recorded his second touchdown reception of the season and the 38th of his NFL career (2013-18)
- Caught a five-yard touchdown pass from QB **Deshaun Watson** in the second quarter to increase Houston's lead to 21-17
- Extended his streak to 13 consecutive games with 60-or-more scrimmage yards, dating back to Week 8 of 2017. Hopkins' streak of consecutive games with 60-or-more scrimmage yards is the longest active streak in the NFL
- Extended his streak to 83 consecutive games with a reception to start his career, which is the longest streak in franchise history to start a career, the longest active streak in the NFL to start a career and the 10th-longest streak of games with a reception to start a career in the Super Bowl era
- Extended the third-longest streak in team history with at least one reception to 83 games, trailing **Andre Johnson** (133 games from 2005-14) and **Owen Daniels** (88 straight games from 2006-13)

CB JOHNATHAN JOSEPH

- Finished with a team-high eight total tackles (seven solo) and recorded one pass defended
- Passed **Morlon Greenwood** (385) for the seventh-most career total tackles in franchise history
- Tied **Walt Harris** (170) and **Terrell Buckley** (170) for the 11th-most career passes defended in NFL history

S TYRANN MATHIEU

- Finished tied for second on the team with seven total tackles (seven solo) and recorded one pass defended
- Recorded his third pass defended of the season and has compiled 44 since he entered the league in 2013

OLB WHITNEY MERCILUS

- Recorded his first three quarterback hits of the season and now has 78 in his NFL career (2012-18)
- Registered his first tackle for loss of the season and now has 50 in his NFL career (2012-18)

QB DESHAUN WATSON

- Completed 29-of-42 passes (69%) for 375 yards, two touchdowns, one interception and a 102.8 passer rating
- Ran for 41 yards on six carries (6.8 avg.) and one touchdown
- Became the third quarterback since the NFL/AFL merger to throw for 375-or-more yards and two touchdowns and rush for 40 yards and a rushing touchdown and the first since **Chad Henne** in Week 1 of the 2011 season
- Now has 26 career touchdown passes in 11 games (10 starts), which is the second-most in NFL history through a player's first 11 career games (**Kurt Warner** – 27)
- Recorded his first rushing touchdown of the season and the third rushing touchdown of his career
- Tied **Marc Bulger** (eight) and **Kurt Warner** (eight) for the most games with multiple touchdown passes through a player's first 11 career games in NFL history
- Recorded his seventh touchdown pass of the season
- Has thrown 10 touchdown passes to WR **Will Fuller V** in seven games played together including at least one in every game
- Has thrown nine touchdown passes to WR **DeAndre Hopkins** in 11 games played together
- Became the first Texans quarterback to throw for 300-or-more yards in three consecutive games since **Matt Schaub** in Weeks 13-15 of the 2010 season
- Threw for more than 300-yards for the fifth time in his NFL career

and the third week in a row

- Recorded multiple touchdown passes in a game for the ninth time in his NFL career
- Threw a three-yard touchdown pass to WR **Will Fuller V** to cap off a five-play, 52-yard scoring drive (1:27) in the first quarter and give the Texans a 14-7 lead
- Completed a five-yard touchdown pass to WR **DeAndre Hopkins** to finish off a two-play, eight-yard scoring drive (0:39) in the second quarter to increase Houston's lead to 21-7
- Scored a rushing touchdown on a five-yard run in the third quarter to complete a 15-play, 79-yard scoring drive (8:21) to extend Houston's lead to 28-10. Watson was 6-for-6 passing for 62 yards on the drive
- Led Houston on a 10-play, 54 yard drive (4:43) that resulted in a 40-yard field goal by K **Ka'imi Fairbairn** to increase the Texans' lead to 31-23 in the fourth quarter
- Led the Texans on a 12-play, 59-yard drive (4:10) that resulted in a 29-yard field goal by K **Ka'imi Fairbairn** in overtime to tie the game at 34-34
- Led Houston on a game-winning three-play, 24-yard drive (0:24) that resulted in a 37-yard field goal by K **Ka'imi Fairbairn** to win the game 37-34 in overtime
- Passed **Sage Rosenfels** (24) for the third-most career passing touchdowns in franchise history

DE J.J. WATT

- Finished with four tackles (four solo), 2.0 sacks, one tackle for loss, one quarterback hits and two forced fumbles
- Became the second-fastest NFL player to reach 80.0 career sacks, doing so in his 92nd career game. Hall of Fame DE **Reggie White** accomplished the feat in 70 career games
- Recorded multiple sacks in back-to-back games for the seventh

time in his NFL career, which is the most in NFL history. **Clay Matthews**, **Demarcus Ware**, **Jared Allen** with **Jason Pierre-Paul** are all tied for second with three each

- Tied Pro Football Hall of Famer **Richard Dent** (23 games) for the second-most games of multiple sacks by a player in his first 100 career games. Only Pro Football Hall of Famer **Reggie White** (29) had more
- Now has 5.0 sacks this season and 81.0 since entering the league in 2011 (92 games), which is the second-most in the NFL during that span
- Registered his second multi-sack game of the season (Week 3 vs. N.Y. Giants) and leads the NFL with 23 multi-sack games since entering the league in 2011
- Tallied his seventh quarterback hit of the season and leads the NFL in quarterback hits with 226 since he entered the league in 2011 (92 games)
- Notched his sixth tackle for loss of the season and leads the NFL in tackles for loss with 142 since he entered the league in 2011 (92 games)
- Registered his fourth forced fumble of the season and now has 19 since entering the NFL in 2011 (92 games)
- Sacked and forced a fumble on Colts QB **Andrew Luck** for a loss of four yards in the second quarter
- Sacked and forced a fumble on Colts QB **Andrew Luck** for a loss of four yards in the second quarter. OLB **Duke Ejirofor** recovered the fumble at the Colts' eight-yard line. Houston scored a touchdown two plays later

CB SHAREECE WRIGHT

- Finished with four solo tackles and two passes defended
- Recorded his first two pass defended of the season and the 38th of his NFL career (2011-18)

GAME SUMMARIES



16

WEEK 5

Dallas Cowboys 16, Houston Texans 19
72,008 NRG Stadium Houston, Texas Oct 7, 2018



19

Dallas Cowboys 6 0 7 3 0 — 16
Houston Texans 0 10 3 3 3 — 19

Scoring Drives

TEAM	QTR	TIME	SCORING PLAY	DAL	HOU
Cowboys	1	10:03	B. Maher: 27-yard FG (9-66, 4:57)	3	0
Cowboys	1	03:10	B. Maher: 43-yard FG (5-37, 2:38)	6	0
Texans	2	13:40	K. Coutee: 1-yard pass from D. Watson (K. Fairbairn kick) (8-70, 4:30)	6	7
Texans	2	06:00	K. Fairbairn: 20-yard FG (12-79, 5:57)	6	10
Cowboys	3	11:52	A. Hurns: 3-yard pass from D. Prescott (B. Maher kick) (5-16, 1:59)	13	10
Texans	3	05:02	K. Fairbairn: 21-yard FG (8-26, 2:53)	13	13
Texans	4	08:31	K. Fairbairn: 19-yard FG (9-59, 4:58)	13	16
Cowboys	4	05:39	B. Maher: 48-yard FG (5-45, 2:52)	16	16
Texans	5	01:50	K. Fairbairn: 36-yard FG (8-72, 3:43)	16	19

Dallas Cowboys

PASSING	ATT	CP	YDS	SK/YD	TD	LG	INT	QBR
Dak Prescott	29	18	208	2/14	1	44	2	66.5
TOTAL	29	18	208	2/14	1	44	2	66.5

RUSHING	ATT	YDS	AVG	LG	TD
Ezekiel Elliott	20	54	2.7	14	0
Dak Prescott	6	34	5.7	11	0
Rod Smith	3	10	3.3	5	0
TOTAL	29	98	3.4	14	0

RECEIVING	NO	YDS	AVG	LG	TD
Ezekiel Elliott	7	30	4.3	10	0
Geoff Swaim	3	55	18.3	43	0
Deonte Thompson	2	19	9.5	11	0
Allen Hurns	1	3	3.0	3t	1
Blake Jarwin	1	11	11.0	11	0
Cole Beasley	1	8	8.0	8	0
Michael Gallup	1	6	6.0	6	0
Rico Gathers	1	32	32.0	32	0
Tavon Austin	1	44	44.0	44	0
TOTAL	18	208	11.6	44	1

TOP DEFENSE	TOT	SOLO	AST	SCK	YDS	INT
Leighton Vander Esch	13	11	2	0.0	0.0	0
Jaylon Smith	12	6	6	1.0	1.0	0
Byron Jones	10	8	2	0.0	0.0	0
TOTAL	35	25	10	1.0	1.0	0

FIELD GOALS	FGA/FGM	PERCENT
Brett Maher	3-3	100.0
TOTAL	3-3	100.0

Houston Texans

PASSING	ATT	CP	YDS	SK/YD	TD	LG	INT	QBR
Deshaun Watson	44	33	375	1/1	1	49	1	98.2
TOTAL	44	33	375	1/1	1	49	1	98.2

RUSHING	ATT	YDS	AVG	LG	TD
Alfred Blue	20	46	2.3	17	0
Deshaun Watson	10	40	4.0	11	0
Keke Coutee	1	2	2.0	2	0
TOTAL	31	88	2.8	17	0

RECEIVING	NO	YDS	AVG	LG	TD
DeAndre Hopkins	9	151	16.8	49	0
Alfred Blue	8	73	9.1	28	0
Keke Coutee	6	51	8.5	18	1
Ryan Griffin	6	65	10.8	13	0
Will Fuller V	2	15	7.5	10	0
Jordan Akins	1	9	9.0	9	0
Jordan Thomas	1	11	11.0	11	0
TOTAL	33	375	11.4	49	1

TOP DEFENSE	TOT	SOLO	AST	SCK	YDS	INT
Zach Cunningham	10	7	3	0.0	0.0	0
Benardrick McKinney	8	7	1	0.5	2.5	0
Tyrann Mathieu	8	6	2	0.0	0.0	0
TOTAL	26	20	6	0.5	2.5	0

FIELD GOALS	FGA/FGM	PERCENT
Ka'imi Fairbairn	5-4	80.0
TOTAL	5-4	80.0

Team Statistics

	Cowboys	Texans
First Downs	14	25
Total Net Yards	292	462
Rushes/Net Yards	29/98	31/88
Net Passing	194	374
Pass Attempts/Completions	29/18	44/33
Had Intercepted	2	1
Sacked/Yards Lost	2/14	1/1
Punts/Average	5/44.0	3/53.3
Penalties/Yards	7/72	5/25
Fumbles/Lost	0/0	2/1
Possession Time	31:32	36:38

TEAM NOTES

THE TEXANS...

- ✔ Won back-to-back games in overtime for the first time since Weeks 11-12 of the 2012 season
- ✔ Won their first game against Dallas since the Texans inaugural game in Week 1 of the 2002 season
- ✔ Gained 462 total net yards (88 rushing and 374 passing) on 76 offensive plays (6.1 avg.)
- ✔ Have now recorded 2,117 yards of total offense through the first five games of the 2018 season, which is the most total net yards in franchise history through Week 5
- ✔ Have the most total net yards in the AFC in 2018 and rank second in the NFL behind only the L.A. Rams (2,342)
- ✔ Recorded more than 420 yards of offense for the fourth game in a row (Weeks 2-5), which marks the first time in franchise history the Texans have had four straight games of at least 420 yards of offense
- ✔ Recorded 25 total first downs (four rushing, 18 passing, three by penalty)
- ✔ Held the Cowboys to 14 total first downs (six rushing, eight passing) and 4-of-14 on third down attempts (29%)
- ✔ Allowed only 292 total net yards (98 rushing and 194 passing) to the Cowboys on 60 offensive plays (4.9 avg.)
- ✔ Won the time of possession battle 36:38 to 31:32 over the Cowboys
- ✔ Notched multiple interceptions in a game for the first time since Week 11 of the 2017 season vs. Arizona (two)
- ✔ Recorded 251 total net yards in the first half, which marked the most recorded by the Texans in the first half of a game since Week 8 of the 2017 season at Seattle (281)

SCORING PLAYS

- ✔ 2nd Quarter – WR **Keke Coutee** caught a one-yard touchdown pass from QB **Deshaun Watson** to cap off an eight-play, 70-yard drive (4:30) and give the Texans a 7-6 lead after K **Ka'imi Fairbairn** made the extra point attempt
- ✔ 2nd Quarter – K **Ka'imi Fairbairn** connected on a 20-yard field goal following a 12-play, 79-yard drive (5:57) to extend Houston's lead to 10-6
- ✔ 3rd Quarter – K **Ka'imi Fairbairn** made a 21-yard field goal to finish off an eight-play, 26-yard drive (2:53) to tie the game at 13-13 following an interception by S **Justin Reid**
- ✔ 4th Quarter – K **Ka'imi Fairbairn** hit a 19-yard field goal following a nine-play, 59-yard drive (4:58) to give Houston a 16-13 lead
- ✔ Overtime – K **Ka'imi Fairbairn** connected on a game-winning 36-yard field goal to complete an eight-play, 72-yard drive (3:43) and give Houston a 19-16 victory

MISCELLANEOUS NOTES

- ✔ The following six Texans were captains for the game: WR **DeAndre Hopkins**, CB **Johnathan Joseph**, S **Tyrann Mathieu**, ILB **Brian Peters**, QB **Deshaun Watson** and DE **J.J. Watt**
- ✔ The following seven Texans players were inactive for the game: CB **Aaron Colvin**, DE **Christian Covington**, OLB **Daeshon Hall**, ILB **Brian Peters**, T **David Sharpe**, WR **Vyncint Smith** and DE **Carlos Watkins**
- ✔ The following players made their Texans debut: ILB **Tyrell Adams** and CB **Kayvon Webster**
- ✔ The following two Texans were active but did not play in the game: RB **Lamar Miller** and QB **Brandon Weeden**
- ✔ Houston won the toss and elected to defer. Dallas received the first half kickoff

RB ALFRED BLUE

- ✔ Ran for a team-high 46 yards on 20 carries (2.3 avg.) and caught eight passes for 73 yards (9.1 avg.)
- ✔ Recorded the most receptions and receiving yards in a game in his NFL career (2014-18)
- ✔ Registered the third-most scrimmage yards (119) in his NFL career and the most yards from scrimmage since Week 3 of the 2015 season at Tampa Bay (139)

DE/OLB JADEVEON CLOWNEY

- ✔ Recorded three total tackles (two solo), 0.5 sacks, two quarterback hits and one tackle for loss
- ✔ Now has 2.5 sacks this season and 22.5 in his NFL career (2014-18)
- ✔ Split a sack on Cowboys QB **Dak Prescott** with ILB **Benardrick McKinney** for a loss of 2.5 yards in the third quarter
- ✔ Notched his sixth tackle for loss of the season and 54th of his career. Clowney has 43 tackles for loss since 2016 (34 games), which is the second-most in the NFL over that span (Cardinals OLB **Chandler Jones**)
- ✔ Registered his sixth quarterback hits of the season and now has 52 in his NFL career (2014-18)
- ✔ Tallied his 14th career game with multiple quarterback hits, including his second in a row and second this season
- ✔ Notched his sixth tackle for loss of the season and now has 54 in his NFL career (2014-18)

WR KEKE COUTEE

- ✔ Finished with 51 receiving yards on six receptions (8.5 avg.) and one touchdown
- ✔ Caught his first career NFL touchdown from QB **Deshaun Watson** to cap off an eight-play, 70-yard scoring drive (4:30) in the second quarter and give Houston a 7-6 lead
- ✔ Passed WR **DeAndre Hopkins** (12) for the most receptions through a player's first two NFL games in franchise history
- ✔ Passed Giants RB **Saquon Barkley** and Bears RB **Tarik Cohen** for the third-most receptions (17) through a player's first two career games since the AFL/NFL merger, trailing only **Earl Cooper** (19) and **Anquan Boldin** (18)

ILB ZACH CUNNINGHAM

- ✔ Led the team with nine total tackles (six solo) and one quarterback hit
- ✔ Tallied his first quarterback hit of the season and the third of his NFL career (2017-18)

P TREVOR DANIEL

- ✔ Punted three times for 160 yards (53.5 avg.), including a career-high 61 yarder, and one inside the 20-yard line
- ✔ Recorded the longest punt by a rookie AFC punter this season with a 61 yarder in the third quarter

K KA'IMI FAIRBAIRN

- ✔ Scored 13 total points on four made field goals and one made extra point attempt
- ✔ Made a game-winning 36-yard field goal in overtime following an eight-play, 72-yard scoring drive (3:43) to give Houston the 19-16 victory
- ✔ Connected on a 20-yard field goal to extend Houston's lead to 10-6 in the second quarter
- ✔ Hit a 21-yard field goal to tie the game at 13-13 in the third quarter following an interception by S **Justin Reid**
- ✔ Made a 19-yard field goal to give Houston a 16-13 lead in the fourth quarter

INDIVIDUAL PLAYER NOTES

TE RYAN GRIFFIN

- Recorded 65 receiving yards on six receptions (10.8 avg.)
- Registered the most receptions and receiving yards in a game since Week 15 of the 2016 season vs. Jacksonville when he recorded eight receptions for 85 yards (10.6 avg.)

WR DEANDRE HOPKINS

- Finished with a game-high 151 receiving yards on nine receptions (16.8 avg.)
- Compiled the second-most receiving yards (320) over a two-game span in his NFL career and the most since Weeks 4-5 of the 2015 season (326)
- Registered 150-or-more yards receiving in back-to-back games for the second time in his career (Weeks 4-5 of the 2015 season), joining **Andre Johnson** as the only Texans players to accomplish the feat multiple times
- Recorded 150-or-more receiving yards in back-to-back games for the second time in his career. Only seven other players in NFL history have recorded back-to-back games of 150-or-more yards on multiple occasions in their career: **Jerry Rice** (three), **Torry Holt** (three), **Andre Johnson** (two), **Brandon Marshall** (two), **Steve Smith** (two), **James Lofton** (two) and **Lance Alworth** (two)
- Notched the first pass defended of his NFL career on the Cowboys' Hail Mary play as time expired in regulation
- Tied **Andre Johnson** (six) for the most receptions of 25-plus yards through Week 5 of a season in team history
- Extended his streak to 14 consecutive games with 60-or-more scrimmage yards, dating back to Week 8 of 2017. Hopkins' streak of consecutive games with 60-or-more scrimmage yards is the longest active streak in the NFL
- Extended his streak to 84 consecutive games with a reception to start his career, which is the longest streak in franchise history to start a career, the longest active streak in the NFL to start a career and the 10th-longest streak of games with a reception to start a career in the Super Bowl era
- Extended his streak to 84 consecutive games with a reception, which is tied for the eighth-longest active streak of games with at least one reception (Titans TE **Delanie Walker**)
- Extended the third-longest streak in team history with at least one reception to 84 games, trailing **Andre Johnson** (133 games from 2005-14) and **Owen Daniels** (88 straight games from 2006-13)

S KAREEM JACKSON

- Finished with five total tackles (five solo), one interception, one tackle for loss and two passes defended
- Recorded his first interception of the season and the 15th of his NFL career (2010-18). Jackson's 15 career interceptions (all with the Texans) are the most by a player in franchise history
- Intercepted a pass from Cowboys QB **Dak Prescott** and returned it 11 yards in the second quarter
- Tallied his fifth pass defended of the season and the 76th of his NFL career (2010-18). Jackson's 76 career passes defended are the second-most in Texans history, trailing only CB **Johnathan Joseph** (97)
- Registered his second tackle for loss of the season and now has 19 tackles for loss in his NFL career (2010-18)
- Passed **Chris Myers** (112) for the third-most starts by a Texans player in franchise history (2010-18)

CB JOHNATHAN JOSEPH

- Finished with two total tackles and recorded three passes defended
- Passed **Cris Dishman** (172) for the 10th-most career passes defended in NFL history
- Recorded the most passes defended in a game since Week 6 of the 2017 season vs. Cleveland (three). It marked the 18th game in

- Joseph's career where he's recorded three-or-more passes defended
- Tallied his fifth pass defended of the season and the 173rd pass defended of his career, which leads the NFL since he began his career with Cincinnati in 2006 (177 games)
- Registered his 97th pass defended since joining the Texans in 2011, which is the second-most in the NFL over that span. Joseph trails 49ers CB **Richard Sherman** (101)
- Passed **Kevin Walter** (109) for the eighth-most games played in team history with 110 (2011-18)

S TYRANN MATHIEU

- Finished tied for second on the team with eight total tackles (six solo) and recorded one tackle for loss
- Recorded his first tackle for loss of the season and has compiled 29 since he entered the league in 2013

ILB BENARDRICK MCKINNEY

- Tied for second on the team with eight total tackles (six solo), 0.5 sacks, one quarterback hit and one tackle for loss
- Split a sack on Cowboys QB **Dak Prescott** with DE/OLB **Jadeveon Clowney** for a loss of 2.5 yards in the third quarter and now has 9.5 sacks in his NFL career
- Tallied his second tackle for loss of the season and now has 27 in his NFL career (2015-18)
- Registered his first quarterback hit of the season and now has 22 in his NFL career (2015-18)

S JUSTIN REID

- Finished with six total tackles (five solo), one interception and one pass defended
- Recorded the first interception of his NFL career on a pass from Cowboys QB **Dak Prescott** in the third quarter. Reid returned it six yards to the Cowboys' 30-yard line. K **Ka'imi Fairbairn** made a 21-yard field goal eight plays later
- Registered his third pass defended of the season and the third of his NFL career

QB DESHAUN WATSON

- Completed 33-of-44 passes (75.0%) for 375 yards, one touchdown, one interception and a 98.2 passer rating
- Ran for 40 yards on 10 carries (4.0 avg.)
- Has now thrown for 375-or-more yards and rushed for 35-or-more yards in three consecutive games, which marks the longest streak in NFL history. No other quarterback has ever accomplished this feat in back-to-back games
- Registered at least 375 passing yards and 40 rushing yards for the third time in his NFL career, tying **Steve Young** (three) for the most games with at least 375 passing yards and 40 rushing yards in NFL history
- Now has 27 career touchdown passes in 12 games (11 starts), which is the second-most in NFL history through a player's first 12 career games (**Kurt Warner** – 29)
- Recorded his eighth touchdown pass of the season and the 27th of his NFL career (2017-18)
- Became the first Texans quarterback to throw for 300-or-more yards in four consecutive games since **Matt Schaub** in Weeks 12-15 of the 2010 season
- Threw for more than 300-yards for the sixth time in his NFL career and the fourth week in a row
- Set a career-high for most completions in a single game (33)
- Completed a one-yard touchdown pass to WR **Keke Coutee** to cap off an eight-play, 70-yard scoring drive (4:30) in the second quarter and give Houston a 7-6 lead
- Led Houston on a 12-play, 79-yard scoring drive (5:57) that resulted in a 20-yard field goal by K **Ka'imi Fairbairn** to extend Houston's

GAME SUMMARIES

lead to 10-6 in the second quarter

- ✦ Led the Texans on an eight-play, 26-yard scoring drive (2:53) that resulted in a 21-yard field goal by **K Ka'imi Fairbairn** to tie the game at 13-13 in the third quarter following an interception by S **Justin Reid**
- ✦ Led Houston on a nine-play, 59-yard scoring drive (4:58) that resulted in a 19-yard field goal by **K Ka'imi Fairbairn** to give Houston a 16-13 lead in the fourth quarter
- ✦ Led the Texans on a game-winning eight-play, 72-yard scoring drive (3:43) in overtime that resulted in a 36-yard field goal by **K Ka'imi Fairbairn** to give Houston a 19-16 victory

DE J.J. WATT

- ✦ Finished with two total tackles (two solo), 1.0 sack, one tackle for loss and two quarterback hits
- ✦ Sacked Cowboys QB **Dak Prescott** for a loss of nine yards in the fourth quarter

- ✦ Now has 6.0 sacks this season, which is tied for the most in the NFL in 2018 (**J. Watt** and **Geno Atkins**)
- ✦ Has 82.0 sacks since entering the league in 2011 (93 games), which is the second-most in the NFL during that span
- ✦ Tallied his 10th quarterback hit of the season and leads the NFL in quarterback hits with 229 since he entered the league in 2011 (93 games)
- ✦ Notched his seventh tackle for loss of the season and leads the NFL in tackles for loss with 143 since he entered the league in 2011 (93 games)

LS JON WEEKS

- ✦ Tied **Duane Brown** (133) for the second-most games played in franchise history (2010-18). Weeks has snapped on every field goal attempt, extra point attempt and punt for Houston since he signed as a free agent in 2010

GAME SUMMARIES



13

WEEK 6

Buffalo Bills 13, Houston Texans 20

71,638 NRG Stadium Houston, Texas Oct 14, 2018



20

Buffalo Bills 0 0 6 7 — 13
Houston Texans 7 3 0 10 — 20

Scoring Drives

TEAM	QTR	TIME	SCORING PLAY	BUF	HOU
Texans	1	04:43	D. Hopkins: 13-yard pass from D. Watson (K. Fairbairn kick) (5-29, 2:52)	0	7
Texans	2	08:33	K. Fairbairn: 33-yard FG (4-7, 1:40)	0	10
Bills	3	10:12	S. Hauschka: 23-yard FG (9-26, 4:11)	3	10
Bills	3	02:12	S. Hauschka: 52-yard FG (5-45, 1:19)	6	10
Bills	4	13:00	Z. Jones: 16-yard pass from N. Peterman (S. Hauschka kick) (5-32, 2:44)	13	10
Texans	4	01:34	K. Fairbairn: 27-yard FG (9-84, 2:21)	13	13
Bills	4	01:23	J. Joseph: 28-yard interception return (K. Fairbairn kick) (2-0, 0:11)	13	20

Buffalo Bills

PASSING	ATT	CP	YDS	SK/YD	TD	LG	INT	QBR
Josh Allen	17	10	84	2/16	0	39	0	71.7
Nathan Peterman	12	6	61	0/0	1	20	2	53.1
TOTAL	29	16	145	2/16	1	39	2	62.4

RUSHING	ATT	YDS	AVG	LG	TD
LeSean McCoy	16	73	4.6	14	0
Josh Allen	4	20	5.0	11	0
Chris Ivory	6	5	0.8	6	0
Nathan Peterman	1	2	2.0	2	0
TOTAL	27	100	3.7	14	0

RECEIVING	NO	YDS	AVG	LG	TD
Charles Clay	4	20	5.0	10	0
LeSean McCoy	3	21	7.0	22	0
Zay Jones	3	35	11.7	16	1
Kelvin Benjamin	2	43	21.5	39	0
Andre Holmes	1	20	20.0	20	0
Chris Ivory	1	4	4.0	4	0
Logan Thomas	1	0	0.0	0	0
Ray-Ray McCloud III	1	2	2.0	2	0
TOTAL	16	145	9.1	39	1

TOP DEFENSE	TOT	SOLO	AST	SCK	YDS	INT
Tremaine Edmunds	9	7	2	0.0	0.0	0
Matt Milano	8	3	5	0.0	0.0	0
Phillip Gaines	7	3	4	0.0	0.0	0
TOTAL	24	13	11	0.0	0.0	0

FIELD GOALS	FGA/FGM	PERCENT
Stephen Hauschka	2-2	100.0
TOTAL	2-2	100.0

Houston Texans

PASSING	ATT	CP	YDS	SK/YD	TD	LG	INT	QBR
Deshawn Watson	25	15	177	7/35	1	24	2	61.6
DeAndre Hopkins	1	0	0	0/0	0	0	0	39.6
TOTAL	26	15	177	7/35	1	24	2	50.6

RUSHING	ATT	YDS	AVG	LG	TD
Lamar Miller	15	46	3.1	11	0
Alfred Blue	7	26	3.7	17	0
Deshawn Watson	2	2	1.0	3	0
TOTAL	24	74	3.1	17	0

RECEIVING	NO	YDS	AVG	LG	TD
DeAndre Hopkins	5	63	12.6	24	1
Keke Coutee	3	33	11.0	22	0
Alfred Blue	2	17	8.5	14	0
Lamar Miller	2	25	12.5	16	0
Will Fuller V	2	33	16.5	17	0
Jordan Akins	1	6	6.0	6	0
TOTAL	15	177	11.8	24	1

TOP DEFENSE	TOT	SOLO	AST	SCK	YDS	INT
Zach Cunningham	13	9	4	0.0	0.0	0
Benardrick McKinney	11	6	5	1.0	5.0	0
Johnathan Joseph	6	5	1	0.0	0.0	1
TOTAL	30	20	10	1.0	5.0	1

FIELD GOALS	FGA/FGM	PERCENT
Ka'imi Fairbairn	2-2	100.0
TOTAL	2-2	100.0

Team Statistics

	Bills	Texans
First Downs	12	15
Total Net Yards	229	216
Rushes/Net Yards	27/100	24/74
Net Passing	129	142
Pass Attempts/Completions	29/16	26/15
Had Intercepted	2	2
Sacked/Yards Lost	2/16	7/35
Punts/Average	6/40.5	5/40.6
Penalties/Yards	12/104	6/50
Fumbles/Lost	2/1	3/1
Possession Time	33:00	27:00

TEAM NOTES

THE TEXANS...

- Have won three games in a row for the first time since Weeks 14-16 of the 2016 season
- Shutout an opponent in the first half for the first time since Week 16 of the 2015 season at Tennessee
- Blocked a punt by Bills P **Corey Bojorquez** in the second quarter, which marked the first blocked punt for the Texans since RB **Alfred Blue** blocked a punt in Week 1 of the 2014 season vs. Washington. The punt was blocked by ILB **Tyrell Adams** and recovered by OLB **Brennan Scarlett**
- Held the Bills to 229 total net yards (100 rushing and 129 passing) and 12 first downs (four rushing, eight passing)
- Improved their all-time record against the Bills to 5-4 overall (3-2 at home) and earned their first win against Buffalo since Week 4 of the 2014 season. Houston also their record against the Bills to 2-1 overall and 2-0 at home under Head Coach **Bill O'Brien**

SCORING PLAYS

- 1st Quarter – WR **DeAndre Hopkins** caught a 13-yard touchdown pass from QB **Deshawn Watson** following a five-play, 29-yard drive (2:52) to give Houston a 7-0 lead after K **Ka'imi Fairbairn** made the extra point attempt
- 2nd Quarter – K **Ka'imi Fairbairn** made a 33-yard field goal to give Houston a 10-0 lead
- 4th Quarter – K **Ka'imi Fairbairn** connected on a 27-yard field goal following a nine-play, 84-yard drive (2:21) to tie the game at 13-13
- 4th Quarter – CB **Johnathan Joseph** intercepted a pass from Bills QB **Nathan Peterman** and returned it 28 yards for a touchdown with 1:23 left in the game to give Houston a 20-13 lead after K **Ka'imi Fairbairn** made the extra point

MISCELLANEOUS NOTES

- The following six Texans were captains for the game: WR **DeAndre Hopkins**, CB **Johnathan Joseph**, S **Tyrann Mathieu**, ILB **Brian Peters**, QB **Deshawn Watson** and DE **J. Watt**
- The following seven Texans players were inactive for the game: CB **Aaron Colvin**, DE **Christian Covington**, OLB **Daeshon Hall**, ILB **Brian Peters**, T **David Sharpe**, WR **Vyncint Smith** and DE **Carlos Watkins**
- The following player made his Texans debut: CB **Mike Tyson**
- The following Texans player was active but did not play in the game: QB **Brandon Weeden**
- Houston won the toss and elected to defer. Buffalo received the first half kickoff

INDIVIDUAL PLAYER NOTES

ILB TYRELL ADAMS

- Blocked a punt from Bills P **Corey Bojorquez** in the second quarter that was recovered by OLB **Brennan Scarlett**
- Recorded his first two special teams tackles of the season and now has five special teams tackles in his NFL career

RB ALFRED BLUE

- Ran for 26 yards on seven carries (3.7 avg.) and caught two passes for 17 yards (8.5 avg.)

DE/OLB JADEVEON CLOWNEY

- Notched his seventh tackle for loss of the season and 55th of his career. Clowney has 44 tackles for loss since 2016 (35 games), which is the second-most in the NFL over that span (Cardinals OLB

Chandler Jones)

WR KEKE COUTEE

- Finished with 33 receiving yards on three receptions (11.0 avg.)
- Passed **DeAndre Hopkins** (18) for the most receptions through a player's first three NFL games in franchise history
- Tied for the third-most receptions (20) through a player's first three career games since the AFL/NFL merger, trailing only **Anquan Boldin** (23), **Earl Cooper** (21) and **Saquon Barkley** (21)

ILB ZACH CUNNINGHAM

- Led the team with a career-high 13 total tackles (nine solo). Cunningham's 13 total tackles are the most recorded by a Texans player since ILB **Benardrick McKinney** (16) in Week 3 of the 2016 season at New England
- Ranks fifth in franchise history for most total tackles (50) through the first six games of a season
- Combined with ILB **Benardrick McKinney** (11) for the most total tackles by a pair of Texans since Week 3 of the 2010 season when **Bernard Pollard** (15) and **DeMeco Ryans** (10) combined for 25 total tackles. It also marked the first time the Texans had two players with 11-or-more total tackles since Week 4 of the 2010 season (**DeMeco Ryans** – 11, **Bernard Pollard** – 11)

K KA'IMI FAIRBAIRN

- Scored eight total points on two made field goals and two made extra point attempts
- Made a 33-yard field goal in the second quarter to give Houston a 10-0 lead
- Connected on a 27-yard field goal to tie the game at 13-13 in the fourth quarter

WR DEANDRE HOPKINS

- Finished with a game-high 63 receiving yards on five receptions (12.6 avg.) and one touchdown
- Caught his third touchdown pass of the season and the 39th of his NFL career (2013-18)
- Has now caught 10 touchdowns from QB **Deshawn Watson** in 13 games played together
- Caught a 13-yard touchdown pass from QB **Deshawn Watson** following a five-play, 29-yard scoring drive (2:52) in the first quarter to give Houston a 7-0 lead
- Has 26 receiving touchdowns at home in his NFL career (2013-18), which the fourth-most in the NFL in that span
- Tallied his third career touchdown reception against the Bills in three games played against Buffalo in his career
- Extended his streak to 15 consecutive games with 60-or-more scrimmage yards, dating back to Week 8 of 2017. Hopkins' streak of consecutive games with 60-or-more scrimmage yards is the longest active streak in the NFL
- Extended his streak to 85 consecutive games with a reception to start his career, which is the longest streak in franchise history to start a career, the longest active streak in the NFL to start a career and the 10th-longest streak of games with a reception to start a career in the Super Bowl era
- Extended his streak to 85 consecutive games with a reception, which is the seventh-longest active streak of games with at least one reception in the NFL
- Extended the third-longest streak in team history with at least one reception to 85 games, trailing **Andre Johnson** (133 games from 2005-14) and **Owen Daniels** (88 straight games from 2006-13)

RB BUDDY HOWELL

- Recorded two special teams tackle and a forced fumble on special teams
- Forced a fumble on Bills WR **Ray-Ray McCloud III** on the opening

kickoff of the game that was recovered by Buffalo

S KAREEM JACKSON

- ✦ Finished with three total tackles (three solo), one interception, one tackle for loss and three passes defended
- ✦ Recorded his second interception of the season and the 16th of his NFL career (2010-18). Jackson's 16 career interceptions (all with the Texans) are the most by a player in franchise history
- ✦ Recorded a career-high three passes defended and tallied his team-leading eighth pass defended of the season. His eight passes defended ranks tied for fourth in franchise history for the most passes defended through six games
- ✦ Has 79 passes defended in his career (2010-18), which ranks second in Texans history behind CB **Johnathan Joseph** (99)
- ✦ Registered his third tackle for loss of the season and now has 20 tackles for loss in his NFL career (2010-18). Jackson's 20 tackles for loss are the most by a defensive back in franchise history
- ✦ Tied **Chester Pitts** (114) for the second-most starts in Texans history

CB JOHNATHAN JOSEPH

- ✦ Finished third on the team with six total tackles (five solo) and recorded one interception and two passes defended
- ✦ Intercepted a pass from Bills QB **Nathan Peterman** and returned it 28 yards for a touchdown with 1:23 left in the game to give Houston a 20-13 lead. It marked Joseph's first pick-six since Week 6 of the 2017 season vs. Cleveland
- ✦ Recorded his first interception of the season and the 15th interception since joining the Texans in 2011, which is the second-most in franchise history behind S **Kareem Jackson** (16)
- ✦ Tallied his fourth interception returned for a touchdown since joining the Texans in 2011, which is a franchise record
- ✦ Registered his 29th career interception and seventh career interception returned for a touchdown (2006-18)
- ✦ Ranks 10th in NFL history in career passes defended and leads the NFL since he began his career with Cincinnati in 2006 with 175 total in 178 games played
- ✦ Registered his franchise-record 99th pass defended since joining the Texans in 2011 (111 games), which is the second-most in the NFL over that span (49ers CB **Richard Sherman** - 101)
- ✦ Tallied his seventh pass defended of the season, which ranks second on the team behind S **Kareem Jackson** (eight)
- ✦ Tied Ravens S **Eric Weddle** and Panthers S **Mike Adams** (29) for the seventh-most career interceptions among active NFL players
- ✦ Tied Giants CB **Janoris Jenkins** (seven) for the second-most career interceptions returned for touchdowns among active NFL players behind only Rams CB **Aqib Talib** (10)

ILB BENARDRICK MCKINNEY

- ✦ Finished second on the team with 11 total tackles (six solo) and tallied 1.0 sack, two quarterback hits and one tackle for loss
- ✦ Recorded the most total tackles in a game since Week 1 of the 2017 season vs. Jacksonville (11)
- ✦ Notched 11 total tackles and 1.0 sack in a game for a fourth time in his career, which passes **DeMeco Ryans** and **Jamie Sharper** (three) for the most games with at least 11 total tackles and 1.0 sack in franchise history
- ✦ Combined with ILB **Zach Cunningham** (13) for the most total tackles by a pair of Texans since Week 3 of the 2010 season when **Bernard Pollard** (15) and **DeMeco Ryans** (10) combined for 25 total tackles. It also marked the first time the Texans had two players with 11-or-more total tackles since Week 4 of the 2010 season (**DeMeco Ryans** - 11, **Bernard Pollard** - 11)
- ✦ Sacked Bills QB **Josh Allen** for a loss of five yards in the first quarter. McKinney has 1.5 sacks this season and 10.5 in his NFL

career (2015-18)

- ✦ Tallied his third tackle for loss of the season and now has 28 in his NFL career (2015-18)
- ✦ Registered his third quarterback hit of the season and now has 24 in his NFL career (2015-18)

RB LAMAR MILLER

- ✦ Ran for a team-high 46 yards on 15 carries (3.1 avg.) and caught two passes for 25 yards (12.5 avg.)

OLB BRENNAN SCARLETT

- ✦ Recorded the first fumble recovery of his NFL career at the Buffalo 29-yard line after Bills WR **Ray-Ray McCloud III** muffed a punt by Texans P **Trevor Daniel** in the first quarter
- ✦ Recovered a blocked punt from Bills P **Corey Bojorquez** at the Buffalo 35-yard line and returned it 14 yards to the Buffalo 21-yard line in the second quarter. The punt was blocked by Texans ILB **Tyrell Adams**
- ✦ Tallied one special teams tackles, which marked his second of the season and eighth of his NFL career

QB DESHAUN WATSON

- ✦ Completed 15-of-25 passes (60.0%) for 177 yards, one touchdown, two interceptions and a 61.6 passer rating
- ✦ Now has 28 career touchdown passes in 13 career games, which is the second-most in NFL history through a player's first 13 career games (**Kurt Warner** - 32)
- ✦ Now has 3,497 career passing yards in 13 career games, which is the fourth-most in NFL history through a player's first 13 career games, trailing **Andrew Luck** (3,792 in 2012), **Cam Newton** (3,573 in 2011) and **Marc Bulger** (3,534 in 2002-03)
- ✦ Recorded his ninth touchdown pass of the season and the 28th of his NFL career (2017-18)
- ✦ Threw his 10th touchdown pass to WR **DeAndre Hopkins** in 13 games played together
- ✦ Completed a 13-yard touchdown pass to WR **DeAndre Hopkins** following a five-play, 29-yard scoring drive (2:52) in the first quarter to give Houston a 7-0 lead
- ✦ Led Houston on a nine-play, 84-yard scoring drive (2:21) in the fourth quarter that resulted in a 27-yard field goal by K **Ka'imi Fairbarin** to tie the game at 13-13
- ✦ Passed **Sage Rosenfels** (3,380) for the third-most career passing yards in franchise history

DE J.J. WATT

- ✦ Finished with three total tackles (three solo), 1.0 sack, one tackle for loss and one quarterback hit
- ✦ Has 7.0 sacks this season, which leads the AFC and is tied with Vikings DE **Danielle Hunter** for the most in the NFL
- ✦ Has 83.0 sacks since entering the league in 2011 (94 games), which is the second-most in the NFL during that span
- ✦ Recorded a sack in his fourth straight game for the sixth time in his NFL career. Watt's six streaks with a sack in four straight games are the second-most in the NFL since 2011 (Broncos OLB **Von Miller** - seven)
- ✦ Tallied his 11th quarterback hit of the season. Watt leads the NFL in quarterback hits with 230 since he entered the league in 2011 (94 games) and since the stat began being officially tracked by the NFL
- ✦ Notched his eighth tackle for loss of the season. Watt leads the NFL in tackles for loss with 144 since he entered the league in 2011 (94 games) and since the stat began being officially tracked by the NFL
- ✦ Sacked Bills QB **Josh Allen** for a loss of 11 yards on 3rd-and-12 in the second quarter. Watt now has 2.0 sacks against the Bills in his career

LS JON WEEKS

GAME SUMMARIES

🏈 Passed **Duane Brown** (133) for the second-most games played in franchise history. Weeks has snapped on every field goal attempt, extra point attempt and punt for Houston since he signed as a free

agent in 2010

GAME SUMMARIES



20

WEEK 7

Houston Texans 20, Jacksonville Jaguars 7

66,534 TIAA Bank Field Jacksonville, Fla. Oct 21, 2018



7

Houston Texans 6 7 7 0 — 20
Jacksonville Jaguars 0 0 7 0 — 7

Scoring Drives

TEAM	QTR	TIME	SCORING PLAY	HOU	JAX
Texans	1	10:22	K. Fairbairn: 44-yard FG (7-10, 3:15)	3	0
Texans	1	02:39	K. Fairbairn: 48-yard FG (9-51, 4:46)	6	0
Texans	2	05:31	L. Miller: 5-yard run (K. Fairbairn kick) (10-60, 4:55)	13	0
Texans	3	10:50	D. Hopkins: 10-yard pass from D. Watson (K. Fairbairn kick) (2-12, 0:37)	20	0
Jaguars	3	02:18	T. Yeldon: 6-yard pass from C. Kessler (J. Lambo kick) (10-47, 4:37)	20	7

Houston Texans

PASSING	ATT	CP	YDS	SK/YD	TD	LG	INT	QBR
Deshaun Watson	24	12	139	1/8	1	31	0	81.8
TOTAL	24	12	139	1/8	1	31	0	81.8

RUSHING	ATT	YDS	AVG	LG	TD
Lamar Miller	22	100	4.5	16	1
Alfred Blue	8	28	3.5	7	0
Deshaun Watson	7	13	1.9	4	0
TOTAL	37	141	3.8	16	1

RECEIVING	NO	YDS	AVG	LG	TD
Will Fuller V	6	68	11.3	18	0
DeAndre Hopkins	3	50	16.7	31	1
Keke Coutee	1	3	3.0	3	0
Lamar Miller	1	-1	-1.0	-1	0
Tyler Ervin	1	19	19.0	19	0
TOTAL	12	139	11.6	31	1

TOP DEFENSE	TOT	SOLO	AST	SCK	YDS	INT
Zach Cunningham	10	8	2	0.0	0.0	0
Benardrick McKinney	7	6	1	0.0	0.0	0
Jadeveon Clowney	7	7	0	2.0	14.0	0
TOTAL	24	21	3	2.0	2.0	0

FIELD GOALS	FGA/FGM	PERCENT
Ka'imi Fairbairn	2-2	100.0
TOTAL	2-2	100.0

Jacksonville Jaguars

PASSING	ATT	CP	YDS	SK/YD	TD	LG	INT	QBR
Cody Kessler	30	21	156	4/28	1	15	1	79.3
Blake Bortles	12	6	61	0/0	0	24	0	64.9
TOTAL	42	27	217	4/28	1	24	1	72.1

RUSHING	ATT	YDS	AVG	LG	TD
Blake Bortles	6	30	5.0	10	0
T.J. Yeldon	12	28	2.3	6	0
Cody Kessler	2	8	4.0	6	0
David Williams	1	2	2.0	2	0
Jamaal Charles	1	2	2.0	2	0
TOTAL	22	70	3.2	10	0

RECEIVING	NO	YDS	AVG	LG	TD
Donte Moncrief	7	76	10.9	24	0
T.J. Yeldon	5	40	8.0	15	1
D.J. Chark	4	31	7.8	15	0
Dede Westbrook	4	17	4.3	6	0
David Grinnage	2	17	8.5	11	0
Keelan Cole	2	21	10.5	13	0
Jamaal Charles	1	2	2.0	2	0
Rashad Greene Sr.	1	8	8.0	8	0
Tommy Bohanon	1	5	5.0	5	0
TOTAL	27	217	8.0	24	1

TOP DEFENSE	TOT	SOLO	AST	SCK	YDS	INT
Calais Campbell	9	5	4	0.0	0.0	0
Telvin Smith Sr.	8	7	1	0.0	0.0	0
Myles Jack	7	6	1	0.0	0.0	0
TOTAL	24	18	6	0.0	0.0	0

FIELD GOALS	FGA/FGM	PERCENT
No Field Goals		

Team Statistics

	Texans	Jaguars
First Downs	15	15
Total Net Yards	272	259
Rushes/Net Yards	37/141	22/70
Net Passing	131	189
Pass Attempts/Completions	24/12	42/27
Had Intercepted	0	1
Sacked/Yards Lost	1/8	4/28
Punts/Average	6/46.2	6/45.7
Penalties/Yards	6/35	2/15
Fumbles/Lost	2/0	3/2
Possession Time	29:35	30:25

TEAM NOTES

THE TEXANS...

- Have won four games in a row for the first time since Weeks 8-12 of the 2015 season
- Improved their record to 25-1 when leading at halftime under Head Coach **Bill O'Brien** (2014-18). Houston's 96.15 winning percentage is the best in the NFL over that span
- Improved their record to 15-1 when winning the turnover battle under Head Coach **Bill O'Brien** (2014-18). Houston's 93.75 winning percentage when they have a positive turnover differential is fourth-best in the NFL over that span
- Shut out their opponents in the first half in back-to-back games for the first time since Weeks 15 and 16 of the 2004 season when they shut the Bears in Week 15 at Chicago and the Jaguars in Week 16 at Jacksonville
- Had the most forced fumbles (three) in a game for Houston since Week 3 of the 2017 season at New England (four)
- Held the Jaguars to 259 total net yards (70 rushing and 189 passing) and 15 first downs (four rushing, 11 passing)
- Gained 272 net yards (141 rushing and 131 passing) and 15 first downs (seven rushing, seven passing, one penalty)
- Converted 8-of-16 third down attempts (50 percent) and 2-of-3 red zone attempts (67 percent)
- Improved their all-time record against the Jaguars to 20-13 overall and 9-8 in Jacksonville
- Improved their record against the Jaguars to 7-2 overall and 4-1 in Jacksonville under Head Coach **Bill O'Brien**
- Earned their seventh win in the last nine meetings with Jacksonville and their first win against the Jaguars since Week 15 of the 2016 season

SCORING PLAYS

- 1st Quarter – K **Ka'imi Fairbairn** made a 44-yard field goal to give Houston a 3-0 lead on the Texans' first drive of the game. Houston scored seven plays after OLB **Whitney Mercilus** forced a fumble by Jaguars QB **Blake Bortles** that was recovered by DE/OLB **Jadeveon Clowney**
- 1st Quarter – K **Ka'imi Fairbairn** connected on a 48-yard field goal to give Houston a 6-0 lead following a nine-play, 51-yard drive (4:46)
- 2nd Quarter – RB **Lamar Miller** scored on a five-yard run to give Houston a 13-0 lead following a 10-play, 60-yard drive (4:55)
- 3rd Quarter – WR **DeAndre Hopkins** caught a 10-yard touchdown pass from QB **Deshawn Watson** to extend Houston's lead to 20-0. The Texans gained possession after ILB **Zach Cunningham** forced a fumble by Jaguars QB **Blake Bortles** that was recovered by Texans S **Kareem Jackson** at the Jaguars' 12-yard line

MISCELLANEOUS NOTES

- The following five Texans were captains for the game: WR **DeAndre Hopkins**, CB **Johnathan Joseph**, S **Tyrann Mathieu**, QB **Deshawn Watson** and DE **J.J. Watt**
- The following seven Texans players were inactive for the game: CB **Aaron Colvin**, C/G **Zach Fulton**, TE **Ryan Griffin**, DE **Joel Heath**, ILB **Brian Peters**, WR **Vyncint Smith** and CB **Shareece Wright**
- The following two Texans players made their 2018 season debut: S **Andre Hal** and T **David Sharpe**
- The following two players were active but did not play in the game: DE **Carlos Watkins** and QB **Brandon Weeden**
- Houston won the toss and elected to defer. Jacksonville received the first half kickoff

DE/OLB JADEVEON CLOWNEY

- Finished with seven solo tackles, 2.0 sacks, two tackles for loss, four quarterback hits and one fumble recovery
- Joined Broncos OLB **Von Miller** as the only players to record at least seven total tackles, 2.0 sacks, three quarterback hits and one fumble recovery in a game this season
- Notched his ninth tackle for loss of the season and 57th of his career. Clowney has 46 tackles for loss since 2016 (36 games), which is the second-most in the NFL over that span (Cardinals OLB **Chandler Jones**)
- Sacked Jaguars QB **Cody Kessler** for a loss of eight yards and again for a loss of six yards in the fourth quarter. Clowney has 4.5 sacks this season and 24.5 in his NFL career (2014-18)
- Registered his second game with multiple sacks this season (Week 4 at Indianapolis) and the fifth multi-sack game of his NFL career (2014-18)
- Recovered a fumble by Jaguars QB **Blake Bortles** at the Jaguars' 36-yard line on the opening drive of the game. The fumble was forced by Texans OLB **Whitney Mercilus**
- Tallied his second fumble recovery of the season and the fourth of his NFL career (2014-18). Clowney tied his single-season career high in fumble recoveries (had two in 2017)
- Tied **Tim Dobbins**, **C. Brown** and **Jamie Sharper** (four) for the fifth-most career fumble recoveries in Texans history
- Notched his 10th quarterback hit of the season and the 56th of his NFL career (2014-18)
- Tallied his 15th career game with multiple quarterback hits, including three this season. Clowney has seven games with three-or-more quarterback hits in his career and three games with four-or-more
- Tallied his 15th career game with multiple tackles for loss, including two this season

ILB ZACH CUNNINGHAM

- Led the team with 10 total tackles (eight solo) and forced one fumble
- Forced a fumble by Jaguars QB **Blake Bortles** that was recovered by Texans S **Kareem Jackson** at the Jaguars' 12-yard line. It marked Cunningham's first forced fumble of the season and the second of his NFL career (2017-18)
- Became the first Texans player to record double digit tackles in three consecutive games since **DeMeco Ryans** and **Bernard Pollard** in Weeks 3-5 of the 2010 season
- Became the first Texans player to record 10 total tackles and one forced fumble in a single game since ILB **Benardrick McKinney** in Week 1 in 2017 vs. Jacksonville
- Notched the second-most total tackles (60) by a Texans player in the first seven games of a season in franchise history, trailing only ILB **Benardrick McKinney** (69)

P TREVOR DANIEL

- Punted six times for 277 yards (46.2 avg.), including a 61 yarder, and pinned four punts inside the 20-yard line

K KA'IMI FAIRBAIRN

- Scored eight total points on two made field goals and two made extra point attempts
- Broke the franchise record for most points scored through the first seven games of a season with 65 points
- Made a 44-yard field goal to give Houston a 3-0 lead on the Texans' first drive of the game in the first quarter
- Connected on a 48-yard field goal to give Houston a 6-0 lead in the first quarter

INDIVIDUAL PLAYER NOTES

WR WILL FULLER V

- Finished with a team-high 68 receiving yards on six receptions (11.3 avg.)
- Extended his streak to 30 consecutive games with a reception to start his career, which is the third-longest streak in team history to start a career, trailing WR **DeAndre Hopkins** (86 games) and WR **Andre Johnson** (35 games, 2003-07)
- Eclipsed 100 career receptions

S ANDRE HAL

- Started and made his 2018 season debut after being activated off the Non-Football Illness list on Saturday, Oct. 20 following his battle with Hodgkin's Lymphoma. The Texans announced that Hal was in remission on Wednesday, Sept. 26 after he received his preliminary diagnosis in May

WR DEANDRE HOPKINS

- Finished with 50 receiving yards on three receptions (16.7 avg.) and one touchdown
- Caught his fourth touchdown pass of the season and the 40th of his NFL career (2013-18)
- Has now caught 11 touchdowns from QB **Deshaun Watson** in 14 games played together
- Caught a 10-yard touchdown pass from QB **Deshaun Watson** to extend Houston's lead to 20-0 in the third quarter
- Tallied his fifth career touchdown reception against the Jaguars in 11 games played versus Jacksonville in his career
- Extended his streak to 86 consecutive games with a reception to start his career, which is the longest streak in franchise history to start a career, the longest active streak in the NFL to start a career and the 10th-longest streak of games with a reception to start a career in the Super Bowl era
- Extended his streak to 86 consecutive games with a reception, which is the seventh-longest active streak of games with at least one reception in the NFL
- Extended the third-longest streak in team history with at least one reception to 86 games, trailing **Andre Johnson** (133 games from 2005-14) and **Owen Daniels** (88 straight games from 2006-13)

S KAREEM JACKSON

- Finished with three total tackles (three solo) and recovered one fumble
- Recovered a fumble by Jaguars QB **Blake Bortles** at the Jaguars' 12-yard line that was forced by Texans ILB **Zach Cunningham**. It marked his first fumble recovery of the season and the third of his NFL career (2010-18)
- Passed **Chester Pitts** (114) for the third-most starts in Texans history
- Passed **Brian Cushing** (424) for the second-most career solo tackles in franchise history

CB JOHNATHAN JOSEPH

- Finished with seven total tackles (seven solo) and recorded one pass defended
- Tied **Ray Buchanan** (176) for the ninth-most career passes defended in NFL history. Joseph leads all active cornerbacks in the NFL in career passes defended with 176
- Registered his franchise-record 100th pass defended since joining the Texans in 2011 (112 games), which is the second-most in the NFL over that span (49ers CB **Richard Sherman** - 101)
- Tallied his eighth pass defended of the season, which ties S **Kareem Jackson** (eight) for the most on the team
- Tied **Chris Myers** (112) for the seventh-most games played in franchise history

S TYRANN MATHIEU

- Finished with five total tackles (four solo) and tallied 1.0 sack, one interception, one quarterback hit, one tackle for loss and one pass defended
- Intercepted a pass from Jaguars QB **Cody Kessler** in the fourth quarter at the Houston 20-yard line and returned it six yards. It was his second interception as a member of the Texans and the 13th interception of his NFL career
- Sacked Jaguars QB **Cody Kessler** for a loss of four yards late in the fourth quarter. It marked his first sack since joining the Texans and he now has 5.0 in his career
- Became the first Texans player to record at least five total tackles, 1.0 sack and one interception in a game since ILB **Dylan Cole** in Week 4 of the 2017 season vs. Tennessee
- Notched his fifth pass defended of the season and the 46th of his NFL career (2013-18)
- Tallied his second tackle for loss of the season and now has 30 tackles for loss in his NFL career
- Registered his first quarterback hit of the season and now has 16 quarterback hits in his NFL career
- Became the fastest active defensive back in the NFL to reach 30 career tackles for loss (73 games)
- Joined Bills LB **Matt Milano**, Bengals S **Shawn Williams**, Vikings S **Harrison Smith** and Chargers OLB **Melvin Ingram** as the only players to record at least five total tackles, 1.0 sack and one interception in a game this season

OLB WHITNEY MERCILUS

- Finished with four solo tackles, 1.0 sack, two forced fumbles, one quarterback hit and one tackle for loss
- Sacked and forced a fumble on Jaguars QB **Blake Bortles** for a loss of 10 yards in the fourth quarter
- Forced a fumble by Jaguars QB **Blake Bortles** that was recovered by Texans DE/OLB **Jadeveon Clowney** at the Jaguars' 36-yard line on the opening drive of the game
- Set a single-game career high for forced fumbles and notched his first career game with multiple forced fumbles
- Joined **J.J. Watt**, **Brian Cushing**, **Jamie Sharper** and **Shantee Orr** as the only players in franchise history to record at least four total tackles, 1.0 sack and two forced fumbles in a single game
- Registered his first two forced fumbles of the season and now has nine in his NFL career (2012-18). Mercilus tied **Brian Cushing** (nine) for the third-most career forced fumbles in franchise history
- Tallied his fifth quarterback hit of the season and the 80th of his NFL career (2012-18)
- Notched his second tackle for loss of the season and the 51st of his NFL career (2012-18)

RB LAMAR MILLER

- Ran for a game-high 100 yards and one touchdown on 22 carries (4.5 avg.)
- Scored on a five-yard run in the second quarter to give Houston a 13-0 lead following a 10-play, 60-yard drive (4:55)
- Ran for 100 yards for the first time since Week 14 of the 2016 season at Indianapolis (107)
- Scored his first rushing touchdown of the season, ninth since joining the Texans in 2016 and 28th of his NFL career
- Tallied the most rushing yards (75) by a player in the first half of a game for Houston since he ran for 83 yards in Week 1 of the 2016 season vs. Chicago
- Passed **David Carr** (eight) for the seventh-most career rushing touchdowns in Texans history

QB DESHAUN WATSON

- Completed 12-of-24 passes (50%) for 139 yards, one touchdown, no interceptions and a 81.8 passer rating

GAME SUMMARIES

- Now has 29 career touchdown passes in 14 career games, which is the third-most in NFL history through a player's first 14 career games **Kurt Warner** (34) and **Dan Marino** (30)
- Now has 3,636 career passing yards in 14 career games, which is the fourth-most in NFL history through a player's first 14 career games, trailing **Andrew Luck** (3,978 in 2012), **Marc Bulger** (3,912 in 2002-03) and **Cam Newton** (3,722 in 2011)
- Recorded his 10th touchdown pass of the season and the 29th of his NFL career (2017-18)
- Threw his 11th touchdown pass to WR **DeAndre Hopkins** in 14 games played together
- Completed a 10-yard touchdown pass to WR **DeAndre Hopkins** to extend Houston's lead to 20-0 in the third quarter
- Led Houston on a 10-play, 60-yard scoring drive (4:55) that resulted

in a five-yard rushing touchdown by RB **Lamar Miller** to give Houston a 13-0 lead in the second quarter

DE J.J. WATT

- Finished with one solo tackles, one quarterback hit and one pass defended
- Registered his first pass defended of the season and the 48th of his NFL career (2011-18). Watt leads all NFL defensive lineman in passes defended since 2011 and passed **Glover Quin** (47) for the fifth-most in team history
- Tallied his 12th quarterback hit of the season. Watt leads the NFL in quarterback hits with 231 since he entered the league in 2011 (94 games)

National Football League Game Summary

NFL Copyright © 2018 by The National Football League. All rights reserved. This summary and play-by-play is for the express purpose of assisting media in their coverage of the game; any other use of this material is prohibited without the written permission of the National Football League. Updated: 10/22/2018

Date: Sunday, 10/21/2018

Houston Texans at Jacksonville Jaguars

Start Time: 1:03 PM EDT

at TIAA Bank Field, Jacksonville, FL

Game Day Weather

Temp: 68° F (20.0° C) Humidity: 54%, Wind: NE 15 mph

Played on Turf: Grass

Officials

Referee: Torbert, Ronald (62)

Umpire: Ferrell, Dan (64)

Down Judge: Thomas, Sarah (53)

Line Judge: Steinkerchner, Mark (84)

Field Judge: Weatherford, Mike (116)

Side Judge: Edwards, Scott (3)

Back Judge: Josselyn, Anthony (67)

Replay Official: Ernie Frantz

Lineups

Houston Texans				Jacksonville Jaguars			
Offense		Defense		Offense		Defense	
WR	10 D.Hopkins	DE	99 J.Watt	WR	84 K.Cole	RDE	91 Y.Ngakoue
LT	70 J.Davenport	DE	98 D.Reader	LT	73 J.Walker	NT	99 M.Dareus
LG	64 S.Kelemete	NT	92 B.Dunn	LG	68 A.Norwell	DT	97 M.Jackson
C	66 N.Martin	S	29 A.Hal	C	65 B.Linder	DE	93 C.Campbell
RG	65 G.Mancz	MIKE	55 B.McKinney	RG	60 A.Cann	WLB	50 Tel.Smith
RT	74 K.Lamm	WILL	41 Z.Cunningham	RT	78 J.Parnell	MLB	44 M.Jack
TE	88 J.Akins	JACK	90 J.Clowney	TE	86 D.Grinnage	S	36 R.Harrison
TE	83 J.Thomas	CB	24 J.Joseph	WR	10 D.Moncrief	LCB	20 J.Ramsey
WR	15 W.Fuller	S	20 J.Reid	QB	5 B.Bortles	FS	39 T.Gipson
QB	4 D.Watson	CB	32 T.Mathieu	RB	24 T.Yeldon	SS	42 B.Church
RB	26 L.Miller	CB	25 K.Jackson	WR	12 D.Westbrook	RCB	21 A.Bouye

Substitutions

QB 5 J.Webb, K 7 K.Fairbairn, P 8 T.Daniel, WR 16 K.Coutee, WR 18 S.Coates, RB 21 T.Ervin, CB 23 J.Bademosi, RB 28 A.Blue, S 31 N.Jamerson, S 33 A.Moore, DB 34 M.Tyson, RB 38 G.Howell, LS 46 J.Weeks, LB 50 T.Adams, OLB 53 D.Ejiofor, OLB 57 B.Scarlett, OLB 58 P.Kalambayi, OLB 59 W.Mercilus, T 71 D.Sharpe, T 75 M.Rankin, DE 95 C.Covington, DE 97 A.Blackson

Substitutions

K 4 J.Lambo, QB 6 C.Kessler, P 9 L.Cooke, WR 13 R.Greene, WR 17 D.Chark, DB 22 C.Davis, CB 23 T.Patmon, S 26 J.Wilson, RB 31 J.Charles, RB 33 D.Williams, FB 40 T.Bohanon, DB 43 Q.Meeks, DE 45 M.Overton, LB 48 L.Jacobs, LB 52 D.Payne, LB 53 B.Brown, DE 55 L.McCray, DE 56 D.Fowler, OL 69 T.Shatley, TE 87 B.Bell, DL 90 T.Bryan, DT 95 A.Jones

Did Not Play

QB 3 B.Weeden, DE 91 C.Watkins

Did Not Play

OL 64 C.Reed, T 75 E.Flowers

Not Active

WR 17 V.Smith, CB 22 A.Colvin, CB 43 S.Wright, ILB 52 B.Peters, C/G 73 Z.Fulton, TE 84 R.Griffin, DE 93 J.Heath

Not Active

CB 25 D.Hayden, RB 27 L.Fournette, RB 34 C.Hyde, CB 41 T.Herndon, DT 54 E.Ankou, TE 80 J.O'Shaughnessy, DE 94 D.Smoot

Field Goals (made () & missed)

K.Fairbairn (44) (48)

		1	2	3	4	OT	Total
VISITOR:	Houston Texans	6	7	7	0	0	20
HOME:	Jacksonville Jaguars	0	0	7	0	0	7

Scoring Plays

Team	Qtr	Time	Play Description (Extra Point) (Drive Info)	Visitor	Home
Texans	1	10:22	K.Fairbairn 44 yd. Field Goal (7-10, 3:15)	3	0
Texans	1	2:39	K.Fairbairn 48 yd. Field Goal (9-51, 4:46)	6	0
Texans	2	5:31	L.Miller 5 yd. run (K.Fairbairn kick) (9-60, 4:55)	13	0
Texans	3	10:50	D.Hopkins 10 yd. pass from D.Watson (K.Fairbairn kick) (2-12, 0:37)	20	0
Jaguars	3	2:18	T.Yeldon 6 yd. pass from C.Kessler (J.Lambo kick) (10-47, 4:37)	20	7

Paid Attendance: 66,534

Time: 2:52

Houston Texans vs Jacksonville Jaguars

10/21/2018 at TIAA Bank Field

Final Individual Statistics

J.Walker	0	0	1	0	0	0	0	0	0	0
Total	3	2	1	0	0	0	0	0	0	0

Houston Texans vs Jacksonville Jaguars
10/21/2018 at TIAA Bank Field

Final Team Statistics

	Visitor Texans	Home Jaguars
TOTAL FIRST DOWNS	15	15
By Rushing	7	4
By Passing	7	11
By Penalty	1	0
THIRD DOWN EFFICIENCY	8-16-50%	9-19-47%
FOURTH DOWN EFFICIENCY	0-0-0%	0-1-0%
TOTAL NET YARDS	272	259
Total Offensive Plays (inc. times thrown passing)	62	68
Average gain per offensive play	4.4	3.8
NET YARDS RUSHING	141	70
Total Rushing Plays	37	22
Average gain per rushing play	3.8	3.2
Tackles for a loss-number and yards	1-1	0-0
NET YARDS PASSING	131	189
Times thrown - yards lost attempting to pass	1-8	4-28
Gross yards passing	139	217
PASS ATTEMPTS-COMPLETIONS-HAD INTERCEPTED	24-12-0	42-27-1
Avg gain per pass play (inc.# thrown passing)	5.2	4.1
KICKOFFS Number-In End Zone-Touchbacks	5-5-4	2-2-2
PUNTS Number and Average	6-46.2	6-45.7
Had Blocked	0	0
FGs - PATs Had Blocked	0-0	0-0
Net Punting Average	39.3	39.0
TOTAL RETURN YARDAGE (Not Including Kickoffs)	2	21
No. and Yards Punt Returns	2-0	1-21
No. and Yards Kickoff Returns	0-0	1-5
No. and Yards Interception Returns	1-2	0-0
PENALTIES Number and Yards	6-35	2-15
FUMBLES Number and Lost	2-0	3-2
TOUCHDOWNS	2	1
Rushing	1	0
Passing	1	1
EXTRA POINTS Made-Attempts	2-2	1-1
Kicking Made-Attempts	2-2	1-1
FIELD GOALS Made-Attempts	2-2	0-0
RED ZONE EFFICIENCY	2-3-67%	1-1-100%
GOAL TO GO EFFICIENCY	1-1-100%	1-1-100%
SAFETIES	0	0
FINAL SCORE	20	7
TIME OF POSSESSION	29:35	30:25

Houston Texans vs Jacksonville Jaguars

10/21/2018 at TIAA Bank Field

Ball Possession And Drive Chart

Houston Texans

#	Time Recd	Time Lost	Time Poss	How Ball Obtained	Drive Began	# Play	Yds Gain	Yds Pen	Net Yds	1st Down	Last Scrm	How Given Up
1	13:37	10:22	3:15	Fumble	JAX 36	7	10	0	10	1	* JAX 26	Field Goal
2	7:25	2:39	4:46	Punt	HST 20	9	61	-10	51	2	JAX 29	Field Goal
3	1:06	13:11	2:55	Punt	HST 18	6	34	-5	29	1	HST 47	Punt
4	10:26	5:31	4:55	Punt	HST 40	9	60	0	60	5	* JAX 5	Touchdown
5	1:11	0:00	1:11	Punt	HST 20	3	12	0	12	1	HST 29	End of Half
6	15:00	12:50	2:10	Kickoff	HST 25	6	24	-5	19	1	HST 44	Punt
7	11:27	10:50	0:37	Fumble	JAX 12	2	12	0	12	1	* JAX 10	Touchdown
8	7:55	6:55	1:00	Punt	HST 7	3	0	0	0	0	HST 7	Punt
9	2:18	14:06	3:12	Kickoff	HST 25	6	27	0	27	1	JAX 48	Punt
10	12:33	11:19	1:14	Punt	HST 39	3	4	0	4	0	HST 43	Punt
11	5:30	2:15	3:15	Interception	HST 26	8	30	0	30	2	JAX 44	Punt
12	1:05	0:00	1:05	Downs	JAX 36	2	-2	0	-2	0	JAX 37	End of Game

(436) Average HST 36

Jacksonville Jaguars

#	Time Recd	Time Lost	Time Poss	How Ball Obtained	Drive Began	# Play	Yds Gain	Yds Pen	Net Yds	1st Down	Last Scrm	How Given Up
1	15:00	13:37	1:23	Kickoff	JAX 25	3	9	0	9	0	JAX 31	Fumble
2	10:22	7:25	2:57	Kickoff	JAX 25	6	38	0	38	1	HST 37	Punt
3	2:39	1:06	1:33	Kickoff	JAX 25	3	3	0	3	0	JAX 28	Punt
4	13:11	10:26	2:45	Punt	JAX 10	4	24	0	24	1	JAX 34	Punt
5	5:31	1:11	4:20	Kickoff	JAX 5	11	40	0	40	3	JAX 45	Punt
6	12:50	11:27	1:23	Punt	JAX 1	3	7	0	7	0	JAX 4	Fumble
7	10:50	7:55	2:55	Kickoff	JAX 25	6	8	5	13	1	JAX 38	Punt
8	6:55	2:18	4:37	Punt	HST 47	10	47	0	47	4	* HST 6	Touchdown
9	14:06	12:33	1:33	Punt	JAX 16	3	-2	0	-2	0	JAX 14	Punt
10	11:19	5:30	5:49	Punt	JAX 20	12	64	-10	54	4	HST 26	Interception
11	2:15	1:05	1:10	Punt	JAX 15	7	21	0	21	1	JAX 36	Downs

(220) Average JAX 20

* inside opponent's 20

Time of Possession by Quarter

		1st	2nd	3rd	4th	OT	Total
Visitor	Houston Texans	9:07	7:55	6:05	6:28		29:35
Home	Jacksonville Jaguars	5:53	7:05	8:55	8:32		30:25

Kickoff Drive No.-Start Average

Texans: 2 - HST 25

Jaguars: 5 - JAX 21

Houston Texans vs Jacksonville Jaguars
10/21/2018 at TIAA Bank Field

Final Defensive Statistics

Houston Texans	Regular Defensive Plays												Special Teams					Misc			
	TKL	AST	COMB	SK	/ YDS	TFL	Q	IN	PD	FF	FR		TKL	AST	FF	FR	BL	TKL	AST	FF	FR
Z.Cunningham	8	2	10	0	0	0	0	0	0	1	0		0	0	0	0	0	0	0	0	0
J.Clowney	7	0	7	2	14	2	4	0	0	0	1		0	0	0	0	0	0	0	0	0
J.Joseph	7	0	7	0	0	0	0	0	1	0	0		0	0	0	0	0	0	0	0	0
B.McKinney	6	1	7	0	0	0	1	0	0	0	0		0	0	0	0	0	0	0	0	0
J.Reid	5	0	5	0	0	0	0	0	0	0	0		0	0	0	0	0	0	0	0	0
T.Mathieu	4	1	5	1	4	1	1	1	1	0	0		0	0	0	0	0	0	0	0	0
W.Mercilus	4	0	4	1	10	1	1	0	0	2	0		0	0	0	0	0	0	0	0	0
K.Jackson	3	0	3	0	0	0	0	0	0	0	1		0	0	0	0	0	0	0	0	0
D.Ejiofor	1	1	2	0	0	0	0	0	0	0	0		0	0	0	0	0	0	0	0	0
A.Blackson	1	0	1	0	0	0	1	0	1	0	0		0	0	0	0	0	0	0	0	0
J.Watt	1	0	1	0	0	0	1	0	1	0	0		0	0	0	0	0	0	0	0	0
A.Hal	1	0	1	0	0	0	0	0	0	0	0		0	0	0	0	0	0	0	0	0
C.Covington	0	1	1	0	0	0	0	0	0	0	0		0	0	0	0	0	0	0	0	0
B.Scarlett	0	0	0	0	0	0	0	0	0	0	0		1	1	0	0	0	0	0	0	0
A.Moore	0	0	0	0	0	0	0	0	0	0	0		0	1	0	0	0	0	0	0	0
D.Watson	0	0	0	0	0	0	0	0	0	0	0		0	0	0	0	0	0	0	0	1
Total	48	6	54	4	28	4	9	1	4	3	2		1	2	0	0	0	0	0	0	1

TKL = Tackle AST = Assist COMB = Combined QH=QB Hit IN = Interception PD = Pass Defense FF = Forced Fumble FR = Fumble Recovery

Jacksonville Jaguars	Regular Defensive Plays												Special Teams					Misc			
	TKL	AST	COMB	SK	/ YDS	TFL	QH	IN	PD	FF	FR		TKL	AST	FF	FR	BL	TKL	AST	FF	FR
C.Campbell	5	4	9	0	0	0	1	0	0	0	0		0	0	0	0	0	0	0	0	0
Tel.Smith	7	1	8	0	0	0	0	0	0	0	0		0	0	0	0	0	0	0	0	0
M.Jack	6	1	7	0	0	0	0	0	0	0	0		0	0	0	0	0	0	0	0	0
A.Bouye	5	1	6	0	0	0	0	0	0	0	0		0	0	0	0	0	0	0	0	0
R.Harrison	4	2	6	0	0	1	0	0	0	0	0		0	0	0	0	0	0	0	0	0
T.Gipson	3	0	3	0	0	0	0	0	1	0	0		0	0	0	0	0	0	0	0	0
M.Jackson	2	0	2	0	0	0	1	0	0	0	0		0	0	0	0	0	0	0	0	0
B.Church	0	2	2	0	0	0	0	0	0	0	0		0	0	0	0	0	0	0	0	0
D.Fowler	1	0	1	1	8	1	1	0	0	0	0		0	0	0	0	0	0	0	0	0
A.Jones	1	0	1	0	0	0	0	0	0	0	0		0	0	0	0	0	0	0	0	0
J.Ramsey	1	0	1	0	0	0	0	0	0	0	0		0	0	0	0	0	0	0	0	0
T.Patmon	0	1	1	0	0	0	0	0	0	0	0		0	0	0	0	0	0	0	0	0
L.Jacobs	0	1	1	0	0	0	0	0	0	0	0		0	0	0	0	0	0	0	0	0
Y.Ngakoue	0	0	0	0	0	0	2	0	0	0	0		0	0	0	0	0	0	0	0	0
D.Chark	0	0	0	0	0	0	0	0	0	0	0		1	0	0	0	0	0	0	0	0
T.Yeldon	0	0	0	0	0	0	0	0	0	0	0		0	0	0	0	0	2	0	0	0
D.Westbrook	0	0	0	0	0	0	0	0	0	0	0		0	0	0	0	0	1	0	0	0
J.Walker	0	0	0	0	0	0	0	0	0	0	0		0	0	0	0	0	0	0	0	1
Total	35	13	48	1	8	2	5	0	1	0	0		1	0	0	0	0	3	0	0	1

10/21/2018 at TIAA Bank Field[illegible]

Play By Play

First Quarter

10/21/2018

HST wins the coin toss and elects to defer. JAX elects to Receive, and HST elects to defend the south goal.

K.Fairbairn kicks 65 yards from HST 35 to end zone, Touchback.

Jacksonville Jaguars at 15:00

- 1-10-JAX 25 (15:00) T.Yeldon right end to JAX 30 for 5 yards (T.Mathieu).
- 2-5-JAX 30 (14:31) T.Yeldon up the middle to JAX 31 for 1 yard (Z.Cunningham).
- 3-4-JAX 31 (13:49) (Shotgun) B.Bortles scrambles up the middle to JAX 34 for 3 yards (W.Mercilus). FUMBLES (W.Mercilus), RECOVERED by HST-J.Clowney at JAX 36. J.Clowney to JAX 36 for no gain (D.Westbrook).

Houston Texans at 13:37

- 1-10-JAX 36 (13:37) D.Watson pass short right to W.Fuller to JAX 31 for 5 yards (A.Bouye).
- 2-5-JAX 31 (13:04) L.Miller up the middle to JAX 28 for 3 yards (M.Jack).
Timeout #1 by JAX at 13:04.
- 3-2-JAX 28 (12:33) D.Watson right end to JAX 24 for 4 yards.
- 1-10-JAX 24 (11:56) (Shotgun) D.Watson pass incomplete short right to K.Coutee.
- 2-10-JAX 24 (11:49) (Shotgun) L.Miller up the middle to JAX 18 for 6 yards (C.Campbell).
- 3-4-JAX 18 (11:08) (Shotgun) D.Watson sacked at JAX 26 for -8 yards (D.Fowler).
- 4-12-JAX 26 (10:27) **K.Fairbairn 44 yard field goal is GOOD, Center-J.Weeks, Holder-T.Daniel.**

HST 3 JAX 0, 7 plays, 10 yards, 3:15 drive, 4:38 elapsed

K.Fairbairn kicks 65 yards from HST 35 to end zone, Touchback.

Jacksonville Jaguars at 10:22

- 1-10-JAX 25 (10:22) T.Yeldon up the middle to JAX 27 for 2 yards (W.Mercilus).
- 2-8-JAX 27 (9:49) T.Yeldon up the middle to JAX 33 for 6 yards (B.McKinney).
- 3-2-JAX 33 (9:08) (Shotgun) B.Bortles pass short right to D.Moncrief pushed ob at HST 43 for 24 yards (J.Joseph).
- 1-10-HST 43 (8:40) J.Charles up the middle to HST 41 for 2 yards (J.Clowney).
- 2-8-HST 41 (8:07) (Shotgun) B.Bortles pass short right to T.Yeldon pushed ob at HST 37 for 4 yards (Z.Cunningham).
- 3-4-HST 37 (7:36) (Shotgun) B.Bortles pass incomplete short middle to K.Cole.
- 4-4-HST 37 (7:32) L.Cooke punts 37 yards to end zone, Center-M.Overton, Touchback.

Houston Texans at 7:25

- 1-10-HST 20 (7:25) (Shotgun) D.Watson scrambles right end ran ob at HST 23 for 3 yards (M.Jack).
- 2-7-HST 23 (6:51) L.Miller left end to HST 25 for 2 yards (A.Jones).
- 3-5-HST 25 (6:06) (Shotgun) D.Watson pass deep left to D.Hopkins ran ob at JAX 44 for 31 yards.
- 1-10-JAX 44 (5:37) (Shotgun) L.Miller up the middle to JAX 37 for 7 yards (T.Gipson).
- 2-3-JAX 37 (5:11) L.Miller up the middle to JAX 34 for 3 yards (T.Gipson).
- 1-10-JAX 34 (4:43) D.Watson pass short right to W.Fuller to JAX 14 for 20 yards (B.Church).
PENALTY on HST-W.Fuller, Offensive Pass Interference, 10 yards, enforced at JAX 34 - No Play.
- 1-20-JAX 44 (4:13) (Shotgun) D.Watson pass incomplete short middle to J.Thomas.
- 2-20-JAX 44 (4:08) D.Watson pass short left to L.Miller to JAX 45 for -1 yards (R.Harrison).
- 3-21-JAX 45 (3:24) (Shotgun) L.Miller up the middle to JAX 29 for 16 yards (T.Gipson).
- 4-5-JAX 29 (3:24) **K.Fairbairn 48 yard field goal is GOOD, Center-J.Weeks, Holder-T.Daniel.**

HST 6 JAX 0, 9 plays, 51 yards, 4:46 drive, 12:21 elapsed

K.Fairbairn kicks 65 yards from HST 35 to end zone, Touchback.

Jacksonville Jaguars at 2:39

- 1-10-JAX 25 (2:39) (Shotgun) T.Yeldon left end to JAX 26 for 1 yard (J.Clowney).
- 2-9-JAX 26 (2:02) T.Yeldon up the middle to JAX 28 for 2 yards (J.Clowney).
- 3-7-JAX 28 (1:20) (Shotgun) B.Bortles pass incomplete short left to K.Cole.
- 4-7-JAX 28 (1:15) L.Cooke punts 54 yards to HST 18, Center-M.Overton. T.Ervin MUFFS catch, ball out of bounds at HST 18.

Houston Texans at 1:06

- 1-10-HST 18 (1:06) (Shotgun) D.Watson pass incomplete short right to K.Coutee.
- 2-10-HST 18 (:58) (Shotgun) A.Blue right end to HST 23 for 5 yards (A.Bouye).
- 3-5-HST 23 (:16) (Shotgun) D.Watson pass deep right to W.Fuller ran ob at HST 41 for 18 yards.

R1

P1

P2

R3

P4

Houston Texans vs Jacksonville Jaguars at TIAA Bank Field								
END OF QUARTER	Score	Time	First Downs				Efficiencies	
		Poss	R	P	X	T	3 Down	4 Down
Houston Texans	6	9:07	2	2	0	4	3/5	0/0
Jacksonville Jaguars	0	5:53	0	1	0	1	1/4	0/0

Play By Play

Second Quarter

10/21/2018

Houston Texans continued.

<u>1-10-HST 41</u>	(15:00) <i>PENALTY on HST-M.Rankin, False Start, 5 yards, enforced at HST 41 - No Play.</i>	
1-15-HST 36	(15:00) (Shotgun) D.Watson scrambles up the middle to HST 40 for 4 yards (Tel.Smith).	
2-11-HST 40	(14:25) (Shotgun) D.Watson pass short left to K.Coutee to HST 43 for 3 yards (C.Campbell; T.Patmon). JAX-T.Patmon was injured during the play. His return is Questionable.	
3-8-HST 43	(14:01) (Shotgun) D.Watson scrambles up the middle to HST 47 for 4 yards (Tel.Smith).	
4-4-HST 47	(13:18) T.Daniel punts 43 yards to JAX 10, Center-J.Weeks, fair catch by D.Westbrook.	

Jacksonville Jaguars at 13:11

1-10-JAX 10	(13:11) B.Bortles pass short right to D.Chark to JAX 25 for 15 yards (J.Joseph).	P2
<u>1-10-JAX 25</u>	(12:34) T.Yeldon up the middle to JAX 31 for 6 yards (B.McKinney).	
2-4-JAX 31	(11:57) T.Yeldon up the middle to JAX 31 for no gain (J.Clowney).	
3-4-JAX 31	(11:15) (Shotgun) B.Bortles pass short right to D.Chark to JAX 34 for 3 yards (J.Joseph).	
4-1-JAX 34	(10:33) L.Cooke punts 26 yards to HST 40, Center-M.Overton, out of bounds. JAX-D.Payne was injured during the play. His return is Questionable.	

Houston Texans at 10:26

1-10-HST 40	(10:26) (Shotgun) D.Watson pass short right to D.Hopkins ran ob at HST 49 for 9 yards [M.Jackson].	
2-1-HST 49	(10:05) (Shotgun) L.Miller right end to JAX 40 for 11 yards (M.Jack; B.Church).	R5
<u>1-10-JAX 40</u>	(9:27) (Shotgun) D.Watson sacked at JAX 40 for 0 yards (M.Dareus).	
	<i>PENALTY on JAX-J.Ramsey, Defensive Holding, 5 yards, enforced at JAX 40 - No Play.</i>	X6
<u>1-10-JAX 35</u>	(9:06) L.Miller up the middle to JAX 29 for 6 yards (Tel.Smith).	
2-4-JAX 29	(8:29) L.Miller up the middle to JAX 26 for 3 yards (Tel.Smith).	
3-1-JAX 26	(7:49) L.Miller left end ran ob at JAX 22 for 4 yards (J.Ramsey).	R7
<u>1-10-JAX 22</u>	(7:15) (Shotgun) A.Blue up the middle to JAX 15 for 7 yards (M.Jack).	
2-3-JAX 15	(7:15) (Shotgun) <i>PENALTY on HST-J.Thomas, False Start, 5 yards, enforced at JAX 15 - No Play.</i>	
	Timeout #1 by HST at 06:16.	
2-8-JAX 20	(6:12) (Shotgun) D.Watson pass short left to W.Fuller to JAX 5 for 15 yards (Tel.Smith, A.Bouye).	P8
<u>1-5-JAX 5</u>	(5:41) (Shotgun) D.Watson pass incomplete short middle to D.Hopkins (T.Gipson).	
2-5-JAX 5	(5:36) (Shotgun) L.Miller up the middle for 5 yards, TOUCHDOWN.	R9
	K.Fairbairn extra point is GOOD, Center-J.Weeks, Holder-T.Daniel.	

HST 13 JAX 0, 9 plays, 60 yards, 1 penalty, 4:55 drive, 9:29 elapsed

K.Fairbairn kicks 65 yards from HST 35 to JAX 0. D.Chark MUFFS catch, and recovers at JAX 0. D.Chark to JAX 5 for 5 yards (B.Scarlett; A.Moore).

Jacksonville Jaguars at 5:31, (1st play from scrimmage 5:23)

1-10-JAX 5	(5:23) B.Bortles pass incomplete short left to T.Yeldon (A.Blackson) [J.Clowney].	
2-10-JAX 5	(5:18) B.Bortles scrambles left end to JAX 15 for 10 yards (B.McKinney).	R3
<u>1-10-JAX 15</u>	(4:40) B.Bortles pass short right to D.Moncrief pushed ob at JAX 24 for 9 yards (Z.Cunningham) [A.Blackson].	
2-1-JAX 24	(4:04) B.Bortles pass incomplete deep right to K.Cole [B.McKinney].	
3-1-JAX 24	(3:57) B.Bortles up the middle to JAX 26 for 2 yards (A.Blackson).	R4
<u>1-10-JAX 26</u>	(3:26) B.Bortles scrambles right end to JAX 28 for 2 yards (T.Mathieu; C.Covington).	
2-8-JAX 28	(2:51) (Shotgun) T.Yeldon right end to JAX 30 for 2 yards (Z.Cunningham).	
3-6-JAX 30	(2:11) (Shotgun) B.Bortles scrambles right end to JAX 39 for 9 yards (A.Hal).	R5

Two-Minute Warning

<u>1-10-JAX 39</u>	(2:00) (Shotgun) B.Bortles pass incomplete short middle to D.Moncrief (J.Watt).	
2-10-JAX 39	(1:56) (Shotgun) B.Bortles pass short middle to D.Grinnage to JAX 45 for 6 yards (B.McKinney).	
3-4-JAX 45	(1:23) (Shotgun) B.Bortles pass incomplete short left to D.Moncrief [W.Mercilus].	
4-4-JAX 45	(1:17) L.Cooke punts 55 yards to end zone, Center-M.Overton, Touchback.	

Houston Texans at 1:11

1-10-HST 20	(1:11) (Shotgun) L.Miller up the middle to HST 28 for 8 yards (A.Bouye).	
2-2-HST 28	(:38) (Shotgun) L.Miller up the middle to HST 29 for 1 yard (C.Campbell).	
	Timeout #2 by JAX at 00:09.	
3-1-HST 29	(:09) (Shotgun) A.Blue up the middle to HST 32 for 3 yards (M.Jack).	R10

Houston Texans vs Jacksonville Jaguars at TIAA Bank Field								
END OF QUARTER	Score	Time	First Downs				Efficiencies	
		Poss	R	P	X	T	3 Down	4 Down
Houston Texans	13	7:55	4	1	1	6	2/3	0/0
Jacksonville Jaguars	0	7:05	3	1	0	4	2/4	0/0

Play By Play

Third Quarter

10/21/2018

HST elects to Receive, and JAX elects to defend the South goal.

J.Lambo kicks 65 yards from JAX 35 to end zone, Touchback.

Houston Texans at 15:00

- 1-10-HST 25 (15:00) L.Miller up the middle to HST 24 for -1 yards (C.Campbell; R.Harrison).
- 2-11-HST 24 (14:25) (Shotgun) D.Watson pass incomplete short right to D.Hopkins.
- 3-11-HST 24 (14:21) (Shotgun) D.Watson pass deep left to T.Ervin to HST 43 for 19 yards (R.Harrison).
- 1-10-HST 43 (13:49) L.Miller up the middle to HST 49 for 6 yards (A.Bouye).
- 2-4-HST 49 (13:15) (Shotgun) D.Watson pass incomplete deep right to W.Fuller.
- 3-4-HST 49 (13:05) (Shotgun) *PENALTY on HST, Delay of Game, 5 yards, enforced at HST 49 - No Play.*
- 3-9-HST 44 (13:05) (Shotgun) D.Watson pass incomplete short right to L.Miller [Y.Ngakoue].
- 4-9-HST 44 (13:00) T.Daniel punts 55 yards to JAX 1, Center-J.Weeks, downed by HST-A.Moore.

P11

Jacksonville Jaguars at 12:50

- 1-10-JAX 1 (12:50) T.Yeldon up the middle to JAX 3 for 2 yards (J.Reid).
- 2-8-JAX 3 (12:13) (Shotgun) T.Yeldon up the middle to JAX 4 for 1 yard (J.Clowney).
- 3-7-JAX 4 (11:37) (Shotgun) B.Bortles scrambles up the middle to JAX 8 for 4 yards (Z.Cunningham). FUMBLES (Z.Cunningham), RECOVERED by HST -K.Jackson at JAX 12. K.Jackson to JAX 12 for no gain (T.Yeldon).

Houston Texans at 11:27

- 1-10-JAX 12 (11:27) L.Miller up the middle to JAX 10 for 2 yards (Tel.Smith).
- 2-8-JAX 10 (10:56) (Shotgun) **D.Watson pass short right to D.Hopkins for 10 yards, TOUCHDOWN.**
K.Fairbairn extra point is GOOD, Center-J.Weeks, Holder-T.Daniel.

P12

HST 20 JAX 0, 2 plays, 12 yards, 0:37 drive, 4:10 elapsed

K.Fairbairn kicks 65 yards from HST 35 to end zone, Touchback.

Jacksonville Jaguars at 10:50

- 1-10-JAX 25 (10:50) (Shotgun) C.Kessler pass incomplete short right to D.Moncrief (J.Joseph).
- 2-10-JAX 25 (10:45) (Shotgun) C.Kessler scrambles right end pushed ob at JAX 27 for 2 yards (B.McKinney).
- 3-8-JAX 27 (10:13) (Shotgun) *PENALTY on HST-J.Watt, Neutral Zone Infraction, 5 yards, enforced at JAX 27 - No Play.*
- 3-3-JAX 32 (9:58) (Shotgun) C.Kessler pass short right to D.Westbrook to JAX 36 for 4 yards (D.Ejiofor).
- 1-10-JAX 36 (9:27) T.Yeldon right end to JAX 36 for no gain (B.McKinney).
- 2-10-JAX 36 (8:51) C.Kessler pass short right to J.Charles to JAX 38 for 2 yards (Z.Cunningham).
- 3-8-JAX 38 (8:11) (Shotgun) C.Kessler pass incomplete short right to D.Chark.
- 4-8-JAX 38 (8:04) L.Cooke punts 55 yards to HST 7, Center-M.Overton, out of bounds.

P6

Houston Texans at 7:55

- 1-10-HST 7 (7:55) (Shotgun) D.Watson up the middle to HST 7 for no gain (R.Harrison).
- 2-10-HST 7 (7:19) D.Watson pass incomplete short right to W.Fuller [C.Campbell].
- 3-10-HST 7 (7:14) (Shotgun) D.Watson pass incomplete short left to D.Hopkins.
- 4-10-HST 7 (7:14) T.Daniel punts 61 yards to JAX 32, Center-J.Weeks. D.Westbrook to HST 47 for 21 yards (B.Scarlett).

Jacksonville Jaguars at 6:55

- 1-10-HST 47 (6:55) (Shotgun) C.Kessler pass short middle to D.Grinnage to HST 36 for 11 yards (Z.Cunningham).
- 1-10-HST 36 (6:17) (Shotgun) C.Kessler pass short right to D.Westbrook to HST 31 for 5 yards (J.Reid).
- 2-5-HST 31 (5:46) D.Williams up the middle to HST 29 for 2 yards (J.Watt).
- 3-3-HST 29 (5:10) (Shotgun) C.Kessler pass short left to D.Moncrief to HST 21 for 8 yards (K.Jackson).
- 1-10-HST 21 (4:27) C.Kessler pass short left to D.Chark to HST 16 for 5 yards (J.Reid).
- 2-5-HST 16 (3:50) (Shotgun) C.Kessler pass incomplete deep left to K.Cole.
- 3-5-HST 16 (3:45) (Shotgun) C.Kessler pass short left to K.Cole ran ob at HST 8 for 8 yards.
- 1-8-HST 8 (3:14) (Shotgun) C.Kessler pass short right to D.Westbrook to HST 6 for 2 yards (J.Joseph).
- 2-6-HST 6 (2:34) (Shotgun) C.Kessler pass incomplete short right [J.Watt].
- 3-6-HST 6 (2:24) (Shotgun) *C.Kessler right end to HST 5 for 1 yard. C.Kessler pass short right to T.Yeldon for 5 yards, TOUCHDOWN. PENALTY on JAX-6 -C.Kessler, Illegal Forward Pass, 5 yards, enforced at HST 6.*
Jacksonville challenged the illegal forward pass ruling, and the play was REVERSED.
(Shotgun) C.Kessler pass short right to T.Yeldon for 6 yards, TOUCHDOWN.
(Kick formation) PENALTY on HST, Defensive Too Many Men on Field, 5 yards, enforced at HST 15 - No Play.
J.Lambo extra point is GOOD, Center-M.Overton, Holder-L.Cooke.

P7

P8

P9

P10

Houston Texans vs Jacksonville Jaguars at TIAA Bank Field

HST 20 JAX 7, 10 plays, 47 yards, 4:37 drive, 12:42 elapsed

J.Lambo kicks 65 yards from JAX 35 to end zone, Touchback.

Houston Texans at 2:18

- 1-10-HST 25 (2:18) L.Miller up the middle to HST 25 for no gain (C.Campbell; R.Harrison).
- 2-10-HST 25 (1:42) (Shotgun) D.Watson pass short right to W.Fuller pushed ob at HST 30 for 5 yards (A.Bouye).
- 3-5-HST 30 (1:05) (Shotgun) D.Watson pass short right to W.Fuller ran ob at HST 44 for 14 yards.
- 1-10-HST 44 (:41) (Shotgun) L.Miller up the middle to HST 48 for 4 yards (Tel.Smith).

P13

END OF QUARTER

	Score	Time Poss	First Downs				Efficiencies	
			R	P	X	T	3 Down	4 Down
Houston Texans	20	6:05	0	3	0	3	2/4	0/0
Jacksonville Jaguars	7	8:55	0	5	0	5	4/6	0/0

Fourth Quarter

10/21/2018

Play By Play

Houston Texans continued.

- 2-6-HST 48 (15:00) (Shotgun) L.Miller up the middle to JAX 48 for 4 yards (M.Jackson).
 3-2-JAX 48 (14:19) (Shotgun) D.Watson pass incomplete short right to L.Miller.
 4-2-JAX 48 (14:13) T.Daniel punts 32 yards to JAX 16, Center-J.Weeks, fair catch by D.Westbrook.

Jacksonville Jaguars at 14:06

- 1-10-JAX 16 (14:06) C.Kessler pass short right to D.Moncrief to JAX 22 for 6 yards (J.Reid).
 2-4-JAX 22 (13:30) (Shotgun) C.Kessler sacked at JAX 14 for -8 yards (J.Clowney).
 3-12-JAX 14 (12:49) (Shotgun) C.Kessler pass incomplete deep right.
 4-12-JAX 14 (12:43) L.Cooke punts 47 yards to HST 39, Center-M.Overton. T.Ervin to HST 39 for no gain (D.Chark).

Houston Texans at 12:33

- 1-10-HST 39 (12:33) A.Blue right end to HST 42 for 3 yards (C.Campbell).
 2-7-HST 42 (12:07) (Shotgun) A.Blue up the middle to HST 43 for 1 yard (M.Jack).
 3-6-HST 43 (11:31) (Shotgun) D.Watson pass incomplete short left to D.Hopkins [Y.Ngakoue].
 4-6-HST 43 (11:27) T.Daniel punts 57 yards to end zone, Center-J.Weeks, Touchback.

Jacksonville Jaguars at 11:19

- 1-10-JAX 20 (11:19) (Shotgun) C.Kessler sacked at JAX 12 for -8 yards (W.Mercilus). FUMBLES (W.Mercilus), recovered by JAX-J.Walker at JAX 10. J.Walker to JAX 10 for no gain (W.Mercilus).
 2-20-JAX 10 (10:28) (Shotgun) C.Kessler pass short left to T.Yeldon to JAX 31 for 21 yards (J.Reid).
PENALTY on JAX-D.Westbrook, Offensive Holding, 10 yards, enforced at JAX 25.
 2-15-JAX 15 (9:59) (Shotgun) C.Kessler pass short middle to R.Greene to JAX 23 for 8 yards (B.McKinney; Z.Cunningham).
 3-7-JAX 23 (9:20) (Shotgun) C.Kessler pass short middle to T.Yeldon to JAX 32 for 9 yards (D.Ejiofor; Z.Cunningham). P11
1-10-JAX 32 (8:48) (Shotgun) C.Kessler pass short left to D.Chark to JAX 40 for 8 yards (K.Jackson).
 2-2-JAX 40 (8:22) (Shotgun) C.Kessler scrambles up the middle to JAX 46 for 6 yards (Z.Cunningham). R12
1-10-JAX 46 (7:50) (Shotgun) C.Kessler pass short left to T.Bohanon to HST 49 for 5 yards (K.Jackson).
 2-5-HST 49 (7:23) (Shotgun) C.Kessler pass short right to D.Westbrook to HST 43 for 6 yards (T.Mathieu). P13
1-10-HST 43 (6:58) (Shotgun) C.Kessler pass short middle to K.Cole to HST 30 for 13 yards (J.Joseph). P14
1-10-HST 30 (6:32) (Shotgun) C.Kessler sacked at HST 36 for -6 yards (J.Clowney).
 2-16-HST 36 (6:01) (Shotgun) C.Kessler pass short left to D.Moncrief ran ob at HST 26 for 10 yards.
 3-6-HST 26 (5:37) (Shotgun) C.Kessler pass short middle intended for T.Yeldon INTERCEPTED by T.Mathieu at HST 24. T.Mathieu to HST 26 for 2 yards (T.Yeldon).

Houston Texans at 5:30

- 1-10-HST 26 (5:30) D.Watson pass incomplete short right to D.Hopkins.
 2-10-HST 26 (5:23) (Shotgun) L.Miller up the middle to HST 26 for no gain (C.Campbell).
 Timeout #1 by JAX at 05:20.
 3-10-HST 26 (5:20) (Shotgun) N.Martin to HST 22 for -4 yards. FUMBLES, recovered by HST-D.Watson at HST 21. D.Watson pass short left to W.Fuller to HST 37 for 11 yards (R.Harrison). P14
1-10-HST 37 (4:35) L.Miller up the middle to HST 45 for 8 yards (Tel.Smith; B.Church).
 2-2-HST 45 (4:29) (Shotgun) L.Miller up the middle to HST 47 for 2 yards (M.Jack). R15
 Timeout #2 by JAX at 04:29.
1-10-HST 47 (4:26) A.Blue right end to HST 49 for 2 yards (C.Campbell; L.Jacobs).
 Timeout #3 by JAX at 04:26.
 2-8-HST 49 (3:41) A.Blue up the middle to JAX 47 for 4 yards (C.Campbell).
 3-4-JAX 47 (3:06) (Shotgun) A.Blue up the middle to JAX 44 for 3 yards (M.Jackson).
 4-1-JAX 44 (2:21) T.Daniel punts 29 yards to JAX 15, Center-J.Weeks, fair catch by D.Westbrook.

Jacksonville Jaguars at 2:15

- 1-10-JAX 15 (2:15) (Shotgun) C.Kessler pass incomplete short right to K.Cole.
 2-10-JAX 15 (2:10) (Shotgun) C.Kessler pass short right to D.Moncrief to JAX 24 for 9 yards (J.Joseph).

Two-Minute Warning

- 3-1-JAX 24 (2:00) (Shotgun) C.Kessler pass short left to T.Yeldon to JAX 30 for 6 yards (T.Mathieu). P15
1-10-JAX 30 (1:41) (Shotgun) C.Kessler sacked at JAX 26 for -4 yards (T.Mathieu).
 2-14-JAX 26 (1:18) (No Huddle) C.Kessler pass short right to D.Moncrief pushed ob at JAX 36 for 10 yards (J.Joseph).
 3-4-JAX 36 (1:13) (Shotgun) C.Kessler pass incomplete short left to D.Chark [J.Clowney].

Houston Texans vs Jacksonville Jaguars at TIAA Bank Field

4-4-JAX 36 (1:09) (Shotgun) C.Kessler pass incomplete short right to D.Chark.

Houston Texans at 1:05

1-10-JAX 36 (1:05) D.Watson kneels to JAX 37 for -1 yards.

2-11-JAX 37 (:25) D.Watson kneels to JAX 38 for -1 yards.

END OF QUARTER

	Score	Time Poss	First Downs				Efficiencies	
			R	P	X	T	3 Down	4 Down
Houston Texans	20	6:28	1	1	0	2	1/4	0/0
Jacksonville Jaguars	7	8:32	1	4	0	5	2/5	0/1

Miscellaneous Statistics Report

Houston Texans vs Jacksonville Jaguars

10/21/2018 at TIAA Bank Field

Ten Longest Plays for Houston Texans

Yards	Qtr	Play Start	Play Description
31	1	3-5-HST 25	(6:06) (Shotgun) D.Watson pass deep left to D.Hopkins ran ob at JAX 44 for 31 yards.
19	3	3-11-HST 24	(14:21) (Shotgun) D.Watson pass deep left to T.Ervin to HST 43 for 19 yards (R.Harrison).
18	1	3-5-HST 23	(:16) (Shotgun) D.Watson pass deep right to W.Fuller ran ob at HST 41 for 18 yards.
16	1	3-21-JAX 45	(3:24) (Shotgun) L.Miller up the middle to JAX 29 for 16 yards (T.Gipson).
15	2	2-8-JAX 20	(6:12) (Shotgun) D.Watson pass short left to W.Fuller to JAX 5 for 15 yards (Tel.Smith, A.Bouye).
14	3	3-5-HST 30	(1:05) (Shotgun) D.Watson pass short right to W.Fuller ran ob at HST 44 for 14 yards.
11	2	2-1-HST 49	(10:05) (Shotgun) L.Miller right end to JAX 40 for 11 yards (M.Jack; B.Church).
11	4	3-10-HST 26	(5:20) (Shotgun) N.Martin to HST 22 for -4 yards. FUMBLES, recovered by HST-D.Watson at HST 21. D.Watson pass short left to W.Fuller to HST 37 for 11 yards (R.Harrison).
10	3	2-8-JAX 10	(10:56) (Shotgun) D.Watson pass short right to D.Hopkins for 10 yards, TOUCHDOWN.
9	2	1-10-HST 40	(10:26) (Shotgun) D.Watson pass short right to D.Hopkins ran ob at HST 49 for 9 yards [M.Jackson].

Ten Longest Plays for Jacksonville Jaguars

Yards	Qtr	Play Start	Play Description
24	1	3-2-JAX 33	(9:08) (Shotgun) B.Bortles pass short right to D.Moncrief pushed ob at HST 43 for 24 yards (J.Joseph).
15	2	1-10-JAX 10	(13:11) B.Bortles pass short right to D.Chark to JAX 25 for 15 yards (J.Joseph).
13	4	1-10-HST 43	(6:58) (Shotgun) C.Kessler pass short middle to K.Cole to HST 30 for 13 yards (J.Joseph).
11	3	1-10-HST 47	(6:55) (Shotgun) C.Kessler pass short middle to D.Grinnage to HST 36 for 11 yards (Z.Cunningham).
10	2	2-10-JAX 5	(5:18) B.Bortles scrambles left end to JAX 15 for 10 yards (B.McKinney).
10	4	2-16-HST 36	(6:01) (Shotgun) C.Kessler pass short left to D.Moncrief ran ob at HST 26 for 10 yards.
10	4	2-14-JAX 26	(1:18) (No Huddle) C.Kessler pass short right to D.Moncrief pushed ob at JAX 36 for 10 yards (J.Joseph).
9	2	1-10-JAX 15	(4:40) B.Bortles pass short right to D.Moncrief pushed ob at JAX 24 for 9 yards (Z.Cunningham) [A.Blackson].
9	2	3-6-JAX 30	(2:11) (Shotgun) B.Bortles scrambles right end to JAX 39 for 9 yards (A.Hal).
9	4	3-7-JAX 23	(9:20) (Shotgun) C.Kessler pass short middle to T.Yeldon to JAX 32 for 9 yards (D.Ejiofor; Z.Cunningham).

Touchdown Scoring Information

		Offense	Defense	Special Teams
VISITOR	Houston Texans	2	0	0
HOME	Jacksonville Jaguars	1	0	0

Player Scoring Information

Club	Player	TD	Rush TD	Rec TD	KO TD	Punt TD	Int TD	Fum TD	Misc TD	FG	XP	2Pt Rush	2Pt Rec	Sfty	Points
HST	K.Fairbairn	0	0	0	0	0	0	0	0	2	2	0	0	0	8
HST	L.Miller	0	1	0	0	0	0	0	0	0	0	0	0	0	6
HST	D.Hopkins	0	0	1	0	0	0	0	0	0	0	0	0	0	6
JAX	T.Yeldon	0	0	1	0	0	0	0	0	0	0	0	0	0	6
JAX	J.Lambo	0	0	0	0	0	0	0	0	0	1	0	0	0	1

Possession Detail

	First Half		Second Half		Game	
	Visitor	Home	Visitor	Home	Visitor	Home
Largest Lead	13	0	20	0	20	0
Drives Leading	4	0	7	0	11	0
Time of Possession Leading	13:47	0:00	12:33	0:00	26:20	0:00
Largest Deficit	0	-13	0	-20	0	-20
Drives Trailing	0	4	0	6	0	10
Time of Possession Trailing	0:00	11:35	0:00	17:27	0:00	29:02
Times Score Tied Up		0		0		0
Lead Changes		1		0		1

Playtime Percentage

Percent of playtime per player on offense, defense and special teams

Houston Texans						Jacksonville Jaguars					
		Offense	Defense	Special Teams				Offense	Defense	Special Teams	
J Davenport	T	64 100%		4	16%	J Parnell	T	68 100%		2	8%
K Lamm	T	64 100%		4	16%	J Walker	G	68 100%		2	8%
G Mancz	C	64 100%		4	16%	A Norwell	G	68 100%		2	8%
N Martin	C	64 100%		4	16%	A Cann	G	68 100%		2	8%
S Kelemete	G	64 100%		4	16%	B Linder	C	68 100%			
D Hopkins	WR	64 100%				T Yeldon	RB	56 82%			
D Watson	QB	64 100%				D Moncrief	WR	55 81%			
J Thomas	TE	55 86%		4	16%	K Cole	WR	52 76%		9	36%
W Fuller	WR	52 81%				D Westbrook	WR	50 74%		6	24%
L Miller	RB	45 70%				C Kessler	QB	38 56%			
J Akins	TE	30 47%		2	8%	D Grinnage	TE	31 46%		4	16%
A Blue	RB	27 42%		2	8%	D Chark	WR	30 44%		17	68%
T Ervin	RB	22 34%		8	32%	B Bortles	QB	30 44%			
K Coutee	WR	16 25%				B Bell	TE	22 32%		14	56%
M Rankin	T	9 14%		4	16%	R Greene	WR	18 26%			
J Reid	SS		68 100%	11	44%	T Bohanon	FB	10 15%		11	44%
Z Cunningham	LB		68 100%	6	24%	T Shatley	C	7 10%		2	8%
J Joseph	CB		68 100%	3	12%	D Williams	RB	6 9%			
K Jackson	CB		68 100%			J Charles	RB	3 4%			
B McKinney	LB		68 100%			M Jack	LB		64 100%	6	24%
T Mathieu	FS		68 100%			A Bouye	CB		64 100%	6	24%
J Clowney	LB		61 90%	2	8%	T Smith	LB		64 100%	6	24%
J Watt	DE		61 90%	1	4%	T Gipson	FS		64 100%		
W Mercilus	LB		56 82%	3	12%	J Ramsey	CB		64 100%		
D Reader	NT		32 47%	3	12%	B Church	SS		63 98%	2	8%
A Hal	FS		29 43%			M Jackson	DT		52 81%		
D Ejiofor	LB		26 38%	2	8%	C Campbell	DE		51 80%	8	32%
A Blackson	DE		25 37%	6	24%	Y Ngakoué	DE		43 67%	6	24%
M Tyson	CB		20 29%	9	36%	R Harrison	SS		40 62%	17	68%
B Dunn	NT		19 28%	6	24%	A Jones	NT		37 58%	8	32%
C Covington	DE		10 15%	1	4%	M Dareus	NT		35 55%		
B Scarlett	LB		1 1%	18	72%	D Fowler	DE		26 41%		
P Kalambayi	LB			21	84%	T Patmon	CB		13 20%		
T Adams	LB			18	72%	L Jacobs	LB		12 19%	17	68%
J Webb	QB			18	72%	T Bryan	DE		11 17%	4	16%
J Bademosi	CB			18	72%	J Wilson	FS		1 2%	17	68%
A Moore	FS			17	68%	C Davis	FS			23	92%
G Howell	RB			15	60%	L McCray	DE			23	92%
S Coates	WR			13	52%	Q Meeks	DB			18	72%
T Daniel	P			10	40%	B Brown	LB			17	68%
N Jamerson	FS			10	40%	M Overton	LS			8	32%
J Weeks	LS			10	40%	L Cooke	P			8	32%
K Fairbairn	K			9	36%	D Payne	LB			6	24%
D Sharpe	T			4	16%	J Lambo	K			4	16%



4	Josh Lambo	K
5	Blake Bortles	QB
6	Cody Kessler	QB
9	Logan Cooke	P
10	Donte Moncrief	WR
12	Dede Westbrook	WR
13	Rashad Greene Sr.	WR
17	D.J. Chark Jr.	WR
21	A.J. Bouye	CB
22	Cody Davis	CB
23	Tyler Patmon	S
24	T.J. Yeldon	RB
25	D.J. Hayden	RB
26	Jarrod Wilson	S
27	Leonard Fournette	RB
31	Jamaal Charles	RB
33	Dave Williams	RB
36	Ronnie Harrison	S
39	Tashaun Gipson Sr.	S
40	Tommy Bohanon	FB
41	Tre Herndon	CB
42	Barry Church	S
43	Quenton Meeks	CB
44	Myles Jack	LB
45	Matt Overton	LS
48	Leon Jacobs	LB
50	Telvin Smith Sr.	LB
52	Donald Payne	LB
53	Blair Brown	LB
54	Eli Ankou	DT
55	Lerentee McCray	DE
56	Dante Fowler Jr.	DE
60	A.J. Cann	OL
64	Chris Reed	OL
65	Brandon Linder	OL
68	Andrew Norwell	OL
69	Tyler Shatley	OL
73	Erick Flowers	OL
75	Chris Reed	OL
76	Will Richardson Jr.	OL
78	Jeremy Parnell	OL
80	James O'Shaughnessy	TE
84	Keelan Cole	WR
86	David Grinnage	TE
87	Blake Bell	TE
90	Taven Bryan	DE
91	Yannick Ngakoue	DE
93	Calais Campbell	DE
94	Dawuane Smoot	DE
95	Abry Jones	DE
97	Malik Jackson	DT
99	Marcell Dareus	DT

INACTIVES

1. _____
2. _____
3. _____
4. _____
5. _____
6. _____
7. _____

HOUSTON TEXANS (3-3) AT JACKSONVILLE JAGUARS (3-3)

SUNDAY, OCT. 21, 2018 | 1 P.M. EDT | TIAA BANK FIELD | JACKSONVILLE, FLA.



3	Brandon Weeden	QB
4	Deshaun Watson	QB
7	Joe Webb III	QB
8	Ka'imi Fairbairn	K
10	Trevor Daniel	P
10	DeAndre Hopkins	WR
15	Will Fuller V	WR
16	Keke Coutee	WR
17	Yincint Smith	WR
18	Sammie Coates Jr.	WR
20	Justin Reid	S
21	Tyler Ervin	RB
22	Aaron Colvin	CB
23	Johnson Bademosi	CB
24	Johnathan Joseph	CB
25	Kareem Jackson	S
26	Lamar Miller	RB
28	Alfred Blue	RB
31	Natrell Jamerson	S
32	Tyrann Mathieu	S
33	A.J. Moore	S
34	Mike Tyson	S
38	Buddy Howell	RB
41	Zach Cunningham	ILB
43	Shareece Wright	CB
46	Jon Weeks	LS
50	Tyrell Adams	ILB
52	Brian Peters	ILB
53	Duke Ejirofor	OLB
54	Daeshon Hall	OLB
55	Benardrick McKinney	ILB
57	Brennan Scarlett	OLB
58	Peter Kalamabayi	OLB
59	Whitney Mercilus	OLB
64	Senio Kelenete	G
65	Greg Mancz	C/G
66	Nick Martin	T
70	Julien Davenport	T
71	David Sharpe	T
73	Zach Fulton	C/G
74	Kendall Lamm	T
75	Martinas Rankin	T
83	Jordan Thomas	TE
84	Ryan Griffin	TE
88	Jordan Akins	TE
90	Jadeveon Clowney	DE/OLB
91	Carlos Watkins	DE
92	Brandon Dunn	NT
93	Joel Heath	DE
95	Christian Covington	DE
97	Angelo Blackson	DE
98	D.J. Reader	NT
99	J.J. Watt	DE

JAGUARS PRONUNCIATION GUIDE

Eli Ankou	EE-lee ANN-koo	A-bree
A.J. Bouye	BOY-yay	luh-ren-TAY
Taven Bryan	TAY-ven	yeh-NEEK in-GAH-kway
A.J. Cann	CAN	OSEAN-uh-see
Calais Campbell	kuh-LAY-us	Jeremy
Marcell Dareus	DAR-ee-us	duh-WAHN
Tashaun Gipson Sr.	tuh-SHAWN	Jared

ROOKIE

TODAY'S OFFICIALS

Referee	Ron Torbert (62)
Umpire	Dan Ferrell (64)
Down Judge	Sarah Thomas (53)
Line Judge	Mark Steinkorchner (84)
Field Judge	Mike Weatherford (116)
Side Judge	Scott Edwards (3)
Back Judge	Tony Josselyn (67)
Replay Official	Earnie Frantz

TEXANS PRONUNCIATION GUIDE

Jordan Akins	A-kins	Natrell Jamerson	nuh-TRELL JAV-mer-sin
Johnson Bademosi	bad-uh-MOE-see	Peter Kalamabayi	cal-am-BYE-ee
Jadeveon Clowney	juh-DEV-ee-on	Senio Kelenete	seh-NEEL kel-uh-MET-tay
Keke Coutee	Q-T	D'Anton Lynn	DAN-lin
Julien Davenport	Jew-lee-OWN	Tyrann Mathieu	TY-run MATH-you
Duke Ejirofor	EDGE-eh-for	Whitney Mercilus	MER-sih-lus
Ka'imi Fairbairn	kuh-EE-me FAIR-bairn	Martinas Rankin	Mar-TEE-nus
DeAndre Hopkins	dee-ANDRE	Yincint Smith	Vincent

JAGUARS SPECIALISTS

K	4	Josh Lambo
P	9	Logan Cooke
LS	45	Matt Overton
PH	9	Logan Cooke
KR	12	Dede Westbrook
PR	12	Dede Westbrook

TEXANS SPECIALISTS

K	7	Ka'imi Fairbairn
P	8	Trevor Daniel
LS	46	Jon Weeks
PH	8	Trevor Daniel
KR	21	Tyler Ervin
PR	21	Tyler Ervin

TEXANS DEFENSE

DE	99	J.J. Watt
NT	98	D.J. Reader
DE	97	Angelo Blackson
SAM	59	Whitney Mercilus
MIKE	55	Benardrick McKinney
WILL	41	Zach Cunningham
JACK	90	Jadeveon Clowney
CB	24	Johnathan Joseph
CB	22	Aaron Colvin
S	32	Tyrann Mathieu
S	25	Kareem Jackson/20 Justin Reid

TEXANS OFFENSE

WR	10	DeAndre Hopkins
LT	70	Julien Davenport
LG	64	Senio Kelenete
C	66	Nick Martin
RG	73	Zach Fulton
RT	74	Kendall Lamm
TE	84	Ryan Griffin
WR	16	Keke Coutee
WR	15	Will Fuller V
QB	4	Deshaun Watson
RB	26	Lamar Miller

JAGUARS OFFENSE

WR	84	Keelan Cole
LT	73	Josh Walker
LG	68	Andrew Norwell
C	65	Brandon Linder
RG	60	A.J. Cann
RT	78	Jeremy Parnell
TE	80	James O'Shaughnessy
WR	10	Donte Moncrief
QB	5	Blake Bortles
RB	27	Leonard Fournette
FB	40	Tommy Bohanon

JAGUARS DEFENSE

DE	91	Yannick Ngakoue
NT	99	Marcell Dareus
DT	97	Malik Jackson
DE	93	Calais Campbell
WLB	50	Telvin Smith Sr.
MLB	44	Myles Jack
SLB	48	Leon Jacobs
LCB	20	Jalen Ramsey
FS	39	Tashaun Gipson Sr.
SS	42	Barry Church
RCB	21	A.J. Bouye

JACKSONVILLE	
JAGUARS	
NO.	NAME
54	Alnou, Eli
87	Bell, Blake
40	Bohannon, Tommy
5	Bortles, Blake
21	Boye, A.J.
53	Brown, Blair
90	Byran, Taven
93	Campbell, Calais
60	Cann, A.J.
17	Clark Jr., DJ
31	Charles, Jamal
42	Church, Barry
84	Cole, Keelan
9	Coole, Logan
99	Darius, Marcel
22	Davis, Cody
75	Flowers, Ereck
27	Fournette, Leonard
56	Fowler Jr., Dante
39	Gipson Sr., Tashun
13	Greene Jr., Rashad
86	Grimmings, David
36	Harrison, Ronnie
25	Hayden, D.J.
44	Hendon, Tre
44	Jack, Myles
97	Jackson, Malik
48	Jacobs, Leon
95	Jones, Andy
6	Kessler, Cody
4	Lambro, Josh
65	Linder, Brandon
55	McCray, Leontee
43	Meeks, Quenton
10	Moncrief, Dante
91	Ngachue, Yarnick
68	Nowell, Andrew
80	O'Shaughnessy, James
45	Overton, Matt
78	Parnell, Jamey
23	Parron, Tyler
52	Payne, Donald
20	Ramsay, Jalen
64	Reed, Chris
76	Richardson Jr., Will
69	Shelley, Tyler
50	Smith Sr., Tekin
94	Smoot, Dawane
73	Walker, Josh
12	Westbrook, Dede
33	Williams, Dave
26	Wilson, Jarrod
24	Yeldon, T.J.

JAGUARS									
NO.	NAME	POS.	HT.	WT.	AGE	EXP.	COLLEGE	HOMETOWN	HOW ACQ.
4	Josh Lambro	K	6-0	215	27	4	Texas A&M	Lansing, Mich.	FA-17
5	Blake Bortles	QB	6-5	236	26	5	Central Florida	Oviedo, Fla.	DT-14
6	Cody Kessler	QB	6-1	215	25	3	Southern California	Bakersfield, Calif.	T (Cle.), '18
9	Logan Coole	P	6-5	230	23	R	Mississippi State	Darbin, Miss.	DT-18
10	Donte Moncrief	WR	6-2	216	25	5	Mississippi	Raleigh, Miss.	UA (Ind.), '18
12	Dede Westbrook	WR	6-0	178	24	2	Oklahoma	Cameron, Texas	DA-17
13	Rashad Greene Sr.	WR	5-11	186	26	4	Florida State	Altamah, Ga.	FA-18
17	DJ Clark Jr.	WR	6-4	198	22	R	Louisiana State	Alexandria, La.	DT-18
20	Jalen Ramsey	CB	6-1	208	23	R	Florida State	Smyrna, Tenn.	DT-16
21	A.J. Boyave	CB	6-0	191	27	6	Central Florida	Tucker, Ga.	UA (Hou.), '17
22	Cody Davis	S	6-1	203	29	6	Texas Tech	Stephenville, Texas	UA (LAR.), '18
23	Tyler Parron	CB	5-10	188	27	4	Oklahoma State	Round Rock, Texas	FA-17
24	T.J. Yeldon	RB	6-1	223	25	4	Alabama	Daphne, Ala.	DT-15
25	D.J. Hayden	CB	5-11	190	28	6	Houston	Houston, Texas	UA (Det.), '18
26	Jarrod Wilson	S	6-2	210	24	3	Michigan	Akron, Ohio	FA-16
27	Leonard Fournette	RB	6-0	228	23	2	Louisiana State	New Orleans, La.	DT-17
31	Jamal Charles	RB	5-11	199	31	11	Texas	Port Arthur, Texas	FA-18
33	Dave Williams	RB	6-1	229	24	R	Arkansas	Philadelphia, Pa.	PS (Den.), '18
36	Ronnie Harrison	S	6-2	198	21	R	Alabama	Tallahassee, Fla.	DT-18
39	Tashun Gipson Sr.	S	5-11	212	28	7	Wyoming	Dallas, Texas	UA (Cle.), '16
40	Tommy Bohannon	FB	6-1	246	28	5	Wake Forest	Fort Myers, Fla.	FA-17
41	Tre Hendon	CB	5-11	185	22	R	Vanderbilt	Chattanooga, Tenn.	FA-18
42	Barry Church	S	6-2	218	30	9	Toledo	Pittsburgh, Pa.	UA (Dal.), '17
43	Quenton Meeks	CB	6-1	209	21	R	Stanford	San Diego, Calif.	FA-18
44	Myles Jack	LB	6-1	244	23	3	UCLA	Scottsdale, Ariz.	DT-16
45	Matt Overton	LS	6-1	223	33	7	Western Washington	San Leandro, Calif.	FA-18
48	Leon Jacobs	LB	6-1	246	23	R	Wisconsin	San Pedro, Calif.	DT-18
50	Talvin Smith Sr.	LB	6-3	215	27	5	Florida State	Valdosta, Ga.	D3g-14
52	Donald Payne	LB	5-11	217	24	2	Stetson University	Feayetteville, Ga.	W (Bal.), '17
53	Blair Bown	LB	6-0	238	24	2	Ohio	Moreno Valley, Calif.	DT-17
54	Eli Alnou	DT	6-3	325	24	2	UCLA	Ottawa, Ontario, Can	W (Hou.), '17
55	Leontee McCray	DE	6-3	249	28	6	Florida	Ocala, Fla.	UA (Bal.), '17
56	Dante Fowler Jr.	DE	6-3	255	24	4	Florida	St. Petersburg, Fla.	DT-15
60	A.J. Cann	OL	6-3	315	26	4	South Carolina	Birmingham, S.C.	D3-15
64	Chris Reed	OL	6-5	310	26	5	Minnesota State	Omaha, Neb.	FA-17
65	Brandon Linder	OL	6-6	315	26	5	Miami (Fla.)	Southwest Ranches, Fla.	DT-14
68	Andrew Nowell	OL	6-6	325	26	5	Ohio State	Cincinnati, Ohio	UA (Can.), '18
69	Tyler Shelley	OL	6-3	310	27	4	Clemson	Tarot, N.C.	FA-14
73	Josh Walker	OL	6-5	330	27	4	Middle Tennessee State	Spring City, Tenn.	FA-17
75	Eck Flowers	OL	6-6	329	24	4	Miami (Fla.)	Miami, Fla.	FA-18
76	Will Richardson Jr.	OL	6-6	306	22	R	North Carolina State	Burlington, N.C.	DT-18
78	Jamey Parnell	OL	6-6	326	32	8	Mississippi	Birmingham, Ala.	UA (Dal.), '15
80	James O'Shaughnessy	TE	6-4	245	26	4	Illinois State	Hoperville, Ill.	W (N.E.), '17
84	Keelan Cole	WR	6-1	194	25	2	Kentucky Wesleyan	Louisville, Ky.	FA-17
86	David Grimme	TE	6-5	265	24	1	North Carolina State	Newark, Del.	FA-18
87	Blake Bell	TE	6-6	252	27	4	Oklahoma	Wichita, Kan.	FA-18
90	Taven Bryan	OL	6-5	291	22	R	Florida	Casper, Wyo.	DT-18
91	Yarnick Ngachue	DE	6-2	246	23	3	Maryland	Bowie, Md.	D3-16
93	Calais Campbell	OL	6-8	300	33	11	Miami (Fla.)	Aurora, Co.	UA (Arl.), '17
94	Dawane Smoot	DE	6-3	264	23	2	Illinois	Groveport, Ohio	D3-17
95	Ary Jones	DT	6-4	318	27	6	Georgia	Warner Robins, Ga.	FA-13
97	Malik Jackson	DT	6-5	290	28	7	Tennessee	Van Nuys, Calif.	UA (Det.), '16
99	Marcell Darius	DT	6-3	331	28	8	Alabama	Birmingham, Ala.	T (Buf.), '17

Head Coach: Doug Mearns

Assistant Coaches: Joe DeCamillis (Special Teams Coordinator), Nataniel Hackett (Offensive Coordinator), Tom Mystrle (Strength and Conditioning Coordinator), Todd Wash (Defensive Coordinator), Mark Collins (Linebackers Coach), Joe Danna (Assistant Secondary Coach), John Connon (Offensive Tackle), Perry Fowell (Secondary Coach), Pat Flaherty (Offensive Line Coach), Marlon Hobby (Defensive Line Coach), Sean Karp (Strength and Conditioning Associate), Jee-Langvann (Strength and Conditioning Associate), Mike Maloney (Assistant Special Teams Coordinator), Keenan McCardell (Wide Receivers Coach), Tom Middleton (Tight Ends Coach), Scott Milnehorc (Quarterbacks Coach), Eric Pryor (Offense Research), Jason Ralovich (Assistant Defensive Line Coach), Mike Rutenberg (Assistant Linebackers Coach), Cedric Scott (Assistant Strength and Conditioning Coach), Tony Spapano Jr. (Assistant Offensive Line Coach), Tyrone Wheatley (Running Backs Coach).

Head Coach: Doug Mearns
 Assistants: Joe D'Amiculis (Special Teams Coordinator), Nathaniel Hackett (Offensive Coordinator), Tom Mysinski (Strength and Conditioning Coordinator), Todd Wash (Defensive Coordinator), Mark Collins (Linebackers Coach), Joe Danna (Assistant Secondary Coach), John Donovan (Offensive Assistant), Perry Fewell (Secondary Coach), Pat Flaherty (Offensive Line Coach), Mason Hobbs (Defensive Line Coach), Sean Kraft (Strength and Conditioning Associate), Jess Langvardt (Strength and Conditioning Associate), Mike Melloy (Assistant Special Teams Coordinator), Keenan McCarrell (Wide Receivers Coach), Ron Middleton (Tight Ends Coach), Scott Milanovich (Quarterbacks Coach), Eric Price (Offense-Research), Jason Robinson (Assistant Defensive Line Coach), Mike Rutenberg (Assistant Linebackers Coach), Cedric Scott (Assistant Strength and Conditioning Coach), Tony Spano Jr. (Assistant Offensive Line Coach), Tyrone Williams (Running Backs Coach).

TEXANS									
NO.	NAME	POS.	HT.	WT.	AGE	EXP.	COLLEGE	HOMETOWN	HOW ACQ.
3	Brandon Weeden	QB	6-3	227	35	7	Oklahoma State	Oklahoma City, Okla.	UA (Ten.), '18
4	DeShaun Watson	QB	6-2	215	23	2	Clemson	Gainesville, Ga.	DT-17
5	Joe Webb III	QB	6-4	231	31	9	Alabama-Birmingham	Birmingham, Ala.	UA (Buf.), '18
7	Ka'imi Fairbairn	K	6-0	183	24	3	UCLA	Kailua, Hawaii	FA-16
8	Trevor Daniel	P	6-1	231	23	R	Tennessee	Dickson, Tenn.	FA-18
10	DeAndre Hopkins	WR	6-1	212	26	6	Clemson	Central, S.C.	DT-13
15	Will Fuller V	WR	6-0	184	24	3	Notre Dame	Philadelphia, Pa.	DT-16
16	Keke Coutee	WR	5-11	187	21	R	Texas Tech	Lufkin, Texas	FA-18
17	Yancey Smith	WR	6-3	202	22	R	Limestone	Columbia, S.C.	FA-18
18	Sammie Coates Jr.	WR	6-1	213	25	4	Albion	Leroy, Ala.	W (Cle.), '18
20	Justin Reid	S	6-1	203	21	R	Stanford	Prairieville, La.	D3-18
21	Tyler Evin	RB	5-10	182	25	3	San Jose State	San Bernardino, Calif.	DT-16
22	Aaron Colvin	CB	6-0	191	27	5	Oklahoma	Tulsa, Okla.	UA (Jax.), '18
23	Johnathan Bledsoe	CB	6-0	219	28	7	Stanford	Silver Spring, Md.	UA (N.E.), '18
24	Jonathan Joseph	CB	5-11	186	34	13	South Carolina	Rock Hill, S.C.	UA (Chi.), '11
25	Kareem Jackson	S	5-10	183	30	9	Alabama	Macon, Ga.	DT-10
26	Lamar Miller	RB	5-10	221	27	7	Miami (Fla.)	Miami, Fla.	UA (N.E.), '16
28	Alfred Blue	RB	6-2	229	27	5	LSU	Boutte, La.	D3-14
31	Nateal Jamerson	S	6-0	200	22	R	Wisconsin	Ocala, Fla.	W (N.O.), '18
32	Tyran Mathieu	S	5-9	190	26	6	LSU	New Orleans, La.	FA-18
33	A.J. Moore	S	5-11	200	22	R	Mississippi	Basfield, Miss.	W (N.E.), '18
34	Mike Tyson	S	6-2	200	25	1	Cincinnati	Norfolk, Va.	FA-18
38	Buddy Hoveel	RB	6-1	218	22	R	Florida Atlantic	Cocorot Grove, Fla.	W (Nia.), '18
41	Zach Cunningham	ILB	6-3	238	23	2	Vanderbilt	Prison, Ala.	DT-17
43	Shaquane Wright	CB	5-11	184	31	8	Southern California	Calton, Calif.	FA-18
46	Jon Weeks	LS	5-10	242	32	9	Baylor	Bedford, N.Y.	FA-10
50	Tyrell Adams	ILB	6-2	230	26	3	West Georgia	Atlanta, Ga.	FA-18
52	Brian Peters	ILB	6-4	237	29	4	Northwestern	Ridgeland, Ohio	FA-15
53	Duke Eifler	OLB	6-4	255	23	R	Wake Forest	Houston, Texas	D3-18
54	DeShaun Hall	OLB	6-5	266	23	2	Texas A&M	Lancaster, Texas	FA-18
55	Benardrick McKinney	ILB	6-4	257	25	4	Mississippi State	Tunica, Miss.	DT-15
57	Brennan Scarlett	OLB	6-4	263	25	3	Stanford	Portland, Ore.	FA-16
58	Peter Kalambyai	OLB	6-3	254	23	R	Stanford	Matthews, N.C.	D3-18
59	Whitney Mercilus	OLB	6-4	258	28	7	Illinois	Akron, Ohio	DT-12
64	Santo Kalenete	C	6-3	301	28	6	Washington	Seattle, Wash.	UA (N.O.), '18
65	Greg Maczka	C/G	6-4	302	26	4	Toledo	Cincinnati, Ohio	FA-15
66	Nick Martin	C	6-4	295	25	3	Notre Dame	Indianapolis, Ind.	DT-16
70	Julien Davenport	T	6-7	325	23	2	Bucknell	Pasadena, N.J.	D4-17
71	David Sharpe	T	6-6	343	22	2	Florida	Jacksonville, Fla.	FA-18
73	Zach Fulton	C/G	6-5	321	27	5	Tennessee	Homewood, Ill.	UA (K.C.), '18
74	Kendall Lamm	T	6-6	299	26	4	Appalachian State	Charlotte, N.C.	FA-15
75	Mertius Rankin	T	6-5	311	23	R	Mississippi State	Mendenhall, Miss.	D3-18
83	Jordan Thomas	TE	6-5	277	22	R	Mississippi State	Summit, Miss.	D3-18
84	Ryan Griffin	TE	6-6	264	28	6	Connecticut	Londonderry, N.H.	D3-13
88	Jordan Akins	TE	6-4	243	26	R	Central Florida	Locust Grove, Ga.	D3-18
90	Jadeveon Clowney	DE/OLB	6-5	255	25	5	South Carolina	Rock Hill, S.C.	DT-14
91	Carlos Watkins	DE	6-3	297	24	2	Clemson	Mooreboro, N.C.	D4-17
92	Brandon Dunn	NT	6-2	310	26	3	Louisville	Louisville, Ky.	FA-15
93	Joel Heath	DE	6-6	302	25	3	Michigan State	Cincinnati, Ohio	FA-16
95	Christian Covington	DE	6-2	310	24	4	Rice	Vancouver, B.C. Canada	D3-15
97	Angelo Blackson	DE	6-4	319	25	4	Albion	Bear, Del.	FA-17
98	D.J. Reader	NT	6-3	347	24	3	Clemson	Greensboro, N.C.	D3-16
99	J.J. Watt	DE	6-5	288	29	8	Wisconsin	Pewaukee, Wis.	DT-11

Head Coach: Bill O'Brien

Assistant: Romeo Crennel

Running Backs: Mike Devlin (Offensive Line), Mike Eubank (Assistant Strength & Conditioning), Jason George (Assistant Strength & Conditioning), Tim Kelly (Tight Ends), Bobby King (Inside Linebackers), Will Lawing (Offensive Assistant, Offensive Line), D'Anton Lynn (Assistant Secondary), Anthony Midget (Receivers), Matt Odomell (Defensive Quality Control), John Pagano (Senior Defensive Assistant / Outside Linebackers), John Perry (Wide Receivers), Matt Robinson (Defensive Linebackers), Sean Ryan (Quarterbacks), Tony Smith (Assistant Special Teams), Billy Volek (Assistant Strength & Conditioning / Performance Therapist), Anthony Weaver (Defensive Line), Wes Weber (Offensive / Special Teams Assistant)

Head Coach: Bill O'Brien
 Assistants: Romeo Crennel (Assistant Head Coach / Defensive Coordinator), Brad Seely (Special Teams Coordinator), Danny Barrett (Running Backs), Mike Dotson (Offensive Line), Mike Eubanks (Assistant Strength & Conditioning), Jason George (Assistant Strength & Conditioning), Tim Kelly (Tight Ends), Bobby King (Inside Linebackers), Will Laving (Offensive Assistant / Offensive Line), D'Antoni Lynn (Assistant Secondary), Anthony Midget (Secondary), Matt O'Donnell (Defensive Quality Control), John Pagan (Senior Defensive Assistant / Outside Linebackers), Anthony Winder (Secondary), Wade O'Donnell (Defensive Quality Control), John Pagan (Senior Defensive Assistant), Tracy Smith (Assistant Special Teams), Billy Voleine (Assistant Strength & Conditioning / Performance Therapist), Anthony Weaver (Defensive Line), Wes Welker (Offensive / Special Teams Assistant).

HOUSTON TEXANS	
NO.	NAME
50	Adams, Tyrell
88	Akins, Jordan
23	Badenosi, Johnson
27	Blackson, Angulo
28	Blue, Alfred
90	Clowney, Jadeveon
18	Coates Jr., Sammie
22	Covlin, Aaron
16	Coutee, Keke
95	Covington, Christian
41	Cunningham, Zach
8	Daniel, Trevor
70	Davenport, Julien
92	Dunn, Brandon
21	Ejor, Duke
7	Fairbairn, Ka'imi
15	Fuller V, Will
73	Fulton, Zach
54	Halt, Deaehon
93	Heath, Joel
84	Giffin, Ryan
38	Howell, Buddy
25	Jackson, Kareem
31	Jamerson, Natrell
58	Joseph, Johnathan
24	Kalambyai, Peter
64	Kalenete, Santo
74	Lamm, Kendall
65	Maczka, Greg
66	Martin, Nick
32	Mathieu, Tyrann
59	Mercilus, Whitney
55	McKinney, Benardrick
75	Rankin, Marthas
33	Moore, A.J.
52	Peters, Brian
98	Reader, D.J.
71	Sharpe, David
27	Smith, Yncort
83	Thomas, Jordan
34	Tyson, Mike
91	Watkins, Carlos
4	Watson, Deshaun
99	Watt, J.J.
5	Webb III, Joe
3	Weeden, Brandon
46	Weeks, Jon
43	Wright, Shaqree



HOUSTON
TEXANS



TEXANS BIOS



TYRELL ADAMS

INSIDE LINEBACKER

6-2 | 230 | WEST GEORGIA

HOMETOWN: ATLANTA, GA. | AGE: 26

3RD NFL SEASON | 1ST WITH TEXANS | ACQUIRED: FA-'18

2018 GP/GS: 3/0 | CAREER GP/GS (POST): 15/0 (1/0)

TEAMS: KC 2015-16; SEA 2015; OAK 2016-17; BUF 2017; HOU 2018



50

TRANSACTIONS: Signed by the Seattle Seahawks as a college free agent on May 12, 2015...Waived by the Seahawks on Sept. 5, 2015...Signed to the Kansas City Chiefs practice squad on Sept. 14, 2015...Released from the Chiefs practice squad on Oct. 13, 2015...Signed to the Seahawks practice squad on Oct. 15, 2015...Released from the Seahawks practice squad on Oct. 29, 2015...Signed to the Chiefs practice squad on Nov. 2, 2015...Signed by Kansas City on Jan. 18, 2016...Waived by the Chiefs on Sept. 3, 2016...Signed to Kansas City's practice squad on Sept. 5, 2016...Released from the Chiefs practice squad on Sept. 6, 2016...Signed to the Oakland Raiders practice squad on Oct. 5, 2016...Signed to the Raiders active roster on Nov. 26, 2016...Waived by the Raiders on Oct. 16, 2017...Claimed off waivers by the Buffalo Bills on Oct. 18, 2017...Released by the Bills on Oct. 19, 2017...Signed by the Indianapolis Colts on Feb. 23, 2018...Released by the Colts on Sept. 1, 2018...Signed to the Houston Texans practice squad on Oct. 2, 2018...Signed to the Texans active roster on Oct. 6, 2018.

2018 (Houston 3/0):

- Contributed on special teams in his Texans debut vs. Dallas (10/7)
- Notched a career-high two special teams total tackles and his first career punt block when he blocked Bills P Corey Bojorquez's punt in the second quarter vs. Buffalo (10/14)
- Contributed on special teams at Jacksonville (10/21)

2017 (Oakland 6/0):

- Recorded 15 total tackles (eight solo) and three total special teams tackles in six games
- Notched a career-high seven total tackles (four solo) at Tennessee (9/10)
- Registered two solo stops and one special teams tackle vs. the N.Y. Jets in Week 2
- Tallied six total tackles (two solo) vs. Baltimore in Week 5 (10/8)

2016 (Oakland 6/0):

- Contributed on special teams in six games for the Raiders
- Made his NFL debut in Week 12 vs. Carolina (11/27)

COLLEGE:

- Played four seasons (2011-14) at the University of West Georgia in Carrollton, Ga.
- Tallied 220 total tackles, 22.5 tackles for loss, 3.0 sacks and four interceptions in 44 career games at West Georgia
- Earned All-Gulf South Conference First Team honors as a junior in 2013 and the USA College Football All-America First Team in 2014

PERSONAL:

- Attended Mays High School in Atlanta
- Led Mays High to an 8-3 record as a senior
- Majored in accounting at West Georgia

TYRELL ADAMS - NFL REGULAR SEASON STATISTICS

		TACKLES									INTERCEPTIONS					FUMBLES					ST				MISC	
DATE	TEAM	GP	GS	TK	S	A	TFL	YDS	SK	YDS	QBH	NO	YDS	LG	TD	PD	FF	FR	YDS	TK	S	A	FF	FR	S	A
2015	Chiefs	0	0	0	0	0	0	0	0.0	0.0	0	0	0	0	0	0	0	0	0	0	0	0	0	0	0	0
2015	Seahawks	0	0	0	0	0	0	0	0.0	0.0	0	0	0	0	0	0	0	0	0	0	0	0	0	0	0	0
2016	Chiefs	0	0	0	0	0	0	0	0.0	0.0	0	0	0	0	0	0	0	0	0	0	0	0	0	0	0	0
2016	Raiders	6	0	0	0	0	0	0	0.0	0.0	0	0	0	0	0	0	0	0	0	0	0	0	0	0	0	0
2017	Raiders	6	0	15	8	7	0	0	0.0	0.0	0	0	0	0	0	0	0	0	0	0	3	3	0	0	0	0
2017	Bills	0	0	0	0	0	0	0	0.0	0.0	0	0	0	0	0	0	0	0	0	0	0	0	0	0	0	0
2018	Texans	3	0	0	0	0	0	0	0.0	0.0	0	0	0	0	0	0	0	0	0	0	2	1	1	0	0	0
NFL TOTALS		15	0	15	8	7	0	0	0.0	0.0	0	0	0	0	0	0	0	0	0	0	5	4	1	0	0	0

TYRELL ADAMS - NFL POSTSEASON STATISTICS

		TACKLES									INTERCEPTIONS					FUMBLES					ST				MISC			
DATE	TEAM	GP	GS	TK	S	A	TFL	YDS	SK	YDS	QBH	NO	YDS	LG	TD	PD	FF	FR	YDS	TK	S	A	FF	FR	S	A		
2016	Raiders	1	0	0	0	0	0	0	0.0	0.0	0	0	0	0	0	0	0	0	0	0	0	0	0	0	0	0		
NFL TOTALS		1	0	0	0	0	0	0	0.0	0.0	0	0	0	0	0	0	0	0	0	0	0	0	0	0	0	0		

TEXANS BIOS

SINGLE-GAME HIGHS: DEFENSIVE

Total Tackles 7 at Tennessee Titans, Sep 10, 2017

Special Teams Tackles

2 vs. Buffalo Bills, Oct 14, 2018

2017 GAME-BY-GAME REGULAR SEASON STATISTICS (RAIDERS/BILLS)

				TACKLES							INTERCEPTIONS					FUMBLES			ST					MISC					
W	DATE	OPPONENT		TK	S	A	SK	YDS	TFL	YDS	QBH	NO	YDS	LG	TD	PD	FF	FR	YDS	TK	S	A	FF	FR	S	A	W/L	SCORE	
01	09/10	at Titans	P	7	4	3	0.0	0.0	0	0	0	0	0	0	0	0	0	0	0	0	0	0	0	0	0	0	W	26-16	
02	09/17	JETS	P	2	2	0	0.0	0.0	0	0	0	0	0	0	0	0	0	0	0	1	1	0	0	0	0	0	W	45-20	
03	09/24	at Redskins	P	0	0	0	0.0	0.0	0	0	0	0	0	0	0	0	0	0	0	1	1	0	0	0	0	0	L	10-27	
04	10/01	at Broncos	P	0	0	0	0.0	0.0	0	0	0	0	0	0	0	0	0	0	0	1	1	0	0	0	0	0	L	10-16	
05	10/08	RAVENS	P	6	2	4	0.0	0.0	0	0	0	0	0	0	0	0	0	0	0	0	0	0	0	0	0	0	L	17-30	
06	10/15	CHARGERS	P	0	0	0	0.0	0.0	0	0	0	0	0	0	0	0	0	0	0	0	0	0	0	0	0	0	L	16-17	
Went from Raiders to Bills .																													
07	10/22	BUCCANEERS																									W	30-27	
08	10/29	RAIDERS																									W	34-14	
09	11/02	at Jets																									L	21-34	
10	11/12	SAINTS																									L	10-47	
11	11/19	at Chargers																									L	24-54	
12	11/26	at Chiefs																									W	16-10	
13	12/03	PATRIOTS																									L	3-23	
14	12/10	COLTS																									W	13-7+	
15	12/17	DOLPHINS																									W	24-16	
16	12/24	at Patriots																									L	16-37	
17	12/31	at Dolphins																									W	22-16	
2017 TOTALS				6-0	15	8	7	0.0	0.0	0	0	0	0	0	0	0	0	0	0	0	3	3	0	0	0	0	0	8-9	

+ - Overtime

2018 GAME-BY-GAME REGULAR SEASON STATISTICS (TEXANS)

			LETS GIVE BY GAME REGULAR SEASON STATISTICS (TEXANS)																								
W	DATE	OPPONENT	TACKLES							INTERCEPTIONS					FUMBLES			ST					MISC				
			TK	S	A	SK	YDS	TFL	YDS	QBH	NO	YDS	LG	TD	PD	FF	FR	YDS	TK	S	A	FF	FR	S	A	W/L	SCORE
01	09/09	at Patriots	NOT ON ROSTER																			L	20-27				
02	09/16	at Titans	NOT ON ROSTER																			L	17-20				
03	09/23	GIANTS	NOT ON ROSTER																			L	22-27				
04	09/30	at Colts	NOT ON ROSTER																			W	37-34+				
05	10/07	COWBOYS	P	0	0	0	0.0	0.0	0	0	0	0	0	0	0	0	0	0	0	0	0	0	0	0	W	19-16+	
06	10/14	BILLS	P	0	0	0	0.0	0.0	0	0	0	0	0	0	0	0	0	0	2	1	1	0	0	0	0	W	20-13
07	10/21	at Jaguars	P	0	0	0	0.0	0.0	0	0	0	0	0	0	0	0	0	0	0	0	0	0	0	0	0	W	20-7
2018 TOTALS			3-0	0	0	0	0.0	0.0	0	0	0	0	0	0	0	0	0	0	2	1	1	0	0	0	0	4-3	

+ - Overtime



JORDAN AKINS

TIGHT END

6-4 | 243 | CENTRAL FLORIDA

HOMETOWN: LOCUST GROVE, GA. | AGE: 26

ROOKIE | 1ST WITH TEXANS | ACQUIRED: D3C-'18

2018 GP/GS: 7/1 | CAREER GP/GS: 7/1

TEAMS: HOU 2018



88

TRANSACTIONS: Selected by the Houston Texans with the 34th pick of the third round (98th overall) in the 2018 NFL Draft.

2018 (Houston 7/1):

- Caught two passes for 11 yards and contributed on special teams at New England (9/9) in his NFL debut
- Tallied two receptions for 21 yards (10.5 avg.) at Tennessee (9/16)
- Recorded one reception for 18 yards and contributed on special teams vs. the N.Y. Giants (9/23)
- Hauled in two passes for 24 yards (12.0 avg.) at Indianapolis (9/30)
- Registered one reception for nine yards vs. Dallas (10/7)
- Caught one pass for six yards and contributed on special teams vs. Buffalo (10/14)
- Started at tight end and contributed on offense and special teams at Jacksonville (10/21)

CAREER AT CENTRAL FLORIDA:

- Played four seasons (2014-17) at the University of Central Florida in Orlando, Fla.
- Amassed 1,149 yards receiving and eight touchdowns in 41 career games played
- Also returned punts and kicks for the Knights during his four years at Central Florida

2017 (Central Florida):

- Named to the John Mackey Award Preseason Watch List, honoring the nation's top tight ends
- Started all 11 games at tight end
- Set single-season career highs for catches (30), receiving yards (459) and touchdowns (four)
- Averaged 15.3 yards per reception and 41.7 yards per game

2016 (Central Florida):

- Recorded 347 yards receiving and two touchdowns on 23 receptions in 13 games (seven starts)
- Led team in yards per reception (15.1)
- Tied a season high with five catches for 54 yards and a touchdown vs. Connecticut (10/22)

2015 (Central Florida):

- Opened the year as a starting wide receiver and return specialist
- Appeared in just two games due to injury
- Recorded 14 receptions for 152 yards and two touchdowns
- Also returned six kickoffs for 149 yards and two punts for 15 yards
- Amassed 104 yards receiving and two touchdowns on nine catches against Florida International (9/3)

2014 (Central Florida):

- Compiled 135 yards on 12 catches in 13 games played as a freshman
- Averaged 24.2 yards per kick return
- Logged 498 all-purpose yards on the season

PERSONAL:

- Prior to attending the University of Central Florida, was selected in the third round of the 2010 Major League Baseball Draft by the Texas Rangers
- Hit .218 as an outfielder in four seasons in the Texas farm system, including a .283 mark in 2011
- Hit 24 home runs and recorded 42 stolen bases in 321 minor league games played
- Was an all-state selection at Union Grove High School as a senior in 2009
- Earned all-state honors as a junior, leading Strong Rock Christian High School with 823 yards passing and 12 touchdowns, while rushing for 784 yards and 14 touchdowns
- Named all-conference as a sophomore in 2007

SINGLE-GAME HIGHS: RUSHING/RECEIVING

Receptions 2 at Indianapolis Colts, Sep 30, 2018
...2 more at 2.

Receiving Yards 24 at Indianapolis Colts, Sep 30, 2018
Longest Receptions 18 vs. New York Giants, Sep 23, 2018

All-purpose yards 24 at Indianapolis Colts, Sep 30, 2018
Miscellaneous Tackles 1 vs. New York Giants, Sep 23, 2018

TEXANS BIOS

2018 GAME-BY-GAME REGULAR SEASON STATISTICS (TEXANS)

W	DATE	OPPONENT	P/S	RECEIVING				RUSHING			TD	W/L	SCORE
				NO	YDS	LG	TD	ATT	YDS	LG			
01	09/09	at Patriots	P	2	11	8	0	0	0	0	0	L	20-27
02	09/16	at Titans	P	2	21	13	0	0	0	0	0	L	17-20
03	09/23	GIANTS	P	1	18	18	0	0	0	0	0	L	22-27
04	09/30	at Colts	P	2	24	14	0	0	0	0	0	W	37-34+
05	10/07	COWBOYS	P	1	9	9	0	0	0	0	0	W	19-16+
06	10/14	BILLS	P	1	6	6	0	0	0	0	0	W	20-13
07	10/21	at Jaguars	S	0	0	0	0	0	0	0	0	W	20-7
2018 TOTALS			7-1	9	89	18	0	0	0	0	0	4-3	

+ - Overtime



JOHNSON BADEMOSI

CORNERBACK

6-0 | 219 | STANFORD

HOMETOWN: SILVER SPRING, MD. | AGE: 28

7TH NFL SEASON | 1ST WITH TEXANS | ACQUIRED: UFA-'18 (NE)

2018 GP/GS: 7/0 | CAREER GP/GS (POST): 101/6 (3/0)

TEAMS: CLE 2012-15; DET 2016; NE 2017; HOU 2018



23

TRANSACTIONS: Signed by the Cleveland Browns as a college free agent on May 9, 2012...Signed by the Detroit Lions as an unrestricted free agent on March 11, 2016...Traded to the New England Patriots on Sept. 2, 2017...Signed by the Houston Texans as an unrestricted free agent on March 16, 2018.

2018 (Houston 7/0):

- Recovered a fumble on a muffed punt late in the fourth quarter to set up a touchdown in his Texans debut at New England (9/9)
- Contributed on special teams at Tennessee (9/16)
- Tallied one special teams tackle vs. the N.Y. Giants (9/23)
- Contributed on special teams at Indianapolis (9/30). Downed P Trevor Daniel's first quarter punt inside the Colts' two-yard line. Two plays later, the Texans recovered a Ryan Kelly fumble in the end zone for the Texans first score of the game
- Notched one special teams tackle vs. Dallas (10/7)
- Contributed on special teams vs. Buffalo (10/14)
- Appeared on special teams at Jacksonville (10/21)

2017 (New England 15/3, 2/0):

- Recorded 20 total tackles (15 solo) and one pass defended in 15 games during the regular season
- Added eight special teams tackles
- Appeared in both the AFC Championship Game and Super Bowl LII
- Recorded one special teams tackle in Super Bowl LII

2016 (Detroit 16/3, 1/0):

- Compiled 18 total tackles (16 solo), five passes defended and one interception in 16 games played
- Made his debut as a Lion contributing on special teams with one tackle in Week 1 at Indianapolis (9/11)
- Played as a primary defensive back in a Week 7 victory against the Redskins after starting CB Darius Slay left the second quarter with an injury. Finished with five tackles and one pass defended (10/23)
- Earned his first career start at Houston in Week 8 (10/30). Recorded his first career interception and finished the game with three total tackles and a career-high two passes defended. Became the first Lions defensive player to register an interception in his first career start since CB Aaron Berry at Chicago (9/12/10)
- Started at cornerback for a second straight game in a Week 9 victory at Minnesota (11/6). Finished with three total tackles and one pass defended
- Saw action on special teams and replaced CB Darius Slay on defense after leaving in the second quarter due to injury against

the Giants. Recorded one pass defended (12/18)

- Replaced CB Darius Slay as the starting cornerback in Week 16 at Dallas (12/26). Finished with six total tackles
- Registered one tackle on special teams in the Wild Card playoff game at Seattle (1/7/17)

2015 (Cleveland 16/0):

- Finished the year with 17 special teams tackles, marking his fourth-consecutive season with at least 15 total special teams tackles. Tied for the NFL lead in total special teams tackles with Cincinnati's Cedric Peerman (17) and Houston's Brian Peters (17)
- Recorded a career-high four total tackles vs. Arizona (11/1)

2014 (Cleveland 14/0):

- Appeared in 14 games and led the team in special teams tackles (15) for the third-consecutive season
- Helped the Browns finish second in the NFL in kickoff coverage and eighth in punt coverage
- Tied a career high with three special teams tackles and downed two punts inside the 10-yard line vs. Indianapolis (12/7)

2013 (Cleveland 16/0):

- Played in all 16 games for the second-consecutive season, primarily on special teams, and also appeared in four games as a reserve defensive back. Led the team and ranked among NFL leaders with 17 special teams tackles
- Posted at least one special teams tackle in 10 games, including tying a career high twice with three at Kansas City (10/27) and at New England (12/8)

2012 (Cleveland 16/0):

- As a rookie, saw action in all 16 games and led the team in special teams tackles with 18, finishing third in the NFL and leading all NFL rookies players
- Earned PFW/PFWA All-Rookie honors as a special teamer en route to helping Cleveland rank second in the NFL in kickoff coverage (19.8 yards per return)
- Set a career high with three special teams tackles at N.Y. Giants (10/7)

COLLEGE:

- Played four seasons (2008-11) at Stanford (Calif.) University
- Recorded 122 total tackles (98 solo), two forced fumbles and one interception in 48 career games for the Cardinal
- Also lettered in track and field for the Cardinal

TEXANS BIOS

PERSONAL:

Attended Gonzaga High School, where he played primarily

cornerback and safety/linebacker, while also returning kicks
 Earned first-team All-Washington Catholic League honors and was a Washington Post All-Metro selection as a senior

JOHNSON BADEMOSI - NFL REGULAR SEASON STATISTICS

		TACKLES										INTERCEPTIONS				FUMBLES					ST				MISC			
DATE	TEAM	GP	GS	TK	S	A	TFL	YDS	SK	YDS	QBH	NO	YDS	LG	TD	PD	FF	FR	YDS	TK	S	A	FF	FR	S	A		
2012	Browns	16	0	3	3	0	0	0	0.0	0.0	0	0	0	0	0	1	0	0	0	18	13	5	0	0	0	0		
2013	Browns	16	0	0	0	0	0	0	0.0	0.0	0	0	0	0	0	0	0	0	0	14	11	3	0	0	0	0		
2014	Browns	14	0	0	0	0	0	0	0.0	0.0	0	0	0	0	0	0	0	0	0	12	5	7	0	0	0	0		
2015	Browns	16	0	10	8	2	0	0	0.0	0.0	0	0	0	0	0	2	0	1	0	17	12	5	0	0	0	0		
2016	Lions	16	3	18	16	2	0	0	0.0	0.0	0	1	3	3	0	5	0	0	0	4	3	1	0	0	0	0		
2017	Patriots	16	3	20	15	5	0	0	0.0	0.0	0	0	0	0	0	1	0	0	0	9	9	0	0	0	0	0		
2018	Texans	7	0	0	0	0	0	0	0.0	0.0	0	0	0	0	0	0	0	0	0	2	2	0	0	1	0	0		
NFL TOTALS		101	6	51	42	9	0	0	0.0	0.0	0	1	3	3	0	9	0	1	0	76	55	21	0	1	0	0		

JOHNSON BADEMOSI - NFL POSTSEASON STATISTICS

COMMON EXCELSPER NFL PLAYSEASON STATISTICS																											
TACKLES										INTERCEPTIONS						FUMBLES					ST				MISC		
DATE	TEAM	GP	GS	TK	S	A	TFL	YDS	SK	YDS	QBH	NO	YDS	LG	TD	PD	FF	FR	YDS	TK	S	A	FF	FR	S	A	
2016	Lions	1	0	0	0	0	0	0	0.0	0.0	0	0	0	0	0	0	0	0	0	0	1	1	0	0	0	0	
2017	Patriots	2	0	0	0	0	0	0	0.0	0.0	0	0	0	0	0	0	0	0	0	0	1	1	0	0	0	0	
NFL TOTALS		3	0	0	0	0	0	0	0.0	0.0	0	0	0	0	0	0	0	0	0	0	2	2	0	0	0	0	

SINGLE-GAME HIGHS: DEFENSIVE

Total Tackles	8 vs. Atlanta Falcons, Oct 22, 2017	Interception Return Yards	3 at Houston Texans, Oct 30, 2016
Passes Defensed	2 at Houston Texans, Oct 30, 2016	Special Teams Tackles	4 vs. Baltimore Ravens, Nov 30, 2015
Fumble Recoveries	1 vs. Arizona Cardinals, Nov 01, 2015	Special Teams Fumble Recoveries	1 at New England Patriots, Sep 09, 2018
Interceptions	1 at Houston Texans, Oct 30, 2016		

SINGLE-GAME HIGHS - POSTSEASON: DEFENSIVE

Special Teams Tackles	1 vs. Philadelphia Eagles, Feb 04, 2018
	...1 more at 1.

2018 GAME-BY-GAME REGULAR SEASON STATISTICS (TEXANS)

			2018 GAME BY GAME REGULAR SEASON STATISTICS (TEXAS)																													
			TACKLES									INTERCEPTIONS						FUMBLES					ST					MISC				
W	DATE	OPPONENT	TK	S	A	SK	YDS	TFL	YDS	QBH	NO	YDS	LG	TD	PD	FF	FR	YDS	TK	S	A	FF	FR	S	A	W/L	SCORE					
01	09/09	at Patriots	P	0	0	0	0.0	0.0	0	0	0	0	0	0	0	0	0	0	0	0	0	0	0	1	0	0	L	20-27				
02	09/16	at Titans	P	0	0	0	0.0	0.0	0	0	0	0	0	0	0	0	0	0	0	0	0	0	0	0	0	0	L	17-20				
03	09/23	GIANTS	P	0	0	0	0.0	0.0	0	0	0	0	0	0	0	0	0	0	0	1	1	0	0	0	0	0	L	22-27				
04	09/30	at Colts	P	0	0	0	0.0	0.0	0	0	0	0	0	0	0	0	0	0	0	0	0	0	0	0	0	0	W	37-34+				
05	10/07	COWBOYS	P	0	0	0	0.0	0.0	0	0	0	0	0	0	0	0	0	0	0	1	1	0	0	0	0	0	W	19-16+				
06	10/14	BILLS	P	0	0	0	0.0	0.0	0	0	0	0	0	0	0	0	0	0	0	0	0	0	0	0	0	0	W	20-13				
07	10/21	at Jaguars	P	0	0	0	0.0	0.0	0	0	0	0	0	0	0	0	0	0	0	0	0	0	0	0	0	0	W	20-7				
2018 TOTALS			7-0	0	0	0	0.0	0.0	0	0	0	0	0	0	0	0	0	0	0	2	2	0	0	1	0	0	4-3					

+ - Overtime



ANGELO BLACKSON

DEFENSIVE END

6-4 | 319 | AUBURN

HOMETOWN: BEAR, DEL. | AGE: 25

4TH NFL SEASON | 2ND WITH TEXANS | ACQUIRED: FA-'17

2018 GP/GS: 7/2 | CAREER GP/GS: 45/4

TEAMS: TEN 2015-16; HOU 2017-18; NE 2017



97

TRANSACTIONS: Selected by the Tennessee Titans with the first pick of the fourth round (100th overall) in the 2015 NFL Draft...Waived by Tennessee on Sept. 2, 2017...Signed to the New England Patriots practice squad on Sept. 4, 2017...Signed to the Houston Texans active roster on Nov. 1, 2017...Re-signed with the Texans on March 15, 2018.

2018 (Houston 7/2):

- ✦ Tallied three total tackles (two solo) and a pass defended at New England (9/9). Tipped a pass from Patriots QB Tom Brady, which was intercepted by S Tyrann Mathieu at the New England 17-yard line
- ✦ Recorded two total tackles at Tennessee (9/16)
- ✦ Matched his career high with three solo tackles and notched his first sack as a Texan vs. the N.Y. Giants (9/23)
- ✦ Started at defensive end vs. Indianapolis (9/30)
- ✦ Notched two total tackles (one solo) vs. Dallas (10/7)
- ✦ Registered two total tackles vs. Buffalo (10/14)
- ✦ Tallied one solo tackle, one pass defended and one quarterback hit at Jacksonville (10/21)

2017 (Houston 9/1):

- ✦ Compiled nine total tackles (eight solo), one pass defended and one quarterback hit in nine games played
- ✦ Made his debut for Houston vs. Indianapolis (11/5)
- ✦ Notched two total tackles and one pass defended at the Los Angeles Rams (11/12)
- ✦ Finished with two solo tackles at Tennessee (12/3)
- ✦ Posted two solo tackles for the second consecutive week vs. San Francisco (12/10)
- ✦ Recorded a pair of solo tackles vs. Pittsburgh (12/25)
- ✦ Started his first game of the season and recorded his first quarterback hit of the season at Indianapolis (12/31)

2016 (Tennessee 13/1):

- ✦ Played in 13 regular season games with one start and registered nine total tackles (four solo) and one pass defended
- ✦ Was inactive for three games
- ✦ Saw action as a reserve vs. Jacksonville (10/27) and notched two total tackles and a pass defended
- ✦ Made his first career start at Indianapolis (11/20) and tied a career high with three total tackles

2015 (Tennessee 16/0):

- ✦ Played in all 16 regular season games as a reserve and registered 15 total tackles (eight solo), 2.5 sacks and a forced fumble
- ✦ Made his NFL debut at Tampa Bay (9/13) and tallied three total tackles, his first career sack and first career forced fumble
- ✦ Appeared as a reserve at New Orleans (11/8) and totaled three tackles and 1.0 sack

COLLEGE:

- ✦ Played four seasons (2011-14) at Auburn (Ala.) University
- ✦ Appeared in 52 games with 18 starts and amassed 65 total tackles, 4.5 sacks, three forced fumbles, one fumble recovery and two passes defended
- ✦ Was on the field for the famous "Kick 6" play during the Auburn and Alabama game in 2013. Lined up on the defensive front to attempt to block the field goal and served as a blocker on the game winning missed field goal return for a touchdown

PERSONAL:

- ✦ Attended Red Lion Christian High School in Bear, Del.
- ✦ Posted 40 total tackles, 3.0 sacks, three forced fumbles, two passes defended and one fumble recovery in just seven games as a senior
- ✦ Majored in sociology at Auburn

ANGELO BLACKSON - NFL REGULAR SEASON STATISTICS

DATE	TEAM	GP	GS	TK	S	A	TACKLES				QBH	NO	INTERCEPTIONS				FUMBLES				ST		MISC			
							TFL	YDS	SK	YDS			YDS	LG	TD	PD	FF	FR	YDS	TK	S	A	FF	FR	S	A
2015	Titans	16	0	15	8	7	2	14	2.5	17.5	3	0	0	0	0	0	1	0	0	0	0	0	0	0	0	0
2016	Titans	13	1	9	4	5	2	4	0.0	0.0	2	0	0	0	0	1	0	0	0	0	0	0	0	0	0	0
2017	Patriots	0	0	0	0	0	0	0	0.0	0.0	0	0	0	0	0	0	0	0	0	0	0	0	0	0	0	0
2017	Texans	9	1	9	8	1	0	0	0.0	0.0	1	0	0	0	0	1	0	0	0	0	0	0	0	0	0	0
2018	Texans	7	2	12	8	4	1	7	1.0	7.0	2	0	0	0	0	2	0	0	0	0	0	0	0	0	0	0
NFL TOTALS		45	4	45	28	17	5	25	3.5	24.5	8	0	0	0	0	4	1	0	0	0	0	0	0	0	0	0

TEXANS BIOS

SINGLE-GAME HIGHS: DEFENSIVE

Total Tackles	3 vs. New York Giants, Sep 23, 2018 ...3 more at 3.	Forced Fumbles	1 at Tampa Bay Buccaneers, Sep 13, 2015
Sacks	1.0 vs. New York Giants, Sep 23, 2018 ...2 more at 1.0.	Tackles For Loss	1 vs. New York Giants, Sep 23, 2018 ...4 more at 1.
Passes Defensed	1 at Jacksonville Jaguars, Oct 21, 2018 ...3 more at 1.		

2018 GAME-BY-GAME REGULAR SEASON STATISTICS (TEXANS)

				TACKLES								INTERCEPTIONS						FUMBLES			ST					MISC				
W	DATE	OPPONENT		TK	S	A	SK	YDS	TFL	YDS	QBH	NO	YDS	LG	TD	PD	FF	FR	YDS	TK	S	A	FF	FR	S	A	W/L	SCORE		
01	09/09	at Patriots	P	3	2	1	0.0	0.0	0	0	0	0	0	0	0	1	0	0	0	0	0	0	0	0	0	0	L	20-27		
02	09/16	at Titans	P	2	2	0	0.0	0.0	0	0	0	0	0	0	0	0	0	0	0	0	0	0	0	0	0	L	17-20			
03	09/23	GIANTS	P	3	3	0	1.0	7.0	1	7	1	0	0	0	0	0	0	0	0	0	0	0	0	0	0	L	22-27			
04	09/30	at Colts	S	0	0	0	0.0	0.0	0	0	0	0	0	0	0	0	0	0	0	0	0	0	0	0	0	W	37-34+			
05	10/07	COWBOYS	S	1	0	1	0.0	0.0	0	0	0	0	0	0	0	0	0	0	0	0	0	0	0	0	0	W	19-16+			
06	10/14	BILLS	P	2	0	2	0.0	0.0	0	0	0	0	0	0	0	0	0	0	0	0	0	0	0	0	0	W	20-13			
07	10/21	at Jaguars	P	1	1	0	0.0	0.0	0	0	1	0	0	0	0	1	0	0	0	0	0	0	0	0	0	W	20-7			
2018 TOTALS				7-2	12	8	4	1.0	7.0	1	7	2	0	0	0	0	2	0	0	0	0	0	0	0	0	0	4-3			

+ - Overtime



ALFRED BLUE

RUNNING BACK

6-2 | 229 | LSU

HOMETOWN: BOUTTE, LA. | AGE: 27

5TH NFL SEASON | 5TH WITH TEXANS | ACQUIRED: D6B-'14

2018 GP/GS: 7/1 | CAREER GP/GS (POST): 64/15 (3/1)

TEAMS: HOU 2014-18



28

TRANSACTIONS: Selected by the Houston Texans with the fifth pick in the sixth round (181st overall) of the 2014 NFL Draft...Re-signed by the Texans on April 30, 2018.

CAREER:

- Became the first player in franchise history with a rushing, receiving and return touchdown in the same season in 2014
- Holds the franchise record for carries in a game (36) at Cleveland (11/16/14)
- Registered a 49-yard run in the second quarter of the 2015 Wild Card game vs. Kansas City (1/9/16), the longest run in Texans postseason history
- Set single-season career highs in 2015 in rushing yards (698) and carries (183), while tying his personal-best in rushing touchdowns (two)
- Has four career 100-yard rushing games
- Currently ranks fourth in Texans history with 2,124 career rushing yards

2018 (Houston 7/1):

- Recorded 36 yards rushing on five carries (7.2 avg.) and one touchdown at New England (9/9). Passed Derrick Ward (six) for the ninth-most career rushing touchdowns in franchise history
- Rushed seven times for 36 yards (5.1 avg.) at Tennessee (9/16) and passed Ben Tate (2,279) for the ninth-most career scrimmage yards in team history
- Registered four carries for 13 yards (3.3 avg.) and caught one pass for four yards vs. the N.Y. Giants (9/23). Passed Ben Tate (1,992) for the fourth-most career rushing yards in franchise history
- Recorded 31 rushing yards on 12 carries (2.6 avg.) and notched one special teams tackle at Indianapolis (9/30). Surpassed 2,000 rushing yards for his career on a 10-yard run in the first quarter
- Set career highs for receptions (eight) and receiving yards (73) vs. Dallas (10/7). Added 46 rushing yards on 20 carries (2.3 avg.)
- Rushed for 26 yards on seven carries (3.7 avg.) and caught two passes for 17 yards (8.5 avg.) vs. Buffalo (10/14)
- Carried eight times for 28 yards (3.5 avg.) at Jacksonville (10/21)

2017 (Houston 11/0):

- Rushed for 262 yards on 71 carries and one touchdown in 11 games played
- Recorded the most rushing yards by a Texans player in a game in 2017 and most since Week 6 of 2016 when RB Lamar Miller had 149 rushing yards against the Colts
- Was one of four Texans rushers with more than 250 yards for the

first time in team history

- Recorded five carries for 21 yards at Seattle (10/29)
- Gained 26 yards from scrimmage on 10 offensive touches at Baltimore (11/27)
- Totaled nine yards from scrimmage, added a special teams tackle and forced a fumble in kickoff coverage at Tennessee (12/3)
- Tallied 12 carries for 55 yards (4.6 avg.) while posting one special teams tackle at Jacksonville (12/18)
- Recorded 16 carries for a season-most 108 rushing yards vs. Pittsburgh (12/25). Produced a 48-yard rush while registering the fifth 100-yard rushing game of his career, tied for the third-most in franchise history
- Rushed a season-high 18 times for 39 yards, scored his first rushing touchdowns of the season, and caught four passes for 36 yards at Indianapolis (12/31)

2016 (Houston 14/2, 2/0):

- Compiled 420 yards rushing on 100 carries and one touchdown in 14 games played
- Posted three carries for 19 yards, including a season-long 17-yard rush, and added a special teams tackle vs. Tennessee (10/2) in Week 4
- Rushed for a team-high 39 yards on six carries (6.5 avg.) at Minnesota (10/9) in Week 5
- Recorded 11 carries for a team-leading 63 yards, averaging 5.7 yards per attempt, at Denver (10/24) in Week 7
- Inactive for Week 11 at Oakland (11/21) and Week 12 vs. San Diego (11/27) with an injury
- Averaged 7.6 yards per carry on five rushing attempts for a total of 38 yards, including a season-long run of 25 yards, and caught two passes for three yards at Green Bay (12/4) in Week 13
- Posted 16 rushing attempts for a total of 55 yards at Indianapolis (12/11) in Week 14
- Made his first start of the year in place on an injured RB Lamar Miller and set single-game season highs with 21 rushing attempts for 73 yards and a touchdown vs. Cincinnati (12/24) in Week 16
- Started and logged 11 rushes for 28 yards at Tennessee (1/1/17) in Week 17
- Rushed twice for four yards vs. Oakland (1/7/17) in the AFC Wild Card round

2015 (Houston 16/9, 1/1):

- Played in all 16 games (nine starts) for the second straight year and set single-season career highs in rushing yards (698), carries (183) and 100-yard rushing games (three), while tying his

personal-best in rushing touchdowns (two)

- ✦ Started in the season-opener vs. Kansas City (9/13) and ran for a team-high 42 yards on nine carries
- ✦ Started at Carolina (9/20) and ran for six yards on five carries
- ✦ Recorded the second-most rushing attempts (31) and rushing yards (139) in a single game of his career vs. Tampa Bay (9/27). His 31 rushing attempts were the most in the NFL in any game in 2015. Posted the second 100-yard rushing game of his career and first since Nov. 16, 2014 at Cleveland. Scored his first rushing touchdown of the season and third of his career on a 20-yard run in the fourth quarter, marking the longest rushing touchdown of his career
- ✦ Ran for 22 yards on six carries and had one reception for 11 yards vs. Indianapolis (10/8)
- ✦ Finished second on the team with five receptions for 33 yards. Also tallied 39 rushing yards on 14 carries vs. Tennessee (11/1)
- ✦ Rushed 21 times for 58 yards and caught three passes for 34 yards and a touchdown vs. N.Y. Jets (11/22). Caught a 21-yard touchdown pass from WR Cecil Shorts III in the third quarter, which was the second touchdown reception of his career and first since Oct. 20, 2014 at Pittsburgh
- ✦ Rushed 16 times for 77 yards (4.8 avg.) and a touchdown vs. New Orleans (11/29). Scored on an 8-yard run to open the second half, marking his second rushing touchdown of the season and fourth of his career. Scored a touchdown in his second consecutive game after posting a receiving touchdown in Week 11 against the N.Y. Jets (11/22)
- ✦ Led the team with 107 rushing yards on 20 carries (5.4 avg.) at Indianapolis (12/20), marking his second 100-yard rushing game of the season. With his third career 100-yard rushing game, passed Ron Dayne (two) for sole possession of the fifth-most career 100-yard rushing games in team history. Also recorded a season-long 41-yard run in the second quarter
- ✦ Led the team with 45 rushing yards on 15 carries and caught one pass for five yards at Tennessee (12/27). Forced a fumble on a punt return by Titans WR Harry Douglas in the first quarter (12/27). LS Jon Weeks recovered the ball at Tennessee's 11-yard line, which led to a field goal by K Nick Novak on the following offensive possession. Also led the team with two special teams tackles
- ✦ Led the team with 102 rushing yards on 21 carries (4.9 avg.) vs. Jacksonville (1/3/16), as he posted his third 100-yard rushing game of the season and fourth of his career
- ✦ Led the team with 99 rushing yards on 17 attempts in Wild Card Game vs. Kansas City (1/9/16), averaging 5.8 yards per carry. His yardage total ranks as the fourth-highest mark in Texans postseason history. Registered a 49-yard run in the second quarter, the longest run in Texans postseason history

2014 (Houston 16/3):

- ✦ Played in all 16 games (three starts) and finished the season with 528 yards, which was the fourth-highest total for a rookie rusher in franchise history

- ✦ Set the franchise record for carries in a game with 36 and tied a rookie rushing record with 156 yards at Cleveland (11/16)
- ✦ Blocked a punt and returned it five yards for his first career touchdown vs. Washington (9/7) in Week 1
- ✦ Rushed for 40 yards on 11 carries in Week 2 at Oakland (9/14)
- ✦ Earned his first career start and carried the ball 13 times for 78 yards (6.0 avg.) with a long of 46 yards at the N.Y. Giants (9/21) in Week 3
- ✦ Recovered a fumble, had a tackle on special teams and ran four times for 14 yards at Dallas (10/5) in Week 5
- ✦ Hauled in his first career touchdown reception (11 yards), rushed for 14 yards, gained seven yards on a fake punt, downed a punt on the 1-yard line in the third quarter and registered a special teams tackle at Pittsburgh (10/20) in Week 7
- ✦ Carried the ball 14 times for 42 yards (3.0 avg.) and made a season-long 22-yard reception at Tennessee (10/26) in Week 8
- ✦ Started and set a franchise record with 36 carries and tied a franchise rookie record with 156 yards rushing at Cleveland (11/16) in Week 11
- ✦ Rushed for 46 yards on 16 carries and had three receptions for 20 yards vs. Cincinnati (11/23) in Week 12. Also had a special teams tackle
- ✦ Scored his first career rushing touchdown on a 1-yard run in the third quarter at Jacksonville (12/7) in Week 14. Became the first player in franchise history with a rushing, receiving and return touchdown in the same season
- ✦ Carried the ball eight times for 26 yards and had a special teams tackle at Indianapolis (12/14) in Week 15
- ✦ Scored on a 1-yard run in the second quarter vs. Jacksonville (12/28) in Week 17. Carried the ball 17 times for 39 yards and set career highs with six receptions for 37 yards

COLLEGE:

- ✦ Played four seasons (2010-13) at Louisiana State University in Baton Rouge, La.
- ✦ Saw action in 40 games and made seven starts
- ✦ Rushed for 1,253 yards and 11 touchdowns and caught 16 passes for 107 yards
- ✦ Had three 100-yard rushing games

PERSONAL:

- ✦ Attended Hahnville High School in Boutte, La.
- ✦ Rushed for 1,695 yards and 25 touchdowns as a senior in 2009
- ✦ Added 13 receptions for nearly 200 yards and three scores
- ✦ A member of the SuperPrep Southwest Team and Baton Rouge Advocate Super Dozen
- ✦ Earned Class 5A first-team all-state honors in 2009
- ✦ Named the District 6-5A 2009 Offensive MVP
- ✦ Notched 10 touchdowns and 600 yards rushing in his junior season
- ✦ Full name is Alfred Calvin Blue III
- ✦ Majored in sports administration

TEXANS BIOS

ALFRED BLUE - NFL REGULAR SEASON STATISTICS

		RUSHING							RECEIVING				
DATE	TEAM	GP	GS	NO.	YDS.	AVG.	LG	TD	NO.	YDS	AVG	LG	TD
2014	Texans	16	3	169	528	3.1	46	2	15	113	7.5	22	1
2015	Texans	16	9	183	698	3.8	41	2	15	109	7.3	21t	1
2016	Texans	14	2	100	420	4.2	25	1	12	40	3.3	12	0
2017	Texans	11	0	71	262	3.7	48	1	7	54	7.7	14	0
2018	Texans	7	1	64	216	3.4	17	1	11	94	8.5	28	0
NFL TOTALS		64	15	587	2,124	3.6	48	7	60	410	6.8	28	2

ALFRED BLUE - NFL POSTSEASON STATISTICS

		RUSHING							RECEIVING				
DATE	TEAM	GP	GS	NO.	YDS.	AVG.	LG	TD	NO.	YDS	AVG	LG	TD
2015	Texans	1	1	17	99	5.8	49	0	0	0	0.0	0	0
2016	Texans	2	0	3	6	2.0	4	0	0	0	0.0	0	0
NFL TOTALS		3	1	20	105	5.3	49	0	0	0	0.0	0	0

SINGLE-GAME HIGHS: RUSHING/RECEIVING

Rush Attempts	36 at Cleveland Browns, Nov 16, 2014	Receiving TDs	1 vs. New York Jets, Nov 22, 2015
Rushing Yards	156 at Cleveland Browns, Nov 16, 2014		...1 more at 1.
Longest Runs	48 vs. Pittsburgh Steelers, Dec 25, 2017	All-purpose yards	156 at Cleveland Browns, Nov 16, 2014
Rushing TDs	1 at New England Patriots, Sep 09, 2018	Kickoff Returns	1 at Indianapolis Colts, Sep 30, 2018
	...6 more at 1.	Kickoff Return Yards	13 at Indianapolis Colts, Sep 30, 2018
Receptions	8 vs. Dallas Cowboys, Oct 07, 2018	Longest Kickoff Return	13 at Indianapolis Colts, Sep 30, 2018
Receiving Yards	73 vs. Dallas Cowboys, Oct 07, 2018	Special Teams Tackles	2 vs. Cleveland Browns, Oct 15, 2017
Longest Receptions	28 vs. Dallas Cowboys, Oct 07, 2018		...2 more at 2.
		Most TDs	1 at New England Patriots, Sep 09, 2018
			...9 more at 1.

SINGLE-GAME HIGHS - POSTSEASON: RUSHING/RECEIVING

Rush Attempts	17 vs. Kansas City Chiefs, Jan 09, 2016	Kickoff Returns	1 vs. Oakland Raiders, Jan 07, 2017
Rushing Yards	99 vs. Kansas City Chiefs, Jan 09, 2016	Kickoff Return Yards	15 vs. Oakland Raiders, Jan 07, 2017
Longest Runs	49 vs. Kansas City Chiefs, Jan 09, 2016	Longest Kickoff Return	15 vs. Oakland Raiders, Jan 07, 2017
All-purpose yards	99 vs. Kansas City Chiefs, Jan 09, 2016	Special Teams Tackles	1 vs. Kansas City Chiefs, Jan 09, 2016

100-YARD RUSHING GAMES (5): REGULAR SEASON

DATE	TEAM	ATT.	YDS.	AVG.	LG	TD
11/16/14	at Browns	36	156	4.3	21	0
09/27/15	BUCCANEERS	31	139	4.5	20t	1
12/20/15	at Colts	20	107	5.4	41	0
01/03/16	JAGUARS	21	102	4.9	12	0
12/25/17	STEELERS	16	108	6.8	48	0

TEXANS BIOS

2018 GAME-BY-GAME REGULAR SEASON STATISTICS (TEXANS)

W	DATE	OPPONENT	P/S	RUSHING				RECEIVING			TD	W/L	SCORE
				ATT	YDS	LG	TD	NO	YDS	LG			
01	09/09	at Patriots	P	5	36	17	1	0	0	0	0	L	20-27
02	09/16	at Titans	P	7	36	8	0	0	0	0	0	L	17-20
03	09/23	GIANTS	P	4	13	6	0	1	4	4	0	L	22-27
04	09/30	at Colts	P	13	31	10	0	0	0	0	0	W	37-34+
05	10/07	COWBOYS	S	20	46	17	0	8	73	28	0	W	19-16+
06	10/14	BILLS	P	7	26	17	0	2	17	14	0	W	20-13
07	10/21	at Jaguars	P	8	28	7	0	0	0	0	0	W	20-7
2018 TOTALS			7-1	64	216	17	1	11	94	28	0	4-3	

+ - Overtime



JADEVEON CLOWNEY

DEFENSIVE END/OUTSIDE LINEBACKER

6-5 | 255 | SOUTH CAROLINA

HOMETOWN: ROCK HILL, S.C. | AGE: 25

5TH NFL SEASON | 5TH WITH TEXANS | ACQUIRED: D1-'14

2018 GP/GS: 6/6 | CAREER GP/GS (POST): 53/47 (2/2)

TEAMS: HOU 2014-18



90

TRANSACTIONS: Selected by the Houston Texans with the first overall pick in the 2014 NFL Draft.

HONORS:

- ✦ AFC Defensive Player of the Week (2018 – Week 4 at Indianapolis)
- ✦ Pro Bowl (2x – 2016-17)
- ✦ Associated Press Second-Team All-Pro (2016)
- ✦ PFWA All-NFL Team (2016)
- ✦ PFWA All-AFC Team (2x – 2016-17)
- ✦ Ed Block Courage Award (2015)

2018 (Houston 6/6):

- ✦ Tallied two total tackles (one solo) at New England (9/9)
- ✦ Inactive Week 2 at Tennessee (9/16)
- ✦ Recorded three solo stops and one tackle for loss vs. the N.Y. Giants (9/23). He has recorded 38 tackles for loss since 2016, which is the second-most in the NFL over that span (Cardinals OLB Chandler Jones)
- ✦ Earned AFC Defensive Player of the Week honors for his performance at Indianapolis (9/30). Recorded four solo tackles, four tackles for loss, 2.0 sacks and recovered an Andrew Luck fumble in the end zone for his second-career touchdown. Became the first player to record 2.0 sacks, four tackles for loss and one fumble recovery returned for a touchdown in multiple games since tackles for loss became an official NFL statistic
- ✦ Registered three total tackles (two solo), 0.5 sack, one tackle for loss and two quarterback hits vs. Dallas (10/7). Split a five-yard sack of Cowboys QB Dak Prescott with ILB Benardrick McKinney to force 4th down late in the third quarter
- ✦ Tallied one total tackle and one tackle for loss vs. Buffalo (10/14)
- ✦ Recorded seven total tackles (seven solo), 2.0 sacks, four quarterback hits and one fumble recovery at Jacksonville (10/21). Joined Broncos OLB Von Miller as the only players in the NFL to record at least seven total tackles, 2.0 sacks, four quarterback hits and one fumble recovery in a game this season

2017 (Houston 16/16):

- ✦ Named to the Pro Bowl for a second consecutive season
- ✦ Set single-season career highs in sacks (9.5), tackles for loss (21), quarterback hits (21), forced fumbles (two), fumble recoveries (two), total tackles (59), sack yards (67), games played (16) and games started (16)
- ✦ Led the Texans in sacks, tackles for loss, quarterback hits and fumble recoveries, while finishing fifth on the team in total tackles and tied for first in fumbles forced

- ✦ Recorded 21 tackles for loss and 20 quarterback hits. He was the only player in the AFC and one of two players in the NFL with 20-or-more tackles for loss and 20-or-more quarterback hits this season, joining Cardinals OLB Chandler Jones
- ✦ His 45 quarterback hits and 48 tackles for loss rank third in team history
- ✦ Started in the season opener vs. Jacksonville and picked up his 100th career tackle (9/10)
- ✦ Started his second-consecutive game and notched four total tackles, one tackle for loss, one pass defended and returned his first career fumble recovery 49 yards at Cincinnati (9/14)
- ✦ Tied career highs with 2.0 sacks and four tackles for loss, notched six solo tackles, had three quarterback hits and recovered his second career fumble, his second in two weeks, and raced it back 22 yards for his first career touchdown at New England (9/24)
- ✦ Notched his third sack in two games and forced the third fumble of his career vs. Tennessee (10/1)
- ✦ Started his fifth-consecutive game and notched three total tackles, one quarterback hit and one tackle for loss vs. Kansas City (10/8)
- ✦ Made three total tackles with one pass defended vs. Cleveland (10/15)
- ✦ Made four solo stops and recorded a strip-sack of Seahawks QB Russell Wilson at Seattle (10/29)
- ✦ Started his eighth-straight game and tallied four tackles and 1.0 sack vs. Indianapolis (11/5)
- ✦ Produced three solo tackles, one quarterback hit, 1.0 sack and three tackles for loss at the Los Angeles Rams (11/12)
- ✦ Extended his sack-streak to a career-high four games with 2.0 and added five total tackles, three quarterback hits and three tackles for loss vs. Arizona (11/19)
- ✦ Finished with two solo tackles, 1.0 sack, two tackles for loss and two quarterback hits at Baltimore (11/27), extending his sack-streak to a career-high five games
- ✦ Logged three total tackles and one tackle for loss at Tennessee (12/3)
- ✦ Tied a season best with six total tackles, recorded a single-game career-high four quarterback hits and notched two tackles for loss vs. San Francisco (12/10)
- ✦ Finished with four total tackles and three quarterback hits at Jacksonville (12/17)
- ✦ Tallied two solo tackles and one tackle for loss vs. Pittsburgh (12/25)
- ✦ Started his 16th game of the season and posted a season-best seven total tackles and 0.5 sacks at Indianapolis (12/31)

2016 (Houston 14/14, 2/2):

- ✦ Named to his first Pro Bowl and recognized as an Associated Press Second-Team All-Pro
- ✦ Also earned PFWA All-NFL and PFWA All-AFC honors
- ✦ One of two players in the NFL with at least 50 total tackles, 6.0 sacks, 16 tackles for loss and two passes defended (Saints DE Cameron Jordan)
- ✦ Finished tied for sixth in the NFL with 16 tackles for loss
- ✦ Made his first career start at defensive end and totaled four tackles (three solo), including 1.0 sack, three quarterback hits and two tackles for loss vs. Chicago (9/11)
- ✦ Recorded three solo tackles, two quarterback hits, one tackle for loss and one pass defended vs. Kansas City (9/18)
- ✦ Finished with two solo tackles, including 1.0 sack, and two quarterback hits on Titans QB Marcus Mariota vs. Tennessee (10/2)
- ✦ Tied a single-game career high with eight tackles (seven solo) and doubled his previous career high with four tackles for loss at Minnesota (10/9) in Week 5
- ✦ Made four tackles (three solo) and added two quarterback hits vs. Indianapolis (10/16)
- ✦ Logged four tackles (three solo) and one quarterback hit at Denver (10/24)
- ✦ Sacked Lions QB Matthew Stafford for a 9-yard loss in the second quarter and recorded his ninth tackle for loss of the year vs. Detroit (10/30)
- ✦ Tallied four solo tackles and a tackle for loss at Jacksonville (11/13) in Week 10
- ✦ Finished second on the team with five tackles (all solo), including two for loss, at Oakland (11/21) in Week 11
- ✦ Inactive for Week 13 at Green Bay (12/4) with an injury
- ✦ Finished with three total tackles, a strip-sack of Colts QB Andrew Luck and a season-high three quarterback hits at Indianapolis (12/11) in Week 14
- ✦ Notched his fifth sack of the year when he brought down Jaguars QB Blake Bortles for an 8-yard loss and finished with five total tackles and three tackles for loss vs. Jacksonville (12/18) in Week 15
- ✦ Recorded a sack in three straight games for the first time in his career when he brought down Bengals QB Andy Dalton vs. Cincinnati (12/24) in Week 16
- ✦ Inactive for Week 17 at Tennessee (1/1/17) with an injury
- ✦ In his first career postseason game, became the second defensive lineman in Texans history (DE J.J. Watt) with a postseason interception and finished with one tackle and two passes defended vs. Oakland (1/7/17) in the AFC Wild Card round
- ✦ Tallied two solo tackles, two quarterback hits and one tackle for loss at New England (1/14/17) in the AFC Divisional round

2015 (Houston 13/9, 0/0):

- ✦ Posted 40 total tackles (27 solo), eight tackles for loss, eight quarterback hits, six passes defended, 4.5 sacks and one forced fumble in 13 games
- ✦ Recorded four tackles (three solo), one forced fumble, and 1.0 tackles for loss vs. Kansas City (9/13)
- ✦ Totaled two solo tackles and the first two passes defended of his career at Carolina (9/20)
- ✦ Made two tackles (one solo) and had one quarterback hit vs. Tampa Bay (9/27)
- ✦ Recorded two tackles (one solo) and one pass defended at Atlanta (10/4)

- ✦ Had two solo tackles, one tackle for loss, and one quarterback hit vs. Indianapolis (10/8)
- ✦ Inactive in Week 6 at Jacksonville (10/18)
- ✦ Recorded the first sack of his career in the second quarter at Miami (10/25) when he brought down Dolphins QB Ryan Tannehill for a 13-yard loss
- ✦ Led the team with eight tackles (seven solo), including two tackles for loss and 1.0 sack at Miami (10/25)
- ✦ Inactive in Week 10 at Cincinnati (11/1)
- ✦ Split a sack with OLB John Simon in the fourth quarter vs. N.Y. Jets (11/22)
- ✦ Brought down Bills QB Tyrod Taylor for a sack in the fourth quarter (12/6)
- ✦ Finished with three solo tackles, including two for loss and 1.0 sack at Buffalo (12/6)
- ✦ Totaled 2.0 sacks to go along with seven tackles (four solo) vs. New England (12/13)
- ✦ Recorded a sack in his second straight game when he brought down Patriots QB Tom Brady for a 10-yard loss in the third quarter vs. New England (12/13)
- ✦ Sacked Brady for another 10-yard loss in the fourth quarter vs. New England (12/13), increasing his sack total on the year to 4.5
- ✦ Notched four tackles (one solo), one quarterback hit and one pass defended at Indianapolis (12/20)
- ✦ Selected by teammates as the 2015 Ed Block Courage Award winner
- ✦ Inactive in Week 17 vs. Jacksonville (1/3/16) and in Wild Card Game vs. Kansas City (1/9/16)

2014 (Houston 4/2):

- ✦ Compiled seven total tackles (five solo) and three tackles for loss in four games as a rookie
- ✦ Recorded a tackle for loss in his first career start vs. Washington (9/7)
- ✦ Inactive in Weeks 2-7
- ✦ Played at Tennessee (10/26) in Week 8 and made one tackle
- ✦ Inactive in Week 9
- ✦ Made a pair of tackles and had a tackle for loss at Cleveland (11/16) in Week 11
- ✦ Had three tackles and a tackle for loss vs. Cincinnati (11/23) in Week 12
- ✦ Inactive in Weeks 13-14

COLLEGE:

- ✦ Played three seasons (2011-13) at the University of South Carolina in Columbia, S.C.
- ✦ Started 23-of-36 games for the Gamecocks, recording 130 total tackles (85 solo) that included 24.0 sacks, 47.0 tackles for loss and 20 quarterback pressures
- ✦ Recovered one fumble, forced nine others and deflected seven passes
- ✦ Finished second in school annals with 47.0 tackles for loss
- ✦ Third on the school's all-time list with 24.0 sacks
- ✦ Holds school record with nine forced fumbles
- ✦ Two-time All-American (2012, 2013)
- ✦ Two-time All-SEC (2012, 2013)
- ✦ SEC Freshman of the Year
- ✦ Became the third Gamecock to earn first-team All-American honors in two seasons

PERSONAL:

TEXANS BIOS

- ✦ Attended South Pointe High School in Rock Hill, S.C.
- ✦ Started for the Stallions as a freshman at running back and defensive end
- ✦ Tallied 162 total tackles, 29.5 sacks, 29 tackles for loss, 11 forced fumbles and six fumble recoveries and scored five touchdowns on defense
- ✦ Led his team a 15-0 record and state championship and finished with 17.0 sacks
- ✦ Finished his sophomore season with 144 tackles and 23.0 sacks

- ✦ Named South Carolina's 2010 Mr. Football
- ✦ Played in the Shrine Bowl of the Carolinas
- ✦ Notched seven tackles and 1.5 sacks in the Under Armour All-America Game
- ✦ Named the consensus best player in the nation and named USA Today's National Defensive Player of the Year
- ✦ Lettered for the school's basketball team
- ✦ Majored in African-American studies

JADEVEON CLOWNEY - NFL REGULAR SEASON STATISTICS

		TACKLES								INTERCEPTIONS					FUMBLES				ST				MISC			
DATE	TEAM	GP	GS	TK	S	A	TFL	YDS	SK	YDS	QBH	NO	YDS	LG	TD	PD	FF	FR	YDS	TK	S	A	FF	FR	S	A
2014	Texans	4	2	7	5	2	3	10	0.0	0.0	0	0	0	0	0	0	0	0	0	0	0	0	0	0	0	0
2015	Texans	13	9	40	27	13	8	48	4.5	43.5	8	0	0	0	0	6	1	0	0	0	0	0	0	0	0	0
2016	Texans	14	14	52	40	12	16	69	6.0	45.0	17	0	0	0	0	2	1	0	0	0	0	0	0	0	0	0
2017	Texans	16	16	59	41	18	21	102	9.5	67.0	21	0	0	0	0	2	2	2	71	0	0	0	0	0	0	0
2018	Texans	6	6	20	18	2	9	49	4.5	35.5	10	0	0	0	0	0	0	2	0	0	0	0	0	0	0	0
NFL TOTALS		53	47	178	131	47	57	278	24.5	191.0	56	0	0	0	0	10	4	4	71	0	0	0	0	0	0	0

JADEVEON CLOWNEY - NFL POSTSEASON STATISTICS

		TACKLES									INTERCEPTIONS				FUMBLES				ST				MISC			
DATE	TEAM	GP	GS	TK	S	A	TFL	YDS	SK	YDS	QBH	NO	YDS	LG	TD	PD	FF	FR	YDS	TK	S	A	FF	FR	S	A
2015	Texans	0	0	0	0	0	0	0	0.0	0.0	0	0	0	0	0	0	0	0	0	0	0	0	0	0	0	0
2016	Texans	2	2	3	3	0	1	1	0.0	0.0	2	1	3	3	0	2	0	0	0	0	0	0	0	0	0	0
NFL TOTALS		2	2	3	3	0	1	1	0.0	0.0	2	1	3	3	0	2	0	0	0	0	0	0	0	0	0	0

SINGLE-GAME HIGHS: DEFENSIVE

Total Tackles	8 at Minnesota Vikings, Oct 09, 2016 ...1 more at 8.	Forced Fumbles	1 at Seattle Seahawks, Oct 29, 2017 ...3 more at 1.
Sacks	2.0 at Jacksonville Jaguars, Oct 21, 2018 ...4 more at 2.0.	Fumble Recoveries	1 at Jacksonville Jaguars, Oct 21, 2018 ...3 more at 1.
Passes Defensed	2 at Carolina Panthers, Sep 20, 2015	Tackles For Loss	4 at Indianapolis Colts, Sep 30, 2018 ...2 more at 4.

SINGLE-GAME HIGHS - POSTSEASON: DEFENSIVE

Total Tackles	2 at New England Patriots, Jan 14, 2017	Interceptions	1 vs. Oakland Raiders, Jan 07, 2017
Passes Defensed	2 vs. Oakland Raiders, Jan 07, 2017	Interception Return Yards	3 vs. Oakland Raiders, Jan 07, 2017
Tackles For Loss	1 at New England Patriots, Jan 14, 2017		

2018 GAME-BY-GAME REGULAR SEASON STATISTICS (TEXANS)

				TACKLES								INTERCEPTIONS						FUMBLES				ST						MISC					
W	DATE	OPPONENT		TK	S	A	SK	YDS	TFL	YDS	QBH	NO	YDS	LG	TD	PD	FF	FR	YDS	TK	S	A	FF	FR	S	A	W/L	SCORE					
01	09/09	at Patriots	S	2	1	1	0.0	0.0	0	0	0	0	0	0	0	0	0	0	0	0	0	0	0	0	0	0	L	20-27					
02	09/16	at Titans											INACTIVE																		L	17-20	
03	09/23	GIANTS	S	3	3	0	0.0	0.0	1	6	0	0	0	0	0	0	0	0	0	0	0	0	0	0	0	0	L	22-27					
04	09/30	at Colts	S	4	4	0	2.0	19.0	4	25	4	0	0	0	0	0	0	1	0	0	0	0	0	0	0	0	W	37-34+					
05	10/07	COWBOYS	S	3	2	1	0.5	2.5	1	1	2	0	0	0	0	0	0	0	0	0	0	0	0	0	0	0	W	19-16+					
06	10/14	BILLS	S	1	1	0	0.0	0.0	1	3	0	0	0	0	0	0	0	0	0	0	0	0	0	0	0	0	W	20-13					
07	10/21	at Jaguars	S	7	7	0	2.0	14.0	2	14	4	0	0	0	0	0	0	1	0	0	0	0	0	0	0	0	W	20-7					
2018 TOTALS			6-6	20	18	2	4.5	35.5	9	49	10	0	0	0	0	0	0	2	0	0	0	0	0	0	0	0	4-3						

+ - Overtime



SAMMIE COATES JR.

WIDE RECEIVER

6-1 | 213 | AUBURN

HOMETOWN: LEROY, ALA. | AGE: 25

4TH NFL SEASON | 1ST WITH TEXANS | ACQUIRED: W-'18 (CLE)

2018 GP/GS: 5/0 | CAREER GP/GS (POST): 37/6 (4/0)

TEAMS: PIT 2015-16; CLE 2017; HOU 2018



18

TRANSACTIONS: Selected by the Pittsburgh Steelers with the 23rd pick in the third round (87th overall) of the 2015 NFL Draft...Traded to the Cleveland Browns on Sept. 2, 2017...Waived by the Browns on March 15, 2018...Signed by the Houston Texans on March 16, 2018.

2018 (Houston 5/0):

- ✦ Made his Texans debut and contributed mostly on special teams at New England (9/9)
- ✦ Inactive Weeks 2-3
- ✦ Caught one pass for 12 yards in overtime to set up a game-tying 29-yard field goal by K Ka'imi Fairbairn and contributed on special teams at Indianapolis (9/30)
- ✦ Contributed on special teams vs. Dallas (10/7)
- ✦ Appeared on special teams vs. Buffalo (10/14)
- ✦ Contributed on special teams at Jacksonville (10/21)

2017 (Cleveland 12/1):

- ✦ Appeared in 12 games (one start), recording six catches for 70 yards (11.7 avg.)
- ✦ Notched four special teams tackles
- ✦ Inactive Weeks 3-4 (hamstring) and Weeks 12-13
- ✦ Made first catch with Browns for 11 yards at Houston (10/15)
- ✦ Started first game with Browns at WR, collecting two receptions for 38 yards at Detroit (11/12)

2016 (Pittsburgh 14/5, 3/0):

- ✦ Set career highs in receptions (21), receiving yards (435) and touchdowns (two) in 14 games played
- ✦ Recorded a reception of 40 yards-or-more in five straight games
- ✦ Added seven special teams tackles
- ✦ Appeared in all three playoff games including the AFC Championship Game at New England (1/22/17)

2015 (Pittsburgh 6/0, 1/0):

- ✦ Played in six regular season games, catching one pass for 11 yards
- ✦ Recorded 61 receiving yards on two receptions in the final

postseason contest at Denver in the AFC Divisional Game (1/17/16)

COLLEGE:

- ✦ Played three seasons (2012-14) at Auburn (Ala.) University
- ✦ Finished his career with 82 receptions for 1,757 yards with 13 receiving touchdowns
- ✦ Left the school with the 10th-most receiving yards (1,757 yards), which included seven career 100-yard games
- ✦ Set an Auburn Iron Bowl-record with 206 yards receiving at Alabama on five catches in 2014
- ✦ In 2013, ranked third in nation in yards per catch (21.5), while setting single-season career highs in receptions (42), receiving yards (902) and receiving touchdowns (7)
- ✦ Graduated with a degree in public administration

PERSONAL:

- ✦ Attended Leroy (Ala.) High School
- ✦ Named to the All-Southeast Region team by PrepStar
- ✦ Named to the Orlando Sentinel's All-Southern Team as a first-team selection from Alabama
- ✦ Selected to play in the Alabama-Mississippi All-Star Game following his senior season
- ✦ Named to the Super 12 team and was named the 2010 Class 2A Back of the Year by the Alabama Sports Writers Association
- ✦ Caught 57 passes as a senior for 1,170 yards with 14 touchdowns
- ✦ Led his team to the 2010 Alabama Class 2A state championship, earning MVP honors after hauling in five catches for 60 yards with two touchdowns, rushing six times for 27 yards and one score, punting twice for 63 yards and returning one punt for five yards
- ✦ Participated in various community events throughout the 2017 season including 'Shop with a Cop' and the McCourtly Twins Tackle Sickle Cell Disease comedy event in Cleveland
- ✦ Participated in My Cause My Cleats to raise awareness for childhood cancer and support Kenzie Ray, a young patient he met and formed a close friendship with while at Auburn

TEXANS BIOS

SAMMIE COATES JR. - NFL REGULAR SEASON STATISTICS

DATE	TEAM	GP	GS	RECEIVING				RUSHING			
				NO.	YDS	AVG	LG	NO.	YDS.	AVG.	LG
2015	Steelers	6	0	1	11	11.0	11	0	0	0.0	0
2016	Steelers	14	5	21	435	20.7	72t	4	14	3.5	15
2017	Browns	12	1	6	70	11.7	38	0	0	0.0	0
2018	Texans	5	0	1	12	12.0	12	0	0	0.0	0
NFL TOTALS		37	6	29	528	18.2	72t	4	14	3.5	15

SAMMIE COATES JR. - NFL POSTSEASON STATISTICS

DATE	TEAM	GP	GS	RECEIVING				RUSHING			
				NO.	YDS	AVG	LG	NO.	YDS.	AVG.	LG
2015	Steelers	1	0	2	61	30.5	37	0	0	0.0	0
2016	Steelers	3	0	2	34	17.0	30	0	0	0.0	0
NFL TOTALS		4	0	4	95	23.8	37	0	0	0.0	0

SAMMIE COATES JR. - NFL REGULAR SEASON RETURN STATISTICS

DATE	TEAM	RET.	KICKOFF RETURNS				PUNT RETURNS			
			YDS.	AVG.	LG	TD	NO.	FC	YDS	AVG
2015	Steelers	0	0	0.0	0	0	0	0	0	0.0
2016	Steelers	6	150	25.0	44	0	0	0	0	0.0
2017	Browns	0	0	0.0	0	0	0	0	0	0.0
2018	Texans	0	0	0.0	0	0	0	0	0	0.0
NFL TOTALS		6	150	25.0	44	0	0	0	0	0.0

SAMMIE COATES JR. - NFL POSTSEASON RETURN STATISTICS

DATE	TEAM	RET.	KICKOFF RETURNS				PUNT RETURNS			
			YDS.	AVG.	LG	TD	NO.	FC	YDS	AVG
2015	Steelers	0	0	0.0	0	0	0	0	0	0.0
2016	Steelers	4	91	22.8	31	0	0	0	0	0.0
NFL TOTALS		4	91	22.8	31	0	0	0	0	0.0

SINGLE-GAME HIGHS: RUSHING/RECEIVING

Rush Attempts 2 at Cincinnati Bengals, Dec 18, 2016
Rushing Yards 9 at Cincinnati Bengals, Dec 18, 2016
Longest Runs 15 at Cincinnati Bengals, Dec 18, 2016
Receptions 6 vs. New York Jets, Oct 09, 2016
 ...1 more at 6.
Receiving Yards 139 vs. New York Jets, Oct 09, 2016
Longest Receptions 72t vs. New York Jets, Oct 09, 2016
Receiving TDs 2 vs. New York Jets, Oct 09, 2016

All-purpose yards 162 vs. New York Jets, Oct 09, 2016
Kickoff Returns 2 at Philadelphia Eagles, Sep 25, 2016
Kickoff Return Yards 44 at Cincinnati Bengals, Dec 18, 2016
Longest Kickoff Return 44 at Cincinnati Bengals, Dec 18, 2016
Special Teams Tackles 3 at Cleveland Browns, Nov 20, 2016
Most TDs 2 vs. New York Jets, Oct 09, 2016

SINGLE-GAME HIGHS - POSTSEASON: RUSHING/RECEIVING

Receptions 2 at New England Patriots, Jan 22, 2017
 ...1 more at 2.
Receiving Yards 61 at Denver Broncos, Jan 17, 2016
Longest Receptions 37 at Denver Broncos, Jan 17, 2016
All-purpose yards 79 at New England Patriots, Jan 22, 2017

Kickoff Returns 2 at New England Patriots, Jan 22, 2017
Kickoff Return Yards 45 at New England Patriots, Jan 22, 2017
Longest Kickoff Return 31 at New England Patriots, Jan 22, 2017

100-YARD RECEIVING GAMES (1): REGULAR SEASON

DATE	TEAM	NO.	YDS.	AVG.	LG	TD
10/09/16	JETS	6	139	23.2	72t	2

TEXANS BIOS

2018 GAME-BY-GAME REGULAR SEASON STATISTICS (TEXANS)

W	DATE	OPPONENT	P/S	RECEIVING				RUSHING				TD	W/L	SCORE
				NO	YDS	LG	TD	ATT	YDS	LG	TD			
01	09/09	at Patriots	P	0	0	0	0	0	0	0	0	0	L	20-27
02	09/16	at Titans					INACTIVE						L	17-20
03	09/23	GIANTS					INACTIVE						L	22-27
04	09/30	at Colts	P	1	12	12	0	0	0	0	0	0	W	37-34+
05	10/07	COWBOYS	P	0	0	0	0	0	0	0	0	0	W	19-16+
06	10/14	BILLS	P	0	0	0	0	0	0	0	0	0	W	20-13
07	10/21	at Jaguars	P	0	0	0	0	0	0	0	0	0	W	20-7
2018 TOTALS			5-0	1	12	12	0	0	0	0	0	0	4-3	

+ - Overtime



AARON COLVIN

CORNERBACK

6-0 | 191 | OKLAHOMA

HOMETOWN: TULSA, OKLA. | AGE: 27

5TH NFL SEASON | 1ST WITH TEXANS | ACQUIRED: UFA-'18 (JAX)

2018 GP/GS: 4/2 | CAREER GP/GS (POST): 52/27 (3/0)

TEAMS: JAX 2014-17; HOU 2018



22

TRANSACTIONS: Selected by the Jacksonville Jaguars with the 14th pick in the fourth round (114th overall) of the 2014 NFL Draft...Signed by the Houston Texans as an unrestricted free agent on March 15, 2018.

2018 (Houston 4/2):

- Recorded four total tackles (two solo) in his Texans debut at New England (9/9)
- Notched three total tackles (two solo) at Tennessee (9/16)
- Started at cornerback and tallied a season-high seven total tackles (five solo) vs. the N.Y. Giants (9/23)
- Registered four solo stops at Indianapolis (9/30)
- Inactive Weeks 5-7

2017 (Jacksonville 16/5, 3/0):

- Compiled 44 total tackles (37 solo), five passes defended and one fumble recovery in 16 games played
- Part of a Jacksonville secondary that ranked first in opponent completion percentage and opponent passing yards per game
- Notched a career-high 10 tackles at Pittsburgh (10/8) in Week 5
- Intercepted QB Tyrod Taylor in his first career playoff game vs. Buffalo (1/7) in 2018 Wild Card Round

2016 (Jacksonville 10/4):

- Recorded 22 total tackles (18 solo), two tackles for loss, 1.0 sack and one quarterback hit in 10 games
- Missed the first four games of the season on the Reserve/Suspended by the Commissioner list
- Made his season debut, posting five solo tackles, including one tackle for loss at Chicago (10/16) in Week 6
- Started and made two total tackles (one solo) at Tennessee (10/17) in Week 8
- Made seven tackles (five solo) at Kansas City (11/6) in Week 9
- Registered a seven-yard sack vs. Houston (11/13) in Week 10
- Started and recorded two solo tackles before exiting the game with a concussion at Detroit (11/20) in Week 11
- Started before exiting the game with an injury at Houston (12/18) in Week 15

2015 (Jacksonville 16/15):

- Started in 15-of-16 games, totaling 73 tackles (60 solo), seven passes defended, six tackles for loss and 4.0 sacks
- His 4.0 sacks are the most by an NFL DB since Roman Harper's 7.5 sacks in 2011 and the most by a Jaguars DB since Aaron Beasley's 5.0 sacks in 2000 (Colvin's 4.0 sacks are the second-most by a Jaguars DB in franchise history)
- Made six total tackles (five solo) vs. Miami (9/20)

- Recorded six tackles (five solo), including two tackles for loss and his first career sack at Indianapolis (10/4)
- Tallied five tackles (five solo) and 1.0 sack at Tampa Bay (10/11)
- Made six tackles (six solo), including a sack-fumble that DE Chris Clemons returned for a touchdown vs. Buffalo (10/25)
- Made eight total tackles (four solo), including one tackle for loss at NYJ (11/8)
- Recorded seven tackles (seven solo), three passes defended and 1.0 sack vs. Tennessee (11/19)
- Made a season-high nine total tackles (five solo) at New Orleans (12/27)

2014 (Jacksonville 6/1):

- Saw action in six games as a rookie and totaled 25 tackles (21 solo), two passes defended, two quarterback hits and one fumble recovery
- Placed on the Reserve/Physically Unable to Perform list on Aug. 26 and was activated to 53-man roster on Nov. 11
- Made NFL debut and saw action at CB and on special teams at Indianapolis (11/23)
- Saw extensive action and scored a touchdown on a 41-yard fumble return in the fourth quarter, his first career score vs. NYG (11/30)
- Registered five tackles (four solo) and added one special teams tackle vs. Houston (12/7)
- Posted a career-high seven solo tackles and one pass defended vs. Tennessee (12/18)

COLLEGE:

- Played four seasons (2010-13) at the University of Oklahoma in Norman, Okla.
- Recorded 234 total tackles (170 solo), 15 tackles for loss, 3.5 sacks, five interceptions, one forced fumble, three fumble recoveries and 23 passes defended in 50 career games (36 starts)
- Started 35 of his last 36 games for the Sooners
- Named a semifinalist for the Thorpe Award as a senior, given to the top defensive back in college football
- Named first-team All-Big 12 by the Associated Press, *San Antonio Express-News* and coaches
- Majored in communications

PERSONAL:

- Attended Owasso (Okla.) High School
- Recorded 72 tackles, two interceptions, 10 passes defended and five touchdowns as a senior in 2009

TEXANS BIOS

Named first-team All-State by both the *Tulsa World* and *The*

Oklahoman as a senior

AARON COLVIN - NFL REGULAR SEASON STATISTICS

DATE	TEAM	GP	GS	TACKLES							INTERCEPTIONS					FUMBLES				ST					MISC	
				TK	S	A	TFL	YDS	SK	YDS	QBH	NO	YDS	LG	TD	PD	FF	FR	YDS	TK	S	A	FF	FR	S	A
2014	Jaguars	6	1	25	21	4	0	0	0.0	0.0	2	0	0	0	0	2	0	1	41	2	2	0	0	0	0	0
2015	Jaguars	16	15	73	60	13	6	30	4.0	40.0	4	0	0	0	0	7	1	0	0	0	0	0	0	0	0	0
2016	Jaguars	10	4	22	18	4	2	8	1.0	7.0	1	0	0	0	0	0	0	0	0	0	0	0	0	0	0	0
2017	Jaguars	16	5	44	37	7	4	10	0.0	0.0	1	0	0	0	0	5	0	1	0	1	1	0	0	0	0	0
2018	Texans	4	2	18	13	5	0	0	0.0	0.0	0	0	0	0	0	0	0	0	0	0	0	0	0	0	0	0
NFL TOTALS		52	27	182	149	33	12	48	5.0	47.0	8	0	0	0	0	14	1	2	41	3	3	0	0	0	0	0

AARON COLVIN - NFL POSTSEASON STATISTICS

DATE	TEAM	GP	GS	TACKLES							INTERCEPTIONS					FUMBLES				ST					MISC	
				TK	S	A	TFL	YDS	SK	YDS	QBH	NO	YDS	LG	TD	PD	FF	FR	YDS	TK	S	A	FF	FR	S	A
2017	Jaguars	3	0	3	2	1	0	0	0.0	0.0	0	1	0	0	0	1	0	0	0	0	0	0	0	0	0	0
NFL TOTALS		3	0	3	2	1	0	0	0.0	0.0	0	1	0	0	0	1	0	0	0	0	0	0	0	0	0	0

SINGLE-GAME HIGHS: DEFENSIVE

Total Tackles	10 at Pittsburgh Steelers, Oct 08, 2017	Fumble Recoveries	1 vs. Los Angeles Rams, Oct 15, 2017
Sacks	1.0 vs. Houston Texans, Nov 13, 2016		...1 more at 1.
	...4 more at 1.0.	Tackles For Loss	2 at Pittsburgh Steelers, Oct 08, 2017
Passes Defensed	3 vs. Tennessee Titans, Nov 19, 2015		...1 more at 2.
Forced Fumbles	1 vs. Buffalo Bills, Oct 25, 2015	Special Teams Tackles	1 vs. Seattle Seahawks, Dec 10, 2017
			...2 more at 1.

SINGLE-GAME HIGHS - POSTSEASON: DEFENSIVE

Total Tackles	2 at Pittsburgh Steelers, Jan 14, 2018	Interceptions	1 vs. Buffalo Bills, Jan 07, 2018
Passes Defensed	1 vs. Buffalo Bills, Jan 07, 2018		

2018 GAME-BY-GAME REGULAR SEASON STATISTICS (TEXANS)

				TACKLES							INTERCEPTIONS							FUMBLES				ST						MISC				
W	DATE	OPPONENT	P	TK	S	A	SK	YDS	TFL	YDS	QBH	NO	YDS	LG	TD	PD	FF	FR	YDS	TK	S	A	FF	FR	S	A	W/L	SCORE				
01	09/09	at Patriots	P	4	2	2	0.0	0.0	0	0	0	0	0	0	0	0	0	0	0	0	0	0	0	0	0	0	L	20-27				
02	09/16	at Titans	P	3	2	1	0.0	0.0	0	0	0	0	0	0	0	0	0	0	0	0	0	0	0	0	0	0	L	17-20				
03	09/23	GIANTS	S	7	5	2	0.0	0.0	0	0	0	0	0	0	0	0	0	0	0	0	0	0	0	0	0	L	22-27					
04	09/30	at Colts	S	4	4	0	0.0	0.0	0	0	0	0	0	0	0	0	0	0	0	0	0	0	0	0	0	0	W	37-34+				
05	10/07	COWBOYS											INACTIVE													W	19-16+					
06	10/14	BILLS											INACTIVE													W	20-13					
07	10/21	at Jaguars											INACTIVE													W	20-7					
2018 TOTALS			4-2	18	13	5	0.0	0.0	0	0	0	0	0	0	0	0	0	0	0	0	0	0	0	0	0	0	4-3					

+ - Overtime

2017 GAME-BY-GAME POSTSEASON STATISTICS (JAGUARS)

				TACKLES								INTERCEPTIONS					FUMBLES			ST					MISC				
W	DATE	OPPONENT		TK	S	A	SK	YDS	TFL	YDS	QBH	NO	YDS	LG	TD	PD	FF	FR	YDS	TK	S	A	FF	FR	S	A	W/L	SCORE	
01	01/07	BILLS	P	1	1	0	0.0	0.0	0	0	0	1	0	0	0	1	0	0	0	0	0	0	0	0	0	0	0	W	10-3
02	01/14	at Steelers	P	2	1	1	0.0	0.0	0	0	0	0	0	0	0	0	0	0	0	0	0	0	0	0	0	0	W	45-42	
03	01/21	at Patriots	P	0	0	0	0.0	0.0	0	0	0	0	0	0	0	0	0	0	0	0	0	0	0	0	0	0	L	20-24	
2017 TOTALS				3-0	3	2	1	0.0	0.0	0	0	1	0	0	0	1	0	0	0	0	0	0	0	0	0	0	0	2-1	



KEKE COUTEE

WIDE RECEIVER

5-11 | 187 | TEXAS TECH

HOMETOWN: LUFKIN, TEXAS | AGE: 21
 ROOKIE | 1ST WITH TEXANS | ACQUIRED: D4-'18
 2018 GP/GS: 4/1 | CAREER GP/GS: 4/1
 TEAMS: HOU 2018



16

TRANSACTIONS: Selected by the Houston Texans with the third pick of the fourth round (103rd overall) in the 2018 NFL Draft.

2018 (Houston 4/1):

- ✦ Inactive Weeks 1-3
- ✦ Set franchise records for most receptions (11) and receiving yards (109) in his NFL debut at Indianapolis (9/30). His 11 receptions were the most by a rookie receiver in his NFL debut since the NFL/AFL merger
- ✦ Tallied six receptions for 51 yards (8.5 avg.) and his first career touchdown vs. Dallas (10/7)
- ✦ Finished with 33 receiving yards on three receptions (11.0 avg.) vs. Buffalo (10/14). Passed DeAndre Hopkins (18) for the most receptions through a player's first three NFL games in franchise history
- ✦ Caught one pass for three yards before exiting the game due to injury at Jacksonville (10/21)

CAREER AT TEXAS TECH:

- ✦ Played three seasons (2015-17) at Texas Tech University in Lubbock, Texas
- ✦ Caught 159 passes for 2,424 yards and 17 touchdowns in 38 career games for the Red Raiders

2017 (Texas Tech):

- ✦ Hauled in 93 passes for 1,429 yards and 10 touchdowns in 13 games (11 starts)
- ✦ His 1,429 receiving yards on the season ranked second in program history and marked the most ever by a junior at Texas Tech
- ✦ Averaged 109.9 receiving yards per game

- ✦ Led the Big 12 in all-purpose yards per game (135.3) and ranked second for receiving yards, receiving yards per game and receptions per game
- ✦ Set a Texas Tech bowl record with 187 receiving yards against USF in the Birmingham Bowl
- ✦ Named All-Big 12 second team by the conference coaches and the Associated Press
- ✦ Semifinalist for the Biletnikoff Award and the Earl Campbell Tyler Rose Award

2016 (Texas Tech):

- ✦ Recorded 890 receiving yards and seven touchdowns with 55 receptions in 12 games (two starts)
- ✦ Ranked second on the team in receiving yards
- ✦ Amassed 100 yards receiving in four games
- ✦ Caught eight passes for 221 yards receiving and two touchdowns against Baylor (11/25), matching Darrin Moore for the 10th-highest single-game receiving total in school history

2015 (Texas Tech):

- ✦ Appeared in all 13 games (two starts) as a true freshman in 2015
- ✦ Only one of three true freshmen wide receivers to see game action
- ✦ Finished the season with 11 receptions for 105 yards

PERSONAL:

- ✦ Given name is Key'vantanie Coutee
- ✦ Attended Lufkin High School
- ✦ Earned first team All-District as a sophomore, junior and senior
- ✦ Caught 56 passes for 841 yards as a senior in 2014
- ✦ Also logged nine punt returns for 273 yards (30.3 average) and three touchdowns in 2014

SINGLE-GAME HIGHS: RUSHING/RECEIVING

Rush Attempts 2 at Indianapolis Colts, Sep 30, 2018
Rushing Yards 2 vs. Dallas Cowboys, Oct 07, 2018
Longest Runs 3 at Indianapolis Colts, Sep 30, 2018
Receptions 11 at Indianapolis Colts, Sep 30, 2018
Receiving Yards 109 at Indianapolis Colts, Sep 30, 2018

Longest Receptions 22 vs. Buffalo Bills, Oct 14, 2018
Receiving TDs 1 vs. Dallas Cowboys, Oct 07, 2018
All-purpose yards 107 at Indianapolis Colts, Sep 30, 2018
Most TDs 1 vs. Dallas Cowboys, Oct 07, 2018

100-YARD RECEIVING GAMES (1): REGULAR SEASON

DATE	TEAM	NO.	YDS.	AVG.	LG	TD
09/30/18	at Colts	11	109	9.9	19	0

TEXANS BIOS

2018 GAME-BY-GAME REGULAR SEASON STATISTICS (TEXANS)

W	DATE	OPPONENT	P/S	RECEIVING				RUSHING			TD	W/L	SCORE
				NO	YDS	LG	TD	ATT	YDS	LG			
01	09/09	at Patriots					INACTIVE					L	20-27
02	09/16	at Titans					INACTIVE					L	17-20
03	09/23	GIANTS					INACTIVE					L	22-27
04	09/30	at Colts	P	11	109	19	0	2	-2	3	0	W	37-34+
05	10/07	COWBOYS	S	6	51	18	1	1	2	2	0	W	19-16+
06	10/14	BILLS	P	3	33	22	0	0	0	0	0	W	20-13
07	10/21	at Jaguars	P	1	3	3	0	0	0	0	0	W	20-7
2018 TOTALS			4-1	21	196	22	1	3	0	3	0	4-3	

+ - Overtime



CHRISTIAN COVINGTON

DEFENSIVE END

6-2 | 310 | RICE

HOMETOWN: VANCOUVER, BC, CANADA | AGE: 25

4TH NFL SEASON | 4TH WITH TEXANS | ACQUIRED: D6B-'15

2018 GP/GS: 3/2 | CAREER GP/GS (POST): 41/9 (3/0)

TEAMS: HOU 2015-18



95

TRANSACTIONS: Selected by the Houston Texans with the 40th pick in the sixth round (216th overall) of the 2015 NFL Draft.

2018 (Houston 3/2):

- Recorded one total tackle at New England (9/9)
- Inactive Week 2 at Tennessee (9/16)
- Tallied one total tackle vs. the N.Y. Giants (9/23)
- Inactive Weeks 4-6
- Notched one total tackle as a reserve defensive lineman at Jacksonville (10/21)

2017 (Houston 7/2):

- Compiled 16 total tackles (10 solo), two quarterback hits, 1.0 sack, one tackle for loss and one forced fumble in seven games played
- Recorded three combined tackles at Cincinnati (9/14)
- Produced three solo tackles and tallied his first sack of the season while forcing the first fumble of his career at New England (9/24)
- Tallied a pair of tackles vs. Tennessee (10/1)
- Made his first start of the season and produced two tackles and one tackle for loss vs. Cleveland (10/15)
- Started his second consecutive game and recorded one solo tackle and one quarterback hit at Seattle (10/29)
- Placed on the Reserve/Injured list on Oct. 31

2016 (Houston 16/5, 2/0):

- Posted 26 total tackles (16 solo), two tackles for loss, two quarterback hits, 1.0 sack and one pass defended in 16 games with five starts
- Notched two total tackles at New England (9/22) in Week 3
- Made his first career start and tallied one solo tackle vs. Tennessee (10/2) in Week 4
- Started at left defensive end and finished with a career-high five tackles (three solo) and his first tackle for loss of the season at Minnesota (10/9) in Week 5
- Logged three solo tackles at Jacksonville (11/13) in Week 10
- Started at defensive end and made one solo tackle and logged his first quarterback hit of the season at Green Bay (12/4) in Week 13
- Registered two tackles (one solo) and a quarterback hit at Indianapolis (12/11)
- Tied for second on the team with a career-high five tackles (four solo), while adding his first sack of the season and his first career pass defended at Tennessee (1/1/17) in Week 17
- Made one solo tackle vs. Oakland (1/7/17) in the AFC Wild Card

round

- Recorded the first two postseason quarterback hits of his career and assisted on a tackle at New England (1/14/17) in the AFC Divisional round

2015 (Houston 15/0, 1/0):

- Compiled eight total tackles (five solo), 2.0 sacks, four quarterback hits and four tackles for loss as a rookie
- Made his NFL debut Week 1 vs. Kansas City (9/13) and played Week 2 at Carolina (9/20)
- Recorded his first career NFL tackle vs. Tampa Bay (9/27)
- Made a tackle for loss vs. Indianapolis (10/8)
- Tallied his first career quarterback hit at Jacksonville (10/18)
- Registered his first career sack when he brought down Bengals QB Andy Dalton for a 6-yard loss in the third quarter at Cincinnati (11/16)

COLLEGE:

- Played three seasons (2012-14) at Rice University in Houston after redshirting the 2011 campaign
- Chose to enter NFL Draft after an injury-shortened 2014 campaign
- First Rice interior defensive lineman drafted since Cornelius Walker in 1976 (Kansas City, 3rd round, 59th overall selection)
- Saw his 2014 season come to an end after an injury at FIU resulted in knee surgery
- First-team All-C-USA pick by league coaches as well as Dave Campbell's Texas Football's All-Texas College second team in 2013
- Led team with career-high 11.5 tackles for loss among his 59 stops, including 4.0 sacks in 2013
- Named to USA Today's All-Bowl team for his efforts vs. Air Force in the Armed Forces Bowl in 2012
- Completed the 2012 season with 20 quarterback hurries, 43 tackles (25 solo), eight tackles for loss, 5.0 sacks, forced one fumble and one pass breakup
- Led C-USA freshmen and was tied for second nationally among first year players with 5.0 sacks in 2012
- Redshirted in 2011

PERSONAL:

- Attended Vancouver (B.C., Canada) College Prep
- Provincial Defensive MVP while leading the Fighting Irish to the Provincial Championship and ranked as the top defensive lineman in Canada
- Had 276 total tackles and 38.0 sacks in his high school career
- Father, Grover Covington, is the CFL all-time leader in career

TEXANS BIOS

sacks with 157.0 and was inducted into the Canadian Football

Hall of Fame

CHRISTIAN COVINGTON - NFL REGULAR SEASON STATISTICS

DATE	TEAM	GP	GS	TACKLES						INTERCEPTIONS					FUMBLES					ST				MISC	
				TK	S	A	TFL	YDS	SK	YDS	QBH	NO	YDS	LG	TD	PD	FF	FR	YDS	TK	S	A	FF	FR	S
2015	Texans	15	0	8	5	3	4	25	2.0	24.0	4	0	0	0	0	0	0	0	0	0	0	0	0	0	0
2016	Texans	16	5	26	16	10	2	5	1.0	2.0	2	0	0	0	1	0	0	0	0	0	0	0	0	0	0
2017	Texans	7	2	16	10	6	1	9	1.0	12.0	2	0	0	0	0	1	0	0	0	0	0	0	0	0	0
2018	Texans	3	2	3	0	3	0	0	0.0	0.0	0	0	0	0	0	0	0	0	0	0	0	0	0	0	0
NFL TOTALS		41	9	53	31	22	7	39	4.0	38.0	8	0	0	0	1	1	0	0	0	0	0	0	0	0	0

CHRISTIAN COVINGTON - NFL POSTSEASON STATISTICS

DATE	TEAM	GP	GS	TACKLES							INTERCEPTIONS					FUMBLES					ST				MISC			
				TK	S	A	TFL	YDS	SK	YDS	QBH	NO	YDS	LG	TD	PD	FF	FR	YDS	TK	S	A	FF	FR	S	A		
2015	Texans	1	0	2	0	2	0	0	0.0	0.0	0	0	0	0	0	0	0	0	0	0	0	0	0	0	0			
2016	Texans	2	0	2	1	1	0	0	0.0	0.0	2	0	0	0	0	0	0	0	0	0	0	0	0	0	0			
NFL TOTALS		3	0	4	1	3	0	0	0.0	0.0	2	0	0	0	0	0	0	0	0	0	0	0	0	0	0			

SINGLE-GAME HIGHS: DEFENSIVE

Total Tackles	5 at Tennessee Titans, Jan 01, 2017	Forced Fumbles	1 at New England Patriots, Sep 24, 2017
	...1 more at 5.		1 vs. Cleveland Browns, Oct 15, 2017
Sacks	1.0 at New England Patriots, Sep 24, 2017	Tackles For Loss	...6 more at 1.
	...3 more at 1.0.		
Passes Defensed		1 at Tennessee Titans, Jan 01, 2017	

SINGLE-GAME HIGHS - POSTSEASON: DEFENSIVE

Total Tackles	2 vs. Kansas City Chiefs, Jan 09, 2016
----------------------	--

2018 GAME-BY-GAME REGULAR SEASON STATISTICS (TEXANS)

				TACKLES								INTERCEPTIONS					FUMBLES			ST					MISC			
W	DATE	OPPONENT		TK	S	A	SK	YDS	TFL	YDS	QBH	NO	YDS	LG	TD	PD	FF	FR	YDS	TK	S	A	FF	FR	S	A	W/L	SCORE
01	09/09	at Patriots	S	1	0	1	0.0	0.0	0	0	0	0	0	0	0	0	0	0	0	0	0	0	0	0	0	0	L	20-27
02	09/16	at Titans											INACTIVE														L	17-20
03	09/23	GIANTS	S	1	0	1	0.0	0.0	0	0	0	0	0	0	0	0	0	0	0	0	0	0	0	0	0	0	L	22-27
04	09/30	at Colts											INACTIVE														W	37-34+
05	10/07	COWBOYS											INACTIVE														W	19-16+
06	10/14	BILLS											INACTIVE														W	20-13
07	10/21	at Jaguars	P	1	0	1	0.0	0.0	0	0	0	0	0	0	0	0	0	0	0	0	0	0	0	0	0	0	W	20-7
2018 TOTALS			3-2	3	0	3	0.0	0.0	0	0	0	0	0	0	0	0	0	0	0	0	0	0	0	0	0	0	4-3	

+ - Overtime



ZACH CUNNINGHAM

INSIDE LINEBACKER

6-3 | 238 | VANDERBILT

HOMETOWN: PINSON, ALA. | AGE: 23

2ND NFL SEASON | 2ND WITH TEXANS | ACQUIRED: D2-'17

2018 GP/GS: 7/7 | CAREER GP/GS: 23/20

TEAMS: HOU 2017-18



41

TRANSACTIONS: Selected by the Houston Texans with the 25th pick in the second round (57th overall) of the 2017 NFL Draft.

2018 (Houston 7/7):

- ✦ Finished tied for second on the team with eight seven total tackles and one pass defended at New England (9/9)
- ✦ Registered a team-high eight total tackles (six solo) and one special teams tackle at Tennessee (9/16)
- ✦ Notched six total tackles (five solo) and one tackle for loss vs. the N.Y. Giants (9/23). Surpassed 100 career total tackles (102)
- ✦ Recorded seven total tackles (six solo), one tackle for loss and two passes defended at Indianapolis (9/30). Passed Dunta Robinson (105) for the fourth-most total tackles by a player through his first 20 career games in franchise history
- ✦ Finished with a team-high nine total tackles (six solo) and one quarterback hit vs. Dallas (10/7)
- ✦ Tallied a career-high 13 total tackles (nine solo) vs. Buffalo (10/14) and ranks fifth in franchise history for the most total tackles (50) through a player's first six games of a season
- ✦ Led the team with 10 total tackles (eight solo) and one forced fumble at Jacksonville (10/21). Became the first Texans player to record three consecutive games with at least 10 total tackles since DeMeco Ryans and Bernard Pollard in Weeks 3-5 of the 2010 season. Recorded the second-most total tackles (60) through the first seven games of a season in franchise history, trailing only ILB Benardrick McKinney (69) in 2016

2017 (Houston 16/13):

- ✦ Finished second on the team with 82 total tackles (45 solo), six passes defended, five tackles for loss, two quarterback hits, 1.5 sacks and one forced fumble in 16 games played
- ✦ Finished tied for second among all NFL rookies in total tackles in 2017 and fourth in franchise history among rookies
- ✦ First player in franchise history to record 80 total tackles and eight special teams tackles in a single season
- ✦ Recorded four defensive tackles, a pass defended and a special teams stop in his NFL debut vs. Jacksonville (9/10)
- ✦ Made his first career start at the MIKE position and recorded four solo stops at Cincinnati (9/14)
- ✦ Started his second consecutive game at the MIKE linebacker position and recorded a team-high seven combined tackles at New England (9/24)
- ✦ Started his third consecutive game and produced two total tackles vs. Tennessee (10/1)
- ✦ Made nine combined tackles and added his first career forced fumble vs. Kansas City (10/8)
- ✦ Made his sixth start of the season and produced five total tackles

vs. Indianapolis (11/5)

- ✦ Started his fifth straight game and produced four total tackles with one special teams tackle vs. Arizona (11/19)
- ✦ Appeared in his 11th game of the season and produced four total tackles at Baltimore (11/27)
- ✦ Notched four total tackles while producing his first career quarterback hit, first two tackles for loss and first career sack at Tennessee (12/3)
- ✦ Posted nine tackles (six solo) and notched a quarterback hit, tackle for loss and 1.0 sack for consecutive weeks for the first time vs. San Francisco (12/10)
- ✦ Logged five tackles (four solo) and added one special teams tackle at Jacksonville (12/17)
- ✦ Notched 10 total tackles (seven solo), while recording a career-high three passes defended vs. Pittsburgh (12/25)
- ✦ Tallied 11 tackles at Indianapolis (12/31) and became the second rookie this season to post 10-or-more tackles in consecutive games

COLLEGE:

- ✦ Played three seasons (2014-16) at Vanderbilt University in Nashville, Tenn. after redshirting the 2013 campaign
- ✦ Finished his Commodores career ranked third in program history with 39.5 tackles for loss and finished with 295 career tackles
- ✦ Earned coaches first-team All-SEC (2015-16)
- ✦ Named Associated Press First-Team All-SEC (2015-16)
- ✦ Swept first team All-America honors from every prestigious outlet, including Associated Press, Football Writers of America (FWAA), Walter Camp Foundation, American Football Coaches Association (AFCA), ESPN, Sports Illustrated, CBS Sports, The Sporting News and USA Today as a senior in 2016
- ✦ Became just the third player in Vanderbilt history to earn first team All-America honors from the Walter Camp Foundation
- ✦ Finished the regular season leading the SEC with 125 total tackles (9.6 per game), ranking sixth nationally in 2016
- ✦ Played in all 12 games and earning nine starts at inside linebacker as a redshirt sophomore
- ✦ Compiled 67 total tackles (37 solo), 1.5 sacks, 6.5 tackles for loss and a forced fumble as a redshirt freshman in 2014
- ✦ Redshirted as a true freshman in 2013, participating as a scout team linebacker

PERSONAL:

- ✦ Parents are Fred and Sophie Cunningham
- ✦ Attended Pinson (Ala.) Valley High School
- ✦ Senior captain and three-year starter at linebacker for the Indians

TEXANS BIOS

- ✦ Concluded his prep career by receiving Alabama 5A Lineman of the Year and Birmingham News' Lineman of the Year honors after 2012 campaign
- ✦ Amassed 448 total tackles during his three-year varsity career
- ✦ As a senior in 2012, earned first-team all-state after leading PVHS to an 8-4 record and the second round of the 5A playoffs
- ✦ Contributed 194 total tackles, including 41 tackles for loss and 12

- sacks along with four blocked punts during the season
- ✦ As junior in 2011, earned all-state recognition after registering 152 tackles
- ✦ Has four brothers: Frederick, Ethan, Nathan and Zapheth; and two sisters, Gabriel and Danica
- ✦ Enjoys playing the guitar
- ✦ Majored in economics while attending Vanderbilt

SINGLE-GAME HIGHS: DEFENSIVE

Total Tackles 13 vs. Buffalo Bills, Oct 14, 2018

Sacks 1.0 at Tennessee Titans, Dec 03, 2017

Passes Defensed 3 vs. Pittsburgh Steelers, Dec 25, 2017

Forced Fumbles

1 at Jacksonville Jaguars, Oct 21, 2018

...1 more at 1.

Tackles For Loss

2 at Tennessee Titans, Dec 03, 2017

Special Teams Tackles

2 at Cincinnati Bengals, Sep 14, 2017

2018 GAME-BY-GAME REGULAR SEASON STATISTICS (TEXANS)

W	DATE	OPPONENT	TK	S	TACKLES					INTERCEPTIONS					FUMBLES			ST					MISC			W/L	SCORE
					A	SK	YDS	TFL	YDS	QBH	NO	YDS	LG	TD	PD	FF	FR	YDS	TK	S	A	FF	FR	S	A		
01	09/09	at Patriots	S	7	3	4	0.0	0.0	0	0	0	0	0	0	1	0	0	0	0	0	0	0	0	0	0	L	20-27
02	09/16	at Titans	S	7	6	1	0.0	0.0	0	0	0	0	0	0	0	0	0	0	1	0	1	0	0	0	0	L	17-20
03	09/23	GIANTS	S	6	5	1	0.0	0.0	1	1	0	0	0	0	0	0	0	0	0	0	0	0	0	0	0	L	22-27
04	09/30	at Colts	S	7	6	1	0.0	0.0	1	1	0	0	0	0	2	0	0	0	0	0	0	0	0	0	0	W	37-34+
05	10/07	COWBOYS	S	10	7	3	0.0	0.0	0	0	1	0	0	0	0	0	0	0	0	0	0	0	0	0	0	W	19-16+
06	10/14	BILLS	S	13	9	4	0.0	0.0	0	0	0	0	0	0	0	0	0	0	0	0	0	0	0	0	0	W	20-13
07	10/21	at Jaguars	S	10	8	2	0.0	0.0	0	0	0	0	0	0	0	1	0	0	0	0	0	0	0	0	0	W	20-7
2018 TOTALS			7-7	60	44	16	0.0	0.0	2	2	1	0	0	0	3	1	0	0	1	0	1	0	0	0	0	4-3	

+ - Overtime



TREVOR DANIEL

PUNTER

6-1 | 231 | TENNESSEE

HOMETOWN: DICKSON, TENN. | AGE: 23

ROOKIE | 1ST WITH TEXANS | ACQUIRED: CFA-'18

2018 GP/GS: 7/0 | CAREER GP/GS: 7/0

TEAMS: HOU 2018



8

TRANSACTIONS: Signed by the Houston Texans as a college free agent on May 11, 2018.

2018 (Houston 7/0):

- ✦ Made his NFL debut, punting six times for 230 yards (38.3 avg.) including three punts inside the 20-yard line at New England (9/9)
- ✦ Punted four times for 164 yards (41.0 avg.) at Tennessee (9/16)
- ✦ Tallied 155 yards on three punts (51.7 avg.), including a career-long 57-yard punt, and pinned one inside the 20 yard-line vs. the N.Y. Giants (9/23)
- ✦ Punted five times for 207 yards (41.4 avg.) and pinned four punts inside the 20-yard line at Indianapolis (9/30)
- ✦ Recorded 160 yards on three punts (53.3 avg.), including a career-high 61 yarder and one inside the 20-yard line vs. Dallas (10/7). Recorded the longest punt by a rookie AFC punter in the 2018 season
- ✦ Punted five times for 203 yards (40.6 avg.) and pinned two punts inside the 20-yard line vs. Buffalo (10/14)
- ✦ Registered a career-high 277 yards on six punts (46.2 avg.), including a 61-yard punt and pinned four punts inside the 20-yard line at Jacksonville (10/21)

CAREER AT TENNESSEE:

- ✦ Played four seasons (2014-17) at the University of Tennessee in Knoxville, Tenn. after redshirting the 2013 campaign
- ✦ Set a single-season punting average school record in 2017 (47.5)
- ✦ Set a career program record for punting average (45.9)

2017 (Tennessee):

- ✦ Ranked fourth nationally and second in the SEC with a 47.5-yard average
- ✦ Also lead the SEC in punts inside the 20 with 22
- ✦ Punted six times in the season opener vs. Georgia Tech (9/4), including a career-long 70-yard punt to match his previous career-long set at South Carolina in 2016

2016 (Tennessee):

- ✦ Set new personal bests for punts (70), punting yardage (3,120), fair catches (29), punts inside the 20 (28) and a long punt (70 at South Carolina)
- ✦ Punted six times for 294 yards (49.0 avg) with two inside the 10 and three of 50 or more yards at South Carolina (10/29). Also had a career-long 70-yard punt
- ✦ Against Alabama (10/15), punted a career-high 10 times for a career-high 483 yards, four fair catches, four punts of 50 or more yards, two for 60 yards and three inside the 20-yard line

2015 (Tennessee):

- ✦ Ray Guy Award Candidate, awarded to nation's top punter
- ✦ Nominee for Burlsworth Award, presented to nation's most outstanding player who began career as walk-on
- ✦ Former walk-on who earned a scholarship prior to 2015 season
- ✦ Season average of 45.7 yards per punt set new Tennessee record for punt average with a minimum of 50 punts
- ✦ Averaged 45.7 yards per punt, ranking eighth in the nation and second in the SEC
- ✦ In debut, boomed three punts for 47.0 average including a long of 61 yards vs. Bowling Green (9/5)

2014 (Tennessee):

- ✦ Did not appear in any games

2013 (Tennessee):

- ✦ Redshirted

PERSONAL:

- ✦ Son of Kimberly and Wade Daniel
- ✦ Majored in Recreation and Sport Management
- ✦ Recipient of First Family Men's Athletic Endowment
- ✦ Coached by Troy Williams at Dickson County High School
- ✦ Named a Prokicker First Team All-American after his senior season
- ✦ Earned all-district accolades in his junior and senior seasons

SINGLE-GAME HIGHS: PUNTER

Punts	6 at Jacksonville Jaguars, Oct 21, 2018 ...1 more at 6.
Gross Punting Yards	277 at Jacksonville Jaguars, Oct 21, 2018
Gross Punting Avg	53.3 vs. Dallas Cowboys, Oct 07, 2018
Net Punting Yards	230 at New England Patriots, Sep 09, 2018


Net Punting Avg	49.7 vs. New York Giants, Sep 23, 2018
Longest Punts	61 at Jacksonville Jaguars, Oct 21, 2018 ...1 more at 61.
Inside the 20	4 at Jacksonville Jaguars, Oct 21, 2018 ...1 more at 4.

TEXANS BIOS

2018 GAME-BY-GAME REGULAR SEASON STATISTICS (TEXANS)

W	DATE	OPPONENT		PUNTS	BLK	YDS.	AVG.	LG	TB	IN20	OPP. RET.	OPP. YDS.	NET. YDS.	NET. AVG.	W/L	SCORE
01	09/09	at Patriots	P	6	0	230	38.3	48	0	3	1	0	230	38.3	L	20-27
02	09/16	at Titans	P	4	0	164	41.0	53	1	2	1	2	142	35.5	L	17-20
03	09/23	GIANTS	P	3	0	155	51.7	57	0	1	2	6	149	49.7	L	22-27
04	09/30	at Colts	P	5	0	207	41.4	51	0	4	1	19	188	37.6	W	37-34+
05	10/07	COWBOYS	P	3	0	160	53.3	61	1	1	2	22	118	39.3	W	19-16+
06	10/14	BILLS	P	5	0	203	40.6	53	0	2	3	8	195	39.0	W	20-13
07	10/21	at Jaguars	P	6	0	277	46.2	61	1	4	1	21	236	39.3	W	20-7
2018 TOTALS			7	32	0	1,396	43.6	61	3	17	11	78	1,258	39.3	4-3	

+ - Overtime



JULIÉN DAVENPORT

TACKLE

6-7 | 325 | BUCKNELL

HOMETOWN: PAULSBORO, N.J. | AGE: 23

2ND NFL SEASON | 2ND WITH TEXANS | ACQUIRED: D4A-'17

2018 GP/GS: 7/6 | CAREER GP/GS: 18/10

TEAMS: HOU 2017-18



70

TRANSACTIONS: Selected by the Houston Texans with the 24th pick in the fourth round (130th overall) of the 2017 NFL Draft.

2018 (Houston (7/6):

- Started at left tackle, but later transitioned to right tackle after an injury along the offensive line at New England (9/9). Helped post the second-highest team rushing total (167) in a season opener in franchise history
- Started at right tackle and helped record a second-consecutive game with more than 140 team rushing yards at Tennessee (9/16)
- Started at right tackle vs. the N.Y. Giants (9/23)
- Contributed on special teams at Indianapolis (9/30)
- Started at left tackle and helped the Texans offense post 462 total net yards vs. Dallas (10/7)
- Started at left tackle vs. Buffalo (10/14)
- Started at left tackle and helped the Texans rush for 141 yards at Jacksonville (10/21)

2017 (Houston (11/4):

- Started in his first career game played at Cincinnati (9/14)
- Appeared in relief duty vs. Tennessee (10/1) and paved the way for a 173-yard rushing performance, 445 yards of total offense, six offensive touchdowns and a franchise-record 57 points
- Contributed extensively on special teams vs. Kansas City (10/8)
- Appeared in relief duty on the offensive line and on special teams vs. Cleveland (10/15)
- Played on the offensive line and on special teams and helped block for 500-plus yards of offense and 38 points at Seattle (10/29)
- Started at left tackle vs. Indianapolis (11/5)
- Started and paved the way for a season-high 176 rushing yards vs. Pittsburgh (12/25)
- Started at left tackle at Indianapolis (12/31)

COLLEGE:

- Played four seasons (2013-16) at Bucknell University in Lewisburg, Pa.
- Became the seventh player from Bucknell ever selected in the NFL Draft and first since Sam Havrilak in 1969
- A two-year team captain for the Bison
- The only member of Bucknell's senior class to start all 44 games

from 2013-16

- AFCA First Team All-America (2016)
- Associated Press First Team All-America (2016)
- STATS First Team All-America (2016)
- Walter Camp First Team All-America (2016)
- Second-team STATS FCS All-America (2015)
- First-team All-Patriot League (2014-16)
- Second-team All-Patriot League (2013)
- Preseason All-Patriot League (2014-16)
- Started all 11 games at left tackle as a senior in 2016
- Earned 2016 first-team All-America honors from four organizations (AFCA, Associated Press, STATS, Walter Camp) as a senior
- Two-time team captain
- 2016 first-team All-Patriot League selection
- Started all 11 games at left tackle as a junior in 2015
- 2015 first-team All-Patriot League selection
- Became the first Bison offensive lineman to be named first-team All-Patriot League in back-to-back years since Lucas Carlaw in 1998 and 1999
- Anchored the left tackle spot in all 11 games for the Bison as a sophomore in 2014
- Earned first-team All-Patriot League honors as a sophomore in 2014
- Earned starting spot at left tackle during preseason camp and started all 11 games as a true freshman in 2013
- Named second-team All-Patriot League as a true freshman in 2013

PERSONAL:

- Attended Paulsboro (N.J.) High School
- A captain and all-conference selection in both football and basketball for the Red Raiders
- Named an All-South Jersey selection in football and All-Group 1 selection in basketball
- Son of Anthony Davenport and Leslie Showell
- Has five siblings: Ernest, Anthony, Kim, Katirah and Nyla
- Cousin, Michael Kidd-Gilchrist, was a member of Kentucky's 2012 NCAA Champion men's basketball team and currently plays in the NBA
- Native of Camden, N.J.
- Majored in political science while attending Bucknell

TEXANS BIOS

2018 GAME-BY-GAME REGULAR SEASON STATISTICS (TEXANS)

W	DATE	OPPONENT	P/S		W/L	SCORE
01	09/09	at Patriots	S		L	20-27
02	09/16	at Titans	S		L	17-20
03	09/23	GIANTS	S		L	22-27
04	09/30	at Colts	P		W	37-34+
05	10/07	COWBOYS	S		W	19-16+
06	10/14	BILLS	S		W	20-13
07	10/21	at Jaguars	S		W	20-7
2018 TOTALS		7-6			4-3	

+ - Overtime



BRANDON DUNN

NOSE TACKLE

6-2 | 310 | LOUISVILLE

HOMETOWN: LOUISVILLE, KY. | AGE: 26

3RD NFL SEASON | 3RD WITH TEXANS | ACQUIRED: FA-'15

2018 GP/GS: 7/3 | CAREER GP/GS (POST): 40/11 (1/0)

TEAMS: CHI 2014-15; HOU 2015-18



92

TRANSACTIONS: Signed by the Chicago Bears as a college free agent on May 11, 2014...Waived by the Bears on Aug. 30, 2014...Signed to the Bears practice squad on Sept. 1, 2014...Signed to the Bears active roster on Nov. 26, 2014...Waived by the Bears on Sept. 5, 2015...Signed to the Bears practice squad on Sept. 8, 2015...Signed to the Bears active roster on Sept. 19, 2015...Waived by the Bears on Oct. 3, 2015...Signed to the Bears practice squad on Oct. 6, 2015...Signed to the Houston Texans active roster on Oct. 13, 2015...Waived by the Texans on Sept. 3, 2016...Signed to the Texans practice squad on Sept. 5, 2016...Signed to the Texans active roster on Oct. 5, 2016...Waived by the Texans on Oct. 13, 2016...Signed to the Texans practice squad on Oct. 15...Signed to the Texans active roster on Oct. 19, 2016...Waived by the Texans on Nov. 26, 2016...Signed to the Texans practice squad on Nov. 29, 2016...Signed by the Texans on Jan. 16, 2017.

2018 (Houston 6/2):

- ✦ Notched three total tackles (two solo) in the season opener at New England (9/9)
- ✦ Started at nose tackle and recorded a career-high five total tackles (three solo), including one tackle for loss
- ✦ Contributed on defense as a reserve defensive lineman vs. the N.Y. Giants (9/23)
- ✦ Appeared as a reserve defensive lineman at Indianapolis (9/30)
- ✦ Notched two total tackles (one solo) and one tackle for loss vs. Dallas (10/7)
- ✦ Started at nose tackle vs. Buffalo (10/14)

2017 (Houston 16/8):

- ✦ Recorded 26 total tackles (17 solo), three tackles for loss, two quarterback hits and one fumble recovery in a career-high 16 games played
- ✦ Tied a career high with three total tackles and notched the first tackle for loss of his career vs. Jacksonville (9/10)
- ✦ Recorded two assisted tackles and the first fumble recovery of his career vs. Tennessee (10/1)
- ✦ Made one tackle and recorded the first quarterback hit of his career vs. Cleveland (10/15)
- ✦ Started his first career game at nose tackle at Seattle (10/29)
- ✦ Started his second-consecutive game and recorded three total tackles and a quarterback hit vs. Indianapolis (11/5)
- ✦ Made one tackle in his fourth consecutive start vs. Arizona (11/19)
- ✦ Finished with a career-high four total tackles and had multiple tackles for loss in a game for the first time in his career at Baltimore (11/27)
- ✦ Posted two solo stops while making his fifth start of the season

vs. San Francisco (12/10)

- ✦ Produced three total tackles at Jacksonville (12/17)
- ✦ Tied his career high of four total tackles (two solo) at Indianapolis (12/31)

2016 (Houston 2/0, 0/0):

- ✦ Spent Weeks 1-4, Week 6, Weeks 13-17 and the postseason on the Texans practice squad
- ✦ Inactive for Week 5 at Minnesota (10/9)
- ✦ Was active for the first time and contributed the first three solo tackles of his season at Denver (10/24) in Week 7
- ✦ Inactive for Week 8 vs. Detroit (10/30)
- ✦ Played but did not record any statistics at Jacksonville (11/13) in Week 10
- ✦ Inactive for Week 11 at Oakland (11/21)

2015 (Chicago 1/0; Houston 11/0, 1/0):

- ✦ Played in a combined total of 12 games for Chicago and Houston and recorded nine total tackles, including five solo stops
- ✦ Played in one game for Chicago where he recorded two total tackles (one solo) vs. Arizona (9/20)
- ✦ Signed to the Texans active roster on Oct. 13
- ✦ Played in his first game for the Texans at Jacksonville (10/18)
- ✦ Notched two total tackles at Buffalo (12/6)
- ✦ Registered one solo tackle in the AFC Wild Card Game vs. Kansas City (1/9/16)

2014 (Chicago 3/0):

- ✦ Made his NFL debut against Detroit (11/27)
- ✦ Made one solo tackle and had one pass defended vs. Detroit (12/21)

COLLEGE:

- ✦ Played four seasons (2010-13) at the University of Louisville (Ky.)
- ✦ Played in 49 games for the Cardinals, starting 30
- ✦ Recorded career totals of 101 tackles, 3.0 sacks, two fumble recoveries and two passes defended

PERSONAL:

- ✦ Attended Pleasure Ridge Park High School in Louisville, Ky.
- ✦ Three-year starter and team captain for the Panthers
- ✦ Named the team's Most Valuable Player and best offensive lineman in 2009
- ✦ Also named the team's top defensive lineman in 2008

TEXANS BIOS

Recorded 65 total tackles and 16.0 sacks as a senior, including

30 solo tackles

Recorded 50 total tackles and 16.0 sacks his junior year

BRANDON DUNN - NFL REGULAR SEASON STATISTICS

DATE	TEAM	GP	GS	TK	S	A	TACKLES				QBH	NO	INTERCEPTIONS				FUMBLES				ST				MISC	
							TFL	YDS	SK	YDS			YDS	LG	TD	PD	FF	FR	YDS	TK	S	A	FF	FR	S	A
2014	Bears	3	0	1	1	0	0	0.0	0.0	0	0	0	0	0	0	1	0	0	0	0	0	0	0	0	0	0
2015	Bears	1	0	2	1	1	0	0.0	0.0	0	0	0	0	0	0	0	0	0	0	0	0	0	0	0	0	0
2015	Texans	11	0	7	4	3	0	0.0	0.0	0	0	0	0	0	0	0	0	0	0	0	0	0	0	0	0	0
2016	Texans	2	0	3	3	0	0	0.0	0.0	0	0	0	0	0	0	0	0	0	0	0	0	0	0	0	0	0
2017	Texans	16	8	26	17	9	3	5	0.0	0.0	2	0	0	0	0	0	0	1	0	0	0	0	0	0	0	0
2018	Texans	7	3	10	6	4	2	4	0.0	0.0	0	0	0	0	0	0	0	0	0	0	0	0	0	0	0	0
NFL TOTALS		40	11	49	32	17	5	9	0.0	0.0	2	0	0	0	0	1	0	1	0	0	0	0	0	0	0	0

BRANDON DUNN - NFL POSTSEASON STATISTICS

		TACKLES									INTERCEPTIONS					FUMBLES					ST				MISC			
DATE	TEAM	GP	GS	TK	S	A	TFL	YDS	SK	YDS	QBH	NO	YDS	LG	TD	PD	FF	FR	YDS	TK	S	A	FF	FR	S	A		
2015	Texans	1	0	1	1	0	0	0	0.0	0.0	0	0	0	0	0	0	0	0	0	0	0	0	0	0	0	0		
NFL TOTALS		1	0	1	1	0	0	0	0.0	0.0	0	0	0	0	0	0	0	0	0	0	0	0	0	0	0	0		

SINGLE-GAME HIGHS: DEFENSIVE

Total Tackles 5 at Tennessee Titans, Sep 16, 2018

Fumble Recoveries

1 vs. Tennessee Titans, Oct 01, 2017

Passes Defensed 1 vs. Detroit Lions, Dec 21, 2014

Tackles For Loss

2 at Baltimore Ravens, Nov 27, 2017

SINGLE-GAME HIGHS - POSTSEASON: DEFENSIVE


Total Tackles

1 vs. Kansas City Chiefs, Jan 09, 2016

2018 GAME-BY-GAME REGULAR SEASON STATISTICS (TEXANS)

				TACKLES								INTERCEPTIONS					FUMBLES			ST						MISC			
W	DATE	OPPONENT		TK	S	A	SK	YDS	TFL	YDS	QBH	NO	YDS	LG	TD	PD	FF	FR	YDS	TK	S	A	FF	FR	S	A	W/L	SCORE	
01	09/09	at Patriots	P	3	2	1	0.0	0.0	0	0	0	0	0	0	0	0	0	0	0	0	0	0	0	0	0	0	0	L	20-27
02	09/16	at Titans	S	5	3	2	0.0	0.0	1	3	0	0	0	0	0	0	0	0	0	0	0	0	0	0	0	0	0	L	17-20
03	09/23	GIANTS	P	0	0	0	0.0	0.0	0	0	0	0	0	0	0	0	0	0	0	0	0	0	0	0	0	0	0	L	22-27
04	09/30	at Colts	P	0	0	0	0.0	0.0	0	0	0	0	0	0	0	0	0	0	0	0	0	0	0	0	0	0	0	W	37-34+
05	10/07	COWBOYS	P	2	1	1	0.0	0.0	1	1	0	0	0	0	0	0	0	0	0	0	0	0	0	0	0	0	0	W	19-16+
06	10/14	BILLS	S	0	0	0	0.0	0.0	0	0	0	0	0	0	0	0	0	0	0	0	0	0	0	0	0	0	0	W	20-13
07	10/21	at Jaguars	S	0	0	0	0.0	0.0	0	0	0	0	0	0	0	0	0	0	0	0	0	0	0	0	0	0	0	W	20-7
2018 TOTALS				7-3	10	6	4	0.0	0.0	2	4	0	0	0	0	0	0	0	0	0	0	0	0	0	0	0	0	4-3	

+ - Overtime



DUKE EJIOFOR

OUTSIDE LINEBACKER

6-4 | 255 | WAKE FOREST

HOMETOWN: HOUSTON, TEXAS | AGE: 23

ROOKIE | 1ST WITH TEXANS | ACQUIRED: D6A-'18

2018 GP/GS: 6/0 | CAREER GP/GS: 6/0

TEAMS: HOU 2018



53

TRANSACTIONS: Selected by the Houston Texans with the third pick of the sixth round (177th overall) in the 2018 NFL Draft.

2018 (Houston 6/0):

- ✦ Inactive Week 1 at New England (9/9)
- ✦ Recorded three total tackles (two solo) and brought down Titans QB Blaine Gabbert for his first career sack in his NFL debut at Tennessee (9/16)
- ✦ Contributed on defense and special teams vs. the N.Y. Giants (9/23)
- ✦ Finished with two solo stops, one quarterback hit and his first career fumble recovery at Indianapolis (9/30)
- ✦ Contributed on defense vs. Dallas (10/7)
- ✦ Notched his first career pass defended vs. Buffalo (10/14)
- ✦ Recorded two total tackles (one solo) at Jacksonville (10/21)

CAREER AT WAKE FOREST:

- ✦ Played four seasons (2014-17) at Wake Forest University in Winston-Salem, N.C. after redshirting the 2013 campaign
- ✦ Compiled 128 total tackles (76 solo), 23.5 sacks, 41 tackles for loss, six pass breakups, two forced fumbles, two fumble recoveries and an interception in 42 career games played (31 starts)
- ✦ Ranks third in program history in career sacks and sixth in career tackles for loss

2017 (Wake Forest):

- ✦ Earned second team All-ACC honors
- ✦ Led the Demon Deacons in sacks (6.5), tackles for loss (16.5) and quarterback hurries (nine)
- ✦ Ranked third in the ACC in tackles for loss and eighth in sacks in 2017
- ✦ Recorded 43 total tackles on the season

2016 (Wake Forest):

- ✦ Was a consensus third-team All-ACC selection as a junior
- ✦ Named third team by the Atlantic Coast Sports Media Association, Associated Press and Phil Steele
- ✦ Nominee for the Bednarik Award
- ✦ Led Wake Forest with 10.5 sacks and was second on the team

with 17 tackles for loss

- ✦ Finished the year fourth in the ACC in sacks
- ✦ Finished eighth in the ACC in tackles for loss with 17
- ✦ Tied for the league lead with 8.5 sacks against ACC opponents
- ✦ Set the school record for sacks by a junior with 10.5, breaking the previous mark of 10.0
- ✦ Finished fifth on the team with 50 total tackles
- ✦ Tied for the team lead with four quarterback hurries
- ✦ Earned ACC Defensive Lineman of the Week after posting a career-best seven tackles, 3.0 sacks, four tackles for loss, two forced fumbles, a fumble recovery and two quarterback hurries at Duke (9/10)

2015 (Wake Forest):

- ✦ Missed the first five games of the season while recovering from a preseason injury
- ✦ Led the team with 4.5 sacks on the year
- ✦ Recorded a sack in four of the seven games he played
- ✦ Was ninth on the team with 28 total tackles

2014 (Wake Forest):

- ✦ Made one tackle in his first college game at ULM (8/28) as a redshirt freshman
- ✦ Recorded 12 total tackles and 2.0 sacks on the season
- ✦ Notched a season-best four solo tackles vs. Florida State (10/4)
- ✦ Had sacks in consecutive weeks vs. Louisville (9/27) and Florida State (10/4)
- ✦ Missed the final two games of the season with an injury

2013 (Wake Forest):

- ✦ Redshirted

PERSONAL:

- ✦ Son of Dr. Samuel and Franca Ejiofor
- ✦ Attended Alief Taylor High School in Houston
- ✦ Honorable mention All-Greater Houston selection
- ✦ Recorded 47 total tackles, 15 tackles for loss, 8.0 sacks and six pass breakups as a senior
- ✦ Also lettered in track for Alief Taylor
- ✦ Graduated with a degree in sociology

TEXANS BIOS

SINGLE-GAME HIGHS: DEFENSIVE

Total Tackles	3 at Tennessee Titans, Sep 16, 2018	Fumble Recoveries	1 at Indianapolis Colts, Sep 30, 2018
Sacks	1.0 at Tennessee Titans, Sep 16, 2018	Tackles For Loss	1 at Tennessee Titans, Sep 16, 2018
Passes Defensed	1 vs. Buffalo Bills, Oct 14, 2018		

2018 GAME-BY-GAME REGULAR SEASON STATISTICS (TEXANS)

			TACKLES								INTERCEPTIONS						FUMBLES			ST					MISC				
W	DATE	OPPONENT	TK	S	A	SK	YDS	TFL	YDS	QBH	NO	YDS	LG	TD	PD	FF	FR	YDS	TK	S	A	FF	FR	S	A	W/L	SCORE		
01	09/09	at Patriots	INACTIVE																									L	20-27
02	09/16	at Titans	P	3	2	1	1.0	8.0	1	8	1	0	0	0	0	0	0	0	0	0	0	0	0	0	0	L	17-20		
03	09/23	GIANTS	P	0	0	0	0.0	0.0	0	0	0	0	0	0	0	0	0	0	0	0	0	0	0	0	0	L	22-27		
04	09/30	at Colts	P	2	2	0	0.0	0.0	0	0	1	0	0	0	0	0	0	1	0	0	0	0	0	0	0	W	37-34+		
05	10/07	COWBOYS	P	0	0	0	0.0	0.0	0	0	0	0	0	0	0	0	0	0	0	0	0	0	0	0	0	W	19-16+		
06	10/14	BILLS	P	0	0	0	0.0	0.0	0	0	0	0	0	0	1	0	0	0	0	0	0	0	0	0	0	W	20-13		
07	10/21	at Jaguars	P	2	1	1	0.0	0.0	0	0	0	0	0	0	0	0	0	0	0	0	0	0	0	0	0	W	20-7		
2018 TOTALS			6-0	7	5	2	1.0	8.0	1	8	2	0	0	0	0	1	0	1	0	0	0	0	0	0	0	4-3			

+ - Overtime



TYLER ERVIN

RUNNING BACK

5-10 | 182 | SAN JOSE STATE

HOMETOWN: SAN BERNARDINO, CALIF. | AGE: 25

3RD NFL SEASON | 3RD WITH TEXANS | ACQUIRED: 04-'16

2018 GP/GS: 7/0 | CAREER GP/GS (POST): 23/0 (2/0)

TEAMS: HOU 2016-18



21

TRANSACTIONS: Selected by the Houston Texans with the 21st pick in the fourth round (119th overall) of the 2016 NFL Draft.

2018 (Houston 7/0):

- Set franchise records for most kickoff return yards (156) and highest kickoff return average (31.2) in a season opener among players with multiple returns. Also, returned two punts for 20 yards (10.0 avg.) and caught one pass for 12 yards at New England (9/9)
- Returned four punts for 25 yards (6.3 avg.) at Tennessee (9/16)
- Recorded 45 yards on three punt returns (15.0 avg.) and returned two kickoffs for 41 yards (20.5 avg.) vs. the N.Y. Giants (9/23). His 27-yard punt return marked the longest punt return for the Texans since Week 5 of the 2017 season and was the second-longest of his career
- Returned two punts for 20 yards (10.0 avg.) and three kickoffs for 56 yards (18.7 avg.) at Indianapolis (9/30)
- Registered 29 yards on two punt returns (14.5 avg.) vs. Dallas (10/7)
- Returned three punts for seven yards (2.3 avg.) vs. Buffalo (10/14)
- Caught one pass for 19 yards at Jacksonville (10/21)

2017 (Houston 4/0):

- Compiled 12 yards rushing on four carries and caught eight passes for 38 yards in four games played
- Also returned eight punts for 60 yards, averaging 7.5 yards per return and returned five kickoffs for 93 yards
- Recorded career highs with three rushing attempts, eight rushing yards, four receptions, 18 receiving yards and 26 yards of offense vs. Jacksonville (9/10)
- Placed on the Reserve/Injured list on Oct. 4

2016 (Houston 12/0, 2/0):

- Finished eighth in the NFL and third in the AFC in punt return average (9.7) among qualified players
- Made his NFL debut as the primary punt and kick returner in the season opener vs. Chicago (9/11)
- Returned three kickoffs for 73 yards, averaging 24.3 yards per return and returned three punts for 29 yards vs. Chicago (9/11)
- Racked up 110 total all-purpose yards on offense (eight yards) and special teams (102 yards) vs. Chicago (9/11)
- Finished with two kickoff returns for 53 yards, including a Texans season-long 33-yard return, and two punt returns for 33 yards at Minnesota (10/9) in Week 5
- Notched two punt returns for 23 yards, including a 17-yard return

in overtime that sparked the Texans' game-winning drive, vs. Indianapolis (10/16) in Week 6

- Matched a season high with four punt returns for 32 yards (8.0 avg.), including a 15-yard long, vs. Detroit (10/30)
- Logged a career-long 57-yard punt return to the Jaguars' 7-yard line in the third quarter, which led to a touchdown on the following play, at Jacksonville (11/13) in Week 10
- Inactive for Weeks 12-14 with an injury
- Active but did not play in Week 15 vs. Jacksonville (12/18)
- Returned four punts for 32 yards (8.0 avg.) vs. Cincinnati (12/24) in Week 16
- Logged one kick return for 14 yards and four punt returns for 37 yards, including a Texans postseason-long 16-yard return, vs. Oakland (1/7/17) in the AFC Wild Card round

COLLEGE:

- Played four seasons (2011-12; 14-15) at San Jose (Calif.) State University
- Redshirted the 2013 campaign due to injury
- Received Athlon Sports Second-Team All-America, SI.com honorable mention All-America and two all-conference honors during his career
- Played running back, slot receiver, return specialist, cornerback and special teams defender for the Spartans
- Scored touchdowns rushing, receiving, on kickoff returns and on punt returns during his college career
- 47 games played and 24 starts
- San Jose State career record holder for all-purpose yardage (6,146), kickoff return yardage (2,374), kickoffs returned (101), kickoff returns for a touchdown (three) and combined punt and kickoffs returned for touchdowns (five), most touchdowns of 80 yards or more (six) and most touchdowns of 70 yards or more (eight)
- Shares the school single-season record for kickoff returns for a touchdown (two)
- Second on the school's list for career rushing yardage (2,803)
- Honored in 2012 and 2015 on National Student-Athlete Day by the National Consortium for Academics & Sports

PERSONAL:

- A two-time, first-team, all-purpose, All-C.I.F. back from Colton (Calif.) High School
- An All-C.I.F. defensive back after compiling 24 pass breakups and two interceptions in 2009
- A 2010 All-C.I.F. running back who rushed for 2,848 yards, averaged 7.3 yards carry and scored 26 touchdowns in two

TEXANS BIOS

seasons
 Return specialist who averaged 11.5 yards per punt return and 25.6 yards per kickoff return

Majored in communication studies
 Studied to earn his California real estate license in February 2016

TYLER ERVIN - NFL REGULAR SEASON STATISTICS

		RUSHING						RECEIVING					
DATE	TEAM	GP	GS	NO.	YDS.	AVG.	LG	TD	NO.	YDS	AVG	LG	TD
2016	Texans	12	0	1	3	3.0	3	0	3	18	6.0	9	0
2017	Texans	4	0	4	12	3.0	6	0	8	38	4.8	7	0
2018	Texans	7	0	0	0	0.0	0	0	2	31	15.5	19	0
NFL TOTALS		23	0	5	15	3.0	6	0	13	87	6.7	19	0

TYLER ERVIN - NFL POSTSEASON STATISTICS

		RUSHING						RECEIVING					
DATE	TEAM	GP	GS	NO.	YDS.	AVG.	LG	TD	NO.	YDS	AVG	LG	TD
2016	Texans	2	0	0	0	0.0	0	0	0	0	0.0	0	0
NFL TOTALS		2	0	0	0	0.0	0	0	0	0	0.0	0	0

TYLER ERVIN - NFL REGULAR SEASON RETURN STATISTICS

KICKOFF RETURNS							PUNT RETURNS					
DATE	TEAM	RET.	YDS.	AVG.	LG	TD	NO.	FC	YDS	AVG	LG	TD
2016	Texans	14	263	18.8	33	0	27	23	261	9.7	57	0
2017	Texans	5	93	18.6	24	0	8	4	60	7.5	21	0
2018	Texans	10	253	25.3	36	0	18	4	146	8.1	27	0
NFL TOTALS		29	609	21.0	36	0	53	31	467	8.8	57	0

TYLER ERVIN - NFL POSTSEASON RETURN STATISTICS

		KICKOFF RETURNS					PUNT RETURNS					
DATE	TEAM	RET.	YDS.	AVG.	LG	TD	NO.	FC	YDS	AVG	LG	TD
2016	Texans	1	14	14.0	14	0	4	2	23	5.8	16	0
NFL TOTALS		1	14	14.0	14	0	4	2	23	5.8	16	0

SINGLE-GAME HIGHS: RUSHING/RECEIVING

Rush Attempts 3 vs. Jacksonville Jaguars, Sep 10, 2017
Rushing Yards 8 vs. Jacksonville Jaguars, Sep 10, 2017
Longest Runs 6 vs. Jacksonville Jaguars, Sep 10, 2017
Receptions 4 vs. Jacksonville Jaguars, Sep 10, 2017
Receiving Yards 19 at Jacksonville Jaguars, Oct 21, 2018
Longest Receptions 19 at Jacksonville Jaguars, Oct 21, 2018
All-purpose yards 188 at New England Patriots, Sep 09, 2018
Kickoff Returns 5 at New England Patriots, Sep 09, 2018

Kickoff Return Yards 156 at New England Patriots, Sep 09, 2018
Longest Kickoff Return 36 at New England Patriots, Sep 09, 2018
Fair Catches 5 at New England Patriots, Sep 22, 2016
Punt Return Yards 57 at Jacksonville Jaguars, Nov 13, 2016
Longest Punt Return 57 at Jacksonville Jaguars, Nov 13, 2016
Punt Returns 4 at Tennessee Titans, Sep 16, 2018
 ...3 more at 4.
Special Teams Tackles 1 at New England Patriots, Sep 24, 2017
 ...3 more at 1.

SINGLE-GAME HIGHS - POSTSEASON: RUSHING/RECEIVING

All-purpose yards 37 vs. Oakland Raiders, Jan 07, 2017
Kickoff Returns 1 vs. Oakland Raiders, Jan 07, 2017
Kickoff Return Yards 14 vs. Oakland Raiders, Jan 07, 2017
Longest Kickoff Return 14 vs. Oakland Raiders, Jan 07, 2017

Fair Catches 1 at New England Patriots, Jan 14, 2017
 ...1 more at 1.
Punt Return Yards 23 vs. Oakland Raiders, Jan 07, 2017
Longest Punt Return 16 vs. Oakland Raiders, Jan 07, 2017
Punt Returns 4 vs. Oakland Raiders, Jan 07, 2017

TEXANS BIOS

2018 GAME-BY-GAME REGULAR SEASON STATISTICS (TEXANS)

W	DATE	OPPONENT	P/S	KICKOFF RETURNS					PUNT RETURNS					TD	W/L	SCORE
				RET	YDS	AVG	LG	TD	NO	FC	YDS	AVG	LG			
01	09/09	at Patriots	P	5	156	31.2	36	0	2	1	20	10.0	11	0	L	20-27
02	09/16	at Titans	P	0	0	0.0	0	0	4	0	25	6.3	11	0	L	17-20
03	09/23	GIANTS	P	2	41	20.5	22	0	3	0	45	15.0	27	0	L	22-27
04	09/30	at Colts	P	3	56	18.7	23	0	2	1	20	10.0	15	0	W	37-34+
05	10/07	COWBOYS	P	0	0	0.0	0	0	2	2	29	14.5	16	0	W	19-16+
06	10/14	BILLS	P	0	0	0.0	0	0	3	0	7	2.3	6	0	W	20-13
07	10/21	at Jaguars	P	0	0	0.0	0	0	2	0	0	0.0	0	0	W	20-7
2018 TOTALS			7-0	10	253	25.3	36	0	18	4	146	8.1	27	0	4-3	

+ - Overtime



KA'IMI FAIRBAIRN

KICKER

6-0 | 183 | UCLA

HOMETOWN: KAILUA, HAWAII | AGE: 24

3RD NFL SEASON | 3RD WITH TEXANS | ACQUIRED: CFA-'16

2018 GP/GS: 7/0 | CAREER GP/GS: 23/0

TEAMS: HOU 2016-18



7

TRANSACTIONS: Signed by the Houston Texans as a college free agent on May 5, 2016.

2018 (Houston 7/0):

- Connected on both field goal attempts, two extra points and recorded touchbacks on four of his five kickoffs at New England (9/9)
- Scored five total points on one made field goal and two made extra point attempts at Tennessee (9/16)
- Made all three field goal attempts, including a season-long 54-yarder, and one extra point vs. the N.Y. Giants (9/23)
- Connected on three-of-four field goals including a 29-yarder to tie the game in overtime and his first career game-winning field goal, a 37-yarder, at Indianapolis (9/30)
- Scored 13 total points on four made field goals and one made extra point attempt vs. Dallas (10/7). Made a game-winning 36-yard field goal in overtime
- Made two field goals and two extra point attempts vs. Buffalo (10/14)
- Scored eight total points on two made field goals and two made extra points at Jacksonville (10/21). Broke the franchise record for the most points scored through the first seven games of a season with 65 points

2017 (Houston 16/0):

- Made 11 straight field goal attempts to start the 2017 season, the most consecutive field goals made to start a Texans career in franchise history
- Recorded 49 touchbacks, which is a single-season franchise record and tied for the seventh-most touchbacks in the NFL in 2017
- Produced 92 points, which is the most by a first-year player in Texans history and the third-most by a rookie in 2017
- Added one extra point while recording touchbacks on both his kicks in his NFL debut vs. Jacksonville (9/10)
- Attempted and made his first two career field goals while accounting for over half of the team's points at Cincinnati (9/14)
- Converted all four field goals and three extra point attempts to produce 15 points at New England (9/24).
- Talled three field goal conversions and six extra points to produce 15 total points of offense for the second consecutive week vs. Tennessee (10/1)
- Converted his tenth-consecutive field goal attempt and recorded touchbacks on all six of his kickoffs vs. Cleveland (10/15)
- Extended his franchise record by converting his 11th straight kick to start his Texans career at Seattle (10/29)

- Converted both extra point attempts and produced two touchbacks on kickoffs vs. Indianapolis (11/5)
- Made all four extra point attempts, added one field goal and booted two kickoffs for touchbacks vs. Arizona (11/19)
- Scored 10 total points on three made field goal attempts and one extra point conversion at Baltimore (11/27)
- Converted two field goal attempts, added one point after attempt and recorded touchbacks on all four kickoffs at Tennessee (12/3)
- Connected on a career-long 55-yard field goal and added an extra point vs. San Francisco (12/10)
- Launched a 52-yard field goal, converted on another kick and added on successfully extra point try at Indianapolis (12/31)

2016 (Houston 0/0, 0/0):

- Placed on the Reserve/Injured List on Aug. 30

COLLEGE:

- Played four seasons (2012-15) at the University of California, Los Angeles
- Lou Groza Award winner in 2015
- Became the all-time leading scorer for the Pac-12 Conference and UCLA during the 2015 season
- A consensus first-team All-America selection (AP, FWAA, AFCA, Walter Camp, SI.com) following his senior season
- Finished his career by connecting on 41 straight field goal attempts from 35 yards and in
- Tied a UCLA record by connecting on a 60-yard field goal in 2015
- Handled all of the Bruins' placekicking chores in his four seasons with the program
- Added kickoff duty in years two, three and four
- First Bruin to score more than 100 points in four straight seasons

PERSONAL:

- Full name is John Christian Ka'iminoeauloameka'ikeokekumupa'a Fairbairn
- Attended Punahou School in Honolulu
- Name is pronounced Ka'imi (Kuh-EE-me) Fairbairn (Fair-Bairn)
- Two-star recruit according to Rivals.com and Scout.com
- As a senior, put 95 percent of his kickoffs into the end zone, and hit 13-of-18 field goal tries, including one from 55 yards
- Named first-team all-state as a senior and junior and to the All-ILH Division Team
- Earned second-team all-state honors as a sophomore
- Three-year winner of the Special Team MVP Award

TEXANS BIOS

- Also played soccer (central defender) for coach Dave Trifonovitch
- Named first-team all-state as a senior and junior for the two-time state champs
- ILH Defensive Player of the Year his last two seasons.

- Born in Kailua, Hawaii
- Parents are John and Rochelle Fairbairn
- Has one younger brother, Kona, and one younger sister, Kiara
- Earned a spot on the UCLA Athletic Director's Honor Roll in Fall 2012, Spring 2015
- Hobbies include playing golf

KA'IMI FAIRBAIRN - NFL REGULAR SEASON STATISTICS

DATE	TEAM	GP	FGM	FGA	PCT.	LG	XP	XPA	PCT.	BLK	PTS
2016	Texans	0	0	0	0.0	0	0	0	0.0	0	0
2017	Texans	16	20	25	80.0	55	32	35	91.4	0	92
2018	Texans	7	17	20	85.0	54	14	14	100.0	0	65
NFL TOTALS		23	37	45	82.2	55	46	49	93.9	0	157

REGULAR SEASON FIELD-GOAL ACCURACY

DATE	TEAM	1-19	PCT.	20-29	PCT.	30-39	PCT.	40-49	PCT.	50+	PCT.
2016	Texans	0-0	0.0	0-0	0.0	0-0	0.0	0-0	0.0	0-0	0.0
2017	Texans	0-0	0.0	3-4	75.0	8-10	80.0	6-7	85.7	3-4	75.0
2018	Texans	1-1	100.0	6-6	100.0	5-5	100.0	4-5	80.0	1-3	33.3
NFL TOTALS		1-1	100.0	9-10	90.0	13-15	86.7	10-12	83.3	4-7	57.1

SINGLE-GAME HIGHS: KICKER

Field Goals Made 4 vs. Dallas Cowboys, Oct 07, 2018
...1 more at 4.

Field Goal Attempts 5 vs. Dallas Cowboys, Oct 07, 2018

Longest Field Goals Made 55 vs. San Francisco 49ers, Dec 10, 2017

PATs Made 6 vs. Tennessee Titans, Oct 01, 2017

PAT Attempts 7 vs. Tennessee Titans, Oct 01, 2017
Points 15 vs. Tennessee Titans, Oct 01, 2017
...1 more at 15.

Special Teams Tackles 1 vs. Tennessee Titans, Oct 01, 2017

2018 GAME-BY-GAME REGULAR SEASON STATISTICS (TEXANS)

W	DATE	OPPONENT	P	FIELD GOALS				EXTRA POINTS				PTS	W/L	SCORE
				FGM	FGA	PCT	LG	XP	XPA	PCT	BLK			
01	09/09	at Patriots	P	2	2	100.0	42	2	2	100.0	0	8	L	20-27
02	09/16	at Titans	P	1	2	50.0	34	2	2	100.0	0	5	L	17-20
03	09/23	GIANTS	P	3	3	100.0	54	1	1	100.0	0	10	L	22-27
04	09/30	at Colts	P	3	4	75.0	40	4	4	100.0	0	13	W	37-34+
05	10/07	COWBOYS	P	4	5	80.0	36	1	1	100.0	0	13	W	19-16+
06	10/14	BILLS	P	2	2	100.0	33	2	2	100.0	0	8	W	20-13
07	10/21	at Jaguars	P	2	2	100.0	48	2	2	100.0	0	8	W	20-7
2018 TOTALS		7		17	20	85.0	54	14	14	100.0	0	65	4-3	

+ - Overtime



WILL FULLER V

WIDE RECEIVER

6-0 | 184 | NOTRE DAME

HOMETOWN: PHILADELPHIA, PA. | AGE: 24

3RD NFL SEASON | 3RD WITH TEXANS | ACQUIRED: D1-'16

2018 GP/GS: 6/6 | CAREER GP/GS (POST): 30/29 (2/2)

TEAMS: HOU 2016-18



15

TRANSACTIONS: Selected by the Houston Texans with the 21st pick in the first round (21st overall) of the 2016 NFL Draft.

2018 (Houston 6/6):

- ✦ Inactive Week 1 at New England (9/9)
- ✦ Recorded a team-high 113 receiving yards on eight receptions (14.1 avg.) and one touchdown at Tennessee (9/16)
- ✦ Led the team with 101 receiving yards on five receptions (20.2 avg.) and one touchdown vs. the N.Y. Giants (9/23). Became the first Texans player with 100-or-more receiving yards in back-to-back games since he accomplished the feat in Weeks 1-2 of the 2016 season
- ✦ Caught four passes for 49 yards (12.3 avg.) and one touchdown at Indianapolis (9/30). Extended his streak of games with a touchdown reception when QB Deshaun Watson starts to seven games. In those seven games with Watson, he has recorded 10 receiving touchdowns
- ✦ Notched two receptions for 15 yards (7.5 avg.) vs. Dallas (10/7)
- ✦ Finished tied for second on the team with 33 yards receiving on two catches (16.5 avg.) vs. Buffalo (10/14)
- ✦ Led the team with 68 yards receiving on six receptions (11.3 avg.) and eclipsed 100 career receptions at Jacksonville (10/21)

2017 (Houston 10/10):

- ✦ Despite only playing 10 games, compiled 423 yards receiving on 28 receptions and set a single-season career high with seven receiving touchdowns
- ✦ Tied for 19th in the NFL in receiving touchdowns and was the only player in the top-30 of receiving touchdowns with fewer than 11 games played
- ✦ Scored a touchdown on seven of his first 11 receptions of the season. Since 1991, no player in the NFL has reached seven receiving touchdowns on fewer receptions in a season
- ✦ Led the NFL with three games of two-or-more receiving touchdowns
- ✦ Became the fourth player in team history with a touchdown reception in four straight games, joining WR DeAndre Hopkins (2017), RB Arian Foster (2014) and WR Andre Johnson (2007, 2010-11)
- ✦ Made his season debut vs. Tennessee (10/1) and recorded four receptions for 35 yards and two touchdowns. This marked his first multi-touchdown reception game and he topped 50 career receptions during the game
- ✦ Finished with two receptions for 57 yards and two touchdowns while recording a 49-yard punt return vs. Kansas City (10/8)
- ✦ Caught two passes for 62 yards and a game-long 39-yard

touchdown pass vs. Cleveland (10/15), extending his touchdown streak to three games

- ✦ Hauled in five passes for a career-high 125 yards and two touchdowns at Seattle (10/29). On his first 11 receptions of the season, seven went for touchdowns, making Fuller V the first player since 1991 to accomplish the feat.

2016 (Houston 14/13, 2/2):

- ✦ Finished third in the NFL among rookie wideouts with 635 receiving yards and sixth with 47 receptions
- ✦ With 635 receiving yards this season, passed Jabar Gaffney (483 in 2002) for the third-most receiving yards by a rookie in Texans history
- ✦ With 47 receptions in 2016, tied Domanick Williams (47 in 2003) for the fourth-most receptions by a rookie in Texans history
- ✦ Only the second rookie in NFL history to record 300 scrimmage yards and a return touchdown in the first four games of a season, and first since 49ers RB Hugh McElhenny in 1952
- ✦ Among Texans rookies through their first four career games, Fuller tied for the most touchdowns (two) and ranked second in receiving yards (323) and third in receptions (19)
- ✦ Became the first Texans rookie to return a punt for a touchdown and was the first player in Texans history to record a receiving touchdown and a punt return touchdown in the same game vs. Tennessee (10/2). He was also the fourth NFL rookie in the past 15 years to accomplish the feat, joining WR Tavon Austin, WR T.Y. Hilton and WR Dez Bryant
- ✦ Caught five passes for a team-leading 107 yards and a touchdown in his first career NFL game vs. Chicago (9/11)
- ✦ Became the first rookie first-round draft choice with 100 receiving yards in a season opener since Steelers WR Louis Lipps vs. Kansas City (9/2/84)
- ✦ Finished second on the team with four receptions for 104 yards, averaging 26.0 yards per catch, vs. Kansas City (9/18)
- ✦ Became the first rookie in Texans history to open a season with two 100-yard receiving games
- ✦ Led the team with seven receptions for 81 yards and a touchdown, and also scored a touchdown on his first career punt return, a 67-yard score, vs. Tennessee (10/2)
- ✦ Active but did not play in Week 6 vs. Indianapolis (10/16) with an injury
- ✦ Caught four passes for 22 yards and logged his first career kickoff return for 19 yards at Denver (10/24) in Week 7
- ✦ Inactive for Week 10 at Jacksonville (11/13) with an injury
- ✦ Tied for second on the team with four receptions for 60 yards, including a long of 33 yards, and returned three punts for 27 yards vs. San Diego (11/27) in Week 12

TEXANS BIOS

- Registered five receptions for a team-leading 59 yards and a 16-yard punt return at Green Bay (12/4) in Week 13
- Logged four receptions for 42 yards and his first career rushing attempt, a three-yard loss, in addition to returning four punts for 38 yards and one kickoff return for 12 yards vs. Jacksonville (12/18) in Week 15
- Caught four passes for 37 yards vs. Oakland in the AFC Wild Card round, setting the franchise rookie mark for postseason receptions in a game and was the second-most receiving yards by a Texans rookie in a postseason game
- Registered three receptions for 16 yards at New England (1/14/17) in the AFC Divisional round and passed DeVier Posey (47 in 2012) for the most receiving yards by a rookie in Texans postseason history (53)

COLLEGE:

- Played three seasons (2013-15) at the University of Notre Dame in South Bend, Ind.
- Had 144 catches for 2,512 receiving yards and 30 touchdowns in his Fighting Irish career
- Named an Associated Press Second-Team All-American and Biletnikoff Award Semifinalist following his senior season in which he compiled 62 catches, 1,258 receiving yards and 14 receiving touchdowns
- Ranked third in the FBS with 15 touchdown catches as a junior in 2014
- Became the fourth player in school history with a pair of touchdown receptions of 72 yards or longer in a single season (Nick Eddy, 1964, Tim Brown, 1986, and Golden Tate, 2009)
- Averaged 17.4 yards per reception and 64.4 yards per game
- Finished second to Michael Floyd (37) for most receiving touchdowns in school history

- Played in 2013 Pinstripe Bowl, 2014 Music City Bowl and 2016 Fiesta Bowl

PERSONAL:

- Attended Roman Catholic High School in Philadelphia
- First-team receiver on 2012 Pennsylvania Sports Writers AAAA All-State football team
- Named as a receiver to Philadelphia Daily News All-City squad for 2012
- First-team receiver on Philadelphia Inquirer All-Southeastern Pennsylvania team
- Named MVP of Philadelphia Catholic League 4A
- Made 57 receptions in 2012 for 932 yards and eight touchdowns in 2012
- Had 10 catches for 232 yards and two touchdowns in a 2012 win over Cardinal O'Hara
- Also played cornerback
- Honorable mention Pennsylvania all-state pick as a junior
- Grabbed 46 receptions in 2011 for 758 yards and 10 touchdowns on an 8-3 Roman Catholic team
- All Catholic League 4A pick in 2011 as both a receiver and defensive back
- A first-team all-city selection as a sophomore in 2010 by *Philadelphia Daily News*
- Caught 39 passes for 650 yards and nine touchdowns in 2010
- Chosen for Semper Fidelis All-American Bowl and played for East squad
- Played for coach Joe McCort
- Son of Bill Fuller and Megan Mitchell
- Enrolled in the College of Arts and Letters, majoring in Africana studies

WILL FULLER V - NFL REGULAR SEASON STATISTICS

NFL TOTALS - NFL REGULAR SEASON STATISTICS													
				RECEIVING				RUSHING					
DATE	TEAM	GP	GS	NO.	YDS	AVG	LG	TD	NO.	YDS.	AVG.	LG	TD
2016	Texans	14	13	47	635	13.5	53	2	1	-3	-3.0	-3	0
2017	Texans	10	10	28	423	15.1	59t	7	2	9	4.5	5	0
2018	Texans	6	6	27	379	14.0	39t	3	0	0	0.0	0	0
NFL TOTALS		30	29	102	1,437	14.1	59t	12	3	6	2.0	5	0

WILL FULLER V - NFL POSTSEASON STATISTICS

WILL TELLER V - NFL POSTSEASON STATISTICS													
				RECEIVING					RUSHING				
DATE	TEAM	GP	GS	NO.	YDS	AVG	LG	TD	NO.	YDS.	AVG.	LG	TD
2016	Texans	2	2	7	53	7.6	19	0	0	0	0.0	0	0
NFL TOTALS		2	2	7	53	7.6	19	0	0	0	0.0	0	0

WILL FULLER V - NFL REGULAR SEASON RETURN STATISTICS

		KICKOFF RETURNS					PUNT RETURNS					
DATE	TEAM	RET.	YDS.	AVG.	LG	TD	NO.	FC	YDS	AVG	LG	TD
2016	Texans	2	31	15.5	19	0	11	6	165	15.0	67t	1
2017	Texans	0	0	0.0	0	0	9	6	135	15.0	49	0
2018	Texans	0	0	0.0	0	0	0	0	0	0.0	0	0
NFL TOTALS		2	31	15.5	19	0	20	12	300	15.0	67t	1

TEXANS BIOS

WILL FULLER V - NFL POSTSEASON RETURN STATISTICS

DATE TEAM	RET.	KICKOFF RETURNS					PUNT RETURNS				
		YDS.	AVG.	LG	TD	NO.	FC	YDS	AVG	LG	TD
2016 Texans	1	12	12.0	12	0	2	1	34	17.0	18	0
NFL TOTALS	1	12	12.0	12	0	2	1	34	17.0	18	0

SINGLE-GAME HIGHS: RUSHING/RECEIVING

Rush Attempts	1 vs. Kansas City Chiefs, Oct 08, 2017 ...2 more at 1.	Kickoff Return Yards	19 at Denver Broncos, Oct 24, 2016
Rushing Yards	5 vs. Kansas City Chiefs, Oct 08, 2017	Longest Kickoff Return	19 at Denver Broncos, Oct 24, 2016
Longest Runs	5 vs. Kansas City Chiefs, Oct 08, 2017	Fair Catches	2 at Jacksonville Jaguars, Dec 17, 2017 ...1 more at 2.
Receptions	8 at Tennessee Titans, Sep 16, 2018	Punt Return Yards	67 vs. Tennessee Titans, Oct 02, 2016
Receiving Yards	125 at Seattle Seahawks, Oct 29, 2017	Longest Punt Return	67t vs. Tennessee Titans, Oct 02, 2016
Longest Receptions	59t at Seattle Seahawks, Oct 29, 2017	Punt Returns	4 vs. Jacksonville Jaguars, Dec 18, 2016
Receiving TDs	2 at Seattle Seahawks, Oct 29, 2017 ...2 more at 2.	Punt Return TDs	1 vs. Tennessee Titans, Oct 02, 2016
All-purpose yards	152 at Seattle Seahawks, Oct 29, 2017	Most TDs	2 at Seattle Seahawks, Oct 29, 2017 ...3 more at 2.
Kickoff Returns	1 vs. Jacksonville Jaguars, Dec 18, 2016 ...1 more at 1.		

SINGLE-GAME HIGHS - POSTSEASON: RUSHING/RECEIVING

Receptions	4 vs. Oakland Raiders, Jan 07, 2017	Longest Kickoff Return	12 at New England Patriots, Jan 14, 2017
Receiving Yards	37 vs. Oakland Raiders, Jan 07, 2017	Fair Catches	1 at New England Patriots, Jan 14, 2017
Longest Receptions	19 vs. Oakland Raiders, Jan 07, 2017 ...1 more at 19.	Punt Return Yards	34 at New England Patriots, Jan 14, 2017
All-purpose yards	62 at New England Patriots, Jan 14, 2017	Longest Punt Return	18 at New England Patriots, Jan 14, 2017
Kickoff Returns	1 at New England Patriots, Jan 14, 2017	Punt Returns	2 at New England Patriots, Jan 14, 2017
Kickoff Return Yards	12 at New England Patriots, Jan 14, 2017		

100-YARD RECEIVING GAMES (5): REGULAR SEASON

DATE	TEAM	NO.	YDS.	AVG.	LG	TD
09/11/16	BEARS	5	107	21.4	35	1
09/18/16	CHIEFS	4	104	26.0	53	0
10/29/17	at Seahawks	5	125	25.0	59t	2
09/16/18	at Titans	8	113	14.1	39t	1
09/23/18	GIANTS	5	101	20.2	37	1

2018 GAME-BY-GAME REGULAR SEASON STATISTICS (TEXANS)

W	DATE	OPPONENT	P/S	RECEIVING				ATT	RUSHING			TD	W/L	SCORE
				NO	YDS	LG	TD		YDS	LG				
01	09/09	at Patriots											L	20-27
02	09/16	at Titans	S	8	113	39t	1	0	0	0	0	0	L	17-20
03	09/23	GIANTS	S	5	101	37	1	0	0	0	0	0	L	22-27
04	09/30	at Colts	S	4	49	22	1	0	0	0	0	0	W	37-34+
05	10/07	COWBOYS	S	2	15	10	0	0	0	0	0	0	W	19-16+
06	10/14	BILLS	S	2	33	17	0	0	0	0	0	0	W	20-13
07	10/21	at Jaguars	S	6	68	18	0	0	0	0	0	0	W	20-7
2018 TOTALS				6-6	27	379	39t	3	0	0	0	0	4-3	

+ - Overtime



ZACH FULTON

CENTER/GUARD

6-5 | 321 | TENNESSEE

HOMETOWN: HOMEWOOD, ILL. | AGE: 27

5TH NFL SEASON | 1ST WITH TEXANS | ACQUIRED: UFA-'18 (KC)

2018 GP/GS: 6/6 | CAREER GP/GS (POST): 69/52 (4/4)

TEAMS: KC 2014-17; HOU 2018



73

TRANSACTIONS: Selected by the Kansas City Chiefs with the 17th pick in the sixth round (193rd overall) of the 2014 NFL Draft...Signed by the Houston Texans as an unrestricted free agent on March 15, 2018.

2018 (Houston 6/6):

- Started at right guard in his Texans debut at New England (9/9) and helped post the second-highest team rushing total (167) in a season opener in franchise history
- Started at right guard and helped record a second-consecutive game with more than 140 team rushing yards at Tennessee (9/16)
- Started at right guard vs. the N.Y. Giants (9/23)
- Started at right guard and helped the Texans record 466 yards of total offense at Indianapolis (9/30)
- Started at right guard and helped the Texans offense record 462 yards of total offense vs. Dallas (10/7)
- Started at right guard vs. Buffalo (10/14)
- Inactive Week 7 at Jacksonville (10/21)

2017 (Kansas City 15/12, 1/1):

- Played in 15 games, starting eight games at center, three games at left guard and one at right guard
- Was part of an offensive unit that ranked first in the NFL in rushing yards per play and ninth in rushing yards per game
- In his first start of the season at center, helped pave the way for Chiefs RB Kareem Hunt's 172-yard rushing performance at Los Angeles (9/24) in Week 3
- Started at center in AFC Wild Card Playoff vs. Tennessee (1/6/18)

2016 (Kansas City 16/12, 1/1):

- Appeared in all 16 games, starting 12 games at left guard

2015 (Kansas City 16/6, 2/2):

- Appeared in all 16 games
- Started at right guard at Cincinnati (10/4) in Week 4, vs. Chicago (10/11) in Week 5 and at Minnesota (10/18) in Week 6
- Started at center at Oakland (12/6) in Week 13
- Started at left guard vs. San Diego (12/13) in Week 14 and at Baltimore (12/20) in Week 15
- Started at center in his postseason debut and helped pave the way for 141 yards on the ground at Houston in the AFC Wild Card Playoff (1/9/16)

2014 (Kansas City 16/16):

- Started all 16 games at right guard during his rookie campaign
- Was the first Chiefs sixth round selection to start Week 1 since CB Steve Taylor in 1976
- Was the only rookie to start in the club's opening game of 2014

COLLEGE:

- Played four seasons (2010-13) at the University of Tennessee in Knoxville, Tenn.
- Saw action in 47 games and made 40 starts during his collegiate career
- Started 40 of his last 42 games at right guard for the Volunteers
- Earned SEC Offensive Lineman of the Week (9/3/12)

PERSONAL:

- Full name is Zachery Quinn Fulton
- Son of Glen and Alma Fulton
- Attended Homewood-Flossmoor High School
- Selected to PrepStar Magazine's All-Region team and was named all-conference as a senior in 2009

ZACH FULTON - NFL REGULAR SEASON STATISTICS

DATE	TEAM	GP	GS
2014	Chiefs	16	16
2015	Chiefs	16	6
2016	Chiefs	16	12
2017	Chiefs	15	12
2018	Texans	6	6
NFL TOTALS		69	52

TEXANS BIOS

ZACH FULTON - NFL POSTSEASON STATISTICS

DATE TEAM GP GS

2015 Chiefs 2 2

2016 Chiefs 1 1

2017 Chiefs 1 1


NFL 4 4

TOTALS

2018 GAME-BY-GAME REGULAR SEASON STATISTICS (TEXANS)

W	DATE	OPPONENT	P/S	W/L	SCORE
01	09/09	at Patriots	S	L	20-27
02	09/16	at Titans	S	L	17-20
03	09/23	GIANTS	S	L	22-27
04	09/30	at Colts	S	W	37-34+
05	10/07	COWBOYS	S	W	19-16+
06	10/14	BILLS	S	W	20-13
07	10/21	at Jaguars	INACTIVE	W	20-7
2018 TOTALS		6-6		4-3	

+ - Overtime



RYAN GRIFFIN

TIGHT END

6-6 | 264 | CONNECTICUT

HOMETOWN: LONDONDERRY, N.H. | AGE: 28

6TH NFL SEASON | 6TH WITH TEXANS | ACQUIRED: D6D-'13

2018 GP/GS: 6/6 | CAREER GP/GS (POST): 69/31 (3/2)

TEAMS: HOU 2013-18



84

TRANSACTIONS: Selected by the Houston Texans with the 33rd pick in the sixth round (201st overall) in the 2013 NFL Draft...Re-signed with the Texans on March 13, 2017.

2018 (Houston 6/6):

- Started at tight end at New England (9/9) and helped post the second-highest team rushing total (167) in a season opener in franchise history
- Caught one pass for 19 yards at Tennessee (9/16)
- Recorded two receptions for 44 yards (22.0 avg.) vs. the N.Y. Giants (9/23)
- Hauled in one reception for 12 yards at Indianapolis (9/30)
- Tallied 65 yards on six receptions (10.8 avg.) vs. Dallas (10/7). Registered the most receptions and receiving yards in a game since Week 15 of the 2016 season vs. Jacksonville. Passed Joel Dreessen (1,323) for the second-most career receiving yards by a tight end in franchise history
- Started at tight end vs. Buffalo (10/14)
- Inactive Week 7 at Jacksonville (10/21)

2017 (Houston 7/6):

- Hauled in 13 passes for 158 yards and one touchdown in seven games played
- Started his 20th career game vs. Jacksonville (9/10)
- Caught five passes, including his 100th career reception, for 61 yards and a touchdown at New England (9/24)
- Named a team captain before the game and caught two passes for 13 yards vs. Tennessee (10/1)
- Caught three passes for 52 yards vs. Cleveland (10/15), passing Billy Miller (108) for the 10th-most receptions in team history and second-most receptions by a tight end in Texans history and passed Billy Miller (1,146) for the 11th-most receiving yards in team history and third-most receiving yards by a tight end in Texans history
- Placed on the Reserve/Injured list on Nov. 10

2016 (Houston 16/5, 2/1):

- Caught 50 passes for 442 yards and two touchdowns in 16 games played
- Part of a Texans TE corps that improved by NFL bests of 102 targets, 74 receptions and 4.6 receptions per game over its 2015 totals and finished with second-best increases of 646 receiving yards and 40.4 receiving yards per game
- Hauled in two passes for 17 yards, including a crucial third-down conversion in the fourth quarter, vs. Chicago (9/11)
- Caught one pass for five yards vs. Kansas City (9/18)

- Led the team and set a single-game career high with eight receptions for 52 yards at New England (9/22)
- Totaled three receptions for 54 yards vs. Tennessee (10/2) in Week 4
- Caught a career-long 45-yard pass from QB Brock Osweiler in the first quarter vs. Tennessee (10/2), marking the third-longest reception by a tight end in Texans history
- Made his first start of the season and caught two passes for eight yards at Minnesota (10/9) in Week 5
- Grabbed three passes for 34 yards, including a 23-yard reception, vs. Detroit (10/30) in Week 8
- Scored his first touchdown of the season and fifth of his career on a 1-yard pass from QB Brock Osweiler in the first quarter at Jacksonville (11/13) in Week 10
- Logged three receptions for 32 yards and set a single-season career high in receiving yards (253), surpassing his previous best of 251 yards in 2015, at Oakland (11/21) in Week 11
- Tied for second on the team with four receptions for 36 yards vs. San Diego (11/27) in Week 12
- Finished with four receptions for 35 yards and scored on a six-yard touchdown pass from QB Brock Osweiler on 4th-and-goal at Green Bay (12/4) in Week 13
- Set a single-game career high with 85 receiving yards and tied his personal-best with eight receptions vs. Jacksonville (12/18) in Week 15
- Matched his postseason totals from 2015 with three receptions for 29 yards vs. Oakland (1/7/17) in the AFC Wild Card round

2015 (Houston 9/4, 1/1):

- Played in nine games (four starts) and tallied 20 receptions for 251 yards and two touchdowns
- Started and made one catch for 18 yards vs. Kansas City (9/13)
- Spent Weeks 2-9 on the Reserve/Injured-Designated for Return list
- Played and started his first game since the season opener and caught three passes for 36 yards, which was the team's second-highest total at Cincinnati (11/16)
- Had four catches for a season-high 72 yards and a touchdown vs. New Orleans (11/29). Caught his first touchdown of the season and third of his career on a 10-yard pass from QB Brian Hoyer on the opening possession of the game. Posted a season-long 36-yard reception in the third quarter
- Finished with three catches for 29 yards and a touchdown at Buffalo (12/6). Caught an eight-yard touchdown pass in the first quarter, his second of the season. The score marked his second straight game with a touchdown (12/6)

TEXANS BIOS

- Started the AFC Wild Card Game vs. Kansas City (1/9/16) and caught three passes for 29 yards

2014 (Houston 16/2):

- Played in 16 games with two starts and had 10 catches for 91 yards and a touchdown
- Caught an 8-yard touchdown pass from QB Ryan Fitzpatrick on the Texans' opening drive vs. Tennessee (11/30) in Week 13. It was his first touchdown of the season and second of his career
- Made a season-long 25-yard catch at Jacksonville (12/7) in Week 14
- Had two catches in his first start of the year at Indianapolis (12/14)
- Had a season-high three catches and matched a season high with 25 yards vs. Baltimore (12/21) in Week 16
- Started vs. Jacksonville (12/28) in Week 17 and made one catch for eight yards

2013 (Houston 15/8):

- Hauled in 19 passes for 244 yards and one touchdown as a rookie
- Recorded the first two receptions of his career for 18 yards (9.0 avg.) vs. St. Louis (10/13)
- Made his first career start and saw action on special teams at Kansas City (10/20)
- Caught the first touchdown reception of his career on a two-yard pass at Arizona (11/10)
- Inactive due to a concussion vs. Oakland (11/17) in Week 11
- Caught a 37-yard pass in his return to action vs. Jacksonville (11/24) in Week 12

- Recorded a team-high six receptions for 62 yards at Indianapolis (12/15)
- Caught five passes for 66 yards, including a 40-yard reception vs. Denver (12/22) in Week 16

COLLEGE:

- Played four seasons (2009-12) at the University of Connecticut in Storrs, Conn. after redshirting the 2008 campaign
- Two-time second-team All-Big East selection
- Ranked second among tight ends in the Connecticut record books with 10 receiving touchdowns and 116 career receptions
- Played in the Raycom College Football All-Star Classic
- Caught 29 passes for 484 yards and a career-high six touchdown receptions and was named second-team All-Big East for the second straight season as a senior in 2012
- Second-team All-Big East selection as a junior and had three receiving touchdowns and a two-point conversion for 20 points in 2011
- Played in all 13 games and started eight as a sophomore
- Saw action in 11 games (10 starts) as a freshman, including the Papajohns.com Bowl vs. South Carolina (1/2/10)
- Redshirted in 2008
- Majoring in communications science

PERSONAL:

- Attended Londonberry (N.H.) High School
- Named first-team all-state by the Nashua Union-Leader and Varsity Magazine
- Carried the ball 95 times for 749 yards and was a team captain as a senior

RYAN GRIFFIN - NFL REGULAR SEASON STATISTICS

DATE	TEAM	GP	GS	RECEIVING					RUSHING				
				NO.	YDS	AVG	LG	TD	NO.	YDS.	AVG.	LG	TD
2013	Texans	15	8	19	244	12.8	40	1	0	0	0.0	0	0
2014	Texans	16	2	10	91	9.1	25	1	0	0	0.0	0	0
2015	Texans	9	4	20	251	12.6	37	2	0	0	0.0	0	0
2016	Texans	16	5	50	442	8.8	45	2	0	0	0.0	0	0
2017	Texans	7	6	13	158	12.2	35	1	0	0	0.0	0	0
2018	Texans	6	6	10	140	14.0	32	0	0	0	0.0	0	0
NFL TOTALS		69	31	122	1,326	10.9	45	7	0	0	0.0	0	0

RYAN GRIFFIN - NFL POSTSEASON STATISTICS

DATE	TEAM	GP	GS	RECEIVING					RUSHING				
				NO.	YDS	AVG	LG	TD	NO.	YDS.	AVG.	LG	TD
2015	Texans	1	1	3	29	9.7	15	0	0	0	0.0	0	0
2016	Texans	2	1	3	29	9.7	13	0	0	0	0.0	0	0
NFL TOTALS		3	2	6	58	9.7	15	0	0	0	0.0	0	0

SINGLE-GAME HIGHS: RUSHING/RECEIVING

Receptions 8 vs. Jacksonville Jaguars, Dec 18, 2016
...1 more at 8.

Receiving Yards 85 vs. Jacksonville Jaguars, Dec 18, 2016

Longest Receptions 45 vs. Tennessee Titans, Oct 02, 2016

Receiving TDs 1 at New England Patriots, Sep 24, 2017
...6 more at 1.

All-purpose yards 85 vs. Jacksonville Jaguars, Dec 18, 2016

Special Teams Tackles 1 vs. Indianapolis Colts, Oct 09, 2014
...3 more at 1.

Most TDs 1 at New England Patriots, Sep 24, 2017
...6 more at 1.

TEXANS BIOS

SINGLE-GAME HIGHS - POSTSEASON: RUSHING/RECEIVING

Receptions	3 vs. Oakland Raiders, Jan 07, 2017 ...1 more at 3.	Longest Receptions	15 vs. Kansas City Chiefs, Jan 09, 2016
Receiving Yards	29 vs. Oakland Raiders, Jan 07, 2017 ...1 more at 29.	All-purpose yards	29 vs. Oakland Raiders, Jan 07, 2017 ...1 more at 29.

2018 GAME-BY-GAME REGULAR SEASON STATISTICS (TEXANS)

W	DATE	OPPONENT	P/S	RECEIVING				RUSHING				W/L	SCORE
				NO	YDS	LG	TD	ATT	YDS	LG	TD		
01	09/09	at Patriots	S	0	0	0	0	0	0	0	0	L	20-27
02	09/16	at Titans	S	1	19	19	0	0	0	0	0	L	17-20
03	09/23	GIANTS	S	2	44	32	0	0	0	0	0	L	22-27
04	09/30	at Colts	S	1	12	12	0	0	0	0	0	W	37-34+
05	10/07	COWBOYS	S	6	65	13	0	0	0	0	0	W	19-16+
06	10/14	BILLS	S	0	0	0	0	0	0	0	0	W	20-13
07	10/21	at Jaguars					INACTIVE					W	20-7
2018 TOTALS			6-6	10	140	32	0	0	0	0	0	4-3	

+ - Overtime



ANDRE HAL

SAFETY

5-10 | 184 | VANDERBILT

HOMETOWN: PORT ALLEN, LA. | AGE: 26

5TH NFL SEASON | 5TH WITH TEXANS | ACQUIRED: D7A-'14

2018 GP/GS: 1/1 | CAREER GP/GS (POST): 62/39 (3/3)

TEAMS: HOU 2014-18



29

TRANSACTIONS: Selected by the Houston Texans with the first pick in the seventh round (216th overall) of the 2014 NFL Draft...Re-signed by the Texans on Sept. 1, 2017.

2018 (Houston 1/0):

- Placed on the Reserve/Non-Football Illness list on Sept. 1
- Activated from the Reserve/Non-Football Illness list prior to Week 7
- Started at safety and recorded one total tackle in his season debut at Jacksonville (10/21)

2017 (Houston 16/16):

- Led the Texans in interceptions (three), tied for first in forced fumbles (two) and set a new single-season career high with 71 total tackles in 16 games
- Also had five passes defended, three tackles for loss and one quarterback hit
- Leads the Texans in interceptions with nine since joining the team in 2014
- Started and recorded six total tackles and one tackle for loss in the season opener vs. Jacksonville (9/10)
- Totaled four tackles, one pass defended and the first forced fumble of his career at New England (9/24)
- Started his fourth consecutive game and made four tackles while posting the second multi-interception game of his career vs. Tennessee (10/1)
- Tallied a career-high nine total tackles and one pass defended vs. Kansas City (10/8)
- Made a combined five total tackles at Seattle (10/29)
- Logged four solo tackles and produced five total vs. Indianapolis (11/5)
- Registered four total tackles and one tackle for loss in his ninth start of the season at the Los Angeles Rams (11/12)
- Totaled four tackles and notched his third interception of the year vs. Arizona (11/19)
- Finished with three total tackles while surpassing 100 career solo tackles at Baltimore (11/27)
- Produced five total tackles and forced his second fumble of the season at Tennessee (12/3)
- Registered three solo tackles and one quarterback hit, the second of his career, vs. San Francisco (12/10)
- Finished with seven total tackles, including a season-high five solo tackles vs. Pittsburgh (12/25)
- Produced four total tackles and one tackle for loss at Indianapolis (12/31)

2016 (Houston 15/11, 2/2):

- Completed his second full season as a safety and logged 46 total tackles, two tackles for loss, 1.0 sack and one quarterback hit
- Registered the team's first interception of the year when he picked off Bears QB Jay Cutler in the third quarter vs. Chicago (9/11)
- Notched interceptions in back-to-back games for the first time in his career, having picked off a pass in the 2015 regular season finale against Jacksonville
- Tallied four total tackles (two solo) and a pass defended vs. Kansas City (9/18)
- Made four total tackles (two solo) at New England (9/22) in Week 3
- Matched a career high with two passes defended and contributed four total tackles (three solo) vs. Tennessee (10/2) in Week 4
- Registered the first sack of his career and matched a season high with four total tackles (two solo) vs. Indianapolis (10/16) in Week 6
- Logged three solo tackles on defense and tied for second on the team with a career-high two special teams tackles vs. Detroit (10/30) in Week 8
- Active but did not play in Week 13 at Green Bay (12/4)
- Tied a career high with two passes defended, including an interception of Colts QB Andrew Luck that he returned 24 yards, at Indianapolis (12/11) in Week 14
- Matched his season high with four total tackles (two solo) vs. Jacksonville (12/18) in Week 15
- Tied his career high with seven total tackles (four solo) vs. Cincinnati (12/24) in Week 16
- Registered six tackles (four solo) and his first career playoff pass defended vs. Oakland (1/7/17) in the AFC Wild Card round
- Picked off Patriots QB Tom Brady in the third quarter for his first career postseason interception and finished second on the team with six tackles (four solo) at New England (1/14/17) in the AFC Divisional round

2015 (Houston 16/11, 1/1):

- In his first season at the safety position, played in all 16 games (11 starts) and led the team with four interceptions. Also posted 34 tackles (26 solo), 10 passes defended and one tackle for loss
- His four interceptions tied for the third-highest single-season total by a safety in Texans history
- In his first career start at safety, recorded the first two interceptions of his career, including one returned for a touchdown, at Jacksonville (10/18). Became the second player in Texans history to record at least two interceptions, including one returned for a touchdown (Aaron Glenn, 12/8/02, 2 INTs returned for TDs). Became the first Texans player with two interceptions in

TEXANS BIOS

- a game since CB Kareem Jackson vs. Baltimore (12/21/14)
- Intercepted Jets QB Ryan Fitzpatrick on New York's final offensive possession to seal the game for the Texans (11/22). Marked his third interception of the season and of his career
- Finished third on the team with five total tackles and contributed one pass defended at Buffalo (12/6)
- Recorded his first career tackle for loss in the fourth quarter when he brought down Colts RB Frank Gore for a loss of three yards at Indianapolis (12/20). Also added one pass defended in the game
- Led the team with two passes defended at Tennessee (12/27)
- Totaled four tackles (three solo), two passes defended and an interception vs. Jacksonville (1/3/16). Caught his fourth interception of the season, which tied him with Bernard Pollard (four in 2009) for the third-most interceptions by a safety in a season in team history
- Started his first postseason contest in the AFC Wild Card Game vs. Kansas City (1/9/16) and recorded five tackles, including two solo stops

2014 (Houston 14/0):

- Played in 14 games, made 18 total tackles and had four passes defended
- Recorded a special teams tackle in his NFL debut vs. Washington (9/7)
- Notched a pass defended at Oakland (9/14)
- Registered his first career tackle, finished with five total tackles and a pass defended at Dallas (10/5) in Week 5

- Made four total tackles at Pittsburgh (10/20) in Week 7
- Recorded a pair of tackles at Tennessee (10/26) in Week 8
- Registered a season-high seven total tackles and two passes defended vs. Philadelphia (11/2) on Week 9
- Inactive in Weeks 14-15

COLLEGE:

- Played four seasons (2009-13) at Vanderbilt University in Nashville, Tenn.
- Appeared in 50 games and started 29
- Made 133 career total tackles with six interceptions and 37 passes defended
- Two-time second-team All-SEC (2012,13)

PERSONAL:

- Senior captain and four-year starter at Port Allen (La.) High School
- Named defensive MVP as a senior after notching 53 total tackles and four interceptions
- Earned first team 3A All-State honors after returning five kickoffs for scores
- As a junior, posted five interceptions
- Standout in basketball and track & field and former starter on hoops squad
- Member of 3A state champion 4x200-meter relay foursome that also set state record

ANDRE HAL - NFL REGULAR SEASON STATISTICS

DATE	TEAM	GP	GS	TACKLES						INTERCEPTIONS						FUMBLES						ST				MISC			
				TK	S	A	TFL	YDS	SK	YDS	QBH	NO	YDS	LG	TD	PD	FF	FR	YDS	TK	S	A	FF	FR	S	A	FF	FR	S
2014	Texans	14	0	18	15	3	0	0	0.0	0.0	0	0	0	0	0	4	0	0	0	3	3	0	0	0	0	0	0	0	
2015	Texans	16	11	34	26	8	1	3	0.0	0.0	0	4	54	31t	1	10	0	0	0	2	1	1	0	0	0	0	0		
2016	Texans	15	11	46	31	15	2	12	1.0	7.0	1	2	36	24	0	7	0	0	0	2	1	1	0	0	0	0	0		
2017	Texans	16	16	71	47	24	3	8	0.0	0.0	1	3	10	7	0	5	2	0	0	0	0	0	0	0	0	0	0		
2018	Texans	1	1	1	1	0	0	0	0.0	0.0	0	0	0	0	0	0	0	0	0	0	0	0	0	0	0	0	0		
NFL TOTALS		62	39	170	120	50	6	23	1.0	7.0	2	9	100	31t	1	26	2	0	0	7	5	2	0	0	0	0	0		

ANDRE HAL - NFL POSTSEASON STATISTICS

		TACKLES										INTERCEPTIONS					FUMBLES					ST					MISC			
DATE	TEAM	GP	GS	TK	S	A	TFL	YDS	SK	YDS	QBH	NO	YDS	LG	TD	PD	FF	FR	YDS	TK	S	A	FF	FR	S	A				
2015	Texans	1	1	5	2	3	0	0	0.0	0.0	0	0	0	0	0	0	0	0	0	0	0	0	0	0	0	0				
2016	Texans	2	2	12	7	5	0	0	0.0	0.0	0	1	6	6	0	3	0	0	0	0	0	0	0	0	0	0				
NFL TOTALS		3	3	17	9	8	0	0	0.0	0.0	0	1	6	6	0	3	0	0	0	0	0	0	0	0	0	0				

SINGLE-GAME HIGHS: DEFENSIVE

Total Tackles 9 vs. Kansas City Chiefs, Oct 08, 2017
Sacks 1.0 vs. Indianapolis Colts, Oct 16, 2016
Passes Defended 2 vs. Tennessee Titans, Oct 01, 2017
 ...6 more at 2.
Forced Fumbles 1 at Tennessee Titans, Dec 03, 2017
 ...1 more at 1.

Tackles For Loss 1 at Indianapolis Colts, Dec 31, 2017
 ...5 more at 1.
Interceptions 2 vs. Tennessee Titans, Oct 01, 2017
 ...1 more at 2.
Interception Return Yards 34 at Jacksonville Jaguars, Oct 18, 2015
Special Teams Tackles 2 vs. Detroit Lions, Oct 30, 2016

SINGLE-GAME HIGHS - POSTSEASON: DEFENSIVE

Total Tackles 6 at New England Patriots, Jan 14, 2017
 ...1 more at 6.
Passes Defended 2 at New England Patriots, Jan 14, 2017

Interceptions 1 at New England Patriots, Jan 14, 2017
Interception Return Yards 6 at New England Patriots, Jan 14, 2017

TEXANS BIOS

2017 GAME-BY-GAME REGULAR SEASON STATISTICS (TEXANS)

				EOW CARE OF GAME REGULAR SEASON STATISTICS (YEARLY)																									
				TACKLES							INTERCEPTIONS					FUMBLES			ST					MISC					
W	DATE	OPPONENT		TK	S	A	SK	YDS	TFL	YDS	QBH	NO	YDS	LG	TD	PD	FF	FR	YDS	TK	S	A	FF	FR	S	A	W/L	SCORE	
01	09/10	JAGUARS	S	6	3	3	0.0	0.0	1	1	0	0	0	0	0	0	0	0	0	0	0	0	0	0	0	0	0	L	7-29
02	09/14	at Bengals	S	2	1	1	0.0	0.0	0	0	0	0	0	0	0	0	0	0	0	0	0	0	0	0	0	0	W	13-9	
03	09/24	at Patriots	S	4	3	1	0.0	0.0	0	0	0	0	0	0	0	1	1	0	0	0	0	0	0	0	0	0	L	33-36	
04	10/01	TITANS	S	4	1	3	0.0	0.0	0	0	0	2	3	3	0	2	0	0	0	0	0	0	0	0	0	0	W	57-14	
05	10/08	CHIEFS	S	9	4	5	0.0	0.0	0	0	0	0	0	0	0	1	0	0	0	0	0	0	0	0	0	0	L	34-42	
06	10/15	BROWNS	S	2	1	1	0.0	0.0	0	0	0	0	0	0	0	0	0	0	0	0	0	0	0	0	0	0	W	33-17	
08	10/29	at Seahawks	S	5	3	2	0.0	0.0	0	0	0	0	0	0	0	0	0	0	0	0	0	0	0	0	0	0	L	38-41	
09	11/05	COLTS	S	5	4	1	0.0	0.0	0	0	0	0	0	0	0	0	0	0	0	0	0	0	0	0	0	0	L	14-20	
10	11/12	at Rams	S	4	4	0	0.0	0.0	1	5	0	0	0	0	0	0	0	0	0	0	0	0	0	0	0	0	L	7-33	
11	11/19	CARDINALS	S	4	3	1	0.0	0.0	0	0	0	1	7	7	0	1	0	0	0	0	0	0	0	0	0	0	W	31-21	
12	11/27	at Ravens	S	3	3	0	0.0	0.0	0	0	0	0	0	0	0	0	0	0	0	0	0	0	0	0	0	0	L	16-23	
13	12/03	at Titans	S	5	4	1	0.0	0.0	0	0	0	0	0	0	0	0	1	0	0	0	0	0	0	0	0	0	L	13-24	
14	12/10	49ERS	S	3	3	0	0.0	0.0	0	0	1	0	0	0	0	0	0	0	0	0	0	0	0	0	0	0	L	16-26	
15	12/17	at Jaguars	S	4	2	2	0.0	0.0	0	0	0	0	0	0	0	0	0	0	0	0	0	0	0	0	0	0	L	7-45	
16	12/25	STEELERS	S	7	5	2	0.0	0.0	0	0	0	0	0	0	0	0	0	0	0	0	0	0	0	0	0	0	L	6-34	
17	12/31	at Colts	S	4	3	1	0.0	0.0	1	2	0	0	0	0	0	0	0	0	0	0	0	0	0	0	0	0	L	13-22	
2017 TOTALS				16-16	71	47	24	0.0	0.0	3	8	1	3	10	7	0	5	2	0	0	0	0	0	0	0	0	0	4-12	

2018 GAME-BY-GAME REGULAR SEASON STATISTICS (TEXANS)

			TACKLES								INTERCEPTIONS					FUMBLES			ST					MISC			
W	DATE	OPPONENT	TK	S	A	SK	YDS	TFL	YDS	QBH	NO	YDS	LG	TD	PD	FF	FR	YDS	TK	S	A	FF	FR	S	A	W/L	SCORE
01	09/09	at Patriots										RESERVE/NFILL														L	20-27
02	09/16	at Titans										RESERVE/NFILL														L	17-20
03	09/23	GIANTS										RESERVE/NFILL														L	22-27
04	09/30	at Colts										RESERVE/NFILL														W	37-34+
05	10/07	COWBOYS										RESERVE/NFILL														W	19-16+
06	10/14	BILLS										RESERVE/NFILL														W	20-13
07	10/21	at Jaguars	S	1	1	0	0.0	0.0	0	0	0	0	0	0	0	0	0	0	0	0	0	0	0	0	0	W	20-7
2018 TOTALS		1-1	1	1	0	0.0	0.0	0	0	0	0	0	0	0	0	0	0	0	0	0	0	0	0	0	0	4-3	

+ - Overtime



JOEL HEATH

DEFENSIVE END

6-6 | 302 | MICHIGAN STATE

HOMETOWN: CINCINNATI, OHIO | AGE: 25

3RD NFL SEASON | 3RD WITH TEXANS | ACQUIRED: CFA-'16

2018 GP/GS: 4/0 | CAREER GP/GS (POST): 29/15 (2/0)

TEAMS: HOU 2016-18



93

TRANSACTIONS: Signed by the Houston Texans as a college free agent on May 5, 2016.

2018 (Houston 4/0):

- ✦ Inactive Week 1 at New England (9/9)
- ✦ Made his season debut as a reserve defensive lineman at Tennessee (9/16)
- ✦ Inactive Week 3 vs. the N.Y. Giants (9/23)
- ✦ Recorded one solo stop at Indianapolis (9/30)
- ✦ Contributed on defense as a reserve defensive lineman vs. Dallas (10/7)
- ✦ Recorded one total tackle (one solo) vs. Buffalo (10/14)

2017 (Houston 13/9):

- ✦ Recorded 24 total tackles (17 solo), 1.0 sack, one tackle for loss and one quarterback hit in 13 games
- ✦ Started Weeks 1-4 at defensive end and posted four total tackles through the first quarter of the season
- ✦ Tallied four total tackles and produced his first sack of the season vs. Kansas City (10/8)
- ✦ Returned from injury to start his sixth game of the season and produced a pair of tackles vs. Arizona (11/19)
- ✦ Made one tackle at Baltimore (11/27)
- ✦ Started his eighth game of the season and tallied one solo tackle at Tennessee (12/3)
- ✦ Tallied three total tackles vs. San Francisco (12/10)
- ✦ Made a career-high five total tackles at Jacksonville (12/17)
- ✦ Logged his ninth start of the season and registered two total tackles vs. Pittsburgh (12/25)

2016 (Houston 12/6, 2/0):

- ✦ Compiled eight total tackles (five solo), 2.0 sacks, four quarterback hits and two tackles for loss in 12 games played
- ✦ Inactive for Weeks 1-2
- ✦ Made his regular season NFL debut and contributed with one tackle at New England (9/22) in Week 3
- ✦ Inactive for Week 4 vs. Tennessee (10/2)
- ✦ Played 17 snaps on defense and made one solo tackle at Minnesota (10/9) in Week 5
- ✦ Inactive for Week 7 at Denver (10/24)
- ✦ Made his first career start at Oakland (11/21) in Week 11
- ✦ Started at defensive end and logged one tackle and his first career quarterback hit vs. San Diego (10/27) in Week 12
- ✦ Became the first undrafted rookie and sixth overall rookie in franchise history (first since OLB Whitney Mercilus in 2012) with

2.0 sacks in a game when he brought down Titans QB Matt Cassel in the first and fourth quarters at Tennessee (1/1/17) in Week 17

- ✦ His 2.0-sack game at Tennessee (1/1/17) made him the only undrafted rookie in the NFL to accomplish the feat in 2016 and made him just the 35th player in league history to do so since sacks became an official statistic in 1982
- ✦ Made two solo tackles in his first career postseason game vs. Oakland (1/7/17) in the AFC Wild Card round

COLLEGE:

- ✦ Played four seasons (2012-15) at Michigan State University in East Lansing, Mich. after redshirting the 2011 campaign
- ✦ Three-year letterwinner played in 39 career games, including 24 starts for the Spartans
- ✦ Two-year starter on the defensive line (2014-15)
- ✦ Had 60 career total tackles, including 10.5 for losses and 4.5 sacks
- ✦ Named honorable mention All-Big Ten (media) as a senior in 2015 after recording a career-high 31 total tackles, including 5.5 for losses (26 yards) and 2.0 sacks (11 yards)
- ✦ Earned his bachelor's degree in interdisciplinary studies in social science in Dec. 2015
- ✦ Collected six tackles in two bowl games (2015 Cotton, 2015 College Football Playoff Semifinal at Cotton Bowl)
- ✦ Had a productive game in the 2015 Cotton Bowl Classic win over No. 4 Baylor, tallying three stops

PERSONAL:

- ✦ Attended Mount Healthy Jr/Sr High School in Cincinnati
- ✦ Represented the Ohio All-Stars in the June 2011 Big 33 Classic in Hershey, Pa.
- ✦ Rated among the nation's top defensive ends by Scout.com (No. 26)
- ✦ Named to SuperPrep's and PrepStar's All-Midwest Teams
- ✦ Ranked among Ohio's top seniors by Rivals.com (No. 49)
- ✦ Three-year starter for Coach Arvie Crouch
- ✦ Two-time first-team All-Ohio (Division II) selection by the Associated Press
- ✦ Named AP All-Ohio Division II Co-Defensive Player of the Year as a senior
- ✦ Two-time first-team AP Southwest All-District pick
- ✦ Selected AP Southwest All-District Defensive Player of the Year in 2010
- ✦ Two-time first-team all-conference choice
- ✦ Voted Fort Ancient Valley Conference Co-Athlete of the Year as

TEXANS BIOS

a senior
 Named to Cincinnati Enquirer's All-Area (Division II-VI) Team as a junior

Recorded 41 tackles (22 solos, 19 assists) in 2009, finishing third in the conference with 6.5 sacks

JOEL HEATH - NFL REGULAR SEASON STATISTICS

		TACKLES									INTERCEPTIONS					FUMBLES					ST				MISC	
DATE	TEAM	GP	GS	TK	S	A	TFL	YDS	SK	YDS	QBH	NO	YDS	LG	TD	PD	FF	FR	YDS	TK	S	A	FF	FR	S	A
2016	Texans	12	6	8	5	3	2	11	2.0	11.0	4	0	0	0	0	0	0	0	0	0	0	0	0	0	0	0
2017	Texans	13	9	24	17	7	1	1	1.0	1.0	1	0	0	0	0	0	0	0	0	0	0	0	0	0	0	0
2018	Texans	4	0	2	2	0	0	0	0.0	0.0	0	0	0	0	0	0	0	0	0	0	0	0	0	0	0	0
NFL TOTALS		29	15	34	24	10	3	12	3.0	12.0	5	0	0	0	0	0	0	0	0	0	0	0	0	0	0	0

JOEL HEATH - NFL POSTSEASON STATISTICS

2016 TEXANS - WEEK 20 GAMES - STATISTICS																											
		TACKLES								INTERCEPTIONS					FUMBLES					ST				MISC			
DATE	TEAM	GP	GS	TK	S	A	TFL	YDS	SK	YDS	QBH	NO	YDS	LG	TD	PD	FF	FR	YDS	TK	S	A	FF	FR	S	A	
2016	Texans	2	0	2	2	0	0	0	0.0	0.0	0	0	0	0	0	0	0	0	0	0	0	0	0	0	0	0	
NFL TOTALS		2	0	2	2	0	0	0	0.0	0.0	0	0	0	0	0	0	0	0	0	0	0	0	0	0	0	0	

SINGLE-GAME HIGHS: DEFENSIVE

Total Tackles 5 at Jacksonville Jaguars, Dec 17, 2017
Sacks 2.0 at Tennessee Titans, Jan 01, 2017
Tackles For Loss 2 at Tennessee Titans, Jan 01, 2017

SINGLE-GAME HIGHS - POSTSEASON: DEFENSIVE

Total Tackles 2 vs. Oakland Raiders, Jan 07, 2017

2018 GAME-BY-GAME REGULAR SEASON STATISTICS (TEXANS)

W	DATE	OPPONENT	TACKLES					INTERCEPTIONS					FUMBLES					ST					MISC		W/L	SCORE
			TK	S	A	SK	YDS	TFL	YDS	QBH	NO	YDS	LG	TD	PD	FF	FR	YDS	TK	S	A	FF	FR	S	A	
01	09/09	at Patriots																							L	20-27
02	09/16	at Titans	P	0	0	0	0.0	0.0	0	0	0	0	0	0	0	0	0	0	0	0	0	0	0	0	L	17-20
03	09/23	GIANTS																							L	22-27
04	09/30	at Colts	P	1	1	0	0.0	0.0	0	0	0	0	0	0	0	0	0	0	0	0	0	0	0	0	W	37-34+
05	10/07	COWBOYS	P	0	0	0	0.0	0.0	0	0	0	0	0	0	0	0	0	0	0	0	0	0	0	0	W	19-16+
06	10/14	BILLS	P	1	1	0	0.0	0.0	0	0	0	0	0	0	0	0	0	0	0	0	0	0	0	0	W	20-13
07	10/21	at Jaguars																							W	20-7
2018 TOTALS			4-0	2	2	0	0.0	0.0	0	0	0	0	0	0	0	0	0	0	0	0	0	0	0	0	4-3	

+ - Overtime



DEANDRE HOPKINS

WIDE RECEIVER

6-1 | 212 | CLEMSON

HOMETOWN: CENTRAL, S.C. | AGE: 26

6TH NFL SEASON | 6TH WITH TEXANS | ACQUIRED: D1-'13

2018 GP/GS: 7/7 | CAREER GP/GS (POST): 86/86 (3/3)

TEAMS: HOU 2013-18



10

TRANSACTIONS: Selected by the Houston Texans with the 27th pick in the first round (27th overall) of the 2013 NFL Draft...Signed a contract extension with the Texans on Sept. 1, 2017.

HONORS:

- ✦ AP NFL All-Pro First Team (2017)
- ✦ AP NFL All-Pro Second Team (2015)
- ✦ Pro Bowl (2x – 2015, 2017)
- ✦ PFWA All-NFL Team (2017)
- ✦ Pro Football Focus First Team Offense (2017)
- ✦ 2013 PFWA All-Rookie Team (2013)
- ✦ 2013 Texans Rookie of the Year (2013)
- ✦ NFL Offensive Rookie of the Month (Sept. 2013)
- ✦ AFC Offensive Player of the Week (Week 6, 2015)

CAREER:

- ✦ Ranks second in franchise history with 6,572 yards receiving, 40 receiving touchdowns and 460 career receptions
- ✦ At 26 years, three months and 10 days, became the third-youngest player in NFL history to reach 6,000 career receiving yards behind only Randy Moss (25 years, eight months, 27 days) and Larry Fitzgerald (26 years, 0 months, 13 days)
- ✦ Became the third-youngest wide receiver in NFL history to reach 5,000 career receiving yards at 25 years, four months and 24 days old (behind only Randy Moss and Larry Fitzgerald) and the second-youngest wide receiver in NFL history to 350 receptions at 25 years, four months and three days old (behind only Fitzgerald)
- ✦ Reached 400 receptions at 25 years, six months and five days old as the second-youngest wide receiver in NFL history (behind only Larry Fitzgerald)
- ✦ At 23 years, 169 days old, was the third-youngest player in NFL history to reach 200 career receptions and 3,000 career receiving yards, behind only WR Larry Fitzgerald (23 years, 108 days) and WR David Boston (23 years, 126 days)
- ✦ Only the third wide receiver in NFL history at age 23-or-younger with 1,400 receiving yards and 11 receiving touchdowns in a season (Isaac Bruce, Randy Moss)
- ✦ Recorded a reception in his first 85 career games, the longest streak to start a Texans career, the longest active streak in the NFL and the 10th-longest streak to start a career in NFL history
- ✦ Became the second player under the age of 24 to amass 3,500 career receiving yards (Randy Moss)
- ✦ Logged 81 receptions through 11 games in 2015, which was the most by any player 23-or-younger in NFL history
- ✦ Became the first player in NFL history with at least nine catches

and 145 receiving yards in three consecutive games (Weeks 4-6, 2015)

- ✦ Has 20 100-yard games in his career, which is second-most in franchise history and the most 100-yard receiving games in the first five years of a player's career in franchise history
- ✦ Set single-season franchise records for touchdown receptions (13) and games with at least one touchdown reception (10) in the 2017 season
- ✦ Currently the Texans all-time leader in yards per reception at 14.3
- ✦ Owns the third-most career receiving yards (201) in Texans postseason history
- ✦ Passed WR Andre Johnson (3,953 from 2003-06) for the most receiving yards by a Texans player in the first four seasons of his career, vs. Detroit (10/30/16)
- ✦ Passed Andre Johnson (311 from 2003-06) for the most receptions (312) in the first four years of a player's career in Texans history, at Tennessee (1/1/17)
- ✦ Passed WR Andre Johnson for the most receptions (239), receiving yards (3,533), receiving touchdowns (19) and 100-yard receiving games (11) in a player's first three seasons in franchise history
- ✦ Set a franchise record for the most receiving touchdowns in a single season (10) in 2015, surpassing WR Andre Johnson's previous record of nine in 2009
- ✦ The 25th player in NFL history to amass 2,000 yards receiving through his first two seasons
- ✦ Became the second player in franchise history to eclipse the 1,000-yard mark in 2014 (WR Andre Johnson 2004, 06, 2008-10, 2012-13). Accomplished the feat vs. Tennessee (11/30/14) in the 12th game of the season
- ✦ Reached 1,000 career yards receiving in his 19th game
- ✦ Reached 2,000 career yards receiving in his 31st game. The second youngest (22 years, 198 days) player in NFL history to reach 2,000 yards
- ✦ Became the fastest player in team history to reach 3,000 receiving yards, doing so in his 42nd career game. The previous record was held by Andre Johnson (48 games)
- ✦ Reached 100 career catches in his 27th game
- ✦ Became the fastest player in team history to reach 200 receptions, doing so in his 42nd career game. The previous record was held by WR Andre Johnson (43 games)
- ✦ Became the first player in team history to accumulate 1,000 receiving yards in the first 10 games of a season (2015)
- ✦ Had a career-high 238 yards vs. Tennessee (11/30/14), which was the fourth 200-yard receiving game in franchise history. Averaged 26.4 yards per reception, which was the highest single-

game average for a player with at least five receptions in franchise history

- ✦ Registered six 100-yard games in 2015 tied for the second-most in a season in franchise history
- ✦ Recorded a streak of four consecutive 100-yard receiving games from Week 3 to 6 in 2015, which is tied for the longest in franchise history
- ✦ Became the second player in franchise history to record a 100-catch season in 2015
- ✦ In 2015, set single-season career highs in receptions (111), receiving yards (1,521), receiving touchdowns (11) and 100-yard receiving games (six). Ranked third in the NFL in receptions and receiving yards and tied for seventh in receiving touchdowns
- ✦ Finished the 2015 regular season with the third-most receptions (111), fourth-most receiving yards (1,521) and the second-most receiving touchdowns (11) in a single season in franchise history

2018 (Houston 7/7):

- ✦ Finished with a team-high 78 yards receiving on eight catches (9.8 avg.) at New England (9/9) extending his streak to 10 consecutive games with 60-or-more scrimmage yards, dating back to Week 8 of 2017
- ✦ Recorded 110 yards receiving and one touchdown on six receptions (18.3 avg.) at Tennessee (9/16)
- ✦ At 26 years, three months and 10 days, became the third-youngest player in NFL history to reach 6,000 receiving yards behind only Randy Moss (25 years, eight months, 27 days) and Larry Fitzgerald (26 years, 0 months, 13 days)
- ✦ Finished second on the team with 86 receiving yards on four receptions (14.3 avg.) vs. the N.Y. Giants (9/23). Extended his streak to 12 consecutive games with 60-or-more yards from scrimmage, dating back to Week 8 of the 2017 season, which is the longest active streak in the NFL
- ✦ Led the team with 169 yards on 10 receptions (16.9 avg.) and one touchdown at Indianapolis (9/30). His 24-yard reception in overtime set up a game-winning 37-yard field goal by K Ka'imi Fairbairn
- ✦ Recorded a team-high 151 receiving yards on nine receptions (16.8 avg.) and notched his first career pass defended on the Cowboys' Hail Mary play as time expired in regulation vs. Dallas (10/7). Tied Andre Johnson (six) for the most receptions of 25-plus yards through Week 5 of a season in franchise history
- ✦ Registered a team-high 63 yards receiving on five receptions (12.6 avg.) and one touchdown vs. Buffalo (10/14)
- ✦ Recorded three receptions for 50 yards (16.7 avg.) and one touchdown at Jacksonville (10/21). Caught his 40th career touchdown and has tallied 11 touchdowns in 14 games played with QB Deshaun Watson

2017 (Houston 15/15):

- ✦ Earned AP NFL All-Pro First Team, PFWA All-NFL Team and Pro Football Focus First Team Offense honors
- ✦ Named a starter in his second Pro Bowl appearance
- ✦ Caught 96 passes for 1,378 yards and 13 touchdowns in 15 games played
- ✦ Led the NFL in receiving touchdowns with a single-season franchise-record and single-season career-high 13
- ✦ Caught a touchdown in an NFL-high and franchise-record 10 different games and tied for the second-most games with two-or-more receiving touchdowns in the NFL (two)
- ✦ Ranked first in the NFL among wide receivers and third among all non-kickers in points scored with a single-season career-high

78

- ✦ Scored a receiving touchdown in five straight games, becoming the first player in franchise history to do so and one of two players (Robbie Anderson) in the NFL to do so in 2017
- ✦ Became the first player in team history with a touchdown reception in eight straight home games and the only player in the NFL to score a rushing or receiving touchdown in every home game in 2017
- ✦ Caught seven passes for the third straight game and tallied 76 yards at New England (9/24)
- ✦ Posted four receptions for 52 yards and a career-best three touchdown receptions vs. Kansas City (10/8). He became the second player in team history with three-or-more touchdown receptions in a single game and passed Kevin Walter (25) for the fifth most touchdowns in franchise history
- ✦ Caught eight passes for 224 yards and one touchdown at Seattle (10/29). The 224 receiving yards was the second-most in the NFL and second-most in his career. Became the only player in team history to catch six touchdowns in a four-game span. The 10th player in NFL history to notch 224-or-more yards and a touchdown in a game on two separate occasions and topped 5,000 receiving yards for his career
- ✦ Finished with a game-high seven receptions for a game-high 125 yards (17.9 yards per reception average) at Baltimore (11/27). With the performance, became the fourth NFL player to top 1,000 receiving yards on the season, tied Andre Johnson (2003-07) for the most 100-yard games through a player's first five seasons in team history (17), passed Owen Daniels (385) for the second-most receptions in team history,
- ✦ Registered a season-high 11 receptions for 149 yards and two touchdowns vs. San Francisco (12/10). Recorded his 11th receiving touchdown of the year. Posted his 18th career game with 100-or-more receiving yards, the most in a player's first five seasons in franchise history, and continued his streak of scoring in every home game (seven). Since entering the league in 2013, he has 24 receiving touchdowns in home games, tied for the fourth-most in that span, and had 10 touchdowns in home games, which is tied for the most in a single season since he entered the league in 2013
- ✦ Finished with four receptions for 65 yards and one touchdown vs. Pittsburgh (12/25), increasing his NFL lead and franchise records to 13 receiving touchdowns and 10 games with one-or-more receiving touchdowns. Became the first player in franchise history to produce a touchdown reception in eight straight home games and has produced 55-or-more scrimmage yards in nine straight games to become the only receiver to string together such a streak in the NFL

2016 (Houston 16/16, 2/2):

- ✦ Compiled 954 yards on 78 receptions and four touchdowns in 16 games played
- ✦ Finished tied for second in the NFL in third-down receptions (28), tied for 24th in receptions (78) and 29th in receiving yards (954)
- ✦ Led the team in receptions, receiving yards and tied for the lead in touchdowns
- ✦ Passed Andre Johnson (3,953 from 2003-06) for the most receiving yards by a Texans player in the first four seasons of his career, vs. Detroit (10/30)
- ✦ Surpassed 4,000 receiving yards for his career with a team-high five receptions for 48 yards at Jacksonville (11/13) in Week 10
- ✦ Led the team with five receptions for 67 yards and his first career postseason touchdown vs. Oakland (1/7/17) in the AFC Wild Card round

- ✦ Posted team highs of six receptions for 65 yards at New England (1/14/17) in the AFC Divisional round

2015 (Houston 16/16, 1/1):

- ✦ Earned Pro Bowl and Associated Press NFL All-Pro Second Team honors after starting all 16 games and recording 111 receptions, 1,521 yards, six 100-yard receiving games and 11 receiving touchdowns
- ✦ Ranked third in the NFL in receptions and yards and tied for seventh in receiving touchdowns
- ✦ Passed WR Andre Johnson for the most receptions (239), receiving yards (3,533), receiving touchdowns (19) and 100-yard receiving games (11) in a player's first three seasons in franchise history
- ✦ Led both teams with 98 receiving yards and two receiving touchdowns on nine receptions vs. Kansas City (9/13). Scored 14 total points (two receiving touchdowns, one two-point conversion), which was the second-highest single-game total by a wide receiver in team history
- ✦ Recorded 157 receiving yards with nine receptions at Atlanta (10/4). Posted back-to-back 100-yard receiving games for the first time in his career (Weeks 3-4)
- ✦ Led the team with a career-high 11 catches for 169 yards and posted his first career game with 10-or-more receptions vs. Indianapolis (10/8)
- ✦ Caught 10 passes for 148 yards and two touchdowns at Jacksonville (10/18). Recorded his fourth consecutive 100-yard receiving game, which tied the franchise record (WR Andre Johnson, 2008). Became the first player in NFL history with at least nine catches and 145 receiving yards in three consecutive games (Weeks 4-6). Had the second-most receptions (52) and fourth-most yards (726) through six games in NFL history. Second player in team history with back-to-back games with 10 catches
- ✦ Passed WR Andre Johnson (35 in 2006) for the second-most receptions in a single October in Texans history. Finished the month with 36 receptions for 524 yards and two touchdowns. His receiving yards totals also ranked as the second-most in October in team history
- ✦ At 23 years, 169 days old, became the third-youngest player in NFL history to reach 200 career receptions and 3,000 career receiving yards, behind only WR Larry Fitzgerald (23 years, 108 days) and WR David Boston (23 years, 126 days)
- ✦ Became the fastest player in team history to reach 200 receptions and 3,000 receiving yards, doing so in his 42nd career game. The previous records were held by WR Andre Johnson (43 and 48 games respectively)
- ✦ Became the first player in team history to accumulate 1,000 receiving yards in the first 10 games of a season
- ✦ Notched his 10th career 100-yard receiving game, passing WR Andre Johnson (nine) for the most 100-yard receiving games in a player's first three seasons in team history
- ✦ Tied TE Owen Daniels (four) for the second-most career multiple-touchdown games in Texans history
- ✦ Tied WR Andre Johnson (three in 2009) for the most multiple-touchdown games in a single season in team history
- ✦ Caught three passes for 52 yards (17.3 avg.), including a long of 40 yards, vs. New England (12/13). Set a single-season career high in receiving yards, surpassing his previous high of 1,210 receiving yards in 2014
- ✦ Became just the third wide receiver in NFL history at age 23-or-younger with 1,400 receiving yards and 11 receiving touchdowns

in a season (WR Isaac Bruce, WR Randy Moss)

- ✦ In his first career playoff start, led the team with six receptions for 69 yards in the AFC Wild Card game vs. Kansas City (1/9/16). His receiving yardage total ranked as the sixth-highest mark in a postseason game in Texans history, while his reception total ranked seventh

2014 (Houston 16/16):

- ✦ Named a Pro Bowl alternate after becoming the second player in franchise history to eclipse the 1,000-yard mark. Finished his second NFL season with 76 catches for 1,210 yards and six touchdowns
- ✦ Hauled in a career long 76-yard touchdown in the second quarter in a win vs. Washington (9/7). Finished the game with four receptions for 89 yards
- ✦ Set a career high of 238 yards receiving, two touchdowns receiving and nine receptions vs. Tennessee (11/30) in Week 13, which was the fourth 200-yard receiving game and second highest total in franchise history. Averaged 26.4 yards per reception, the highest single-game average for a player with at least five receptions in franchise history. Tied a franchise single-game record with four receptions of 25-plus yards. Became the second player in franchise history to eclipse the 1,000-yard mark in franchise history. Recorded 117 yards receiving in the first half and 121 in the second half after entering the game having not registered 100 yards receiving in any half of his career
- ✦ Caught five passes for 38 yards vs. Baltimore (12/21). Became the fifth player in franchise history with more than 2,000 receiving yards and the second-youngest (22 years, 198 days) player in NFL history to reach 2,000 yards receiving. Became the 25th player in NFL history with 2,000 yards receiving through his first two seasons

2013 (Houston 16/16):

- ✦ Started all 16 games and finished the season with 52 receptions for 802 yards (15.4 avg.), ranking second in both categories among rookies in franchise history to Andre Johnson's 66 receptions for 976 yards in 2003
- ✦ Also recorded two receiving touchdowns as a rookie
- ✦ Earned a spot on the PFWA All-Rookie Team and was voted the Texans Rookie of the Year by teammates
- ✦ Named NFL Offensive Rookie of the Month in September after finishing the month with 20 receptions for 270 yards (13.5 avg.) and a touchdown
- ✦ Made his first career start at wide receiver in his NFL debut and recorded five receptions for 66 yards (13.2 avg.) at San Diego (9/9) in Week 1
- ✦ Recorded seven receptions for 117 yards (16.7 avg.) and the game-winning touchdown in overtime vs. Tennessee (9/15) to become the youngest player in NFL history to score the game-winning touchdown in overtime at 21 years and 101 days
- ✦ Had the second-most yards receiving ever by a Texans rookie vs. Tennessee in Week 2, (WR Andre Johnson, 122 at Buffalo, 11/16/03) and tied for the second-most receptions by a rookie in franchise history
- ✦ Caught two passes for 77 yards (38.5 avg.), including a franchise-long reception by a rookie of 66 yards vs. New England (12/1) in Week 13

COLLEGE:

- ✦ Played three seasons (2010-12) at Clemson (S.C.) University
- ✦ Appeared in 39 games, starting 32 contests for the Tigers

TEXANS BIOS

- Had 206 receptions for 3,020 yards (14.7 avg) and 27 touchdowns, adding 32 yards on a pair of kickoff returns and 82 yards on 12 punt returns (6.8 avg), to amass 3,134 all-purpose yards, an average of 80.4 yards per game
- The only player in Clemson history with multiple 100-yard receiving performances in bowl games (105 vs. South Florida in the 2010 Meineke Car Care Bowl; 107 vs. West Virginia in the 2012 Orange Bowl; 191 yards vs. Louisiana State in the 2012 Chick-fil-A Bowl), as he tallied 32 receptions for 403 yards and three touchdowns in three postseason appearances
- His 3,020 receiving yards are the 11th-highest total by an ACC player and second in Clemson history behind only Sammy Watkins
- His 27 touchdown grabs tied WR Herman Moore of Virginia (1988-90) and Sammy Watkins (2011-13) for ninth on the ACC all-time record chart
- Majored in community recreation, sport and camp management

PERSONAL:

- Attended D.W. Daniel High School in Central, S.C., playing football for Head Coach Randy Robinson
- Registered 57 receptions for 1,266 yards and 18 touchdowns on offense and 28 interceptions, returning five for touchdowns on defense

- Returned 11 punts for 289 yards and three touchdowns, along with two kickoff returns for 119 yards and one score as a senior
- Rated the 12th-best receiver in the nation and the state's eighth-best overall prospect by Rivals.com, and was the 14th-ranked cornerback by Scout.com and ESPN rated him the 29th-best athlete
- Super Prep's sixth-ranked athlete in the state, he received all-state first-team honors from the Charlotte Observer and The State, adding All-Southern honors from the Orlando Sentinel
- A finalist for state "Mr. Football" accolades, he was twice named All-State (defense) by the Associated Press
- Participated in the Offense-Defense All American game and the Shrine Bowl
- Two-time Seneca Daily Journal Player of the Year and Anderson Independent Player of the Year choice, in addition to receiving Class AAA All-State honors from the High School Sports Report as a junior and senior
- Added co-region player of the year recognition as a senior and was a three-time all-region pick
- Led D.W. Daniel High to a 37-4 record during his gridiron career
- Was also a four-year starter for the school's basketball team, a three-time all-state choice who tallied more than 1,300 points, 400 rebounds, 600 assists, and 200 steals in his career
- Uncle, the late Terry Smith, had 162 receptions as a Clemson Tiger from 1990-93

DEANDRE HOPKINS - NFL REGULAR SEASON STATISTICS

SEMI-PRO RANK AND RECENT SEASON STATISTICS													
		RECEIVING						RUSHING					
DATE	TEAM	GP	GS	NO.	YDS	AVG	LG	TD	NO.	YDS.	AVG.	LG	TD
2013	Texans	16	16	52	802	15.4	66	2	0	0	0.0	0	0
2014	Texans	16	16	76	1,210	15.9	76t	6	0	0	0.0	0	0
2015	Texans	16	16	111	1,521	13.7	61t	11	0	0	0.0	0	0
2016	Texans	16	16	78	954	12.2	51	4	0	0	0.0	0	0
2017	Texans	15	15	96	1,378	14.4	72t	13	0	0	0.0	0	0
2018	Texans	7	7	47	707	15.0	49	4	1	-7	-7.0	-7	0
NFL TOTALS		86	86	460	6,572	14.3	76t	40	1	-7	-7.0	0	0

DEANDRE HOPKINS - NFL POSTSEASON STATISTICS

RECEIVING														RUSHING				
DATE	TEAM	GP	GS	NO.	YDS	AVG	LG	TD	NO.	YDS.	AVG.	LG	TD					
2015	Texans	1	1	6	69	11.5	17	0	0	0	0.0	0	0					
2016	Texans	2	2	11	132	12.0	38	1	0	0	0.0	0	0					
NFL TOTALS		3	3	17	201	11.8	38	1	0	0	0.0	0	0					

SINGLE-GAME HIGHS: RUSHING/RECEIVING

Rush Attempts 1 at New England Patriots, Sep 09, 2018
Receptions 11 vs. San Francisco 49ers, Dec 10, 2017
 ...1 more at 11.
Receiving Yards 238 vs. Tennessee Titans, Nov 30, 2014
Longest Receptions 76t vs. Washington Redskins, Sep 07, 2014

Receiving TDs 3 vs. Kansas City Chiefs, Oct 08, 2017
All-purpose yards 238 vs. Tennessee Titans, Nov 30, 2014
Most TDs 3 vs. Kansas City Chiefs, Oct 08, 2017

TEXANS BIOS

SINGLE-GAME HIGHS - POSTSEASON: RUSHING/RECEIVING

Receptions 6 at New England Patriots, Jan 14, 2017
...1 more at 6.

Receiving Yards 69 vs. Kansas City Chiefs, Jan 09, 2016

Longest Receptions 38 vs. Oakland Raiders, Jan 07, 2017

Receiving TDs 1 vs. Oakland Raiders, Jan 07, 2017

All-purpose yards 69 vs. Kansas City Chiefs, Jan 09, 2016

Most TDs 1 vs. Oakland Raiders, Jan 07, 2017

100-YARD RECEIVING GAMES (21): REGULAR SEASON

DATE	TEAM	NO.	YDS.	AVG.	LG	TD
09/15/13	TITANS	7	117	16.7	28	1
09/21/14	at Giants	6	116	19.3	49	0
10/20/14	at Steelers	6	108	18.0	32	0
11/02/14	EAGLES	6	115	19.2	45	1
11/30/14	TITANS	9	238	26.4	58t	2
09/27/15	BUCCANEERS	8	101	12.6	29	1
10/04/15	at Falcons	9	157	17.4	28	0
10/08/15	COLTS	11	169	15.4	34	0
10/18/15	at Jaguars	10	148	14.8	29	2
11/22/15	JETS	5	118	23.6	61t	2
12/27/15	at Titans	7	117	16.7	44	1
09/18/16	CHIEFS	7	113	16.1	35	1
01/01/17	at Titans	7	123	17.6	51	0
10/01/17	TITANS	10	107	10.7	21	1
10/29/17	at Seahawks	8	224	28.0	72t	1
11/12/17	at Rams	7	111	15.9	36	0
11/27/17	at Ravens	7	125	17.9	39	0
12/10/17	49ERS	11	149	13.5	29t	2
09/16/18	at Titans	6	110	18.3	31	1
09/30/18	at Colts	10	169	16.9	30	1
10/07/18	COWBOYS	9	151	16.8	49	0

2018 GAME-BY-GAME REGULAR SEASON STATISTICS (TEXANS)

2018 GAME BY GAME REGULAR SEASON STATISTICS (TERRIS)														
				RECEIVING				RUSHING						
W	DATE	OPPONENT	P/S	NO	YDS	LG	TD	ATT	YDS	LG	TD	W/L	SCORE	
01	09/09	at Patriots	S	8	78	17	0	1	-7	-7	0	L	20-27	
02	09/16	at Titans	S	6	110	31	1	0	0	0	0	L	17-20	
03	09/23	GIANTS	S	6	86	24	0	0	0	0	0	L	22-27	
04	09/30	at Colts	S	10	169	30	1	0	0	0	0	W	37-34+	
05	10/07	COWBOYS	S	9	151	49	0	0	0	0	0	W	19-16+	
06	10/14	BILLS	S	5	63	24	1	0	0	0	0	W	20-13	
07	10/21	at Jaguars	S	3	50	31	1	0	0	0	0	W	20-7	
2018 TOTALS			7-7	47	707	49	4	1	-7	-7	0	4-3		

+ - Overtime



BUDDY HOWELL

RUNNING BACK

6-1 | 218 | FLORIDA ATLANTIC

HOMETOWN: COCONUT GROVE, FLA. | **AGE:** 22

ROOKIE | 1ST WITH TEXANS | ACQUIRED: W-'18 (MIA)

2018 GP/GS: 6/0 | **CAREER GP/GS:** 6/0

TEAMS: HOU 2018



38

TRANSACTIONS: Signed by the Miami Dolphins as a college free agent on May 10, 2018...Waived by the Dolphins on Sept. 1, 2018...Claimed off waivers by the Houston Texans on Sept. 2, 2018.

2018 (Houston 6/0):

- ✦ Active, but did not play in Week 1 at New England (9/9)
- ✦ Made his NFL debut and contributed on special teams at Tennessee (9/16)
- ✦ Recorded his first career special teams tackle vs. the N.Y. Giants (9/23)
- ✦ Contributed on special teams at Indianapolis (9/30)
- ✦ Appeared on special teams vs. Dallas (10/7)
- ✦ Recorded a career-high two special teams tackles and first career forced fumble vs. Buffalo (10/14)
- ✦ Contributed on special teams at Jacksonville (10/21)

CAREER AT FLORIDA ATLANTIC:

- ✦ Played four seasons (2014-17) at Florida Atlantic University in Boca Raton, Fla.
- ✦ Appeared in 29 career games with 16 starts
- ✦ Tallied 2,424 yards on 463 carries (5.2 avg.) and 22 touchdowns during his collegiate career

2017 (Florida Atlantic):

- ✦ Appeared in 12 games with one start as a senior for the Owls
- ✦ Rushed for 740 yards on 112 carries (6.6 avg.) and five touchdowns
- ✦ Set a single-game school record with 13.5 yards per carry when

he rushed for 175 yards on 13 carries vs. Bethune-Cookman (9/16)

2016 (Florida Atlantic):

- ✦ Played 12 games, starting 10 as a junior in 2016
- ✦ Tallied 833 yards rushing on 168 carries (5.0 avg.) and 13 touchdowns
- ✦ Recorded five receptions for 42 yards (8.4 avg.)
- ✦ Named the team's Co-Ironman of the Year

2015 (Florida Atlantic):

- ✦ Played in all 12 games, starting five as a sophomore
- ✦ Rushed for 598 yards on 133 carries (4.5 avg.) and three touchdowns
- ✦ Caught five passes for 54 yards (10.8 avg.)

2014 (Florida Atlantic):

- ✦ Appeared in three games as a true freshman
- ✦ Notched 50 carries for 253 yards (5.1 avg.) and one touchdown

PERSONAL:

- ✦ Attended Coral Gables (Fla.) High School
- ✦ Rushed for 1,567 yards on 232 carries (6.8 avg.) and 13 touchdowns in high school
- ✦ Participated in track and field at Coral Gables H.S.
- ✦ Earned third-team all-state and first-team all-county honors as a senior in 2013
- ✦ Majored in business management with a minor in accounting

SINGLE-GAME HIGHS: RUSHING/RECEIVING

Special Teams Tackles


1 vs. Buffalo Bills, Oct 14, 2018
...1 more at 1.

TEXANS BIOS

2018 GAME-BY-GAME REGULAR SEASON STATISTICS (TEXANS)

W	DATE	OPPONENT	P/S	RUSHING				RECEIVING				TD	W/L	SCORE
				ATT	YDS	LG	TD	NO	YDS	LG	TD			
01	09/09	at Patriots											L	20-27
02	09/16	at Titans	P	0	0	0	0	0	0	0	0	0	L	17-20
03	09/23	GIANTS	P	0	0	0	0	0	0	0	0	0	L	22-27
04	09/30	at Colts	P	0	0	0	0	0	0	0	0	0	W	37-34+
05	10/07	COWBOYS	P	0	0	0	0	0	0	0	0	0	W	19-16+
06	10/14	BILLS	P	0	0	0	0	0	0	0	0	0	W	20-13
07	10/21	at Jaguars	P	0	0	0	0	0	0	0	0	0	W	20-7
2018 TOTALS			6-0	0	0	0	0	0	0	0	0	0	4-3	

+ - Overtime



KAREEM JACKSON

SAFETY

5-10 | 183 | ALABAMA

HOMETOWN: MACON, GA. | AGE: 30

9TH NFL SEASON | 9TH WITH TEXANS | ACQUIRED: D1-'10

2018 GP/GS: 7/7 | CAREER GP/GS (POST): 123/115 (7/7)

TEAMS: HOU 2010-18



25

TRANSACTIONS: Selected by the Houston Texans with the 20th pick in the first round (20th overall) of the 2010 NFL Draft...Re-signed with the Texans on March 9, 2015.

CAREER:

- ✦ Holds the franchise record for most career interceptions with 16
- ✦ Second in team history with 79 career passes defended
- ✦ Third in Texans history with 507 total career tackles
- ✦ Fifth in team history with 123 career games played
- ✦ Ranks third in Texans history with 29 career postseason total tackles
- ✦ One of three players (CB Johnathan Joseph and LS Jon Weeks) to play in every postseason game in Texans history
- ✦ Scored the first interception return for touchdown of his career at any level when he picked off Titans QB Matt Hasselbeck and returned it 63 yards vs. Tennessee (9/30/12)
- ✦ Had his first multi-interception day vs. Baltimore (12/21/14)

2018 (Houston 7/7):

- ✦ Recorded a team-high eight solo tackles and a career-high two forced fumbles at New England (9/9), which marked the first time a Texans player tallied eight solo tackles and two forced fumbles in a single game in franchise history
- ✦ Started at cornerback and recorded six total tackles (three solo) and matched a career-high two passes defended at Tennessee (9/16)
- ✦ Started at safety and matched a career high and team-high nine total tackles (five solo) vs. the N.Y. Giants (9/23)
- ✦ Registered four total tackles (three solo), including one tackle for loss at Indianapolis (9/30)
- ✦ Finished with five total tackles (five solo), one interception, one tackle for loss and two passes defended vs. Dallas (10/7). Eclipsed 500 career total tackles
- ✦ Tallied three total tackles (three solo), one tackle for loss, one interception and a career-high three passes defended vs. Buffalo (10/14). Intercepted Bills QB Nathan Peterman with 35 seconds remaining in the 4th Quarter to seal the Texans victory
- ✦ Notched three solo stops and one fumble recovery at Jacksonville (10/21). Passed Brian Cushing (424) for the second-most career solo tackles in franchise history and passed Chester Pitts (114) for the third-most starts in franchise history

2017 (Houston 16/14):

- ✦ Tallied a career-high 73 total tackles (54 solo), with 10 passes defended, four tackles for loss, one forced fumble, one interception and 1.0 sack in 16 games

- ✦ Ranked fifth among NFL cornerbacks in total tackles and tied for fifth in tackles for loss
- ✦ Had nine games of five-or-more total tackles, a career high, and tied for the third-most by any NFL cornerback in 2017
- ✦ Recorded six total tackles in the season opener vs. Jacksonville (9/10)
- ✦ Led the team with seven combined tackles and recorded one quarterback hit, two tackles for loss, his first forced fumble in two seasons and his first career sack at Cincinnati (9/14)
- ✦ Started his first game of the season and tallied six total tackles and one pass defended at New England (9/24)
- ✦ Posted five total tackles and one tackle for loss at Seattle (10/29)
- ✦ Made his 100th career start and produced three total tackles, one tackle for loss and one pass defended vs. Indianapolis (11/5)
- ✦ Recorded seven tackles with a season-best six solo stops vs. Arizona (11/19)
- ✦ Tallied three tackles and one pass defended at Tennessee (12/3)
- ✦ Posted three solo tackles while adding his first interception of the season to give him 14 interceptions in his career, tied with Johnathan Joseph for the most in franchise history, vs. San Francisco (12/10)
- ✦ Totaled four tackles and one pass defended at Jacksonville (12/17)
- ✦ Notched five total tackles to produce a career-high 71 tackles on the season and tallied a pass defended for the fourth straight game vs. Pittsburgh (12/25)
- ✦ Produced a season-most two passes defended, added two total tackles and made his second quarterback of the season, a career high, at Indianapolis (12/31)

2016 (Houston 14/13, 2/2):

- ✦ Recorded 62 total tackles (51 solo), one interception, four passes defended, three tackles for loss and a touchdown in 14 games
- ✦ Tied for second on the team with five tackles (four solo), including one for loss in the season opener vs. Chicago (9/11)
- ✦ Finished second on the team with six tackles (all solo) and added one pass defended vs. Kansas City (9/18)
- ✦ Tied for second on the team with seven tackles, including four solo stops, at New England (9/22) in Week 3
- ✦ Notched three solo stops and his second pass defended of the season vs. Tennessee (10/2) in Week 4
- ✦ Inactive for Week 5 at Minnesota (10/9) and Week 6 vs. Indianapolis (10/16) with an injury
- ✦ Notched five tackles (all solo), one tackle for loss and one pass defended vs. Detroit (10/30) in Week 8
- ✦ Intercepted Jaguars QB Blake Bortles and returned it 42 yards

for a touchdown at Jacksonville (11/13) in Week 10

- ✦ Posted a season-high eight tackles (seven solo) at Indianapolis (12/11) in Week 14
- ✦ Brought down Bengals WR Cody Core for a one-yard loss in the first quarter for his third tackle for loss of the season vs. Cincinnati (12/24) in Week 16
- ✦ Played in his 100th career game and made two tackles (one solo) at Tennessee (1/1/17) in Week 17
- ✦ Tied for fifth on the team with four total tackles vs. Oakland (1/7/17) in the AFC Wild Card round

2015 (Houston 12/10, 1/1):

- ✦ Played in 12 games (10 starts) and contributed with 58 tackles (52 solo), six passes defended, two interceptions, including one returned for a touchdown, one forced fumble, one fumble recovery and one tackle for loss
- ✦ Made six solo tackles vs. Kansas City (9/13)
- ✦ Made four tackles (three solo) at Carolina (9/20)
- ✦ Posted a team-high six solo tackles vs. Tampa Bay (9/27)
- ✦ Tied for second on the team with five tackles (four solo) at Atlanta (10/4)
- ✦ Inactive in Weeks 7-11
- ✦ Intercepted Saints QB Drew Brees in the fourth quarter and returned it 50 yards vs. New Orleans (11/29). Finished the game with four tackles (two solo), one interception and one tackle for loss
- ✦ Tied for the team lead with six tackles, including five solo stops at Buffalo (12/6)
- ✦ Led the team with nine solo tackles to go along with one pass defended vs. New England (12/13). His tackle total tied a single-game career high, having last accomplished the feat on Oct. 5, 2014 at Dallas
- ✦ Recovered a fumble forced by CB Johnathan Joseph on Colts WR Griff Whalen in the fourth quarter at Indianapolis (12/20), which led to a field goal and increased Houston's lead to 16-10. It marked his first fumble recovery of the season and second of his career. Also added four solo tackles in the game
- ✦ Forced a fumble on Titans RB Antonio Andrews in the first quarter at Tennessee (12/27). S Quintin Demps recovered the ball and returned it for a touchdown. Led the team with five solo tackles, to go along with a forced fumble and a pass defended
- ✦ Notched three solo tackles, one interception returned for a touchdown and one pass defended vs. Jacksonville (1/3/16). Returned an interception for a touchdown in the fourth quarter, his first of the season and second of his career
- ✦ Contributed with seven tackles (six solo) and one pass defended in Wild Card Game vs. Kansas City (1/9/16)

2014 (Houston 13/13):

- ✦ Started all 13 games he played in and ended the season with 57 total tackles and nine passes defended. Tied for the team lead with three interceptions
- ✦ Started and made eight total tackles vs. Washington (9/7) in Week 1
- ✦ Intercepted a pass and returned it for a career-best 65 yards and registered two pass defended and two total tackles at Oakland (9/14) in Week 2
- ✦ Recorded two tackles, two tackles for loss and one pass defended at N.Y. Giants (9/21)
- ✦ Notched six total tackles and a pass defended vs. Buffalo (9/28) in Week 4
- ✦ Tied for the team lead and matched a career high with nine total

tackles in Week 5 at Dallas (10/5)

- ✦ Made five total tackles vs. Indianapolis (10/9) in Week 6
- ✦ Was second on the team with five solo tackles and had a quarterback hit at Pittsburgh (10/20) in Week 7
- ✦ Registered four solo stops, a tackle for loss and two passes defended at Tennessee (10/26) in Week 8
- ✦ Made one solo tackle vs. Philadelphia (11/2) in Week 9 before leaving the game due to injury
- ✦ Inactive in Weeks 11-13
- ✦ Notched four solo tackles at Jacksonville (12/7) in Week 14
- ✦ Had six total tackles, a tackle for loss and a pass defended at Indianapolis (12/14) in Week 15
- ✦ Had his first multi-interception game of his career vs. Baltimore (12/21) in Week 16. Intercepted QB Joe Flacco twice in Ravens territory, which led to 10 points
- ✦ Made four total tackles vs. Jacksonville (12/28) in Week 17

2013 (Houston 14/14):

- ✦ Started all 14 games he played in and recorded 62 total tackles, eight passes defended, a tackle for loss and fumble recovery
- ✦ Notched six solo tackles and two passes defended vs. Tennessee (9/15) in Week 2
- ✦ Recorded three solo tackles and a pass defended at San Francisco (10/6)
- ✦ Recorded seven solo tackles, a pass defended and the first fumble recovery of his career at Kansas City (10/20) in Week 7
- ✦ Suffered an injury in the second quarter and did not return at Arizona (11/10)
- ✦ Inactive due to injury vs. Oakland (11/17) in Week 11 and vs. Jacksonville (11/24) in Week 12
- ✦ Returned to start vs. New England (12/1) in Week 13
- ✦ Tied a career high with two passes defended vs. Denver (12/22) in Week 16

2012 (Houston 16/15, 2/2):

- ✦ Led Texans defenders with a career-high four interceptions on the season
- ✦ Made five tackles (four solo) and broke up two passes including an interception of Ryan Tannehill in the season opener vs. Miami (9/9)
- ✦ Made seven solo tackles and broke up a pass at Denver (9/23)
- ✦ Scored his first career touchdown when he intercepted a QB Matt Hasselbeck pass and returned it 63 yards to the end zone vs. Tennessee (9/30)
- ✦ Intercepted a QB Mark Sanchez pass in the fourth quarter to seal the victory at the N.Y. Jets (10/8), and added three tackles (two solo)
- ✦ Intercepted a QB Jay Cutler pass in the second quarter and added four tackles (four solo) and two passes defended at Chicago (11/11)
- ✦ Made five solo tackles and broke up a pass vs. Jacksonville (11/18)
- ✦ Collected two solo stops and a pass defended at Detroit (11/22)
- ✦ Registered two solo tackles and two passes defended at Tennessee (12/2)
- ✦ Recorded two total tackles at New England (12/10)
- ✦ Had four solo tackles and a pass defended vs. Indianapolis (12/16)
- ✦ Collected four tackles (three solo) and two passes defended vs. Minnesota (12/23)
- ✦ Tallied eight tackles (six solo) and a pass defended at

TEXANS BIOS

Indianapolis (12/30)

- ✦ Made two solo tackles and two passes defended in AFC Wild Card Playoff vs. Cincinnati (1/5/13)
- ✦ Made four total tackles (two solo) in the AFC Divisional playoff at New England (1/13/13)

2011 (Houston 15/13, 2/2):

- ✦ Finished with 40 tackles (35 solo), six passes defended, an interception and a forced fumble
- ✦ Forced a fumble and made four tackles (three solo) at Miami (9/18)
- ✦ Tied for the team lead with eight tackles (seven solo) at New Orleans (9/25)
- ✦ Had five solo tackles and two passes defended vs. Cleveland (11/6)
- ✦ Registered his first interception of the season vs. Atlanta (12/4)
- ✦ Had five solo tackles vs. Tennessee (1/1/12)
- ✦ Started in his postseason debut and made four tackles, including three solos in AFC Wild Card Playoff vs. Cincinnati (1/7/12)
- ✦ Recorded four solo tackles and one pass defended in AFC Divisional Playoff at Baltimore (1/15/12)

2010 (Houston 16/16):

- ✦ Started at cornerback all 16 games, where he made 71 tackles

(57 solo) and had two interceptions

- ✦ Made five solo tackles and intercepted the first pass of his NFL career and returned it 23 yards vs. the N.Y. Giants (10/10)
- ✦ Recorded six tackles (five solo) and intercepted a pass from QB Philip Rivers vs. San Diego (11/7)
- ✦ Forced a fumble at Denver (12/26)

COLLEGE:

- ✦ Played four seasons (2006-09) at the University of Alabama in Tuscaloosa, Ala.
- ✦ Appeared in 41 career games with the Crimson Tide and started 40 contests, registering 159 tackles (106 solo) with eight tackles for loss (24 yards)
- ✦ Deflected 29 passes and recorded five interceptions (164 yards, 32.8 avg.) while registering one forced fumble and one fumble recovery
- ✦ Blocked two kicks and returned one punt for eight yards

PERSONAL:

- ✦ Attended Westside High School in Macon, Ga. and compiled 1,436 rushing yards with 20 touchdowns and nine receptions for 256 yards with two touchdowns as a senior
- ✦ Concluded a three-year varsity career with over 3,447 rushing yards and 46 touchdowns

KAREEM JACKSON - NFL REGULAR SEASON STATISTICS

		TACKLES										INTERCEPTIONS					FUMBLES					ST			MISC	
DATE	TEAM	GP	GS	TK	S	A	TFL	YDS	SK	YDS	QBH	NO	YDS	LG	TD	PD	FF	FR	YDS	TK	S	A	FF	FR	S	A
2010	Texans	16	16	70	57	13	1	0	0.0	0.0	0	2	23	23	0	10	0	0	0	0	0	0	0	0	0	0
2011	Texans	15	13	40	35	5	2	1	0.0	0.0	0	1	0	0	0	6	1	0	0	2	2	0	0	0	0	0
2012	Texans	16	15	53	47	6	1	0	0.0	0.0	0	4	71	63t	1	17	0	0	0	0	0	0	0	0	0	0
2013	Texans	14	14	56	51	5	1	1	0.0	0.0	0	0	0	0	0	9	0	1	0	0	0	0	0	0	0	0
2014	Texans	13	13	57	48	9	4	9	0.0	0.0	1	3	97	65	0	9	0	0	0	0	0	0	0	0	0	0
2015	Texans	12	10	58	52	6	1	1	0.0	0.0	0	2	77	50	1	6	1	1	34	0	0	0	0	0	0	0
2016	Texans	14	13	62	51	11	3	2	0.0	0.0	0	1	42	42t	1	4	0	0	0	0	0	0	0	0	0	0
2017	Texans	16	14	73	54	19	4	13	1.0	4.0	2	1	2	2	0	10	1	0	0	0	0	0	0	0	0	0
2018	Texans	7	7	38	30	8	3	5	0.0	0.0	0	2	24	13	0	8	2	1	0	0	0	0	0	0	0	0
NFL TOTALS		123	115	507	425	82	20	32	1.0	4.0	3	16	336	65	3	79	5	3	34	2	2	0	0	0	0	0

KAREEM JACKSON - NFL POSTSEASON STATISTICS

DATE	TEAM	GP	GS	TACKLES						INTERCEPTIONS					FUMBLES					ST				MISC	
				TK	S	A	TFL	YDS	SK	YDS	QBH	NO	YDS	LG	TD	PD	FF	FR	YDS	TK	S	A	FF	FR	S
2011	Texans	2	2	8	7	1	0	0	0.0	0.0	0	0	0	0	0	1	0	0	0	0	0	0	0	0	0
2012	Texans	2	2	6	4	2	0	0	0.0	0.0	0	0	0	0	0	2	0	0	0	0	0	0	0	0	0
2015	Texans	1	1	7	6	1	0	0	0.0	0.0	0	0	0	0	0	1	0	0	0	0	0	0	0	0	0
2016	Texans	2	2	8	4	4	0	0	0.0	0.0	0	0	0	0	0	0	0	0	0	0	0	0	0	0	0
NFL TOTALS		7	7	29	21	8	0	0	0.0	0.0	0	0	0	0	0	4	0	0	0	0	0	0	0	0	0

SINGLE-GAME HIGHS: DEFENSIVE

Total Tackles 9 vs. New York Giants, Sep 23, 2018
...2 more at 9.

Sacks 1.0 at Cincinnati Bengals, Sep 14, 2017

Passes Defended 3 vs. Buffalo Bills, Oct 14, 2018

Forced Fumbles 2 at New England Patriots, Sep 09, 2018

Fumble Recoveries 1 at Jacksonville Jaguars, Oct 21, 2018
...2 more at 1.

Tackles For Loss 2 at Cincinnati Bengals, Sep 14, 2017
...1 more at 2.

Interceptions 2 vs. Baltimore Ravens, Dec 21, 2014

Interception Return Yards 65 at Oakland Raiders, Sep 14, 2014

Special Teams Tackles 1 at Jacksonville Jaguars, Nov 27, 2011
...1 more at 1.

TEXANS BIOS

SINGLE-GAME HIGHS - POSTSEASON: DEFENSIVE

Total Tackles

7 vs. Kansas City Chiefs, Jan 09, 2016


Passes Defensed

2 vs. Cincinnati Bengals, Jan 05, 2013

2018 GAME-BY-GAME REGULAR SEASON STATISTICS (TEXANS)

W	DATE	OPPONENT		TACKLES							INTERCEPTIONS					FUMBLES			ST					MISC			W/L	SCORE
				TK	S	A	SK	YDS	TFL	YDS	QBH	NO	YDS	LG	TD	PD	FF	FR	YDS	TK	S	A	FF	FR	S	A		
01	09/09	at Patriots	S	8	8	0	0.0	0.0	0	0	0	0	0	0	0	0	2	0	0	0	0	0	0	0	0	0	L	20-27
02	09/16	at Titans	S	6	3	3	0.0	0.0	0	0	0	0	0	0	0	2	0	0	0	0	0	0	0	0	0	0	L	17-20
03	09/23	GIANTS	S	9	5	4	0.0	0.0	0	0	0	0	0	0	0	1	0	0	0	0	0	0	0	0	0	0	L	22-27
04	09/30	at Colts	S	4	3	1	0.0	0.0	1	1	0	0	0	0	0	0	0	0	0	0	0	0	0	0	0	0	W	37-34+
05	10/07	COWBOYS	S	5	5	0	0.0	0.0	1	1	0	1	11	11	0	2	0	0	0	0	0	0	0	0	0	0	W	19-16+
06	10/14	BILLS	S	3	3	0	0.0	0.0	1	3	0	1	13	13	0	3	0	0	0	0	0	0	0	0	0	0	W	20-13
07	10/21	at Jaguars	S	3	3	0	0.0	0.0	0	0	0	0	0	0	0	0	0	1	0	0	0	0	0	0	0	0	W	20-7
2018 TOTALS				7-7	38	30	8	0.0	0.0	3	5	0	2	24	13	0	8	2	1	0	0	0	0	0	0	0	4-3	

+ - Overtime



NATRELL JAMERSON

SAFETY

6-0 | 200 | WISCONSIN

HOMETOWN: OCALA, FLA. | AGE: 22

ROOKIE | 1ST WITH TEXANS | ACQUIRED: W-'18 (ND)

2018 GP/GS: 7/0 | CAREER GP/GS: 7/0

TEAMS: HOU 2018



31

TRANSACTIONS: Selected by the New Orleans Saints with the 27th pick in the fifth round (164th overall) of the 2018 NFL Draft...Waived by the Saints on Sept. 1, 2018...Claimed off waivers by the Houston Texans on Sept. 2, 2018.

2018 (Houston 7/0):

- ✦ Made his NFL debut at New England (9/9) and contributed on special teams
- ✦ Contributed on special teams at Tennessee (9/16)
- ✦ Appeared on special teams vs. the N.Y. Giants (9/23)
- ✦ Contributed on special teams at Indianapolis (9/30)
- ✦ Played on special teams vs. Dallas (10/7)
- ✦ Appeared on special teams vs. Buffalo (10/14)
- ✦ Contributed on special teams at Jacksonville (10/21)

CAREER AT WISCONSIN:

- ✦ Played four seasons (2014-17) at the University of Wisconsin-Madison (Wis.)
- ✦ Appeared in 47 games with 16 starts as a defensive back from 2015-17 after playing wide receiver as a freshman in 2014
- ✦ Recorded 88 total tackles (61 solo), 16 passes defended, two interceptions, five tackles for loss and 1.5 sacks during his career as a Badger
- ✦ Returned 38 kickoffs for 784 yards (20.6 avg.) and one touchdown

2017 (Wisconsin):

- ✦ Started all 14 games at safety for the Badgers as a senior
- ✦ Recorded 51 total tackles (32 solo), 3.5 tackles for loss, 10 passes defended and two interceptions, including one returned for a touchdown
- ✦ Contributed to a unit that led the nation in pass efficiency defense (96.4), ranked second nationally in total defense (262.1 yards per game), third in scoring defense (13.9 points per game) and third in rushing defense (98.4 yards per game)
- ✦ Earned the Jimmy Demetral Team Most Valuable Player Award
- ✦ Earned Big Ten Defensive Player of the Week for his efforts against Northwestern (9/30) when he produced a career-high six

total tackles, 0.5 sack and two interceptions, including one returned 36 yards for a touchdown

2016 (Wisconsin):

- ✦ Appeared in eight games with two starts as a nickel back
- ✦ Recorded 19 total tackles (16 solo), 1.0 tackle for loss and four pass breakups
- ✦ Returned three kickoffs for a season-best 62 yards in the Big Ten Championship Game vs. Penn State (12/3)

2015 (Wisconsin):

- ✦ Played in all 13 games as the Badgers' primary kickoff returner
- ✦ Returned 21 kickoffs for 468 yards (22.3 avg.)
- ✦ Recorded a 98-yard kickoff return at Maryland (11/7)
- ✦ Tallied 14 total tackles and 0.5 tackle for loss as a reserve defensive back

2014 (Wisconsin):

- ✦ Appeared in 12 games as a wide receiver for the Badgers as a true freshman
- ✦ Recorded one carry for 23 yards and one kickoff return for 21 yards

PERSONAL:


- ✦ Attended Vanguard High School in Ocala, Fla.
- ✦ Recorded 119 receptions for 2,096 yards and 42 touchdowns during his high school career
- ✦ Earned first-team Class 6A All-State honors by the *Associated Press* as a senior after posting 68 receptions for 1,195 yards and 17 touchdowns
- ✦ Returned two kickoffs for touchdowns as a senior
- ✦ Named the District 8 Most Valuable Player by the Florida Athletic Coaches Association in 2013
- ✦ Caught 33 passes for 643 yards and seven touchdowns as a junior
- ✦ Graduated from Wisconsin with a degree in human development and family studies

TEXANS BIOS

2018 GAME-BY-GAME REGULAR SEASON STATISTICS (TEXANS)

			TACKLES								INTERCEPTIONS					FUMBLES			ST					MISC			
W	DATE	OPPONENT	TK	S	A	SK	YDS	TFL	YDS	QBH	NO	YDS	LG	TD	PD	FF	FR	YDS	TK	S	A	FF	FR	S	A	W/L	SCORE
01	09/09	at Patriots	P	0	0	0	0.0	0.0	0	0	0	0	0	0	0	0	0	0	0	0	0	0	0	0	0	L	20-27
02	09/16	at Titans	P	0	0	0	0.0	0.0	0	0	0	0	0	0	0	0	0	0	0	0	0	0	0	0	0	L	17-20
03	09/23	GIANTS	P	0	0	0	0.0	0.0	0	0	0	0	0	0	0	0	0	0	0	0	0	0	0	0	0	L	22-27
04	09/30	at Colts	P	0	0	0	0.0	0.0	0	0	0	0	0	0	0	0	0	0	0	0	0	0	0	0	0	W	37-34+
05	10/07	COWBOYS	P	0	0	0	0.0	0.0	0	0	0	0	0	0	0	0	0	0	0	0	0	0	0	0	0	W	19-16+
06	10/14	BILLS	P	0	0	0	0.0	0.0	0	0	0	0	0	0	0	0	0	0	0	0	0	0	0	0	0	W	20-13
07	10/21	at Jaguars	P	0	0	0	0.0	0.0	0	0	0	0	0	0	0	0	0	0	0	0	0	0	0	0	0	W	20-7
2018 TOTALS			7-0	0	0	0	0.0	0.0	0	0	0	0	0	0	0	0	0	0	0	0	0	0	0	0	0	4-3	

+ - Overtime



JOHNATHAN JOSEPH

CORNERBACK

5-11 | 186 | SOUTH CAROLINA

HOMETOWN: ROCK HILL, S.C. | AGE: 34

13TH NFL SEASON | 8TH WITH TEXANS | ACQUIRED: UFA-'11 (CIN)

2018 GP/GS: 7/7 | CAREER GP/GS (POST): 179/168 (8/8)

TEAMS: CIN 2006-10; HOU 2011-18



24

TRANSACTIONS: Selected by the Cincinnati Bengals with the 24th pick in the first round (24th overall) of the 2006 NFL Draft...Signed by the Houston Texans on July 29, 2011...Re-signed with the Texans on June 18, 2015.

HONORS:

- Associated Press Second-Team All-Pro (2011)
- Pro Bowl selection (2x – 2012-13)
- Pro Football Weekly/PFWA All-NFL, All-AFC Team (2011)
- SI.com (Peter King) All-Pro Team (2011)
- AFC Defensive Player of the Week (2017 - Week 6)
- Ranks second in franchise history for the most career interceptions, trailing only S Kareem Jackson (16)

CAREER:

- The all-time leader in Texans history with 100 passes defended
- Tied Ray Buchanan (176) for the ninth-most career passes defended in NFL history
- Owns 29 career interceptions, seven forced fumbles and six fumble recoveries
- Has recorded 15 interceptions since signing with the Texans, which ranks second in franchise history for most career interceptions behind only Kareem Jackson (16)
- Since he entered the NFL in 2006, ranks first among active players with 176 passes defended
- Leads all active cornerbacks in the NFL in career total tackles with 675
- Scored eight career touchdown returns (seven interceptions and one fumble recovery)
- Led the Texans and set a single-season career high with 22 passes defended in 2015, topping his previous best of 20 in 2006 and 2009 with Cincinnati
- With 39 career postseason tackles, passed S Danieal Manning (23), DE J.J. Watt (24) and S Kareem Jackson (25) for the second-most in Texans postseason history
- One of three players (S Kareem Jackson and LS Jon Weeks) to play in every postseason game in Texans history

2018 (Houston 7/7):

- Finished second on the team with seven total tackles (six solo) and notched one pass defended at New England (9/9). Passed Aeneas Williams (168) for the 13th-most career passes defended in NFL history
- Recorded two total tackles (one solo) at Tennessee (9/16)
- Notched two solo tackles vs. the N.Y. Giants (9/23)
- Tallied a team-high eight total tackles (seven solo) and one pass defended at Indianapolis (9/30). Passed Morlon Greenwood

(385) for the seventh-most career total tackles in franchise history and tied Walt Harris (170) and Terrell Buckley (170) for the 11th-most career passes defended in NFL history

- Finished with two total tackles and three passes defended vs. Dallas (10/7). His three passes defended mark the most in a game since Week 6 of the 2017 season vs. Cleveland and marked his 18th career game where he's recorded three-or-more passes defended. Passed Kevin Walter (109) for the eighth-most games played in team history with 110 (2011-18)
- Recorded six total tackles (five solo), two passes defended and one interception returned for a touchdown vs. Buffalo (10/14). Intercepted Bills QB Nathan Peterman and returned it for a 28-yard touchdown to put the Texans ahead 20-13 with 1:23 remaining in the game
- Tallied seven total tackles (seven solo) and one passes defended at Jacksonville (10/21). Tied Ray Buchanan (176) for the ninth-most career passes defended in NFL history

2017 (Houston 16/16):

- Tallied 47 total tackles (37 solo), nine passes defended, two interceptions and two tackles for loss in 16 games
- Recorded two passes defended and one tackle in the season opener vs. Jacksonville (9/10)
- Joined Terence Newman as the only active CBs with 600 career tackles after racking up two stops vs. Tennessee (10/1)
- Started his fifth game of the season and 150th of his career and posted a season-high six total tackles (five solo) vs. Kansas City (10/8)
- Finished with three total tackles, three passes defended and two interceptions with an 82-yard pick-six vs. Cleveland (10/15). This marked Joseph's second career multi-interception game and first as a Texan. The 82-yard interception return for a touchdown marks the longest in Joseph's career, fourth-longest in Texans history and tied Joseph with Jackson for first in Texans history with three interceptions returned for a touchdown
- Earned AFC Defensive Player of the Week for his performance vs. Cleveland (10/15)
- Notched a pair of solo tackles and had one pass defended at Baltimore (11/27)
- Recorded four solo tackles and his second tackle for loss of the season while moving into ninth place in team history with 101 games played as a Texan at Tennessee (12/3)
- Made his 100th start for the Texans and posted two solo tackles and two passes defended vs. San Francisco (12/10)

2016 (Houston 13/11, 2/2):

- Tallied 45 total tackles (38 solo), nine passes defended and one

forced fumble in 13 games played

- ✦ Notched four solo tackles and a pass defended in the season opener vs. Chicago (9/11)
- ✦ Finished with five tackles (four solo) and tied for the team lead with two passes defended vs. Kansas City (9/18)
- ✦ Recorded three tackles (two solo) and a pass defended at New England (9/22)
- ✦ Matched a season high with five tackles, all solo, and added a pass defended vs. Tennessee (10/2) in Week 4
- ✦ Tallied four tackles (three solo) before departing with an injury at Minnesota (10/9)
- ✦ Tied for the team lead with seven total tackles, all solo, and recorded a pass defended at Jacksonville (11/13) in Week 10
- ✦ Led the team and matched his single-game season high with two passes defended vs. San Diego (11/27) in Week 12
- ✦ Inactive for Week 14 at Indianapolis and Week 15 vs. Jacksonville with an injury
- ✦ Returned to game action and logged two solo tackles vs. Cincinnati (12/24) in Week 16
- ✦ Became the first player in Texans history with 10 solo tackles and three passes defended in a postseason game vs. Oakland (1/7/17) in the AFC Wild Card round. His 10 solo tackles were also a Texans postseason record

2015 (Houston 16/16, 1/1):

- ✦ Started all 16 games for the second straight year and totaled 58 tackles (48 solo), a career-high 22 passes defended, one interception, one forced fumble, one fumble recovery and one tackle for loss
- ✦ Made four solo tackles and had a pass defended vs. Kansas City (9/13)
- ✦ Recorded five tackles (four solo) at Carolina (9/20)
- ✦ Tied a single-game career high with five passes defended vs. Tampa Bay (9/27), matching his highest total since Nov. 8, 2009 against Baltimore. Also had three tackles, including two solo stops
- ✦ Finished third on the team with six tackles (four solo) and had one pass defended at Jacksonville (10/18)
- ✦ Recovered his first fumble of the season and sixth of his career in the third quarter at Miami (10/25). Also contributed four solo tackles
- ✦ Tied for fourth on the team with six tackles (five solo) and led the Texans with two passes defended vs. Tennessee (11/1)
- ✦ Had four solo tackles, two passes defended and one interception at Cincinnati (11/16). Including postseason, intercepted a pass in each of his last four games against the Bengals
- ✦ Led the team with seven tackles (five solo), including one for loss, and one pass defended vs. New Orleans (11/29). Recorded his fourth straight game with at least one pass defended
- ✦ Forced a fumble on Colts WR Griff Whalen in the fourth quarter at Indianapolis (12/20), which was recovered by CB Kareem Jackson. The Texans scored a field goal on the next drive and increased their lead to 16-10. It marked his first forced fumble of the season and sixth of his career. Also added two solo tackles in the game
- ✦ Led the team with four passes defended vs. Jacksonville (1/3/16), which tied his third-highest single-game total of his career and second-highest of the season
- ✦ Led the Texans and set a single-season career high with 22 passes defended, topping his previous best of 20 in 2006 and 2009 with Cincinnati
- ✦ Finished with two tackles (one solo) vs. Kansas City (1/9/16) and

passed LB Brooks Reed (19) for the fifth-most career tackles in Texans postseason history

2014 (Houston 16/16):

- ✦ Started all 16 games and finished with a career-best 75 tackles. Also had two interceptions, including a 60-yard interception return for touchdown, two forced fumbles, two fumble recoveries and 11 passes defended
- ✦ Led the team and tied a career high with 11 solo tackles in a Week 1 win vs. Washington (9/7)
- ✦ Forced a fumble and recovered a fumble and returned it 49 yards in Week 2 at Oakland (9/14). Finished with five total tackles
- ✦ Made five solo tackles and recovered a fumble and returned it 24 yards at the N.Y. Giants (9/21) in Week 3
- ✦ Recorded five solo tackles and two passes defended against Buffalo (9/28) in Week 4
- ✦ Tied for the team high with nine total tackles and registered a pass defended at Dallas (10/5)
- ✦ Made six solo tackles vs. Indianapolis (10/9) in Week 6
- ✦ Recorded a pair of solo tackles vs. Philadelphia (11/2) in Week 9 before leaving the game with an injury
- ✦ Registered a pair of tackles and two passes defended at Cleveland (11/16) in Week 11
- ✦ Recorded his fifth career interception return for touchdown on a 60-yard return at the 7:30 mark of the third quarter vs. Cincinnati (11/23). Became the second player in franchise history to have two career interception return for touchdowns (DB Aaron Glenn, 2002-04). Also had three tackles and a pass defended
- ✦ Intercepted Titans QB Zach Mettenberger at the 6:57 mark of the first quarter and returned it 25 yards to the Titans 20 for his second interception of the season in Week 13. Recorded interceptions in back-to-back games for the first time since 2009 and for the fourth time in his career. Also had three tackles and a pass defended
- ✦ Had four tackles and a pass defended at Jacksonville (12/7) in Week 14 and vs. Baltimore (12/21) in Week 16
- ✦ Had four solo tackles and two passes defended vs. Jacksonville (12/28) in Week 17

2013 (Houston 15/15):

- ✦ Started all 15 games he played in and led the team with three interceptions and 16 passes defended to go along with 55 total tackles
- ✦ Recorded one solo tackle and two passes defended at San Diego (9/9)
- ✦ Recorded seven solo tackles and one pass defended vs. Tennessee (9/15)
- ✦ Recorded three tackles (two solo), three passes defended and an interception, tying him for fifth-place all time in franchise history vs. Seattle (9/29)
- ✦ Added two more passes defended vs. Oakland (11/17)
- ✦ Totaled a season-high nine tackles (eight solo) and two passes defended vs. Jacksonville (11/24)
- ✦ Had three solo tackles and an interception returned 31 yards vs. New England (12/1)
- ✦ Tied a season high with nine tackles (nine solo) and returned an interception 32 yards at Indianapolis (12/15)
- ✦ Recorded his 16th pass defended on the season before leaving the game with an injury vs. Denver (12/22)

2012 (Houston 14/14, 2/2):

- ✦ Finished the season with 66 tackles (59 solo) and two

interceptions

- ✦ Made six tackles (four solo) and intercepted a pass and returned it 36 yards vs. Miami (9/9)
- ✦ Made six tackles (five solo) and led the defense with three passes broken up at Denver (9/23)
- ✦ Made four solo tackles and threw a key block that helped S Daniele Manning return an interception 55 yards for a score vs. Tennessee (9/30)
- ✦ Registered five solo tackles at the N.Y. Jets (10/8)
- ✦ Picked off Ravens QB Joe Flacco and returned it 52 yards vs. Baltimore (10/21) for his first touchdown as a Texan
- ✦ Collected seven tackles (six solo) at Chicago (11/11)
- ✦ Inactive at Detroit (11/22) and at Tennessee (12/2)
- ✦ Recorded six total tackles at New England (12/10)
- ✦ Registered five solo tackles and a pass defended vs. Minnesota (12/23)
- ✦ Intercepted his second career pass in postseason play when he picked off Bengals QB Andy Dalton and returned it 14 yards in the third quarter in the AFC Wild Card Playoff vs. Cincinnati (1/5/13)
- ✦ Had five tackles, including three solo tackles in AFC Divisional Playoff at New England (1/13/13)

2011 (Houston 15/15, 2/2):

- ✦ Finished with 44 tackles (40 solo) and tied for the team lead with four interceptions and a team-best 15 passes defended and two forced fumbles
- ✦ Started and made five tackles (four solo) and one tackle for loss in the season opener vs. Indianapolis (9/11)
- ✦ Intercepted Dolphins QB Chad Henne and returned it five yards to the 6-yard line setting up a second quarter touchdown at Miami (9/18)
- ✦ Recorded interceptions in consecutive games for the third time in his career when he picked off Drew Brees at New Orleans (9/25)
- ✦ Intercepted Ravens QB Joe Flacco in the second quarter and made seven tackles (five solo) at Baltimore (10/16)
- ✦ Forced a fumble, made three solo tackles and broke up two passes at Tennessee (10/23)
- ✦ Made four solo tackles and broke up a pass vs. Cleveland (11/6)
- ✦ Had two solo tackles and a hit on Buccaneers TE Kellen Winslow, which forced the ball out where it was intercepted by LB Brian Cushing at Tampa Bay (11/13)
- ✦ Intercepted Jaguars QB Blaine Gabbert in the second quarter and returned it 29 yards at Jacksonville (11/27)
- ✦ Inactive for the season finale vs. Tennessee (1/1/12)
- ✦ Recorded six solo tackles, including one for loss, while adding an interception and two passes defended in AFC Wild Card Playoff vs. Cincinnati (1/7/12)
- ✦ Recorded two solo tackles and three passes defended in AFC Divisional Playoff at Baltimore (1/15/12)

2010 (Cincinnati 12/12):

- ✦ Started 12 games and made 53 total tackles
- ✦ Ranked second on team in passes defended (11) and interceptions (three)
- ✦ Registered four tackles at Cleveland (10/3)
- ✦ Intercepted Buccaneers QB Josh Freeman in the second quarter and returned it 11 yards vs. Tampa Bay (10/11)
- ✦ Made five tackles and had a pass defended at Indianapolis (11/14), helping hold Colts QB Peyton Manning to a season-low 185 passing yards and no touchdowns
- ✦ Three tackles and two interceptions (one for a touchdown) vs.

Buffalo (11/21), marking the first multi-interception game of his career

2009 (Cincinnati 16/16, 1/1):

- ✦ Tallied 69 total tackles (58 solo), a career-high six interceptions, 20 passes defended, two tackles for loss and one forced fumble in 16 starts
- ✦ Intercepted Steelers QB Ben Roethlisberger pass and returned it 30 yards for a touchdown vs. Pittsburgh (9/27)
- ✦ Intercepted Browns QB Derek Anderson on the goal line and returned it 32 yards in the third quarter at Cleveland (10/3)
- ✦ Intercepted Ravens QB Joe Flacco at the goal line in the first quarter and returned it 21 yards at Baltimore (10/11)
- ✦ Had his first forced fumble of the year when he stripped Bears WR Devin Hester, with LB Dhani Jones recovering for Bengals vs. Chicago (10/25)
- ✦ Posted a team-high five passes defended vs. Baltimore (11/8), including a third-quarter interception of Ravens QB Joe Flacco on a deep pass
- ✦ Had a team-high four passes defended, with five tackles and a forced fumble in a win at Pittsburgh (11/15)
- ✦ Had four tackles at Oakland (11/22), plus a diving interception of Raiders QB Bruce Gradkowski in the fourth quarter
- ✦ Picked off Chargers QB Philip Rivers at the Bengals 19-yard line in the second quarter and returned it seven yards at San Diego (12/20)
- ✦ Five tackles in AFC Wild Card Playoffs vs. N.Y. Jets (1/9/10)

2008 (Cincinnati 8/7):

- ✦ Posted 42 total tackles (31 solo), 13 passes defended, one interception, one tackle for loss, one forced fumble and one fumble recovery in eight games played
- ✦ Returned a fumble by Ravens RB Ray Rice 65 yards and produced only Bengals touchdown vs. Baltimore (9/7)
- ✦ Tied for team lead in total tackles (12) and led in solo tackles (10) and in passes defended (three) vs. Jacksonville (11/2)
- ✦ Had his first interception of the year, ending Philadelphia's final scoring threat of the first half when he picked off Eagles QB Donovan McNabb and returned it 22 yards (11/26)

2007 (Cincinnati 15/14):

- ✦ Tallied 58 total tackles (45 solo), four interceptions and 15 passes defended in 15 games played
- ✦ Went 42 yards for a touchdown with his first pro interception (off Jets QB Chad Pennington), and the late fourth-quarter score provided eventual winning points vs. N.Y. Jets (10/21)
- ✦ Snagged his second interception vs. Tennessee (11/25), outfighting Titans TE Bo Scaife for a pass in the first quarter, with a four-yard return
- ✦ Intercepted a pass for the second straight game at Pittsburgh (12/2), picking off Steelers QB Ben Roethlisberger at the Steelers 24-yard line in the fourth quarter and returning it seven yards
- ✦ Helped thwart a comeback bid by picking off Browns QB Derek Anderson at the Bengals 5-yard line in the fourth quarter, with a 23-yard return vs. Cleveland (12/23)

2006 (Cincinnati 16/9):

- ✦ Compiled 57 total tackles (45 solo), 20 passes defended, two fumble recoveries and one quarterback hit as a rookie
- ✦ Blocked Saints K John Carney's PAT try after Saints' final touchdown in the fourth quarter, the first Bengals' blocked PAT since 1991 at New Orleans (11/16)

TEXANS BIOS

- ✦ Tied his season high with seven tackles and tied the team's season high with four passes defended vs. Baltimore (11/30)
- ✦ Recovered a fumble on the Raiders' first offensive play vs. Oakland (12/10)

COLLEGE:

- ✦ Played two seasons (2004-05) at South Carolina after playing in 2003 at Coffeyville (Kan.) Community College
- ✦ Entered NFL Draft after his junior season at South Carolina
- ✦ Played only 14 games at South Carolina due to broken foot that limited him to two games in 2004, but still established himself among the elite cornerbacks in the SEC
- ✦ Played in 12 games with 11 starts in 2005, when he had four interceptions, including one returned for a touchdown

PERSONAL:

- ✦ Donated \$5,000 per interception, \$1,000 for every pass defended and \$250 per tackle during the 2017 season to Habitat for Humanity in Houston for Hurricane Harvey relief
- ✦ Established the Johnathan Joseph Foundation to create and support programs that emphasize character development, to promote academic excellence and to support and create initiatives for disadvantaged youth from single-parent homes
- ✦ Attended Northwestern High School in Rock Hill, S.C., where he was all-state in football and all-region in track
- ✦ Holds an annual football camp at Northwestern High School for youth in his hometown
- ✦ Hosts "Operation Backpack" to offer students in Rock Hill, S.C. new backpacks for the upcoming school year annually

JOHNATHAN JOSEPH - NFL REGULAR SEASON STATISTICS

		TACKLES										INTERCEPTIONS					FUMBLES					ST				MISC	
DATE	TEAM	GP	GS	TK	S	A	TFL	YDS	SK	YDS	QBH	NO	YDS	LG	TD	PD	FF	FR	YDS	TK	S	A	FF	FR	S	A	
2006	Bengals	16	9	57	45	12	0	0	0.0	0.0	1	0	0	0	0	20	0	1	0	0	0	0	0	1	0	0	
2007	Bengals	15	14	58	45	13	0	0	0.0	0.0	0	4	76	42t	1	15	0	0	0	4	4	0	0	0	0	0	
2008	Bengals	8	7	42	31	11	1	0	0.0	0.0	0	1	22	22	0	13	1	1	65	0	0	0	0	0	0	0	
2009	Bengals	16	16	69	58	11	2	0	0.0	0.0	0	6	92	32	1	20	1	0	0	1	1	0	0	0	0	0	
2010	Bengals	12	12	42	37	5	2	0	0.0	0.0	0	3	38	21t	1	8	0	0	0	0	0	0	0	0	0	0	
2011	Texans	15	15	44	40	4	2	0	0.0	0.0	0	4	40	29	0	15	1	0	0	0	0	0	0	0	0	0	
2012	Texans	14	14	57	52	5	0	0	0.0	0.0	0	2	88	52t	1	10	0	0	0	0	0	0	0	0	0	0	
2013	Texans	15	15	47	44	3	1	4	0.0	0.0	1	3	64	32	0	16	0	0	0	0	0	0	0	0	0	0	
2014	Texans	16	16	75	70	5	1	2	0.0	0.0	0	2	85	60t	1	11	2	2	73	0	0	0	0	0	0	0	
2015	Texans	16	16	58	48	10	1	2	0.0	0.0	0	1	2	2	0	22	1	1	0	0	0	0	0	0	0	0	
2016	Texans	13	11	45	38	7	0	0	0.0	0.0	0	0	0	0	0	9	1	0	0	0	0	0	0	0	0	0	
2017	Texans	16	16	47	37	10	2	6	0.0	0.0	0	2	85	82t	1	9	0	0	0	0	0	0	0	0	0	0	
2018	Texans	7	7	34	28	6	0	0	0.0	0.0	0	1	28	28t	1	8	0	0	0	0	0	0	0	0	0	0	
NFL TOTALS		179	168	675	573	102	12	14	0.0	0.0	2	29	620	82t	7	176	7	5	138	5	5	0	0	1	0	0	

JOHNATHAN JOSEPH - NFL POSTSEASON STATISTICS

SEAN RYAN SEPT 1997 POSTSEASON STATISTICS																															
		TACKLES										INTERCEPTIONS						FUMBLES						ST				MISC			
DATE	TEAM	GP	GS	TK	S	A	TFL	YDS	SK	YDS	QBH	NO	YDS	LG	TD	PD	FF	FR	YDS	TK	S	A	FF	FR	S	A					
2009	Bengals	1	1	5	3	2	0	0	0.0	0.0	0	0	0	0	0	0	0	0	0	0	0	0	0	0	0	0					
2011	Texans	2	2	8	8	0	1	0	0.0	0.0	0	1	-1	0	0	5	0	0	0	0	0	0	0	0	0	0					
2012	Texans	2	2	10	8	2	0	0	0.0	0.0	0	1	14	14	0	2	0	0	0	0	0	0	0	0	0	0					
2015	Texans	1	1	2	1	1	0	0	0.0	0.0	0	0	0	0	0	0	0	0	0	0	0	0	0	0	0	0					
2016	Texans	2	2	14	14	0	0	0	0.0	0.0	0	0	0	0	0	3	0	0	0	0	0	0	0	0	0	0					
NFL TOTALS		8	8	39	34	5	1	0	0.0	0.0	0	2	13	14	0	10	0	0	0	0	0	0	0	0	0	0					

SINGLE-GAME HIGHS: DEFENSIVE

Total Tackles 15 vs. Jacksonville Jaguars, Nov 02, 2008

Passes Defended 5 vs. Tampa Bay Buccaneers, Sep 27, 2015
...1 more at 5.

Forced Fumbles 2 at Oakland Raiders, Sep 14, 2014

Fumble Recoveries 1 at Miami Dolphins, Oct 25, 2015
...4 more at 1.

Tackles For Loss 1 at Tennessee Titans, Dec 03, 2017
...11 more at 1.

Interceptions 2 vs. Cleveland Browns, Oct 15, 2017
...1 more at 2.

Interception Return Yards 85 vs. Cleveland Browns, Oct 15, 2017

Special Teams Tackles 3 vs. Los Angeles Rams, Dec 09, 2007

Special Teams Fumble Recoveries 1 vs. Los Angeles Chargers, Nov 12, 2006

TEXANS BIOS

SINGLE-GAME HIGHS - POSTSEASON: DEFENSIVE

Total Tackles	10 vs. Oakland Raiders, Jan 07, 2017	Interceptions	1 vs. Cincinnati Bengals, Jan 05, 2013
Passes Defensed	3 vs. Oakland Raiders, Jan 07, 2017		...1 more at 1.
	...1 more at 3.	Interception Return Yards	14 vs. Cincinnati Bengals, Jan 05, 2013
Tackles For Loss	1 vs. Cincinnati Bengals, Jan 07, 2012		

2018 GAME-BY-GAME REGULAR SEASON STATISTICS (TEXANS)

				TACKLES								INTERCEPTIONS						FUMBLES			ST						MISC			
W	DATE	OPPONENT		TK	S	A	SK	YDS	TFL	YDS	QBH	NO	YDS	LG	TD	PD	FF	FR	YDS	TK	S	A	FF	FR	S	A	W/L	SCORE		
01	09/09	at Patriots	S	7	6	1	0.0	0.0	0	0	0	0	0	0	0	1	0	0	0	0	0	0	0	0	0	0	0	L	20-27	
02	09/16	at Titans	S	2	1	1	0.0	0.0	0	0	0	0	0	0	0	0	0	0	0	0	0	0	0	0	0	0	L	17-20		
03	09/23	GIANTS	S	2	2	0	0.0	0.0	0	0	0	0	0	0	0	0	0	0	0	0	0	0	0	0	0	0	L	22-27		
04	09/30	at Colts	S	8	7	1	0.0	0.0	0	0	0	0	0	0	0	1	0	0	0	0	0	0	0	0	0	0	W	37-34+		
05	10/07	COWBOYS	S	2	0	2	0.0	0.0	0	0	0	0	0	0	0	3	0	0	0	0	0	0	0	0	0	0	W	19-16+		
06	10/14	BILLS	S	6	5	1	0.0	0.0	0	0	0	1	28	28	1	2	0	0	0	0	0	0	0	0	0	0	W	20-13		
07	10/21	at Jaguars	S	7	7	0	0.0	0.0	0	0	0	0	0	0	0	1	0	0	0	0	0	0	0	0	0	0	W	20-7		
2018 TOTALS				7-7	34	28	6	0.0	0.0	0	0	1	28	28t	1	8	0	0	0	0	0	0	0	0	0	0	4-3			

+ - Overtime



PETER KALAMBAYI

OUTSIDE LINEBACKER

6-3 | 254 | STANFORD

HOMETOWN: MATTHEWS, N.C. | AGE: 23

ROOKIE | 1ST WITH TEXANS | ACQUIRED: D6C-'18

2018 GP/GS: 6/0 | CAREER GP/GS: 6/0

TEAMS: HOU 2018



58

TRANSACTIONS: Selected by the Houston Texans with the 40th pick of the sixth round (214th overall) in the 2018 NFL Draft.

2018 (Houston 6/0):

- Recorded one special teams tackle on kickoff coverage in his NFL debut when he brought down Patriots WR Cordarrelle Patterson at the 18-yard line at New England (9/9)
- Contributed on special teams at Tennessee (9/16)
- Inactive Week 3 vs. the N.Y. Giants (9/23)
- Notched one special teams tackle when he downed Colts WR Zach Pascal on the 15-yard line at Indianapolis (9/30)
- Contributed on defense and special teams vs. Dallas (10/7)
- Recorded one special teams tackle vs. Buffalo (10/14)
- Contributed on special teams at Jacksonville (10/21)

CAREER AT STANFORD:

- Played four seasons (2014-17) at Stanford (Calif.) University after redshirting the 2013 campaign
- Compiled 190 total tackles (111 solo), 18.5 sacks, 28 tackles for loss, eight pass breakups, two forced fumbles and an interception in 54 career games played

2017 (Stanford):

- Elected team captain by teammates for a second straight year
- Pac-12 All-Academic honorable mention
- National Football Foundation and College Hall of Fame Hampshire Honor Society
- Butkus Award watch list
- Compiled 61 total tackles (31 solo), 7.0 tackles for loss, 4.0 sacks, one pass breakup in 14 games played
- Team-high five solo tackles, 1.0 sack and one pass defended vs. Rice (8/26)
- Recorded 10 tackles (five solo), 1.0 sack and 1.5 tackles for loss vs. Notre Dame (11/25)

2016 (Stanford):

- Elected team captain by teammates
- Butkus Award watch list
- Phil Steele All-Pac-12 preseason first team
- Athlon All-Pac-12 preseason second team
- Started all 13 games played
- Recorded 45 tackles (29 solo), 6.0 tackles for loss, 3.5 sacks, two passes defended
- Compiled six total tackles (3.0 tackles for loss), 2.5 sacks vs. Kansas State (9/2)

- Amassed a team-high seven tackles (four solo), one tackle for loss and one pass defended at Cal (11/19)

2015 (Stanford):

- Pac-12 All-Academic honorable mention
- Butkus Award watch list
- Phil Steele All-Pac-12 preseason third team
- Athlon All-Pac-12 preseason second team
- Recorded 52 tackles (5.5 tackles for loss), 4.5 sacks and three passes defended in 14 games played
- Compiled 12 tackles at Northwestern (9/5) in first career start

2014 (Stanford):

- Earned Pac-12 Defensive Player of the Week (9/29)
- Recorded 32 tackles (19 solo), 9.5 tackles for loss and 6.5 sacks in 13 games played
- Had one tackle, one interception in career debut vs. UC Davis (8/30)
- Compiled six tackles (five solo), 3.0 sacks at Washington (9/27) becoming the first Cardinal with 3.0 sacks in single game since Shayne Skov in the 2011 Orange Bowl

2013 (Stanford):

- Redshirted

PERSONAL:

- Full name is Peter Mukeba KalamBayi
- Son of Liselle KalamBayi
- Attended Butler (N.C.) and played football under head coach Brian Hales
- 2012 PrepStar All-American and Dream Team selection
- 2012 USA Today first team All-American
- Selected to 2013 U.S. Army All-American Bowl
- Finalist for 2012 High School Butkus Award
- Two-time AP first-team all-state
- 2012 Charlotte Observer Defensive Player of the Year
- Earned four varsity football letters
- Led team to undefeated seasons and 4AA state titles in 2009, 2011 and 2012
- 101 tackles (13 for loss), 7.0 sacks, three forced fumbles, three fumble recoveries, one pick in 2012
- Lettered in basketball and track and field
- Averaged 13 rebounds per game as a center on the basketball team
- All-conference in the 4x100m, shot put and discus

TEXANS BIOS

- ✎ All-state in shot put with a personal-best 53.5
- ✎ Born in Raleigh, N.C.

- ✎ Uncle, Khari Joseph, played football at Brown
- ✎ One younger sister, Andrea
- ✎ Family is from Trinidad and Tobago

SINGLE-GAME HIGHS: DEFENSIVE


Special Teams Tackles

1 vs. Buffalo Bills, Oct 14, 2018
...2 more at 1.

2018 GAME-BY-GAME REGULAR SEASON STATISTICS (TEXANS)

				TACKLES								INTERCEPTIONS						FUMBLES			ST					MISC				
W	DATE	OPPONENT		TK	S	A	SK	YDS	TFL	YDS	QBH	NO	YDS	LG	TD	PD	FF	FR	YDS	TK	S	A	FF	FR	S	A	W/L	SCORE		
01	09/09	at Patriots	P	0	0	0	0.0	0.0	0	0	0	0	0	0	0	0	0	0	0	0	1	1	0	0	0	0	0	L	20-27	
02	09/16	at Titans	P	0	0	0	0.0	0.0	0	0	0	0	0	0	0	0	0	0	0	0	0	0	0	0	0	0	L	17-20		
03	09/23	GIANTS		INACTIVE																							L	22-27		
04	09/30	at Colts	P	0	0	0	0.0	0.0	0	0	0	0	0	0	0	0	0	0	0	1	1	0	0	0	0	0	W	37-34+		
05	10/07	COWBOYS	P	0	0	0	0.0	0.0	0	0	0	0	0	0	0	0	0	0	0	0	0	0	0	0	0	0	W	19-16+		
06	10/14	BILLS	P	0	0	0	0.0	0.0	0	0	0	0	0	0	0	0	0	0	0	1	1	0	0	0	0	0	W	20-13		
07	10/21	at Jaguars	P	0	0	0	0.0	0.0	0	0	0	0	0	0	0	0	0	0	0	0	0	0	0	0	0	0	W	20-7		
2018 TOTALS				6-0	0	0	0	0.0	0	0	0	0	0	0	0	0	0	0	0	0	3	3	0	0	0	0	0	4-3		

+ - Overtime



SENI0 KELEMETE

GUARD

6-3 | 301 | WASHINGTON

HOMETOWN: SEATTLE, WASH. | AGE: 28

6TH NFL SEASON | 1ST WITH TEXANS | ACQUIRED: UFA-'18 (NO)

2018 GP/GS: 6/6 | CAREER GP/GS (POST): 64/28 (2/1)

TEAMS: ARI 2012; NO 2014-17; HOU 2018



64

TRANSACTIONS: Selected by the Arizona Cardinals with the 16th pick in the fifth round (151st overall) of the 2012 NFL Draft...Waived by the Cardinals on Aug. 30, 2013...Signed to the New Orleans Saints practice squad on Sept. 2, 2013...Released from the Saints practice squad on Sept. 24, 2013...Signed to the Saints practice squad on Sept. 26, 2013...Signed by the Saints on Jan. 14, 2014...Re-signed with the Saints on March 10, 2016...Signed by the Houston Texans as an unrestricted free agent on March 15, 2018.

2018 (Houston 6/6):

- Started at left guard in his Texans debut at New England (9/9) and helped post the second-highest team rushing total (167) in a season opener in franchise history
- Started at left guard and helped record a second-consecutive game with more than 140 team rushing yards at Tennessee (9/16)
- Active, but did not play vs. the N.Y. Giants (9/23)
- Started at left guard and helped the Texans post 466 yards of total offense at Indianapolis (9/30)
- Started at left guard and helped the Texans offense record 462 yards of total offense vs. Dallas (10/7)
- Started at left guard and recorded his first career fumble recovery vs. Buffalo (10/14)
- Helped the Texans rush for 141 yards and started at left guard at Jacksonville (10/21)

2017 (New Orleans 16/8, 2/1):

- Appeared in all 16 games, starting at three different spots on the offensive line
- Was part of an offensive unit that ranked second in the NFL in yards per game, fifth in rushing yards per game and fifth in passing yards per game
- Started at left guard vs. New England (9/17) in Week 2
- Started at right tackle at Carolina (9/24) in Week 3
- Started at right guard vs. Chicago (10/29) in Week 8 and vs. Tampa Bay (11/5) in Week 9
- Played 47 snaps at guard vs. Carolina in the NFC Wild Card Playoff (1/7/18)
- Started at left guard at Minnesota in the NFC Divisional Playoff (1/14/18), playing every offensive snap

2016 (New Orleans 15/9):

- Played in 15 games, starting nine at left guard and left tackle to help pave the way for the NFL's No. 1 offense
- Played at right guard and also on special teams, blocking for an offense that gained 507 total net yards in the season opener vs.

Oakland (9/11) in Week 1

- Started at left guard and blocked for an offense that gained 523 total net yards vs. Carolina (10/16) in Week 6
- Started at left guard, blocking for an offense that gained 463 total net yards at Kansas City (10/23) in Week 7

2015 (New Orleans 16/5):

- Appeared in all 16 games (five starts) for the first time in his career
- Made first career start at Carolina (9/27) in Week 3, filling in for Jahri Evans
- Made second consecutive start at right guard vs. Dallas (10/4) and blocked for an offense that gained 438 total net yards
- Started at left guard vs. Atlanta (10/15) in Week 6, blocking for an offense that gained 385 total net yards
- Did not surrender a sack in his first career NFL start at left tackle at Atlanta (1/3/16) and was part of an offensive line that gained 323 net yards passing

2014 (New Orleans 10/0):

- Appeared in 10 games, contributing primarily on special teams

2013 (New Orleans 0/0):

- Spent the majority of the season as a member of the Saints practice squad

2012 (Arizona 1/0):

- Inactive Weeks 1-15
- Made NFL debut as a reserve at right guard at San Francisco (12/30) in Week 17. Recorded first career reception off a deflected pass and gained 10 yards in the second quarter

COLLEGE:

- Played four seasons (2008-11) at the University of Washington in Seattle, Wash.
- Saw action in 46 games and made 41 starts in his career with the Huskies
- Elected team captain as a junior and senior
- Started 26 consecutive games at left tackle from 2010-11
- Named second-team All-Pac 12 as a senior
- Started 11 of 12 games at right guard as a sophomore in 2009
- Appeared in eight games (four starts) as a defensive tackle as a freshman
- Was only one of nine true freshmen to start a game for the Huskies in 2008

TEXANS BIOS

PERSONAL:

- ✎ Led Evergreen High School to a 9-2 record as a senior in 2007
- ✎ Honored as the Seamount League's Lineman of the Year on both offense and defense as a senior
- Named to the 3A all-state first team by the Associated Press and

- to the *Seattle Times* All-State team
- ✎ Was also a wrestler and discus thrower at Evergreen High School
- ✎ Won the Seamount League discus title in 2007
- ✎ Participated in the state wrestling tournament as a junior in 2006

SENIO KELEMETE - NFL REGULAR SEASON STATISTICS

DATE	TEAM	GP	GS
2012	Cardinals	1	0
2014	Saints	10	0
2015	Saints	16	5
2016	Saints	15	9
2017	Saints	16	8
2018	Texans	6	6
NFL TOTALS		64	28

SENIO KELEMETE - NFL POSTSEASON STATISTICS

DATE	TEAM	GP	GS
2017	Saints	2	1
NFL TOTALS		2	1


2018 GAME-BY-GAME REGULAR SEASON STATISTICS (TEXANS)

W	DATE	OPPONENT	P/S	W/L	SCORE
01	09/09	at Patriots	S	L	20-27
02	09/16	at Titans	S	L	17-20
03	09/23	GIANTS		L	22-27
04	09/30	at Colts	S	W	37-34+
05	10/07	COWBOYS	S	W	19-16+
06	10/14	BILLS	S	W	20-13
07	10/21	at Jaguars	S	W	20-7
2018 TOTALS		6-6		4-3	

+ - Overtime

2017 GAME-BY-GAME POSTSEASON STATISTICS (SAINTS)

W	DATE	OPPONENT	P/S	W/L	SCORE
01	01/07	PANTHERS	P	W	31-26
02	01/14	at Vikings	S	L	24-29
2017 TOTALS		2-1		1-1	



KENDALL LAMM

TACKLE

6-6 | 299 | APPALACHIAN STATE

HOMETOWN: CHARLOTTE, N.C. | AGE: 26

4TH NFL SEASON | 4TH WITH TEXANS | ACQUIRED: CFA-'15

2018 GP/GS: 6/4 | CAREER GP/GS (POST): 46/15 (3/0)

TEAMS: HOU 2015-18



74

TRANSACTIONS: Signed by the Houston Texans as a college free agent on May 8, 2015...Waived by the Texans on Oct. 28, 2017...Signed by the Texans on Oct. 31, 2017.

2018 (Houston 6/4):

- ✦ Inactive in Week 1 at New England (9/9)
- ✦ Contributed as an extra offensive lineman and on special teams at Tennessee (9/16)
- ✦ Appeared on special teams vs. the N.Y. Giants (9/23)
- ✦ Started at right tackle and helped the Texans gain 466 yards of total offense at Indianapolis (9/30)
- ✦ Started at right tackle and helped the Texans offense record 462 yards of total offense vs. Dallas (10/7)
- ✦ Started at right tackle vs. Buffalo (10/14)
- ✦ Helped the Texans rush for 141 total yards and started at right tackle at Jacksonville (10/21)

2017 (Houston 10/4):

- ✦ Appeared in 10 games with four starts at tackle
- ✦ Started at left tackle in the season opener vs. Jacksonville (9/10)
- ✦ Appeared in relief duty and on special teams in Weeks 2-3 and Weeks 5-6
- ✦ Started at tackle vs. Indianapolis (11/5)
- ✦ Started his third game of the season and helped pave the way for 134 rushing yards, 357 yards of total offense and the team's sixth game of 30-or-more points on the season vs. Arizona (11/19)
- ✦ Started as a tackle and also appeared on special teams vs. San Francisco (12/10)

2016 (Houston 15/3, 2/0):

- ✦ Saw three snaps of action as a reserve offensive lineman in the season opener vs. Chicago (9/11)
- ✦ Played on special teams in Week 2 vs. Kansas City (9/18)
- ✦ Active but did not play in Week 3 at New England (9/22)
- ✦ Made his first start of the season and fifth of his career vs. Tennessee (10/2) in Week 4
- ✦ Played 17 snaps on offense and contributed on special teams at Minnesota (10/9) in Week 5
- ✦ Started as an extra tackle and contributed on special teams vs. Indianapolis (10/16) in Week 6 and at Denver (10/24) in Week 7
- ✦ Played as an extra tackle and contributed on special teams in Weeks 8-12
- ✦ Saw spot duty as an extra tackle and at right tackle in addition to special teams in Week 13 at Green Bay (12/4)
- ✦ Played as an extra tackle and contributed on special teams in Weeks 14-17 and vs. Oakland (1/7/17) in the AFC Wild Card

round

- ✦ Appeared on special teams at New England (1/14/17) in the AFC Divisional round

2015 (Houston 15/4, 1/0):

- ✦ Played in 15 games, making four starts, in his rookie season. Also saw action in the AFC Wild Card game vs. Kansas City (1/9/16)
- ✦ Made his NFL debut at Carolina (9/20) and played right tackle
- ✦ Played right tackle vs. Tampa Bay (9/27)
- ✦ Made his first career NFL start vs. Indianapolis (10/8)
- ✦ Notched his first career fumble recovery following a fumble by RB Arian Foster in the second quarter at Jacksonville (10/18)
- ✦ Recorded his first career reception for a gain of seven yards in the first quarter at Buffalo (12/6)

COLLEGE:

- ✦ Played four seasons (2011-14) at Appalachian State University in Boone, N.C. after redshirting the 2010 campaign
- ✦ First-team All-Sun Belt Conference honoree in 2014
- ✦ Started all 12 games at left tackle in 2014
- ✦ Recorded 46 knockdowns and allowed only 2.0 sacks over a team-high 817 snaps in 2014
- ✦ Clear-cut leader of an offensive line that allowed only 11.0 sacks all season and rushed for 241.8 yards per game in 2014
- ✦ Named first-team All-Southern Conference by the league's coaches and second-team by the media in 2013 after starting all 12 games at left tackle
- ✦ Compiled 28 knockdowns and was charged with allowing only 1.0 sack all season in 2013
- ✦ Started 11-of-12 games at left tackle in 2012 and was not charged with surrendering a sack nor did he commit a penalty
- ✦ Ranked third among Appalachian State's offensive linemen with 672 total plays on the campaign in 2012
- ✦ Started the first seven games of the season at left tackle as a redshirt freshman in 2011
- ✦ Redshirted in 2010

PERSONAL:

- ✦ Played at David W. Butler High School in Matthews, N.C. for Head Coach Mike Newsome
- ✦ First-team all-state honoree as a senior
- ✦ Earned all-conference recognition three times and All-Charlotte Observer honors twice
- ✦ Helped lead Butler to a 15-0 record, the school's first state championship and a No. 2 national ranking according to

TEXANS BIOS

PrepNation.com in 2009

- ✦ Anchored an offensive line that paved the way for the Bulldogs to average 48.4 points per game as a senior
- ✦ Butler was 49-8 during his prep career

✦ Son of Candace Lamm

- ✦ Graduated from Appalachian State in December 2014 with a bachelor's degree in communication-public relations

KENDALL LAMM - NFL REGULAR SEASON STATISTICS

DATE	TEAM	GP	GS
2015	Texans	15	4
2016	Texans	15	3
2017	Texans	10	4
2018	Texans	6	4
NFL TOTALS		46	15

KENDALL LAMM - NFL POSTSEASON STATISTICS

DATE	TEAM	GP	GS
2015	Texans	1	0
2016	Texans	2	0
NFL TOTALS		3	0

2018 GAME-BY-GAME REGULAR SEASON STATISTICS (TEXANS)

W	DATE	OPPONENT	P/S		W/L	SCORE
01	09/09	at Patriots		INACTIVE	L	20-27
02	09/16	at Titans	P		L	17-20
03	09/23	GIANTS	P		L	22-27
04	09/30	at Colts	S		W	37-34+
05	10/07	COWBOYS	S		W	19-16+
06	10/14	BILLS	S		W	20-13
07	10/21	at Jaguars	S		W	20-7
2018 TOTALS		6-4			4-3	

+ - Overtime



GREG MANCZ

CENTER/GUARD

6-4 | 302 | TOLEDO

HOMETOWN: CINCINNATI, OHIO | AGE: 26

4TH NFL SEASON | 4TH WITH TEXANS | ACQUIRED: CFA-'15

2018 GP/GS: 7/2 | CAREER GP/GS (POST): 36/25 (2/2)

TEAMS: HOU 2015-18



65

TRANSACTIONS: Signed by the Houston Texans as a college free agent on May 8, 2015...Re-signed with the Texans on March 14, 2018.

2018 (Houston 7/2):

- ✦ Contributed as a reserve offensive lineman and appeared on special teams at New England (9/9)
- ✦ Played on special teams at Tennessee (9/16)
- ✦ Started at left guard vs. the N.Y. Giants (9/23)
- ✦ Contributed on offense and special teams and helped the Texans post 466 yards of total offense at Indianapolis (9/30)
- ✦ Appeared on special teams vs. Dallas (10/7)
- ✦ Contributed on special teams vs. Buffalo (10/14)
- ✦ Started at right guard and helped the Texans rush for 141 yards at Jacksonville (10/21)

2017 (Houston 10/7):

- ✦ Appeared in 10 games with five starts at guard and two at center
- ✦ Played at guard in the season opener vs. Jacksonville (9/10)
- ✦ Started at right guard at Cincinnati and led a Texans ground attack that put together a 168-yard rushing performance (9/14)
- ✦ Paved the way for a 125-yard rushing performance with a 300-yard passer at New England (9/24)
- ✦ Played on offense and special teams, helping lead the offense to 500-plus yards of total offense and 38 points at Seattle (10/29)
- ✦ Started at right guard and helped pave the way for 384 yards of total offense at Tennessee (12/3)
- ✦ Started his second consecutive game at right guard vs. San Francisco (12/10)
- ✦ Made his first start at center of the season and led the way for a season-best 176 rushing yards vs. Pittsburgh (12/25)

2016 (Houston 16/16, 2/2):

- ✦ Started at center in all 16 regular season games and both postseason contests, making him the only Texans lineman to start every game of the year
- ✦ Made his first career start in the season opener and helped pave the way for RB Lamar Miller's 106-yard rushing performance vs. Chicago (9/11)
- ✦ Helped block for 100-yard rushing performances by RB Lamar Miller vs. Chicago (9/11) in Week 1, vs. Indianapolis (10/16) in Week 6 and at Oakland (11/21) in Week 11
- ✦ Contributed to a Texans ground attack that put together a season-high 181 rushing yards at Jacksonville (11/13) in Week 10
- ✦ Helped RB Lamar Miller rush for 107 yards and a touchdown at Indianapolis (12/11) in Week 14

2015 (Houston 3/0, 0/0):

- ✦ Played in three regular season games in his rookie season
- ✦ Made his NFL debut in the season opener vs. Kansas City (9/13)
- ✦ Came in to play left guard at Carolina (9/20)
- ✦ Played in his final game of the season in Week 3 vs. Tampa Bay (9/27)
- ✦ Inactive in Weeks 4-8
- ✦ Placed on the Reserve/Injured list on Nov. 3

COLLEGE:

- ✦ Played four seasons (2011-14) at the University of Toledo (Ohio)
- ✦ Named second-team All-America by the Football Writers Association of America (FWAA)
- ✦ Only player from Mid-American Conference to make the FWAA All-American team
- ✦ First Rocket to earn All-American honors since Eric Page was named honorable mention by Sports Illustrated in 2011
- ✦ First Toledo offensive lineman to make either first- or second-team All-America on one of the five major All-America teams since Dan Bukovich made the Associated Press first-team in 1938
- ✦ Won the Vern Smith Leadership Award, given annually to the best player in the Mid-American Conference
- ✦ First offensive lineman to win the award in its 33-year history
- ✦ First-team All-MAC selection and leader of offensive line that powered Rocket offense that ranks No. 1 in MAC in scoring, total offense and rushing offense in 2014
- ✦ Maintained a string of 47 consecutive starts
- ✦ One of 12 finalists nationally for the Wuerffel Trophy (community service)
- ✦ Also a candidate for the Rimington Trophy (center), Rotary Lombardo Award (lineman), Campbell Trophy (academics) and All State Good Works Award (community service)

PERSONAL:

- ✦ Parents are Mary Beth Fehring and the late Brian Mancz
- ✦ Toledo Student-Athlete Advisory Council (SAAC) president in 2013-14
- ✦ Member of the Toledo Football Team Leadership Council that organizes volunteer community service activities 2010-14
- ✦ Member of the Toledo Football Leadership Board that makes all team decisions on discipline and practice adjustments 2012-14
- ✦ Vice President for Athletes in Action at Toledo for 2013-14
- ✦ Board for Fellowship of Christian Athletes 2013-14
- ✦ Graduated with a degree in finance

TEXANS BIOS

GREG MANCZ - NFL REGULAR SEASON STATISTICS

DATE TEAM GP GS

2015 Texans 3 0

2016 Texans 16 16

2017 Texans 10 7

2018 Texans 7 2

NFL TOTALS 36 25

GREG MANCZ - NFL POSTSEASON STATISTICS

DATE TEAM GP GS

2016 Texans 2 2

NFL TOTALS 2 2

2018 GAME-BY-GAME REGULAR SEASON STATISTICS (TEXANS)

W	DATE	OPPONENT	P/S	W/L	SCORE
01	09/09	at Patriots	P	L	20-27
02	09/16	at Titans	P	L	17-20
03	09/23	GIANTS	S	L	22-27
04	09/30	at Colts	P	W	37-34+
05	10/07	COWBOYS	P	W	19-16+
06	10/14	BILLS	P	W	20-13
07	10/21	at Jaguars	S	W	20-7
2018 TOTALS			7-2	4-3	

+ - Overtime



NICK MARTIN

CENTER

6-4 | 295 | NOTRE DAME

HOMETOWN: INDIANAPOLIS, IND. | AGE: 25

3RD NFL SEASON | 3RD WITH TEXANS | ACQUIRED: D2-'16

2018 GP/GS: 7/7 | CAREER GP/GS: 21/21

TEAMS: HOU 2016-18



66

TRANSACTIONS: Selected by the Houston Texans with the 19th pick in the second round (50th overall) of the 2016 NFL Draft.

2018 (Houston 7/7):

- Started at center and helped post the second-highest team rushing total (167) in a season opener in franchise history at New England (9/9)
- Started at center and helped record a second-consecutive game with more than 140 team rushing yards at Tennessee (9/16)
- Started at center vs. the N.Y. Giants (9/23)
- Started at center and helped the Texans gain 466 yards of total offense at Indianapolis (9/30)
- Started at center and helped the Texans offense record 462 yards of total offense vs. Dallas (10/7)
- Started at center and recorded his third career tackle vs. Buffalo (10/14)
- Helped the Texans rush for 141 yards and started at center at Jacksonville (10/21)

2017 (Houston 14/14):

- Started in his NFL debut vs. Jacksonville (9/10)
- Started at center and helped lead the team to a 168-yard rushing performance at Cincinnati (9/14)
- Paved the way for a 125-yard rushing performance with a 300-yard passer at New England (9/24)
- Started vs. Tennessee (10/1) and paved the way for a 173-yard rushing performance, 445 yards of total offense, six offensive touchdowns and a franchise-record 57 points
- Started and helped block for a 144-yard rushing performance and five offensive touchdowns vs. Kansas City (10/8)
- Paved the way for 340 net yards of offense and helped the Texans score 30-plus points for a franchise-record fourth straight game vs. Cleveland (10/15)
- Played every snap at center and helped produce 500-plus yards of offense and 38 points at Seattle (10/29)
- Started his eighth consecutive game vs. Indianapolis (11/5)
- Started at center and paved the way for 134 rushing yards, 357 yards of total offense and the team's sixth game of 30-or-more points vs. Arizona (11/19)
- Helped the offense compile 384 total yards at Tennessee (12/3)
- Started at center vs. San Francisco (12/10)
- Placed on the Reserve/Injured list on Dec. 19

2016 (Houston 0/0, 0/0):

- Placed on the Reserve/Injured list on Aug. 30

COLLEGE:

- Played four seasons (2012-15) at the University of Notre Dame in South Bend, Ind. after redshirting the 2011 season
- Saw action in 50 games and made 37 starts in his career with the Fighting Irish
- Named to the Rimington Trophy Watch List (2014-15) and the Lombardi Award Watch List (2014), and served as a team captain his final two seasons
- Started 26 consecutive games from 2014-15
- As a senior in 2015, helped establish a running game that rushed for 207.6 yards per game, the highest average for Notre Dame since 1998
- Played the final 10 games of the 2014 campaign at left guard, marking his first start at any other position than center
- Part of a Fighting Irish offensive line that yielded just 8.0 sacks and ranked second in the Football Bowl Subdivision in fewest sacks allowed in 2013

PERSONAL:

- First-team Indiana all-state pick on Associated Press Class 3A team as offensive lineman
- Named to Indiana Football Coaches Association Top 50 All-State team as one of 10 offensive linemen
- Named to the 2010 Super Team by the Indianapolis Star
- Second-team offensive lineman on U.S. Air Force Medium Schools Prep All-America squad
- Helped fourth-ranked Bishop Chatard High School in Indianapolis to 2010 Indiana Class 3A state title with 28-14 win over South Bend St. Joseph's in state title contest that marked Chatard's record 10th state title
- Chatard ended season with 11-4 record and 10 straight wins after early three-game losing streak
- Helped team to No. 3 state ranking in IFCA final regular-season poll for 2010
- Starter on both offensive and defensive lines
- Rated second-best Class 3A defensive player in Indianapolis area in preseason listings by the Indianapolis Star
- Helped Chatard to 12-2 mark as a junior in 2009 before losing to Evansville Memorial in Indiana state playoff semi-state round
- Father, Keith, played football at Kentucky and was 1982 Academic All-Southeastern Conference pick as team's top defensive tackle while also earning NCAA Postgraduate Scholarship in 1983
- Played for coach Vincent Lorenzano at Bishop Chatard High School
- Son of Pam and Keith Martin

TEXANS BIOS

✎ Brother, Zack, is a three-time All-Pro selection and two-time Pro Bowler as the starting right guard for the Dallas Cowboys after being a first-round pick in the 2014 NFL Draft

✎ Graduated May 2015, with a degree in management consulting from the Mendoza College of Business

NICK MARTIN - NFL REGULAR SEASON STATISTICS

DATE	TEAM	GP	GS
2016	Texans	0	0
2017	Texans	14	14
2018	Texans	7	7
NFL TOTALS		21	21

2018 GAME-BY-GAME REGULAR SEASON STATISTICS (TEXANS)

W	DATE	OPPONENT	P/S	W/L	SCORE
01	09/09	at Patriots	S	L	20-27
02	09/16	at Titans	S	L	17-20
03	09/23	GIANTS	S	L	22-27
04	09/30	at Colts	S	W	37-34+
05	10/07	COWBOYS	S	W	19-16+
06	10/14	BILLS	S	W	20-13
07	10/21	at Jaguars	S	W	20-7
2018 TOTALS			7-7	4-3	

+ - Overtime



TYRANN MATHIEU

SAFETY

5-9 | 190 | LSU

HOMETOWN: NEW ORLEANS, LA. | AGE: 26

6TH NFL SEASON | 1ST WITH TEXANS | ACQUIRED: FA-'18

2018 GP/GS: 7/7 | CAREER GP/GS (POST): 73/64 (1/0)

TEAMS: ARI 2013-17; HOU 2018



32

TRANSACTIONS: Selected by the Arizona Cardinals with the seventh pick in the third round (69th overall) of the 2013 NFL Draft...Re-signed with the Cardinals on Aug. 2, 2016...Waived by the Cardinals on March 14, 2018...Signed by the Houston Texans on March 16, 2018.

2018 (Houston 7/7):

- Intercepted Patriots QB Tom Brady and recovered Patriots TE Rob Gronkowski's fumble in his Texans debut at New England (9/9). Became the first Texans player to record five total tackles, one interception and one fumble recovery in a single game since S Troy Nolan in Week 17 of the 2010 season
- Notched two total tackles at Tennessee (9/16)
- Tallied a team-high nine total tackles (seven solo) and one pass defended vs. the N.Y. Giants (9/23)
- Finished tied for second on the team with seven total tackles (seven solo) and recorded one pass defended at Indianapolis (9/30)
- Tied for second on the team with eight total tackles (six solo) and one tackle for loss vs. Dallas (10/7)
- Finished with three total tackles (three solo) and one pass defended vs. Buffalo (10/14)
- Recorded five total tackles (four solo), 1.0 sack, one interception, one quarterback hit, one tackle for loss and one pass defended at Jacksonville (10/21). Became the fastest active defensive back in the NFL to record 30 career tackles for loss and became the first Texans player to record five total tackles, 1.0 sack and one interception in a game since ILB Dylan Cole in Week 4 of the 2017 season vs. Tennessee

2017 (Arizona 16/16):

- Recorded 74 total tackles (66 solo), two interceptions, seven passes defended, one forced fumble and 1.0 sack
- Compiled three solo tackles, one interception, one tackle for loss and two passes defended at Indianapolis (9/17) in a Week 2 overtime win
- Matched a career-high with 11 solo tackles vs. San Francisco (10/1) in a Week 4 overtime win

2016 (Arizona 10/10):

- Elected defensive team captain by teammates
- Recorded 36 total tackles, three tackles for loss, 1.0 sack, one interception, three passes defended and a forced fumble in 10 games (10 starts)
- Missed Weeks 10-11, 13-14 due to injury before being placed on injured reserve in Week 16
- Returned from an ACL injury suffered in Week 15 in 2015 and

had seven solo tackles, including one for loss, in season opener vs. New England (9/11)

- Forced a fumble in the fourth quarter and had four solo tackles at Buffalo (9/25) in Week 3
- Led team with six solo tackles and recorded first interception of the season in fourth quarter vs. the New York Jets (10/17) in Week 6
- Placed on injured reserve on Dec. 23

2015 (Arizona 14/14):

- Earned first-team AP All-Pro and PFWA All-NFL honors
- Named to first career Pro Bowl
- Tied for the team lead with a career-high five interceptions
- Led the team in passes defended (17)
- Recorded a career-high 89 total tackles (80 solo), 11 tackles for loss, 1.0 sack, one forced fumble and his first career defensive touchdown in 14 games played
- Intercepted QB Colin Kaepernick twice, returning one 33 yards for a touchdown vs. San Francisco (9/27) in Week 3, adding five solo tackles, one tackle for loss and a team-leading two passes defended. Named NFC Defensive Player of the Week for the first time in his career
- Awarded NFC Defensive Player of the Month for November, his first career Player of the Month honor

2014 (Arizona 13/6, 1/0):

- Recorded 38 total tackles (35 solo), four passes defended, two tackles for loss, an interception and a fumble recovery in 13 games played (six starts)
- Compiled six solo tackles in just 15 snaps on defense vs. San Francisco (9/21) in Week 3
- Amassed four solo tackles, one pass defended and a fumble recovery in his first start of the season vs. Washington (10/12) in Week 6
- Recorded one solo tackle in his postseason debut in the AFC Wild Card Playoff at Carolina (1/3/15)

2013 (Arizona 13/11):

- Compiled 67 total tackles (64 solo), nine passes defended, six tackles for loss, two interceptions, a forced fumble and 1.0 sack in 13 games played (11 starts)
- One of three rookies in the NFL to have at least two interceptions, 1.0 sack and one forced fumble
- Named NFL Defensive Rookie of the Month for October
- Led all Cardinals defensive backs with five solo tackles in his NFL debut at St. Louis (9/8) in Week 1. Also forced a fumble in

TEXANS BIOS

the first quarter to save a touchdown

COLLEGE:

- ✦ Played two seasons (2010-11) at Louisiana State University in Baton Rouge, La.
- ✦ Appeared in 26 career games with the Tigers and started 14 contests, registering 133 tackles (93 solo) with 16 tackles for loss, 16 pass breakups, 11 forced fumbles, eight fumble recoveries, four interceptions, 4.0 sacks and two defensive touchdowns
- ✦ His 11 forced fumbles is the most in program history by a wide margin and is tied for the most in SEC history
- ✦ Averaged 15.6 yards per punt return as a sophomore in 2011, including two returns for touchdowns
- ✦ As a sophomore, earned 2011 National Defensive Player of the Year honors, was a unanimous first-team All-American and recipient of the Bednarik Award
- ✦ Became the first defensive back to be invited to the Heisman

Trophy ceremony in New York since Charles Woodson of Michigan in 1997

- ✦ Finished fifth in the 2011 Heisman Trophy voting with 327 total points and 34 first-place votes
- ✦ Made a \$1 million donation to LSU for the Football Operations Center nicknamed "Honey Badger" and to establish a scholarship at the university
- ✦ Majored in sports administration

PERSONAL:

- ✦ Son of Tyrone and Sheila Mathieu
- ✦ Has four siblings, Tyrone, Devon, Corey and Kerry
- ✦ Coached by David Johnson at St. Augustine High School
- ✦ Named to the *New Orleans Times-Picayune* 2010 Blue-Chip List, the *Baton Rouge Advocate* Super Dozen and the *Mobile Press Register* Super Southeast 120
- ✦ Recorded 32 total tackles, five interceptions, 1.0 sack and one fumble recovery as a senior in 2009

TYRANN MATHIEU - NFL REGULAR SEASON STATISTICS

DATE	TEAM	GP	GS	TK	S	A	TACKLES				QBH	NO	INTERCEPTIONS				FUMBLES				ST				MISC	
							TFL	YDS	SK	YDS			YDS	LG	TD	PD	FF	FR	YDS	TK	S	A	FF	FR	S	A
2013	Cardinals	13	11	67	64	3	6	19	1.0	10.0	3	2	7	7	0	9	1	0	0	1	1	0	0	0	0	0
2014	Cardinals	13	6	38	35	3	2	5	0.0	0.0	4	1	9	9	0	4	0	1	9	0	0	0	0	0	0	0
2015	Cardinals	14	14	89	80	9	11	26	1.0	9.0	3	5	92	33t	1	17	1	0	0	0	0	0	0	0	0	0
2016	Cardinals	10	10	35	33	2	3	17	1.0	11.0	1	1	9	5	0	4	1	0	0	0	0	0	0	0	0	0
2017	Cardinals	16	16	74	66	8	6	14	1.0	3.0	4	2	16	15	0	7	1	0	0	4	4	0	0	0	0	0
2018	Texans	7	7	39	32	7	2	8	1.0	4.0	1	2	2	2	0	5	0	1	1	0	0	0	0	0	0	0
NFL TOTALS		73	64	342	310	32	30	89	5.0	37.0	16	13	135	33t	1	46	4	2	10	5	5	0	0	0	0	0

TYRANN MATHIEU - NFL POSTSEASON STATISTICS

DATE	TEAM	GP	GS	TK	S	A	TACKLES				QBH	NO	INTERCEPTIONS				FUMBLES				ST				MISC	
							TFL	YDS	SK	YDS			YDS	LG	TD	PD	FF	FR	YDS	TK	S	A	FF	FR	S	A
2014	Cardinals	1	0	1	1	0	0	0	0.0	0.0	0	0	0	0	0	0	0	0	0	0	0	0	0	0	0	0
NFL TOTALS		1	0	1	1	0	0	0	0.0	0.0	0	0	0	0	0	0	0	0	0	0	0	0	0	0	0	0

SINGLE-GAME HIGHS: DEFENSIVE

Total Tackles 13 at San Francisco 49ers, Nov 29, 2015
Sacks 1.0 at Jacksonville Jaguars, Oct 21, 2018
 ...4 more at 1.0.
Passes Defensed 3 vs. Jacksonville Jaguars, Nov 26, 2017
 ...2 more at 3.
Forced Fumbles 1 at San Francisco 49ers, Nov 05, 2017
 ...3 more at 1.
Fumble Recoveries 1 at New England Patriots, Sep 09, 2018
 ...1 more at 1.

Tackles For Loss 3 vs. Baltimore Ravens, Oct 26, 2015
Interceptions 2 vs. San Francisco 49ers, Sep 27, 2015
Interception Return Yards 50 vs. San Francisco 49ers, Sep 27, 2015
Special Teams Tackles 1 at Seattle Seahawks, Dec 31, 2017
 ...4 more at 1.

SINGLE-GAME HIGHS - POSTSEASON: DEFENSIVE

Total Tackles 1 at Carolina Panthers, Jan 03, 2015

TEXANS BIOS

2018 GAME-BY-GAME REGULAR SEASON STATISTICS (TEXANS)

W	DATE	OPPONENT	TK	S	A	TACKLES					INTERCEPTIONS					FUMBLES			ST					MISC		W/L	SCORE
						SK	YDS	TFL	YDS	QBH	NO	YDS	LG	TD	PD	FF	FR	YDS	TK	S	A	FF	FR	S	A		
01	09/09	at Patriots	S	5	3	2	0.0	0.0	0	0	0	0	0	0	1	0	1	1	0	0	0	0	0	0	0	L	20-27
02	09/16	at Titans	S	2	2	0	0.0	0.0	0	0	0	0	0	0	0	0	0	0	0	0	0	0	0	0	0	L	17-20
03	09/23	GIANTS	S	9	7	2	0.0	0.0	0	0	0	0	0	0	1	0	0	0	0	0	0	0	0	0	0	L	22-27
04	09/30	at Colts	S	7	7	0	0.0	0.0	0	0	0	0	0	0	1	0	0	0	0	0	0	0	0	0	0	W	37-34+
05	10/07	COWBOYS	S	8	6	2	0.0	0.0	1	4	0	0	0	0	0	0	0	0	0	0	0	0	0	0	0	W	19-16+
06	10/14	BILLS	S	3	3	0	0.0	0.0	0	0	0	0	0	0	1	0	0	0	0	0	0	0	0	0	0	W	20-13
07	10/21	at Jaguars	S	5	4	1	1.0	4.0	1	4	1	2	2	0	1	0	0	0	0	0	0	0	0	0	0	W	20-7
2018 TOTALS			7-7	39	32	7	1.0	4.0	2	8	1	2	2	0	5	0	1	1	0	0	0	0	0	0	0	4-3	

+ - Overtime



BENARDRICK MCKINNEY

INSIDE LINEBACKER

6-4 | 257 | MISSISSIPPI STATE

HOMETOWN: TUNICA, MISS. | AGE: 25

4TH NFL SEASON | 4TH WITH TEXANS | ACQUIRED: 02-'15

2018 GP/GS: 7/7 | CAREER GP/GS (POST): 53/50 (3/3)

TEAMS: HOU 2015-18



55

TRANSACTIONS: Selected by the Houston Texans with the 11th pick in the second round (43rd overall) of the 2015 NFL Draft...Signed a contract extension with the Texans on June 14, 2018.

HONORS:

- ✦ Associated Press Second-Team All-Pro (2016)

2018 (Houston 7/7):

- ✦ Recorded seven total tackles (five solo) at New England (9/9)
- ✦ Tallied five total tackles (one solo) at Tennessee (9/16)
- ✦ Notched seven total tackles (three solo) and one tackle for loss vs. the N.Y. Giants (9/23). Passed Brooks Reed (25) for the ninth-most career tackles for loss in team history
- ✦ Registered five solo stops at Indianapolis (9/30)
- ✦ Finished tied for second on the team with eight total tackles (six solo), 0.5 sack, one tackle for loss and one quarterback hit vs. Dallas (10/7). Split a five-yard sack of Cowboys QB Dak Prescott with DE/OLB Jadeveon Clowney to force 4th down late in the third quarter
- ✦ Tallied 11 total tackles (six solo), 1.0 sack, two quarterback hits and one tackle for loss vs. Buffalo (10/14). Notched 11 total tackles and 1.0 sack in a game for the fourth time in his career, which passes DeMeco Ryans and Jamie Sharper (three) for the most games with at least 11 total tackles and 1.0 sack in franchise history
- ✦ Finished with seven total tackles (six solo) and one quarterback hit at Jacksonville (10/21)

2017 (Houston 16/16):

- ✦ Compiled a team-leading 95 total tackles (62 solo) along with 3.0 sacks, eight quarterback hits, a single-season career-high 10 tackles for loss, one forced fumble and one pass defended while starting all 16 games
- ✦ Finished sixth in the league in total tackles among all players with 3.0-or-more sacks in 2017
- ✦ Registered a team-high 11 combined tackles in the season opener vs. Jacksonville (9/10)
- ✦ Recorded career-highs with 2.0 sacks and three tackles for loss while adding six total tackles at Cincinnati (9/14)
- ✦ Made five total tackles with one quarterback hit at New England (9/24)
- ✦ Started and made six total tackles and two tackles for loss vs. Kansas City (10/8)
- ✦ Made a game-high seven solo tackles and finished with a team-high eight total tackles vs. Cleveland (10/15)
- ✦ Produced three total tackles, one quarterback hit and notched his

first pass defended of the season at the Los Angeles Rams (11/12)

- ✦ Finished with a team-high nine total tackles vs. Arizona (11/19)
- ✦ Notched five total tackles on the day to pass C.C. Brown (251) for the 11th-most tackles in team history and produced his ninth tackle for loss on the season to establish a career high at Baltimore (11/27)
- ✦ Tallied seven total tackles, one tackle for loss and his third sack of the season at Tennessee (12/3)

2016 (Houston 16/16, 2/2):

- ✦ The only player in the NFL in 2016 and the second player in franchise history (Jamie Sharper in 2002) with at least 100 tackles and 5.0 sacks
- ✦ Finished 11th in the NFL in total tackles with 129
- ✦ Became the seventh player in franchise history to record a 100-tackle season
- ✦ Passed DeMeco Ryans (127 in 2007) for the eighth-most total tackles in a single season in Texans history
- ✦ Led the team in tackles and ranked third in sacks
- ✦ Set single-season career highs in tackles (129), quarterback hits (11), sacks (5.0), passes defended (two) and forced fumbles (one)
- ✦ His 69 total tackles through Week 7 were the most through the first seven games of a season in franchise history
- ✦ Led the team in total tackles in Weeks 2-7 and 11
- ✦ Tied for second on the team with five total tackles (two solo) and added a career-high two quarterback hits in the season opener vs. Chicago (9/11)
- ✦ Led the team with a season-high eight tackles to go along with 1.0 sack vs. Kansas City (9/18)
- ✦ Posted a single-game career-high 16 total tackles at New England (9/22) in Week 3, which marked the highest single-game total by a Texan since ILB Brian Cushing (17) in 2014
- ✦ Also notched 1.0 sack at New England (9/22), giving him a new single-season career high
- ✦ Led the team in total tackles for the third straight week with nine total (six solo) and forced a fumble vs. Tennessee (10/2) in Week 4
- ✦ Led the team with 10 tackles (five solo), marking his second 10-tackle game of the year, at Minnesota (10/9) in Week 5
- ✦ Collected a team-high 12 total tackles (seven solo), 1.0 sack and two quarterback hits vs. Indianapolis (10/16) in Week 6
- ✦ Finished second on the team with nine tackles (seven solo) at Denver (10/24) in Week 7
- ✦ Tied for the team lead with seven total tackles (six solo) and

- recorded two tackles for loss at Jacksonville (11/13) in Week 10
- ✦ Posted a team-high eight tackles (all solo) and notched one tackle for loss at Oakland (11/21) in Week 11
- ✦ Notched his fourth 10-tackle game of the season with 12 total tackles (eight solo) to go along with 1.0 sack and two quarterback hits vs. San Diego (11/27) in Week 12
- ✦ Tied for the team lead with eight total tackles (five solo), adding one pass defended and one quarterback hit, at Indianapolis (12/11) in Week 14
- ✦ Led the team with seven total tackles (four solo), to go along with 1.0 sack of Jaguars QB Blake Bortles and two quarterback hits vs. Jacksonville (12/18) in Week 15
- ✦ Tied for second on the team with seven total tackles, including five solo stops, vs. Cincinnati (12/24) in Week 16
- ✦ Made seven total tackles (three solo) vs. Oakland (1/7/17) in the AFC Wild Card round
- ✦ Posted the first two postseason passes defended of his career at New England (1/14/17) in the AFC Divisional round

2015 (Houston 14/11, 1/1):

- ✦ Made one special teams tackle in his NFL debut vs. Kansas City (9/13)
- ✦ Tallied the first two tackles, including one for loss, of his career at Carolina (9/20)
- ✦ Made his first NFL start vs. Tampa Bay (9/27). Recorded two tackles (one solo) and one special teams tackle (9/27)
- ✦ Finished second on the team with seven total tackles (six solo) vs. Indianapolis (10/8)
- ✦ Inactive in Weeks 7-8
- ✦ Led the team with nine total tackles (six solo), including one for loss at Cincinnati
- ✦ Tied for third on the team with eight total tackles, including four solo stops, vs. New England (12/13)
- ✦ His tackle total was his second-highest single-game output of the season (12/13)
- ✦ Tied for the team lead with seven total tackles (three solo), including two for loss and 1.0 sack at Indianapolis (12/20)
- ✦ Picked up his first career sack when he brought down Colts QB Matt Hasselbeck for an 11-yard loss in the third quarter at Indianapolis (12/20). The sack pinned the Colts at their own one-yard line and forced a punt
- ✦ Finished second on the team with nine total tackles, including four solo stops in Wild Card Game vs. Kansas City (1/9/16)
- ✦ Posted the second-most tackles by a rookie in a Texans postseason game (1/9/16)

COLLEGE:

- ✦ Played three seasons (2012-14) at Mississippi State University in Starkville, Miss. after redshirting the 2011 campaign
- ✦ One of the all-time great linebackers in school history, becoming the program's first first-team All-America linebacker since 1999
- ✦ Mississippi State's top tackler in his final two seasons
- ✦ Played in 39 games with 36 starts in three seasons with the Bulldogs
- ✦ Recorded 244 total tackles, 19.5 tackles for loss, 7.5 sacks, seven passes defended and six fumble recoveries
- ✦ First-team All-America honors in 2014 from the Football Writers Association, ESPN, Phil Steele and Sports Illustrated
- ✦ Started all 13 games at middle linebacker and for the second straight year in 2014, was the Bulldogs' top tackler recording 71 with eight tackles for loss, 3.0 sacks, four passes defended, three fumble recoveries and one forced fumble
- ✦ Named to College Football News' All-Sophomore squad in 2013 when he racked up a team-best 71 total tackles, which ranked fourth among all sophomores in the SEC, and tied for the team lead in tackles for loss with 7.0 and sacks with 3.5
- ✦ Named a First-Team Freshman All-American by CBSSports.com, FoxSportsNext, Phil Steele and CollegeFootballNews.com in 2012
- ✦ Led all SEC freshmen and tied for second among freshman in the FBS with 102 total tackles in 2012, which also ranked sixth overall in the SEC, while playing in all 13 games (10 starts)
- ✦ Earned All-SEC Freshman honors by the SEC coaches and ESPN.com in 2012 when he totaled 4.5 tackles for loss, a sack, four pass breakups and a fumble recovery
- ✦ Sat out his first season as a redshirt freshman in 2011

PERSONAL:

- ✦ Attended Rosa Fort High School in Tunica, Miss.
- ✦ A top defensive prospect in the state of Mississippi and was the first Rosa Fort player to sign with an SEC program since 2001
- ✦ Led the RFHS Lions to a 3-3 finish in Region 2 play and a first-round playoff appearance in the Class 4A state playoffs
- ✦ Selected by the state's high school coaches to the North/South All-Star Game as a linebacker
- ✦ Started at quarterback for Rosa Fort during senior season and accounted for 2,036 total yards of offense and 22 touchdowns with 1,334 passing and 702 yards on the ground
- ✦ Credited with 66 total tackles from linebacker spot
- ✦ Threw for 530 yards with five touchdowns as a junior
- ✦ Started for the Rosa Fort basketball team

BENARDRICK MCKINNEY - NFL REGULAR SEASON STATISTICS

		TACKLES									INTERCEPTIONS					FUMBLES					ST				MISC	
DATE	TEAM	GP	GS	TK	S	A	TFL	YDS	SK	YDS	QBH	NO	YDS	LG	TD	PD	FF	FR	YDS	TK	S	A	FF	FR	S	A
2015	Texans	14	11	58	35	23	7	22	1.0	11.0	2	0	0	0	0	0	0	0	0	5	2	3	0	0	0	0
2016	Texans	16	16	129	79	50	8	34	5.0	31.0	11	0	0	0	0	2	1	0	0	0	0	0	0	0	0	0
2017	Texans	16	16	95	62	33	10	26	3.0	8.0	8	0	0	0	0	1	1	0	0	0	0	0	0	0	0	0
2018	Texans	7	7	51	33	18	3	8	1.5	7.5	4	0	0	0	0	0	0	0	0	0	0	0	0	0	0	0
NFL TOTALS		53	50	333	209	124	28	90	10.5	57.5	25	0	0	0	0	3	2	0	0	5	2	3	0	0	0	0

TEXANS BIOS

BENARDRICK MCKINNEY - NFL POSTSEASON STATISTICS

SEASONAL RECORD - 1970-1971 SEASON STATISTICS																											
TACKLES												INTERCEPTIONS				FUMBLES				ST				MISC			
DATE	TEAM	GP	GS	TK	S	A	TFL	YDS	SK	YDS	QBH	NO	YDS	LG	TD	PD	FF	FR	YDS	TK	S	A	FF	FR	S	A	
2015	Texans	1	1	9	4	5	0	0	0.0	0.0	0	0	0	0	0	0	0	0	0	0	0	0	0	0	0	0	
2016	Texans	2	2	12	6	6	0	0	0.0	0.0	0	0	0	0	0	2	0	0	0	0	0	0	0	0	0	0	
NFL TOTALS		3	3	21	10	11	0	0	0.0	0.0	0	0	0	0	0	2	0	0	0	0	0	0	0	0	0	0	

SINGLE-GAME HIGHS: DEFENSIVE

Total Tackles 16 at New England Patriots, Sep 22, 2016
Sacks 2.0 at Cincinnati Bengals, Sep 14, 2017
Passes Defensed 1 at Los Angeles Rams, Nov 12, 2017
 ...2 more at 1.

Forced Fumbles 1 vs. Jacksonville Jaguars, Sep 10, 2017
 ...1 more at 1.
Tackles For Loss 3 at Cincinnati Bengals, Sep 14, 2017
Special Teams Tackles 2 vs. New England Patriots, Dec 13, 2015
 ...1 more at 2.

SINGLE-GAME HIGHS - POSTSEASON: DEFENSIVE

Total Tackles 9 vs. Kansas City Chiefs, Jan 09, 2016
Passes Defensed 2 at New England Patriots, Jan 14, 2017

2018 GAME-BY-GAME REGULAR SEASON STATISTICS (TEXANS)

			TACKLES								INTERCEPTIONS						FUMBLES			ST					MISC			
W	DATE	OPPONENT	TK	S	A	SK	YDS	TFL	YDS	QBH	NO	YDS	LG	TD	PD	FF	FR	YDS	TK	S	A	FF	FR	S	A	W/L	SCORE	
01	09/09	at Patriots	S	7	5	2	0.0	0.0	0	0	0	0	0	0	0	0	0	0	0	0	0	0	0	0	0	L	20-27	
02	09/16	at Titans	S	6	1	5	0.0	0.0	0	0	0	0	0	0	0	0	0	0	0	0	0	0	0	0	0	L	17-20	
03	09/23	GIANTS	S	7	3	4	0.0	0.0	1	2	0	0	0	0	0	0	0	0	0	0	0	0	0	0	0	L	22-27	
04	09/30	at Colts	S	5	5	0	0.0	0.0	0	0	0	0	0	0	0	0	0	0	0	0	0	0	0	0	0	W	37-34+	
05	10/07	COWBOYS	S	8	7	1	0.5	2.5	1	1	1	0	0	0	0	0	0	0	0	0	0	0	0	0	0	W	19-16+	
06	10/14	BILLS	S	11	6	5	1.0	5.0	1	5	2	0	0	0	0	0	0	0	0	0	0	0	0	0	0	W	20-13	
07	10/21	at Jaguars	S	7	6	1	0.0	0.0	0	0	1	0	0	0	0	0	0	0	0	0	0	0	0	0	0	W	20-7	
2018 TOTALS			7-7	51	33	18	1.5	7.5	3	8	4	0	0	0	0	0	0	0	0	0	0	0	0	0	0	4-3		

+ - Overtime



WHITNEY MERCILUS

OUTSIDE LINEBACKER

6-4 | 258 | ILLINOIS

HOMETOWN: AKRON, OHIO | AGE: 28

7TH NFL SEASON | 7TH WITH TEXANS | ACQUIRED: D1-'12

2018 GP/GS: 7/5 | CAREER GP/GS (POST): 90/68 (5/3)

TEAMS: HOU 2012-18



59

TRANSACTIONS: Selected by the Houston Texans in the first round (26th overall) of the 2012 NFL Draft...Re-signed with the Texans on May 5, 2015.

HONORS:

- Associated Press Second-Team All-Pro (2016)
- AFC Defensive Player of the Month (December 2015)
- AFC Defensive Player of the Week (Week 1, 2016)

CAREER:

- Ranks third in franchise history with 39.5 sacks
- The franchise postseason sack leader with 6.0
- Became the first player in franchise history and the fifth player in the NFL since 1982 to post two games with 3.5-or-more sacks in a season in 2015
- Tied DE Mario Williams (12.0 in 2008) for the fifth-most sacks in a season in franchise history in 2015
- Has 10 career games with 2.0-or-more sacks
- Tied the franchise rookie record for sacks with 6.0 in 2012
- Has appeared in four career playoff games, totaling 16 total tackles (10 solo), 5.0 sacks and one special teams tackle
- Joined Kevin Greene, Terrell Suggs and Von Miller as the only players since 1982 with 5.0 sacks over two playoff games
- Became the first player in franchise history to record multiple sacks in two straight postseason contests, dating back to 2016's AFC Wild Card matchup against Kansas City (1/9/16)
- Tied with OLB Brooks Reed and DE J.J. Watt (5.0) for the most career sacks in Texans postseason history and is one tackle for loss shy of Watt's franchise-record seven
- Recorded the most sacks (3.0) in a postseason game in Texans history, while tying for the fourth-most by any NFL player in a playoff contest, vs. Kansas City (1/9/16)

2018 (Houston 7/5):

- Amassed two total tackles at New England (9/9)
- Registered three total tackles (two solo) at Tennessee (9/16)
- Tallied three total tackles (one solo) vs. the N.Y. Giants (9/23)
- Recorded one solo stop, one tackle for loss and three quarterback hits at Indianapolis (9/30)
- Contributed on defense and special teams vs. Dallas (10/7)
- Notched four total tackles and one quarterback hit vs. Buffalo (10/14)
- Finished with four solo tackles, 1.0 sack, two forced fumbles, one quarterback hit and one tackle for loss at Jacksonville (10/21). Set a single-game career-high for forced fumbles and tied Brian Cushing (nine) for the third-most career forced fumbles in franchise history

2017 (Houston 5/5):

- Tallied 10 total tackles (nine solo), 1.0 sack, one tackle for loss, one forced fumble and one quarterback hit in five games
- Recorded five tackles and one tackle for loss in the season opener vs. Jacksonville (9/10)
- Finished with six tackles, his first sack of the season and forced one fumble that was returned for a touchdown at New England (9/24)
- Placed on the Reserve/Injured list on Oct. 11

2016 (Houston 15/15, 2/2):

- Tied for the league lead with four fumble recoveries and led the team with 7.5 sacks
- Tied for 14th in the NFL with 13 tackles for loss
- Totaled four total tackles (two solo), 2.0 sacks and one forced fumble in the season opener vs. Chicago (9/11)
- His strip-sack of Bears QB Jay Cutler gave him 2.0 sacks for the game and his third straight multiple-sack game (including postseason) dating back to Week 17 of the 2015 season, vs. Chicago (9/11)
- Finished with three total tackles (one solo), a quarterback hit and notched a fumble recovery after a strip-sack by OLB John Simon on Chiefs QB Alex Smith vs. Kansas City (9/18)
- Finished second on the team and set a season high with seven total tackles (five solo), one tackle for loss and one quarterback hit vs. Tennessee (10/2) in Week 4
- Recorded three total tackles, 1.5 sacks and set a single-game career high with five quarterback hits at Minnesota (10/9) in Week 5
- Split a sack with DE Antonio Smith on QB Sam Bradford in the first quarter and added a full sack one quarter later, also on third down, at Minnesota (10/9)
- Notched six total tackles (four solo), 1.0 sack and two tackles for loss vs. Indianapolis (10/16)
- Tied a single-season career high (two in 2015) with his second fumble recovery of the year and fifth of his career, at Jacksonville (11/13) in Week 10
- Logged four total tackles (all solo), including a season-high three for loss, and two quarterback hits vs. San Diego (11/27) in Week 12
- Sacked Packers QB Aaron Rodgers, posted three tackles for loss and set a career high with his third fumble recovery of the season at Green Bay (12/4) in Week 13
- Posted three solo tackles, four quarterback hits, one pass defended and one fumble recovery at Indianapolis (12/11) in Week 14

- Matched his season high with 2.0 sacks of Bengals QB Andy Dalton, giving him his 10th career game with 2.0-or-more sacks, vs. Cincinnati (12/24) in Week 16
- Tied for second on the team with seven tackles (five solo), and recorded three tackles for loss and 2.0 sacks vs. Oakland (1/7/17) in the AFC Wild Card round
- Finished with four total tackles, three quarterback hits, one pass defended and 1.0 sack, giving him a franchise-best 6.0 for his postseason career, at New England (1/14/17) in the AFC Divisional round

2015 (Houston 16/10, 1/1):

- Finished the year with 50 total tackles (32 solo), 12.0 sacks, 16 quarterback hits, 14 tackles for loss, two passes defended, two fumble recoveries and one forced fumble. His sack and tackles for loss totals set single-season career highs, while he tied his personal-best for total tackles
- Tied Mario Williams (12.0 in 2008) for the fifth-most sacks in a season in franchise history
- Named AFC Defensive Player of the Month for December
- Had two total tackles (one solo), one tackle for loss and one fumble recovery vs. Tampa Bay
- Registered his first 2.0 sacks of the season at Jacksonville (10/18)
- Posted a career-high 3.5 sacks vs. Tennessee (11/1), which is tied for the second-most in a game in Texans history (LB Connor Barwin, 4.0 at Jacksonville, 11/27/11, and DE Mario Williams, 3.5 vs. Denver, 12/13/07)
- Tied for second on the team with seven total tackles (six solo), while adding four tackles for loss and four quarterback hits vs. Tennessee (11/1)
- Finished with five tackles, including three for loss, and a sack at Cincinnati (11/16)
- Registered four total tackles (three solo) and one pass defended at Buffalo (12/6), his second of the year and first since Week 1 against Kansas City (9/13)
- Set a single-season career-high in sacks (7.5) after he brought down Patriots QB Tom Brady for a nine-yard loss in the fourth quarter vs. New England (12/13)
- Finished the game with five total tackles (three solo) and 1.0 sack vs. New England (12/13)
- Sacked Colts QB Charlie Whitehurst in the fourth quarter at Indianapolis (12/20)
- Tallied five total tackles (three solo), 3.5 sacks, three quarterback hits, two tackles for loss, one forced fumble and one fumble recovery vs. Jacksonville (1/3/16)
- Became the first player in franchise history and the fifth player in the NFL since 1982 to post two games with 3.5-or-more sacks in a season
- Recorded the most sacks (3.0) in a postseason game in Texans history, while tying for the fourth-most by any NFL player, in a playoff contest vs. Kansas City (1/9/16)
- Finished with eight total tackles (five solo), 3.0 sacks for a loss of 17 yards and four quarterback hits in Wild Card Game vs. Kansas City (1/9/16)

2014 (Houston 15/13):

- Started 13-of-15 games and registered 50 total tackles, 5.0 sacks, 11 quarterback hits, nine tackles for loss and two forced fumbles
- Started and recorded a tackle at Oakland (9/14) in Week 2
- Made five total tackles at N.Y. Giants (9/21) in Week 3

- Recorded two quarterback hits and made two tackles vs. Buffalo (9/28) in Week 4
- Made five total tackles and added a tackle for loss and quarterback hit at Dallas (10/5) in Week 5
- Recorded six total tackles, two tackles for loss and a quarterback hit vs. Indianapolis (10/9) in Week 6
- Recorded the fourth multi-sack game of his career at Pittsburgh (10/20). Strip-sacked Ben Roethlisberger in the first quarter and finished the game with five total tackles, two tackles for loss, one quarterback hit and one pass defended
- Had a multi-sack game for the fifth time in his career and second time this season vs. Philadelphia (11/2) in Week 9. Tied for the team lead with a career-high nine total tackles. Set a season high with three quarterback hits and tied a season high with two tackles for loss
- Made five total tackles vs. Cincinnati (11/23) in Week 12
- Had three total tackles and a tackle for loss vs. Tennessee (11/30) in Week 13
- Inactive in Week 15
- Had three total tackles and forced his second fumble of the season vs. Baltimore (12/21) in Week 16
- Sacked Jaguars QB Blake Bortles for three yards vs. Jacksonville (12/28) in Week 17. Finished with three total tackles, one tackle for loss and one quarterback hit

2013 (Houston 16/16):

- Started all 16 games at WILL linebacker and recorded 65 total tackles, 7.0 sacks, 18 quarterback hits and six tackles for loss
- Recorded seven total tackles (five solo) and 1.0 sack for a loss of six yards at San Diego (9/9)
- Amassed eight total tackles (four solo) and 2.5 sacks vs. Seattle (9/29)
- Recorded six total tackles (three solo) and 1.0 sack at San Francisco (10/6)
- Added another sack to go along with four solo tackles vs. Jacksonville (11/24)
- Recorded his seventh sack of the season vs. Denver (12/22)

2012 (Houston 16/4, 2/0):

- Tied the Texans rookie record for sacks in a season with 6.0
- Made his Texans and NFL debut at outside linebacker in the season opener vs. Miami (9/9)
- Registered his first career sack and forced a fumble when he dropped Ravens QB Joe Flacco for a two-yard loss in the first quarter vs. Baltimore (10/21)
- Recorded 2.0 sacks and collected his second career forced fumble vs. Buffalo (11/4)
- Made two total tackles (one solo) at Chicago (11/11)
- Collected a season-high four tackles at Detroit (11/22)
- Sacked Titans QB Jake Locker twice for a total loss of six yards and recovered a fumble at Tennessee (12/2)
- Sacked Patriots QB Tom Brady for a seven-yard loss in the third quarter at New England (12/10) to give him 6.0 sacks on the season, tying the franchise rookie sack record set by OLB Brooks Reed in 2011
- Made his postseason debut in the AFC Wild Card Playoff vs. Cincinnati (1/5/13)
- Made one tackle and one special teams tackle in AFC Divisional Playoff at New England (1/13/13)

COLLEGE:

TEXANS BIOS

- Played three seasons (2009-11) at the University of Illinois in Champaign, Ill. after redshirting the 2008 campaign
- Started 15-of-37 games with the Illini, recording 81 total tackles (42 solo) with 18.0 sacks (119 yards), 28 tackles for loss (150 yards), 11 forced fumbles and two fumble recoveries
- Tied for eighth in NCAA FBS history with 11 forced fumbles, which also ranks fifth all-time in the Big Ten Conference and is second on the Illini all-time list (13 by Simeon Rice from 1992-95)
- Set a school and Big Ten single-season record with nine forced fumbles in 2011
- Third on the Illinois single-season tackle for loss chart with 22.5 in 2011
- Earned 2011 All-America and All-Big Ten Conference first-team honors from The NFL Draft Report as the scouting service named him the league's Player of the Year and National Defensive Lineman of the Year
- Mid-season All-America from Phil Steele's College Football and was selected National Defensive Lineman of the Week for his performance vs. Indiana (3.0 sacks) his senior season
- Led the nation in sacks per game (1.23) and fumbles forced per game (0.833) as a senior

- Recorded a career-high 57 total tackles (28 solo) with 16.0 sacks (105 yards) to tie the school season-record that was first set by Simeon Rice in 1994
- Played in all 13 games, starting two games at weak-side defensive end his junior season
- Recorded 16 total tackles (eight solo) with a 7-yard sack and three tackles for loss in 2010
- Recorded eight total tackles (four solo), two assisted sacks and 3.5 tackles for loss in 2009
- Redshirted as a freshman

PERSONAL:

- Attended Garfield High School in Akron, Ohio
- Played defensive end and tight end and earned Northeast Ohio Inland All-Star team, Cleveland Plain-Dealer Defensive All-Star team and All-District honors after leading the Rams to a 7-3 record in 2007
- A Prep Star All-Region and All-Akron City League choice, he recorded 36 solo tackles with a pair of sacks, six stops behind the line of scrimmage and four fumble recoveries, advancing one 36 yards for a score

WHITNEY MERCILUS - NFL REGULAR SEASON STATISTICS

		TACKLES								INTERCEPTIONS					FUMBLES					ST				MISC		
DATE	TEAM	GP	GS	TK	S	A	TFL	YDS	SK	YDS	QBH	NO	YDS	LG	TD	PD	FF	FR	YDS	TK	S	A	FF	FR	S	A
2012	Texans	16	4	18	15	3	6	0	6.0	17.0	7	0	0	0	0	1	2	1	0	7	5	2	0	0	0	0
2013	Texans	16	16	47	33	14	6	31	7.0	36.0	18	0	0	0	0	0	0	0	0	0	0	0	0	0	0	0
2014	Texans	15	13	50	31	19	9	35	5.0	30.0	11	0	0	0	0	0	2	0	0	0	0	0	0	0	0	0
2015	Texans	16	10	50	32	18	14	63	12.0	60.0	16	0	0	0	0	2	1	1	5	2	0	2	0	1	0	0
2016	Texans	15	15	53	36	17	13	57	7.5	56.5	22	0	0	0	0	1	1	4	7	0	0	0	0	0	0	0
2017	Texans	5	5	10	9	1	1	1	1.0	6.0	1	0	0	0	0	0	1	0	0	0	0	0	0	0	0	0
2018	Texans	7	5	17	8	9	2	13	1.0	10.0	5	0	0	0	0	0	2	0	0	0	0	0	0	0	0	0
NFL TOTALS		90	68	245	164	81	51	200	39.5	215.5	80	0	0	0	0	4	9	6	12	9	5	4	0	1	0	0

WHITNEY MERCILUS - NFL POSTSEASON STATISTICS

		TACKLES									INTERCEPTIONS					FUMBLES					ST				MISC	
DATE	TEAM	GP	GS	TK	S	A	TFL	YDS	SK	YDS	QBH	NO	YDS	LG	TD	PD	FF	FR	YDS	TK	S	A	FF	FR	S	A
2012	Texans	2	0	1	0	1	0	0	0.0	0.0	0	0	0	0	0	0	0	0	0	1	1	0	0	0	0	0
2015	Texans	1	1	8	5	3	3	17	3.0	17.0	4	0	0	0	0	0	0	0	0	0	0	0	0	0	0	0
2016	Texans	2	2	11	7	4	4	23	3.0	20.0	5	0	0	0	0	1	0	0	0	0	0	0	0	0	0	0
NFL TOTALS		5	3	20	12	8	7	40	6.0	37.0	9	0	0	0	0	1	0	0	0	1	1	0	0	0	0	0

SINGLE-GAME HIGHS: DEFENSIVE

Total Tackles	9 vs. Philadelphia Eagles, Nov 02, 2014	Fumble Recoveries	1 at Indianapolis Colts, Dec 11, 2016 ...5 more at 1.
Sacks	3.5 vs. Jacksonville Jaguars, Jan 03, 2016 ...1 more at 3.5.	Tackles For Loss	4 vs. Tennessee Titans, Nov 01, 2015
Passes Defensed	1 at Indianapolis Colts, Dec 11, 2016 ...3 more at 1.	Special Teams Tackles	2 vs. Baltimore Ravens, Oct 21, 2012 ...1 more at 2.
Forced Fumbles	2 at Jacksonville Jaguars, Oct 21, 2018	Special Teams Fumble Recoveries	1 vs. Tampa Bay Buccaneers, Sep 27, 2015

SINGLE-GAME HIGHS - POSTSEASON: DEFENSIVE

Total Tackles	8 vs. Kansas City Chiefs, Jan 09, 2016	Tackles For Loss	3 vs. Oakland Raiders, Jan 07, 2017 ...1 more at 3.
Sacks	3.0 vs. Kansas City Chiefs, Jan 09, 2016	Special Teams Tackles	1 at New England Patriots, Jan 13, 2013
Passes Defensed	1 at New England Patriots, Jan 14, 2017		

TEXANS BIOS

2018 GAME-BY-GAME REGULAR SEASON STATISTICS (TEXANS)

			TACKLES								INTERCEPTIONS						FUMBLES			ST					MISC				
W	DATE	OPPONENT	TK	S	A	SK	YDS	TFL	YDS	QBH	NO	YDS	LG	TD	PD	FF	FR	YDS	TK	S	A	FF	FR	S	A	W/L	SCORE		
01	09/09	at Patriots	S	2	0	2	0.0	0.0	0	0	0	0	0	0	0	0	0	0	0	0	0	0	0	0	0	L	20-27		
02	09/16	at Titans	S	3	2	1	0.0	0.0	0	0	0	0	0	0	0	0	0	0	0	0	0	0	0	0	0	L	17-20		
03	09/23	GIANTS	S	3	1	2	0.0	0.0	0	0	0	0	0	0	0	0	0	0	0	0	0	0	0	0	0	L	22-27		
04	09/30	at Colts	P	1	1	0	0.0	0.0	1	3	3	0	0	0	0	0	0	0	0	0	0	0	0	0	0	W	37-34+		
05	10/07	COWBOYS	S	0	0	0	0.0	0.0	0	0	0	0	0	0	0	0	0	0	0	0	0	0	0	0	0	W	19-16+		
06	10/14	BILLS	S	4	0	4	0.0	0.0	0	0	1	0	0	0	0	0	0	0	0	0	0	0	0	0	0	W	20-13		
07	10/21	at Jaguars	P	4	4	0	1.0	10.0	1	10	1	0	0	0	0	2	0	0	0	0	0	0	0	0	0	W	20-7		
2018 TOTALS			7-5	17	8	9	1.0	10.0	2	13	5	0	0	0	0	0	2	0	0	0	0	0	0	0	0	4-3			

+ - Overtime



LAMAR MILLER

RUNNING BACK

5-10 | 221 | MIAMI (FLA.)

HOMETOWN: MIAMI, FLA. | AGE: 27

7TH NFL SEASON | 3RD WITH TEXANS | ACQUIRED: UFA-'16 (MIA)

2018 GP/GS: 6/6 | CAREER GP/GS (POST): 97/81 (2/2)

TEAMS: MIA 2012-15; HOU 2016-18



26

TRANSACTIONS: Selected by the Miami Dolphins with the second pick in the fourth round (97th overall) of the 2012 NFL Draft...Signed by the Houston Texans as an unrestricted free agent on March 10, 2016.

CAREER:

- From 2014-17, ranked second in the AFC and fifth in the NFL with 3,932 rushing yards
- Fifth among all NFL running backs in scrimmage yards over the past four seasons (2014-17) with a total of 5,119 (3,932 rushing yards and 1,187 receiving yards)
- In his first season with the Texans in 2016, became just the fourth player in franchise history to rush for 1,000 yards in a season and made his NFL postseason debut
- Became the fourth player in Texans history to score a rushing and receiving touchdown in the same game vs. Indianapolis (10/16/16)
- Played in 67 consecutive games from 2012-16 and started 56 consecutive games from 2013-16
- Had a 54-yard touchdown reception and an 85-yard touchdown run - both in the second quarter vs. Houston on (10/25/15), becoming the second player in NFL history with an 85-plus yard touchdown run and 50-plus yard touchdown catch in a single game (RB Chris Johnson) and the only player to accomplish the feat in a single quarter
- Has 11 career 100-yard rushing games

2018 (Houston 6/6):

- Rushed 20 times for 98 yards (4.9 avg.) and caught one pass for 11 yards (11.0 avg.) at New England (9/9). Passed Ben Tate (1,992) for the third-most career rushing yards in team history and eclipsed 2,000 yards rushing in his Texans career
- Registered 68 yards rushing on 14 carries (4.9 avg.) and caught two passes for two yards at Tennessee (9/16)
- Caught five passes for 41 yards (8.2 avg.) and one touchdown vs. the N.Y. Giants (9/23). Added 10 rushing yards on 10 carries (1.0 avg.)
- Tallied 49 yards rushing on 15 carries (3.3 avg.) at Indianapolis (9/30)
- Active, but did not play in Week 5 vs. Dallas (10/8)
- Rushed for a team-high 46 yards on 15 carries (3.1 avg.) and caught two passes for 25 yards (12.5 avg.) vs. Buffalo (10/14)
- Tallied 100 yards rushing on 22 carries (4.5 avg.) and one touchdown at Jacksonville (10/21). Ran for 100 yards for the first time since Week 14 of the 2016 season at Indianapolis and passed David Carr (eight) for the seventh-most career rushing touchdowns in franchise history

2017 (Houston 16/13):

- Led the Texans in rushing with 888 yards on 238 carries (3.73 avg.) and had 327 receiving yards on 36 receptions (9.1 avg.) Also scored three rushing touchdowns and a single-season career-high three receiving touchdowns, making him the third player in franchise history to produce three rushing and three receiving touchdowns in a season
- Tied for the NFL lead with 14 games producing 55-or-more scrimmage yards
- One of eight players in the NFL with 880-or-more rushing yards and 320-or-more receiving yards
- Joined WR Antonio Brown, WR Julio Jones and RB Frank Gore as the only players to gain 1,200-or-more yards from scrimmage in each of the last four seasons
- Led the team with 96 yards of total offense in the season opener vs. Jacksonville (9/10)
- Notched 61 rushing yards and 26 receiving yards to produce 85-or-more yards of offense for the second consecutive week at Cincinnati (9/14)
- Recorded 56 rushing yards and had 60-or-more yards of offense for the third consecutive game at New England (9/24)
- Turned a season-high 19 carries into a season-high 75 rushing yards and one touchdown vs. Tennessee (10/1). Miller also added four receptions for 56 yards and a touchdown to produce 131 yards of total offense
- Started his fifth-straight game and rushed for 74 yards on 15 carries vs. Kansas City (10/8)
- Rushed for 41 yards and added 40 receiving yards vs. Cleveland (10/15). Passed 1,000 career carries in the game
- Tallied 54 rushing yards, one rushing touchdown, 19 receiving yards and one receiving touchdown at Seattle (10/29). This marked Miller's second time this season producing a game with a rushing and receiving touchdown and he joins Arian Foster as the only player to do so three times as a Texan
- Totaled 57 rushing yards on 10 carries and caught three passes for 34 yards vs. Indianapolis (11/5). Extended his streak of 60-or-more scrimmage yards to every game this season and 10 consecutive
- Produced 74 yards of offense (60 rushing, 14 receiving) on 12 touches at the Los Angeles Rams (11/12)
- Finished with 61 rushing yards and four receptions for 22 yards and one touchdown vs. Arizona (11/19). Recorded 51 rushing yards and one touchdown on 17 carries while catching one pass for seven yards at Baltimore (11/27)
- Rushed for a team-high 53 yards and added two receptions for seven yards vs. San Francisco (12/10). Passed Alfred Blue (477)

for the third-most rushing attempts in franchise history, passed Steve Slaton (1,832) for the fourth-most rushing yards in franchise history

2016 (Houston 14/14, 2/2):

- ✦ Finished 10th in the NFL in rushing yards (1,073), 19th in scrimmage yards (1,261) and 24th in first downs (61)
- ✦ Started his first game as a Texan and rushed for 106 yards on a career-high 28 attempts, averaging 3.8 yards per carry. Also caught four passes for 11 yards vs. Chicago (9/11)
- ✦ Finished with 83 rushing yards on 25 carries and 14 receiving yards on two receptions vs. Kansas City (9/18)
- ✦ Set career highs for rushing attempts in a quarter (10 in first quarter) and half (16 in first half), and totaled 21 carries for 80 yards at New England (9/22) in Week 3
- ✦ Rushed for 82 yards on 19 attempts (season-high 4.3 avg.) and caught three passes for 26 yards vs. Tennessee (10/2) in Week 4
- ✦ Rushed for a touchdown and a season-high 149 yards on 24 carries, averaging 6.2 yards per attempt. Also caught three passes for 29 yards and a touchdown vs. Indianapolis (10/16) in Week 6
- ✦ Recorded a rushing and receiving touchdown in the same game for the second time in his career and first since Week 7 of 2015, vs. Indianapolis (10/16) in Week 6
- ✦ Totaled 61 yards on 11 attempts (5.6 avg.), including a season-long 25-yard run, at Denver (10/24) in Week 7
- ✦ Rushed 17 times for 56 yards and a touchdown, while catching two passes for seven yards vs. Detroit (10/30) in Week 8
- ✦ Totaled 83 rushing yards on 15 carries (5.5 avg.), including a season-long 45-yard run, at Jacksonville (11/13) in Week 10
- ✦ Registered his third 100-yard performance of the season with 104 rushing yards on 24 attempts (4.3 avg.) and scored on a one-yard touchdown run in the third quarter at Oakland (11/21) in Week 11
- ✦ Surpassed his previous career high of 216 carries in a season (2014) at Green Bay (12/4)
- ✦ Posted 107 rushing yards on 21 attempts (5.1 avg.) and scored a touchdown at Indianapolis (12/11) in Week 14
- ✦ Rushed for 63 yards and the game-winning touchdown on 22 carries and added two receptions for 26 yards for a total of 89 scrimmage yards vs. Jacksonville (12/18) in Week 15
- ✦ Inactive for Week 16 vs. Cincinnati (12/24) with an injury
- ✦ In his first career postseason game, led the team with 73 rushing yards and a touchdown on 31 carries, which was the second-most carries in Texans postseason history, vs. Oakland (1/7/17) in the AFC Wild Card round
- ✦ Logged 89 scrimmage yards with 73 rushing yards and 16 receiving yards at New England (1/14/17) in the AFC Divisional round

2015 (Miami 16/16):

- ✦ Started all 16 games
- ✦ Recorded 194 carries for 872 yards (4.5 avg.) and eight touchdowns
- ✦ Added 47 receptions for 397 yards (8.4 avg.) and two receiving touchdowns
- ✦ Totaled 100 yards for the first time on the year with a 19-carry, 113-yard performance and a touchdown at Tennessee (10/18)
- ✦ Named FedEx Ground Player of the Week as he rushed for 175 yards on 14 carries (12.5 avg.) and one touchdown while catching three passes for 61 yards (20.3) and a 54-yard receiving touchdown in win vs. Houston (10/25)

- ✦ Scored twice and totaled 44 rushing yards on 12 carries (3.7 avg.) at Buffalo (11/8)
- ✦ Totaled 20 carries for 113 yards (5.7 avg.) in win vs. Baltimore (12/6)
- ✦ Rushed for 89 yards on 12 carries (7.4 avg.) and two scores vs. N.Y. Giants (12/14)

2014 (Miami 16/16):

- ✦ Led the Dolphins in with 216 carries for 1,099 yards (5.09 avg.) and eight touchdowns in 16 games
- ✦ Added 38 catches for 275 yards and one touchdown
- ✦ Led the Dolphins in rushing on 14 occasions during the season
- ✦ Became the first Dolphins player to eclipse the 1,000-yard rushing mark since RB Reggie Bush in 2011 and posted the eighth-highest single-season total in Miami history
- ✦ His 1,099 yards were 10th in the NFL and fifth in AFC
- ✦ His eight rushing touchdowns were tied for eighth in the NFL and tied for second in the AFC
- ✦ His 5.09 average per carry was fifth in the NFL and second in the AFC overall and second in the NFL and AFC among running backs
- ✦ Rushed 11 times for 59 yards and added four receptions for 19 yards and one touchdown, the first touchdown reception of his career, vs. New England (9/7)
- ✦ Rushed for 108 yards vs. Kansas City (9/21)
- ✦ Carried the ball 12 times for 64 yards with two rushing touchdowns at Oakland in London (9/28), which marked the first multi-rushing touchdown game of his career
- ✦ Rushed 14 times for 53 yards and one touchdown vs. Green Bay (10/12)
- ✦ Rushed for 61 yards on 18 carries and one touchdown at Chicago (10/19), which marked the third consecutive game he scored a rushing touchdown
- ✦ Closed the season by rushing 19 times for a career-high 178 yards and one touchdown vs. N.Y. Jets (12/28)
- ✦ It was the sixth-highest single-game rushing total in the NFL and the fifth-most in the AFC in 2014
- ✦ In addition, his 9.37 yards per rush (19-178) against the N.Y. Jets was the highest single-game average in the NFL in 2014 among all running backs with a minimum of 15 carries
- ✦ Recorded a 97-yard touchdown run in the third quarter vs. the N.Y. Jets (12/28), which was tied for the third-longest run in NFL history, behind the 98-yard run by RB Ahman Green of Green Bay in 2003 and RB Tony Dorsett's 99-yard run for the Dallas Cowboys in 1982

2013 (Miami 16/15):

- ✦ Played in all 16 games with 15 starts
- ✦ Led the Dolphins in rushing with 177 carries for 709 yards and two touchdowns
- ✦ Added 26 catches for 170 yards
- ✦ Led the team in rushing on 11 occasions
- ✦ Led the Dolphins in rushing with 14 carries for 69 yards and one touchdown, coming on a 10-yard run, and added two catches for six yards at Indianapolis (9/15)
- ✦ Led the Dolphins in rushing with eight carries for 62 yards, including a season-long 49-yard run vs. Atlanta (9/22)
- ✦ Had 11 carries for 62 yards and one touchdown and added one catch for six yards at New Orleans (9/30)
- ✦ Posted nine carries for 43 yards, including a 30-yard run, vs. Buffalo (10/20)
- ✦ Recorded 18 carries for 89 yards and added three catches for 23

- yards at New England (10/27)
- ✦ Posted 16 carries for 105 yards, including a 41-yard run, and added four catches for 24 yards vs. Cincinnati (10/31)
- ✦ It marked the first 100-yard rushing performance of his NFL career
- ✦ Gained 72 yards on 22 carries and added one catch for 13 yards at N.Y. Jets (12/1)
- ✦ Had 15 carries for 61 yards vs. New England (12/15)
- ✦ Led the team with 17 carries for 73 yards and added one catch for four yards vs. N.Y. Jets (12/29)

2012 (Miami 13/1):

- ✦ Played in 14 games with one start as a rookie
- ✦ Was inactive for two games
- ✦ Recorded 51 carries for 250 yards and one touchdown
- ✦ Added six receptions for 45 yards
- ✦ Made NFL debut in a reserve role vs. Oakland (9/16) and had ten carries for 65 yards and one touchdown
- ✦ His touchdown came on a 15-yard run in the fourth quarter, the first touchdown of his career
- ✦ It was the first time a Dolphins rookie had a rushing touchdown since Ronnie Brown in 2005
- ✦ His first NFL carry came on a five-yard run in the first quarter
- ✦ Registered nine carries for 48 yards, including a 22-yard run, vs. N.Y. Jets (9/23)
- ✦ Had three carries for 12 yards and added two catches for 13 yards, the first two receptions of his NFL career, vs. Tennessee (11/11)
- ✦ Made the first start of his NFL career at San Francisco (12/9)
- ✦ Led the Dolphins in rushing with ten carries for season-high 73 yards, including a long run of 28 yards, vs. Buffalo (12/23)

COLLEGE:

- ✦ Two-year letterman (2010-11) and one-year starter at the University of Miami (Fla.) after redshirting the 2009 campaign
- ✦ Played in 23 career games with 13 starts
- ✦ Recorded 335 carries for 1,918 yards (5.7 avg.) with 15 touchdowns
- ✦ Caught 28 passes for 181 yards (6.5 avg.) and one score
- ✦ Added 15 kickoff returns for 376 yards (25.1 avg.) and a touchdown and three punt returns for 16 yards (5.3 avg.)

- ✦ Ran for more than 100 yards nine times during his career
- ✦ Started 12 games as a redshirt sophomore in 2011
- ✦ Named as a first-team All-Atlantic Coast Conference selection
- ✦ Rushed for 1,272 yards on 227 carries (5.6 avg.) and nine touchdowns
- ✦ Became the first Miami running back since Willis McGahee in 2002 to rush for more than 1,000 yards in a season
- ✦ It was the third-best single-season rushing total in program history, behind Willis McGahee (1,753 yards in 2002) and Edgerrin James (1,416 in 1998)
- ✦ Added 17 receptions for 85 yards (5.0 avg.) and a score
- ✦ Also returned seven kickoffs for 162 yards (23.4 avg.)
- ✦ Was the only back in country with a rush of 40 yards or more through each of the first four games of the season
- ✦ Rushed for 100-plus yards in each of first five games of season
- ✦ Played in 11 games with one start as a redshirt freshman in 2010
- ✦ Recorded 108 carries for 646 yards (6.0 avg.) and six touchdowns
- ✦ Added 11 receptions for 96 yards (8.7 avg.)
- ✦ Had eight kickoff returns for 214 yards (26.8 avg.) and a touchdown
- ✦ Was twice named ACC Rookie of the Week
- ✦ Majored in liberal arts

PERSONAL:

- ✦ Attended Miami (Fla.) Killian High School
- ✦ Named first-team all-state recognition as a senior
- ✦ Led Miami-Dade in rushing with 217 carries for 1,749 yards and 22 touchdowns
- ✦ Earned second-team all-state honors as a junior
- ✦ Amassed 154 carries for 1,126 yards with 12 scores
- ✦ Also lettered in basketball and track and field
- ✦ Held a summer job while in high school at what was then called the Miami MetroZoo (it became Zoo Miami in the summer of 2010)
- ✦ Grew up a fan of the Miami Hurricanes
- ✦ Worked with local schools in team's bowling, Dave & Buster's, mini-golf and go-karting events
- ✦ Participated in the Miami Dolphins Foundation's Fins Weekend events
- ✦ Walked in support of WalkAbout Autism event at Sun Life Stadium

LAMAR MILLER - NFL REGULAR SEASON STATISTICS

DOLPHINS - TEXANS RUSHING AND RECEIVING STATISTICS													
				RUSHING					RECEIVING				
DATE	TEAM	GP	GS	NO.	YDS.	AVG.	LG	TD	NO.	YDS	AVG	LG	TD
2012	Dolphins	13	1	51	250	4.9	28	1	6	45	7.5	12	0
2013	Dolphins	16	15	177	709	4.0	49	2	26	170	6.5	22	0
2014	Dolphins	16	16	216	1,099	5.1	97t	8	38	275	7.2	20	1
2015	Dolphins	16	16	194	872	4.5	85t	8	47	397	8.4	54t	2
2016	Texans	14	14	268	1,073	4.0	45	5	31	188	6.1	16	1
2017	Texans	16	13	238	888	3.7	21	3	36	327	9.1	32	3
2018	Texans	6	6	95	371	3.9	31	1	11	78	7.1	16	1
NFL TOTALS		97	81	1239	5,262	4.2	97t	28	195	1,480	7.6	54t	8

TEXANS BIOS

LAMAR MILLER - NFL POSTSEASON STATISTICS

DATE	TEAM	GP	GS	RUSHING					RECEIVING				
				NO.	YDS.	AVG.	LG	TD	NO.	YDS	AVG	LG	TD
2016	Texans	2	2	50	147	2.9	19	1	4	15	3.8	6	0
NFL TOTALS		2	2	50	147	2.9	19	1	4	15	3.8	6	0

SINGLE-GAME HIGHS: RUSHING/RECEIVING

Rush Attempts	28 vs. Chicago Bears, Sep 11, 2016	Receiving Yards	97 at Buffalo Bills, Nov 08, 2015
Rushing Yards	178 vs. New York Jets, Dec 28, 2014	Longest Receptions	54t vs. Houston Texans, Oct 25, 2015
Longest Runs	97t vs. New York Jets, Dec 28, 2014	Receiving TDs	1 vs. New York Giants, Sep 23, 2018 ...7 more at 1.
Rushing TDs	2 vs. New York Giants, Dec 14, 2015 ...2 more at 2.	All-purpose yards	236 vs. Houston Texans, Oct 25, 2015
Receptions	7 at Buffalo Bills, Nov 08, 2015	Most TDs	2 at Seattle Seahawks, Oct 29, 2017 ...6 more at 2.

SINGLE-GAME HIGHS - POSTSEASON: RUSHING/RECEIVING

Rush Attempts	31 vs. Oakland Raiders, Jan 07, 2017	Receiving Yards	15 at New England Patriots, Jan 14, 2017
Rushing Yards	74 at New England Patriots, Jan 14, 2017	Longest Receptions	6 at New England Patriots, Jan 14, 2017
Longest Runs	19 vs. Oakland Raiders, Jan 07, 2017	All-purpose yards	89 at New England Patriots, Jan 14, 2017
Rushing TDs	1 vs. Oakland Raiders, Jan 07, 2017	Most TDs	1 vs. Oakland Raiders, Jan 07, 2017
Receptions	4 at New England Patriots, Jan 14, 2017		


100-YARD RUSHING GAMES (11): REGULAR SEASON

DATE	TEAM	ATT.	YDS.	AVG.	LG	TD
10/31/13	BENGALS	16	105	6.6	41	0
09/21/14	CHIEFS	15	108	7.2	24	0
12/28/14	JETS	19	178	9.4	97t	1
10/18/15	at Titans	19	113	5.9	22	1
10/25/15	TEXANS	14	175	12.5	85t	1
12/06/15	RAVENS	20	113	5.7	22	0
09/11/16	BEARS	28	106	3.8	12	0
10/16/16	COLTS	24	149	6.2	23	1
11/21/16	at Raiders	24	104	4.3	33	1
12/11/16	at Colts	21	107	5.1	20	1
10/21/18	at Jaguars	22	100	4.5	16	1

2018 GAME-BY-GAME REGULAR SEASON STATISTICS (TEXANS)

W	DATE	OPPONENT	P/S	RUSHING				RECEIVING				W/L	SCORE
				ATT	YDS	LG	TD	NO	YDS	LG	TD		
01	09/09	at Patriots	S	20	98	31	0	1	11	11	0	L	20-27
02	09/16	at Titans	S	14	68	18	0	2	2	4	0	L	17-20
03	09/23	GIANTS	S	10	10	5	0	5	41	16	1	L	22-27
04	09/30	at Colts	S	14	49	15	0	0	0	0	0	W	37-34+
05	10/07	COWBOYS					DID NOT PLAY					W	19-16+
06	10/14	BILLS	S	15	46	11	0	2	25	16	0	W	20-13
07	10/21	at Jaguars	S	22	100	16	1	1	-1	-1	0	W	20-7
2018 TOTALS			6-6	95	371	31	1	11	78	16	1	4-3	

+ - Overtime



A.J. MOORE

SAFETY

5-11 | 200 | MISSISSIPPI

HOMETOWN: BASSFIELD, MISS. | AGE: 22
 ROOKIE | 1ST WITH TEXANS | ACQUIRED: W-'18 (NE)
 2018 GP/GS: 7/0 | CAREER GP/GS: 7/0
 TEAMS: HOU 2018



33

TRANSACTIONS: Signed by the New England Patriots as a college free agent on May 11, 2018...Waived by the Patriots on Sept. 1, 2018...Claimed off waivers by the Houston Texans on Sept. 2, 2018.

2018 (Houston 7/0):

- ✦ Made his NFL debut and contributed on special teams at New England (9/9)
- ✦ Appeared on special teams at Tennessee (9/16)
- ✦ Notched his first-career special teams total tackle vs. the N.Y. Giants (9/23)
- ✦ Registered one special teams tackle at Indianapolis (9/30)
- ✦ Contributed on special teams vs. Dallas (10/7)
- ✦ Appeared on special teams vs. Buffalo (10/14)
- ✦ Notched one special teams tackle and downed P Trevor Daniel's 55-yard punt at the 1-yard line at Jacksonville (10/21)

COLLEGE:

- ✦ Played four seasons (2014-17) at the University of Mississippi in Oxford, Miss.
- ✦ Appeared in 37 career games over four seasons for the Rebels
- ✦ Recorded 132 total tackles, 2.0 sacks, five passes defended, three fumble recoveries and two forced fumbles

2017 (Mississippi):

- ✦ Started every game at the nickel position as a senior
- ✦ Recorded a career-high 48 total tackles, three tackles for loss, 1.0 sack and three passes defended in 12 games
- ✦ Notched a career-high six solo stops at Auburn (10/7)
- ✦ Tallied four total tackles and one fumble recovery in the Egg Bowl vs. Mississippi State (11/23)

2016 (Mississippi):

- ✦ Recorded 42 total tackles and ranked fourth on the team with five tackles for loss

- ✦ Appeared in all 12 games as a reserve and on special teams
- ✦ Tallied a career-high nine total tackles and one tackle for loss vs. Alabama (9/17)

2015 (Mississippi):

- ✦ Notched 26 total tackles, 1.0 sack, two forced fumbles and two fumble recoveries in eight games as a sophomore
- ✦ Recorded five total tackles, one forced fumble and one fumble recovery at Alabama (9/19)

2014 (Mississippi):

- ✦ Tallied 16 total tackles, 1.5 tackles for loss and one pass breakup in seven games as a true freshman
- ✦ Tied for the team lead with six total tackles and one tackle for loss vs. UL-Lafayette (9/13)

PERSONAL:

- ✦ Attended Bassfield (Miss.) High School
- ✦ Earned first-team all-state honors as a linebacker by *The Clarion-Ledger* after recording 132 total tackles, 11 tackles for loss and 3.5 sacks in addition to five rushing touchdowns as a senior in 2013
- ✦ Named the Class 2A Defensive Player of the Year and Region 7-2A Defensive Player of the Year by the Mississippi Association of Coaches
- ✦ Led Bassfield to a 15-1 record and a second-consecutive Class 2A state championship as a senior
- ✦ Earned second-team Class 2A all-state honors by the Mississippi Association of Coaches as a junior
- ✦ Led Bassfield to a 16-0 record and a 2A state championship in 2012
- ✦ Participated in track and field and placed runner-up to former Ole Miss teammate Kailo Moore in the 100 and 200 meters at the 2013 Class 2A state track and field meet as a senior
- ✦ General studies major at Ole Miss

SINGLE-GAME HIGHS: DEFENSIVE

Special Teams Tackles

1 at Indianapolis Colts, Sep 30, 2018
 ...1 more at 1.

TEXANS BIOS

2018 GAME-BY-GAME REGULAR SEASON STATISTICS (TEXANS)

			TACKLES								INTERCEPTIONS					FUMBLES			ST					MISC			
W	DATE	OPPONENT	TK	S	A	SK	YDS	TFL	YDS	QBH	NO	YDS	LG	TD	PD	FF	FR	YDS	TK	S	A	FF	FR	S	A	W/L	SCORE
01	09/09	at Patriots	P	0	0	0	0.0	0.0	0	0	0	0	0	0	0	0	0	0	0	0	0	0	0	0	0	L	20-27
02	09/16	at Titans	P	0	0	0	0.0	0.0	0	0	0	0	0	0	0	0	0	0	0	0	0	0	0	0	0	L	17-20
03	09/23	GIANTS	P	0	0	0	0.0	0.0	0	0	0	0	0	0	0	0	0	0	1	1	0	0	0	0	0	L	22-27
04	09/30	at Colts	P	0	0	0	0.0	0.0	0	0	0	0	0	0	0	0	0	0	1	0	1	0	0	0	0	W	37-34+
05	10/07	COWBOYS	P	0	0	0	0.0	0.0	0	0	0	0	0	0	0	0	0	0	0	0	0	0	0	0	0	W	19-16+
06	10/14	BILLS	P	0	0	0	0.0	0.0	0	0	0	0	0	0	0	0	0	0	0	0	0	0	0	0	0	W	20-13
07	10/21	at Jaguars	P	0	0	0	0.0	0.0	0	0	0	0	0	0	0	0	0	0	1	0	1	0	0	0	0	W	20-7
2018 TOTALS			7-0	0	0	0	0.0	0.0	0	0	0	0	0	0	0	0	0	0	3	1	2	0	0	0	0	4-3	

+ - Overtime



BRIAN PETERS

INSIDE LINEBACKER

6-4 | 237 | NORTHWESTERN

HOMETOWN: PICKERINGTON, OHIO | AGE: 29

4TH NFL SEASON | 4TH WITH TEXANS | ACQUIRED: FA-'15

2018 GP/GS: 4/0 | CAREER GP/GS (POST): 44/0 (3/0)

TEAMS: HOU 2015-18; MIN 2015



52

TRANSACTIONS: Signed by the Minnesota Vikings on Feb. 23, 2015...Waived by the Vikings on Sept. 5, 2015...Signed to the Vikings practice squad on Sept. 6, 2015...Signed by the Houston Texans to the active roster on Sept. 30, 2015...Re-signed by the Texans on March 15, 2018.

CAREER:

- ✦ Broke into the NFL with Minnesota in 2015 before joining the Texans later in the season
- ✦ Developed into a key special teams player whose 17 special teams tackles in 2015 led the Texans and tied for the top total in the league
- ✦ Played one season with the Arena Football League's Iowa Barnstormers (2012) before spending two seasons with the Canadian Football League's Saskatchewan Roughriders (2013-14)
- ✦ Won the 101st Grey Cup with the Roughriders following the 2013 season. Recorded five special teams tackles in the game
- ✦ Just the fifth player in CFL history, and first Rider, to lead team in tackles and special teams tackles in the same season

2018 (Houston 4/0):

- ✦ Contributed on special teams at New England (9/9) and led a unit that didn't surrender any punt return yards and limited the Patriots to one kickoff return for 19 yards
- ✦ Notched one special teams tackle and tied Ramon Walker (37) for the fifth-most career total special teams tackles in team history at Tennessee (9/16)
- ✦ Contributed on special teams vs. the N.Y. Giants (9/23)
- ✦ Appeared on special teams at Indianapolis (9/30)
- ✦ Inactive Weeks 5-7

2017 (Houston 16/0):

- ✦ Ranked second on the team with nine special teams tackles
- ✦ Recorded a career-high eight total tackles on defense (five solo) in 16 games
- ✦ Matched his career high with one defensive tackle and added a special teams stop vs. Jacksonville (9/10)
- ✦ Recorded two special teams tackles vs. Cleveland (10/15)
- ✦ Produced his first solo tackle of the season and added a pair of special teams tackles at the Los Angeles Rams (11/12)
- ✦ Finished with a single-game career-high four total tackles at Baltimore (11/27)
- ✦ Notched one solo tackle at Tennessee (12/3)

- ✦ Recorded one defensive and one special teams tackle at Indianapolis (12/31)

2016 (Houston 12/0, 2/0):

- ✦ Finished third on the team with 10 special teams tackles
- ✦ Notched two special teams tackles vs. Kansas City (9/18)
- ✦ Inactive for Weeks 6-10 with an injury
- ✦ Logged the first tackle and tackle for loss of his career when he brought down Titans RB Derrick Henry for a two-yard loss in the fourth quarter at Tennessee (11/17) in Week 17
- ✦ Registered two special teams tackles vs. Oakland (1/7/17) in the AFC Wild Card round

2015 (Houston 12/0, 1/0):

- ✦ Led the team and ranked tied for first in the NFL with 17 special teams tackles
- ✦ Signed by the Texans to their active roster on Sept. 30
- ✦ Made his NFL debut on special teams at Atlanta (10/4) and had one special teams tackle
- ✦ Made a special teams tackle vs. Indianapolis (10/8)
- ✦ Inactive in Week 6 at Jacksonville (10/18)
- ✦ Led the team with three special teams tackles, including two solo stops vs. N.Y. Jets (11/22)

COLLEGE:

- ✦ Played four seasons (2008-11) as a safety at Northwestern University in Evanston, Ill. after redshirting the 2007 campaign
- ✦ Started 34-of-52 career games played with the Wildcats, including the last 26 in succession
- ✦ Snagged 12 interceptions over his four-year career, including five as a senior in 2011
- ✦ Earned his degree in Learning and Organizational Change in 2011 from NU
- ✦ Went on to earn a master of arts in sports marketing and public relations

PERSONAL:

- ✦ Attended Pickerington (Ohio) Central High School
- ✦ Son of Jeff and Carla
- ✦ Father wrestled collegiately at Miami (Ohio) University
- ✦ Worked with Special Olympics in high school
- ✦ Awarded Riders Outstanding Community Service Award in 2014 for his service in the community including hospital visits and a blood drive, in addition to the Habitat for Humanity efforts

TEXANS BIOS

BRIAN PETERS - NFL REGULAR SEASON STATISTICS

DATE	TEAM	GP	GS	TACKLES						INTERCEPTIONS						FUMBLES						ST				MISC	
				TK	S	A	TFL	YDS	SK	YDS	QBH	NO	YDS	LG	TD	PD	FF	FR	YDS	TK	S	A	FF	FR	S	A	
2015	Vikings	0	0	0	0	0	0	0.0	0.0	0	0	0	0	0	0	0	0	0	0	0	0	0	0	0	0		
2015	Texans	12	0	0	0	0	0	0.0	0.0	0	0	0	0	0	0	0	0	0	17	11	6	0	0	0	0		
2016	Texans	12	0	1	1	0	1	2	0.0	0.0	0	0	0	0	0	0	0	10	6	4	0	0	0	0			
2017	Texans	16	0	8	5	3	0	0	0.0	0.0	0	0	0	0	0	0	0	9	7	2	0	0	0	0			
2018	Texans	4	0	0	0	0	0	0	0.0	0.0	0	0	0	0	0	0	0	1	0	1	0	0	0	0			
NFL TOTALS		44	0	9	6	3	1	2	0.0	0.0	0	0	0	0	0	0	0	37	24	13	0	0	0	0			

BRIAN PETERS - NFL POSTSEASON STATISTICS

		TACKLES									INTERCEPTIONS					FUMBLES					ST				MISC	
DATE	TEAM	GP	GS	TK	S	A	TFL	YDS	SK	YDS	QBH	NO	YDS	LG	TD	PD	FF	FR	YDS	TK	S	A	FF	FR	S	A
2015	Texans	1	0	0	0	0	0	0	0.0	0.0	0	0	0	0	0	0	0	0	0	1	0	1	0	0	0	0
2016	Texans	2	0	0	0	0	0	0	0.0	0.0	0	0	0	0	0	0	0	0	0	2	2	0	0	0	0	0
NFL TOTALS		3	0	0	0	0	0	0	0.0	0.0	0	0	0	0	0	0	0	0	0	3	2	1	0	0	0	0

SINGLE-GAME HIGHS: DEFENSIVE

Total Tackles 4 at Baltimore Ravens, Nov 27, 2017

Special Teams Tackles

4 vs. New England Patriots, Dec 13, 2015

Tackles For Loss 1 at Tennessee Titans, Jan 01, 2017

SINGLE-GAME HIGHS - POSTSEASON: DEFENSIVE

Special Teams Tackles

2 vs. Oakland Raiders, Jan 07, 2017

2018 GAME-BY-GAME REGULAR SEASON STATISTICS (TEXANS)

				TACKLES								INTERCEPTIONS					FUMBLES				ST						MISC			
W	DATE	OPPONENT	P	TK	S	A	SK	YDS	TFL	YDS	QBH	NO	YDS	LG	TD	PD	FF	FR	YDS	TK	S	A	FF	FR	S	A	W/L	SCORE		
01	09/09	at Patriots	P	0	0	0	0.0	0.0	0	0	0	0	0	0	0	0	0	0	0	0	0	0	0	0	0	0	L	20-27		
02	09/16	at Titans	P	0	0	0	0.0	0.0	0	0	0	0	0	0	0	0	0	0	0	0	1	0	1	0	0	0	L	17-20		
03	09/23	GIANTS	P	0	0	0	0.0	0.0	0	0	0	0	0	0	0	0	0	0	0	0	0	0	0	0	0	0	L	22-27		
04	09/30	at Colts	P	0	0	0	0.0	0.0	0	0	0	0	0	0	0	0	0	0	0	0	0	0	0	0	0	0	W	37-34+		
05	10/07	COWBOYS											INACTIVE													W	19-16+			
06	10/14	BILLS											INACTIVE													W	20-13			
07	10/21	at Jaguars											INACTIVE													W	20-7			
2018 TOTALS				4-0	0	0	0	0.0	0.0	0	0	0	0	0	0	0	0	0	0	0	1	0	1	0	0	0	0	4-3		

+ - Overtime



MARTINAS RANKIN

TACKLE

6-5 | 311 | MISSISSIPPI STATE

HOMETOWN: MENDENHALL, MISS. | AGE: 24

ROOKIE | 1ST WITH TEXANS | ACQUIRED: D3B-'18

2018 GP/GS: 7/3 | CAREER GP/GS: 7/3

TEAMS: HOU 2018



75

TRANSACTIONS: Selected by the Houston Texans with the 16th pick of the third round (80th overall) in the 2018 NFL Draft.

2018 (Houston 7/3):

- ✦ Made his NFL debut as a reserve offensive lineman at New England (9/9). Contributed primarily at left tackle following an injury along the offensive line and helped post the second-highest team rushing total (167) in a season opener in franchise history
- ✦ Made his first start at left tackle and helped record a second-consecutive game with more than 140 team rushing yards at Tennessee (9/16)
- ✦ Started at left tackle vs. the N.Y. Giants (9/23)
- ✦ Started at left tackle and helped the Texans post 466 yards of total offense at Indianapolis (9/30)
- ✦ Contributed on special teams vs. Dallas (10/7)
- ✦ Appeared on special teams vs. Buffalo (10/14)
- ✦ Contributed on offense as an extra offensive lineman and on special teams at Jacksonville (10/21)

CAREER AT MISSISSIPPI STATE:

- ✦ Played two seasons (2016-17) at Mississippi State University in Starkville, Miss. after two seasons at Mississippi Gulf Coast Community College in Perkinston, Miss. (2013-14)
- ✦ Redshirted the 2015 campaign
- ✦ Came to MSU as the nation's top junior college offensive lineman
- ✦ Played in 23 games with 18 starts, all coming at tackle
- ✦ Worked at center exclusively in the spring of 2017 due to injuries to teammates
- ✦ Two-time member of the SEC Academic Honor Roll and a Dean's List recipient who maintained a 3.3 GPA and was a semifinalist for college football's top academic award as a senior
- ✦ Selected as a team captain by his teammates prior to his final season

2017 (Mississippi State):

- ✦ Became the first MSU offensive lineman since Gabe Jackson to earn Coaches first-team All-SEC honors

- ✦ Winner of the Kent Hull Trophy as the state of Mississippi's top offensive lineman, becoming the third Bulldog to do so
- ✦ Also was an honorable mention All-America selection and a second-team Associated Press All-SEC selection
- ✦ Selected as a semifinalist for the Campbell Trophy, considered the "Academic Heisman"
- ✦ Played in 10 games with nine starts – all at left tackle
- ✦ When healthy was MSU's most dominant offensive lineman, paving the way for a school record 3,272 rushing yards
- ✦ Leader of a Bulldog offensive line that allowed the fewest sacks in the SEC and the fifth-fewest in the nation (13.0)
- ✦ That total was the second-fewest allowed in school history and fewest since 1988
- ✦ Paved the way for 285 rushing yards against No. 11 LSU (10/23)

2016 (Mississippi State):

- ✦ Played in all 13 games and started the final 10 contests of the year at left tackle
- ✦ Named SEC Offensive Lineman of the Week for his efforts against Texas A&M (11/5) as MSU did not allow a sack against one of the nation's top defensive lines
- ✦ For the year, paved the way for a record-setting MSU offense that rushed for 2,997 yards and allowed the second-fewest sacks in the SEC

2015 (Mississippi State):

- ✦ Redshirted

2014 (Mississippi Gulf Coast Community College):

- ✦ Named first-team all-region and All MACJC in 2014
- ✦ Recipient of the 2014 MACJC Most Valuable Lineman Award

2013 (Mississippi Gulf Coast Community College):

- ✦ Played the 2013 campaign for the Bulldogs as a true freshman

PERSONAL:

- ✦ Son of Orlando and Cassandra Rankin
- ✦ Majored in kinesiology
- ✦ Attended Mendenhall High School

TEXANS BIOS

2018 GAME-BY-GAME REGULAR SEASON STATISTICS (TEXANS)

W	DATE	OPPONENT	P/S	W/L	SCORE
01	09/09	at Patriots	P	L	20-27
02	09/16	at Titans	S	L	17-20
03	09/23	GIANTS	S	L	22-27
04	09/30	at Colts	S	W	37-34+
05	10/07	COWBOYS	P	W	19-16+
06	10/14	BILLS	P	W	20-13
07	10/21	at Jaguars	P	W	20-7
2018 TOTALS		7-3		4-3	

+ - Overtime



D.J. READER

NOSE TACKLE

6-3 | 347 | CLEMSON

HOMETOWN: GREENSBORO, N.C. | AGE: 24

3RD NFL SEASON | 3RD WITH TEXANS | ACQUIRED: D5B-'16

2018 GP/GS: 7/7 | CAREER GP/GS (POST): 37/28 (2/2)

TEAMS: HOU 2016-18



98

TRANSACTIONS: Selected by the Houston Texans with the 27th pick in the fifth round (166th overall) of the 2016 NFL Draft.

2018 (Houston 7/7):

- ✦ Notched a career-high 2.0 sacks, adding four solo stops and three quarterback hits at New England (9/9). Became the first nose tackle to sack Patriots QB Tom Brady twice in a single game since Packers NT B.J. Raji in Week 15 of the 2010 season
- ✦ Tallied four total tackles (two solo) at Tennessee (9/16)
- ✦ Recorded two total tackles (one solo) vs. the N.Y. Giants (9/23)
- ✦ Recorded two solo stops at Indianapolis (9/30)
- ✦ Notched four total tackles (three solo) vs. Dallas (10/7)
- ✦ Started at defensive end and recorded three total tackles (one solo) and one tackle for loss vs. Buffalo (10/14)
- ✦ Started at defensive end at Jacksonville (10/21)

2017 (Houston 14/14):

- ✦ Set single-season career highs in total tackles (47), solo tackles (23), quarterback hits (six), tackles for loss (three) and games started (14)
- ✦ Also tied his single-season career high in sacks with 1.0 despite missing Weeks 16-17
- ✦ Finished tied for seventh on the team in total tackles and ranked second among all NFL nose tackles in 2017
- ✦ Started at nose tackle and made five total tackles in the season opener vs. Jacksonville (9/10)
- ✦ Recorded five total tackles and his first sack of the season vs. Cleveland (10/15)
- ✦ Started his seventh straight game and produced a career-high six tackles at Seattle (10/29)
- ✦ Started at defensive end and notched five total tackles vs. Indianapolis (11/5)
- ✦ Tied a career high with four solo tackles and had five total at Baltimore (11/27)
- ✦ Placed on the Reserve/Injured list on Dec. 19

2016 (Houston 16/7, 2/2):

- ✦ Logged the fifth-most starts by a rookie defensive lineman in franchise history and most since DE J.J. Watt (16) in 2011
- ✦ Made his NFL debut and recorded a tackle in the season opener vs. Chicago (9/11)
- ✦ Tallied two total tackles (one solo) at New England (9/22) in Week 3
- ✦ Matched a season high with two total tackles (one solo) vs. Indianapolis (10/16) in Week 6
- ✦ Made his first career start and notched his first career tackle for

loss vs. Detroit (10/30) in Week 8

- ✦ Started a second consecutive game and logged his first career sack when he brought down Jaguars QB Blake Bortles for an eight-yard loss in the fourth quarter at Jacksonville (11/13) in Week 10
- ✦ Recorded the first pass defended of his career and added two total tackles (one solo) at Tennessee (1/1/17) in Week 17
- ✦ Became the third rookie in franchise history to record a sack in the postseason, joining OLB Brooks Reed and DE J.J. Watt, when he brought down Raiders QB Connor Cook for a six-yard loss in the first quarter vs. Oakland (1/7/17) in the AFC Wild Card round
- ✦ Notched two total tackles at New England (1/14/17) in the AFC Divisional round

COLLEGE:

- ✦ Played four seasons (2012-15) at Clemson (S.C.) University
- ✦ Longtime backup at defensive tackle who found his way into the starting lineup as a senior
- ✦ Finished career with 145 total tackles, nine tackles for loss, 5.0 sacks and 24 quarterback pressures in 1,087 snaps over 46 games (10 starts) in his career
- ✦ Became the second Tiger to letter on top-25 football and baseball teams in one academic year (2012-13) since 1994-95 (Kyle Parker (2009-10) is the other)
- ✦ Voted a team co-captain for the 2015 campaign
- ✦ Posted four tackles in the CFP National Championship Game vs. Alabama, earning a share of defensive player of the game honors from coaches along with Kevin Dodd
- ✦ Participated in the 2016 Senior Bowl
- ✦ Played and roomed with Texans DE Carlos Watkins at Clemson

PERSONAL:

- ✦ Attended Grimsley High School in Greensboro, N.C.
- ✦ SuperPrep All-American
- ✦ Had 50 total tackles, seven tackles for loss and 5.0 sacks as a senior
- ✦ Starting center on the basketball squad
- ✦ Standout baseball player (right-handed pitcher and designated hitter) who has been clocked in the 90s
- ✦ All-conference in baseball as a sophomore, junior and senior
- ✦ All-region in baseball as a junior and senior
- ✦ Team MVP in baseball as a junior and senior
- ✦ Batted .529 as junior
- ✦ Lettered four times in football, four times in baseball and four times in basketball
- ✦ Coached by Damon Coiro at Grimsley High School

TEXANS BIOS

- His mother, Felicia, played softball at North Carolina A&T from 1985-88
- His uncle, Glenn Ford, played football at Tennessee from

1978-80
 Graduated with a degree in communication studies in December 2015

D.J. READER - NFL REGULAR SEASON STATISTICS

DRAFTED																											
NFL RECORD - DERRICK BRUNN																											
				TACKLES						INTERCEPTIONS						FUMBLES						ST				MISC	
DATE	TEAM	GP	GS	TK	S	A	TFL	YDS	SK	YDS	QBH	NO	YDS	LG	TD	PD	FF	FR	YDS	TK	S	A	FF	FR	S	A	
2016	Texans	16	7	22	7	15	2	8	1.0	8.0	2	0	0	0	0	1	0	0	0	0	0	0	0	0	0	0	
2017	Texans	14	14	47	23	24	3	3	1.0	2.0	6	0	0	0	0	0	0	0	0	0	0	0	0	0	0	0	
2018	Texans	7	7	18	13	5	3	12	2.0	10.0	3	0	0	0	0	0	0	0	0	0	0	0	0	0	0	0	
NFL TOTALS		37	28	87	43	44	8	23	4.0	20.0	11	0	0	0	0	1	0	0	0	0	0	0	0	0	0	0	

D.J. READER - NFL POSTSEASON STATISTICS

DECEMBER 11 - DECEMBER 11, 2016																											
		TACKLES								INTERCEPTIONS					FUMBLES					ST				MISC			
DATE	TEAM	GP	GS	TK	S	A	TFL	YDS	SK	YDS	QBH	NO	YDS	LG	TD	PD	FF	FR	YDS	TK	S	A	FF	FR	S	A	
2016	Texans	2	2	3	2	1	1	6	1.0	6.0	1	0	0	0	0	0	0	0	0	0	0	0	0	0	0	0	
NFL TOTALS		2	2	3	2	1	1	6	1.0	6.0	1	0	0	0	0	0	0	0	0	0	0	0	0	0	0	0	

SINGLE-GAME HIGHS: DEFENSIVE

Total Tackles 6 at Seattle Seahawks, Oct 29, 2017
Sacks 2.0 at New England Patriots, Sep 09, 2018
Passes Defensed 1 at Tennessee Titans, Jan 01, 2017
Tackles For Loss 2 at New England Patriots, Sep 09, 2018
 ...1 more at 2.

SINGLE-GAME HIGHS - POSTSEASON: DEFENSIVE

Total Tackles 2 at New England Patriots, Jan 14, 2017
Sacks 1.0 vs. Oakland Raiders, Jan 07, 2017
Tackles For Loss 1 vs. Oakland Raiders, Jan 07, 2017

2018 GAME-BY-GAME REGULAR SEASON STATISTICS (TEXANS)

LEO DIXIE DT CAME REGULAR SEASON STATISTICS (LEADING)																													
W	DATE	OPPONENT	TK	TACKLES							INTERCEPTIONS							FUMBLES			ST					MISC		W/L	SCORE
				S	A	SK	YDS	TFL	YDS	QBH	NO	YDS	LG	TD	PD	FF	FR	YDS	TK	S	A	FF	FR	S	A				
01	09/09	at Patriots	S	4	4	0	2.0	10.0	2	10	3	0	0	0	0	0	0	0	0	0	0	0	0	0	0	0	0	L	20-27
02	09/16	at Titans	S	4	2	2	0.0	0.0	0	0	0	0	0	0	0	0	0	0	0	0	0	0	0	0	0	0	0	L	17-20
03	09/23	GIANTS	S	2	1	1	0.0	0.0	0	0	0	0	0	0	0	0	0	0	0	0	0	0	0	0	0	0	0	L	22-27
04	09/30	at Colts	S	2	2	0	0.0	0.0	0	0	0	0	0	0	0	0	0	0	0	0	0	0	0	0	0	0	0	W	37-34+
05	10/07	COWBOYS	S	3	3	0	0.0	0.0	0	0	0	0	0	0	0	0	0	0	0	0	0	0	0	0	0	0	0	W	19-16+
06	10/14	BILLS	S	3	1	2	0.0	0.0	1	2	0	0	0	0	0	0	0	0	0	0	0	0	0	0	0	0	0	W	20-13
07	10/21	at Jaguars	S	0	0	0	0.0	0.0	0	0	0	0	0	0	0	0	0	0	0	0	0	0	0	0	0	0	0	W	20-7
2018 TOTALS			7-7	18	13	5	2.0	10.0	3	12	3	0	0	0	0	0	0	0	0	0	0	0	0	0	0	0	0	4-3	

+ - Overtime



JUSTIN REID

SAFETY

6-1 | 203 | STANFORD

HOMETOWN: PRAIRIEVILLE, LA. | AGE: 21
 ROOKIE | 1ST WITH TEXANS | ACQUIRED: D3A-'18
 2018 GP/GS: 7/3 | CAREER GP/GS: 7/3
 TEAMS: HOU 2018



20

TRANSACTIONS: Selected by the Houston Texans with the fourth pick of the third round (68th overall) in the 2018 NFL Draft.

2018 (Houston 7/3):

- ✦ Notched one solo tackle and one pass defended, breaking up a Patriots QB Tom Brady pass attempt to TE Rob Gronkowski on 3rd-and-4, in his NFL debut at New England (9/9)
- ✦ Recorded five total tackles (four solo) and one quarterback hit, forcing Titans QB Blaine Gabbert to commit intentional grounding in the first start of his NFL career
- ✦ Tallied three solo stops on defense and one special teams tackle vs. the N.Y. Giants (9/23)
- ✦ Registered five total tackles (four solo) and one pass defended at Indianapolis (9/30)
- ✦ Finished with a career-high six total tackles (five solo) and recorded his first career interception vs. Dallas (10/7). Intercepted Cowboys QB Dak Prescott in the 3rd quarter to set up a game-tying 21-yard field goal by K Ka'imi Fairbairn
- ✦ Recorded four total tackles (three solo) vs. Buffalo (10/14)
- ✦ Started at safety and recorded five solo stops at Jacksonville (10/21)

CAREER AT STANFORD:

- ✦ Played three seasons at Stanford (Calif.) University (2015-17)
- ✦ Recorded 179 total tackles (105 solo), 20 passes defended, 10.5 tackles for loss, two interceptions, one fumble recovery and 1.0 sack in 39 career games played

2017 (Stanford):

- ✦ FWAA All-America Second Team (defensive back)
- ✦ AP All-America Second Team (safety)
- ✦ All-Pac-12 First Team
- ✦ Pac-12 All-Academic Second Team
- ✦ Bednarik Award watch list
- ✦ Jim Thorpe Award semifinalist
- ✦ Pac-12 Defensive Player of the Week (10/9)
- ✦ Compiled 99 total tackles (52 solo), 6.5 tackles for loss, 1.0 sack,

- five interceptions and six pass breakups
- ✦ First among Pac-12 players and 11th nationally with five interceptions
- ✦ 14th among Pac-12 players with 7.1 tackles/game
- ✦ Seven total tackles (four solo) and one interception at USC (9/9)
- ✦ Team-high nine total tackles (five solo), interception, two pass breakups vs. UCLA (9/23)
- ✦ Team-high nine total tackles (two solo), two interceptions, one pass breakup, 0.5 tackle for loss vs. Arizona State (9/30)
- ✦ Team-high eight total tackles (six solo), 1.0 tackle for loss, one interception at Utah (10/7)
- ✦ Team-high 10 total tackles (three solo) and 0.5 tackles for loss vs. Cal (11/18)
- ✦ Nine total tackles (three solo), 1.0 sack and one pass breakup vs. Notre Dame (11/25)

2016 (Stanford):

- ✦ All-Pac-12 honorable mention
- ✦ Pac-12 All-Academic honorable mention
- ✦ 13 games played
- ✦ Compiled a team-high 11 total tackles (10 solo) and 3.0 tackles for loss at Oregon (11/12)

2015 (Stanford):

- ✦ 12 games played
- ✦ Recorded 23 total tackles
- ✦ Made career debut at Northwestern in the season opener (9/5)

PERSONAL:

- ✦ Son of Eric Reid Sr. and Sharon Guillory-Reid
- ✦ Father ran track at LSU
- ✦ Mother was a tight end and defensive end for the Baton Rouge Wildcats of the Women's American Football League
- ✦ Brother, Eric, played football at LSU and was a first-round selection by the San Francisco 49ers
- ✦ Attended Dutchtown (La.) High School
- ✦ Earned all-state honors in 2013 and 2014
- ✦ Also lettered in track and field and soccer

SINGLE-GAME HIGHS: DEFENSIVE

Total Tackles 6 vs. Dallas Cowboys, Oct 07, 2018
Passes Defended 1 vs. Dallas Cowboys, Oct 07, 2018
 ...2 more at 1.
Interceptions 1 vs. Dallas Cowboys, Oct 07, 2018


Interception Return Yards 6 vs. Dallas Cowboys, Oct 07, 2018
Special Teams Tackles 1 vs. New York Giants, Sep 23, 2018

TEXANS BIOS

2018 GAME-BY-GAME REGULAR SEASON STATISTICS (TEXANS)

			TACKLES									INTERCEPTIONS					FUMBLES			ST					MISC			
W	DATE	OPPONENT	TK	S	A	SK	YDS	TFL	YDS	QBH	NO	YDS	LG	TD	PD	FF	FR	YDS	TK	S	A	FF	FR	S	A	W/L	SCORE	
01	09/09	at Patriots	P	1	1	0	0.0	0.0	0	0	0	0	0	0	0	1	0	0	0	0	0	0	0	0	0	0	L	20-27
02	09/16	at Titans	S	5	4	1	0.0	0.0	0	0	1	0	0	0	0	0	0	0	0	0	0	0	0	0	0	0	L	17-20
03	09/23	GIANTS	P	3	3	0	0.0	0.0	0	0	0	0	0	0	0	0	0	0	0	1	1	0	0	0	0	0	L	22-27
04	09/30	at Colts	P	5	4	1	0.0	0.0	0	0	0	0	0	0	0	1	0	0	0	0	0	0	0	0	0	0	W	37-34+
05	10/07	COWBOYS	P	6	5	1	0.0	0.0	0	0	0	1	6	6	0	1	0	0	0	0	0	0	0	0	0	0	W	19-16+
06	10/14	BILLS	S	4	3	1	0.0	0.0	0	0	0	0	0	0	0	0	0	0	0	0	0	0	0	0	0	0	W	20-13
07	10/21	at Jaguars	S	5	5	0	0.0	0.0	0	0	0	0	0	0	0	0	0	0	0	0	0	0	0	0	0	0	W	20-7
2018 TOTALS			7-3	29	25	4	0.0	0.0	0	0	1	1	6	6	0	3	0	0	0	1	1	0	0	0	0	0	4-3	

+ - Overtime



BRENNAN SCARLETT

OUTSIDE LINEBACKER

6-4 | 263 | STANFORD

HOMETOWN: PORTLAND, ORE. | AGE: 25

3RD NFL SEASON | 3RD WITH TEXANS | ACQUIRED: CFA-'16

2018 GP/GS: 7/1 | CAREER GP/GS (POST): 25/6 (2/0)

TEAMS: HOU 2016-18



57

TRANSACTIONS: Signed by the Houston Texans as a college free agent on May 5, 2016.

2018 (Houston 7/1):

- ✦ Appeared on special teams and contributed to a unit that didn't surrender any punt return yards and limited the Patriots to one kickoff return for 19 yards at New England (9/9)
- ✦ Started at JACK and recorded three solo stops at Tennessee (9/16)
- ✦ Contributed on defense and special teams vs. the N.Y. Giants (9/23)
- ✦ Recorded one special teams tackle at Indianapolis (9/30)
- ✦ Contributed on special teams vs. Dallas (10/7)
- ✦ Recorded his first career fumble recovery, recovered a blocked punt and tallied one special teams tackle vs. Buffalo (10/14)
- ✦ Led the team with two special teams tackles at Jacksonville (10/21)

2017 (Houston 11/5):

- ✦ Set single-season career highs in total tackles (26), sacks (2.0), passes defended (one), quarterback hits (three), tackles for loss (six), games played (11) and games started (five) despite missing the final five weeks of the season
- ✦ Ranked third on the team in tackles for loss
- ✦ Notched his first career start and produced four total tackles vs. Cleveland (10/15)
- ✦ Started his second-consecutive game and recorded the first pass defended of his career at Seattle (10/29)
- ✦ Made his third-consecutive start and posted a career-best four solo tackles with his first tackle for loss of the season vs. Indianapolis (11/5)
- ✦ Tallied four total tackles, two quarterback hits, three tackles for loss and the first two sacks of his career on the same drive at the Los Angeles Rams (11/12). He joined DE/OLB Jadeveon Clowney, ILB Benardrick McKinney and S Eddie Pleasant as the fourth Texan to record 2.0-or-more sacks in a game during the 2017 season
- ✦ Tied a career high with four total tackles and logged his second career game of multiple tackles for loss at Baltimore (11/27)
- ✦ Placed on the Reserve/Injured list on Dec. 4

2016 (Houston 7/0, 2/0):

- ✦ Tallied 10 total tackles (three solo) and one tackle for loss as a rookie
- ✦ Made his NFL debut and contributed with one special teams tackle vs. Kansas City (9/18)

- ✦ Saw his first action on defense and recorded one tackle at New England (9/22) in Week 3
- ✦ Tied for the team lead with a career-high two special teams tackles at Minnesota (10/9) in Week 5
- ✦ Placed on the Reserve/Injured list on Oct. 19
- ✦ Activated from the Reserve/Injured Designated for Return list on Dec. 17
- ✦ Played in his first game since Week 6 and tallied a career-high four total tackles (one solo) vs. Jacksonville (12/18) in Week 15
- ✦ Inactive for Week 16 vs. Cincinnati (12/24)
- ✦ Tied a single-game career high with four total tackles, including his first career tackle for loss, at Tennessee (1/1/17) in Week 17
- ✦ Played as a reserve linebacker and contributed on special teams in both postseason contests

COLLEGE:

- ✦ Played one season at Stanford (Calif.) University (2015) after transferring from the University of California, Berkeley, where he played three seasons (2011-12; 14)
- ✦ His first roommate at California was former Texans TE Stephen Anderson
- ✦ Redshirted the 2013 campaign at California due to injury
- ✦ Played in 17 games with 14 starts over four seasons with Cal but missed the entire 2013 campaign and significant portions of the 2011 and 2014 seasons due to injury
- ✦ Registered career totals of 54 total tackles, 9.0 tackles for loss (42 yards), 4.5 sacks (34 yards), three pass breakups, three forced fumbles and six quarterback hurries with the Golden Bears
- ✦ Led the Cardinal to a Rose Bowl victory over Iowa in January 2016 in his lone season with the program
- ✦ Joined Stanford as the program's first-ever graduate transfer
- ✦ That season, earned All-Pac-12 honorable mention after playing in 14 games and compiling 37 total tackles, 8.0 tackles for loss, 5.5 sacks and two pass breakups

PERSONAL:

- ✦ Prepped at Central Catholic High School in Portland, Ore.
- ✦ Earned varsity letters in football, swimming and track and field
- ✦ 2010 U.S. Army All-American Bowl
- ✦ 2010 PrepStar All-America
- ✦ 2010 SuperPrep All-America
- ✦ 31 total tackles in first two games of senior season
- ✦ 59 total tackles, 6.0 sacks, one interception and three forced fumbles as a junior
- ✦ 43 total tackles, 4.0 sacks and three forced fumbles as a

TEXANS BIOS

- sophomore
- National Federation of High School Awards for Excellence
- Multnomah Athletic Club Scholar Student Award
- Son of Paul and Suzy Scarlett
- Father ran track at BYU
- Two siblings, Cam and Isabella

- Grandfather, great-grandfather, uncle and multiple cousins attended Stanford
- Maternal grandfather, John Evans, was governor of Idaho from 1977-87
- Graduated from Cal's prestigious Haas School of Business in May of 2015 with a bachelor's degree in business administration

BRENNAN SCARLETT - NFL REGULAR SEASON STATISTICS

BREKIMM CORRECTION: NFL REGULAR SEASON STATISTICS																											
		TACKLES										INTERCEPTIONS					FUMBLES					ST				MISC	
DATE	TEAM	GP	GS	TK	S	A	TFL	YDS	SK	YDS	QBH	NO	YDS	LG	TD	PD	FF	FR	YDS	TK	S	A	FF	FR	S	A	
2016	Texans	7	0	10	3	7	1	1	0.0	0.0	0	0	0	0	0	0	0	0	0	3	3	0	0	0	0	0	0
2017	Texans	11	5	26	19	7	6	17	2.0	11.0	3	0	0	0	0	1	0	0	0	3	2	1	0	0	0	0	0
2018	Texans	7	1	3	3	0	0	0	0.0	0.0	0	0	0	0	0	0	0	0	0	4	3	1	0	1	0	0	0
NFL TOTALS		25	6	39	25	14	7	18	2.0	11.0	3	0	0	0	0	1	0	0	0	10	8	2	0	1	0	0	0

BRENNAN SCARLETT - NFL POSTSEASON STATISTICS

BRENNAN SCARLETT - NFL SEASON STATISTICS																											
TACKLES												INTERCEPTIONS				FUMBLES				ST				MISC			
DATE	TEAM	GP	GS	TK	S	A	TFL	YDS	SK	YDS	QBH	NO	YDS	LG	TD	PD	FF	FR	YDS	TK	S	A	FF	FR	S	A	
2016	Texans	2	0	0	0	0	0	0	0.0	0.0	0	0	0	0	0	0	0	0	0	0	1	1	0	0	0	0	
NFL TOTALS		2	0	0	0	0	0	0	0.0	0.0	0	0	0	0	0	0	0	0	0	0	1	1	0	0	0	0	

SINGLE-GAME HIGHS: DEFENSIVE

Total Tackles	4 at Baltimore Ravens, Nov 27, 2017 ...6 more at 4.	Tackles For Loss	3 at Los Angeles Rams, Nov 12, 2017
Sacks	2.0 at Los Angeles Rams, Nov 12, 2017	Special Teams Tackles	2 vs. Kansas City Chiefs, Oct 08, 2017 ...1 more at 2.
Passes Defensed	1 at Seattle Seahawks, Oct 29, 2017	Special Teams Fumble Recoveries	1 vs. Buffalo Bills, Oct 14, 2018


SINGLE-GAME HIGHS - POSTSEASON: DEFENSIVE

Special Teams Tackles	1 at New England Patriots, Jan 14, 2017
------------------------------	---

2018 GAME-BY-GAME REGULAR SEASON STATISTICS (TEXANS)

				TACKLES								INTERCEPTIONS					FUMBLES					ST					MISC				
W	DATE	OPPONENT		TK	S	A	SK	YDS	TFL	YDS	QBH	NO	YDS	LG	TD	PD	FF	FR	YDS	TK	S	A	FF	FR	S	A	W/L	SCORE			
01	09/09	at Patriots	P	0	0	0	0.0	0.0	0	0	0	0	0	0	0	0	0	0	0	0	0	0	0	0	0	0	L	20-27			
02	09/16	at Titans	S	3	3	0	0.0	0.0	0	0	0	0	0	0	0	0	0	0	0	0	0	0	0	0	0	0	L	17-20			
03	09/23	GIANTS	P	0	0	0	0.0	0.0	0	0	0	0	0	0	0	0	0	0	0	0	0	0	0	0	0	0	L	22-27			
04	09/30	at Colts	P	0	0	0	0.0	0.0	0	0	0	0	0	0	0	0	0	0	0	0	1	1	0	0	0	0	W	37-34+			
05	10/07	COWBOYS	P	0	0	0	0.0	0.0	0	0	0	0	0	0	0	0	0	0	0	0	0	0	0	0	0	0	W	19-16+			
06	10/14	BILLS	P	0	0	0	0.0	0.0	0	0	0	0	0	0	0	0	0	0	0	0	1	1	0	0	1	0	W	20-13			
07	10/21	at Jaguars	P	0	0	0	0.0	0.0	0	0	0	0	0	0	0	0	0	0	0	0	2	1	1	0	0	0	W	20-7			
2018 TOTALS				7-1	3	3	0	0.0	0.0	0	0	0	0	0	0	0	0	0	0	0	4	3	1	0	1	0	0	4-3			

+ - Overtime



DAVID SHARPE

TACKLE

6-6 | 343 | FLORIDA

HOMETOWN: JACKSONVILLE, FLA. | AGE: 23

2ND NFL SEASON | 1ST WITH TEXANS | ACQUIRED: FA-'18

2018 GP/GS: 1/0 | CAREER GP/GS: 6/2

TEAMS: OAK 2017-18; HOU 2018



71

TRANSACTIONS: Selected by the Oakland Raiders with the 23rd pick in the fourth round (129th overall) of the 2017 NFL Draft...Waived by the Raiders on Sept. 2, 2018...Signed to the Houston Texans practice squad on Sept. 12, 2018...Signed to the Texans active roster on Sept. 25, 2018.

2018 (Houston 1/0):

- Spent Weeks 2-3 on the practice squad
- Inactive Weeks 4-6
- Contributed on special teams in his Texans debut at Jacksonville (10/21)

2017 (Oakland 5/2):

- Appeared in five games, including two starts at left tackle as a rookie
- Inactive Weeks 1-4, 8-9, 12 and 15
- Active, but did not play in Weeks 5 and 11
- Made his NFL debut vs. Kansas City (10/15) contributing on special teams
- Saw limited action on offense vs. New York Giants (12/3)
- Contributed on special teams at Kansas City (12/10)
- Started his first NFL game, filling in for T Donald Penn at Philadelphia (12/25). Part of a line that surrendered just one sack, marking the ninth game of the season with one or less sacks allowed and helped the offense surpass 100 yards on the

ground for the ninth time with 137 yards

- Started in his second career game at left tackle at Los Angeles Chargers (12/31). Helped the offense run for more than 100 yards for the 10th time on the season with 105

COLLEGE:

- Played three seasons (2014-16) at the University of Florida in Gainesville, Fla.
- Appeared in 33 career games with 26 starts over three seasons
- Helped the Gators to a three-year record of 26-13, including two SEC Championship appearances
- As a junior, started all 13 games at left tackle for the Gators in 2016 and was one of two Gators to start every game
- Helped Florida averaged 215.8 passing yards per game, the highest since 2009
- Played in all 14 games with 13 starts at left tackle as a sophomore in 2015
- Helped Florida rush for at least 100 yards in every game in 2014, averaging 187.7 yards per game

PERSONAL:

- Attended Providence High School in Jacksonville, Fla.
- Was a 2014 U.S. Army All-American Bowl selection and was named to the MaxPreps All-American First Team
- Also played basketball at Providence H.S.

DAVID SHARPE - NFL REGULAR SEASON STATISTICS


DATE	TEAM	GP	GS
2017	Raiders	5	2
2018	Raiders	0	0
2018	Texans	1	0
NFL TOTALS		6	2

TEXANS BIOS

2018 GAME-BY-GAME REGULAR SEASON STATISTICS (RAIDERS/TEXANS)

W	DATE	OPPONENT	P/S		W/L	SCORE
01	09/10	RAMS		NOT ON ROSTER Went from Raiders to Texans .	L	13-33
02	09/16	at Titans		PRACTICE SQUAD	L	17-20
03	09/23	GIANTS		PRACTICE SQUAD	L	22-27
04	09/30	at Colts		INACTIVE	W	37-34+
05	10/07	COWBOYS		INACTIVE	W	19-16+
06	10/14	BILLS		INACTIVE	W	20-13
07	10/21	at Jaguars	P		W	20-7
2018 TOTALS		1-0			4-3	

+ - Overtime



VYNCINT SMITH

WIDE RECEIVER

6-3 | 202 | LIMESTONE

HOMETOWN: COLUMBIA, S.C. | AGE: 22

ROOKIE | 1ST WITH TEXANS | ACQUIRED: CFA-'18

2018 GP/GS: 3/1 | CAREER GP/GS: 3/1

TEAMS: HOU 2018



17

TRANSACTIONS: Signed by the Houston Texans as a college free agent on May 11, 2018.

2018 (Houston 3/1):

- Started at WR in his NFL debut at New England (9/9)
- Became the first rookie college free agent to start in Week 1 for the Texans in franchise history
- Contributed on special teams at Tennessee (9/16)
- Made his first career reception, a 28-yard completion from QB Deshaun Watson, in the fourth quarter vs. the N.Y. Giants (9/23)
- Inactive Weeks 4-7

CAREER AT LIMESTONE:

- Played four seasons (2014-17) at Limestone College in Gaffney, S.C.
- Totaled 153 catches for 2,371 yards and 11 touchdowns in 30 career games (26 starts) for the Saints
- Set a single-season school record for receiving yards (849) as a senior in 2017

2017 (Limestone):

- 2017 second-team All-South Atlantic Conference
- Racked up 849 yards receiving with 49 receptions and three touchdowns in 10 games played

2016 (Limestone):

- Started in all 11 games during junior campaign
- Compiled 709 receiving yards with 44 receptions and four touchdowns
- Averaged 16.1 yards per reception and 64.5 receiving yards per game
- Tallied a 41-yard touchdown catch in a 35-6 win at Shaw (9/3)
- Finished with 119 yards and two touchdowns on six receptions against Mars Hill (9/17)
- Recorded 91 yards on eight catches in a 31-13 win at Lenoir-Rhyne (9/24)
- Registered 106 yards behind four catches at Carson-Newman (10/29)
- Wrapped up the year with a 107-yard receiving performance

against North Greenville (11/12)

2015 (Limestone):

- Appeared in all 10 games during sophomore season, making nine starts
- Led the team with four receiving touchdowns
- Ranked second on the team with 32 catches for 418 yards
- Posted eight catches for 88 yards and a touchdown against No. 22-ranked Lenoir-Rhyne (9/26)
- Recorded a career-best 74-yard touchdown reception in a loss at UNC Pembroke (11/14)

2014 (Limestone):

- Played in nine games, making six starts as a true freshman
- Ranked second on the team with 395 yards receiving
- Hauled in 28 receptions for 43.9 yards per game
- Recorded 14.1 yards per catch
- Finished with eight receptions for a season-best 162 yards at Kentucky Wesleyan (11/1)

PERSONAL:

- Born in Bad Windsheim, Germany
- Son of Yolanda and Vernon Smith
- Has one older sister, Vynnessa, and three young siblings: Victor, Vandyn and Veronique
- Older sister ran track at Kennesaw State and plays for the Atlanta Steam of the Professional Women's Football League
- Was a member of Team Blaze, finishing second in the nation in the 4x100
- Graduated high school with a 3.6 GPA
- Majored in Mathematics
- Westwood High School: Played two seasons with the Redhawks
- Was an All-Region selection during senior season after hauling in 31 receptions for 503 yards and four touchdowns
- Guided team to a 7-5 finish and playoff appearance as a senior
- Finished with more than 500 yards receiving and four touchdowns during junior campaign
- Also competed with the track team
- Helped led the team to a 3A region runner-up finish

SINGLE-GAME HIGHS: RUSHING/RECEIVING

Receptions 1 vs. New York Giants, Sep 23, 2018
Receiving Yards 28 vs. New York Giants, Sep 23, 2018

Longest Receptions 28 vs. New York Giants, Sep 23, 2018
All-purpose yards 28 vs. New York Giants, Sep 23, 2018

TEXANS BIOS

2018 GAME-BY-GAME REGULAR SEASON STATISTICS (TEXANS)

W	DATE	OPPONENT	P/S	RECEIVING				ATT	RUSHING			TD	W/L	SCORE
				NO	YDS	LG	TD		YDS	LG	TD			
01	09/09	at Patriots	S	0	0	0	0	0	0	0	0	0	L	20-27
02	09/16	at Titans	P	0	0	0	0	0	0	0	0	0	L	17-20
03	09/23	GIANTS	P	1	28	28	0	0	0	0	0	0	L	22-27
04	09/30	at Colts											W	37-34+
05	10/07	COWBOYS											W	19-16+
06	10/14	BILLS											W	20-13
07	10/21	at Jaguars											W	20-7
2018 TOTALS			3-1	1	28	28	0	0	0	0	0	0	4-3	

+ - Overtime



JORDAN THOMAS

TIGHT END

6-5 | 277 | MISSISSIPPI STATE

HOMETOWN: SUMRALL, MISS. | AGE: 22

ROOKIE | 1ST WITH TEXANS | ACQUIRED: D6B-'18

2018 GP/GS: 7/5 | CAREER GP/GS: 7/5

TEAMS: HOU 2018



83

TRANSACTIONS: Selected by the Houston Texans with the 37th pick of the sixth round (211th overall) in the 2018 NFL Draft.

2018 (Houston 7/5):

- ✦ Made his NFL debut and caught one pass for 27 yards at New England (9/9)
- ✦ Made the first start of his NFL career at Tennessee (9/16)
- ✦ Notched a career-high 53 yards receiving, including a 39-yard reception vs. the N.Y. Giants (9/23)
- ✦ Started at tight end at Indianapolis (9/30)
- ✦ Caught one pass for 11 yards vs. Dallas (10/7)
- ✦ Started at tight end vs. Buffalo (10/14)
- ✦ Started at tight end and helped the Texans rush for 141 yards at Jacksonville (10/21)

CAREER AT MISSISSIPPI STATE:

- ✦ Played two seasons (2016-17) at Mississippi State University in Starkville, Miss. after transferring from East Central Community College in Decatur, Miss (2014-15)
- ✦ Played both tight end and wide receiver at Mississippi State
- ✦ Caught 31 passes for 311 yards and four touchdowns in 25 career games (five starts) at Mississippi State
- ✦ Was selected to play in the 2018 East-West Shrine Game

2017 (Mississippi State):

- ✦ MSU's third-leading receiver who saw most of his action at wide receiver, but also played tight end
- ✦ Caught 22 passes for 263 yards and three touchdowns in 13 games (five starts)
- ✦ Ranked second on the team in receiving yards

- ✦ Recorded at least one catch in 12-of-13 games
- ✦ Made two catches for 25 yards and one touchdown at Louisiana Tech (9/9)
- ✦ In his first career start, reeled in three passes for 28 yards and a 10-yard touchdown against Kentucky (10/21)
- ✦ Best game of his career came against Ole Miss (11/23), making four catches for 65 yards

2016 (Mississippi State):

- ✦ Played in the final 12 games of the season, catching nine passes for 48 yards and a score
- ✦ Had two catches for seven yards and a touchdown in his debut against South Carolina (9/10)

2015 (East Central CC):

- ✦ Caught 16 passes for 207 yards and three touchdowns in seven games played for the Warriors in 2015

2014 (East Central CC):

- ✦ Hauled in 16 passes for 138 yards and one touchdown during his freshman season in 2014
- ✦ Saw action at defensive end and offensive tackle as well
- ✦ Coached by Ken Karcher
- ✦ Also played basketball for East Central CC

PERSONAL:

- ✦ Son of Robert and Monique Thomas
- ✦ Has three siblings – Robresha, Monesha and Shankea
- ✦ Attended Sumrall High School
- ✦ Majored in interdisciplinary studies

SINGLE-GAME HIGHS: RUSHING/RECEIVING

Receptions 2 vs. New York Giants, Sep 23, 2018
Receiving Yards 53 vs. New York Giants, Sep 23, 2018


Longest Receptions 39 vs. New York Giants, Sep 23, 2018
All-purpose yards 53 vs. New York Giants, Sep 23, 2018

TEXANS BIOS

2018 GAME-BY-GAME REGULAR SEASON STATISTICS (TEXANS)

W	DATE	OPPONENT	P/S	RECEIVING				RUSHING			TD	W/L	SCORE
				NO	YDS	LG	TD	ATT	YDS	LG			
01	09/09	at Patriots	P	1	27	27	0	0	0	0	0	L	20-27
02	09/16	at Titans	S	0	0	0	0	0	0	0	0	L	17-20
03	09/23	GIANTS	S	2	53	39	0	0	0	0	0	L	22-27
04	09/30	at Colts	S	0	0	0	0	0	0	0	0	W	37-34+
05	10/07	COWBOYS	P	1	11	11	0	0	0	0	0	W	19-16+
06	10/14	BILLS	S	0	0	0	0	0	0	0	0	W	20-13
07	10/21	at Jaguars	S	0	0	0	0	0	0	0	0	W	20-7
2018 TOTALS			7-5	4	91	39	0	0	0	0	0	4-3	

+ - Overtime



MIKE TYSON

SAFETY

6-2 | 200 | CINCINNATI

HOMETOWN: NORFOLK, VA. | AGE: 25

1ST NFL SEASON | 1ST WITH TEXANS | ACQUIRED: FA-'18

2018 GP/GS: 2/0 | CAREER GP/GS: 2/0

TEAMS: SEA 2017; HOU 2018



34

TRANSACTIONS: Selected by the Seattle Seahawks with the third pick of the sixth round (187th overall) in the 2017 NFL Draft...Waived by the Seahawks on Sept. 2, 2017...Signed to the Seahawks practice squad on Sept. 3, 2017...Signed to the Seahawks active roster on Dec. 16, 2017...Waived by the Seahawks on Sept. 1, 2018...Signed to the Houston Texans practice squad on Sept. 3, 2018...Signed to the Texans active roster on Oct. 9, 2018.

2018 (Houston 2/0):

- Spent Weeks 1-5 on the Texans practice squad
- Contributed on special teams in his NFL debut vs. Buffalo (10/14)
- Appeared on special teams at Jacksonville (10/21)

2017 (Seattle 0/0):

- Spent the first 14 weeks of the season on the Seahawks practice squad
- Elevated to the active roster on Dec. 16
- Inactive Weeks 15-17

CAREER AT CINCINNATI:

- Played four seasons (2013-16) at the University of Cincinnati
- Appeared in 43 games with 16 starts during his collegiate career
- Recorded 137 total tackles (72 solo), 11 passes defended, 7.5 tackles for loss, seven interceptions and one fumble recovery

over four seasons for the Bearcats

- Tallied career highs in total tackles (46), solo tackles (29), interceptions (five), pass breakups (five) and tackles for loss (4.5) in 10 games as a senior in 2016
- Named the Jim Kelly Sr. Spirit Award winner following his senior season
- Played in 11 games in 2015, recording 32 total tackles (21 solo) and four pass breakups as a junior
- Appeared in 11 games as a sophomore
- Recorded 41 total tackles (14 solo), one pass breakup and one fumble recovery in 2014
- Tallied 18 total tackles (eight solo), two interceptions returned for 103 yards (51.1 avg.) and one pass breakup in seven games as a true freshman in 2013

PERSONAL:

- Attended Hargrave Military Academy in Chatham, Va. as a senior in 2012 after transferring from Lake Taylor High School in Norfolk, Va.
- Posted eight interceptions at Lake Taylor HS as a junior in 2011
- Recorded 43 total tackles, 5.0 sacks and two forced fumbles on defense, while hauling in 26 passes for 600 yards and nine touchdowns on offense in 2011
- Earned all-district honors as a junior

MIKE TYSON - NFL REGULAR SEASON STATISTICS

DATE	TEAM	GP	GS	TK	S	A	TACKLES			QBH	NO	INTERCEPTIONS			FUMBLES			TK	S	A	ST		MISC	
							TFL	YDS	SK			YDS	LG	TD	PD	FF	FR				FF	FR	S	A
2017	Seahawks	0	0	0	0	0	0	0	0.0	0.0	0	0	0	0	0	0	0	0	0	0	0	0	0	0
2018	Texans	2	0	0	0	0	0	0	0.0	0.0	0	0	0	0	0	0	0	0	0	0	0	0	0	0
NFL TOTALS		2	0	0	0	0	0	0	0.0	0.0	0	0	0	0	0	0	0	0	0	0	0	0	0	0

TEXANS BIOS

2018 GAME-BY-GAME REGULAR SEASON STATISTICS (TEXANS)

W	DATE	OPPONENT	TACKLES								INTERCEPTIONS					FUMBLES			ST					MISC			W/L	SCORE
			TK	S	A	SK	YDS	TFL	YDS	QBH	NO	YDS	LG	TD	PD	FF	FR	YDS	TK	S	A	FF	FR	S	A			
01	09/09	at Patriots												PRACTICE SQUAD											L	20-27		
02	09/16	at Titans												PRACTICE SQUAD											L	17-20		
03	09/23	GIANTS												PRACTICE SQUAD											L	22-27		
04	09/30	at Colts												PRACTICE SQUAD											W	37-34+		
05	10/07	COWBOYS												PRACTICE SQUAD											W	19-16+		
06	10/14	BILLS	P	0	0	0	0.0	0.0	0	0	0	0	0	0	0	0	0	0	0	0	0	0	0	0	0	W	20-13	
07	10/21	at Jaguars	P	0	0	0	0.0	0.0	0	0	0	0	0	0	0	0	0	0	0	0	0	0	0	0	0	W	20-7	
2018 TOTALS			2-0	0	0	0	0.0	0.0	0	0	0	0	0	0	0	0	0	0	0	0	0	0	0	0	4-3			

+ - Overtime



CARLOS WATKINS

DEFENSIVE END

6-3 | 297 | CLEMSON

HOMETOWN: MOORESBORO, N.C. | AGE: 24

2ND NFL SEASON | 2ND WITH TEXANS | ACQUIRED: D4B-'17

CAREER GP/GS: 12/6

TEAMS: HOU 2017-18



91

TRANSACTIONS: Selected by the Houston Texans with the 36th pick in the fourth round (142nd overall) of the 2017 NFL Draft.

2018 (Houston 0/0):

- ✦ Inactive in Weeks 1-6
- ✦ Active, but did not play Week 7 at Jacksonville (10/21)

2017 (Houston 12/6):

- ✦ Recorded 21 total tackles (nine solo), three tackles for loss and one pass defended in 12 games as a rookie in 2017
- ✦ Made his NFL debut and recorded one tackle vs. Tennessee (10/1)
- ✦ Started his first career game and produced three total tackles and his first tackle for loss vs. Indianapolis (11/5)
- ✦ Notched his second consecutive start and made two total tackles, one tackle for loss and tallied his first career pass defended at the Los Angeles Rams (11/12)
- ✦ Registered two total tackles and one tackle for loss at Baltimore (12/3)
- ✦ Made his fifth start of the season and produced a pair of tackles vs. Pittsburgh (12/25)
- ✦ Notched a career-best five total tackles at Indianapolis (12/31)

COLLEGE:

- ✦ Played five seasons (2012-16) at Clemson (S.C.) University
- ✦ Received a medical redshirt for the 2013 campaign after sustaining injuries in a car crash
- ✦ Finished his Tigers career with 191 total tackles, 26 tackles for loss and 14 sacks in 1,666 snaps over 53 games (30 starts)
- ✦ Tallied 24 career games with at least one tackle for loss, and Clemson was 22-2 in those contests
- ✦ Played and roomed with Texans NT D.J. Reader at Clemson
- ✦ Earned Senior Bowl invitation
- ✦ CFP National Champion (2016)
- ✦ CBS Sports first-team All-American (2016)
- ✦ Associated Press second-team All-American (2016)

- ✦ Phil Steele fourth-team All-American (2016)
- ✦ ESPN All-Bowl Team (2016)
- ✦ First-team All-ACC (media, coaches)
- ✦ Logged 82 total tackles, 13.5 for loss and 10.5 sacks in 758 snaps over 15 games (15 starts) in his senior campaign
- ✦ His sack total in 2016 was the highest by a Clemson defensive tackle in history, breaking the mark of 10.0 held by Jim Stuckey, William Perry and Michael Dean Perry
- ✦ A first-team All-ACC (media) and second-team All-ACC (coaches) selection as a junior in 2015
- ✦ Registered 69 tackles, eight tackles for loss and 3.5 sacks in 570 snaps over 15 games (14 starts) in 2015
- ✦ Recorded 13 tackles, two tackles for loss and four quarterback pressures in 135 snaps over 11 games as a redshirt sophomore in 2014
- ✦ Tallied 11 total tackles, 1.5 tackles for loss and one quarterback pressure in 90 snaps over three games (one start) in 2013
- ✦ Recorded 16 total tackles, one tackle for loss and three quarterback pressures in 113 snaps over nine games in his first season with the Tigers

PERSONAL:

- ✦ Attended Chase High School in Forest City, N.C.
- ✦ Rated as the No. 55 player and No. 7 defensive lineman in the nation as well as No. 4 player in North Carolina by 247Sports.com
- ✦ No. 104 overall player and No. 8 defensive tackle in the nation as well as No. 5 player in North Carolina by Rivals.com
- ✦ No. 8 defensive tackle in the nation by Scout.com
- ✦ Notched 15.0 sacks, one interception and five forced fumbles as a senior
- ✦ Made 50 tackles, 29 tackles for loss and 14.0 sacks as a junior
- ✦ Played in the U.S. Army All-American game and the Shrine Bowl
- ✦ Averaged over 21 points and 10 rebounds per game in basketball as a junior
- ✦ Cousin of former Clemson defensive end Dane Rogers
- ✦ Earned undergraduate degree in sociology in December 2016

CARLOS WATKINS - NFL REGULAR SEASON STATISTICS

DATE	TEAM	GP	GS	TK	S	A	TACKLES				QBH	NO	INTERCEPTIONS				FUMBLES				ST		MISC			
							TFL	YDS	SK	YDS			YDS	LG	TD	PD	FF	FR	YDS	TK	S	A	FF	FR	S	A
2017	Texans	12	6	21	9	12	3	9	0.0	0.0	0	0	0	0	0	1	0	0	0	0	0	0	0	0	0	0
2018	Texans	0	0	0	0	0	0	0	0.0	0.0	0	0	0	0	0	0	0	0	0	0	0	0	0	0	0	0
NFL TOTALS		12	6	21	9	12	3	9	0.0	0.0	0	0	0	0	0	1	0	0	0	0	0	0	0	0	0	0

TEXANS BIOS

SINGLE-GAME HIGHS: DEFENSIVE

Total Tackles 5 at Indianapolis Colts, Dec 31, 2017 **Tackles For Loss** 1 at Tennessee Titans, Dec 03, 2017
Passes Defensed 1 at Los Angeles Rams, Nov 12, 2017 ...2 more at 1.

2018 GAME-BY-GAME REGULAR SEASON STATISTICS (TEXANS)

W	DATE	OPPONENT	TACKLES							INTERCEPTIONS					FUMBLES			ST					MISC		W/L	SCORE
			TK	S	A	SK	YDS	TFL	YDS	QBH	NO	YDS	LG	TD	PD	FF	FR	YDS	TK	S	A	FF	FR	S		
01	09/09	at Patriots	INACTIVE																			L	20-27			
02	09/16	at Titans	INACTIVE																			L	17-20			
03	09/23	GIANTS	INACTIVE																			L	22-27			
04	09/30	at Colts	INACTIVE																			W	37-34+			
05	10/07	COWBOYS	INACTIVE																			W	19-16+			
06	10/14	BILLS	INACTIVE																			W	20-13			
07	10/21	at Jaguars	DID NOT PLAY																			W	20-7			
2018 TOTALS			0	0	0	0.0	0.0	0	0	0	0	0	0	0	0	0	0	0	0	0	0	0	0	0	4-3	

+ - Overtime



DESHAUN WATSON

QUARTERBACK

6-2 | 215 | CLEMSON

HOMETOWN: GAINESVILLE, GA. | AGE: 23

2ND NFL SEASON | 2ND WITH TEXANS | ACQUIRED: D1-'17

2018 GP/GS: 7/7 | CAREER GP/GS: 14/13

TEAMS: HOU 2017-18



4

TRANSACTIONS: Selected by the Houston Texans with the 12th pick in the first round (12th overall) of the 2017 NFL Draft.

HONORS:

- ✦ AFC Offensive Player of the Week (Week 4, 2017)
- ✦ AFC Offensive Player of the Month (October 2017)
- ✦ NFL Offensive Rookie of the Month (October 2017)
- ✦ Pro Football Weekly All-Rookie (2017)
- ✦ FedEx Air Player of the Week (Week 4, 2017)

2018 (Houston 7/7)

- ✦ Completed 17-of-34 passes for 176 yards and one touchdown and rushed for 40 yards on eight carries (5.0 avg.) at New England (9/9)
- ✦ Threw for 310 yards, two touchdowns and one interception on 22-of-32 passing (68.8%) and rushed for 44 yards on five carries (8.8 avg.) at Tennessee (9/16)
- ✦ Completed 24-of-40 passes (60.0%) for 285 yards, two touchdowns, one interception and a 98.4 passer rating vs. the N.Y. Giants (9/23). Also, rushed for a team-high 36 yards on five carries (7.2 avg.)
- ✦ Completed 29-of-42 passes for 375 yards and two touchdowns with one interception at Indianapolis (9/30). Also ran for 41 yards on six carries (6.8 avg.) and one touchdown. Became only the third quarterback since the NFL/AFL merger to throw for at least 375 yards and two touchdowns and rush for 40-or-more yards and one touchdown. Matched Kurt Warner and Marc Bulger for the most games (eight) with multiple touchdown passes through a player's first 11 career games in NFL history
- ✦ Threw for 375 yards and one touchdown on 33-of-44 passing and rushed 10 times for 40 yards (4.0 avg.) vs. Dallas (10/7). Extended his streak of games with at least 375 yards passing and 35 yards rushing to three. No other quarterback has ever accomplished that feat in back-to-back games in NFL history
- ✦ Completed 15-of-25 passes for 177 yards, one touchdown and two interceptions vs. Buffalo (10/14)
- ✦ Threw for 134 yards and one touchdown on 12-of-24 passing and an 81.8 passer rating at Jacksonville (10/21). Rushed seven times for 13 yards (1.9 avg.)

2017 (Houston 7/6):

- ✦ Completed 126-of-204 passes for 1,699 yards and 19 touchdowns, while rushing for 269 yards and two touchdowns on 36 carries in seven games as a rookie
- ✦ Set NFL records for most passing touchdowns (19) through a player's first seven career games and most passing touchdowns

(18 in Weeks 3-8) by a rookie over any five-game span in NFL history

- ✦ Recorded three games with four-or-more passing touchdowns, joining Fran Tarkenton as the only rookies in NFL history to do so
- ✦ Joined Cam Newton as the only rookies in NFL history to average 240-or-more passing yards and 35-or-more rushing yards per game
- ✦ Was the first rookie quarterback in NFL history with two games of 300-or-more passing yards and 40-or-more rushing yards in a season
- ✦ Played in the second half of the season opener vs. Jacksonville (9/10). Threw for a touchdown on the first drive of his NFL career
- ✦ Made his first career start at Cincinnati (9/14) and recorded the longest rush ever by a Texans quarterback (49 yards), compiled the most rushing yards ever by a Texans quarterback (67), became the first quarterback to score touchdowns in his first two games with the Texans and led the team in both rushing and passing
- ✦ Became the first quarterback in franchise history and fourth rookie since 2000 to record 300-plus passing yards and 40-plus rushing yards in a single game at New England (9/24). Watson's 301 passing yards established a Texans single-game rookie record and he became the first rookie quarterback to throw for 300-plus yards against the defending Super Bowl champions since Cam Newton did so against the Green Bay Packers in 2011. Recorded his first multi-touchdown game and guided the Texans to their most points (30) since Week 16 of the 2015 season. Watson and RB D'Onta Foreman combined for 664 yards passing and rushing through the first three games of the season, the most by a rookie combination in franchise history and second most among rookie combinations in the NFL
- ✦ Completed 25-of-34 passes (73.5%) for 283 yards and four touchdowns and added 24 yards and one score on the ground vs. Tennessee (10/1). With his performance, Watson tied the all-time rookie quarterback record with five touchdowns in the game and became the first quarterback to throw for four touchdowns and run for one since Fran Tarkenton in 1961. Watson became the only rookie in NFL history with seven-or-more passing touchdowns and two-or-more rushing touchdowns in his team's first four games of a season, became the first rookie quarterback in team history with three-or-more touchdown passes in a game and led the Texans to a team-record 57 points
- ✦ Completed 16-of-31 passes for 261 yards and five touchdowns and added 31 rushing yards vs. Kansas City (10/8). With his Week 5 performance, Watson became the first rookie quarterback in NFL history to produce five-or-more touchdowns in consecutive games and became the second rookie

quarterback to throw for four-or-more touchdowns in back-to-back games. Watson also became the first rookie quarterback to throw for 260 yards and rush for 20 yards in three consecutive games and became the first rookie quarterback to total 12 touchdowns in his first five games

- Threw for 225 yards and three touchdowns and added 23 rushing yards vs. Cleveland (10/15). His 15 passing touchdowns were the most by a rookie in his first six games and tied the NFL record for most passing touchdowns for a quarterback through his first six career games. Became the first rookie since the merger to throw for three-or-more touchdown passes in three consecutive games and became the first rookie in NFL history with 225-or-more passing yards and 20-or-more rushing yards in four consecutive games. With the performance, Watson passed Ryan Mallet (1,170) for the ninth-most passing yards in Texans history, Ryan Fitzpatrick (184) for the third-most rushing yards by a quarterback in franchise history and tied Brock Osweiler (15) for the sixth-most passing touchdowns in team history
- Tallied 402 passing yards with four touchdowns and added 67 rushing yards on eight carries at Seattle (10/29). He became the first quarterback in NFL history with 400-or-more passing yards, four-or-more passing touchdowns and 50-or-more rushing yards in a single game while also passing Kurt Warner for the most passing touchdowns (18) through a player's first seven career games in NFL history. His 18 passing touchdowns in his past five games are the most by a rookie over any five-game span in NFL history. Watson became the fifth quarterback and first rookie in NFL history to have a five-game stretch of 225-or-more passing yards and 20-or-more rushing yards, joining Andrew Luck (2015-16), Aaron Rodgers (2016), Daunte Culpepper (2004) and Randall Cunningham (1990). His four passing touchdowns tie Peyton Manning, Marcus Mariota and Dak Prescott for the most games (four) of three-or-more passing touchdowns by a rookie in NFL history
- Placed on the Reserve/Injured list on Nov. 3

COLLEGE:

- Played three seasons (2014-16) at Clemson (S.C.) University
- Put up record numbers and guided Clemson to consecutive College Football Playoff appearances, with the school's second National Championship in 2016
- Led Clemson to 28 wins over his final two seasons and compiled a 32-3 record as a starter, which was the best winning percentage in school history for a quarterback
- Two-time Heisman Trophy finalist; finished third in the 2015 balloting with 148 first-place votes and second in 2016 with 269 first-place votes
- The first ACC player to finish in the top three of the voting on multiple occasions
- Two-time recipient of the Davey O'Brien Award, one of only four quarterbacks who can make that claim, and the first since Oklahoma's Jason White in 2003,04, also two-time winner of the Manning Award
- Finished third in ACC history in total offense (12,094), behind only NC State's Philip Rivers and Tajh Boyd
- Threw for 10,163 yards and 90 career touchdowns
- Tops in Clemson history in career completion percentage (.674), passing efficiency (157.5) and total offense per game (318.3)
- In his career in the fourth quarter, passed for 16 touchdowns with only two interceptions
- CFP National Champion (2016)
- National Championship Game Most Valuable Offensive Player (2016)

- Fiesta Bowl Most Valuable Offensive Player (2016)
- Capital One Orange Bowl Offensive Most Valuable Player (2015)
- Scout.com National Player of the Year (2016)
- First-team All-America by AFCA, Associated Press, CBS Sports, ESPN.com, Football Writers Association and USA Today (2015)
- ACC Player of the Year (2015)
- ACC Championship Game Most Valuable Player (2015)
- Second-team All-America by AFCA and Associated Press (2016)
- Second-team All-America by Sporting News, Sports Illustrated and Walter Camp (2015, 2016)
- One of four quarterbacks to win the Davey O'Brien Award twice (2015, 2016)
- Manning Award (2015, 2016)
- All-ACC Academic Team (2015, 2016)
- Johnny Unitas Award (2016)
- Bobby Bowden Award (2016)
- Walter Camp Player of the Year finalist (2015, 2016)
- Maxwell Award semi-finalist (2016)
- Maxwell Award finalist (2015)
- Heisman Trophy Finalist (3rd - 2015, 2nd - 2016)
- Turned in one of the most decorated seasons in college football history, including being named a Heisman finalist and National Championship Game Most Valuable Offensive Player after leading Clemson to its second National Championship in 2016
- Set Clemson records by throwing for 4,593 yards and 41 touchdowns as a junior
- Completed 67 percent of his passes and accounted for 5,219 yards of total offense, 10 more than his total from the 2015 season
- Accounted for 50 touchdowns in all, with nine rushing scores
- Posted 463 yards of total offense and four total touchdowns to lead Tigers to dramatic 35-31 win over Alabama in the National Championship Game (1/9/17)
- Became Clemson's first winner of the prestigious Davey O'Brien and Manning Awards in 2015
- First player in FBS history with at least 4,000 passing yards and 1,000 rushing yards in a season as a sophomore
- Set National Championship Game record with 478 yards of total offense, including a passing total of 405 yards and four touchdowns vs. Alabama (1/11/16) as a sophomore
- Completed 93-of-137 passes for 1,466 yards and 14 touchdowns against only two interceptions in 330 snaps over eight games as a freshman in 2014

PERSONAL:

- Four-year starter at Gainesville (Ga.) High School
- Set state career records for total offense yards (17,134) and total touchdowns (218)
- Notched 13,077 passing yards and 155 touchdowns along with 4,057 rushing yards and 63 touchdowns in his career
- Set the state career records for passing touchdowns and total offense yards by the end of his junior season
- Named state player of the year as a sophomore, junior and senior and earned Gatorade Player of the Year honors in Georgia as a senior
- Amassed 4,431 passing yards and 57 touchdowns against only five interceptions along with 1,057 rushing yards and 14 touchdowns as a senior
- Logged 5,700 total offense yards and 64 touchdowns, including 4,024 passing yards and 50 touchdowns, as a junior
- No. 16 player and No. 1 dual-threat quarterback in the nation by

TEXANS BIOS

ESPN

- No. 31 player and No. 1 dual-threat quarterback in the nation and No. 2 player in Georgia by Rivals.com
- Selected to play in the U.S. Army All-American Game and Under

Armour All-American Game

- Earned undergraduate degree in communication in December 2016

SINGLE-GAME HIGHS: QUARTERBACK

Pass Attempts 44 vs. Dallas Cowboys, Oct 07, 2018
Pass Completions 33 vs. Dallas Cowboys, Oct 07, 2018
Yards Passing 402 at Seattle Seahawks, Oct 29, 2017
TD Passes 5 vs. Kansas City Chiefs, Oct 08, 2017
Long Passes 72t at Seattle Seahawks, Oct 29, 2017
Completion Percentage 75.0 vs. Dallas Cowboys, Oct 07, 2018

Passer Rating 125 vs. Tennessee Titans, Oct 01, 2017
Rush Attempts 10 vs. Dallas Cowboys, Oct 07, 2018
Rushing Yards 67 at Seattle Seahawks, Oct 29, 2017
 ...1 more at 67.
Longest Runs 49t at Cincinnati Bengals, Sep 14, 2017
Rushing TDs 1 at Indianapolis Colts, Sep 30, 2018
 ...2 more at 1.

2018 GAME-BY-GAME REGULAR SEASON STATISTICS (TEXANS)

W	DATE	OPPONENT	P/S	PASSING										RUSHING					W/L	SCORE
				ATT	CMP	YDS	PCT	Y/A	Y/C	TD	INT	LG	SK/YD	RATE	ATT	YDS	LG	TD		
01	09/09	at Patriots	S	34	17	176	50.0	5.2	10.4	1	1	27	3/18	62.9	8	40	13	0	L	20-27
02	09/16	at Titans	S	32	22	310	68.8	9.7	14.1	2	1	39t	4/21	107.6	5	44	15	0	L	17-20
03	09/23	GIANTS	S	40	24	385	60.0	9.6	16.0	2	1	39	3/17	98.4	5	36	10	0	L	22-27
04	09/30	at Colts	S	42	29	375	69.0	8.9	12.9	2	1	30	7/28	102.8	6	41	18	1	W	37-34+
05	10/07	COWBOYS	S	44	33	375	75.0	8.5	11.4	1	1	49	1/1	98.2	10	40	11	0	W	19-16+
06	10/14	BILLS	S	25	15	177	60.0	7.1	11.8	1	2	24	7/35	61.6	2	2	3	0	W	20-13
07	10/21	at Jaguars	S	24	12	139	50.0	5.8	11.6	1	0	31	1/8	81.8	7	13	4	0	W	20-7
2018 TOTALS			7-7	241	152	1,937	63.1	8.0	12.7	10	7	49	26/128	89.9	43	216	18	1	4-3	

+ - Overtime



J.J. WATT

DEFENSIVE END

6-5 | 288 | WISCONSIN

HOMETOWN: PEWAUKEE, WIS. | AGE: 29

8TH NFL SEASON | 8TH WITH TEXANS | ACQUIRED: D1-'11

2018 GP/GS: 7/7 | CAREER GP/GS (POST): 95/95 (5/5)

TEAMS: HOU 2011-18



99

TRANSACTIONS: Selected by the Houston Texans with the 11th pick in the first round (11th overall) of the 2011 NFL Draft...Signed a contract extension with the Texans on Sept. 2, 2014.

HONORS:

- ✦ Walter Payton NFL Man of the Year (2017)
- ✦ Sports Illustrated Person of the Year (2017)
- ✦ Associated Press and PFWA NFL Defensive Player of the Year (3x – 2012, 2014-15)
- ✦ Associated Press First-Team All-Pro (4x – 2012-15)
- ✦ Pro Bowl selection (4x – 2012-15) and 2014 Pro Bowl Captain
- ✦ NFL 101 AFC Defensive Player of the Year (3x – 2012, 2014-15)
- ✦ Pro Football Weekly/PFWA Defensive Most Valuable Player (3x – 2012, 2014-15)
- ✦ PFW First-Team All-Pro (4x – 2012-15)
- ✦ AFC Defensive Player of the Week (6x – Week 2, 2012; Week 15, 2012; Week 4, 2014; Week 11, 2014; Week 11, 2015; Week 17, 2015) – second-most all-time
- ✦ AFC Defensive Player of the Month (6x – September, 2012; December, 2012; September, 2014; December, 2014; November, 2015; September, 2018)
- ✦ USA Football All-Fundamentals Team (2012)
- ✦ Houston Texans Rookie of the Year (2011)
- ✦ Pro Football Weekly/PFWA All-Rookie Team (2011)
- ✦ USA Today All-Joe Team (2011)
- ✦ NFL sack leader (2x – 2012, 2015)
- ✦ Bert Bell Award winner (2014)

CAREER:

- ✦ Has recorded 83.0 sacks, 13 fumble recoveries, 19 forced fumbles and 48 passes defended in his career
- ✦ Became the second-fastest NFL player to reach 80.0 career sacks, doing so in his 92nd career game. Hall of Fame DE Reggie White accomplished the feat in 70 career games
- ✦ Passed Derrick Thomas (66.0) for the second-most career sacks in a player's first five seasons in NFL history
- ✦ In his 75th career game, became the second-fastest player in NFL history to reach 70.0 sacks (Reggie White, 57 games)
- ✦ Became the second-fastest player in NFL history to reach 75.0 career sacks, as he did so in his 82nd career game. Hall of Fame DE Reggie White accomplished the feat in his 65th career game
- ✦ Leads the NFL with 228 quarterback hits and 144 tackles for loss and ranks second in the NFL in sacks since entering the league in 2011
- ✦ The only player in NFL history with 20-or-more sacks and 10-or-more passes defended in the same season, which he

accomplished twice (2012, 2014)

- ✦ Recorded his third career 15.0-sack season (2012, 2014, 2015), which is tied for the second-most in the NFL since 1982. Reggie White is the only other player to notch three 15.0-sack seasons in his first five years in the league
- ✦ Has 22 career games with 2.0-or-more sacks, the second-most of any player in his first five seasons in NFL history
- ✦ Has six games with 3.0-or-more sacks in his career
- ✦ Notched his fourth straight season with 10.0-or-more sacks in 2015, which is the longest active streak in the NFL
- ✦ The first Texan with four seasons (2012-15) of 10.0-or-more sacks in his career (no other player in franchise history has three)
- ✦ Ranks first in franchise history with 83.0 sacks
- ✦ Owns the three highest single-season sack totals in team history (2012, 2014, 2015)
- ✦ Posted 50-or-more quarterback hits in two straight seasons (2014-15)
- ✦ Has blocked four kicks in his career, including a franchise-record two in 2013
- ✦ One of two players to record 10.0 sacks and 10 passes defended in two different seasons since 1991 (Jason Taylor)
- ✦ Posted his fourth straight season (2012-15) with 40-or-more quarterback hits and reached 200 career quarterback hits. His 2012-15 seasons are currently the top four single-season quarterback hit totals since 2006
- ✦ His 36.5 sacks through his first three seasons were the seventh-most in NFL history for a player through their first three seasons
- ✦ Became first player in NFL history with 14 passes defended and 14 sacks in the same season in 2012
- ✦ His 36.5 combined sacks and passes defended in 2012 were the most by a player since 1991, when passes defended became an official statistic
- ✦ Emerged on the national scene in the playoffs following the 2011 season with 3.5 sacks and an interception return for a touchdown in the postseason
- ✦ Became the first player in NFL history to record at least eight total tackles, 3.0 sacks, three tackles for loss, four quarterback hits and one forced fumble in three separate career games (Week 15 of 2012, Week 17 of 2015 and Week 3 of 2018). There has only been six occurrences in NFL history since tackles for loss became an official statistic where a player recorded at least eight total tackles, 3.0 sacks, three tackles for loss, four quarterback hits and one forced fumble in a game and Watt is responsible for three of them. DeMarcus Ware, James Harrison and Aaron Donald are the only other NFL players to accomplish the feat once

2018 (Houston 7/7):

- ✦ Earned AFC Defensive Player of the Month honors for his play during the month of September
- ✦ Notched two solo tackles and two quarterback hits at New England (9/9)
- ✦ Registered six total tackles (four solo), two tackles for loss and one forced fumble at Tennessee (9/16)
- ✦ Finished with eight total tackles (four solo), 3.0 sacks, three tackles for loss, four quarterback hits and one forced fumble vs. the N.Y. Giants (9/23). Became the first player in the NFL to record five total tackles, 1.0 sack, two tackles for loss and a forced fumble in the first half this season
- ✦ Tallied four solo tackles, 2.0 sacks, one tackle for loss, one quarterback hit and two forced fumbles at Indianapolis (9/30). Recorded multiple sacks in back-to-back games for the seventh time in his NFL career, which is the most in NFL history. Clay Matthews, Demarcus Ware, Jared Allen and Jason Pierre-Paul are all tied for second with three each
- ✦ Notched two total tackles (two solo), 1.0 sack, one tackle for loss and two quarterback hits vs. Dallas (10/7)
- ✦ Recorded three total tackles, 1.0 sack, one tackle for loss and one quarterback hit vs. Buffalo (10/14). Tied for the NFL lead in sacks (7.0) with Vikings DE Danielle Hunter. Recorded 1.0 sack in four consecutive games for the sixth time in his career, which is the second-most in the NFL since 2011 (Broncos OLB Von Miller – seven)
- ✦ Tallied one total tackle, one quarterback hit and one pass defended at Jacksonville (10/21). Passed S Glover Quin (47) for the fifth-most passes defended in franchise history

2017 (Houston 5/5):

- ✦ Recorded 15 total tackles (11 solo), five quarterback hits, three tackles for loss and two passes defended in five games played
- ✦ Started in his return to the field and recorded one tackle and one quarterback hit vs. Jacksonville (9/10)
- ✦ Recorded six combined tackles with five solo stops, one quarterback hit and one pass defended at Cincinnati (9/14)
- ✦ Tallied six total tackles for the second consecutive game and recorded two quarterback hits and three tackles for loss at New England (9/24)
- ✦ Moved into a tie for fifth in team history with 47 career passes defended vs. Tennessee (10/1)
- ✦ Placed on the Reserve/Injured list on Oct. 11

2016 (Houston 3/3, 0/0):

- ✦ Spent the entire preseason on the Active/Physically Unable to Perform list
- ✦ Moved from the Active/Physically Unable to Perform list to the active roster on Sept. 3
- ✦ Tied for the team lead with three quarterback hits in the season opener vs. Chicago (9/11)
- ✦ Finished with five total tackles, 1.5 sacks, two quarterback hits, one tackle for loss and one fumble recovery vs. Kansas City (9/18)
- ✦ Recorded a sack in his third straight regular season game against Kansas City, dating back to Oct. 20, 2013, when he brought down Chiefs QB Alex Smith for a four-yard loss (9/18)
- ✦ Placed on the Reserve/Injured list on Sept. 28, breaking a streak of 83 consecutive starts since entering the NFL

2015 (Houston 16/16, 1/1):

- ✦ Totaled 76 total tackles (57 solo), 17.5 sacks, 50 quarterback

- hits, 29 tackles for loss, eight passes defended, three forced fumbles and one fumble recovery in 16 games
- ✦ Finished with nine tackles (all solo), including six for a loss and 2.0 sacks vs. Kansas City (9/13)
- ✦ His 2.0 sacks tied for the most in a season opener in franchise history (Mario Williams, 3x - last: vs. Indianapolis, 9/11/11)
- ✦ Became the eighth player in team history to record 300 career tackles (304)
- ✦ Posted a sack in the fourth straight home opener (2012-15) of his career
- ✦ Recorded his 60th career sack in his 66th career game, which is the second-fastest in NFL history behind only Reggie White who accomplished the feat in his 47th game (9/20)
- ✦ Finished second on the team with seven tackles (six solo) and recorded 2.0 sacks, four quarterback hits and three tackles for loss at Miami (10/25)
- ✦ Set a single-game career high with 10 quarterback hits vs. Tennessee (11/1)
- ✦ Finished the game with five tackles (three solo), 10 quarterback hits, 2.5 sacks, one tackle for loss and one forced fumble vs. Tennessee (11/1)
- ✦ Led the team with eight solo tackles, including five for loss, 2.0 sacks and five quarterback hits vs. N.Y. Jets (11/22)
- ✦ Finished the game with five tackles (three solo), 2.0 sacks and eight quarterback hits vs. New Orleans (11/29)
- ✦ In his 75th career game, became the second-fastest player in NFL history to reach 70.0 sacks (Reggie White, 57 games)
- ✦ Named AFC Defensive Player of the Month for November (fifth time in his career)
- ✦ Has recorded 15.5 career sacks in 10 games against Tennessee, which is his highest total against any team. He has notched 2.0-or-more sacks in three of the last four games against the Titans and in six overall in the series
- ✦ Led the team with eight tackles (five solo), to go along with a single-game season-high 3.0 sacks, three tackles for loss, four quarterback hits, two passes defended, one forced fumble and one fumble recovery vs. Jacksonville (1/3/16)
- ✦ His sack total ranks as the third-highest single-season mark in franchise history behind his 20.5 sacks in 2012 and 2014
- ✦ Recorded his third career 15.0-sack season, which is tied for the second-most in the NFL since 1982. Reggie White is the only other player to notch three 15.0-sack seasons in his first five years in the league
- ✦ Posted 50-or-more quarterback hits for the second straight season (51 in 2014)
- ✦ Named AFC Defensive Player of the Week in Week 17

2014 (Houston 16/16):

- ✦ Totaled 78 tackles, 20.5 sacks, 29 tackles for loss, 50 quarterback hits, five fumble recoveries and four forced fumbles
- ✦ Started and played in every game for the fourth consecutive season.
- ✦ Tied his career high with 20.5 sacks and became the first player in NFL history with 20 or more sacks in two different seasons (2012 and 2014)
- ✦ Named the AFC Defensive Player of the Month twice (September and December)
- ✦ Recorded five total touchdowns (three receiving, one interception return and one fumble return) and a safety to finish with 32 points scored
- ✦ Recorded a sack, 3.0 tackles, five quarterback hits, 2.0 tackles for loss and recovered a fumble vs. Washington (9/7)

- Became the first defensive player in franchise history to score from scrimmage on a 1-yard touchdown reception at Oakland (9/14)
- Notched his first career regular season interception and returned it 80 yards for a touchdown, which is tied for the sixth longest return in NFL history for a defensive lineman, in Week 4 vs. Buffalo (9/28). Also had a career-high nine quarterback hits, five tackles and a pass defended
- Recorded 2.0 sacks, one tackle for loss, a forced fumble, fumble recovery, six quarterback hits and caught a one-yard touchdown pass in the fourth quarter vs. Tennessee (11/30) in Week 13
- Became Texans all-time sack leader with 54.0 sacks in Week 16 vs. Baltimore (12/21) when he sacked Ravens QB Joe Flacco on fourth-and-10 in the fourth quarter
- Became the first player in NFL history to record two seasons with more than 20 sacks (20.5 in 2012 and again in 2014), as he finished with 3.0 sacks, four tackles for loss, three quarterback hits, a forced fumble, safety and team-high six tackles vs. Jacksonville (12/28) in Week 17. Had 2.0-or-more sacks in all six division games this season and six sacks in two games against Jacksonville

2013 (Houston 16/16):

- Led the NFL in quarterback hits (46) and was second in tackles for loss (22) while setting a career high with 117 tackles (71 solo) to go along with a team-best 10.5 sacks, seven passes defended, four forced fumbles, two fumble recoveries and two blocked kicks
- Recorded nine tackles (five solo), 1.0 sack and a forced fumble at Kansas City (10/20)
- Recorded eight tackles (four solo), 1.0 sack, one pass defended and blocked a field goal attempt vs. Indianapolis (11/3)
- Notched seven tackles (five solo), one sack and set career highs with two forced fumbles and two fumble recoveries at Arizona (11/10)
- Tallied 2.0 sacks along with 13 tackles (eight solo) vs. Oakland (11/17). His 2.0 sacks marked the ninth time in his career that he has recorded at least two in a game
- Totaled nine solo tackles, 1.0 sack, a season-high five tackles for loss, a pass defended and forced a fumble at Tennessee (12/29)

2012 (Houston 16/16, 2/2):

- Named the AP Defensive Player of the Year after he led the NFL with a franchise single-season record 20.5 sacks on the season
- Set a league season record for defensive linemen with 16 passes defended
- Earned AP First-Team All-Pro honors and was selected as Pro Bowl starter for the AFC after leading the Texans with 107 tackles (85 solo), 16 passes defended, four forced fumbles and two recoveries
- Contributed to 95 plays that either resulted in no gain or negative yardage
- Had six total tackles (four solo), 1.5 sacks, and three passes defended, two of which were intercepted by his teammates in the season opener vs. Miami (9/9)
- Led the defense with 10 total tackles while sacking Broncos QB Peyton Manning 2.5 times at Denver (9/23)
- Recorded seven tackles (five solo) including 2.0 sacks and recovered a fumble at Tennessee (9/30)
- Made seven total tackles (six solo) including 2.0 sacks of Aaron Rodgers vs. Green Bay (10/14)
- Sacked Colts QB Andrew Luck 3.0 times for a total loss of 22 yards, tallied 13 total tackles and forced a fumble for the third

consecutive game vs. Indianapolis (12/16).

- Became the ninth player in NFL history to record 20.0 or more sacks in a season when he sacked Vikings QB Christian Ponder for a loss of three yards in the third quarter vs. Minnesota (12/23). He also forced a fumble in his fourth consecutive game. It was his fourth of the season, tying a franchise single-season record
- Registered four solo tackles, all of which were for a loss, one quarterback hit on an incomplete pass, and batted down his 16th pass of the season at Indianapolis (12/30)
- Led the team with five tackles and recorded two tackles for loss and two passes defended in AFC Wild Card Playoff vs. Cincinnati (1/5/13)
- Sacked Bengals QB Andy Dalton for a 9-yard loss in the first quarter in AFC Wild Card Playoff vs. Cincinnati (1/5/13), raising his career postseason sack total to 4.5
- Recorded a half sack and four total tackles in AFC Divisional Playoff at New England (1/13/13), raising his career postseason sack total to 5.0

2011 (Houston 16/16, 2/2):

- Started all 16 games as a rookie, recording 59 tackles (52 solo), 5.5 sacks, four passes defended, two fumble recoveries and blocked a field goal to earn Houston Texans Rookie of the Year honors
- Recorded one fumble recovery, one quarterback pressure and five solo tackles in the season opener vs. Indianapolis (9/11)
- Blocked a field goal and recorded four tackles (three solo) at Miami (9/18)
- Recorded his first career sack to go along with four solo tackles at New Orleans (9/25)
- Intercepted a pass in the second quarter and returned it 29 yards for a touchdown to go along with a sack of Bengals QB Andy Dalton for a 7-yard loss in AFC Wild Card Playoff vs. Cincinnati (1/7/12)
- Recorded game-high 12 tackles (nine solo) and 2.5 sacks for a loss of 22 yards in AFC Divisional Playoff at Baltimore (1/15/12)

COLLEGE:

- Played two seasons (2009-10) at the University of Wisconsin-Madison (Wis.)
- Redshirted the 2008 season at Wisconsin after transferring from Central Michigan University in Mount Pleasant, Mich., where he spent the 2007 campaign
- Started all 26 games he played in for the Badgers at strongside defensive end, recording 106 total tackles (74 solo) with 11.5 sacks for a loss of 75 yards, 36.5 stops for losses of 144 yards and 28 quarterback pressures
- Recovered five fumbles (one with Central Michigan) and caused four others, blocked four kicks and deflected 13 passes in his college career
- All-America first-team selection by The NFL Draft Report, earning second-team honors from the Associated Press and Sports Illustrated and consensus All-Big Ten Conference first-team choice
- Recipient of the Lott IMPACT Trophy and was also named Lott IMPACT Player of the Week for his performance vs. Ohio State
- Started all 13 games in 2010 at strongside defensive end, finishing second on the team with 62 total tackles (42 solos) while leading the Badgers with 7.0 sacks for minus-56 yards, finishing third nationally with 21.0 stops for losses totaling 91 yards
- Blocked three kicks and deflected eight passes and intercepted

TEXANS BIOS

- another for a 15-yard return
- ✦ Sophomore All-America and second-team All-Big Ten Conference selection by The NFL Draft Report in 2009, earning All-Big Ten honorable mention from the league's coaches and media and also chosen Academic All-Big Ten
- ✦ Life sciences communication major, earning Academic All-Big Ten Conference honors

PERSONAL:

- ✦ Raised more than \$37 million for Hurricane Harvey relief for Houston

- ✦ Received an honorary doctorate from Baylor College of Medicine
- ✦ Served as the Grand Marshal of the 2012 Houston Lifestock Show and Rodeo and Art Car Parades
- ✦ Founded and serves on the board of directors of the Justin J. Watt Foundation which provides support to after-school athletic programs in Wisconsin and Texas
- ✦ Attended Pewaukee (Wisc.) High School and earned All-Woodland Conference, All-Area and All-Parkland County honors as a senior while garnering All-State accolades
- ✦ Received Woodland Conference Player of the Year recognition in 2006

J.J. WATT - NFL REGULAR SEASON STATISTICS

		TACKLES								INTERCEPTIONS					FUMBLES					ST					MISC		
DATE	TEAM	GP	GS	TK	S	A	TFL	YDS	SK	YDS	QBH	NO	YDS	LG	TD	PD	FF	FR	YDS	TK	S	A	FF	FR	S	A	
2011	Texans	16	16	56	49	7	13	4	5.5	47.5	19	0	0	0	0	4	0	2	2	0	0	0	0	0	0	0	
2012	Texans	16	16	81	69	12	39	14	20.5	138.5	43	0	0	0	0	16	4	2	7	0	0	0	0	0	0	0	
2013	Texans	16	16	80	65	15	22	83	10.5	70.5	46	0	0	0	0	7	4	2	0	0	0	0	0	0	0	0	
2014	Texans	16	16	78	59	19	29	139	20.5	140.0	51	1	80	80t	1	10	4	5	59	0	0	0	0	0	0	0	
2015	Texans	16	16	76	57	19	29	126	17.5	117.5	50	0	0	0	0	8	3	1	0	0	0	0	0	0	0	0	
2016	Texans	3	3	8	1	7	1	4	1.5	5.0	5	0	0	0	0	0	0	1	0	0	0	0	0	0	0	0	
2017	Texans	5	5	15	11	4	3	11	0.0	0.0	5	0	0	0	0	2	0	0	0	0	0	0	0	0	0	0	
2018	Texans	7	7	26	20	6	8	52	7.0	53.0	12	0	0	0	0	1	4	0	0	0	0	0	0	0	0	0	
NFL TOTALS		95	95	420	331	89	144	433	83.0	572.0	231	1	80	80t	1	48	19	13	68	0	0	0	0	0	0	0	

J.J. WATT - NFL POSTSEASON STATISTICS

		TACKLES										INTERCEPTIONS					FUMBLES					ST				MISC			
DATE	TEAM	GP	GS	TK	S	A	TFL	YDS	SK	YDS	QBH	NO	YDS	LG	TD	PD	FF	FR	YDS	TK	S	A	FF	FR	S	A			
2011	Texans	2	2	14	11	3	4	0	3.5	29.0	4	1	29	29t	1	1	0	0	0	0	0	0	0	0	0	0			
2012	Texans	2	2	9	6	3	3	0	1.5	13.5	3	0	0	0	0	2	0	0	0	0	0	0	0	0	0	0			
2015	Texans	1	1	1	0	1	0	0	0.0	0.0	0	0	0	0	0	0	0	0	0	0	0	0	0	0	0	0			
NFL TOTALS		5	5	24	17	7	7	0	5.0	42.5	7	1	29	29t	1	3	0	0	0	0	0	0	0	0	0	0			

SINGLE-GAME HIGHS: DEFENSIVE

Total Tackles 10 vs. Indianapolis Colts, Dec 16, 2012

Sacks 3.0 vs. New York Giants, Sep 23, 2018
...5 more at 3.0.

Passes Defensed 3 vs. Indianapolis Colts, Oct 09, 2014
...3 more at 3.

Forced Fumbles 2 at Indianapolis Colts, Sep 30, 2018
...1 more at 2.

Fumble Recoveries 2 at Arizona Cardinals, Nov 10, 2013

Tackles For Loss 6 vs. Kansas City Chiefs, Sep 13, 2015
...1 more at 6.

Interceptions 1 vs. Buffalo Bills, Sep 28, 2014

Interception Return Yards 80 vs. Buffalo Bills, Sep 28, 2014

Safeties 1 vs. Jacksonville Jaguars, Dec 28, 2014

SINGLE-GAME HIGHS - POSTSEASON: DEFENSIVE

Total Tackles 12 at Baltimore Ravens, Jan 15, 2012

Sacks 2.5 at Baltimore Ravens, Jan 15, 2012

Passes Defensed 2 vs. Cincinnati Bengals, Jan 05, 2013

Tackles For Loss 3 at Baltimore Ravens, Jan 15, 2012

Interceptions 1 vs. Cincinnati Bengals, Jan 07, 2012

Interception Return Yards 29 vs. Cincinnati Bengals, Jan 07, 2012

TEXANS BIOS

2018 GAME-BY-GAME REGULAR SEASON STATISTICS (TEXANS)

			TACKLES									INTERCEPTIONS					FUMBLES			ST					MISC			
W	DATE	OPPONENT	TK	S	A	SK	YDS	TFL	YDS	QBH	NO	YDS	LG	TD	PD	FF	FR	YDS	TK	S	A	FF	FR	S	A	W/L	SCORE	
01	09/09	at Patriots	S	2	2	0	0.0	0.0	0	0	2	0	0	0	0	0	0	0	0	0	0	0	0	0	0	L	20-27	
02	09/16	at Titans	S	6	4	2	0.0	0.0	2	4	0	0	0	0	0	1	0	0	0	0	0	0	0	0	0	L	17-20	
03	09/23	GIANTS	S	8	4	4	3.0	25.0	3	24	4	0	0	0	0	1	0	0	0	0	0	0	0	0	0	L	22-27	
04	09/30	at Colts	S	4	4	0	2.0	8.0	1	4	2	0	0	0	0	2	0	0	0	0	0	0	0	0	0	W	37-34+	
05	10/07	COWBOYS	S	2	2	0	1.0	9.0	1	9	2	0	0	0	0	0	0	0	0	0	0	0	0	0	0	W	19-16+	
06	10/14	BILLS	S	3	3	0	1.0	11.0	1	11	1	0	0	0	0	0	0	0	0	0	0	0	0	0	0	W	20-13	
07	10/21	at Jaguars	S	1	1	0	0.0	0.0	0	0	1	0	0	0	0	1	0	0	0	0	0	0	0	0	0	W	20-7	
2018 TOTALS			7-7	26	20	6	7.0	53.0	8	52	12	0	0	0	0	1	4	0	0	0	0	0	0	0	0	4-3		

+ - Overtime



JOE WEBB III

QUARTERBACK

6-4 | 231 | ALABAMA-BIRMINGHAM

HOMETOWN: BIRMINGHAM, ALA. | AGE: 31

9TH NFL SEASON | 1ST WITH TEXANS | ACQUIRED: UFA-'18 (BUF)

2018 GP/GS: 7/0 | CAREER GP/GS (POST): 93/4 (7/1)

TEAMS: MIN 2010-13; CAR 2014-16; BUF 2017; HOU 2018



5

TRANSACTIONS: Selected by the Minnesota Vikings with the 30th pick in the sixth round (199th overall) of the 2010 NFL Draft...Signed by the Carolina Panthers as an unrestricted free agent on March 21, 2014...Re-signed by the Panthers on March 9, 2015...Re-signed by the Panthers on March 10, 2016...Waived by the Panthers on Sept 2, 2017...Signed by the Buffalo Bills on Sept. 4, 2017...Signed by the Houston Texans as an unrestricted free agent on April 5, 2018...Released by the Texans on Sept. 1, 2018...Signed by the Texans as a free agent on Sept. 3, 2018.

CAREER:

- Only player in NFL history to attempt 150-or-more passes, record 50-or-more rushes, catch five-or-more passes, produce 10-or-more special teams tackles and return 10-or-more kickoffs

2018 (Houston 7/0):

- Made his Texans debut and contributed on special teams at New England (9/9)
- Contributed on special teams at Tennessee (9/16)
- Appeared on special teams vs. the N.Y. Giants (9/23)
- Contributed on special teams at Indianapolis (9/30)
- Notched one special teams tackle vs. Dallas (10/7)
- Recorded one special teams tackle vs. Buffalo (10/14)
- Contributed on special teams at Jacksonville (10/21)

2017 (Buffalo 16/0):

- Contributed on special teams in all 16 games
- Entered the game after QB Nathan Peterman left due to injury vs. Indianapolis (12/10) in Week 14 and led the Bills to victory in overtime
- Contributed on special teams in the AFC Wild Card Playoff at Jacksonville (1/7/18)

2016 (Carolina 14/0):

- Played in 14 games for Carolina and was inactive for one game
- Contributed primarily on special teams and saw action at wide receiver
- Served as reserve quarterback vs. Tampa Bay (10/10) when Cam Newton was injured and Derek Anderson started
- Averaged 21.8 yards on six kickoff returns for 131 yards with a long of 37 yards
- Finished second on the team with seven special teams tackles
- Caught one pass for three yards
- Inactive vs. San Francisco (9/18) and dressed but did not play vs. Tampa Bay (10/10)
- Notched a career-long 37-yard kickoff return vs. Arizona (10/30) in Week 8

2015 (Carolina 16/0, 3/0):

- Appeared in all 16 regular season games for Carolina
- Contributed primarily on special teams
- Played in all three postseason contests, including Super Bowl 50 vs. Denver (2/7/16)
- Finished second on the team with 12 total special teams tackles and recovered one fumble
- Averaged 22.3 yards on eight kickoff returns for 178 yards

2014 (Carolina 7/0, 2/0):

- Appeared in seven regular season games and both postseason contests
- Served as a reserve quarterback, saw action at wide receiver and contributed on special teams
- Posted one reception for 16 yards, returned two kickoffs for 53 yards and logged one special teams tackle
- Made switch back to quarterback in 2014 after playing one season at wide receiver for Minnesota in 2013

2013 (Minnesota 16/1):

- Switched to wide receiver for Minnesota in 2013 after playing quarterback during first three seasons
- Registered five catches for 33 yards
- Returned one kickoff for nine yards
- Started at wide receiver at Detroit (12/29) in Week 17 but did not record a catch

2012 (Minnesota 1/0, 1/1):

- Appeared in one regular season game in relief of QB Christian Ponder vs. Tennessee (10/7) in Week 5
- Started in place of Ponder in the 2012 NFC Wild Card Playoff at Green Bay (1/5/13)
- Completed 11-of-30 passes for 180 yards, one touchdown and one interception. Also added 68 yards rushing on seven carries in the playoff loss to the Packers

2011 (Minnesota 11/1):

- Played in 11 games with one start for Minnesota in 2011
- Completed 34-of-63 passes for 376 yards and three touchdowns with two interceptions to compile a 74.6 quarterback rating
- Carried 22 times for 154 yards and two touchdowns
- Snagged first career reception for nine yards at Green Bay (11/14) in Week 10 and started at wide receiver vs. Denver (12/4) in Week 13
- Threw first career touchdown at Detroit (12/11) in Week 14,

TEXANS BIOS

hitting RB Toby Gerhart from two yards out

- Set a Vikings franchise record for most rushing yards in a game by a quarterback with 109 on seven attempts at Detroit (12/11) in Week 14
- Scampered a career-long 65 yards for a touchdown at Detroit, the longest run by a quarterback in franchise history and seventh longest at the time by a quarterback in NFL history

2010 (Minnesota 5/2):

- Played in the last five games of 2010, starting the final two
- Completed 54-of-89 passes for 480 yards and no touchdowns with three interceptions
- Gained 120 rushing yards on 18 attempts with two touchdowns
- Had one kickoff return for 30 yards
- Made NFL debut vs. Buffalo (12/5) in Week 13
- Returned opening kickoff 30 yards to become the first quarterback in Vikings history to return a kickoff
- Became first quarterback to return a kickoff since Guido Merkens in 1981
- Scored first career touchdown on a 13-yard run vs. Chicago (12/20) in Week 15
- Became only the second Vikings rookie quarterback to win first start at Philadelphia (12/28) in Week 16
- Produced career highs of an 87.8 quarterback rating and 65.4 completion percentage on 17-of-26 passing for 195 yards, while adding 31 yards rushing and one touchdown on six carries

COLLEGE:

- Played four seasons (2006-09) at the University of

Alabama-Birmingham after redshirting the 2005 campaign

- Completed 468-of-792 career passes for 5,771 yards and 37 touchdowns. Also rushed for 2,774 yards and 24 touchdowns on 516 carries during his collegiate career
- As a senior, completed 162-of-271 passes for 2,299 yards and 21 touchdowns, adding 1,427 yards rushing and 11 touchdowns, and two receptions for 12 yards and a touchdown
- Threw for a career-high 2,367 yards as a junior in 2008, adding another 1,021 yards and 11 touchdowns on the ground
- Played both wide receiver and quarterback as a sophomore. Completed 65-of-117 passes for 679 yards and five touchdowns, while hauling in 30 passes for 459 yards and three touchdowns
- Saw action in two games in 2006 after redshirting as a freshman

PERSONAL:

- Son of Joseph and Wanda Webb
- Has two sons, Joe IV and Zamir
- Held Joe Webb's Annual Back 2 School Rally, where he gave out free food and school supplies to kids in Birmingham, Ala.
- Goes Christmas shopping every year with a program called 'The Relatives.' An organization that aims to help youth find stability and pathways to a successful future
- Hosts a free football camp at UAB each summer
- Attended Ensley High School in Birmingham, Ala. where he lettered in football, basketball and baseball, while also being a member of the National Honor Society
- Named honorable mention Class 5A all-state by the *Birmingham News*
- Threw for more than 2,000 yards and 18 touchdowns as a senior in 2004

JOE WEBB III - NFL REGULAR SEASON PASSING STATISTICS

DATE TEAM	GP	GS	ATT.	CMP.	PCT.	YDS	AVG.	TD	INT.	LG	SK	LST	RATE
2010 Vikings	5	2	89	54	60.7	477	5.4	0	3	46	8	48	60.9
2011 Vikings	11	1	63	34	54.0	376	6.0	3	2	36	3	21	74.6
2012 Vikings	1	0	0	0	0.0	0	0.0	0	0	0	0	0	0.0
2013 Vikings	16	1	0	0	0.0	0	0.0	0	0	0	0	0	0.0
2014 Panthers	7	0	0	0	0.0	0	0.0	0	0	0	0	0	0.0
2015 Panthers	16	0	0	0	0.0	0	0.0	0	0	0	0	0	0.0
2016 Panthers	14	0	0	0	0.0	0	0.0	0	0	0	0	0	0.0
2017 Bills	16	0	7	2	28.6	35	5.0	0	1	34	0	0	8.3
2018 Texans	7	0	0	0	0.0	0	0.0	0	0	0	0	0	0.0
TOTALS	93	4	159	90	56.6	888	5.6	3	6	46	11	69	63.1

JOE WEBB III - NFL POSTSEASON PASSING STATISTICS

DATE TEAM	GP	GS	ATT.	CMP.	PCT.	YDS	AVG.	TD	INT.	LG	SK	LST	RATE
2012 Vikings	1	1	30	11	36.7	180	6.0	1	1	50t	3	23	54.9
2014 Panthers	2	0	0	0	0.0	0	0.0	0	0	0	0	0	0.0
2015 Panthers	3	0	0	0	0.0	0	0.0	0	0	0	0	0	0.0
2017 Bills	1	0	0	0	0.0	0	0.0	0	0	0	0	0	0.0
TOTALS	7	1	30	11	36.7	180	6.0	1	1	50t	3	23	54.9

TEXANS BIOS

JOE WEBB III - NFL REGULAR SEASON STATISTICS

			RECEIVING					RUSHING					
DATE	TEAM	GP	GS	NO.	YDS	AVG	LG	TD	NO.	YDS.	AVG.	LG	TD
2010	Vikings	5	2	0	0	0.0	0	0	18	120	6.7	16	2
2011	Vikings	11	1	1	9	9.0	9	0	22	154	7.0	65t	2
2012	Vikings	1	0	0	0	0.0	0	0	1	-1	-1.0	-1	0
2013	Vikings	16	1	5	33	6.6	15	0	0	0	0.0	0	0
2014	Panthers	7	0	1	16	16.0	16	0	0	0	0.0	0	0
2015	Panthers	16	0	0	0	0.0	0	0	1	-1	-1.0	-1	0
2016	Panthers	14	0	1	3	3.0	3	0	0	0	0.0	0	0
2017	Bills	16	0	0	0	0.0	0	0	8	54	6.8	22	0
2018	Texans	7	0	0	0	0.0	0	0	0	0	0.0	0	0
NFL TOTALS		93	4	8	61	7.6	16	0	50	326	6.5	65t	4

JOE WEBB III - NFL POSTSEASON STATISTICS

			RECEIVING					RUSHING					
DATE	TEAM	GP	GS	NO.	YDS	AVG	LG	TD	NO.	YDS.	AVG.	LG	TD
2012	Vikings	1	1	0	0	0.0	0	0	7	68	9.7	17	0
2014	Panthers	2	0	0	0	0.0	0	0	0	0	0.0	0	0
2015	Panthers	3	0	0	0	0.0	0	0	0	0	0.0	0	0
2017	Bills	1	0	0	0	0.0	0	0	0	0	0.0	0	0
NFL TOTALS		7	1	0	0	0.0	0	0	7	68	9.7	17	0

JOE WEBB III - NFL REGULAR SEASON RETURN STATISTICS

KICKOFF RETURNS							PUNT RETURNS					
DATE	TEAM	RET.	YDS.	AVG.	LG	TD	NO.	FC	YDS	AVG	LG	TD
2010	Vikings	1	30	30.0	30	0	0	0	0	0.0	0	0
2011	Vikings	0	0	0.0	0	0	0	0	0	0.0	0	0
2012	Vikings	0	0	0.0	0	0	0	0	0	0.0	0	0
2013	Vikings	1	9	9.0	9	0	0	0	0	0.0	0	0
2014	Panthers	2	53	26.5	27	0	0	0	0	0.0	0	0
2015	Panthers	8	178	22.3	27	0	0	0	0	0.0	0	0
2016	Panthers	6	131	21.8	37	0	0	0	0	0.0	0	0
2017	Bills	0	0	0.0	0	0	0	0	0	0.0	0	0
2018	Texans	0	0	0.0	0	0	0	0	0	0.0	0	0
NFL TOTALS		18	401	22.3	37	0	0	0	0	0.0	0	0

JOE WEBB III - NFL POSTSEASON RETURN STATISTICS

KICKOFF RETURNS						PUNT RETURNS					
DATE TEAM	RET.	YDS.	AVG.	LG	TD	NO.	FC	YDS	AVG	LG	TD
2012 Vikings	0	0	0.0	0	0	0	0	0	0.0	0	0
2014 Panthers	0	0	0.0	0	0	0	0	0	0.0	0	0
2015 Panthers	5	83	16.6	25	0	0	0	0	0.0	0	0
2017 Bills	0	0	0.0	0	0	0	0	0	0.0	0	0
NFL TOTALS	5	83	16.6	25	0	0	0	0	0.0	0	0

SINGLE-GAME HIGHS: QUARTERBACK

Pass Attempts	32 vs. Chicago Bears, Jan 01, 2012 ...1 more at 32.	Rushing Yards	109 at Detroit Lions, Dec 11, 2011
Pass Completions	20 at Detroit Lions, Jan 02, 2011	Longest Runs	65t at Detroit Lions, Dec 11, 2011
Yards Passing	200 vs. Chicago Bears, Jan 01, 2012	Rushing TDs	1 at Washington Redskins, Dec 24, 2011 ...3 more at 1.
TD Passes	2 at Washington Redskins, Dec 24, 2011	Receptions	3 vs. Carolina Panthers, Oct 13, 2013
Long Passes	46 at Philadelphia Eagles, Dec 28, 2010 ...1 more at 46.	Receiving Yards	24 vs. Carolina Panthers, Oct 13, 2013
Completion Percentage	65.4 at Philadelphia Eagles, Dec 28, 2010	Longest Receptions	16 at Philadelphia Eagles, Nov 10, 2014
Passer Rating	87.8 at Philadelphia Eagles, Dec 28, 2010	All-purpose yards	109 at Detroit Lions, Dec 11, 2011
Rush Attempts	7 at Detroit Lions, Dec 11, 2011	Kickoff Returns	3 at New York Giants, Dec 20, 2015
Rushing Yards	109 at Detroit Lions, Dec 11, 2011	Kickoff Return Yards	64 at New York Giants, Dec 20, 2015
Longest Runs	65t at Detroit Lions, Dec 11, 2011	Longest Kickoff Return	37 vs. Arizona Cardinals, Oct 30, 2016
Rushing TDs	1 at Washington Redskins, Dec 24, 2011 ...3 more at 1.	Special Teams Tackles	2 vs. Denver Broncos, Sep 24, 2017 ...2 more at 2.
Rush Attempts	7 at Detroit Lions, Dec 11, 2011	Most TDs	3 at Washington Redskins, Dec 24, 2011

SINGLE-GAME HIGHS - POSTSEASON: QUARTERBACK

Pass Attempts	30 at Green Bay Packers, Jan 05, 2013	Rush Attempts	7 at Green Bay Packers, Jan 05, 2013
Pass Completions	11 at Green Bay Packers, Jan 05, 2013	Rushing Yards	68 at Green Bay Packers, Jan 05, 2013
Yards Passing	180 at Green Bay Packers, Jan 05, 2013	Longest Runs	17 at Green Bay Packers, Jan 05, 2013 ...1 more at 17.
TD Passes	1 at Green Bay Packers, Jan 05, 2013	All-purpose yards	68 at Green Bay Packers, Jan 05, 2013
Long Passes	50t at Green Bay Packers, Jan 05, 2013	Kickoff Returns	4 vs. Seattle Seahawks, Jan 17, 2016
Completion Percentage	36.7 at Green Bay Packers, Jan 05, 2013	Kickoff Return Yards	59 vs. Seattle Seahawks, Jan 17, 2016
Passer Rating	54.9 at Green Bay Packers, Jan 05, 2013	Longest Kickoff Return	25 vs. Seattle Seahawks, Jan 17, 2016
Rush Attempts	7 at Green Bay Packers, Jan 05, 2013	Special Teams Tackles	1 vs. Arizona Cardinals, Jan 24, 2016 ...2 more at 1.
Rushing Yards	68 at Green Bay Packers, Jan 05, 2013	Miscellaneous Tackles	1 at Green Bay Packers, Jan 05, 2013
Longest Runs	17 at Green Bay Packers, Jan 05, 2013 ...1 more at 17.	Most TDs	1 at Green Bay Packers, Jan 05, 2013

SINGLE-GAME HIGHS: RUSHING/RECEIVING

Pass Attempts	32 vs. Chicago Bears, Jan 01, 2012 ...1 more at 32.	Rushing Yards	109 at Detroit Lions, Dec 11, 2011
Pass Completions	20 at Detroit Lions, Jan 02, 2011	Longest Runs	65t at Detroit Lions, Dec 11, 2011
Yards Passing	200 vs. Chicago Bears, Jan 01, 2012	Rushing TDs	1 at Washington Redskins, Dec 24, 2011 ...3 more at 1.
TD Passes	2 at Washington Redskins, Dec 24, 2011	Receptions	3 vs. Carolina Panthers, Oct 13, 2013
Long Passes	46 at Philadelphia Eagles, Dec 28, 2010 ...1 more at 46.	Receiving Yards	24 vs. Carolina Panthers, Oct 13, 2013
Completion Percentage	65.4 at Philadelphia Eagles, Dec 28, 2010	Longest Receptions	16 at Philadelphia Eagles, Nov 10, 2014
Passer Rating	87.8 at Philadelphia Eagles, Dec 28, 2010	All-purpose yards	109 at Detroit Lions, Dec 11, 2011
Rush Attempts	7 at Detroit Lions, Dec 11, 2011	Kickoff Returns	3 at New York Giants, Dec 20, 2015
Rushing Yards	109 at Detroit Lions, Dec 11, 2011	Kickoff Return Yards	64 at New York Giants, Dec 20, 2015
Longest Runs	65t at Detroit Lions, Dec 11, 2011	Longest Kickoff Return	37 vs. Arizona Cardinals, Oct 30, 2016
Rushing TDs	1 at Washington Redskins, Dec 24, 2011 ...3 more at 1.	Special Teams Tackles	2 vs. Denver Broncos, Sep 24, 2017 ...2 more at 2.
Rush Attempts	7 at Detroit Lions, Dec 11, 2011	Most TDs	3 at Washington Redskins, Dec 24, 2011

TEXANS BIOS

SINGLE-GAME HIGHS - POSTSEASON: RUSHING/RECEIVING

Pass Attempts 30 at Green Bay Packers, Jan 05, 2013
Pass Completions 11 at Green Bay Packers, Jan 05, 2013
Yards Passing 180 at Green Bay Packers, Jan 05, 2013
TD Passes 1 at Green Bay Packers, Jan 05, 2013
Long Passes 50t at Green Bay Packers, Jan 05, 2013
Completion Percentage 36.7 at Green Bay Packers, Jan 05, 2013
Passer Rating 54.9 at Green Bay Packers, Jan 05, 2013
Rush Attempts 7 at Green Bay Packers, Jan 05, 2013
Rushing Yards 68 at Green Bay Packers, Jan 05, 2013
Longest Runs 17 at Green Bay Packers, Jan 05, 2013
 ...1 more at 17.

Rush Attempts 7 at Green Bay Packers, Jan 05, 2013
Rushing Yards 68 at Green Bay Packers, Jan 05, 2013
Longest Runs 17 at Green Bay Packers, Jan 05, 2013
 ...1 more at 17.
All-purpose yards 68 at Green Bay Packers, Jan 05, 2013
Kickoff Returns 4 vs. Seattle Seahawks, Jan 17, 2016
Kickoff Return Yards 59 vs. Seattle Seahawks, Jan 17, 2016
Longest Kickoff Return 25 vs. Seattle Seahawks, Jan 17, 2016
Special Teams Tackles 1 vs. Arizona Cardinals, Jan 24, 2016
 ...2 more at 1.
Miscellaneous Tackles 1 at Green Bay Packers, Jan 05, 2013
Most TDs 1 at Green Bay Packers, Jan 05, 2013

100-YARD RUSHING GAMES (1): REGULAR SEASON

DATE	TEAM	ATT.	YDS.	AVG.	LG	TD
12/11/11	at Lions	7	109	15.6	65t	1

2018 GAME-BY-GAME REGULAR SEASON STATISTICS (TEXANS)

W	DATE	OPPONENT	P/S	PASSING										RUSHING					W/L	SCORE
				ATT	CMP	YDS	PCT	Y/A	Y/C	TD	INT	LG	SK/YD	RATE	ATT	YDS	LG	TD		
01	09/09	at Patriots	P	0	0	0	0.0	0.0	0.0	0	0	0	0/0	0.0	0	0	0	0	L	20-27
02	09/16	at Titans	P	0	0	0	0.0	0.0	0.0	0	0	0	0/0	0.0	0	0	0	0	L	17-20
03	09/23	GIANTS	P	0	0	0	0.0	0.0	0.0	0	0	0	0/0	0.0	0	0	0	0	L	22-27
04	09/30	at Colts	P	0	0	0	0.0	0.0	0.0	0	0	0	0/0	0.0	0	0	0	0	W	37-34+
05	10/07	COWBOYS	P	0	0	0	0.0	0.0	0.0	0	0	0	0/0	0.0	0	0	0	0	W	19-16+
06	10/14	BILLS	P	0	0	0	0.0	0.0	0.0	0	0	0	0/0	0.0	0	0	0	0	W	20-13
07	10/21	at Jaguars	P	0	0	0	0.0	0.0	0.0	0	0	0	0/0	0.0	0	0	0	0	W	20-7
2018 TOTALS			7-0	0	0	0	0.0	0.0	0.0	0	0	0	0/0	0.0	0	0	0	0	4-3	

+ - Overtime



BRANDON WEEDEN

QUARTERBACK

6-3 | 227 | OKLAHOMA STATE

HOMETOWN: OKLAHOMA CITY, OKLA. | AGE: 35

7TH NFL SEASON | 3RD WITH TEXANS | ACQUIRED: UFA-'18 (TEN)

CAREER GP/GS: 34/25

TEAMS: CLE 2012-13; DAL 2014-15; HOU 2015-18; TEN 2017



3

TRANSACTIONS: Selected by the Cleveland Browns with the 22nd pick in the first round (22nd overall) of the 2012 NFL Draft...Waived by the Browns on March 12, 2014...Signed by the Dallas Cowboys on March 17, 2014...Waived by the Cowboys on Nov. 17, 2015...Claimed off waivers by the Houston Texans on Nov. 18, 2015...Re-signed with the Texans on April 1, 2016...Waived by the Texans on Sept. 2, 2017...Signed by the Tennessee Titans on Oct. 3, 2017...Signed by the Texans as an unrestricted free agent on March 29, 2018.

CAREER:

- Started 20-of-23 games in Cleveland (2012-2013)
- As a rookie with the Browns, started 15 games and throwing for 3,385 yards, a Browns rookie record, and 14 touchdowns while completing 57.4 percent of his passes
- Played in five games with one start for the Cowboys in 2014 and went 24-of-41 for 303 yards with three touchdowns and two interceptions
- Claimed off waivers by the Texans in November 2015 after playing in four games (three starts) with Dallas

2018 (Houston 0/0):

- Active, but did not play in Weeks 1-7

2017 (Tennessee 0/0):

- Was active but did not play in Weeks 6 and 7
- Inactive Weeks 9-17 and both postseason games

2016 (Houston 0/0):

- Inactive for Weeks 1-12, Weeks 15-17 and the AFC Divisional round at New England (1/14/17)
- Active but did not play in Week 13 at Green Bay (12/4), Week 14 at Indianapolis (12/11) or the AFC Wild Card round vs. Oakland (1/7/17)

2015 (Dallas 4/3; Houston 2/1):

- Started in Weeks 3-5 for the Dallas Cowboys after QB Tony Romo was placed on IR-Designated to Return
- Entered the game in Week 2 at Philadelphia (9/20) and completed 7-of-7 passes for 73 yards, and a touchdown (149.7 rating)
- Started in Week 3 against Atlanta (9/27) and completed 22-of-26 passes for 232 yards and an interception (87.8 rating)
- Started in Week 4 at New Orleans (10/4) and went 16-for-26 for 246 yards and a touchdown (105.6 rating)
- Started in Week 5 against New England (10/11) and went 26-for-39 for 187 yards and an interception (66.9 rating)

- Claimed off waivers by the Texans on Nov. 19
- Did not play in Week 11 vs. N.Y. Jets (11/22)
- Inactive in Weeks 12-14
- Completed 11-of-18 passes for 105 yards, one touchdown and a 95.8 passer rating at Indianapolis (12/20)
- Entered the game after QB T.J. Yates exited due to injury in the second quarter at Indianapolis (12/20) and completed 4-of-5 passes for 36 yards on the ensuing drive, which led to a field goal at the end of the first half
- Threw an eight-yard touchdown pass to WR Jaelen Strong in the fourth quarter at Indianapolis (12/20), his first with the Texans, third of the season and 29th of his career. On the 10-play, 90-yard drive, went 4-of-6 for 54 yards and the score
- Became the first player in franchise history with two passing touchdowns and one rushing touchdown in a game at Tennessee (12/27)
- Completed 15-of-24 passes for 200 yards, two touchdowns, no interceptions and a 116.7 passer rating at Tennessee (12/27), which was the highest passer rating he'd recorded in a game in which he started
- Scored his first career rushing touchdown on a seven-yard run in the second quarter at Tennessee (12/27)
- Completed a 44-yard pass to WR DeAndre Hopkins in the second quarter at Tennessee (12/27), his longest completion with the Texans
- Did not play in Week 17 vs. Jacksonville (1/3/16) and in Wild Card Game vs. Kansas City (1/9/16)

2014 (Dallas 5/1):

- Played in five games with one start and completed 24-of-41 passes for 303 yards with three touchdowns and two interceptions
- Made his Cowboys debut in place of Romo in the third and fourth quarters of the overtime loss vs. Washington (10/27) and completed 4-of-6 passes for 69 yards and a touchdown
- Started against Arizona (11/2) and completed 18-of-33 (54.5%) passes for 183 yards with one touchdown and two interceptions
- Stepped in for Romo in the fourth quarter when the game was in check at Jacksonville (11/9) in London and completed his lone pass (eight yards)
- Entered the game late in the fourth quarter of the NFC East-clinching win vs. Indianapolis (12/21) to complete his only attempt for a 43-yard touchdown
- Played one snap in the fourth quarter of the season-ending win at Washington (12/28)

2013 (Cleveland 6/5):

- Started five of the eight games he played in, completing 141-of-267 passes for 1,731 yards with nine touchdowns and nine interceptions
- Threw a career-high 53 passes against Miami (9/8)
- Completed a season-high 26 passes on his way to 292 yards and two touchdowns against Detroit (10/13)
- Threw a career-high three passes of 25-plus yards, including a career-long 95-yard touchdown pass to WR Josh Gordon, on his way to a career-best 370 passing yards and three touchdowns against Jacksonville (12/1)

2012 (Cleveland 15/15):

- Started and played in 15 games, completing 297-of-517 passes for 3,385 yards with 14 touchdowns and 17 interceptions
- Added 27 runs for 111 yards, the third-highest total on the team
- His 3,385 passing yards were a Browns rookie record, the seventh-highest figure ever by an NFL rookie and the 10th most by any Browns quarterback
- Finished second among NFL rookies in passing yards (3,385), passing first downs (168) and completions of 20-plus yards (48)
- Threw his first career touchdown pass on a 32-yard screen to RB Trent Richardson and recorded his first career 300-yard passing game (322) while completing a career-high 70.3 percent of his passes at Cincinnati (9/16)
- Completed a career-high 27 passes at home against Buffalo (9/23)
- Attempted a season-high 52 passes and threw for 320 yards with a career-high 17 first downs at Baltimore (9/27)
- Recorded his first win and threw two touchdown passes vs. Cincinnati (10/14)
- Completed 69.4 percent of his passes and compiled 364 passing yards in a win at Oakland (12/2)

COLLEGE:

- Played four seasons (2008-11) at Oklahoma State University in Stillwater, Okla. after redshirting the 2007 campaign

- Started the final 26 games of his 30-game career with the Cowboys
- Completed 767-of-1,103 career passes for 9,260 yards and 75 touchdowns, both of which are Oklahoma State records
- As a senior, finished second in the nation with a school single-season record 4,727 passing yards, while completing 409-of-565 passes and throwing for a single-season record 37 touchdowns
- Broke school records in total attempts, completions, yardage, and touchdowns
- Established a school record with 502 yards passing against Kansas State
- As a junior, completed 342-of-511 passes for 4,277 yards with 34 touchdowns
- Appeared in three games as a sophomore, completing 15-of-24 passes for 248 yards with four touchdowns
- Saw action in one game in 2008 after redshirting as a freshman

PERSONAL:

- As a pitcher, was the first player chosen by the New York Yankees (second round, 71st overall) in the 2002 MLB Draft
- Traded to the Los Angeles Dodgers after the 2003 season then selected in the Rule 5 Draft by the Kansas City Royals
- Played his last season of professional baseball in 2006 with the Class-A High Desert Mavericks of the California League
- Started at quarterback for Edmond (Okla.) Santa Fe High School, where he led the team to a victory in the state semifinals and was named team MVP and offensive player of the year
- Threw for the second-most yards in the state of Oklahoma as senior (2001), totaling 2,863 yards with 25 scores
- An all-state selection in football, baseball and as a forward in basketball
- Participated in various community outreach programs while with Cleveland and Dallas, including the 2014-15 Draft Day/Fan Appreciation Party, the 2014 NFL Play 60 clinic in London, Annual Team Holiday Hospital Visits, the Make-A-Wish Foundation of North Texas, the Salvation Army Angel Tree Christmas Program and more

BRANDON WEEDEN - NFL REGULAR SEASON PASSING/RUSHING STATISTICS

			PASSING												RUSHING				
DATE TEAM		GP	GS	ATT.	CMP.	PCT.	YDS	AVG.	TD	INT.	LG	SK	LST	RATE	NO.	YDS.	AVG.	LG	TD
2012	Browns	15	15	517	297	57.4	3,385	6.5	14	17	71t	28	186	72.6	27	111	4.1	25	0
2013	Browns	8	5	267	141	52.8	1,731	6.5	9	9	95t	27	180	70.3	12	44	3.7	11	0
2014	Cowboys	5	1	41	24	58.5	303	7.4	3	2	43t	1	9	85.7	6	-1	-0.2	1	0
2015	Cowboys	4	3	98	71	72.4	738	7.5	2	2	67	8	62	92.1	9	30	3.3	11	0
2015	Texans	2	1	42	26	61.9	305	7.3	3	0	44	2	15	107.7	7	17	2.4	7t	1
2016	Texans	0	0	0	0	0.0	0	0.0	0	0	0	0	0	0.0	0	0	0.0	0	0
2017	Texans	0	0	0	0	0.0	0	0.0	0	0	0	0	0	0.0	0	0	0.0	0	0
2017	Titans	0	0	0	0	0.0	0	0.0	0	0	0	0	0	0.0	0	0	0.0	0	0
2018	Texans	0	0	0	0	0.0	0	0.0	0	0	0	0	0	0.0	0	0	0.0	0	0
TOTALS		34	25	965	559	57.9	6,462	6.7	31	30	95t	66	452	76.0	61	201	3.3	25	1

TEXANS BIOS

SINGLE-GAME HIGHS: QUARTERBACK

Pass Attempts	53 vs. Miami Dolphins, Sep 08, 2013	Passer Rating	116.7 at Tennessee Titans, Dec 27, 2015
Pass Completions	27 vs. Buffalo Bills, Sep 23, 2012	Rush Attempts	5 at Indianapolis Colts, Dec 20, 2015
Yards Passing	370 vs. Jacksonville Jaguars, Dec 01, 2013		...1 more at 5.
TD Passes	3 vs. Jacksonville Jaguars, Dec 01, 2013	Rushing Yards	25 vs. Philadelphia Eagles, Sep 09, 2012
Long Passes	95t vs. Jacksonville Jaguars, Dec 01, 2013	Longest Runs	25 vs. Philadelphia Eagles, Sep 09, 2012
Completion Percentage	84.6 vs. Atlanta Falcons, Sep 27, 2015	Rushing TDs	1 at Tennessee Titans, Dec 27, 2015

2018 GAME-BY-GAME REGULAR SEASON STATISTICS (TEXANS)

W	DATE	OPPONENT	P/S	PASSING										RUSHING				W/L	SCORE	
				ATT	CMP	YDS	PCT	Y/A	Y/C	TD	INT	LG	SK/YD	RATE	ATT	YDS	LG			TD
01	09/09	at Patriots																	L	20-27
02	09/16	at Titans																	L	17-20
03	09/23	GIANTS																	L	22-27
04	09/30	at Colts																	W	37-34+
05	10/07	COWBOYS																	W	19-16+
06	10/14	BILLS																	W	20-13
07	10/21	at Jaguars																	W	20-7
2018 TOTALS			0-0	0	0	0	0.0	0.0	0.0	0	0	0	0/0	0.0	0	0	0	0	4-3	

+ - Overtime



JON WEEKS

LONG SNAPPER

5-10 | 242 | BAYLOR

HOMETOWN: BETHPAGE, N.Y. | AGE: 32

9TH NFL SEASON | 9TH WITH TEXANS | ACQUIRED: FA-'10

2018 GP/GS: 7/0 | CAREER GP/GS (POST): 135/0 (7/0)

TEAMS: HOU 2010-18



46

TRANSACTIONS: Signed by the Houston Texans as a college free agent on April 28, 2010...Re-signed with the Texans on March. 5, 2012...Signed a contract extension with the Texans on Sept. 7, 2015.

CAREER:

- ✦ Named to the 2015 Pro Bowl
- ✦ Signed by the Texans during the 2010 offseason and made the roster out of training camp
- ✦ Has handled 1,277 extra point, field goal and punt snaps and has contributed with 23 special teams tackles
- ✦ Tied for second in Texans history with 135 career games played
- ✦ Owns a streak of 134 consecutive regular season games played, the longest streak in Texans history
- ✦ One of three players (CB Johnathan Joseph and CB Kareem Jackson) to play in every postseason game in Texans history
- ✦ Played in every game since 2010

2018 (Houston 7/0):

- ✦ Set a new Texans franchise record by playing in his 129th consecutive game (2010-18), passing K Kris Brown (123 straight games from 2002-09). Weeks has snapped on every field goal attempt, extra point attempt and punt for Houston since he signed as a free agent in 2010
- ✦ Handled four punts, two extra points and two field goals at Tennessee (9/16)
- ✦ Snapped for three punts, three field goals and one extra point vs. the N.Y. Giants (9/23)
- ✦ Handled four field goals, four extra points and five punts at Indianapolis (9/30)
- ✦ Snapped for five field goals, one extra point and three punts vs. Dallas (10/7)
- ✦ Handled two field goals, two extra points and five punts vs. Buffalo (10/14). Passed T Duane Brown (133) for the second-most career games played in franchise history
- ✦ Snapped for two field goals, two extra points and six punts at Jacksonville (10/21)

2017 (Houston 16/0):

- ✦ Served as long snapper on extra points, field goals and punts in all 16 regular season games
- ✦ Notched a special teams tackle at Cincinnati (9/14)
- ✦ Played in his 115th straight game at New England (9/24), passing Chester Pitts for the second-longest streak in Texans history
- ✦ Handled seven extra points, three field goals and two punts vs. Tennessee (10/1)

- ✦ Handled five punts, five extra points and one field goal at Seattle (10/29)
- ✦ Recorded his second special teams tackle of the season vs. Indianapolis (11/5)
- ✦ Handled three field goal attempts, one extra point attempt and four punts at Baltimore (11/27)
- ✦ Notched two special teams tackles vs. Pittsburgh (12/25)

2016 (Houston 16/0, 2/0):

- ✦ Served as long snapper on extra points, field goals and punts in all 16 regular season games and both postseason contests
- ✦ Helped K Nick Novak set the franchise single-season record with 35 made field goals
- ✦ Played in the 100th regular season game of his career vs. Tennessee (10/2) in Week 4
- ✦ Logged special teams tackles at New England (9/22) in Week 3 and vs. Tennessee (10/2) in Week 4

2015 (Houston 16/0, 1/0):

- ✦ Named to his first Pro Bowl
- ✦ Served as long snapper on extra points, field goal and punts in all 16 games
- ✦ Notched a career-high eight special teams tackles
- ✦ Recovered a fumble on a punt return by Titans WR Harry Douglas in the first quarter at Tennessee (12/27). RB Alfred Blue forced the fumble on the play, which led to a 22-yard field goal by K Nick Novak
- ✦ Served as the long snapper in Wild Card Game vs. Kansas City (1/9/16), his fifth career postseason game

2014 (Houston 16/0):

- ✦ Served as long snapper on extra points, field goal and punts in all 16 games
- ✦ Made a special teams tackle at N.Y. Giants (9/21)
- ✦ Recorded a special teams tackle at Dallas (10/5) in Week 5

2013 (Houston 16/0):

- ✦ Saw action on special teams in all 16 games and made a career-high six special teams tackles

2012 (Houston 16/0, 2/0):

- ✦ Served as long snapper on extra points, field goal and punts in all 16 games plus both playoff games
- ✦ Helped K Shayne Graham set the team scoring record with 138 points
- ✦ Helped P Donnie Jones set the team punting record with a net

TEXANS BIOS

average of 40.5 yards

- Recorded a special teams tackle at Denver (9/30)

2011 (Houston 16/0, 2/0):

- Served as long snapper on extra points, field goal and punts for all 16 games of the season
- Helped K Neil Rackers set then-team records for field goals made (32) and points in a season (135)
- Made his postseason debut and saw action on special teams in AFC Wild Card Playoff vs. Cincinnati (1/7/12)

2010 (Houston 16/0):

- Served as long snapper on extra points, field goal and punts in all 16 contests
- Efforts helped K Neil Rackers convert 27-of-30 field goal attempts and 43-of-43 extra point opportunities
- Made his professional debut long snapping in the season opener vs. Indianapolis (9/12)
- Snapped on punt and field goal attempts at Washington (9/19) including Rackers' game-winning 35-yard field goal
- Contributed to Rackers hitting all three field goal attempts including a career long of 57 yards at Denver (12/26)

COLLEGE:

- Played four seasons (2004-07) at Baylor University in Waco, Texas
- Originally attended Baylor as an invited walk-on
- Earned a scholarship after his freshman season
- Was discovered at a special teams camp by the Baylor special teams coach
- Snapped for two-time Ray Guy Award winner Daniel Sepulveda
- Handled the long-snapping chores for Baylor from 2004-07 and earned four varsity letters

PERSONAL:

- Was in training to be an EMT when called by the Texans for a tryout
- An all-region offensive and defensive lineman for Mountain Ridge High School in Glendale, Ariz.
- Two-way player of the year selection
- Friday Night Fever Defensive Line Player of the Year
- Received the Curley Culp Award as Arizona's best defensive lineman
- Mountain Ridge recorded four straight winning records during his prep career and captured regional titles in both 2000 and 2002
- Mountain Lions went 24-2 during Weeks' last two seasons, which included a 14-1 mark and a state semifinal appearance as a junior in 2002

JON WEEKS - NFL REGULAR SEASON STATISTICS

DATE	TEAM	GP
2010	Texans	16
2011	Texans	16
2012	Texans	16
2013	Texans	16
2014	Texans	16
2015	Texans	16
2016	Texans	16
2017	Texans	16
2018	Texans	7
NFL TOTALS		135

JON WEEKS - NFL POSTSEASON STATISTICS

DATE	TEAM	GP
2011	Texans	2
2012	Texans	2
2015	Texans	1
2016	Texans	2
NFL TOTALS		7

TEXANS BIOS

2018 GAME-BY-GAME REGULAR SEASON STATISTICS (TEXANS)

W	DATE	OPPONENT		W/L	SCORE
01	09/09	at Patriots	P	L	20-27
02	09/16	at Titans	P	L	17-20
03	09/23	GIANTS	P	L	22-27
04	09/30	at Colts	P	W	37-34+
05	10/07	COWBOYS	P	W	19-16+
06	10/14	BILLS	P	W	20-13
07	10/21	at Jaguars	P	W	20-7
2018 TOTALS		7		4-3	

+ - Overtime



SHAREECE WRIGHT

CORNERBACK

5-11 | 184 | SOUTHERN CALIFORNIA

HOMETOWN: COLTON, CALIF. | AGE: 31

8TH NFL SEASON | 1ST WITH TEXANS | ACQUIRED: FA-'18

2018 GP/GS: 5/1 | CAREER GP/GS (POST): 84/49 (2/2)

TEAMS: LAC 2011-14; BAL 2015-16; SF 2015; BUF 2017; HOU 2018; OAK 2018



43

TRANSACTIONS: Selected by the San Diego Chargers with the 25th pick in the third round (89th overall) of the 2011 NFL Draft...Signed by the San Francisco 49ers as an unrestricted free agent on March 14, 2015...Released by the 49ers on Oct. 10, 2015...Signed by the Baltimore Ravens on Oct. 13, 2015...Released by the Ravens on March 7, 2017...Signed by the Buffalo Bills on May 1, 2017...Signed by the Oakland Raiders as an unrestricted free agent on March 19, 2018...Released by the Raiders on Sept. 1, 2018...Signed by the Houston Texans on Sept. 12, 2018.

2018 (Houston 5/1):

- ✦ Contributed on special teams during his Texans debut at Tennessee (9/16)
- ✦ Recorded three total tackles (two solo) vs. the N.Y. Giants (9/23)
- ✦ Recorded four solo stops and two passes defended at Indianapolis (9/30)
- ✦ Notched four total tackles (three solo) vs. Dallas (10/7)
- ✦ Registered two total tackles (two solo) vs. Buffalo (10/14)
- ✦ Inactive Week 7 at Jacksonville (10/21)

2017 (Buffalo 12/5):

- ✦ Appeared in 12 games with five starts in his lone season in Buffalo
- ✦ Tallied 42 total tackles (seven solo), five passes defended, one interception, one tackle for loss, one forced fumble and two fumble recoveries
- ✦ Intercepted Dolphins QB Jay Cutler and returned the ball a career-long 46 yards to set up a Bills score vs. Miami (12/17)
- ✦ Matched a career high with 11 total tackles (eight solo) and added two passes defended at Cincinnati (10/8)

2016 (Baltimore 12/9):

- ✦ Recorded 50 total tackles (42 solo), six passes defended, one fumble recovery and a career-high four tackles for loss in 12 games with nine starts
- ✦ Notched a career-high 11 solo tackles and three tackles for loss vs. Buffalo (9/11) in Week 1
- ✦ Amassed seven total tackles (six solo) and two passes defended at Dallas (11/20)

2015 (Baltimore 11/7):

- ✦ Played in 11 games with seven starts in his first season as a Raven
- ✦ Tallied 40 total tackles (34 solo), five passes defended and a tackle for loss
- ✦ Registered five solo stops, one tackle for loss and two passes

defended at Cleveland (11/30)

2014 (San Diego 14/14):

- ✦ Set career highs for games played and games started
- ✦ Registered a career-high 58 total tackles (52 solo) and matched a career high with nine passes defended
- ✦ Compiled seven total tackles (five solo), one tackle for loss and one pass defended vs. Seattle (9/14)

2013 (San Diego 13/13, 2/2):

- ✦ Notched 55 total tackles (53 solo), nine passes defended, one interception and one tackle for loss
- ✦ Intercepted Giants QB Eli Manning and returned the ball 41 yards vs. New York (12/8)
- ✦ Tallied six solo tackles, one tackle for loss and two passes defended at Kansas City (11/24)
- ✦ Recorded five total tackles (three solo) and intercepted Bengals QB Andy Dalton in the Wild Card Playoff at Cincinnati (1/5/14)
- ✦ Registered four solo stops and three passes defended at Denver in the Divisional Playoff Round (1/12/14)

2012 (San Diego 10/0):

- ✦ Logged 10 solo tackles, two passes defended, one tackle for loss and one forced fumble in 10 games
- ✦ Contributed on special teams, logging seven total special teams tackles
- ✦ Notched four solo tackles and two special teams tackles at Denver (11/27)

2011 (San Diego 7/0):

- ✦ Appeared in seven games as a rookie contributing mostly on special teams
- ✦ Totaled four special teams tackles on the season

COLLEGE:

- ✦ Played four seasons (2006-07; 2009-10) at the University of Southern California in Los Angeles, Calif after redshirting the 2008 season due to injury
- ✦ Recorded 127 total tackles, 3.5 sacks, one interception, 13 passes defended, one forced fumble and four fumble recoveries in 35 career games
- ✦ Recorded a career-high 73 total tackles and 13 passes defended, as well as 2.5 sacks as a redshirt senior in 2010

PERSONAL:

- ✦ Attended Colton (Calif.) High School

TEXANS BIOS

- ✎ Earned All-America, All-CIF and All-Citrus Belt honors at both defensive back and running back as a senior in 2005
- ✎ Scored 34 touchdowns and recorded 170 total tackles, 4.0 sacks

- and three interceptions over his final two seasons at Colton H.S.
- ✎ Played basketball for the Yellow Jackets
- ✎ Majored in sociology

SHAREECE WRIGHT - NFL REGULAR SEASON STATISTICS

		TACKLES										INTERCEPTIONS					FUMBLES					ST					MISC	
DATE	TEAM	GP	GS	TK	S	A	TFL	YDS	SK	YDS	QBH	NO	YDS	LG	TD	PD	FF	FR	YDS	TK	S	A	FF	FR	S	A		
2011	Chargers	7	0	0	0	0	0	0	0.0	0.0	0	0	0	0	0	0	0	0	0	4	4	0	0	0	0	0		
2012	Chargers	10	0	10	10	0	1	0	0.0	0.0	0	0	0	0	0	2	1	0	0	7	7	0	0	0	0	0		
2013	Chargers	13	13	55	53	2	1	1	0.0	0.0	0	1	41	41	0	9	0	0	0	1	1	0	0	0	0	0		
2014	Chargers	14	14	58	52	6	2	7	0.0	0.0	0	0	0	0	0	9	0	0	0	2	2	0	0	0	0	0		
2015	49ers	0	0	0	0	0	0	0	0.0	0.0	0	0	0	0	0	0	0	0	0	0	0	0	0	0	0	0		
2015	Ravens	11	7	40	34	6	1	9	0.0	0.0	0	0	0	0	0	5	0	0	0	0	0	0	0	0	0	0		
2016	Ravens	12	9	50	42	8	4	13	0.0	0.0	0	0	0	0	0	6	0	0	0	2	2	0	0	1	0	0		
2017	Bills	12	5	42	35	7	1	2	0.0	0.0	0	1	54	54	0	5	1	1	0	2	2	0	0	1	0	0		
2018	Raiders	0	0	0	0	0	0	0	0.0	0.0	0	0	0	0	0	0	0	0	0	0	0	0	0	0	0	0		
2018	Texans	5	1	13	11	2	0	0	0.0	0.0	0	0	0	0	0	2	0	0	0	0	0	0	0	0	0	0		
NFL TOTALS		84	49	268	237	31	10	32	0.0	0.0	0	2	95	54	0	38	2	1	0	18	18	0	0	2	0	0		

SHAREECE WRIGHT - NFL POSTSEASON STATISTICS

		TACKLES										INTERCEPTIONS				FUMBLES				ST				MISC			
DATE	TEAM	GP	GS	TK	S	A	TFL	YDS	SK	YDS	QBH	NO	YDS	LG	TD	PD	FF	FR	YDS	TK	S	A	FF	FR	S	A	
2013	Chargers	2	2	9	7	2	0	0	0.0	0.0	1	1	30	30	0	4	0	0	0	0	0	0	0	0	0	0	
2017	Bills	0	0	0	0	0	0	0	0.0	0.0	0	0	0	0	0	0	0	0	0	0	0	0	0	0	0	0	
NFL TOTALS		2	2	9	7	2	0	0	0.0	0.0	1	1	30	30	0	4	0	0	0	0	0	0	0	0	0	0	

SINGLE-GAME HIGHS: DEFENSIVE

Total Tackles	11 at Cincinnati Bengals, Oct 08, 2017 ...1 more at 11.	Interceptions	1 vs. Miami Dolphins, Dec 17, 2017 ...1 more at 1.
Passes Defensed	3 vs. New York Giants, Dec 08, 2013	Interception Return Yards	54 vs. Miami Dolphins, Dec 17, 2017
Forced Fumbles	1 vs. Tampa Bay Buccaneers, Oct 22, 2017 ...1 more at 1.	Special Teams Tackles	3 vs. Baltimore Ravens, Nov 25, 2012 ...1 more at 3.
Fumble Recoveries	1 vs. Miami Dolphins, Dec 17, 2017	Special Teams Fumble Recoveries	1 at Carolina Panthers, Sep 17, 2017 ...1 more at 1.
Tackles For Loss	3 vs. Buffalo Bills, Sep 11, 2016		

SINGLE-GAME HIGHS - POSTSEASON: DEFENSIVE

Total Tackles	5 at Cincinnati Bengals, Jan 05, 2014	Interceptions	1 at Cincinnati Bengals, Jan 05, 2014
Passes Defensed	3 at Denver Broncos, Jan 12, 2014	Interception Return Yards	30 at Cincinnati Bengals, Jan 05, 2014

2018 GAME-BY-GAME REGULAR SEASON STATISTICS (RAIDERS/TEXANS)

			TACKLES								INTERCEPTIONS					FUMBLES			ST					MISC				
W	DATE	OPPONENT	TK	S	A	SK	YDS	TFL	YDS	QBH	NO	YDS	LG	TD	PD	FF	FR	YDS	TK	S	A	FF	FR	S	A	W/L	SCORE	
01	09/10	RAMS	NOT ON ROSTER																								L	13-33
Went from Raiders to Texans .																												
02	09/16	at Titans	P	0	0	0	0.0	0.0	0	0	0	0	0	0	0	0	0	0	0	0	0	0	0	0	0	L	17-20	
03	09/23	GIANTS	P	3	2	1	0.0	0.0	0	0	0	0	0	0	0	0	0	0	0	0	0	0	0	0	0	L	22-27	
04	09/30	at Colts	S	4	4	0	0.0	0.0	0	0	0	0	0	0	2	0	0	0	0	0	0	0	0	0	0	W	37-34+	
05	10/07	COWBOYS	P	4	3	1	0.0	0.0	0	0	0	0	0	0	0	0	0	0	0	0	0	0	0	0	0	W	19-16+	
06	10/14	BILLS	P	2	2	0	0.0	0.0	0	0	0	0	0	0	0	0	0	0	0	0	0	0	0	0	0	W	20-13	
07	10/21	at Jaguars	INACTIVE																								W	20-7
2018 TOTALS			5-1	13	11	2	0.0	0.0	0	0	0	0	0	0	2	0	0	0	0	0	0	0	0	0	0	4-3		

+ - Overtime

PRACTICE SQUAD BIOS



JERELL ADAMS

TIGHT END

6-5 | 254 | SOUTH CAROLINA

HOMETOWN: PINEWOOD, S.C. | AGE: 25

3RD NFL SEASON | 1ST WITH TEXANS | ACQUIRED: FA-'18

CAREER GP/GS: 29/3

TEAMS: NYG 2016-18; HOU 2018



89

TRANSACTIONS: Selected by the New York Giants with the ninth pick in the sixth round (184th overall) of the 2016 NFL Draft...Waived by the Giants on Sept. 2, 2018...Signed to the Houston Texans practice squad on Oct. 10, 2018.

2018 (Houston 0/0):

- Spent the offseason, training camp and preseason with the N.Y. Giants

2017 (N.Y. Giants 16/1):

- Caught eight passes for 92 yards (11.5 avg.) in 16 games
- Hauled in one pass for a career-long 38 yards vs. Detroit in Week 2 (9/18)
- Made his lone start in Week 10 at San Francisco (11/12)
- Registered a career-high four receptions for 31 yards in Week 16 at Arizona (12/24)

2016 (N.Y. Giants 13/2, 0/0):

- Finished with 16 receptions for 122 yards (7.6 avg.) and one touchdown as a rookie in 2016
- Registered three receptions for 18 yards (6.0 avg.), including a 10-yard touchdown in Week 10 vs. Cincinnati (11/14)
- Recorded at least one reception in four consecutive games from Weeks 13-16
- Inactive for the NFC Wild Card Game at Green Bay (1/8/17) due to injury

COLLEGE:

- Played four seasons (2012-15) at the University of South Carolina in Columbia, S.C.
- Appeared in 47 games with 15 starts over four seasons with the Gamecocks
- Finished his collegiate career with 66 receptions for 977 yards

- 14.8 avg.), seven touchdowns and eight special teams tackles
- Ranked second on the team with 421 yards receiving and three tight downs on 28 receptions in 12 games with a career-high nine starts as a senior in 2015
- Caught a career-high six passes for 105 yards vs. the Citadel as a senior

PERSONAL:

- Attended Fork Union (Va.) Military Academy in the fall of 2011 after attending Scott's Branch High School in Summerton, S.C.
- Played quarterback, tight end, linebacker, defensive end and punter at Scott's Branch High School
- Led the Eagles to the 1A Division II state title as a senior
- Threw for 689 yards and 12 touchdowns in two seasons at quarterback
- Hauled in 21 passes for 581 yards and eight touchdowns as a tight end
- Recorded 96 total tackles, five interceptions and 1.0 sack as a junior in 2010
- Averaged 19 points and 13 rebounds on the basketball team at Scott's Branch High School
- Joined N.Y. Giants teammates to distribute 1,500 turkeys to the Community Food Bank of N.J. to support families in the local community for Thanksgiving
- Attended the Giants' annual Jingle Jam holiday party for 600 New Jersey foster children, who each received winter coats, clothes and athletic equipment
- Graduated from South Carolina in December 2015 with a degree in public health
- Two-time member of the SEC Fall Academic Honor Roll
- Named the recipient of the prestigious Dr. Harris Pastides Outstanding Student-Athlete Representative of the University of South Carolina

JERELL ADAMS - NFL REGULAR SEASON STATISTICS

DATE	TEAM	GP	GS	RECEIVING				TD	RUSHING				TD
				NO.	YDS	AVG	LG		NO.	YDS.	AVG.	LG	
2016	Giants	13	2	16	122	7.6	14	1	0	0	0.0	0	0
2017	Giants	16	1	8	92	11.5	38	0	0	0	0.0	0	0
2018	Giants	0	0	0	0	0.0	0	0	0	0	0.0	0	0
2018	Texans	0	0	0	0	0.0	0	0	0	0	0.0	0	0
NFL TOTALS		29	3	24	214	8.9	38	1	0	0	0.0	0	0

PRACTICE SQUAD BIOS

JERELL ADAMS - NFL POSTSEASON STATISTICS

DATE	TEAM	GP	GS	RECEIVING					RUSHING				
				NO.	YDS	AVG	LG	TD	NO.	YDS.	AVG.	LG	TD
2016	Giants	0	0	0	0	0.0	0	0	0	0	0.0	0	0
NFL		0	0	0	0	0.0	0	0	0	0	0.0	0	0
TOTALS													

JERELL ADAMS - NFL REGULAR SEASON RETURN STATISTICS

KICKOFF RETURNS							PUNT RETURNS					
DATE	TEAM	RET.	YDS.	AVG.	LG	TD	NO.	FC	YDS	AVG	LG	TD
2016	Giants	0	0	0.0	0	0	0	0	0	0.0	0	0
2017	Giants	0	0	0.0	0	0	0	0	0	0.0	0	0
2018	Giants	0	0	0.0	0	0	0	0	0	0.0	0	0
2018	Texans	0	0	0.0	0	0	0	0	0	0.0	0	0
NFL TOTALS		0	0	0.0	0	0	0	0	0	0.0	0	0

JERELL ADAMS - NFL POSTSEASON RETURN STATISTICS

KICKOFF RETURNS							PUNT RETURNS					
DATE TEAM		RET.	YDS.	AVG.	LG	TD	NO.	FC	YDS	AVG	LG	TD
2016	Giants	0	0	0.0	0	0	0	0	0	0.0	0	0
NFL		0	0	0.0	0	0	0	0	0	0.0	0	0
TOTALS												

SINGLE-GAME HIGHS: RUSHING/RECEIVING

Receptions	4 at Arizona Cardinals, Dec 24, 2017	All-purpose yards	38 vs. Detroit Lions, Sep 18, 2017
Receiving Yards	38 vs. Detroit Lions, Sep 18, 2017	Special Teams Tackles	2 vs. Los Angeles Chargers, Oct 08, 2017
Longest Receptions	38 vs. Detroit Lions, Sep 18, 2017	Most TDs	1 vs. Cincinnati Bengals, Nov 14, 2016
Receiving TDs	1 vs. Cincinnati Bengals, Nov 14, 2016		

2017 GAME-BY-GAME REGULAR SEASON STATISTICS (GIANTS)

W	DATE	OPPONENT	P/S	RECEIVING				RUSHING			TD	W/L	SCORE
				NO	YDS	LG	TD	ATT	YDS	LG			
01	09/10	at Cowboys	P	0	0	0	0	0	0	0	0	L	3-19
02	09/18	LIONS	P	1	38	38	0	0	0	0	0	L	10-24
03	09/24	at Eagles	P	0	0	0	0	0	0	0	0	L	24-27
04	10/01	at Buccaneers	P	0	0	0	0	0	0	0	0	L	23-25
05	10/08	CHARGERS	P	1	11	11	0	0	0	0	0	L	22-27
06	10/15	at Broncos	P	1	6	6	0	0	0	0	0	W	23-10
07	10/22	SEAHAWKS	P	0	0	0	0	0	0	0	0	L	7-24
09	11/05	RAMS	P	0	0	0	0	0	0	0	0	L	17-51
10	11/12	at 49ers	S	0	0	0	0	0	0	0	0	L	21-31
11	11/19	CHIEFS	P	1	6	6	0	0	0	0	0	W	12-9+
12	11/23	at Redskins	P	0	0	0	0	0	0	0	0	L	10-20
13	12/03	at Raiders	P	0	0	0	0	0	0	0	0	L	17-24
14	12/10	COWBOYS	P	0	0	0	0	0	0	0	0	L	10-30
15	12/17	EAGLES	P	0	0	0	0	0	0	0	0	L	29-34
16	12/24	at Cardinals	P	4	31	11	0	0	0	0	0	L	0-23
17	12/31	REDSKINS	P	0	0	0	0	0	0	0	0	W	18-10
2017 TOTALS			16-1	8	92	38	0	0	0	0	0	3-13	

+ - Overtime

PRACTICE SQUAD BIOS

2018 GAME-BY-GAME REGULAR SEASON STATISTICS (GIANTS/TEXANS)

[illegible]



DAVIN BELLAMY

OUTSIDE LINEBACKER

6-5 | 259 | GEORGIA

HOMETOWN: CHAMBLEE, GA. | AGE: 23

ROOKIE | 1ST WITH TEXANS | ACQUIRED: CFA-'18

CAREER GP/GS: 0/0

TEAMS: HOU 2018



48

TRANSACTIONS: Signed by the Houston Texans as a college free agent on May 11, 2018...Waived by the Texans on Sept. 1, 2018...Signed to the Texans practice squad on Sept. 2, 2018.

CAREER AT GEORGIA:

- ✦ Played four seasons (2014-17) at the University of Georgia in Athens, Ga. after redshirting the 2013 campaign
- ✦ Compiled 135 total tackles (55 solo), five forced fumbles, two fumble recoveries and 13.0 sacks in 48 career games (27 starts)
- ✦ Recorded a sack in the 2018 College Football Playoff National Championship Game against Alabama

2017 (Georgia):

- ✦ Played in all 15 games, starting in 14
- ✦ Recorded 34 total tackles, including 7.5 tackles for loss and 5.0 sacks
- ✦ Ranked third on the team with 14 quarterback pressures
- ✦ One of his three stops vs. Alabama in the College Football Playoff Championship Game was a sack for a 14-yard loss
- ✦ Lone tackle vs. Auburn in SEC Championship Game resulted in a sack and forced the first of two Auburn fumbles
- ✦ Collected two solo tackles in the Rose Bowl
- ✦ At Notre Dame, collected six tackles, (two solo), 1.5 tackles for loss, 1.0 sack for a loss of nine yards, three quarterback hurries and forced a fumble that halted the Irish's final possession
- ✦ Named to the Senior Bowl Watch List and Butkus Award Watch List
- ✦ Recipient of the William K. Holmes Scholarship

2016 (Georgia):

- ✦ Compiled 51 total tackles with 17 quarterback pressures and a team-leading 5.0 sacks in 13 games (11 starts)
- ✦ Notched a career-best eight total tackles twice: vs. Vanderbilt and Georgia Tech

- ✦ Recorded four total tackles and 1.5 sacks at South Carolina (10/9)
- ✦ Recipient of the William K. Holmes Scholarship

2015 (Georgia):

- ✦ Amassed 33 total tackles, 5.5 tackles for loss and 3.0 sacks in 10 games played (two starts)
- ✦ Compiled a team-best seven tackles, with 1.0 sack and two tackles for loss, a forced fumble and fumble recovery against Florida (10/31)
- ✦ Recorded a career-high eight tackles at Tennessee (10/10) with a forced fumble, a tackle for loss and a pass defended
- ✦ Finished second on the team with six tackles vs. Missouri (10/17), including 1.0 sack and four quarterback hurries
- ✦ Recipient of the William K. Holmes Scholarship

2014 (Georgia):

- ✦ Recorded 17 total tackles, one forced fumble and one fumble recovery in 10 games played
- ✦ Amassed a career-high six tackles vs. Charleston Southern (11/22)
- ✦ First-career fumble recovery vs. No. 9 Auburn (11/15)
- ✦ Four tackles, including one tackle for loss in his UGA debut vs. Troy (9/20)

2013 (Georgia):

- ✦ Redshirted

PERSONAL:

- ✦ Given name is Davin Jamaurie' Bellamy
- ✦ Lettered in football (Coach Allen Johnson) at Chamblee High School in Chamblee, Ga.
- ✦ As a junior Bellamy recorded 10 tackles for loss and 5.0 sacks
- ✦ Played injured through much of his senior season but managed to post 5.0 sacks

PRACTICE SQUAD BIOS

2018 GAME-BY-GAME REGULAR SEASON STATISTICS (TEXANS)

			TACKLES								INTERCEPTIONS					FUMBLES			ST					MISC			
W	DATE	OPPONENT	TK	S	A	SK	YDS	TFL	YDS	QBH	NO	YDS	LG	TD	PD	FF	FR	YDS	TK	S	A	FF	FR	S	A	W/L	SCORE
01	09/09	at Patriots												PRACTICE SQUAD											L	20-27	
02	09/16	at Titans												PRACTICE SQUAD											L	17-20	
03	09/23	GIANTS												PRACTICE SQUAD											L	22-27	
04	09/30	at Colts												PRACTICE SQUAD											W	37-34+	
05	10/07	COWBOYS												PRACTICE SQUAD											W	19-16+	
06	10/14	BILLS												PRACTICE SQUAD											W	20-13	
07	10/21	at Jaguars												PRACTICE SQUAD											W	20-7	
2018 TOTALS			0	0	0	0.0	0.0	0	0	0	0	0	0	0	0	0	0	0	0	0	0	0	0	0	0	4-3	

+ - Overtime



ANDRE CHACHERE

CORNERBACK

6-0 | 196 | SAN JOSE STATE

HOMETOWN: FRESNO, CALIF. | AGE: 22

ROOKIE | 1ST WITH TEXANS | ACQUIRED: CFA-'18

CAREER GP/GS: 0/0

TEAMS: HOU 2018



37

TRANSACTIONS: Signed by the Houston Texans as a college free agent on May 11, 2018...Waived by the Texans on Sept. 1, 2018...Signed to the Texans practice squad on Sept. 2, 2018.

CAREER AT SAN JOSE STATE:

- ✦ Played four seasons (2014-17) at San Jose (Calif.) State University
- ✦ Played in 49 games with 32 starts
- ✦ A three-year starter at cornerback
- ✦ Became the first Spartan since 2012 with at least 100 yards of interception returns with his 117 in 2016
- ✦ Also played safety and linebacker during his career
- ✦ Accepted an invitation to play in the 2018 NFLPA All-Star Game

2017 (San Jose State):

- ✦ Set a single-season career-high 46 total tackles in 13 games played (11 starts)
- ✦ Season-high seven total tackles in the San Diego State contest (11/7)
- ✦ Only interception of the season came vs. Utah State (9/23)

2016 (San Jose State):

- ✦ First-team All-Mountain West
- ✦ Voted Most Valuable Player by teammates
- ✦ Recorded 36 total tackles, 14 passes defended, four interceptions, two forced fumbles and 0.5 tackles for loss in 12 games (11 starts)
- ✦ Led the team in interceptions, forced fumbles and passes defended
- ✦ Recorded two interceptions vs. Portland State (9/10) and one

each vs. Nevada (10/15) and Air Force (11/19)

- ✦ Ranked 11th nationally in interception return yardage with 117
- ✦ Finished fourth nationally in passes defended at 1.5 per game

2015 (San Jose State):

- ✦ Played in 13 games with 10 starts
- ✦ Started the last eight games of the season
- ✦ Led the team with eight passes defended
- ✦ Had at least one tackle in 11 games
- ✦ Recorded a career-high six tackles and 2.0 tackles for loss vs. Fresno State (9/26)
- ✦ Came up with interceptions in two of the team's final three games - wins at Hawai'i (11/21) and in the AutoNation Cure Bowl vs. Georgia State (12/19)

2014 (San Jose State):

- ✦ Played in 11-of-12 games
- ✦ Saw the bulk of his playing time as a special teams defender

PERSONAL:

- ✦ Lettered in football (Coach Mike Parsons) and basketball at Clovis West High School in Fresno, Calif.
- ✦ A two-time, first-team All-Tri-River Athletic Conference defensive back
- ✦ Named his team's Defensive Most Valuable Player as a senior
- ✦ Enjoys watching action and sports movies
- ✦ The Lion King, Glory Road and Scarface are three of his favorites
- ✦ Derrick Chachere, his dad, played seven seasons in the Arena Football League including five with the San José SaberCats
- ✦ Native of Fresno, Calif.


PRACTICE SQUAD BIOS

2018 GAME-BY-GAME REGULAR SEASON STATISTICS (TEXANS)

2018 GAME BY GAME REGULAR SEASON STATISTICS (TERRANCE)																												
			TACKLES								INTERCEPTIONS						FUMBLES			ST					MISC			
W	DATE	OPPONENT	TK	S	A	SK	YDS	TFL	YDS	QBH	NO	YDS	LG	TD	PD	FF	FR	YDS	TK	S	A	FF	FR	S	A	W/L	SCORE	
01	09/09	at Patriots												PRACTICE SQUAD											L	20-27		
02	09/16	at Titans												PRACTICE SQUAD											L	17-20		
03	09/23	GIANTS												PRACTICE SQUAD											L	22-27		
04	09/30	at Colts												PRACTICE SQUAD											W	37-34+		
05	10/07	COWBOYS												PRACTICE SQUAD											W	19-16+		
06	10/14	BILLS												PRACTICE SQUAD											W	20-13		
07	10/21	at Jaguars												PRACTICE SQUAD											W	20-7		
2018 TOTALS			0	0	0	0.0	0.0	0	0	0	0	0	0	0	0	0	0	0	0	0	0	0	0	0	0	4-3		

+ - Overtime

PRACTICE SQUAD BIOS



MALACHI DUPRE

WIDE RECEIVER

6-2 | 196 | LSU

HOMETOWN: RIVER RIDGE, LA. | AGE: 23

1ST NFL SEASON | 1ST WITH TEXANS | ACQUIRED: FA-'18

CAREER GP/GS: 0/0

TEAMS: BUF 2017; GB 2017; HOU 2018



13

TRANSACTIONS: Selected by the Green Bay Packers with the 29th pick of the seventh round (247th overall) in the 2017 NFL Draft...Waived by the Packers on Sept. 2, 2017...Signed to the Buffalo Bills practice squad on Sept. 12, 2017...Signed to the Bills active roster on Dec. 27, 2017...Waived by the Bills on Sept. 1, 2018...Signed to the Houston Texans practice squad on Sept. 11, 2018...Release from the Texans practice squad on Sept. 18, 2018...Signed to the Texans practice squad on Sept. 25, 2018.

2017 (Buffalo 0/0):

- Spent Weeks 2-16 on the Bills practice squad
- Inactive in Week 17 at Miami (12/31)

CAREER AT LSU:

- Played three seasons (2014-16) at Louisiana State University in Baton Rouge, La.
- Appeared in 36 career games with 19 starts over three seasons for the Tigers
- Recorded 98 receptions for 1,609 and 11 touchdowns
- Earned second-team All-SEC honors as a junior in 2016
- Named to the Freshman All-SEC team in 2014
- Notched five 100-yard receiving games during his career

2016 (LSU):

- Registered a team-high 41 receptions for 593 yards (14.5 avg.) and three touchdowns in 12 games with nine starts as a junior
- Caught seven passes for 139 yards (19.9 avg.) against Louisville in the Citrus Bowl (12/31)
- Tallied three receptions for 100 yards (33.3 avg.) and two touchdowns vs. Southern Miss (10/15)
- Hauled in at least four passes in six different games on the

season

2015 (LSU):

- Led the Tigers in receptions (43), receiving yards (698) and receiving touchdowns (six) after playing in all 12 games with eight starts
- Logged four receptions for 96 yards (24.0 avg.) vs. Texas Tech in the AdvoCare Texas Bowl (12/29)
- Caught four passes for 115 yards (28.8 avg.) and two touchdowns vs. Florida (10/17)

2014 (LSU):

- Led the offense in yards per catch (22.7 avg.) and ranked second in receiving yards (318) and touchdowns (five) in 12 games as a freshman
- Recorded four receptions for 120 yards (30.0 avg.) and two touchdowns vs. Mississippi State (9/20)

PERSONAL:

- Attended John Curtis Christian High School in River Ridge, La.
- Recorded 34 receptions for 607 yards and six touchdowns as a senior in 2013
- Selected to the LSWA Class 3A All-State Team as a senior
- Earned 2012 Class 2A First-Team All-State honors after catching 36 passes for 816 yards and 15 touchdowns as a junior
- Captured state championships in both his junior and senior years
- Ranked as the No. 1 overall wide receiver nationally by ESPN.com
- Participated in track and field and captured state championships in the triple, long and high jump as a junior
- Majored in sport administration

MALACHI DUPRE - NFL REGULAR SEASON STATISTICS

DATE	TEAM	GP	GS	RECEIVING				TD	RUSHING				TD
				NO.	YDS	AVG	LG		NO.	YDS.	AVG.	LG	
2017	Packers	0	0	0	0	0.0	0	0	0	0	0.0	0	0
2017	Bills	0	0	0	0	0.0	0	0	0	0	0.0	0	0
2018	Texans	0	0	0	0	0.0	0	0	0	0	0.0	0	0
NFL TOTALS		0	0	0	0	0.0	0	0	0	0	0.0	0	0

PRACTICE SQUAD BIOS

2018 GAME-BY-GAME REGULAR SEASON STATISTICS (TEXANS)

W	DATE	OPPONENT	P/S	RECEIVING				ATT	RUSHING			TD	W/L	SCORE
				NO	YDS	LG	TD		YDS	LG	TD			
02	09/16	at Titans											L	17-20
04	09/30	at Colts											W	37-34+
05	10/07	COWBOYS											W	19-16+
06	10/14	BILLS											W	20-13
07	10/21	at Jaguars											W	20-7
2018 TOTALS			0-0	0	0	0	0	0	0	0	0	0	4-1	

+ - Overtime



JOSH FERGUSON

RUNNING BACK

5-10 | 205 | ILLINOIS

HOMETOWN: NAPERVILLE, ILL. | AGE: 25

3RD NFL SEASON | 1ST WITH TEXANS | ACQUIRED: FA-'18

CAREER GP/GS: 26/0

TEAMS: IND 2016-18; HOU 2018



39

TRANSACTIONS: Signed with the Indianapolis Colts as a college free agent on May 2, 2016...Waived by the Colts on Sept. 8, 2017...Signed to the Colts practice squad on Oct. 17, 2017...Signed to the Colts active roster on Oct. 20, 2017...Waived by the Colts on Sept. 18, 2018...Signed to the Houston Texans practice squad on Oct. 17, 2018.

2018 (Houston 0/0):

- Spent Weeks 1-2 on the Colts Reserve/Injured list before being waived on Sept. 18
- Signed to the Texans practice squad prior to Week 7

2017 (Indianapolis 10/0):

- Spent the offseason, training camp and preseason with the Colts
- Signed to the Colts active roster prior to Week 7
- Appeared in 10 games, contributing on special teams and as a reserve running back
- Rushed one time for five yards and caught three passes for 16 yards (5.3 avg.) on offense
- Returned five kickoffs for 86 yards (17.2 avg.)

2016 (Indianapolis 16/0):

- Appeared in all 16 games as a rookie
- Tallied 20 yards rushing on 15 carries (1.3 avg.) and caught 20 passes for 136 yards (6.8 avg.)
- Returned four kickoffs for 80 yards (20.0 avg.) for the season
- Notched a career-high seven receptions for 33 yards (4.7 avg.) in Week 4 at Jacksonville (10/2)

COLLEGE:

- Played four seasons (2012-15) at the University of Illinois in Champaign, Ill. after redshirting the 2011 campaign due to injury
- Recorded 2,586 yards rushing and 18 touchdowns on 505 carries (5.1 avg.) in 47 career games for the Fighting Illini
- Tallied 168 receptions for 1,507 yards (9.0 avg.) and eight receiving touchdowns during his collegiate career

- Earned All-Big Ten Third Team honors as a senior in 2015
- Rushed 129 times for 708 yards (5.49 avg.) and three touchdowns as a senior
- Ran for more than 100 yards in three games in 2015 and ranked fourth on the team in receptions and receiving yards
- Named team captain and awarded the Illini's Offensive Player of the Year award as a senior
- Led the Illini in rushing attempts (146), rushing yards (735), rushing touchdowns (eight), all-purpose yards (1,162), scoring (60), was second on the team in receptions (50) and third in receiving yards (427) as a junior in 2014
- Tallied 779 yards on 141 carries (5.5 avg.) and seven touchdowns, while catching 50 passes for 535 yards (10.7 avg.) and four touchdowns as a sophomore
- Led the team with 11 total touchdowns and ranked ninth in the Big Ten in all-purpose yards per game (112.6) in 2013
- Led the Illini in all-purpose yards (907) as a redshirt freshman in 2012
- Rushed for 312 yards on 75 carries (4.2 avg.) and caught 29 passes for 251 yards (8.7 avg.) as a redshirt freshman
- Appeared in three games as a true freshman in 2011 before missing the final 10 games of the season due to injury and was awarded a medical redshirt

PERSONAL:

- Attended Joliet (Ill.) Catholic High School
- Tallied 145 carries for 1,868 yards (12.9 avg.) and 25 touchdowns as a senior in 2010
- Earned first-team All-State honors from the *Chicago Tribune* and Class 5A All-State from the Illinois High School Football Coaches Association
- Named MVP of the East Suburban Catholic League and was named an All-Area selection by the *Chicago Sun-Times*
- Son of Danielle and Collin Ferguson
- Majored in kinesiology

PRACTICE SQUAD BIOS

JOSH FERGUSON - NFL REGULAR SEASON STATISTICS

				RUSHING					RECEIVING				
DATE	TEAM	GP	GS	NO.	YDS.	AVG.	LG	TD	NO.	YDS	AVG	LG	TD
2016	Colts	16	0	15	20	1.3	11	0	20	136	6.8	14	0
2017	Colts	10	0	1	5	5.0	5	0	3	16	5.3	8	0
2018	Colts	0	0	0	0	0.0	0	0	0	0	0.0	0	0
2018	Texans	0	0	0	0	0.0	0	0	0	0	0.0	0	0
NFL TOTALS		26	0	16	25	1.6	11	0	23	152	6.6	14	0

JOSH FERGUSON - NFL REGULAR SEASON RETURN STATISTICS

KICKOFF RETURNS							PUNT RETURNS					
DATE	TEAM	RET.	YDS.	AVG.	LG	TD	NO.	FC	YDS	AVG	LG	TD
2016	Colts	4	80	20.0	24	0	1	0	0	0.0	0	0
2017	Colts	5	86	17.2	20	0	0	0	0	0.0	0	0
2018	Colts	0	0	0.0	0	0	0	0	0	0.0	0	0
2018	Texans	0	0	0.0	0	0	0	0	0	0.0	0	0
NFL TOTALS		9	166	18.4	24	0	1	0	0	0.0	0	0

SINGLE-GAME HIGHS: RUSHING/RECEIVING

Rush Attempts 5 at New York Jets, Dec 05, 2016
Rushing Yards 11 at New York Jets, Dec 05, 2016
Longest Runs 11 at New York Jets, Dec 05, 2016
Receptions 7 at Jacksonville Jaguars, Oct 02, 2016
Receiving Yards 33 at Jacksonville Jaguars, Oct 02, 2016
Longest Receptions 14 vs. Los Angeles Chargers, Sep 25, 2016
 ...1 more at 14.

All-purpose yards 68 at Jacksonville Jaguars, Dec 03, 2017
Kickoff Returns 3 at Jacksonville Jaguars, Dec 03, 2017
Kickoff Return Yards 52 at Jacksonville Jaguars, Dec 03, 2017
Longest Kickoff Return 24 vs. Pittsburgh Steelers, Nov 24, 2016
Punt Returns 1 vs. Kansas City Chiefs, Oct 30, 2016
Special Teams Tackles 1 vs. Houston Texans, Dec 11, 2016
 ...3 more at 1.

2017 GAME-BY-GAME REGULAR SEASON STATISTICS (COLTS)

			RUSHING				RECEIVING						
W	DATE	OPPONENT	P/S	ATT	YDS	LG	TD	NO	YDS	LG	TD	W/L	SCORE
01	09/10	at Rams					NOT ON ROSTER					L	9-46
02	09/17	CARDINALS					NOT ON ROSTER					L	13-16+
03	09/24	BROWNS					NOT ON ROSTER					W	31-28
04	10/01	at Seahawks					NOT ON ROSTER					L	18-46
05	10/08	49ERS					NOT ON ROSTER					W	26-23+
06	10/16	at Titans					NOT ON ROSTER					L	22-36
07	10/22	JAGUARS	P	1	5	5	0	0	0	0	0	L	0-27
08	10/29	at Bengals	P	0	0	0	0	0	0	0	0	L	23-24
09	11/05	at Texans	P	0	0	0	0	0	0	0	0	W	20-14
10	11/12	STEELERS	P	0	0	0	0	0	0	0	0	L	17-20
12	11/26	TITANS	P	0	0	0	0	0	0	0	0	L	16-20
13	12/03	at Jaguars	P	0	0	0	0	3	16	8	0	L	10-30
14	12/10	at Bills	P	0	0	0	0	0	0	0	0	L	7-13+
15	12/14	BRONCOS	P	0	0	0	0	0	0	0	0	L	13-25
16	12/23	at Ravens	P	0	0	0	0	0	0	0	0	L	16-23
17	12/31	TEXANS	P	0	0	0	0	0	0	0	0	W	22-13
2017 TOTALS			10-0	1	5	5	0	3	16	8	0	4-12	

+ - Overtime

PRACTICE SQUAD BIOS

2018 GAME-BY-GAME REGULAR SEASON STATISTICS (COLTS/TEXANS)

W	DATE	OPPONENT	P/S	RUSHING				RECEIVING				TD	W/L	SCORE
				ATT	YDS	LG	TD	NO	YDS	LG	TD			
01	09/09	BENGALS											L	23-34
02	09/16	at Redskins											W	21-9
07	10/21	at Jaguars											W	20-7
2018 TOTALS				0-0	0	0	0	0	0	0	0	0	2-1	

PRACTICE SQUAD BIOS



KYLE FULLER

CENTER/GUARD

6-5 | 320 | BAYLOR

HOMETOWN: WYLIE, TEXAS | AGE: 24

2ND NFL SEASON | 2ND WITH TEXANS | ACQUIRED: D7-'17

CAREER GP/GS: 9/2

TEAMS: HOU 2017-18



61

TRANSACTIONS: Selected by the Houston Texans with the 25th pick in the seventh round (243rd overall) of the 2017 NFL Draft...Waived by the Texans on Sept. 1, 2018...Signed to the Texans practice squad on Sept. 2, 2018.

2017 (Houston 9/2):

- ✦ Played and started his first career game at tackle at Cincinnati (9/14)
- ✦ Appeared in relief duty vs. Tennessee (10/1) and paved the way for a 173-yard rushing performance, 445 yards of total offense, six offensive touchdowns and a franchise-record 57 points
- ✦ Appeared primarily on special teams vs. Kansas City (10/8)
- ✦ Contributed on the special teams units vs. Arizona (11/19)
- ✦ Appeared on offense and special teams and helped block for a season-high 176 rushing yards vs. Pittsburgh (12/25)
- ✦ Started his second career game as an extra tackle at Indianapolis (12/31)

COLLEGE:

- ✦ Played four seasons (2013-16) at Baylor University in Waco, Texas after redshirting the 2012 campaign
- ✦ Three-year starting All-Big 12 center who appeared in 52 career games and made 39 career starts
- ✦ Anchored the offensive line for nation's most productive offense in 2014-15
- ✦ Key cog in paving the way for BU's rushing attack that led the Big 12 in 2015 and 2016, while helping the Bears rank fourth or better in sacks allowed in the conference over his final three years
- ✦ Named "Best Offensive Lineman" in state by Dave Campbell's Texas Football
- ✦ Two-time Big 12 Commissioner's Honor Roll selection
- ✦ Started all 13 games at center as senior in 2016, earning All-Big 12 honors

- ✦ Named first team All-Big 12 by league coaches, Phil Steele and Athlon in 2016
- ✦ Starting center in all 13 games as junior in 2015, earning All-Big 12 honors for a second-consecutive season
- ✦ Anchored an offensive line that blocked for the nation's No. 2-ranked rushing offense (326.7 avg.) and led the Big 12 in fewest sacks allowed in 2015
- ✦ Named second-team All-Big 12 by Associated Press, league coaches, *San Antonio-Express News* and *Waco Tribune-Herald* as a junior
- ✦ Started at center in all 13 games as sophomore for the Big 12 champions in 2014
- ✦ Earned 2014 All-Big 12 honorable mention from league coaches
- ✦ Appeared in all 13 games as special teamer and reserve offensive lineman as redshirt freshman in 2013
- ✦ Redshirted the 2012 season

PERSONAL:

- ✦ Attended Wylie (Texas) High School
- ✦ Played for head coach Bill Howard at WHS
- ✦ National position rankings among offensive linemen: No. 37 by ESPN.com, No. 44 by Rivals.com, No. 53 by Scout.com, No. 57 by 247Sports.com
- ✦ Ranked among top 100 overall prospects in Texas by ESPN.com (50th), SuperPrep's Texas 121 (50th), Lone Star Recruiting Top 100 (52nd), Rivals.com Texas Postseason Top 100 (55th), 247Sports.com (95th), Houston Chronicle Texas Top 100, Lubbock Avalanche-Journal Top 100, Waco Tribune-Herald Top 100
- ✦ Rated No. 9 offensive lineman in state by 2011 Postseason Dave Campbell's Texas Football
- ✦ Earned 2011 first-team all-district 10-4A honors
- ✦ Son of Larry and Audrey Fuller
- ✦ Graduated from Baylor in May 2016 with a degree in communication studies

KYLE FULLER - NFL REGULAR SEASON STATISTICS

DATE TEAM GP GS

2017 Texans 9 2

2018 Texans 0 0

NFL TOTALS 9 2


PRACTICE SQUAD BIOS

2018 GAME-BY-GAME REGULAR SEASON STATISTICS (TEXANS)

W	DATE	OPPONENT	P/S		W/L	SCORE
01	09/09	at Patriots		PRACTICE SQUAD	L	20-27
02	09/16	at Titans		PRACTICE SQUAD	L	17-20
03	09/23	GIANTS		PRACTICE SQUAD	L	22-27
04	09/30	at Colts		PRACTICE SQUAD	W	37-34+
05	10/07	COWBOYS		PRACTICE SQUAD	W	19-16+
06	10/14	BILLS		PRACTICE SQUAD	W	20-13
07	10/21	at Jaguars		PRACTICE SQUAD	W	20-7
2018 TOTALS		0-0			4-3	

+ - Overtime

PRACTICE SQUAD BIOS



CYRIL GRAYSON JR.

WIDE RECEIVER

5-9 | 185 | LSU

HOMETOWN: KENNER, LA. | AGE: 24

ROOKIE | 1ST WITH TEXANS | ACQUIRED: FA-'18

CAREER GP/GS: 0/0

TEAMS: SEA 2017-18; HOU 2018



11

TRANSACTIONS: Originally signed by the Seattle Seahawks as a free agent on April 11, 2017...Waived by the Seahawks on Sept. 2, 2017...Signed to the Seahawks practice squad on Sept. 3, 2017...Released from the Seahawks practice squad on Sept. 8, 2017...Signed to the Indianapolis Colts practice squad on Sept. 19, 2017...Released from the Colts practice squad on Oct. 17, 2017...Signed to the Seahawks practice squad on Dec. 5, 2017...Signed by the Seahawks on Jan. 2, 2018...Released by the Seahawks on Sept. 1, 2018...Signed to the Houston Texans practice squad on Oct. 2, 2018.

2017 (Indianapolis, Seattle 0/0):

- Participated in the offseason program, training camp and the preseason with the Seahawks
- Spent Weeks 3-6 on the Colts practice squad
- Joined the Seahawks practice squad for Weeks 14-17

COLLEGE:

- Competed on the track and field team (2013-16) at Louisiana State University in Baton Rouge, La.
- One of the most decorated relay runners in the history of the LSU

track and field program

- Ended his career as a four-time NCAA champion and seven-time All-American between the indoor and outdoor seasons from 2013-16
- Ran on four of the 10 fastest outdoor mile relay teams in school history, including second-fastest at 3 minutes, 0.38 seconds
- A member of two NCAA Indoor Champion relay teams in 2014 and 2016 and back-to-back NCAA Outdoor Champion relay teams in 2015 and 2016
- Ran personal bests of 46.51 indoors and 45.91 outdoors in the 400 meters during his collegiate career

PERSONAL:

- Attended Rummel High School in Kenner, La.
- Prior to joining the Seahawks in 2017, had last played football as a senior at Rummel High School
- Caught 28 passes for 731 yards and eight touchdowns as a senior in 2012
- Majored in kinesiology with a concentration in human movement at LSU

CYRIL GRAYSON JR. - NFL REGULAR SEASON STATISTICS

DATE TEAM	GP GS	RECEIVING						RUSHING				
		NO.	YDS	AVG	LG	TD		NO.	YDS.	AVG.	LG	TD
2017 Seahawks	0 0	0	0	0.0	0	0		0	0	0.0	0	0
2018 Seahawks	0 0	0	0	0.0	0	0		0	0	0.0	0	0
2018 Texans	0 0	0	0	0.0	0	0		0	0	0.0	0	0
NFL TOTALS	0 0	0	0	0.0	0	0		0	0	0.0	0	0

CYRIL GRAYSON JR. - NFL REGULAR SEASON RETURN STATISTICS

DATE TEAM	RET.	KICKOFF RETURNS					PUNT RETURNS					
		YDS.	AVG.	LG	TD		NO.	FC	YDS	AVG	LG	TD
2017 Seahawks	0	0	0.0	0	0		0	0	0	0.0	0	0
2018 Seahawks	0	0	0.0	0	0		0	0	0	0.0	0	0
2018 Texans	0	0	0.0	0	0		0	0	0	0.0	0	0
NFL TOTALS	0	0	0.0	0	0		0	0	0	0.0	0	0

PRACTICE SQUAD BIOS

2017 GAME-BY-GAME REGULAR SEASON STATISTICS (SEAHAWKS)


W	DATE	OPPONENT	P/S	RECEIVING				RUSHING				TD	W/L	SCORE
				NO	YDS	LG	TD	ATT	YDS	LG	TD			
01	09/10	at Packers											L	9-17
03	09/24	at Titans											L	27-33
04	10/01	COLTS											W	46-18
07	10/22	at Giants											W	24-7
08	10/29	TEXANS											W	41-38
09	11/05	REDSKINS											L	14-17
10	11/09	at Cardinals											W	22-16
11	11/20	FALCONS											L	31-34
12	11/26	at 49ers											W	24-13
13	12/03	EAGLES											W	24-10
14	12/10	at Jaguars											L	24-30
15	12/17	RAMS											L	7-42
16	12/24	at Cowboys											W	21-12
17	12/31	CARDINALS											L	24-26
2017 TOTALS			0-0	0	0	0	0	0	0	0	0	0	7-7	

2018 GAME-BY-GAME REGULAR SEASON STATISTICS (SEAHAWKS/TEXANS)

W	DATE	OPPONENT	P/S	RECEIVING				RUSHING				TD	W/L	SCORE
				NO	YDS	LG	TD	ATT	YDS	LG	TD			
01	09/09	at Broncos											L	24-27
02	09/17	at Bears											L	17-24
03	09/23	COWBOYS											W	24-13
04	09/30	at Cardinals											W	20-17
Went from Seahawks to Texans .														
05	10/07	COWBOYS											W	19-16+
06	10/14	BILLS											W	20-13
07	10/21	at Jaguars											W	20-7
2018 TOTALS			0-0	0	0	0	0	0	0	0	0	0	5-2	

+ - Overtime

PRACTICE SQUAD BIOS



RODERICK JOHNSON

TACKLE

6-6 | 306 | FLORIDA STATE

HOMETOWN: FLORISSANT, MO. | AGE: 22

2ND NFL SEASON | 1ST WITH TEXANS | ACQUIRED: W-'18 (CLE)

CAREER GP/GS: 0/0

TEAMS: CLE 2017; HOU 2018



63

TRANSACTIONS: Selected by the Cleveland Browns with the 16th pick in the fifth round (160th overall) of the 2017 NFL Draft...Waived by the Browns on June 19, 2018...Claimed off waivers by the Houston Texans on June 20, 2018...Waived by the Texans on Sept. 1, 2018...Signed to the Texans practice squad on Sept. 2, 2018...Signed to the Texans active roster on Sept. 12, 2018.

2018 (Houston 0/0):

- ✦ Elevated to the after roster following Week 1
- ✦ Inactive Weeks 2-4

2017 (Cleveland 0/0):

- ✦ Placed on the Reserve/Injured list on Sept. 4

COLLEGE:

- ✦ Played three seasons (2014-16) at Florida State University in Tallahassee, Fla.
- ✦ Two-time Jacobs Blocking Trophy recipient, awarded to the ACC's best blocker
- ✦ Earned All-America and first-team All-ACC recognition in 2015 and 2016
- ✦ Made 31 consecutive starts, blocking for Florida State's all-time leading rusher Dalvin Cook and a ground attack that averaged 206.8 yards per game in 2016
- ✦ One of two offensive linemen to start every game in 2015 (all at

left tackle)

- ✦ Earned first-team All-ACC honors in 2015 by the media and coaches
- ✦ Paved the way for Cook to set a single-season school record with 1,691 rushing yards, including nine 100-yard rushing games
- ✦ Appeared in eight contests (five starts) as a freshman in 2014, en route to being named a freshman All-American
- ✦ Majored in social sciences

PERSONAL:

- ✦ Four-star recruit from Hazelwood Central High School in Florissant, Mo.
- ✦ Earned Missouri Class 6A first-team all-state honors
- ✦ Two-time first-team All-Metro selection
- ✦ Helped his team to a 12-1 record, a Suburban North Conference Championship and an appearance in the Missouri 6A state semifinals as a senior
- ✦ Led an offensive line that blocked for 3,088 rushing yards (237.5 yards per game)
- ✦ Earned the STL Football U Junior National Elite award
- ✦ Given name is Roderick Tyler Johnson, but preferred name is Rod
- ✦ Interested in social science and computer programming
- ✦ Lists the Pentagon as his desired workplace if not pursuing his football career

2018 GAME-BY-GAME REGULAR SEASON STATISTICS (TEXANS)

W	DATE	OPPONENT	P/S		W/L	SCORE
01	09/09	at Patriots		PRACTICE SQUAD	L	20-27
02	09/16	at Titans		INACTIVE	L	17-20
03	09/23	GIANTS		INACTIVE	L	22-27
04	09/30	at Colts		INACTIVE	W	37-34+
05	10/07	COWBOYS		PRACTICE SQUAD	W	19-16+
06	10/14	BILLS		PRACTICE SQUAD	W	20-13
07	10/21	at Jaguars		PRACTICE SQUAD	W	20-7
2018 TOTALS		0-0			4-3	

+ - Overtime

PRACTICE SQUAD BIOS



CHAD SLADE

GUARD/TACKLE

6-5 | 321 | AUBURN

HOMETOWN: MOODY, ALA. | AGE: 26

2ND NFL SEASON | 2ND WITH TEXANS | ACQUIRED: CFA-'15

CAREER GP/GS: 5/3

TEAMS: HOU 2015-18



62

TRANSACTIONS: Signed by the Houston Texans as a college free agent on May 8, 2015...Waived by the Texans on Sept. 3, 2016...Signed to the Texans practice squad on Sept. 4, 2016...Signed by the Texans on Jan. 16, 2017...Waived by the Texans on Sept. 2, 2017...Signed to the Texans practice squad on Sept. 3, 2017...Signed to the Texans active roster on Nov. 29, 2017...Waived by the Texans on Sept. 1, 2018...Signed to the Texans practice squad on Sept. 2, 2018.

2017 (Houston 5/3):

- ✦ Made NFL debut and contributed on the offensive line and special teams at Tennessee (12/3)
- ✦ Logged first career start and contributed on special teams vs. San Francisco (12/10)
- ✦ Started at right guard and helped pave the way for a season-most 176 rushing yards vs. Pittsburgh (12/25)
- ✦ Started his third career game at Indianapolis (12/31)

2016 (Houston 0/0, 0/0):

- ✦ Spent the entire season on the Texans practice squad

2015 (Houston 0/0, 0/0):

- ✦ Placed on the Reserve/Injured list on Sept. 1 and missed the entire season

COLLEGE:

- ✦ Played four seasons (2011-14) at Auburn (Ala.) University after redshirting the Tigers' 2010 BCS National Championship campaign
- ✦ Four-year starter on the offensive line for the Tigers
- ✦ 49 career starts, second most among SEC offensive linemen, and fourth-most in Auburn history
- ✦ Started 14 games at both guard spots in 2014
- ✦ Preseason All-SEC second team (CFB Matrix); third team (SEC media, Athlon); fourth team (Phil Steele) in 2014
- ✦ Accepted invitation to NFLPA Collegiate Bowl
- ✦ Returning starter for all 13 games at right offensive guard for the SEC Champions in 2013
- ✦ Started 12 games at right guard and left tackle in 2012
- ✦ Played in 13 games with 10 starts in 2011 as a redshirt freshman

PERSONAL:

- ✦ High School Coach: Brandon Wiley
- ✦ No. 59-ranked offensive guard by ESPN.com/Scouts Inc.
- ✦ No. 62-rated offensive guard by Scout.com
- ✦ Ranked as the No. 34 player in Alabama by SuperPrep
- ✦ Named to the All-Southeast Region team by PrepStar
- ✦ No. 38 prospect in Alabama by the *Tuscaloosa News*
- ✦ Son of Joseph and Nikki Shorter
- ✦ Majored in Sociology
- ✦ Received bachelor's degree in August, 2014

CHAD SLADE - NFL REGULAR SEASON STATISTICS

DATE	TEAM	GP	GS
2015	Texans	0	0
2016	Texans	0	0
2017	Texans	5	3
2018	Texans	0	0
NFL TOTALS		5	3

PRACTICE SQUAD BIOS

2018 GAME-BY-GAME REGULAR SEASON STATISTICS (TEXANS)

W	DATE	OPPONENT	P/S		W/L	SCORE
01	09/09	at Patriots		PRACTICE SQUAD	L	20-27
02	09/16	at Titans		PRACTICE SQUAD	L	17-20
03	09/23	GIANTS		PRACTICE SQUAD	L	22-27
04	09/30	at Colts		PRACTICE SQUAD	W	37-34+
05	10/07	COWBOYS		PRACTICE SQUAD	W	19-16+
06	10/14	BILLS		PRACTICE SQUAD	W	20-13
07	10/21	at Jaguars		PRACTICE SQUAD	W	20-7
2018 TOTALS		0-0			4-3	

+ - Overtime



JESTER WEAH

WIDE RECEIVER

6-3 | 209 | PITTSBURGH

HOMETOWN: MADISON, WIS. | AGE: 23

ROOKIE | 1ST WITH TEXANS | ACQUIRED: CFA-'18

CAREER GP/GS: 0/0

TEAMS: HOU 2018



86

TRANSACTIONS: Signed by the Houston Texans as a college free agent on May 11, 2018...Waived by the Texans on Sept. 1, 2018...Signed to the Texans practice squad on Sept. 2, 2018...Placed on the Texans practice squad Reserve/Injured list on Oct. 2, 2018.

CAREER AT PITTSBURGH:

- ✦ Played four seasons (2014-17) at the University of Pittsburgh (Pa.) after redshirting the 2013 campaign
- ✦ Caught 77 passes for 1,570 yards and 14 touchdowns in 42 career games played for the Panthers
- ✦ Led the ACC in yards per catch (24.2) and ranked second nationally as a junior in 2016

2017 (Pittsburgh):

- ✦ Voted team captain by teammates
- ✦ Compiled 41 receptions for 698 yards (17.0 avg.) and four touchdowns in 12 games (11 starts)
- ✦ Led team in receiving yards and touchdown catches
- ✦ Sparked Pitt's 42-10 victory over Rice (9/30) with a season-high 137 receiving yards on five catches (27.4 avg.)
- ✦ Had six catches for 80 yards in the 24-14 win over No. 2 Miami (Fla.) (11/24)
- ✦ Selected to play in the 2018 East-West Shrine Game

2016 (Pittsburgh):

- ✦ Played in 13 games, starting seven
- ✦ Led Pitt in receptions (36), receiving yards (870) and touchdown receptions (10)
- ✦ Averaged 24.2 yards per catch, which led the ACC and ranked second nationally
- ✦ His 10 touchdown catches ranked third in the ACC and 28th nationally
- ✦ Compiled a career-high 176 yards and a touchdown on seven catches vs. Marshall (10/1)
- ✦ Recorded 115 yards receiving at Miami (Fla.) (11/5) and had a career-long 75-yard touchdown
- ✦ Had four receptions for 99 yards and two touchdowns vs. Syracuse (11/26) in a 76-61 win

2015 (Pittsburgh):

- ✦ Played in nine games as a reserve receiver to earn his second letter

2014 (Pittsburgh):

- ✦ Played in eight games as a reserve receiver in his first active season

2013 (Pittsburgh):

- ✦ Redshirted

PERSONAL:

- ✦ Son of Ester Garwo and James Weah
- ✦ Uncle, George Weah, is a former FIFA World Player of the Year and was elected president of Liberia in 2017
- ✦ Rated the No. 2 wide receiver in Wisconsin by Rivals and Scout after averaging 20 yards per catch over his final two seasons at Madison Memorial High School
- ✦ Compiled 71 receptions for 1,436 yards (20.2 avg.) and 13 touchdowns over his junior and senior years
- ✦ Enjoyed a prolific and decorated prep career despite not playing organized football until his sophomore season
- ✦ Selected all-state by the Wisconsin Football Coaches Association (WFC) and Associated Press as a senior after catching 38 passes for 799 yards (21.0 avg.) and eight touchdowns
- ✦ First team All-Big Eight Conference
- ✦ Rated the No. 13 overall prospect in Wisconsin by Rivals and Scout
- ✦ Played under Coach Mike Galindo
- ✦ Also a standout in basketball and track
- ✦ Helped basketball team to the Wisconsin Interscholastic Athletic Association Division 1 (largest classification) state title his sophomore year
- ✦ First-team All-Big Eight and Wisconsin State Journal All-Area after averaging nearly 12 points and six rebounds as a senior
- ✦ State sprint champion in the indoor 55-meters (6.39) and outdoor 100- (10.70) and 200-meters (21.73)

PRACTICE SQUAD BIOS

2018 GAME-BY-GAME REGULAR SEASON STATISTICS (TEXANS)

W	DATE	OPPONENT	P/S	RECEIVING				ATT	RUSHING			TD	W/L	SCORE
				NO	YDS	LG	TD		YDS	LG	TD			
01	09/09	at Patriots											L	20-27
02	09/16	at Titans											L	17-20
03	09/23	GIANTS											L	22-27
04	09/30	at Colts											W	37-34+
05	10/07	COWBOYS											W	19-16+
06	10/14	BILLS											W	20-13
07	10/21	at Jaguars											W	20-7
2018 TOTALS			0-0	0	0	0	0	0	0	0	0	0	4-3	

+ - Overtime

PRACTICE SQUAD BIOS



ISAAC WHITNEY

WIDE RECEIVER

6-2 | 204 | SOUTHERN CALIFORNIA

HOMETOWN: MOORE, OKLA. | AGE: 24

1ST NFL SEASON | 1ST WITH TEXANS | ACQUIRED: FA-'18

CAREER GP/GS: 2/0

TEAMS: OAK 2017; HOU 2018



19

TRANSACTIONS: Signed by the Oakland Raiders as a college free agent on May 5, 2017...Waived by the Raiders on Sept. 2, 2017...Signed to the Raiders practice squad on Sept. 3, 2017...Signed to the Raiders active roster on Nov. 29, 2017...Waived by the Raiders on Sept. 1, 2018...Signed to the Houston Texans practice squad on Sept. 18, 2018.

2018 (Houston 0/0):

- Spent the offseason, training camp and the preseason with the Raiders
- Signed to the Texans practice squad on Sept. 18

2017 (Oakland 2/0):

- Spent Weeks 1-12 on the Raiders practice squad
- Made his NFL debut and contributed as a reserve wide receiver and appeared on special teams vs. the New York Giants (12/3)
- Inactive Week 14 at Kansas City (12/10)
- Contributed on offense and special teams vs. Dallas (12/17)
- Inactive Weeks 16-17

COLLEGE:

- Played two seasons (2015-16) at the University of Southern California in Los Angeles after playing one season at Riverside (Calif.) Community College in 2014 and one season at Central Oklahoma in Edmond, Okla. in 2013
- Redshirted the 2012 season at Central Oklahoma

- Recorded three receptions for 32 yards (10.7 avg.) for the Trojans as a senior in 2016
- Ran track, running the second leg on the 400-meter relay team and helping the team to a second place finish at the Pac-12 Championships as a senior
- Tallied eight receptions for 112 yards (14.0 avg.) and two touchdowns in five games as a junior in 2015
- Earned 2014 Prep State JUCO All-America honors and was named to the All-Southern California Football Association National Division Central League second team as a sophomore at Riverside (Calif.) Community College
- Hauled in 49 passes for 809 yards (16.5 avg.) and four touchdowns in 2014
- Registered 11 receptions for 100 yards (9.1 avg.), one special teams tackle and one fumble recovery as a redshirt freshman at Central Oklahoma in 2013

PERSONAL:

- Attended Southmoore High School in Moore, Okla.
- Earned Prep Star All-Midlands Region and All-District 6A-3 honors as a senior wide receiver and defensive back in 2011
- Caught 25 passes for 415 yards (16.6 avg.) and seven touchdowns
- Ran track for Southmoore
- Majored in sociology at Southern California

ISAAC WHITNEY - NFL REGULAR SEASON STATISTICS

DATE TEAM	GP GS	RECEIVING						RUSHING				
		NO.	YDS	AVG	LG	TD		NO.	YDS.	AVG.	LG	TD
2017 Raiders	2 0	0	0	0.0	0	0		0	0	0.0	0	0
2018 Texans	0 0	0	0	0.0	0	0		0	0	0.0	0	0
NFL TOTALS	2 0	0	0	0.0	0	0		0	0	0.0	0	0

PRACTICE SQUAD BIOS

2018 GAME-BY-GAME REGULAR SEASON STATISTICS (TEXANS)

W	DATE	OPPONENT	P/S	RECEIVING				ATT	RUSHING			TD	W/L	SCORE
				NO	YDS	LG	TD		YDS	LG	TD			
01	09/09	at Patriots											L	20-27
02	09/16	at Titans											L	17-20
03	09/23	GIANTS											L	22-27
04	09/30	at Colts											W	37-34+
05	10/07	COWBOYS											W	19-16+
06	10/14	BILLS											W	20-13
07	10/21	at Jaguars											W	20-7
2018 TOTALS			0-0	0	0	0	0	0	0	0	0	0	4-3	

+ - Overtime



DYLAN COLE

INSIDE LINEBACKER

6-0 | 237 | MISSOURI STATE

HOMETOWN: SPRINGFIELD, MO. | AGE: 24

2ND NFL SEASON | 2ND WITH TEXANS | ACQUIRED: CFA-'17

2018 GP/GS: 3/0 | CAREER GP/GS: 15/1

TEAMS: HOU 2017-18



51

TRANSACTIONS: Signed by the Houston Texans as a college free agent on May 12, 2017.

2018 (Houston 3/0):

- ✦ Tallied five solo tackles and one pass defended at New England (9/9)
- ✦ Notched three solo tackles at Tennessee (9/16)
- ✦ Recorded one solo stop vs. the N.Y. Giants (9/23)
- ✦ Placed on the Reserve/Injured list on Sept. 25

2017 (Houston 12/1):

- ✦ Recorded 25 total tackles (10 solo), four tackles for loss, three passes defended, two interceptions, two quarterback hits and 1.0 sack in 12 games as a rookie
- ✦ Became the first rookie to record an interception for a touchdown in franchise history and first Texans player with a pick-six since CB Kareem Jackson in Week 10 of 2016
- ✦ Was also the only college free agent in the NFL with a pick-six in 2017 and the first rookie college free agent linebacker with an interception returned for a touchdown since Chase Blackburn did it for the Giants in Week 16 of the 2005 season
- ✦ Made his NFL debut and recorded one quarterback hit vs. Jacksonville (9/10)
- ✦ Received extensive action at inside linebacker and notched his first three career tackles at Cincinnati (9/14)
- ✦ Became the first rookie in NFL history to record at least five total tackles, one sack and one interception returned for a touchdown vs. Tennessee (10/1)
- ✦ Started his first career game and totaled five tackles and one tackle for loss vs. Kansas City (10/8)
- ✦ Registered one tackle for loss and recorded his second interception of the season vs. Cleveland (10/15)
- ✦ Returned to action and produced a defensive and special teams tackle at Baltimore (11/27)
- ✦ Produced one special teams tackle vs. San Francisco (12/10)
- ✦ Finished with one solo tackle and one special teams tackle at Jacksonville (12/17)
- ✦ Tied a career best with five total tackles and notched his third pass defended of the season vs. Pittsburgh (12/25)
- ✦ Recorded three total tackles and one tackle for loss at Indianapolis (12/31)

COLLEGE:

- ✦ Played four seasons (2013-16) at Missouri State University in Springfield, Mo. after redshirting the 2012 campaign
- ✦ Finished his Bears career with 457 tackles (third-most in MSU history), 40.5 tackles for loss, 21 passes defended, 5.0 sacks, five interceptions and three forced fumble and two fumble recoveries in 46 career games (all starts)
- ✦ Racked up 22 double-figure tackle games, including 15 in a row to end his career
- ✦ Credited with 142 total tackles, 8.0 tackles for loss, six passes defended, three forced fumbles and two interceptions in 11 games as a senior in 2016
- ✦ Earned NCAA Division I FCS Consensus All-America honors as one of the nation's top linebackers his senior year
- ✦ Led all FCS players in total tackles per game (12.9) and was second nationally in solo tackles per game (7.7)
- ✦ Finalist for Buck Buchanan Award as top defensive player in DI FCS football (finished third) First-team All-America selection by Associated Press, AFCA, Walter Camp Football Foundation, STATS Inc., HERO Sports, and FCS ADA
- ✦ Earned All-MVFC First-Team honors and led the conference with 152 total tackles as a junior in 2015
- ✦ Started all 12 games as a sophomore in 2014 and earned All-MVFC honorable mention honors
- ✦ Started all 12 games at Sam linebacker as a redshirt freshman in 2013
- ✦ Was MSU's only freshman player on the MVFC All-Newcomer Team
- ✦ Redshirted the 2012 season and earned MSU Defensive Scout Team Player of the Year by the coaches

PERSONAL:

- ✦ Attended Logan-Rogersville (Mo.) High School
- ✦ A Missouri Class 3 consensus all-state running back after compiling 2,002 rushing yards on 225 carries for 33 touchdowns for the state champions in 2011
- ✦ Registered 102 total tackles, seven for loss and a pair of interceptions as a senior at linebacker
- ✦ Named MHSFCA Offensive Player of the Year in 2011 as well as Central Ozarks Co-Offensive Player of the Year and SWMFCA Offensive Player of the Year
- ✦ Son of Tacoma Bailey and Traci Cole of Rogersville, Mo.
- ✦ Has three siblings: Devon, Daelyn and Danae

RESERVE / INJURED BIOS

SINGLE-GAME HIGHS: DEFENSIVE

Total Tackles 5 at New England Patriots, Sep 09, 2018
...3 more at 5.

Sacks 1.0 vs. Tennessee Titans, Oct 01, 2017

Passes Defensed 1 at New England Patriots, Sep 09, 2018
...3 more at 1.

Tackles For Loss 1 at Indianapolis Colts, Dec 31, 2017
...3 more at 1.

Interceptions 1 vs. Cleveland Browns, Oct 15, 2017
...1 more at 1.

Interception Return Yards 25 vs. Tennessee Titans, Oct 01, 2017

Special Teams Tackles 2 at Cincinnati Bengals, Sep 14, 2017

2018 GAME-BY-GAME REGULAR SEASON STATISTICS (TEXANS)

				TACKLES							INTERCEPTIONS					FUMBLES			ST					MISC				
W	DATE	OPPONENT		TK	S	A	SK	YDS	TFL	YDS	QBH	NO	YDS	LG	TD	PD	FF	FR	YDS	TK	S	A	FF	FR	S	A	W/L	SCORE
01	09/09	at Patriots	P	5	5	0	0.0	0.0	0	0	0	0	0	0	0	1	0	0	0	0	0	0	0	0	0	0	L	20-27
02	09/16	at Titans	P	3	3	0	0.0	0.0	0	0	0	0	0	0	0	0	0	0	0	0	0	0	0	0	0	L	17-20	
03	09/23	GIANTS	P	1	1	0	0.0	0.0	0	0	0	0	0	0	0	0	0	0	0	0	0	0	0	0	0	L	22-27	
04	09/30	at Colts		RESERVE/INJURED																						W	37-34+	
05	10/07	COWBOYS		RESERVE/INJURED																						W	19-16+	
06	10/14	BILLS		RESERVE/INJURED																						W	20-13	
07	10/21	at Jaguars		RESERVE/INJURED																						W	20-7	
2018 TOTALS			3-0	9	9	0	0.0	0.0	0	0	0	0	0	0	0	1	0	0	0	0	0	0	0	0	0	0	4-3	

+ - Overtime



BRUCE ELLINGTON

WIDE RECEIVER

5-9 | 195 | SOUTH CAROLINA

HOMETOWN: MONCK'S CORNER, S.C. | AGE: 27

5TH NFL SEASON | 2ND WITH TEXANS | ACQUIRED: FA-'17

2018 GP/GS: 3/1 | CAREER GP/GS: 40/7

TEAMS: SF 2014-15; HOU 2017-18



12

TRANSACTIONS: Selected by the San Francisco 49ers with the sixth pick in the fourth round (106th overall) of the 2014 NFL Draft...Waived by the 49ers on Aug. 3, 2017...Claimed off waivers by the New York Jets on Aug. 4, 2017...Waived by the Jets on Aug. 7, 2017...Signed by the Houston Texans on Aug. 11, 2017.

2018 (Houston 3/1):

- ✦ Hauled in four passes for 37 yards (9.3 avg.), including a five-yard touchdown from QB Deshaun Watson late in the fourth quarter to bring the Texans within one score at New England (9/9)
- ✦ Caught three passes for 45 yards (15.0 avg.) at Tennessee (9/16)
- ✦ Recorded one reception for 10 yards vs. the N.Y. Giants (9/23)
- ✦ Placed on the Reserve/Injured list on Sept. 25

2017 (Houston 11/6):

- ✦ Set single-season career highs in receptions (29), receiving yards (330) and tied his career high in touchdowns (two) in 11 games
- ✦ Started his first career game and caught four passes for 59 yards with a 29-yard touchdown reception at New England (9/24)
- ✦ Started his second consecutive game and caught three passes for 44 yards, including a season-long 35-yard gain, and added one rush for 13 yards, totaling 57 yards of offense vs. Tennessee (10/1)
- ✦ Started his third-consecutive game and hauled in two passes for 30 yards vs. Kansas City (10/8)
- ✦ Totaled three receptions for 22 yards vs. Indianapolis (11/5)
- ✦ Notched four receptions for 41 yards and one touchdown at the Los Angeles Rams (11/12)
- ✦ Produced career highs in both receptions (six) and receiving yards (63) while adding five rushing yards and nine punt return yards vs. Arizona (11/19)

2016 (San Francisco 0/0):

- ✦ Placed on the Reserve/Injured list on Aug. 30

2015 (San Francisco 13/0):

- ✦ Appeared in 13 games and caught 13 passes for 153 yards on the season
- ✦ Notched season-totals of 19 punt returns for 137 yards and had 26 kickoff returns for 665 yards

- ✦ Recorded a career-long 40-yard kickoff return at Chicago (12/6)
- ✦ Ran back a punt for a career-long 36-yards at Cleveland (12/13)
- ✦ Registered 40 receiving yards at Detroit (12/27)

2014 (San Francisco 13/0):

- ✦ Played in 13 games and caught six passes for 62 yards with two touchdowns while adding six rushing attempts for 28 yards and one score on the ground
- ✦ Returned 23 punts for 188 yards and 24 kickoffs for 614 yards on the season
- ✦ Recorded his first career touchdown on a 20-yard reception at Denver (10/19)
- ✦ Produced an eight-yard touchdown reception and added a one-yard touchdown run vs. SD (12/20)

COLLEGE:

- ✦ Played three seasons (2011-13) at the University of South Carolina in Columbia, S.C.
- ✦ Recorded career statistics of 106 receptions for 1,685 yards and 16 touchdowns
- ✦ Added 43 career kickoff returns for 977 yards, averaging 22.7 yards per return
- ✦ Led the team with 49 receptions for 775 yards and eight touchdowns in 2013
- ✦ Named first-team All-SEC and was an Academic All-SEC selection as a junior
- ✦ Originally committed to South Carolina on a basketball scholarship, playing in 80 games with 66 starts while averaging 11.2 points per game over four seasons
- ✦ Started all 30 basketball games as a freshman en route to earning All-SEC Freshman Team honors
- ✦ Joined the football team prior to his sophomore year and played three seasons as both a football and basketball player

PERSONAL:

- ✦ Attended Berkeley High School in Moncks Corner, S.C.
- ✦ Led his high school to the Division II-AAAA state championship in 2009 as a quarterback, recording 191 rushing yards and four scores in the state title game win
- ✦ Consensus four-star recruit as a basketball player, ranking as the No. 56 overall prospect and the No. 12 point guard in the country by Scout.com as a senior
- ✦ Cousin of RB Andre Ellington
- ✦ Has one brother, Ashley

RESERVE / INJURED BIOS

BRUCE ELLINGTON - NFL REGULAR SEASON STATISTICS

		RECEIVING							RUSHING				
DATE	TEAM	GP	GS	NO.	YDS	AVG	LG	TD	NO.	YDS.	AVG.	LG	TD
2014	49ers	13	0	6	62	10.3	20t	2	6	28	4.7	15	1
2015	49ers	13	0	13	153	11.8	44	0	1	7	7.0	7	0
2017	Texans	11	6	29	330	11.4	35	2	3	17	5.7	13	0
2018	Texans	3	1	8	92	11.5	23	1	0	0	0.0	0	0
NFL TOTALS		40	7	56	637	11.4	44	5	10	52	5.2	15	1

BRUCE ELLINGTON - NFL REGULAR SEASON RETURN STATISTICS

		KICKOFF RETURNS					PUNT RETURNS					
DATE	TEAM	RET.	YDS.	AVG.	LG	TD	NO.	FC	YDS	AVG	LG	TD
2014	49ers	24	614	25.6	38	0	23	12	188	8.2	23	0
2015	49ers	26	665	25.6	40	0	19	17	137	7.2	36	0
2017	Texans	0	0	0.0	0	0	5	4	47	9.4	21	0
2018	Texans	0	0	0.0	0	0	0	0	0	0.0	0	0
NFL TOTALS		50	1,279	25.6	40	0	47	33	372	7.9	36	0

SINGLE-GAME HIGHS: RUSHING/RECEIVING

Rush Attempts 3 vs. Los Angeles Chargers, Dec 20, 2014
Rushing Yards 15 vs. Philadelphia Eagles, Sep 28, 2014
Longest Runs 15 vs. Philadelphia Eagles, Sep 28, 2014
Rushing TDs 1 vs. Los Angeles Chargers, Dec 20, 2014
Receptions 6 vs. Arizona Cardinals, Nov 19, 2017
Receiving Yards 63 vs. Arizona Cardinals, Nov 19, 2017
Longest Receptions 44 vs. Los Angeles Rams, Jan 03, 2016
Receiving TDs 1 at New England Patriots, Sep 09, 2018
...4 more at 1.
All-purpose yards 125 vs. Los Angeles Chargers, Dec 20, 2014

Kickoff Returns 4 at Chicago Bears, Dec 06, 2015
...3 more at 4.
Kickoff Return Yards 108 vs. Kansas City Chiefs, Oct 05, 2014
Longest Kickoff Return 40 at Chicago Bears, Dec 06, 2015
Fair Catches 5 vs. Atlanta Falcons, Nov 08, 2015
Punt Return Yards 40 vs. Cincinnati Bengals, Dec 20, 2015
Longest Punt Return 36 at Cleveland Browns, Dec 13, 2015
Punt Returns 6 vs. Cincinnati Bengals, Dec 20, 2015
Special Teams Tackles 1 vs. Atlanta Falcons, Nov 08, 2015
Most TDs 2 vs. Los Angeles Chargers, Dec 20, 2014

2018 GAME-BY-GAME REGULAR SEASON STATISTICS (TEXANS)

			RECEIVING				RUSHING				TD	W/L	SCORE
W	DATE	OPPONENT	P/S	NO	YDS	LG	TD	ATT	YDS	LG			
01	09/09	at Patriots	S	4	37	14	1	0	0	0	0	L	20-27
02	09/16	at Titans	P	3	45	23	0	0	0	0	0	L	17-20
03	09/23	GIANTS	P	1	10	10	0	0	0	0	0	L	22-27
04	09/30	at Colts										W	37-34+
05	10/07	COWBOYS										W	19-16+
06	10/14	BILLS										W	20-13
07	10/21	at Jaguars										W	20-7
2018 TOTALS			3-1	8	92	23	1	0	0	0	0	4-3	

+ - Overtime



SEANTREL HENDERSON

TACKLE

6-7 | 351 | MIAMI (FLA.)

HOMETOWN: ST. PAUL, MINN. | AGE: 26

5TH NFL SEASON | 1ST WITH TEXANS | ACQUIRED: UFA-'18 (BUF)

2018 GP/GS: 1/1 | CAREER GP/GS (POST): 35/28 (1/0)

TEAMS: BUF 2014-17; HOU 2018



76

TRANSACTIONS: Selected by the Buffalo Bills with the 22nd pick of the seventh round (237th overall) of the 2014 NFL Draft...Signed with the Houston Texans as an unrestricted free agent on March 15, 2018.

2018 (Houston 1/1):

- Started at right tackle in his Texans debut at New England (9/9) but left in the first quarter due to injury
- Placed on the Reserve/Injured list on Sept. 12

2017 (Buffalo 7/1, 1/0):

- Appeared in the final seven games of the season, starting at tackle at the Los Angeles Chargers (11/19) in Week 11
- Missed five games due to a suspension for violating the NFL's Policy and Program for Substances of Abuse
- Inactive Weeks 7-9
- Was part of an offensive unit that ranked sixth in the NFL in rushing yards per game
- Played tackle and contributed on special teams in the AFC Wild Card Playoff at Jacksonville (1/7/17)

2016 (Buffalo 1/0):

- Appeared in one game in 2016 after being diagnosed with Crohn's disease and undergoing multiple surgeries in the offseason
- Missed the first four games and the final five games of the season for violating the NFL's Policy and Program for Substances of Abuse

2015 (Buffalo 10/10):

- Started 10 games at right tackle
- Inactive at Jacksonville (10/25) in Week 7 due to injury
- Missed the final five games with an undisclosed illness, which would later be diagnosed as Crohn's disease
- Part of an offensive unit that ranked first in rushing yards per game and rushing yards per play in the NFL

2014 (Buffalo 16/16):

- Started every game at right tackle as a rookie

- Became the first seventh round draft pick to start all 16 games as a rookie since 2004 (Shane Olivea, San Diego)

COLLEGE:

- Played four seasons (2010-13) at the University of Miami (Fla.)
- Saw action in 43 games and made 26 starts in his career with the Hurricanes
- Named third team All-ACC as a senior
- Helped anchor an offensive line that paved the way for an offense that averaged 425.8 yards of total offense and 33.8 points per game in 2013
- Named to NWAA Freshman All-American Team and honored with the Newcomer of the Year award by his teammates as a freshman in 2010

PERSONAL:

- Led Cretin-Derham Hall to a 5A state championship as a senior in 2009
- Named 2009 USA TODAY High School Offensive Player of the Year, becoming first lineman to win award
- Ranked as No. 2 recruit in nation by Rivals.com and was five-star recruit
- Named Junior of the Year by Rivals.com in 2008
- Did not allow sack in 250 pass attempts senior year
- First-team EA Sports All-American in 2009
- One of two juniors to be named first-team USA TODAY All-America in 2008 and made team again in 2009
- Recognized as Minnesota Player of the Year in 2009
- Rated No. 1 offensive lineman by Rivals.com
- Named 2009 PARADE Magazine Player of the Year
- Rated No. 1 player and five-star recruit by Scout.com
- Was first-team All-Metro as senior
- Also was participant on Cretin-Durham Hall basketball and track teams
- Won shot put, discus throw and 1,500 meters in 2004 Minnesota Junior Olympics
- Son of Zora Jasper and Sean Henderson
- Has two children, Synneva and Seantrel Jr.

RESERVE / INJURED BIOS

SEANTREL HENDERSON - NFL REGULAR SEASON STATISTICS

DATE	TEAM	GP	GS
2014	Bills	16	16
2015	Bills	10	10
2016	Bills	1	0
2017	Bills	7	1
2018	Texans	1	1
NFL TOTALS		35	28

SEANTREL HENDERSON - NFL POSTSEASON STATISTICS

DATE	TEAM	GP	GS
2017	Bills	1	0
NFL TOTALS		1	0

2018 GAME-BY-GAME REGULAR SEASON STATISTICS (TEXANS)

W	DATE	OPPONENT	P/S		W/L	SCORE
01	09/09	at Patriots	S		L	20-27
02	09/16	at Titans		RESERVE/INJURED	L	17-20
03	09/23	GIANTS		RESERVE/INJURED	L	22-27
04	09/30	at Colts		RESERVE/INJURED	W	37-34+
05	10/07	COWBOYS		RESERVE/INJURED	W	19-16+
06	10/14	BILLS		RESERVE/INJURED	W	20-13
07	10/21	at Jaguars		RESERVE/INJURED	W	20-7
2018 TOTALS		1-1			4-3	

+ - Overtime

2017 GAME-BY-GAME POSTSEASON STATISTICS (BILLS)

W	DATE	OPPONENT	P/S		W/L	SCORE
01	01/07	at Jaguars	P		L	3-10
2017 TOTALS		1-0			0-1	



KEVIN JOHNSON

CORNERBACK

6-0 | 182 | WAKE FOREST

HOMETOWN: CLARKSVILLE, MD. | AGE: 26

4TH NFL SEASON | 4TH WITH TEXANS | ACQUIRED: D1-'15

2018 GP/GS: 1/1 | CAREER GP/GS (POST): 35/18 (1/1)

TEAMS: HOU 2015-18



30

TRANSACTIONS: Selected by the Houston Texans with the 16th pick in the first round (16th overall) of the 2015 NFL Draft.

2018 (Houston 1/1):

- Recorded four total tackles (one solo) at New England (9/9) before leaving the game due to injury
- Placed on the Reserve/Injured list on Sept. 11

2017 (Houston 12/4):

- Tallied 45 total tackles (35 solo), two passes defended and one tackle for loss in 12 games
- Made five total tackles in the season opener vs. Jacksonville (9/10)
- Recorded four combined stops while having three solo tackles for the second consecutive game at Cincinnati (9/14)
- Totaled five tackles and one pass defended in his return to action at Seattle (10/29)
- Tallied five solo tackles with a pass defended vs. Indianapolis (11/5)
- Recorded four tackles and one tackle for loss at the Los Angeles Rams (11/12)
- Finished with a game-high seven solo tackles in his third start of the season at Baltimore (11/27)
- Started his second straight game and totaled two tackles at Tennessee (12/3)
- Registered five total tackles with four solo tackles vs. San Francisco (12/10)

2016 (Houston 6/3, 0/0):

- Posted 21 total tackles (18 solo), three passes defended, one tackle for loss and one fumble recovery in six games played
- Made one solo tackle in the season opener vs. Chicago (9/11)
- Finished with three solo tackles, one pass defended and one fumble recovery vs. Kansas City (9/18)
- Recovered the first fumble of his career and notched a 53-yard return after S Quintin Demps forced the ball out on Chiefs RB Spencer Ware vs. Kansas City (9/18)
- Recorded one tackle and a special teams tackle at New England (9/22) in Week 3
- Made his first start of the season and notched one solo tackle and a special teams tackle vs. Tennessee (10/2) in Week 4
- Notched five tackles (four solo) and added a pass defended in his second start of the season at Minnesota (10/9) in Week 5
- Posted a career-high 10 tackles (nine solo), including his first tackle for loss of the season, and one pass defended vs. Indianapolis (10/16) in Week 6

- Placed on the Reserve/Injured list on Oct. 22

2015 (Houston 16/10, 1/1):

- Played all 16 games and made 10 starts in his rookie season
- Compiled 52 tackles (47 solo), nine passes defended, one interception and three tackles for loss
- Made his NFL debut vs. Kansas City (9/13) and made one solo tackle on defense and one special teams stop
- Recorded two solo tackles and one pass defended vs. Carolina (9/20)
- Had three tackles (two solo) and a pass defended vs. Tampa Bay (9/27)
- Tied for second on the team with five solo tackles at Atlanta (10/4)
- Registered four tackles (three solo) and one pass defended in his second-straight start of the season vs. Indianapolis (10/8)
- Recorded his first career interception in the third quarter when he picked off Titans QB Zach Mettenberger and returned it 22 yards vs. Tennessee (11/1). Tied for fourth on the team with six tackles (five solo), including his first two tackles for loss of the season
- Tied for fourth on the team with three solo tackles at Tennessee (12/27)

COLLEGE:

- Played four seasons (2010; 2012-14) at Wake Forest University in Winston-Salem, N.C.
- Redshirted the season as a member of the scout team in 2011
- Played in 47 career games for the Demon Deacons, starting the last 41 games in which he appeared
- Recorded 191 tackles (125 solo), seven interceptions, 35 pass breakups, three forced fumbles and two fumble recoveries in four seasons
- Received honorable mention All-ACC from the media and second team from the ACC coaches and second-team All-ACC by Phil Steele in 2014
- Finished his career with 35 pass breakups, the fourth-highest total in school history
- Had 43 tackles on the season and 3.5 tackles for loss as a senior in 2014
- Tied for the team lead with six pass breakups in 2014
- Played in the Senior Bowl following the season
- Named All-ACC honorable mention by the media and third team All-ACC by the ACC coaches in 2013
- Started all 12 games at cornerback, finishing with 58 tackles (39 solo), three interceptions, one forced fumble and a team-best 12 pass breakups in 2013

RESERVE / INJURED BIOS

- Ranked second in the ACC with 1.25 passes defended per game in 2013
- Played in and started all 12 games on the year, finishing with 58 tackles (34 solo), 3.5 tackles for loss, 0.5 sack, two forced fumbles and a fumble recovery in 2012
- Named honorable mention All-ACC by the coaches in 2012
- Led the team with 15 pass breakups and three interceptions in 2012
- Ranked second in the ACC in passes defended in 2012 with 18 which tied for second in school history
- Tied for eighth in the league with three interceptions in 2012
- Named the ACC Defensive Back of the Week once in 2012
- One of three true freshmen to play in 2010, appearing in 11 games with five starts
- Tallied 31 total tackles on the season, including 20 solo stops and two pass breakups in 2010

PERSONAL:

- A 2010 graduate of River Hill High School in Clarksville, Md.
- Rushed for 1,220 yards and 15 touchdowns on 137 carries as a

- senior, averaging nearly nine yards per carry
- Had 12 receptions for 251 yards and three scores
- Made 25 total tackles to go with three interceptions while being named to the all-county team
- Named first-team all-state and first team All-Met at cornerback
- Named Columbia Flier/Howard County Times Offensive Player of the Year as a senior
- Two-year starter on both sides of the ball for Coach Brian Van Deusen
- Helped the Hawks to 2A state championships in 2007 and 2008
- Team moved to Class 3A in 2009 and lost in the state semifinal, snapping a 40-game winning streak
- Had three receptions for 85 yards and three touchdowns as a junior and also recorded 50 tackles, three interceptions and scored six touchdowns
- Was part of a River Hill defense that recorded 11 shutouts in 2007, five in 2008 and five more in 2009
- The Hawks were 47-3 during his four varsity seasons
- Played in the Crab Bowl that pits the top high school players in an all-star game between Maryland's and Washington D.C.'s top players

KEVIN JOHNSON - NFL REGULAR SEASON STATISTICS

		TACKLES										INTERCEPTIONS					FUMBLES					ST				MISC	
DATE	TEAM	GP	GS	TK	S	A	TFL	YDS	SK	YDS	QBH	NO	YDS	LG	TD	PD	FF	FR	YDS	TK	S	A	FF	FR	S	A	
2015	Texans	16	10	52	47	5	3	6	0.0	0.0	0	1	22	22	0	9	0	0	0	2	1	1	0	0	0	0	
2016	Texans	6	3	21	18	3	1	1	0.0	0.0	0	0	0	0	0	3	0	1	53	4	4	0	0	0	0	0	
2017	Texans	12	4	45	35	10	1	2	0.0	0.0	0	0	0	0	0	2	0	0	0	0	0	0	0	0	0	0	
2018	Texans	1	1	4	1	3	0	0	0.0	0.0	0	0	0	0	0	0	0	0	0	0	0	0	0	0	0	0	
NFL TOTALS		35	18	122	101	21	5	9	0.0	0.0	0	1	22	22	0	14	0	1	53	6	5	1	0	0	0	0	

KEVIN JOHNSON - NFL POSTSEASON STATISTICS

NFL SEASON 1010 OVERVIEW SUMMARY																											
TACKLES										INTERCEPTIONS					FUMBLES					ST				MISC			
DATE	TEAM	GP	GS	TK	S	A	TFL	YDS	SK	YDS	QBH	NO	YDS	LG	TD	PD	FF	FR	YDS	TK	S	A	FF	FR	S	A	
2015	Texans	1	1	3	2	1	0	0	0.0	0.0	0	0	0	0	0	0	0	0	0	0	0	0	0	0	0	0	
NFL TOTALS		1	1	3	2	1	0	0	0.0	0.0	0	0	0	0	0	0	0	0	0	0	0	0	0	0	0	0	

SINGLE-GAME HIGHS: DEFENSIVE

Total Tackles 10 vs. Indianapolis Colts, Oct 16, 2016
Passes Defended 2 at Cincinnati Bengals, Nov 16, 2015
Fumble Recoveries 1 vs. Kansas City Chiefs, Sep 18, 2016
Tackles For Loss 2 vs. Tennessee Titans, Nov 01, 2015

Interceptions
Interception Return Yards
Special Teams Tackles

1 vs. Tennessee Titans, Nov 01, 2015
 22 vs. Tennessee Titans, Nov 01, 2015
 1 vs. Tennessee Titans, Oct 02, 2016
 ...5 more at 1.

SINGLE-GAME HIGHS - POSTSEASON: DEFENSIVE

Total Tackles 3 vs. Kansas City Chiefs, Jan 09, 2016

RESERVE / INJURED BIOS

2018 GAME-BY-GAME REGULAR SEASON STATISTICS (TEXANS)

				TACKLES								INTERCEPTIONS						FUMBLES			ST					MISC				
W	DATE	OPPONENT		TK	S	A	SK	YDS	TFL	YDS	QBH	NO	YDS	LG	TD	PD	FF	FR	YDS	TK	S	A	FF	FR	S	A	W/L	SCORE		
01	09/09	at Patriots	S	4	1	3	0.0	0.0	0	0	0	0	0	0	0	0	0	0	0	0	0	0	0	0	0	0	L	20-27		
02	09/16	at Titans										RESERVE/INJURED														L	17-20			
03	09/23	GIANTS										RESERVE/INJURED														L	22-27			
04	09/30	at Colts										RESERVE/INJURED														W	37-34+			
05	10/07	COWBOYS										RESERVE/INJURED														W	19-16+			
06	10/14	BILLS										RESERVE/INJURED														W	20-13			
07	10/21	at Jaguars										RESERVE/INJURED														W	20-7			
2018 TOTALS			1-1	4	1	3	0.0	0.0	0	0	0	0	0	0	0	0	0	0	0	0	0	0	0	0	0	0	4-3			

+ - Overtime



JERMAINE KELLY JR.

CORNERBACK

6-1 | 204 | SAN JOSE STATE

HOMETOWN: LOS ANGELES, CALIF. | AGE: 23

ROOKIE | 1ST WITH TEXANS | ACQUIRED: D7-'18

CAREER GP/GS: 0/0

TEAMS: HOU 2018



35

TRANSACTIONS: Selected by the Houston Texans with the fourth pick of the seventh round (222nd overall) in the 2018 NFL Draft.

2018 (Houston 0/0):

- Placed on the Reserve/Injured list on Sept. 3

CAREER AT SAN JOSE STATE:

- Played two seasons at San Jose (Calif.) State University (2016-17) after transferring from the University of Washington in Seattle, Wash.
- Sat out the 2015 season to fulfill NCAA transfer rules
- Played one season at Washington (2014) after redshirting the 2013 campaign
- Recorded 79 total tackles (68 solo), one interception and 17 passes defended in two seasons with the Spartans

2017 (San Jose State):

- Played in 13 games (12 starts)
- Led the team and was third in the Mountain West with 12 passes defended
- Tallied a single-game career-high eight total tackles vs. Fresno State (10/7)
- His 68-yard interception return for a touchdown vs. Utah State (9/23) was the longest interception return of the season by a San Jose State player

2016 (San Jose State):

- Played in all 12 games and was a starter the final five games of the season
- Credited with 26 total tackles and a fumble recovery for the season

- Recorded a single-game season-high six total tackles at Boise State (11/4)
- Ranked third on the team with five passes defended

2015 (San Jose State):

- Did not see any game action to fulfill NCAA transfer requirements

2014 (Washington):

- Started the first two games of the season at cornerback
- Recorded four tackles in the win at Hawai'i (8/30)
- Suffered an injury in practice prior to the Illinois game did not return to game action the remainder of the regular season

2013 (Washington):

- Redshirted

PERSONAL:

- Lettered in football (Coach Roddy Hiatt) and track and field at Salesian High in Los Angeles
- Helped Salesian to a 23-3 overall win-loss record his junior and senior seasons
- Played wide receiver, cornerback and was a kickoff returner during his high school career
- 21 receptions for 456 yards and six touchdowns as a pass receiver, five interceptions as a defensive back and a 59.0 yard average on kickoff returns his senior season
- A first-team All-C.I.F. Southern Section Northeast Division and All-Santa Fe League honoree as a senior
- Named to the *Tacoma News-Tribune* "Top-100"
- Was a sprinter on the track and field team

RESERVE / INJURED BIOS

2018 GAME-BY-GAME REGULAR SEASON STATISTICS (TEXANS)

W	DATE	OPPONENT	TACKLES							INTERCEPTIONS					FUMBLES			ST					MISC		W/L	SCORE
			TK	S	A	SK	YDS	TFL	YDS	QBH	NO	YDS	LG	TD	PD	FF	FR	YDS	TK	S	A	FF	FR	S		
01	09/09	at Patriots												RESERVE/INJURED											L	20-27
02	09/16	at Titans												RESERVE/INJURED											L	17-20
03	09/23	GIANTS												RESERVE/INJURED											L	22-27
04	09/30	at Colts												RESERVE/INJURED											W	37-34+
05	10/07	COWBOYS												RESERVE/INJURED											W	19-16+
06	10/14	BILLS												RESERVE/INJURED											W	20-13
07	10/21	at Jaguars												RESERVE/INJURED											W	20-7
2018 TOTALS			0	0	0	0.0	0.0	0	0	0	0	0	0	0	0	0	0	0	0	0	0	0	0	0	4-3	

+ - Overtime



KAYVON WEBSTER

CORNERBACK

5-11 | 193 | SOUTH FLORIDA

HOMETOWN: OPA-LOCKA, FLA. | AGE: 27

6TH NFL SEASON | 6TH WITH TEXANS | ACQUIRED: FA-'18

2018 GP/GS: 1/1 | CAREER GP/GS (POST): 66/14 (7/0)

TEAMS: DEN 2013-16; LAR 2017; HOU 2018



36

TRANSACTIONS: Selected by the Denver Broncos with the 28th pick in the third round (90th overall) of the 2013 NFL Draft...Signed by the Los Angeles Rams as an unrestricted free agent on March 14, 2017...Waived by the Rams on April 6, 2018...Signed by the Houston Texans on Aug. 27, 2018.

2018 (Houston 1/0):

- ✦ Inactive Weeks 1-4
- ✦ Tallied one total tackle (one solo) in his Texans debut vs. Dallas (10/7)

2017 (Los Angeles Rams 11/11):

- ✦ Started 11 games at cornerback before being placed on the Reserve/Injured list on Dec. 12, 2017
- ✦ Matched a career high with 38 total tackles (34 solo), one interception and seven passes defended
- ✦ Tallied a season-high six solo tackles at Dallas (10/1) in Week 4 and again at Jacksonville (10/15) in Week 6
- ✦ Intercepted Eagles QB Carson Wentz to set up a RB Todd Gurley II two-yard touchdown run against Philadelphia (12/10) in Week 14

2016 (Denver 13/0):

- ✦ Elected special teams captain by teammates prior to the season
- ✦ Appeared primarily on special teams, amassing four special teams total tackles
- ✦ Tallied four total tackles (three solo) on defense and added one tackle for loss and one pass defended

2015 (Denver 15/0, 3/0):

- ✦ Appeared in all three postseason contests and led the Broncos special teams units en route to victory in Super Bowl 50
- ✦ Tied for the team lead with nine special teams total tackles during the regular season
- ✦ Recorded two total tackles and one pass defended vs. New England in the AFC Championship Game (1/24/16)

2014 (Denver 12/0, 1/0):

- ✦ Tallied 19 total tackles (18 solo) and two passes defended in 12 games
- ✦ Notched four special teams tackles

2013 (Denver 14/2, 3/0):

- ✦ Compiled 38 total tackles (34 solo), nine passes defended, one interception, one tackle for loss and one forced fumble in 14 regular season games as a rookie
- ✦ Appeared in all three postseason contests for the Broncos, including Super Bowl XLVIII
- ✦ Made first career start vs. Dallas (10/6) and forced a Cowboys WR Dez Bryant fumble, which led to a Broncos touchdown
- ✦ Intercepted Jaguars QB Chad Henne and recorded one pass defended and one tackle for loss vs. Jacksonville (10/13) in Week 6
- ✦ Tallied three special teams tackles on the season

COLLEGE:

- ✦ Played four seasons (2009-12) at the University of South Florida in Tampa, Fla.
- ✦ Appeared in 49 career games, starting 32 games at cornerback for the Bulls
- ✦ Recorded 190 total tackles (136 solo), 15 pass breakups, 8.5 tackles for loss, four forced fumbles, three interceptions, 2.0 sacks and two fumble recoveries
- ✦ Led the team with 82 total tackles, 2.0 sacks, four tackles for loss, six pass breakups and three forced fumbles as a senior in 2012
- ✦ Earned second-team All-Big East honors as a junior after posting 49 total tackles, seven pass breakups, two interceptions, one forced fumble and one fumble recovery
- ✦ Recorded 29 total tackles and one tackle for loss in 13 games with four starts at cornerback as a sophomore in 2010
- ✦ Played in 13 games with six starts as a true freshman, tallying 30 total tackles, 2.5 tackles for loss, two pass breakups, one interception and one fumble recovery
- ✦ Graduated with a degree in health science

PERSONAL:

- ✦ Attended Miami Monsignor Pace High School in Miami Gardens, Fla.
- ✦ Earned first-team All-Dade County honors twice
- ✦ Named the *Miami Herald's* Miami-Dade Defensive Player of Year as a senior in 2008
- ✦ Caught 30 passes for 500 yards and eight touchdowns as a junior wide receiver, adding 65 total tackles, 4.0 sacks, seven forced fumbles and 10 fumble recoveries as a defensive back
- ✦ Carried a 3.0 GPA throughout high school

RESERVE / INJURED BIOS

KAYVON WEBSTER - NFL REGULAR SEASON STATISTICS

DATE	TEAM	GP	GS	TACKLES							INTERCEPTIONS					FUMBLES					ST				MISC	
				TK	S	A	TFL	YDS	SK	YDS	QBH	NO	YDS	LG	TD	PD	FF	FR	YDS	TK	S	A	FF	FR	S	A
2013	Broncos	14	2	38	34	4	1	1	0.0	0.0	0	1	10	10	0	9	1	0	0	3	3	0	0	0	0	0
2014	Broncos	12	0	19	18	1	0	0	0.0	0.0	0	0	0	0	0	2	0	0	0	4	4	0	0	0	0	0
2015	Broncos	15	0	2	2	0	0	0	0.0	0.0	0	0	0	0	0	2	0	0	0	9	8	1	0	0	0	0
2016	Broncos	13	0	4	3	1	1	0	0.0	0.0	0	0	0	0	0	1	0	0	0	4	4	0	0	0	0	0
2017	Rams	11	11	38	34	4	0	0	0.0	0.0	0	1	0	0	0	7	0	0	0	0	0	0	0	0	0	0
2018	Texans	1	1	1	1	0	0	0	0.0	0.0	0	0	0	0	0	0	0	0	0	0	0	0	0	0	0	0
NFL TOTALS		66	14	102	92	10	2	1	0.0	0.0	0	2	10	10	0	21	1	0	0	20	19	1	0	0	0	0

KAYVON WEBSTER - NFL POSTSEASON STATISTICS

DATE	TEAM	GP	GS	TACKLES							INTERCEPTIONS					FUMBLES					ST				MISC	
				TK	S	A	TFL	YDS	SK	YDS	QBH	NO	YDS	LG	TD	PD	FF	FR	YDS	TK	S	A	FF	FR	S	A
2013	Broncos	3	0	0	0	0	0	0	0.0	0.0	0	0	0	0	0	0	0	0	0	0	0	0	0	0	0	
2014	Broncos	1	0	0	0	0	0	0	0.0	0.0	0	0	0	0	0	0	0	0	0	0	0	0	0	0	0	
2015	Broncos	3	0	2	2	0	0	0	0.0	0.0	0	0	0	0	1	0	0	0	0	2	2	0	0	0	0	
NFL TOTALS		7	0	2	2	0	0	0	0.0	0.0	0	0	0	0	0	1	0	0	0	2	2	0	0	0	0	

SINGLE-GAME HIGHS: DEFENSIVE

Total Tackles	6 at Jacksonville Jaguars, Oct 15, 2017 ...1 more at 6.	Interceptions	1 vs. Philadelphia Eagles, Dec 10, 2017 ...1 more at 1.
Passes Defensed	2 vs. New Orleans Saints, Nov 26, 2017 ...1 more at 2.	Interception Return Yards	10 vs. Jacksonville Jaguars, Oct 13, 2013
Forced Fumbles	1 at Dallas Cowboys, Oct 06, 2013	Special Teams Tackles	2 at Indianapolis Colts, Nov 08, 2015 ...1 more at 2.
Tackles For Loss	1 vs. Los Angeles Chargers, Oct 30, 2016 ...1 more at 1.		

SINGLE-GAME HIGHS - POSTSEASON: DEFENSIVE

Total Tackles	2 vs. New England Patriots, Jan 24, 2016	Special Teams Tackles	1 vs. Carolina Panthers, Feb 07, 2016 ...1 more at 1.
Passes Defensed	1 vs. New England Patriots, Jan 24, 2016		

2018 GAME-BY-GAME REGULAR SEASON STATISTICS (TEXANS)

			TACKLES							INTERCEPTIONS					FUMBLES			ST					MISC				
W	DATE	OPPONENT	TK	S	A	SK	YDS	TFL	YDS	QBH	NO	YDS	LG	TD	PD	FF	FR	YDS	TK	S	A	FF	FR	S	A	W/L	SCORE
01	09/09	at Patriots	INACTIVE																							L	20-27
02	09/16	at Titans	INACTIVE																							L	17-20
03	09/23	GIANTS	INACTIVE																							L	22-27
04	09/30	at Colts	INACTIVE																							W	37-34+
05	10/07	COWBOYS	S	1	1	0	0.0	0.0	0	0	0	0	0	0	0	0	0	0	0	0	0	0	0	0	0	W	19-16+
06	10/14	BILLS	RESERVE/INJURED																							W	20-13
07	10/21	at Jaguars	RESERVE/INJURED																							W	20-7
2018 TOTALS			1-1	1	1	0	0.0	0.0	0	0	0	0	0	0	0	0	0	0	0	0	0	0	0	0	0	4-3	

+ - Overtime



D'ONTA FOREMAN

RUNNING BACK

6-1 | 236 | TEXAS

HOMETOWN: TEXAS CITY, TEXAS | AGE: 22

2ND NFL SEASON | 2ND WITH TEXANS | ACQUIRED: D3-'17

CAREER GP/GS: 10/1

TEAMS: HOU 2017-18



27

TRANSACTIONS: Selected by the Houston Texans with the 25th pick in the third round (89th overall) of the 2017 NFL Draft.

2018 (Houston 0/0):

- Placed on the Reserve/Physically Unable to Perform list on Sept. 1

2017 (Houston 10/1):

- Rushed for 327 yards and two touchdowns on 78 carries, adding six receptions for 83 yards in 10 games played as a rookie
- Recorded one carry for four yards in his NFL debut vs. Jacksonville (9/10)
- Carried 12 times for 40 yards and had a nine-yard rush at Cincinnati (9/14)
- Tallied eight rushing attempts for 25 yards and two receptions for 65 yards, totalling a team-high 90 yards of offense at New England (9/24)
- Recorded a career-high 13 rushing attempts for 45 yards with a 16-yard rush vs. Tennessee (10/1)
- Produced 34 rushing yards on four carries, including a 25-yard rush vs. Kansas City (10/8)
- Registered 59 rushing yards, including a career-long 39-yard rush, on 12 carries vs. Cleveland (10/15)
- Recorded a team-high 11 carries for 37 yards vs. Indianapolis (11/5)
- Made the first start of his NFL career and recorded seven rushes for 18 yards at the Los Angeles Rams (11/12)
- Tallied a career-high 65 rushing yards and scored the first two touchdowns of his NFL career vs. Arizona (11/19). Added a career-most three receptions for 15 yards to finish the game with 13 offensive touches for 80 yards and two touchdowns including a 34-yard touchdown run to seal the 31-21 victory late in the fourth quarter
- Placed on the Reserve/Injured list on Nov. 22

COLLEGE:

- Played three seasons (2014-16) at the University of Texas at Austin
- Played in 28 career games with 10 starts, all coming in 2016
- Rushed for 2,782 yards in his career (ninth-most in school history) and 20 touchdowns
- Posted 15 career 100-yard rushing games, including a school-record 13 straight to end his Longhorns' career
- Was a 2016 consensus All-American, making him the first UT running back to earn those honors since Ricky Williams in 1998
- Also a finalist for the Earl Campbell Tyler Rose Award

- Finished eighth in Heisman Trophy voting in 2016
- Doak Walker Award (2016)
- Earl Campbell Tyler Rose Award (2016)
- First-team All-American by the Associated Press, Sporting News, Football Writers Association of America, American Football Coaches Association, ESPN.com, Sports Illustrated, FOX Sports, CBS Sports, Phil Steele and USA Today (2016)
- Walter Camp Football Foundation second-team All-American (2016)
- Heisman Trophy Candidate (8th - 2016)
- Recipient of the 2016 Doak Walker Award
- Named a consensus first-team All-American in 2016, making him the first UT running back to earn that distinction since Ricky Williams in 1998
- Named a unanimous first-team All-Big 12 selection at running back by both the Big 12 Conference head coaches and the Associated Press in 2016
- His 2,028 rushing yards in 2016 were second-most in school history and among the top 20 for most in a single-season in NCAA history
- Finished eighth in the Big 12 and led the team in rushing yards (681), while ranking seventh in the league in 100-yard games (four) as a sophomore in 2015
- Played in seven games as a reserve running back and on special teams as a freshman in 2014

PERSONAL:

- Coached by Leland Surovik at Texas City (Texas) High School
- Four-time district honoree
- Rushed for 4,382 yards (8.2 avg.) and 61 touchdowns in his career
- Participated in the 2014 Semper Fidelis All-American Bowl
- Named second-team 4A All-State as a running back by the Associated Press in 2013
- Shared District 24-4A MVP honors with his brother, Armanti, in 2013
- Ranked the No. 67 running back nationally and No. 143 player in Texas by 247Sports
- No. 6 athlete recruit in the state by Dave Campbell's Texas Football
- Rushed for 2,102 yards and 31 TDs on 202 carries (10.4 avg.) as a senior
- Recorded 22 tackles, including 12 tackles for loss and 5.0 sacks, five pressures, one interception and returned kickoffs
- Helped Texas City to a 12-1 record and an appearance in the 4A DII regional playoffs in 2011

RESERVE / PHYSICALLY UNABLE TO PERFORM (PUP) BIOS

- Tabbed first-team All-District 24-4A as a running back and second-team as a linebacker in 2012
- Rushed 112 times for 1,073 yards (9.6 avg.) and 18 touchdowns

- as a junior
- Twin brother, Armanti, was a wide receiver for the Longhorns
- Member of the Big 12 Commissioner's Honor Roll (fall 2014)

SINGLE-GAME HIGHS: RUSHING/RECEIVING

Rush Attempts	13 vs. Tennessee Titans, Oct 01, 2017	Longest Receptions	34 at New England Patriots, Sep 24, 2017
Rushing Yards	65 vs. Arizona Cardinals, Nov 19, 2017	All-purpose yards	92 vs. Arizona Cardinals, Nov 19, 2017
Longest Runs	39 vs. Cleveland Browns, Oct 15, 2017	Kickoff Returns	1 vs. Arizona Cardinals, Nov 19, 2017
Rushing TDs	2 vs. Arizona Cardinals, Nov 19, 2017	Kickoff Return Yards	12 vs. Arizona Cardinals, Nov 19, 2017
Receptions	3 vs. Arizona Cardinals, Nov 19, 2017	Longest Kickoff Return	12 vs. Arizona Cardinals, Nov 19, 2017
Receiving Yards	65 at New England Patriots, Sep 24, 2017	Most TDs	2 vs. Arizona Cardinals, Nov 19, 2017

2017 GAME-BY-GAME REGULAR SEASON STATISTICS (TEXANS)

2017 GAME BY GAME REGULAR SEASON STATISTICS (TEXANS)													
W	DATE	OPPONENT	P/S	RUSHING				RECEIVING				W/L	SCORE
				ATT	YDS	LG	TD	NO	YDS	LG	TD		
01	09/10	JAGUARS	P	1	4	4	0	0	0	0	0	L	7-29
02	09/14	at Bengals	P	12	40	9	0	0	0	0	0	W	13-9
03	09/24	at Patriots	P	8	25	5	0	2	65	34	0	L	33-36
04	10/01	TITANS	P	13	45	16	0	0	0	0	0	W	57-14
05	10/08	CHIEFS	P	4	34	25	0	1	3	3	0	L	34-42
06	10/15	BROWNS	P	12	59	39	0	0	0	0	0	W	33-17
08	10/29	at Seahawks	P	0	0	0	0	0	0	0	0	L	38-41
09	11/05	COLTS	P	11	37	8	0	0	0	0	0	L	14-20
10	11/12	at Rams	S	7	18	6	0	0	0	0	0	L	7-33
11	11/19	CARDINALS	P	10	65	34	2	3	15	8	0	W	31-21
12	11/27	at Ravens					RESERVE/INJURED					L	16-23
13	12/03	at Titans					RESERVE/INJURED					L	13-24
14	12/10	49ERS					RESERVE/INJURED					L	16-26
15	12/17	at Jaguars					RESERVE/INJURED					L	7-45
16	12/25	STEELERS					RESERVE/INJURED					L	6-34
17	12/31	at Colts					RESERVE/INJURED					L	13-22
2017 TOTALS			10-1	78	327	39	2	6	83	34	0	4-12	

2018 GAME-BY-GAME REGULAR SEASON STATISTICS (TEXANS)

2018 GAME BY GAME REGULAR SEASON STATISTICS (TEXAS)														
W	DATE	OPPONENT	P/S	RUSHING				RECEIVING				W/L	SCORE	
				ATT	YDS	LG	TD	NO	YDS	LG	TD			
01	09/09	at Patriots					RESERVE/PUP					L	20-27	
02	09/16	at Titans					RESERVE/PUP					L	17-20	
03	09/23	GIANTS					RESERVE/PUP					L	22-27	
04	09/30	at Colts					RESERVE/PUP					W	37-34+	
05	10/07	COWBOYS					RESERVE/PUP					W	19-16+	
06	10/14	BILLS					RESERVE/PUP					W	20-13	
07	10/21	at Jaguars					RESERVE/PUP					W	20-7	
2018 TOTALS			0-0	0	0	0	0	0	0	0	0	4-3		

+ - Overtime



HOUSTON
TEXANS



TEXANS
RECORDS

TEXANS RECORDS - LEADERS

ALL-TIME LEADERS

RUSHING YARDS

Player	Att	Yds	Avg	Lg	TD
Arian Foster, 2009-15	1,454	6,472	4.5	74t	54
Domanick Williams#, 2003-05	770	3,195	4.2	51	23
Lamar Miller, 2016-18	601	2,332	3.9	45	9
Alfred Blue, 2014-18	587	2,124	3.6	48	7
Ben Tate, 2011-13	421	1,992	4.7	60	10
Steve Slaton, 2008-11	425	1,832	4.3	71t	12
Ron Dayne, 2006-07	345	1,385	4	39	11
David Carr, 2002-06	268	1,235	4.6	36	8
Jonathan Wells, 2002-05	374	1,167	3.1	37	10
Jonathan Grimes, 2012-16	139	613	4.4	37	2

- Domanick Williams known as Domanick Davis prior to 2006.

RECEIVING YARDS

Player	Rec	Yds	Avg	Lg	TD
Andre Johnson, 2003-14	1,012	13,597	13.4	77t	64
DeAndre Hopkins, 2013-18	460	6,572	14.3	76t	40
Owen Daniels, 2006-13	385	4,617	12	44	29
Kevin Walter, 2006-12	326	4,083	12.5	61	24
Arian Foster, 2009-15	249	2,268	9.1	78t	14
Jabar Gaffney, 2002-05	171	2,009	11.7	69	7
Corey Bradford, 2002-05	130	1,992	15.3	81	18
Jacoby Jones, 2007-11	127	1,741	13.7	80t	11
Will Fuller, 2016-18	102	1,437	14.1	59t	12
Ryan Griffin, 2013-18	122	1,326	10.9	45	7

SCRIMMAGE YARDS (RUSHING & RECEIVING)

Player	Rushing	Receiving	Total
Andre Johnson, 2003-14	54	13,597	13,651
Arian Foster, 2009-15	6,472	2,268	8,740
DeAndre Hopkins, 2013-18	-7	6,572	6,565
Owen Daniels, 2006-13	-	4,617	4,617
Domanick Williams#, 2003-05	3,195	1,276	4,471
Kevin Walter, 2006-12	82	4,083	4,165
Lamar Miller, 2016-18	2,332	593	2,925
Steve Slaton, 2008-11	1,832	811	2,643
Alfred Blue, 2014-18	2,124	410	2,534
Ben Tate, 2011-13	1,992	287	2,279

- Domanick Williams known as Domanick Davis prior to 2006.

ALL-PURPOSE YARDS

Player	Total	Rush Rec.	PR/KR
Andre Johnson, 2003-14	13,651	54	13,597 -/-
Arian Foster, 2009-15	8,740	6,472	2,268 -/-
DeAndre Hopkins, 2013-18	6,565	-7	6,572 -/-
Jacoby Jones, 2007-11	5,091	40	1,741 1,820/1,490
Owen Daniels, 2006-13	4,617	-	4,617 -/-
Domanick Williams#, 2003-05	4,585	3,195	1,276 24/90
Kevin Walter, 2006-12	4,172	82	4,083 0/7
André Davis, 2007-09	3,598	-	855 0/2,743

Steve Slaton, 2008-11	3,410	1,832	811	0/767
J.J. Moses, 2003-04	3,211	-	-	553/2,658

- Domanick Williams known as Domanick Davis prior to 2006.

PASSING (Min. 500 att.)

Player	Att	Comp	Pct	Yds	TD	INT	Lg	Rtg
Matt Schaub, 2007-13	3,020	1,951	64.6	23,221	124	78	80t	90.9
David Carr, 2002-06	2,070	1,243	60	13,391	59	65	81	75.5
Brock Osweiler, 2016	510	301	59.0	2,957	15	16	53	72.2

PASSING YARDS

Player	Att	Comp	Pct	Yds	TD	INT	Lg	Rtg
Matt Schaub, 2007-13	3,020	1,951	64.6	23,221	124	78	80t	90.9
David Carr, 2002-06	2,070	1,243	60	13,391	59	65	81	75.5
Deshaun Watson, 2017-18	445	278	62.5	3,636	29	15	72	95.9
Sage Rosenfels, 2006-08	453	297	65.6	3,380	24	23	61	84.3
Brock Osweiler, 2016	510	301	59	2,957	15	16	53	72.2
Brian Hoyer, 2015	369	224	60.7	2,606	19	7	49	91.4
Ryan Fitzpatrick, 2014	312	197	63.1	2,483	17	8	76t	95.3
Case Keenum, 2013-14	330	182	55.2	2,195	11	8	66	76.8
Tom Savage, 2014, 2016-17	315	181	57.5	2,000	5	7	57	72.5
T.J. Yates, 2011-13, 2015, 2017	320	176	55	1,993	10	10	61t	71.3

SCORING

Player	TD	PAT	FG	2PT	TP
Kris Brown, 2002-09	0	251	172	0	767
Arian Foster, 2009-15	68	0	0	1	410
Andre Johnson, 2003-14	64	0	0	2	388
Neil Rackers, 2010-11	0	82	59	0	259
Randy Bullock, 2013-15	0	69	61	0	252
DeAndre Hopkins, 2013-18	40	0	0	1	242
Nick Novak, 2015-17	0	51	53	0	210
Owen Daniels, 2006-13	29	0	0	0	174
Domanick Williams#, 2003-05	28	0	0	0	168
Ka'imi Fairbairn, 2016-18	0	46	37	0	157

- Domanick Williams known as Domanick Davis prior to 2006.

FIELD GOALS

Player	FGM	FGA	Pct.	Lg
Kris Brown, 2002-09	172	223	77.1	57
Randy Bullock, 2013-15	61	76	80.2	55
Neil Rackers, 2010-11	59	68	86.8	57
Nick Novak, 2015-16	53	62	85.5	53
Ka'imi Fairbairn, 2017-18	37	45	82.2	55
Shayne Graham, 2012	31	38	81.6	51

PUNTING AVERAGE (Min. 250 punts)

Player	No	Yds	Avg	In20	Lg	Blk
Shane Lechler, 2013-17	430	20,463	47.6	147	71	1
Matt Turk, 2007-11	254	10,735	42.3	88	62	0
Chad Stanley, 2002-06	437	17,908	41	135	62	2

PUNT RETURN YARDS

Player	No	Yds	Avg	Lg	TD
--------	----	-----	-----	----	----

TEXANS RECORDS - LEADERS

Jacoby Jones, 2007-11	179	1,820	10.2	79t	3
Keshawn Martin, 2012-15	86	766	8.9	87t	1
J.J. Moses, 2003-04	72	553	7.7	40	0
Tyler Ervin, 2016-18	53	467	8.8	57	0
Will Fuller V, 2016-18	20	300	15	67t	1
Keith Mumphery, 2015-16	36	280	7.8	20	0
Jermaine Lewis, 2002	36	280	7.8	48	0
Avion Black, 2002	14	188	13.4	76t	1
Phillip Buchanon, 2005-06	20	180	9	45	0
Trindon Holliday, 2011-12	17	147	8.6	36	0

KICKOFF RETURN YARDS

Player	No	Yds	Avg	Lg	TD
André Davis, 2007-09	108	2,743	25.4	104t	3
J.J. Moses, 2003-04	117	2,658	22.7	70	0
Jerome Mathis, 2005-07	72	2,054	28.5	99t	3
Keshawn Martin, 2012-15	68	1,707	25.1	54	0
Jacoby Jones, 2007-11	64	1,490	23.3	95t	1
Dexter Wynn, 2006-07	52	1,193	22.9	39	0
Jermaine Lewis, 2002	46	961	20.9	45	0
Steve Slaton, 2008-11	39	767	19.7	50	0
Danieal Manning, 2011-14	28	659	23.5	46	0
Tyler Ervin, 2016-18	29	609	21.0	36	0

INTERCEPTIONS

Player	No	Yds	Avg	Lg	TD
Kareem Jackson, 2010-18	16	336	21	65	3
Johnathan Joseph, 2011-18	15	392	26	82t	4
Dunta Robinson, 2004-09	13	162	12.5	61	1
Marcus Coleman, 2002-05	11	217	19.7	102t	1
Aaron Glenn, 2002-04	11	221	20.1	70t	2
Quintin Demps, 2010-16	9	101	11.2	42	0
Andre Hal, 2014-18	9	100	11.1	31t	1
Brian Cushing, 2009-17	8	50	6.3	20	1
Jason Allen, 2010-11	7	35	5	34	0
A.J. Bouye, 2013-16	6	129	21.5	67	1

TACKLES

Player	Solo	Assist	Total
Brian Cushing, 2009-17	424	240	664
DeMeco Ryans, 2006-11	479	157	636
Kareem Jackson, 2010-18	425	82	507
Jamie Sharper, 2002-04	300	142	442
J.J. Watt, 2011-18	331	89	420
Johnathan Joseph, 2011-18	357	50	407
Dunta Robinson, 2004-09	332	64	396
Morlon Greenwood, 2005-08	289	96	385
Jay Foreman, 2002-04	255	97	352
Benardrick McKinney, 2015-18	209	124	333

SACKS

Player	Sacks	Yards
J.J. Watt, 2011-18	83.0	572

Mario Williams, 2006-11	53.0	320.5
Whitney Mercilus, 2012-18	39.5	215.5
Antonio Smith, 2009-13, 2016	27.5	182
Jadeveon Clowney, 2011-18	24.5	191
Connor Barwin, 2009-12	19.0	136.5
Kailee Wong, 2002-06	15.0	68.5
Brooks Reed, 2011-14	14.5	83.5
Brian Cushing, 2009-17	13.5	80.5
Jason Babin, 2004-06	13.0	85

YEAR-BY-YEAR LEADERS

RUSHING YARDS

Year	Player	Att	Yds	Avg	Long	TD
2002	Jonathan Wells	197	529	2.7	37	3
2003	Domanick Williams	238	1,031	4.3	51	8
2004	Domanick Williams	302	1,188	3.9	44	13
2005	Domanick Williams	230	976	4.2	44	2
2006	Ron Dayne	151	612	4.1	19	5
2007	Ron Dayne	194	773	4	39	6
2008	Steve Slaton	268	1,282	4.8	71t	9
2009	Steve Slaton	131	437	3.3	32t	3
2010	Arian Foster	327	1,616	4.9	74t	16
2011	Arian Foster	278	1,224	4.4	43	10
2012	Arian Foster	351	1,424	4.1	46	15
2013	Ben Tate	181	771	4.3	60	4
2014	Arian Foster	260	1,246	4.8	51	8
2015	Alfred Blue	183	698	3.8	41	2
2016	Lamar Miller	268	1,073	4	45	5
2017	Lamar Miller	238	888	3.7	21	3
2018	Lamar Miller	95	371	3.91	31	1

RECEIVING YARDS

Year	Player	Rec	Yds	Avg	Long	TD
2002	Corey Bradford	45	697	15.5	81	6
2003	Andre Johnson	66	976	14.8	46t	4
2004	Andre Johnson	79	1,142	14.5	54t	6
2005	Andre Johnson	63	688	10.9	53t	2
2006	Andre Johnson	103	1,147	11.1	53	5
2007	Andre Johnson	60	581	14.2	77t	8
2008	Andre Johnson	115	1,575	13.7	65	8
2009	Andre Johnson	101	1,569	15.5	72t	9
2010	Andre Johnson	86	1,216	14.1	60	8
2011	Owen Daniels	54	677	12.5	34	3
2012	Andre Johnson	112	1,598	14.3	60t	4
2013	Andre Johnson	109	1,407	12.9	62t	5
2014	DeAndre Hopkins	76	1,210	15.9	76t	6
2015	DeAndre Hopkins	111	1,521	13.7	61t	11
2016	DeAndre Hopkins	78	954	12.2	51	4
2017	DeAndre Hopkins	96	1,378	14.4	72t	13
2018	DeAndre Hopkins	47	707	15.0	49	28

RECEPTIONS

Year	Player	Rec	Yds	Avg	Long	TD
2002	Billy Miller	51	613	12	42	3
2003	Andre Johnson	66	976	14.8	46t	4
2004	Andre Johnson	79	1,142	14.5	54t	6

TEXANS RECORDS - LEADERS

2005	Andre Johnson	63	688	10.9	53t	2
2006	Andre Johnson	103	1,147	11.1	53	5
2007	Kevin Walter	65	800	12.3	46	4
2008	Andre Johnson	115	1,575	13.7	65	8
2009	Andre Johnson	101	1,569	15.5	72t	9
2010	Andre Johnson	86	1,216	14.1	60	8
2011	Owen Daniels	54	677	12.5	34	3
2012	Andre Johnson	112	1,598	14.3	60t	4
2013	Andre Johnson	109	1,407	12.9	62t	5
2014	Andre Johnson	85	936	11	35	3
2015	DeAndre Hopkins	111	1,521	13.7	61t	11
2016	DeAndre Hopkins	78	954	12.2	51	4
2017	DeAndre Hopkins	96	1,378	14.4	72t	13
2018	DeAndre Hopkins	47	707	15.0	49	4

SCRIMMAGE YARDS (RUSHING & RECEIVING)

Year	Player	Rushing	Receiving	Total
2002	James Allen	519	302	821
2003	Domanick Williams	1,031	351	1,382
2004	Domanick Williams	1,188	588	1,776
2005	Domanick Williams	976	337	1,313
2006	Andre Johnson	14	1,147	1,161
2007	Ron Dayne	773	112	885
2008	Steve Slaton	1,282	377	1,659
2009	Andre Johnson	10	1,569	1,579
2010	Arian Foster	1,616	604	2,220
2011	Arian Foster	1,224	617	1,841
2012	Arian Foster	1,424	217	1,641
2013	Andre Johnson	0	1,407	1,407
2014	Arian Foster	1,246	327	1,573
2015	DeAndre Hopkins	0	1,521	1,521
2016	Lamar Miller	1,073	188	1,261
2017	DeAndre Hopkins	0	1,378	1,378
2018	DeAndre Hopkins	-7	707	700

PASSING YARDS

Year	Player	A	C	Pct	Yds	TD	Int	Lg	Rtg
2002	David Carr	444	233	52.5	2,592	9	15	81	62.8
2003	David Carr	295	167	56.6	2,013	9	13	78t	69.5
2004	David Carr	466	285	61.2	3,531	16	14	69	83.5
2005	David Carr	423	256	60.5	2,488	14	11	53t	77.2
2006	David Carr	442	302	68.3	2,767	11	12	53	82.1
2007	Matt Schaub	289	192	66.4	2,241	9	9	77t	87.2
2008	Matt Schaub	380	251	66.1	3,043	15	10	65	92.7
2009	Matt Schaub	583	396	67.9	4,770	29	15	72t	98.6
2010	Matt Schaub	574	365	63.6	4,370	24	12	60	92
2011	Matt Schaub	292	178	61	2,479	15	6	80t	96.8
2012	Matt Schaub	544	350	64.3	4,008	22	12	60t	90.7
2013	Matt Schaub	358	219	61.2	2,310	10	14	46	73
2014	Ryan Fitzpatrick	312	197	63.1	2,483	17	8	76t	95.3
2015	Brian Hoyer	369	224	60.7	2,606	19	7	49	91.4
2016	Brock Osweiler	510	301	59	2,957	15	16	53	72.2
2017	Deshaun Watson	204	126	61.8	1,699	19	8	72t	103
2018	Deshaun Watson	241	152	63.1	1,937	10	7	49	89.9

SCORING

Year	Player	TD	PAT	2PT	FG	TP
------	--------	----	-----	-----	----	----

2002	Kris Brown	-	20/20	-	17/24	71
2003	Kris Brown	-	27/27	-	18/22	81
2004	Kris Brown	-	34/34	-	17/24	85
2005	Kris Brown	-	24/24	-	26/34	102
2006	Kris Brown	-	26/27	-	19/25	83
2007	Kris Brown	-	40/40	-	25/29	115
2008	Kris Brown	-	37/37	-	29/33	124
2009	Kris Brown	-	43/44	-	21/32	106
2010	Neil Rackers	-	43/43	-	27/30	124
2011	Neil Rackers	-	39/40	-	32/38	135
2012	Shayne Graham	-	45/45	-	31/38	138
2013	Randy Bullock	-	26/26	-	26/35	104
2014	Randy Bullock	-	40/40	-	30/35	130
2015	Nick Novak	-	29/31	-	18/21	83
2016	Nick Novak	-	22/25	-	35/41	127
2017	Ka'imi Fairbairn	-	32/35	-	20/25	92
2018	Ka'imi Fairbairn	-	14/14	-	17/20	65

FIELD GOALS

Year	Player	FGA	FGM	Pct	Long
2002	Kris Brown	24	17	70.8	51
2003	Kris Brown	22	18	81.8	50
2004	Kris Brown	24	17	70.8	50
2005	Kris Brown	34	26	76.5	53
2006	Kris Brown	25	19	76	49
2007	Kris Brown	29	25	86.2	57
2008	Kris Brown	33	29	87.9	53
2009	Kris Brown	32	21	65.6	56
2010	Neil Rackers	30	27	90	57
2011	Neil Rackers	38	32	84.2	54
2012	Shayne Graham	38	31	81.6	51
2013	Randy Bullock	35	26	74.3	51
2014	Randy Bullock	35	30	85.7	55
2015	Nick Novak	21	18	85.7	51
2016	Nick Novak	41	35	85.4	53
2017	Ka'imi Fairbairn	25	20	80	55
2018	Ka'imi Fairbairn	20	17	85.0	54

PUNTING AVERAGE

Year	Player	No	Yds	Avg	Long	Blk
2002	Chad Stanley	114	4,720	41.4	62	2
2003	Chad Stanley	97	4,028	41.5	58	0
2004	Chad Stanley	73	3,009	41.2	57	0
2005	Chad Stanley	77	2,990	38.8	61	0
2006	Chad Stanley	76	3,161	41.6	62	0
2007	Matt Turk	55	2,296	41.7	59	0
2008	Matt Turk	53	2,240	42.3	59	0
2009	Matt Turk	67	2,866	42.8	62	0
2010	Matt Turk	63	2,650	42.1	60	0
2011	Brett Hartmann	58	2,573	44.4	69	0
2012	Donnie Jones	88	4,150	47.2	66	0
2013	Shane Lechler	88	4,189	47.6	65	0
2014	Shane Lechler	83	3,845	46.3	71	1
2015	Shane Lechler	95	4,497	47.3	64	0
2016	Shane Lechler	72	3,423	47.5	62	0
2017	Shane Lechler	92	4,507	49	68	0
2018	Trevor Daniel	32	1,396	43.6	61	0

PUNT RETURN YARDS

Year	Player	No	Yds	Avg	Long	TD
2002	Jermaine Lewis	36	280	7.8	48	0

TEXANS RECORDS - LEADERS

2003	J.J. Moses	36	244	6.8	40	0
2004	J.J. Moses	36	309	8.6	27	0
2005	Phillip Buchanon	12	101	8.4	37	0
2006	Dexter Wynn	12	139	11.6	58	0
2007	Jacoby Jones	30	286	9.5	74	0
2008	Jacoby Jones	32	386	12.1	73t	2
2009	Jacoby Jones	39	426	10.9	62	0
2010	Jacoby Jones	29	204	7	39	0
2011	Jacoby Jones	49	518	10.6	79t	1
2012	Keshawn Martin	22	267	12.1	71	0
2013	Keshawn Martin	39	345	8.8	87t	1
2014	Keshawn Martin	25	154	6.2	21	0
2015	Keith Mumphyrey	36	280	7.8	20	0
2016	Tyler Ervin	27	261	9.7	57	0
2017	Will Fuller V	9	135	15	49	0
2018	Tyler Ervin	18	146	8.1	27	0

KICKOFF RETURN YARDS

Year	Player	No	Yds	Avg	Long	TD
2002	Jermaine Lewis	46	961	20.9	45	0
2003	J.J. Moses	58	1,355	23.4	70	0
2004	J.J. Moses	59	1,303	22.1	49	0
2005	Jerome Mathis	54	1,542	28.6	99t	2
2006	Dexter Wynn	30	670	22.3	38	0
2007	André Davis	32	968	30.3	104t	3
2008	André Davis	43	993	23.1	50	0
2009	André Davis	33	782	23.7	63	0
2010	Steve Slaton	39	767	19.7	50	0
2011	Danieal Manning	13	356	27.4	46	0
2012	Keshawn Martin	31	741	23.9	54	0
2013	Keshawn Martin	36	947	26.3	50	0
2014	Danieal Manning	13	267	20.5	41	0
2015	Keith Mumphyrey	14	338	24.1	41	0
2016	Tyler Ervin	14	263	18.8	33	0
2017	Chris Thompson	17	369	21.7	42	0
2018	Tyler Ervin	10	253	25.3	36	0

INTERCEPTIONS

Year	Player	No	Yds	Avg	Long	TD
2002	Aaron Glenn	5	181	36.2	70t	2
2003	Marcus Coleman	7	95	13.6	41	0
2004	Dunta Robinson	6	146	24.3	61	0
2005	Glenn Earl	2	2	1	2	0
2006	Dunta Robinson	2	9	4.5	9	1
	DeMarcus Faggins	2	0	0	0	0
2007	Fred Bennet	3	47	15.7	33	0
2008	Jacques Reeves	4	108	27	44t	1
2009	Bernard Pollard	4	121	30.3	70t	1
	Brian Cushing	4	26	6.5	20	0
2010	Troy Nolan	3	35	11.7	20	0
	Glover Quin	3	12	4	10	0
	Jason Allen	3	1	0.3	1	0
2011	Johnathan Joseph	4	40	10	29	0
	Jason Allen	4	34	8.5	34	0
2012	Kareem Jackson	4	71	17.8	63t	1
2013	Johnathan Joseph	3	64	21.3	32	0
2014	A.J. Bouye	3	120	40	67	1
	Kareem Jackson	3	97	32.3	65	0
	Jumal Rolle	3	25	8.3	13	0
2015	Andre Hal	4	54	13.5	31t	1

2016	Quintin Demps	6	54	9	19	0
2017	Andre Hal	3	10	3.3	7	0
2018	Kareem Jackson	2	24	12	13	0

TOTAL TACKLES

Year	Player, Pos.	Solo	Assist	Total
2002	Jay Foreman	101	36	137
	Jamie Sharper	95	42	137
2003	Jamie Sharper	107	59	166
2004	Jamie Sharper	98	41	139
2005	Morlon Greenwood	82	30	112
2006	DeMeco Ryans	126	30	156
2007	DeMeco Ryans	98	29	127
2008	DeMeco Ryans	86	26	112
2009	Brian Cushing	86	47	133
2010	Bernard Pollard	82	30	112
2011	Brian Cushing	76	38	114
2012	Glover Quin	64	20	84
2013	Darryl Sharpton	56	31	87
2014	Kendrick Lewis	52	32	84
2015	Brian Cushing	63	47	110
2016	Benardrick McKinney	79	50	129
2017	Benardrick McKinney	62	33	95
2018	Zach Cunningham	44	16	60

SACKS

Year	Player, Pos.	Sacks	Yards
2002	Jeff Posey	8	77
2003	Jamie Sharper	4	19
2004	Kailee Wong	5.5	29
2005	Shantee Orr	7	40
2006	Jason Babin	5.5	39
2007	Mario Williams	14	82.5
2008	Mario Williams	12	82
2009	Mario Williams	9	52
2010	Mario Williams	8.5	54.5
2011	Connor Barwin	11.5	78.5
2012	J.J. Watt	20.5	138.5
2013	J.J. Watt	10.5	70.5
2014	J.J. Watt	20.5	140
2015	J.J. Watt	17.5	118
2016	Whitney Mercilus	7.5	56.5
2017	Jadeveon Clowney	9.5	67
2018	J.J. Watt	7.0	53.0

SPECIAL TEAMS TACKLES

Year	Player, Pos.	Solo	Assist	Total
2002	Jason Bell	14	2	16
2003	Ramon Walker	13	4	17
2004	Antwan Peek	10	8	18
2005	Ramon Walker	12	6	18
2006	Troy Evans	11	2	13
2007	Jameel Cook	12	1	13
2008	Kevin Bentley	16	7	23
2009	Kevin Bentley	9	11	20
2010	James Casey	10	7	17
2011	Tim Dobbins	9	0	9
2012	Bryan Braman	14	2	16
2013	Justin Tuggle	10	1	11
2014	Jeff Tarpinian	7	5	12

TEXANS RECORDS - LEADERS

2015	Brian Peters	11	6	17
2016	Don Jones	9	2	11
2017	Kurtis Drummond	8	3	11

2018	Brennan Scarlett	3	1	4
------	------------------	---	---	---

TEXANS RECORDS - REGULAR SEASON INDIVIDUAL

TOTAL OFFENSE

YARDS FROM SCRIMMAGE (RUSHING, RECEIVING)

Career

13,651	Andre Johnson, 2003-14
8,740	Arian Foster, 2009-15
6,565	DeAndre Hopkins, 2013-18
4,617	Owen Daniels, 2006-13
4,471	Domanick Williams#, 2003-05

Season

2,220	Arian Foster, 2010
1,841	Arian Foster, 2011
1,776	Domanick Williams#, 2004
1,649	Steve Slaton, 2008
1,641	Arian Foster, 2012

Season, Rookie

1,659	Steve Slaton, 2008
1,382	Domanick Williams#, 2003
966	Andre Johnson, 2003

- Domanick Williams known as Domanick Davis prior to 2006.

COMBINED NET YARDS GAINED (RUSHING, RECEIVING, RETURNS)

Most Seasons Leading Team

4	Arian Foster, 2010-12, 2014
3	Domanick Williams#, 2003-05
2	Andre Johnson, 2009, 2013
	Ron Dayne, 2006-07

- Domanick Williams known as Domanick Davis prior to 2006.

Most Consecutive Seasons Leading Team

3	Arian Foster, 2010-12
	Domanick Williams#, 2003-05
2	Ron Dayne, 2006-07

- Domanick Williams known as Domanick Davis prior to 2006.

Career

13,651	Andre Johnson, 2003-14
8,740	Arian Foster, 2009-15
6,565	DeAndre Hopkins, 2013-18
5,004	Jacoby Jones, 2007-11
4,617	Owen Daniels, 2006-13

Season

2,220	Arian Foster, 2010
1,841	Arian Foster, 2011
1,776	Domanick Williams#, 2004
1,675	Jerome Mathis, 2005

- Domanick Williams known as Domanick Davis prior to 2006.

COMBINED ATTEMPTS (RUSHING, RECEIVING, RETURNS)

Career

1,703	Arian Foster, 2009-15
1,035	Andre Johnson, 2003-14

931	Domanick Williams#, 2003-05
-----	-----------------------------

679 Lamar Miller, 2016-2018

562	Steve Slaton, 2008-11
-----	-----------------------

- Domanick Williams known as Domanick Davis prior to 2006.

Season

393	Arian Foster, 2010
391	Arian Foster, 2012
370	Domanick Williams#, 2004
331	Arian Foster, 2011

- Domanick Williams known as Domanick Davis prior to 2006.

Game

39	Arian Foster vs. Tennessee, 11/28/10
38	Domanick Williams# at Indianapolis, 11/14/04
36	Alfred Blue at Cleveland, 11/16/14
	Domanick Williams# at Detroit, 9/19/04
	Domanick Williams# vs. N.Y. Jets, 10/19/03

- Domanick Williams known as Domanick Davis prior to 2006.

Game, Opponent

43	Rudi Johnson at Cincinnati, 11/9/03
36	Larry Johnson vs. Kansas City, 11/20/05
34	Thomas Jones at Tampa Bay, 12/14/03
34	Rashad Jennings at N.Y. Giants, 9/21/14

RUSHING

RUSHING ATTEMPTS

Most Seasons Leading Team

4	Arian Foster, 2010-12, 14
3	Domanick Williams#, 2003-05
2	Steve Slaton, 2008-09
	Ron Dayne, 2006-07
	Lamar Miller, 2016-17

- Domanick Williams known as Domanick Davis prior to 2006.

Most Consecutive Seasons Leading Team

4	Arian Foster, 2010-12, 14
3	Domanick Williams#, 2003-05
2	Steve Slaton, 2008-09
	Ron Dayne, 2006-07
	Lamar Miller, 2016-17

- Domanick Williams known as Domanick Davis prior to 2006.

Career

1,454	Arian Foster, 2009-15
770	Domanick Williams#, 2003-05
601	Lamar Miller, 2016-18

- Domanick Williams known as Domanick Davis prior to 2006.

Season

351	Arian Foster, 2012
327	Arian Foster, 2010
302	Domanick Williams#, 2004
278	Arian Foster, 2011

TEXANS RECORDS - REGULAR SEASON INDIVIDUAL

- Domanick Williams known as Domanick Davis prior to 2006.

Season, Rookie

268	Steve Slaton, 2008
238	Domanick Williams#, 2003
197	Jonathan Wells, 2002

- Domanick Williams known as Domanick Davis prior to 2006.

Game

36	Alfred Blue at Cleveland, 11/16/14
33	Arian Foster vs. Jacksonville, 10/30/11
33	Arian Foster vs. Indianapolis, 9/12/10

Game, Rookie

36	Alfred Blue at Cleveland, 11/16/14
27	Domanick Williams# vs. N.Y. Jets, 10/19/03
26	Domanick Williams# at Buffalo, 11/16/03
	Steve Slaton at Green Bay, 12/7/08

- Domanick Williams known as Domanick Davis prior to 2006.

Game, Opponent

43	Rudi Johnson, vs. Cincinnati, 11/9/03
36	Larry Johnson, vs. Kansas City, 11/20/05
34	Thomas Jones, at Tampa Bay, 12/14/03
	Rashad Jennings at N.Y. Giants, 9/21/14

RUSHING YARDS GAINED

Most Seasons Leading Team

4	Arian Foster, 2010-12, 14
3	Domanick Williams#, 2003-05
2	Steve Slaton, 2008-09
	Ron Dayne, 2006-07
	Lamar Miller, 2016-17

- Domanick Williams known as Domanick Davis prior to 2006.

Most Consecutive Seasons Leading Team

3	Arian Foster, 2010-12
	Domanick Williams#, 2003-05
2	Steve Slaton, 2008-09
	Ron Dayne, 2006-07
	Lamar Miller, 2016-17

- Domanick Williams known as Domanick Davis prior to 2006.

Career

6,472	Arian Foster, 2009-15
3,195	Domanick Williams#, 2003-05
2,332	Lamar Miller, 2016-18
2,124	Alfred Blue, 2014-18
1,992	Ben Tate, 2011-13

- Domanick Williams known as Domanick Davis prior to 2006.

Seasons, 1,000 or More Yards Rushing

4	Arian Foster, 2010-12; 14
2	Domanick Williams#, 2003-04
1	Steve Slaton, 2008
	Lamar Miller, 2016

- Domanick Williams known as Domanick Davis prior to 2006.

Consecutive Seasons, 1,000 or More Yards Rushing

3	Arian Foster, 2010-12
---	-----------------------

2 Domanick Williams#, 2003-04

- Domanick Williams known as Domanick Davis prior to 2006.

Season

1,616	Arian Foster, 2010
1,424	Arian Foster, 2012
1,282	Steve Slaton, 2008
1,246	Arian Foster, 2014
1,224	Arian Foster, 2011
1,188	Domanick Williams#, 2004
1,073	Lamar Miller, 2016
1,031	Domanick Williams#, 2003

- Domanick Williams known as Domanick Davis prior to 2006.

Season, Rookie

1,282	Steve Slaton, 2008
1,031	Domanick Williams#, 2003
529	Jonathan Wells, 2002

528 Alfred Blue, 2014

- Domanick Williams known as Domanick Davis prior to 2006.

Game

231	Arian Foster vs. Indianapolis, 9/12/10
180	Arian Foster vs. Jacksonville, 1/2/11
165	Arian Foster vs. Indianapolis, 12/16/12
158	Arian Foster at Indianapolis, 12/22/11
	Domanick Williams# at Jacksonville, 12/26/04

- Domanick Williams known as Domanick Davis prior to 2006.

Game, Opponent

211	Larry Johnson vs. Kansas City, 11/20/05
197	Chris Johnson at Tennessee, 9/20/09
182	Rudi Johnson at Cincinnati, 11/9/03

Game, Rookie

156	Alfred Blue at Cleveland, 11/16/14
	Steve Slaton at Indianapolis, 11/16/08
129	Domanick Williams# vs. N.Y. Jets, 10/19/03

- Domanick Williams known as Domanick Davis prior to 2006.

Games, 100 or More Yards Rushing

32	Arian Foster, 2009-15
11	Domanick Williams#, 2003-05
6	Ben Tate, 2011-13
5	Lamar Miller, 2016-18
	Alfred Blue, 2014-18
	Steve Slaton, 2008-09

- Domanick Williams known as Domanick Davis prior to 2006.

Consecutive Games, 100 or More Yards

4	Arian Foster, 10/5/14-10/26/14
3	Arian Foster, 10/23/11-11/6/11
	Steve Slaton, 12/1/08-12/14/08

Longest Run From Scrimmage

81t	Justin Forsett at Detroit, 11/22/12
74t	Arian Foster at Oakland, 10/3/10
71t	Steve Slaton at Indianapolis, 11/16/08
60	Ben Tate vs. Tennessee, 9/15/13
56	Arian Foster vs. Jacksonville, 1/2/11

TEXANS RECORDS - REGULAR SEASON INDIVIDUAL

Longest Run From Scrimmage, Opponent

91t	Chris Johnson at Tennessee, 9/20/09
85t	Lamar Miller at Miami, 10/25/15
80t	Rashad Jennings vs. Oakland, 11/17/13
76	Fred Taylor at Jacksonville, 10/14/07

Career (750 attempts)

4.54	Arian Foster, 2009-15
4.15	Domanick Williams#, 2003-05

- Domanick Williams known as Domanick Davis prior to 2006.

Season (100 attempts)

5.38	Ben Tate, 2011 (175-942)
4.94	Arian Foster, 2010 (327-1,616)
4.79	Arian Foster, 2014 (260-1,246)
4.78	Steve Slaton, 2008 (268-1,282)
4.48	Arian Foster, 2013 (121-542)

Game (10 attempts)

11.14	Steve Slaton at Indianapolis, 11/16/08 (14-156)
9.58	Ben Tate vs. Cleveland, 11/6/11 (12-115)
8.6	Darius Walker vs. Jacksonville, 12/30/07 (10-86)
8.06	Domanick Williams# vs. Tennessee, 11/28/04 (16-129)
7.82	Arian Foster at Oakland, 10/3/10 (17-133)

- Domanick Williams known as Domanick Davis prior to 2006.

RUSHING TOUCHDOWNS

Seasons Leading Team

4	Arian Foster, 2010-12, 14
2	Jonathan Wells, 2002, 2005
	Domanick Williams#, 2003-04
	Ron Dayne, 2006-07

Lamar Miller, 2016-17

- Domanick Williams known as Domanick Davis prior to 2006.

Consecutive Seasons Leading Team

3	Arian Foster, 2010-12
2	Domanick Williams#, 2003-04
	Ron Dayne, 2006-07

Lamar Miller, 2016-17

- Domanick Williams known as Domanick Davis prior to 2006.

Career

54	Arian Foster, 2009-15
23	Domanick Williams#, 2003-05
12	Steve Slaton, 2008-10

- Domanick Williams known as Domanick Davis prior to 2006.

Season

16	Arian Foster, 2010
15	Arian Foster, 2012
13	Domanick Williams#, 2004
10	Arian Foster, 2011
9	Steve Slaton, 2008

- Domanick Williams known as Domanick Davis prior to 2006.

Game

3	Ben Tate vs. New England, 12/1/13
3	Arian Foster vs. Indianapolis, 9/12/10

3	Ryan Moats at Buffalo, 11/1/09
---	--------------------------------

Game, Rookie

2	7x - last: D'Onta Foreman vs. Arizona, 11/19/2017
---	---

Game, Opponent

4	Shaun Alexander at Seattle, 10/16/05
3	Devonta Freeman at Atlanta, 10/4/15
	Maurice Jones-Drew vs. Jacksonville, 9/27/09
	Willie Parker vs. Pittsburgh, 9/7/08
	LaBrandon Toefield vs. Jacksonville, 12/24/05

Consecutive Games WITH A Rushing Touchdown

6	Arian Foster, 10/23/11 – 12/4/11
	Domanick Williams#, 11/28/04 – 1/2/05
5	Arian Foster, 9/30/12 – 11/4/12
	Arian Foster, 10/17/10 – 11/21/10
4	Arian Foster, 12/18/11 – 9/16/12

- Domanick Williams known as Domanick Davis prior to 2006.

PASSING

PASSING

Seasons Leading Team

7	Matt Schaub, 2007-13
5	David Carr, 2002-06

Consecutive Seasons Leading Team

7	Matt Schaub, 2007-13
5	David Carr, 2002-06

PASSER RATING

Career (1,500 attempts)

90.9	Matt Schaub, 2007-13
75.5	David Carr, 2002-06

Season (204 attempts)

103.0	Deshaun Watson, 2017
98.6	Matt Schaub, 2009
96.8	Matt Schaub, 2011
95.3	Ryan Fitzpatrick, 2014
92.7	Matt Schaub, 2008

Season, rookie (204 attempts)

103.0	Deshaun Watson, 2017
62.8	David Carr, 2002

Game (20 attempts)

147.7	Matt Schaub at Tennessee, 10/23/11
147.5	Ryan Fitzpatrick vs. Tennessee, 11/30/14
144	Matt Schaub vs. Cincinnati, 10/26/08
140.2	David Carr at Indianapolis, 9/17/06
129.7	Matt Schaub vs. Jacksonville, 1/2/11

Game, Opponent (20 attempts)

146.8	Steve McNair at Tennessee, 10/12/03
146.8	Jon Kitna vs. Cincinnati, 11/3/02
146.2	Tom Brady at New England, 9/24/17
143.8	Blake Bortles at Jacksonville, 12/17/17

TEXANS RECORDS - REGULAR SEASON INDIVIDUAL

139.8 Ben Roethlisberger vs. Pittsburgh, 9/18/05

PASSING ATTEMPTS

Seasons Leading Team

7 Matt Schaub, 2007-13

5 David Carr, 2002-06

Consecutive Seasons Leading Team

7 Matt Schaub, 2007-13

5 David Carr, 2002-06

Career

3,020 Matt Schaub, 2007-13

2,070 David Carr, 2002-06

510 Brock Osweiler, 2016

Season

583 Matt Schaub, 2009

574 Matt Schaub, 2010

544 Matt Schaub, 2012

510 Brock Osweiler, 2016

466 David Carr, 2004

Season, Rookie

444 David Carr, 2002

204 Deshaun Watson, 2017

134 T.J. Yates, 2011

40 Dave Ragone, 2003

Game

62 Matt Schaub vs. Baltimore, 12/13/10

58 Ryan Mallett at Carolina, 9/20/15

55 Matt Schaub vs. Jacksonville, 11/18/12

54 Matt Schaub at Tennessee, 12/19/10

David Carr at N.Y. Jets, 11/26/06

52 Matt Schaub at Washington, 9/19/10

50 Matt Schaub at Arizona, 10/11/09

Game, Opponent

61 Matthew Stafford at Detroit, 11/22/12

57 Peyton Manning vs. Indianapolis, 9/12/10

Tommy Maddox at Pittsburgh, 12/8/02

55 Chad Henne at Miami, 12/27/09

53 Blake Bortles at Jacksonville, 10/18/15

52 Peyton Manning at Denver, 9/23/12

51 Peyton Manning vs. Denver, 12/22/13

PASS COMPLETIONS

Seasons Leading Team

7 Matt Schaub, 2007-13

5 David Carr, 2002-06

Consecutive Seasons Leading Team

7 Matt Schaub, 2007-13

5 David Carr, 2002-06

Career

1,951 Matt Schaub, 2007-13

1,243 David Carr, 2002-06

301 Brock Osweiler, 2016

297 Sage Rosenfels, 2006-08

Season

396 Matt Schaub, 2009

365 Matt Schaub, 2010

350 Matt Schaub, 2012

Season, Rookie

233 David Carr, 2002

126 Deshaun Watson, 2017

82 T.J. Yates, 2011

20 Dave Ragone, 2003

Game

43 Matt Schaub vs. Jacksonville, 11/18/12

39 David Carr at N.Y. Jets, 11/26/06

38 Matt Schaub at Washington, 9/19/10

35 Matt Schaub at Tennessee, 12/19/10

Matt Schaub at Arizona, 10/11/09

Game, Opponent

40 Peyton Manning vs. Indianapolis, 9/12/10

36 Daunte Culpepper vs. Minnesota, 10/10/04

34 Peyton Manning at Indianapolis, 11/8/09

33 Drew Brees vs. New Orleans, 11/18/07

Brett Favre vs. Green Bay 11/21/04

Consecutive Completions

*22 David Carr vs. Buffalo, 11/19/06

17 Matt Schaub vs. Jacksonville, 11/18/12

16 Matt Schaub vs. Indianapolis (14), 9/23/07; at Atlanta (2), 9/30/07

13 David Carr at Indianapolis (9), 9/17/06; vs. Washington (4), 9/24/06

Ryan Fitzpatrick vs. Washington (5), 9/7/14; at Oakland (8), 9/14/14

*Tied NFL record at the time

Consecutive Completions, Opponent

*22 Mark Brunell vs. Washington, 9/24/06

*Tied NFL record at the time

PASSING COMPLETION PERCENTAGE

Seasons Leading Team

6 Matt Schaub, 2007, 2009-13

5 David Carr, 2002-06

Consecutive Seasons Leading Team

5 Matt Schaub, 2009-13

5 David Carr, 2002-06

Career (1,500 attempts)

64.6 Matt Schaub, 2007-13

60 David Carr, 2002-06

Season (224 attempts)

68.3 David Carr, 2006

67.9 Matt Schaub, 2009

66.4 Matt Schaub, 2007

66.1 Matt Schaub, 2008

64.3 Matt Schaub, 2012

Game (20 attempts)

TEXANS RECORDS - REGULAR SEASON INDIVIDUAL

85.7	Matt Schaub vs. Cincinnati, 10/26/08
84.6	David Carr at Indianapolis, 9/17/06
83.9	Matt Schaub vs. Detroit, 10/19/08
83.3	David Carr vs. Buffalo, 11/19/06
81.8	Matt Schaub vs. Indianapolis, 9/23/07
81.8	Matt Schaub vs. Jacksonville, 1/2/11

PASSING YARDS GAINED

Seasons Leading Team

7	Matt Schaub, 2007-13
5	David Carr, 2002-06

Consecutive Seasons Leading Team

7	Matt Schaub, 2007-13
5	David Carr, 2002-06

Career

23,221	Matt Schaub, 2007-13
13,391	David Carr, 2002-06
3,636	Deshaun Watson, 2017-2018
3,380	Sage Rosenfels, 2006-08

Seasons, 4,000 or More Yards Passing

3	Matt Schaub, 2009-10, 12
---	--------------------------

Seasons, 3,000 or More Yards Passing

4	Matt Schaub, 2008-12
1	David Carr, 2004

Season

4,770	Matt Schaub, 2009
4,370	Matt Schaub, 2010
4,008	Matt Schaub, 2012
3,531	David Carr, 2004

Season, Rookie

2,592	David Carr, 2002
1,699	Deshaun Watson, 2017
949	T.J. Yates, 2011
135	Dave Ragone, 2003

Game

527	Matt Schaub vs. Jacksonville, 11/18/12 (OT)
497	Matt Schaub at Washington, 9/19/10 (OT)
416	Matt Schaub vs. Oakland, 10/9/11
414	Matt Schaub at Green Bay, 12/7/08
402	Deshaun Watson at Seattle, 10/29/17

Game, Opponent

452	Russell Wilson at Seattle, 10/29/17
441	Matthew Stafford at Detroit, 11/22/12 (OT)
433	Peyton Manning vs. Indianapolis, 9/12/10
426	Donovan McNabb at Washington, 9/19/10

Games, 300 or More Yards Passing, Season

9	Matt Schaub, 2009
7	Matt Schaub, 2010
4	Deshaun Watson, 2018
	Matt Schaub, 2008

Games, 300 or More Yards Passing, Career

27	Matt Schaub, 2007-13
----	----------------------

6 Deshaun Watson, 2017-18

4	David Carr, 2002-06
1	Tom Savage, 2014, 16-17
1	Brian Hoyer, 2015
1	Case Keenum, 2013
1	T. J. Yates, 2011
1	Ryan Fitzpatrick, 2014

Longest Pass Completion

81	David Carr to Corey Bradford vs. Buffalo, 10/13/02
80	Matt Schaub to Jacoby Jones at Tampa Bay, 11/13/11 (TD)
78	Matt Schaub to Arian Foster at Tampa Bay, 11/13/11 (TD)
78	Matt Schaub to Arian Foster at Tennessee, 10/23/11 (TD)
78	David Carr to Corey Bradford at Miami, 9/7/03
77	Matt Schaub to Andre Johnson vs. Kansas City, 9/9/07 (TD)

PASSING AVERAGE GAIN

Seasons Leading Team (224 attempts/season)

7	Matt Schaub, 2007-13
5	David Carr, 2002-06

Consecutive Seasons Leading Team

7	Matt Schaub, 2007-13
5	David Carr, 2002-06

Average Gain, Career (1,500 attempts)

7.69	Matt Schaub, 2007-13
6.47	David Carr, 2002-06

Average Gain, Season (204 attempts)

8.49	Matt Schaub, 2011
8.33	Deshaun Watson, 2017
8.18	Matt Schaub, 2009
8	Matt Schaub, 2008
7.96	Ryan Fitzpatrick, 2014

Average Gain, Season, rookie (204 attempts)

8.33	Deshaun Watson, 2017
5.84	David Carr, 2002

Average Gain, Game (20 attempts)

13.4	Deshaun Watson vs. Seattle, 10/29/17
12.87	Matt Schaub at Tennessee, 10/23/11
11.77	Tom Savage at Tennessee, 12/3/17
11.5	Matt Schaub vs. Jacksonville, 1/2/11
10.85	Ryan Fitzpatrick vs. Tennessee, 11/30/14

Average Gain, Game, Opponent (20 attempts)

15.59	Steve McNair at Tennessee, 10/12/03
12.83	Philip Rivers vs. San Diego, 11/7/10
12.1	Ben Roethlisberger vs. Pittsburgh, 9/18/05
11.85	Peyton Manning at Indianapolis, 11/14/04
11.36	Chad Pennington vs. Miami, 10/12/08

PASSING TOUCHDOWNS

Seasons Leading Team

6	Matt Schaub, 2008-13
5	David Carr, 2002-06

Consecutive Seasons Leading Team

TEXANS RECORDS - REGULAR SEASON INDIVIDUAL

6	Matt Schaub, 2008-13
5	David Carr, 2002-06
Career	
124	Matt Schaub, 2007-13
59	David Carr, 2002-06
29	Deshaun Watson, 2017-18
24	Sage Rosenfels, 2006-08
19	Brian Hoyer, 2015
Season	
29	Matt Schaub, 2009
24	Matt Schaub, 2010
22	Matt Schaub, 2012
19	Deshaun Watson, 2017
	Brian Hoyer, 2015
Rookie, Season	
19	Deshaun Watson, 2017
9	David Carr, 2002
3	T.J. Yates, 2011
Game	
6	Ryan Fitzpatrick vs. Tennessee, 11/30/14
5	Matt Schaub vs. Jacksonville, 11/18/12
	Deshaun Watson vs. Kansas City, 10/8/17
4	Deshaun Watson at Seattle, 10/29/17
	Deshaun Watson vs. Tennessee, 10/1/17
	Matt Schaub at Denver, 9/23/12
	Matt Schaub at Cincinnati, 10/18/09
	Matt Schaub at Tennessee, 9/20/09
	Sage Rosenfels vs. Tennessee, 10/21/07
Game, Opponent	
6	Aaron Rodgers vs. Green Bay, 10/14/12
5	Daunte Culpepper vs. Minnesota, 10/10/04
	Peyton Manning at Indianapolis, 11/14/04
	Tom Brady at New England, 9/24/17
Games, Four or More Touchdown Passes, Career	
4	Matt Schaub, 2007-12
3	Deshaun Watson, 2017-18
1	Ryan Fitzpatrick, 2014
1	Sage Rosenfels, 2006-08
Games, Four or More Touchdown Passes, Season	
3	Deshaun Watson, 2017
2	Matt Schaub, 2012
	Matt Schaub, 2009
1	Ryan Fitzpatrick, 2014
	Sage Rosenfels, 2007
Consecutive Games, Touchdown Passes	
16	Matt Schaub, 11/14/10 – 10/30/11
12	Matt Schaub, 11/8/09 – 10/3/10
	Sage Rosenfels, 10/14/07 – 11/9/08
8	David Carr, 9/18/05 – 11/13/05
6	Matt Schaub, 10/21/12 – 12/2/12
	Matt Schaub, 9/20/09 – 10/25/09

David Carr, 9/19/04 – 10/31/04

PASSES HAD INTERCEPTED

Career

78 Matt Schaub, 2007-13

65 David Carr, 2002-06

23 Sage Rosenfels, 2006-08

Season

16 Brock Osweiler, 2016

15 Matt Schaub, 2009

David Carr, 2002

14 Matt Schaub, 2013

David Carr, 2004

Game

4 Sage Rosenfels vs. Baltimore, 11/9/08

David Carr at New England, 12/17/06

Game, Opponent

4 David Garrard at Jacksonville, 11/12/06

Steve McNair at Tennessee, 10/17/04

Consecutive Passes without an interception

110 Matt Schaub, 11/14/10 – 12/2/10

105 Case Keenum, 10/20/13 – 11/17/13

104 Matt Schaub, 11/06/11 – 9/23/12

99 Matt Schaub, 12/10/12 – 12/30/12

David Carr, 12/24/05 – 9/17/06

David Carr, 10/17/04 – 11/14/04

Attempts, No Interceptions, Game

44 Tom Savage vs. Indianapolis, 11/5/17

43 Case Keenum at Arizona, 11/10/13

42 David Carr vs. Minnesota, 10/10/04

41 David Carr at Denver, 11/7/04

40 Matt Schaub at St. Louis, 12/20/09

Matt Schaub at Jacksonville, 9/28/08

Matt Schaub at Atlanta, 9/30/07

Attempts, No Interceptions, Game, Opponent

57 Peyton Manning vs. Indianapolis, 9/12/10

52 Peyton Manning at Denver, 9/23/12

51 Peyton Manning vs. Denver, 12/22/13

50 Daunte Culpepper vs. Minnesota, 10/10/04

46 Peyton Manning vs. Indianapolis, 11/16/08

LOWEST INTERCEPTION PERCENTAGE

Seasons Leading Team

6 Matt Schaub, 2007-12

5 David Carr, 2002-06

Career (1,500 attempts)

2.6 Matt Schaub, 2007-13

3.1 David Carr, 2002-06

Season (224 attempts)

1.9 Brian Hoyer, 2015

2.05 Matt Schaub, 2011

2.09 Matt Schaub, 2010

TEXANS RECORDS - REGULAR SEASON INDIVIDUAL

2.21	Matt Schaub, 2012
2.37	Case Keenum, 2013
Season, Rookie (204 attempts)	
3.38	David Carr, 2002
3.92	Deshaun Watson, 2017

TIMES SACKED

Career	
249	David Carr, 2002-06
160	Matt Schaub, 2007-13
45	Deshaun Watson, 2017-2018
36	T.J. Yates, 2011-13, 2015, 2017
27	Tom Savage, 2014-17
	Brock Osweiler, 2016

Season	
*76	David Carr, 2002
68	David Carr, 2005
49	David Carr, 2004

* NFL record

Game	
9	David Carr at San Diego, 9/15/03
8	David Carr at Cleveland, 10/20/02
	David Carr vs. Pittsburgh, 9/18/05
7	Deshaun Watson vs. Buffalo Bills, 10/14/18
	David Carr vs. Tennessee, 10/9/05
	David Carr at Cincinnati, 10/2/05
	David Carr at Philadelphia, 9/29/02

Game, Opponent	
8	Blake Bortles vs. Jacksonville, 1/3/16
6	Jake Locker at Tennessee, 12/2/12
6	Blaine Gabbert at Jacksonville, 11/27/11
6	Tommy Maddox at Pittsburgh, 12/8/02

RECEIVING

RECEPTIONS

Seasons Leading Team	
10	Andre Johnson, 2003-06, 08-10, 12-14
3	DeAndre Hopkins, 2015-17
Consecutive Seasons Leading Team	
4	Andre Johnson, 2003-06
3	Andre Johnson, 2008-10
	Andre Johnson, 2012-14
	DeAndre Hopkins, 2015-17
Career	
1,012	Andre Johnson, 2003-14
460	DeAndre Hopkins, 2013-18
385	Owen Daniels, 2006-13
326	Kevin Walter, 2006-12

Seasons, 50 or More Pass Receptions

11	Andre Johnson, 2003-10, 2012-14
5	DeAndre Hopkins, 2013-17
4	Kevin Walter, 2007-10
	Owen Daniels, 2007-08, 2011-12
2	Arian Foster, 2010-11

Season	
115	Andre Johnson, 2008
112	Andre Johnson, 2012
111	DeAndre Hopkins, 2015
109	Andre Johnson, 2013
103	Andre Johnson, 2006

Season, Rookie	
66	Andre Johnson, 2003
52	DeAndre Hopkins, 2013
50	Steve Slaton, 2008
47	Domanick Williams#, 2003
	Will Fuller V, 2016

Game	
14	Andre Johnson vs. Jacksonville, 11/18/12 (OT)
13	Andre Johnson at Jacksonville, 12/5/13
12	6x - last: Andre Johnson at San Diego, 9/9/13

Game, Opponent	
14	Dallas Clark at Indianapolis, 11/8/09
12	4x - last: A.J. Green vs. Cincinnati, 11/23/14

Consecutive Games Played, Pass Reception	
133	Andre Johnson, 11/6/05 - 12/21/14
88	Owen Daniels, 12/10/06 - 10/6/13
86	DeAndre Hopkins, 9/9/13 - 10/21/18
37	Arian Foster, 1/3/10 - 10/21/12
35	Andre Johnson, 9/7/03 - 10/2/05
35	Kevin Walter, 9/7/08 - 10/10/10

RECEIVING YARDS GAINED

Seasons Leading Team	
10	Andre Johnson, 2003-10, 12-13
4	DeAndre Hopkins, 2014-17
1	Owen Daniels, 2011
	Corey Bradford, 2002

Consecutive Seasons Leading Team	
8	Andre Johnson, 2003-10
4	DeAndre Hopkins, 2014-17

Career	
13,597	Andre Johnson, 2003-14
6,572	DeAndre Hopkins, 2013-18
4,617	Owen Daniels, 2006-13
4,083	Kevin Walter, 2006-12
2,268	Arian Foster, 2009-15

Seasons, 1,000 or More Yards	
7	Andre Johnson - 2004, 2006, 2008-10, 2012-13
3	DeAndre Hopkins - 2014-15, 2017

Season	
---------------	--

TEXANS RECORDS - REGULAR SEASON INDIVIDUAL

1,598	Andre Johnson, 2012
1,575	Andre Johnson, 2008
1,569	Andre Johnson, 2009
1,521	DeAndre Hopkins, 2015
1,407	Andre Johnson, 2013
Season, Rookie	
976	Andre Johnson, 2003
802	DeAndre Hopkins, 2013
635	Will Fuller V, 2016
483	Jabar Gaffney, 2002
377	Steve Slaton, 2008
Game	
273	Andre Johnson vs. Jacksonville, 11/18/12 (OT)
238	DeAndre Hopkins vs. Tennessee, 11/30/14
229	Andre Johnson vs. Indianapolis, 11/3/13
224	DeAndre Hopkins at Seattle, 10/29/17
207	Andre Johnson vs. Tennessee, 12/14/08
196	Andre Johnson at St. Louis, 12/20/09
193	Andre Johnson vs. Seattle, 12/13/09
Game, Opponent	
265	Lee Evans vs. Buffalo, 11/19/06
236	Justin Blackmon vs. Jacksonville, 11/18/12 (OT)
223	T.Y. Hilton vs. Indianapolis, 10/9/14
186	Keelan Cole at Jacksonville, 12/17/17
177	Derrick Mason at Tennessee, 10/12/03
Games, 100 or More Yards, Career	
51	Andre Johnson, 2003-14
20	DeAndre Hopkins, 2013-18
5	Will Fuller V, 2016-18
4	Owen Daniels, 2006-12
3	Arian Foster, 2009-15
	Corey Bradford, 2002-05
	Kevin Walter, 2006-12
Games, 100 or More Yards, Season	
8	Andre Johnson, 2008
6	DeAndre Hopkins, 2015
	Andre Johnson, 2009, 2010, 2012, 2013
5	DeAndre Hopkins, 2017
4	DeAndre Hopkins, 2014
Consecutive Games, 100 or More Yards	
4	Andre Johnson, 10/5/08 - 10/26/08
	DeAndre Hopkins, 9/27/15 - 10/18/15
3	Andre Johnson, 9/9/07 - 11/18/07
2	11x - last: DeAndre Hopkins, 9/30/18 - 10/7/18
Longest Reception	
81	Corey Bradford from David Carr vs. Buffalo, 10/13/02
80	Jacoby Jones from Matt Schaub at Tampa Bay, 11/13/11 (TD)
78	Arian Foster from Matt Schaub at Tampa Bay, 11/13/11 (TD)
	Arian Foster from Matt Schaub at Tennessee, 10/23/11 (TD)
	Corey Bradford from David Carr at Miami, 9/7/03 (TD)

76 DeAndre Hopkins from Ryan Fitzpatrick vs. Washington, 9/7/14 (TD)

Longest Reception, Opponent

96	Calvin Johnson vs. Detroit, 10/19/08 (TD)
94	Robert Woods at Los Angeles, 11/12/17 (TD)
84	Troy Edwards vs. Jacksonville, 10/28/03 (TD)
83	Lee Evans vs. Buffalo, 11/19/06 (TD)
81	Justin Blackmon vs. Jacksonville, 11/18/12 (TD)

RECEIVING AVERAGE

Average Gain, Career (200 receptions)

14.3	DeAndre Hopkins, 2013-18
13.4	Andre Johnson, 2003-14
12.5	Kevin Walter, 2006-12
12.0	Owen Daniels, 2006-13

Average Gain, Season (32 receptions)

17.7	André Davis, 2007
15.9	DeAndre Hopkins, 2014
15.5	Andre Johnson, 2009
15.5	Corey Bradford, 2002
15.4	DeAndre Hopkins, 2013

Average Gain, Game (MIN. 3 receptions)

30.5	Andre Johnson at Buffalo, 11/16/03 (4-122)
28.7	Andre Johnson at Detroit, 9/19/04 (3-86)
28.0	DeAndre Hopkins at Seattle, 10/29/17 (8-224)
27.3	Jabar Gaffney at Chicago, 12/19/04 (4-109)
26.5	Joel Dreessen at N.Y. Jets, 11/21/10 (4-106)

RECEIVING TOUCHDOWNS

Seasons Leading Team

8	Andre Johnson, 2003-04, 2006-10, 2013
3	DeAndre Hopkins, 2015-17
	Corey Bradford, 2002-03, 2005

Consecutive Seasons Leading Team

5	Andre Johnson, 2006-10
3	DeAndre Hopkins, 2015-17

Career

64	Andre Johnson, 2003-14
40	DeAndre Hopkins, 2013-18
29	Owen Daniels, 2006-13
24	Kevin Walter, 2006-12
18	Corey Bradford, 2002-05

Season

13	DeAndre Hopkins, 2017
11	DeAndre Hopkins, 2015
9	Andre Johnson, 2009
8	Andre Johnson, 2010
	Andre Johnson, 2008
	Kevin Walter, 2008
	Andre Johnson, 2007

Season, Rookie

TEXANS RECORDS - REGULAR SEASON INDIVIDUAL

5	Owen Daniels, 2006
4	Andre Johnson, 2003
Game	
3	DeAndre Hopkins vs. Kansas City, 10/8/17
	Andre Johnson vs. Indianapolis, 11/3/13
Game, Rookie	
2	Jaeden Strong vs. Indianapolis, 10/8/15
	Owen Daniels at Tennessee, 10/29/06
	Andre Johnson vs. Kansas City, 9/21/03
Game, Opponent	
3	T.Y. Hilton vs. Indianapolis, 11/3/13
	Jordy Nelson vs. Green Bay, 10/14/12
	Vernon Davis vs. San Francisco, 10/25/09
	Steve Smith at Carolina, 9/16/07
	Terrell Owens at Dallas, 10/15/06
	Derrick Mason at Tennessee, 10/12/03
Consecutive Games, Touchdowns	
5	DeAndre Hopkins, 10/1/17 - 11/5/17
4	Arian Foster, 10/20/14 - 11/30/14
	Andre Johnson, 12/13/10 - 9/18/11
	Andre Johnson, 12/2/07 - 12/23/07

PUNTING

PUNTING

Seasons Leading Team

5	Shane Lechler, 2013-17
	Chad Stanley, 2002-06
4	Matt Turk, 2007-10

Consecutive Seasons Leading Team

5	Shane Lechler, 2013-17
	Chad Stanley, 2002-06
4	Matt Turk, 2007-10

PUNTS

Career

444	Chad Stanley, 2002-06
430	Shane Lechler, 2013-17
254	Matt Turk, 2007-11
88	Donnie Jones, 2012

Season

114	Chad Stanley, 2002
97	Chad Stanley, 2003
95	Shane Lechler, 2015
92	Shane Lechler, 2017
88	Shane Lechler, 2013
	Donnie Jones, 2012

Game

11	Shane Lechler at Jacksonville, 12/17/17
	Chad Stanley at Indianapolis, 12/1/02
10	Donnie Jones at Tennessee, 12/2/12

Brett Hartmann at Jacksonville, 11/27/11

Chad Stanley at Jacksonville, 12/7/03

Chad Stanley at Pittsburgh, 12/8/02

Chad Stanley at San Diego, 9/15/02

Chad Stanley vs. Dallas, 9/8/02

Game, Opponent

11	Marquette King vs. Oakland, 11/17/13
10	Darren Bennett at San Diego, 9/15/02
9	6 times, last Colton Schmidt vs. Buffalo, 9/28/14

Longest Punt

71	Shane Lechler vs. Indianapolis, 10/9/14
69	Brett Hartmann at Miami, 9/18/11
66	Donnie Jones at Denver, 9/23/12
	Brett Hartmann vs. Atlanta, 12/4/11
65	Shane Lechler at Oakland, 9/14/14
	Shane Lechler at Arizona, 11/10/13
	Donnie Jones vs. Minnesota, 12/23/12

Longest Punt, Opponent

75	Mat McBriar at Dallas, 10/15/06
74	Sam Koch vs. Baltimore, 11/9/08
70	Brett Kern at Tennessee, 12/2/12
	Brandon Fields vs. Miami, 9/18/11

PUNT AVERAGE

Career (250 punts)

47.6	Shane Lechler, 2013-17
42.3	Matt Turk, 2007-11
41.0	Chad Stanley, 2002-06

Season (40 punts)

49.0	Shane Lechler, 2017
47.6	Shane Lechler, 2013
47.5	Shane Lechler, 2016
47.3	Shane Lechler, 2015
47.2	Donnie Jones, 2012
46.3	Shane Lechler, 2014

Game (4 punts)

58.9	Shane Lechler at Arizona, 11/10/13 (7 punts)
54.5	Shane Lechler vs. Indianapolis, 10/9/14 (4 punts)
54.2	Donnie Jones at Denver, 9/23/12 (5 punts)
53.0	Shane Lechler at Seattle, 10/29/17 (5 punts)
52.8	Brett Hartmann vs. Atlanta, 12/4/11 (5 punts)

Game, Opponent (4 punts)

56.8	Shane Lechler at Oakland, 12/3/06 (4 punts)
	Mat McBriar at Dallas, 10/15/06 (4 punts)
53.9	Brett Nortman at Carolina, 9/20/15 (7 punts)
53.4	Shane Lechler vs. Oakland, 10/4/09 (8 punts)
52.8	Mike Scifres at San Diego, 10/28/07 (5 punts)
52.2	Bryan Anger at Jacksonville, 9/16/12 (9 punts)

PUNTS HAD BLOCKED

Consecutive Punts, None Blocked

327	Chad Stanley, 2002-06
-----	-----------------------

TEXANS RECORDS - REGULAR SEASON INDIVIDUAL

324 Shane Lechler, 2014-17 (current)

254 Matt Turk, 2007-11

99 Shane Lechler, 2013-14

Punts Had Blocked, Career

2 Chad Stanley, 2002-06

1 Shane Lechler, 2013-15

Punts Had Blocked, Season

2 Chad Stanley, 2002

1 Shane Lechler, 2014

PUNTS INSIDE THE 20

Career

147 Shane Lechler, 2013-17

135 Chad Stanley, 2002-06

88 Matt Turk, 2007-11

Season

36 Chad Stanley, 2002

36 Chad Stanley, 2003

34 Shane Lechler, 2013

32 Shane Lechler, 2017

Game

6 Chad Stanley vs. Dallas, 9/8/02

5 Shane Lechler vs. Indianapolis, 11/5/17

Shane Lechler vs. Tennessee, 9/15/13

Donnie Jones at Tennessee, 12/2/12

Chad Stanley at San Francisco, 1/1/06

Game, Opponent

6 Brett Kern at Tennessee, 12/29/13

Andy Lee vs. Arizona, 11/19/17

5 Sam Koch vs. Baltimore, 12/13/10

Mike Scifres at San Diego, 10/28/07

Craig Hentrich vs. Tennessee, 12/10/06

PUNT RETURNS

PUNT RETURNS

Seasons Leading Team

5 Jacoby Jones, 2007-11

3 Keshawn Martin, 2012-14

2 J.J. Moses, 2003-04

Career

179 Jacoby Jones, 2007-11

86 Keshawn Martin, 2012-15

72 J.J. Moses, 2003-04

Season

49 Jacoby Jones, 2011

39 Jacoby Jones, 2009

39 Keshawn Martin, 2013

36 Keith Mumphery, 2015

J.J. Moses, 2003, 04

Jermaine Lewis, 2002

Season, Rookie

36 Keith Mumphery, 2015

30 Jacoby Jones, 2007

27 Tyler Ervin, 2016

22 Keshawn Martin, 2012

12 Jerome Mathis, 2005

Game

7 Keshawn Martin vs. Oakland, 11/17/13

Jacoby Jones at Jacksonville, 11/27/11

Jacoby Jones vs. Oakland, 10/4/09

6 Trindon Holliday at Jacksonville, 9/16/12

Keith Mumphery at Carolina, 9/20/15

Game, Opponent

6 Patrick Peterson at Arizona, 11/10/13

Marcus Sherels vs. Minnesota, 12/23/12

Darius Reynaud at Tennessee, 12/2/12

David Allen at Jacksonville, 12/7/03

Antwaan Randle El at Pittsburgh, 12/8/02

Troy Walters at Indianapolis, 12/1/02

FAIR CATCHES

Career

60 Jacoby Jones, 2007-11

55 Keshawn Martin, 2012-14

31 Tyler Ervin, 2016-18

20 J.J. Moses, 2003-04

Season

24 Keshawn Martin, 2014

21 Keshawn Martin, 2013

17 Jacoby Jones, 2008

Jermaine Lewis, 2002

15 Jacoby Jones, 2010

Game

4 Keshawn Martin vs. Indianapolis, 10/9/14

Keshawn Martin at Tennessee, 12/29/13

Dexter Wynn vs. Buffalo, 11/19/06

Jermaine Lewis vs. Dallas, 9/8/02

Game, Opponent

5 Dante Hall vs. Kansas City, 9/21/03

4 7 times, last by Ace Sanders vs. Jacksonville, 11/24/2013

PUNT RETURN YARDS GAINED

Seasons Leading Team

5 Jacoby Jones, 2007-11

3 Keshawn Martin, 2012-14

2 J.J. Moses, 2003-04

Career

1,820 Jacoby Jones, 2007-11

766 Keshawn Martin, 2012-15

553 J.J. Moses, 2003-04

467 Tyler Ervin, 2016-18

TEXANS RECORDS - REGULAR SEASON INDIVIDUAL

Season

518	Jacoby Jones, 2011
427	Jacoby Jones, 2009
386	Jacoby Jones, 2008

Season, Rookie

286	Jacoby Jones, 2007
280	Keith Mumphery, 2015
267	Keshawn Martin, 2012
261	Tyler Ervin, 2016

Game

125	Keshawn Martin vs. Oakland, 11/17/13
100	Jacoby Jones at Arizona, 10/11/09
92	Avion Black vs. Baltimore, 12/15/02
91	Jacoby Jones at Jacksonville, 11/27/11
	Jacoby Jones vs. Indianapolis, 9/11/11

Game, Opponent

93	Tandon Doss at Baltimore, 9/22/13
81	DeAnthony Thomas vs. Kansas City, 9/13/15
80	Johnnie Lee Higgins at Oakland, 12/21/08
	Adam Jones at Tennessee, 12/11/05
76	Marcus Thigpen vs. Miami, 9/9/12

Longest Punt Return

87	Keshawn Martin vs. Oakland, 11/17/13
79t	Jacoby Jones vs. Indianapolis, 9/11/11
76	Avion Black vs. Baltimore, 12/15/02
74	Jacoby Jones vs. Indianapolis, 9/23/07
73t	Jacoby Jones vs. Cincinnati, 10/26/08

PUNT RETURN AVERAGE

Career (75 returns)

10.2	Jacoby Jones, 2007-11
8.9	Keshawn Martin, 2012-14

Season (20 returns)

12.14	Keshawn Martin, 2012
12.06	Jacoby Jones, 2008
10.92	Jacoby Jones, 2009
9.67	Tyler Ervin, 2016

Season, rookie (20 returns)

12.1	Keshawn Martin, 2012
9.7	Tyler Ervin, 2016

Game (3 returns)

30.7	Avion Black vs. Baltimore, 12/15/02
30.3	Jacoby Jones vs. Indianapolis, 9/11/11
21.8	Jacoby Jones vs. Miami, 10/12/08
20.0	Jacoby Jones at Arizona, 10/11/09

Game, Opponent (3 returns)

26.7	Adam Jones at Tennessee, 12/11/05
22.3	Griff Whalen at Indianapolis, 12/16/13
19.7	Adam Jones at Tennessee, 10/29/06

PUNT RETURN TOUCHDOWNS

Career

3	Jacoby Jones, 2007-11
1	Keshawn Martin, 2012-15
	Avion Black, 2002
	Will Fuller V, 2016-2018

Season

2	Jacoby Jones, 2008
1	Keshawn Martin, 2013
	Jacoby Jones, 2011
	Avion Black, 2002
	Will Fuller V, 2016

Game

1	Will Fuller V vs. Tennessee, 10/2/16 (67 yards)
	Keshawn Martin vs. Oakland, 11/17/13 (87)
	Jacoby Jones vs. Indianapolis, 9/11/11 (79)
	Jacoby Jones vs. Cincinnati, 10/26/08 (73)
	Jacoby Jones vs. Miami, 10/12/08 (70)
	Avion Black vs. Baltimore, 12/15/02 (76)

Game, Opponent

1	Tyreek Hill vs. Kansas City, 10/8/17 (82 yards)
	Tandon Doss at Baltimore, 9/22/13 (82)
	Marcus Thigpen vs. Miami, 9/9/12 (72)
	Johnnie Lee Higgins at Oakland, 12/21/08 (80)
	Adam Jones at Tennessee, 10/29/06 (53)
	Adam Jones at Tennessee, 12/11/05 (52)
	Dante Hall vs. Kansas City, 9/21/03 (73)

KICKOFF RETURNS

KICKOFF RETURNS

Seasons Leading Team

3	André Davis, 2007-09
2	Keshawn Martin, 2012-13
	J.J. Moses, 2003-04

Career

117	J.J. Moses, 2003-04
108	André Davis, 2007-09
72	Jerome Mathis, 2005-07
68	Keshawn Martin, 2012-15

Season

59	J.J. Moses, 2004
58	J.J. Moses, 2003
54	Jerome Mathis, 2005

Season, Rookie

54	Jerome Mathis, 2005
31	Keshawn Martin, 2012
20	Vernand Morency, 2005

Game

8	Dexter Wynn at New England, 12/17/06
7	10x - last: Jacoby Jones at Indianapolis, 11/1/2010

Game, Opponent

7	Devin Moore vs. Indianapolis, 9/12/10
---	---------------------------------------

TEXANS RECORDS - REGULAR SEASON INDIVIDUAL

Reggie Swinton vs. Arizona, 12/18/05

Doug Gabriel vs. Oakland, 10/3/04

KICKOFF RETURN YARDS

Seasons Leading Team

3 André Davis, 2007-09

2 Keshawn Martin, 2012-13

J.J. Moses, 2003-04

Danieal Manning, 2011, 2014

Career

2,743 André Davis, 2007-09

2,658 J.J. Moses, 2003-04

2,054 Jerome Mathis, 2005-07

1,707 Keshawn Martin, 2012-15

Season

1,542 Jerome Mathis, 2005

1,355 J.J. Moses, 2003

1,303 J.J. Moses, 2004

Season, Rookie

1,542 Jerome Mathis, 2005

741 Keshawn Martin, 2012

437 Vernand Morency, 2005

Game

266 Jerome Mathis vs. Kansas City, 11/20/05

266 Jerome Mathis vs. Indianapolis, 10/23/05

234 André Davis vs. Jacksonville, 12/30/07

233 Jerome Mathis vs. Indianapolis, 9/23/07

186 J.J. Moses at Cincinnati, 11/9/03

Game, Opponent

233 David Reed vs. Baltimore, 12/13/10

199 Doug Gabriel vs. Oakland, 10/3/04

196 Jacoby Jones vs. Baltimore, 10/21/12

187 Danieal Manning vs. Chicago, 12/28/08

176 Ted Ginn Jr. vs. Miami, 10/7/07

Longest, Game (All TDs)

104 André Davis vs. Jacksonville, 12/30/07

99 Jerome Mathis vs. Kansas City, 11/20/05

97 André Davis vs. Jacksonville, 12/30/07

97 André Davis vs. Tampa Bay, 12/9/07

95 Jacoby Jones vs. Oakland, 10/4/09

Longest, Game, Opponent (ALL TDS)

103 David Reed vs. Baltimore, 12/13/10

101 Deji Karim at Indianapolis, 12/30/12

100 Joe McKnight at N.Y. Jets, 10/8/12

99 Eddie Drummond at Detroit, 9/19/04

95 André Davis at Cleveland, 10/20/02

KICKOFF RETURN AVERAGE

Career (75 returns)

25.4 André Davis, 2007-09

22.7 J.J. Moses, 2003-04

Season (20 returns)

30.3 André Davis, 2007

28.6 Jerome Mathis, 2005

26.6 Jacoby Jones, 2009

Season, Rookie (20 returns)

28.6 Jerome Mathis, 2005

23.1 Keshawn Martin, 2012

Game (3 returns)

46.8 André Davis vs. Jacksonville, 12/30/07

38.0 Jerome Mathis vs. Kansas City, 11/20/05

38.0 Jerome Mathis vs. Indianapolis, 10/23/05

37.0 Jerome Mathis at Oakland, 12/3/06

Game, Opponent (3 returns)

53.0 Deji Karim at Indianapolis, 12/30/12

42.0 André Davis at Cleveland, 10/20/02

39.3 Eddie Drummond at Detroit, 9/19/04

38.8 David Reed vs. Baltimore, 12/13/10

KICKOFF RETURN TOUCHDOWNS

Career

3 André Davis, 2007

Jerome Mathis, 2005-07

1 Jacoby Jones, 2007-11

Season

3 André Davis, 2007

2 Jerome Mathis, 2005

1 Jacoby Jones, 2009

Jerome Mathis, 2007

Rookie, Season

2 Jerome Mathis, 2005

Game

*2 André Davis vs. Jacksonville, 12/30/07 (104 and 97 yards)

1 Jacoby Jones vs. Oakland, 10/4/09 (95)

André Davis vs. Tampa Bay, 12/9/07 (97)

Jerome Mathis vs. Indianapolis, 9/23/07 (94)

Jerome Mathis vs. Kansas City, 11/20/05 (99)

Jerome Mathis vs. Indianapolis, 10/23/05 (89)

* Tied NFL record

Game, Opponent

1 Deji Karim at Indianapolis, 12/30/12 (101 yards)

Joe McKnight at N.Y. Jets, 10/8/12 (100)

David Reed vs. Baltimore, 12/13/10 (103)

Ellis Hobbs at New England, 12/17/06 (93)

Eddie Drummond at Detroit, 9/19/04 (99)

André Davis at Cleveland, 10/20/02 (95)

BLOCKED KICKS

BLOCKED PUNTS

Career

2 Bryan Braman, 2011-13

Ramon Walker, 2002-05

TEXANS RECORDS – REGULAR SEASON INDIVIDUAL

1	Tyrell Adams, 2018
	Alfred Blue, 2014-18
	Antwan Peek, 2003-05
	Jimmy McClain, 2002
Season	
2	Bryan Braman, 2012
1	Ramon Walker, 2005
	Antwan Peek, 2004
	Ramon Walker, 2003
	Jimmy McClain, 2002
	Alfred Blue, 2014
	Tyrell Adams, 2018
Game	
1	Tyrell Adams vs. Buffalo Bills, 10/14/18
	Alfred Blue vs. Washington, 9/7/14
	Bryan Braman vs. Indianapolis, 12/16/12
	Bryan Braman vs. Green Bay, 10/14/12
	Ramon Walker at San Francisco, 1/1/06
	Antwan Peek at Denver, 11/7/04
	Ramon Walker vs. New England, 11/23/03
	Jimmy McClain at Washington, 12/22/02
Game, Opponent	
1	Demontre Moore at N.Y. Giants, 9/21/14
	Randy Starks vs. Tennessee, 11/28/04

Rocky Boiman vs. Tennessee, 12/29/02
Eric Westmoreland at Jacksonville, 10/27/02

BLOCKED PUNT RETURNS

Career

1	Brennan Scarlett, 2016-18
	Alfred Blue, 2014-18
	DeVier Posey, 2012-14
	Bryan Braman, 2011-13
	Jonathan Wells, 2002-05
	Kevin Williams, 2002

Season

1	Brennan Scarlett, 2016-18
	Alfred Blue, 2014
	DeVier Posey, 2012
	Bryan Braman, 2012
	Jonathan Wells, 2002
	Kevin Williams, 2002

Game

1	Brennan Scarlett vs. Buffalo Bills, 10/14/18
	Alfred Blue vs. Washington, 9/7/14 for TD
	Bryan Braman vs. Indianapolis, 12/16/12 for TD
	DeVier Posey vs. Green Bay, 10/14/12 for TD
	Jonathan Wells at Denver, 11/7/04
	Kevin Williams at Washington, 12/22/02 for TD

TEXANS RECORDS - REGULAR SEASON INDIVIDUAL

SPECIAL TEAMS TOUCHDOWNS

SPECIAL TEAMS TOUCHDOWNS

Career

4	Jacoby Jones, 2007-11
3	André Davis, 2007-09
	Jerome Mathis, 2005-07

Season

3	André Davis, 2007
2	Jerome Mathis, 2005
	Jacoby Jones, 2008

Game

*2	André Davis vs. Jacksonville, 12/30/07 (104 yards KR and 97 KR)
1	Will Fuller V vs. Tennessee, 10/2/16 (67 PR) Alfred Blue vs. Washington, 9/7/14 (5 BP) Keshawn Martin vs. Oakland, 11/17/13 (87 PR) Bryan Braman vs. Indianapolis, 12/16/12 (8 BP) Devier Posey vs. Green Bay, 10/14/12 (0 BP) Jacoby Jones vs. Indianapolis, 9/11/11 (79 PR) Jacoby Jones vs. Oakland, 10/4/09 (95 KR) Jacoby Jones vs. Cincinnati, 10/26/08 (73 PR) Jacoby Jones vs. Miami, 10/12/08 (70 PR) André Davis vs. Tampa Bay, 12/9/07 (97 KR) Jerome Mathis vs. Indianapolis, 9/23/07 (94 KR) Jerome Mathis vs. Kansas City, 11/20/05 (99 KR) Jerome Mathis vs. Indianapolis, 10/23/05 (89 KR) Kevin Williams at Washington, 12/22/02 (0 BP) Avion Black vs. Baltimore, 12/15/02 (76 PR)

* Tied NFL record

INTERCEPTIONS

INTERCEPTIONS

Seasons Leading Team

2	Dunta Robinson, 2004, 2006 (tied) Kareem Jackson, 2012, 2014 (tied)
---	--

Career

16	Kareem Jackson, 2010-18
15	Johnathan Joseph, 2011-18
13	Dunta Robinson, 2004-08
11	Marcus Coleman, 2002-05
	Aaron Glenn, 2002-04
9	Andre Hal, 2014-18
	Quintin Demps, 2010-16
8	Brian Cushing, 2009-17
7	Jason Allen, 2010-11
6	A.J. Bouye, 2013-16

Season

7	Marcus Coleman, 2003
6	Dunta Robinson, 2004
	Quintin Demps, 2016
5	Aaron Glenn, 2004
	Aaron Glenn, 2002

Season, Rookie

6	Dunta Robinson, 2004
4	Brian Cushing, 2009
3	Fred Bennett, 2007
2	Kareem Jackson, 2010

Game

3	Glover Quin vs. Tennessee, 11/28/10
2	11x - last: Johnathan Joseph vs. Cleveland, 10/15/2017

Game, Opponent

2	14x - last: Mike Adams vs. Indianapolis, 10/8/2015
---	--

Consecutive Games With An Interception

4	Quintin Demps, 12/11/16-1/1/17
---	--------------------------------

INTERCEPTION YARDS

Seasons Leading Team

3	Johnathan Joseph, 2012-13, 2017
1	13 times, last by Quintin Demps, 2016

Gained, Career

392	Johnathan Joseph, 2011-18
336	Kareem Jackson, 2010-18
221	Aaron Glenn, 2002-04
217	Marcus Coleman, 2002-05
162	Dunta Robinson, 2004-09

Season

181	Aaron Glenn, 2002
146	Dunta Robinson, 2004
121	Bernard Pollard, 2009
120	A.J. Bouye, 2014
116	Marcus Coleman, 2004

Season, Rookie

146	Dunta Robinson, 2004
47	Fred Bennett, 2007
28	Dylan Cole, 2017
26	Brian Cushing, 2009

Game

135	Aaron Glenn at Pittsburgh, 12/8/02
102	Marcus Coleman at Kansas City, 9/28/04
95	Marlon McCree vs. Tennessee, 12/21/03

Game, Opponent

102	Artrell Hawkins vs. Cincinnati, 11/3/02
99	Cortland Finnegan vs. Tennessee, 9/21/08
98	Alec Ogletree vs. St. Louis, 10/13/13

Longest Return

102t	Marcus Coleman at Kansas City, 9/26/04
95t	Marlon McCree vs. Tennessee, 12/21/03
86	Brice McCain at N.Y. Jets, 10/8/12

TEXANS RECORDS - REGULAR SEASON INDIVIDUAL

82t Johnathan Joseph vs. Cleveland, 10/15/17

80t J.J. Watt vs. Buffalo Bills, 9/28/14

LONGEST RETURN, Opponent (ALL TDS)

102 Artrell Hawkins vs. Cincinnati, 11/3/02

99 Cortland Finnegan vs. Tennessee, 9/21/08

98 Alec Ogletree vs. St. Louis, 10/13/13

91 Darius Butler vs. New England, 1/3/10

INTERCEPTIONS RETURNED FOR TOUCHDOWN

Interceptions Returned For Touchdowns Career

4 Johnathan Joseph, 2011-18

3 Kareem Jackson, 2010-18

2 Aaron Glenn, 2002-04

1 Dylan Cole, 2017-18

Andre Hal, 2015-18

J.J. Watt, 2011-18

A.J. Bouye, 2013-16

Brian Cushing, 2009-2016

Kendrick Lewis, 2014

Danieal Manning, 2011-14

Brice McCain, 2009-13

Bernard Pollard, 2009

Dunta Robinson, 2004-08

DeMarcus Faggins, 2002-08

Jacques Reeves, 2008

Marcus Coleman, 2002-05

Marlon McCree, 2003-04

Season

2 Aaron Glenn, 2002

1 19x - last: Johnathan Joseph, 2018

Game

2 Aaron Glenn vs. Pittsburgh, 12/8/02

PASS DEFENSE

PASSES DEFENSED

Seasons Leading Team

4 Johnathan Joseph, 2011; 2013-15

3 Dunta Robinson, 2004-06

2 Marcus Coleman, 2002-03

Glover Quin, 2009-10

Career

100 Johnathan Joseph, 2011-18

79 Kareem Jackson, 2010-18

63 Dunta Robinson, 2004-09

56 Marcus Coleman, 2002-05

48 J.J. Watt, 2011-18

47 Glover Quin, 2009-12

Season

22 Marcus Coleman, 2003

Marcus Coleman, 2002

Johnathan Joseph, 2015

19 Jacques Reeves, 2008

Dunta Robinson, 2004

18 Aaron Glenn, 2002

17 Kareem Jackson, 2012

Game

6 Aaron Glenn vs. Dallas, 9/8/02

5 4x - last: Johnathan Joseph vs. Tampa Bay, 9/27/15

TACKLES AND SACKS

TOTAL TACKLES

Career

664 Brian Cushing, 2009-17

636 DeMeco Ryans, 2006-11

507 Kareem Jackson, 2010-18

442 Jamie Sharper, 2002-04

420 J.J. Watt, 2011-18

Season

166 Jamie Sharper, 2003

156 DeMeco Ryans, 2006

139 Jamie Sharper, 2004

137 Jay Foreman, 2002

Jamie Sharper, 2002

Game

17 Brian Cushing at N.Y. Giants, 9/21/14

Jamie Sharper at Tampa Bay, 12/14/03

Jamie Sharper at Cincinnati, 11/9/03

16 Jay Foreman vs. New England, 11/23/03

Benardrick McKinney at New England, 9/22/16

SOLO TACKLES

Solo Tackles, Career

479 DeMeco Ryans, 2006-11

425 Kareem Jackson, 2010-18

424 Brian Cushing, 2009-16

357 Johnathan Joseph, 2011-18

332 Dunta Robinson, 2004-09

Solo Tackles, Season

126 DeMeco Ryans, 2006

107 Jamie Sharper, 2003

101 Jay Foreman, 2003

Jay Foreman, 2002

Solo Tackles, Game

14 DeMeco Ryans at Oakland, 12/3/06

Jay Foreman vs. New England, 11/23/03

13 Glover Quin at Jacksonville, 11/14/10

Xavier Adibi at Indianapolis, 11/16/08

TEXANS RECORDS - REGULAR SEASON INDIVIDUAL

DeMeco Ryans at N.Y. Jets, 11/26/06

SACKS

Seasons Leading Team

4	J.J. Watt, 2012-15
4	Mario Williams, 2007-10
1	8x - last: Jadeveon Clowney, 2017

Career

83.0	J.J. Watt, 2011-18
53.0	Mario Williams, 2006-11
39.5	Whitney Mercilus, 2012-18
27.5	Antonio Smith, 2009-13, 2016
24.5	Jadeveon Clowney, 2014-18

Season

20.5	J.J. Watt, 2014
	J.J. Watt, 2012
17.5	J.J. Watt, 2015
14	Mario Williams, 2007
12	Mario Williams, 2008
	Whitney Mercilus, 2015
11.5	Connor Barwin, 2011

FUMBLES

FUMBLES

FUMBLES LOST

Career

22	David Carr, 2002-06
14	Matt Schaub, 2007-13
11	Arian Foster, 2009-15
9	Tom Savage, 2014-17
8	Domanick Williams#, 2003-05
7	Andre Johnson, 2003-14
	Steve Slaton, 2008-10

Season

21	David Carr, 2002
17	David Carr, 2005
16	David Carr, 2006
10	Matt Schaub, 2008
	David Carr, 2004

Game

3	8x - last: Sage Rosenfels vs. Indianapolis, 10/5/2008
---	---

FUMBLES FORCED

Career

19	J.J. Watt, 2011-18
11	Mario Williams, 2006-11
9	Brian Cushing, 2009-17
9	Whitney Mercilus, 2012-2018

7	Antonio Smith, 2009-13
6	Dunta Robinson, 2004-09
	DeMeco Ryans, 2006-11
	Jamie Sharper, 2002-04

Season

4	J.J. Watt, 2018
	J.J. Watt, 2014
	J.J. Watt, 2013
	J.J. Watt, 2012
	Bernard Pollard, 2010
	Mario Williams, 2008
	Shantee Orr, 2005

Game

2	J.J. Watt at Indianapolis, 9/30/18
	Johnathan Joseph at Oakland, 9/14/14
	J.J. Watt at Arizona, 11/10/13
	Brian Cushing at Indianapolis, 12/22/11
	Brian Cushing at Cincinnati, 10/18/09
	Shantee Orr vs. Jacksonville, 12/24/05
	Eric Brown vs. Indianapolis, 12/28/03
	Jamie Sharper at Buffalo, 11/16/03

OWN FUMBLES RECOVERED

Career

28	David Carr, 2002-06
11	Matt Schaub, 2007-13
6	Chester Pitts, 2002-09
4	Ryan Fitzpatrick, 2014
	Duane Brown, 2008-14
	Arian Foster, 2009-14
	Andre Johnson, 2003-14
	Jacoby Jones, 2007-11

Season

12	David Carr, 2002
6	David Carr, 2005
5	David Carr, 2006
4	Ryan Fitzpatrick, 2014
	Matt Schaub, 2008
	David Carr, 2004

Game

2	Wade Smith at Baltimore, 10/16/11
	David Carr vs. Kansas City, 11/20/05
	David Carr at Detroit, 9/19/04
	David Carr at Washington, 12/22/02
	David Carr at Pittsburgh, 12/8/02

OPPONENTS' FUMBLES RECOVERED

Career

13	J.J. Watt, 2011-18
8	DeMeco Ryans, 2006-10
6	Whitney Mercilus, 2012-18

TEXANS RECORDS - REGULAR SEASON INDIVIDUAL

5	Morlon Greenwood, 2005-07
4	Jadeveon Clowney, 2014-18
	Tim Dobbins, 2011-13
	C.C. Brown, 2005-08
	Jamie Sharper, 2002-04

Season

5	J.J. Watt, 2014
4	Tim Dobbins, 2012
3	DeMeco Ryans, 2008
	DeMeco Ryans, 2007
	C.C. Brown, 2007
	Morlon Greenwood, 2006
	Jamie Sharper, 2002

Game

2	J.J. Watt at Arizona, 11/10/13
	DeMeco Ryans vs. Tennessee, 10/21/07

FUMBLE RETURN YARDS

Career Return Yards

102	DeMeco Ryans, 2006-11
73	Johnathan Joseph, 2010-18
71	Jadeveon Clowney, 2014-18
68	J.J. Watt, 2011-18
66	Antwan Peek, 2003-06
60	Charlie Anderson, 2004-07

Longest Fumble Return

66	Antwan Peek at Jacksonville, 12/26/04 (TD)
60	Charlie Anderson at Chicago, 12/19/04 (TD)
58	DeMarcus Faggins at Oakland, 12/3/06 (TD)

FUMBLES RETURNED FOR TOUCHDOWNS

Career

2	Jadeveon Clowney
1	13 Players

Season

1	17x - last: Jadeveon Clowney, 2018
---	------------------------------------

Game

1	17x - last: Jadeveon Clowney, 0 yards at Indianapolis, 9/30/18
---	--

SCORING

SCORING

Seasons Leading Team

8	Kris Brown, 2002-09
2	Neil Rackers, 2010-11
2	Randy Bullock, 2013-14

Consecutive Seasons Leading Team

8	Kris Brown, 2002-09
2	Neil Rackers, 2010-11
2	Randy Bullock, 2013-14

POINTS

Career

767	Kris Brown, 2002-09
410	Arian Foster, 2009-14
388	Andre Johnson, 2003-14
259	Neil Rackers, 2010-11
252	Randy Bullock, 2012-15

Season

138	Shayne Graham, 2012
135	Neil Rackers, 2011
130	Randy Bullock, 2014
127	Nick Novak, 2016

Points, No Touchdowns, Season

138	Shayne Graham, 2012
135	Neil Rackers, 2011
130	Randy Bullock, 2014
127	Nick Novak, 2016

Points, No Touchdowns, Career

767	Kris Brown, 2002-09
259	Neil Rackers, 2010-11
253	Randy Bullock, 2013-15

Seasons, 100 or More Points

4	Kris Brown, 2005, 2007-09
2	Randy Bullock, 2013-14
	Arian Foster, 2010, 2012
	Neil Rackers, 2010-11
1	Shayne Graham, 2012
	Nick Novak, 2016

Season, Rookie

60	Steve Slaton, 2008
48	Domanick Williams#, 2003
30	Owen Daniels, 2006
24	Andre Johnson, 2003
	Wali Lundy, 2006

Game

19	Randy Bullock vs. Baltimore, 12/21/14
18	DeAndre Hopkins vs. Kansas City, 10/8/17
	Arian Foster at Tennessee, 10/26/14
	Ben Tate vs. New England, 12/1/13
	Andre Johnson vs. Indianapolis, 11/3/13
	Arian Foster at Tennessee, 10/23/11
	Arian Foster vs. Indianapolis, 9/12/10
	Ryan Moats at Buffalo, 11/1/09

Game, Opponent

26	Rob Bironas vs. Tennessee, 10/21/07
24	Shaun Alexander at Seattle, 10/16/05

Consecutive Games Scoring

99	Kris Brown, 12/14/03 – 1/3/10
35	Randy Bullock, 9/9/13 – 9/27/15
32	Neil Rackers, 9/12/10 – 1/1/12
28	Kris Brown, 9/8/02 – 11/30/03

TEXANS RECORDS - REGULAR SEASON INDIVIDUAL

16	Shayne Graham, 9/9/12 – 12/30/12
15	Nick Novak, 10/4/15 – 9/18/16
14	Ka'imi Fairbairn, 9/10/17 -12/17/17
11	Arian Foster, 12/18/11 – 11/11/12

TOUCHDOWNS

Seasons Leading Team

4	Andre Johnson, 2006-07, 2009, 2013 Arian Foster, 2010-12, 2014
3	Domanick Williams#, 2003-05

- Domanick Williams known as Domanick Davis prior to 2006.

Consecutive Seasons Leading Team

3	Arian Foster, 2010-12 Domanick Williams#, 2003-05
2	Andre Johnson, 2006-07

- Domanick Williams known as Domanick Davis prior to 2006.

Career

68	Arian Foster, 2009-15
64	Andre Johnson, 2003-14
40	DeAndre Hopkins, 2013-18
29	Owen Daniels, 2006-13
28	Domanick Williams#, 2003-05
25	Kevin Walter, 2007-12

- Domanick Williams known as Domanick Davis prior to 2006.

Season

18	Arian Foster, 2010
17	Arian Foster, 2012
14	Domanick Williams#, 2004
13	DeAndre Hopkins, 2017
	Arian Foster, 2014
12	Arian Foster, 2011
11	DeAndre Hopkins, 2015

- Domanick Williams known as Domanick Davis prior to 2006.

Season, Rookie

10	Steve Slaton, 2008
8	Domanick Williams#, 2003
5	Owen Daniels, 2006

- Domanick Williams known as Domanick Davis prior to 2006.

Game

3	DeAndre Hopkins vs. Kansas City, 10/8/17
	Arian Foster at Tennessee, 10/26/14
	Ben Tate vs. New England, 12/1/13
	Andre Johnson vs. Indianapolis, 11/3/13
	Arian Foster at Tennessee, 10/23/11
	Arian Foster vs. Indianapolis, 9/12/10
	Ryan Moats at Buffalo, 11/1/09

Game, Opponent

4	Shaun Alexander at Seattle, 10/16/05
3	11x - last: Devonta Freeman at Atlanta, 10/4/15

Game, Rookie

2	10x - last: Jalen Strong vs. Indianapolis, 10/8/15
---	--

Game, Opponent, Rookie

3	Devonta Freeman at Atlanta, 10/4/15
---	-------------------------------------

Consecutive Games Scoring Touchdowns

11	Arian Foster, 12/18/11 – 11/11/12
9	Domanick Williams#, 11/7/04 – 1/2/05
7	Arian Foster, 10/5/14 – 12/7/14
6	Arian Foster, 10/23/11 – 12/4/11
5	Arian Foster, 10/17/10 – 11/14/10

DeAndre Hopkins, 10/1/17 - 11/5/17

POINTS AFTER TOUCHDOWNS

Seasons Leading Team

8	Kris Brown, 2002-09
2	Neil Rackers, 2010-11
2	Randy Bullock, 2013-14

Attempted, Career

253	Kris Brown, 2002-09
83	Neil Rackers, 2010-11
72	Randy Bullock, 2013-15

Attempted, Season

45	Shayne Graham, 2012
44	Kris Brown, 2009
43	Neil Rackers, 2010
40	Randy Bullock, 2014
	Neil Rackers, 2011
	Kris Brown, 2007

Attempted, Game

7	Ka'imi Fairbairn vs. Tennessee, 10/1/17
6	Randy Bullock vs. Tennessee, 11/30/14
	Kris Brown vs. Jacksonville, 12/30/07

Attempted, Game, Opponent

7	Mike Vanderjagt at Indianapolis, 11/14/04
6	Andrew Franks at Miami, 10/25/15
	Matt Bosher at Atlanta, 10/4/15
	Stephen Gostkowski at New England, 12/10/12
	Mason Crosby vs. Green Bay, 10/14/12
	Lawrence Tynes vs. Kansas City, 11/20/05
	Josh Brown at Seattle, 10/16/05
	Morten Anderson vs. Kansas City, 9/21/03

Consecutive Points After Touchdown, Career

132	Kris Brown, 11/5/06 – 1/3/10
116	Kris Brown, 9/8/02 – 10/29/06
69	Neil Rackers, 9/12/10 – 11/6/11
66	Randy Bullock, 9/9/13 – 12/28/14

Points After Touchdown Percentage, Career (250 attempts)

99.2	Kris Brown, 2002-09 (251-253)
------	-------------------------------

TWO-POINT CONVERSIONS

Two-Point Conversions, Career

2	Andre Johnson, 2003-14
---	------------------------

Two-Point Conversions, Season

1	17x - last: Ryan Griffin, 2017
---	---------------------------------------

TEXANS RECORDS - REGULAR SEASON INDIVIDUAL

Two-Point Conversion, Game

1 17x - last: **Ryan Griffin vs. Cleveland, 10/15/17**

Two-Point Conversion, Game, Opponent

2 Lance Moore at New Orleans, 9/25/11

FIELD GOALS

Seasons Leading Team

8 Kris Brown, 2002-09

2 Neil Rackers, 2010-11

2 Randy Bullock, 2013-14

Consecutive Seasons Leading Team

8 Kris Brown, 2002-09

2 Neil Rackers, 2010-11

2 Randy Bullock, 2013-14

Attempted, Career

223 Kris Brown, 2002-09

76 Randy Bullock, 2013-15

68 Neil Rackers, 2010-11

Attempted, Season

41 Nick Novak, 2016

38 Shayne Graham, 2012

Neil Rackers, 2011

37 Nick Novak, 2016

35 Randy Bullock, 2014

Randy Bullock, 2013

Attempted, Game

7 Kris Brown at Miami, 9/7/03

6 Randy Bullock vs. Baltimore, 12/21/14

Shayne Graham vs. Indianapolis, 12/16/12

Field Goals, Career

172 Kris Brown, 2002-09

61 Randy Bullock, 2013-15

59 Neil Rackers, 2010-11

Field Goals, Season

35 Nick Novak, 2016

32 Neil Rackers, 2011

31 Shayne Graham, 2012

30 Randy Bullock, 2014

29 Kris Brown, 2008

Field Goals, Game

6 Randy Bullock vs. Baltimore, 12/21/14

5 Shayne Graham vs. Indianapolis, 12/16/12

Kris Brown vs. Miami, 10/7/07

Kris Brown at Baltimore, 12/4/05

Kris Brown at Miami, 9/7/03

Nick Novak at Indianapolis, 12/11/16

Field Goals, Game, Opponent

*8 Rob Bironas vs. Tennessee, 10/21/07

5 Harrison Butker vs. Kansas City, 10/8/17

Billy Cundiff at Baltimore, 10/16/11

Rian Lindell at Buffalo, 9/11/05

Phil Dawson vs. Cleveland, 1/2/05

*NFL record

Consecutive Games Scoring Field Goals

19 Randy Bullock - 9/22/13 - 10/5/14

15 Neil Rackers, 11/1/10 - 10/9/11

10 Kris Brown, 11/13/05 - 9/17/06

9 Kris Brown, 10/25/09 - 12/27/09

Kris Brown, 9/8/02 - 11/10/02

Consecutive Field Goals Made

18 Neil Rackers, 12/13/10 - 10/2/11

16 Randy Bullock, 9/22/13 - 9/14/14

Nick Novak, 11/13/16 - 12/24/16

15 Kris Brown, 12/3/06 - 9/30/07

Kris Brown, 9/7/08 - 11/23/08

13 Shayne Graham, 9/9/12 - 10/21/12

Neil Rackers, 10/3/10 - 12/2/10

Longest Field Goal

57 Neil Rackers at Denver, 12/26/10

Kris Brown vs. Miami, 10/7/07

56 Kris Brown at Indianapolis, 11/8/09

55 **Ka'imi Fairbairn vs. San Francisco, 12/10/17**

Randy Bullock vs. Buffalo, 9/28/14

Longest Field Goal, Opponent

58 Kyle Brindza vs. Tampa Bay, 9/27/15

57 Kai Forbath vs. New Orleans, 11/29/15

56 Blair Walsh vs. Minnesota, 12/23/12

Field Goal Percentage, Career (100 ATTEMPTS)

77.1 Kris Brown, 2002-09

Field Goal Percentage, Season

90 Neil Rackers, 2010

87.9 Kris Brown, 2008

86.2 Kris Brown, 2007

85.7 Nick Novak, 2015

85.4 Nick Novak, 2016

Most Field Goals, No Misses, Game

6 Randy Bullock vs. Baltimore, 12/21/14

5 Kris Brown vs. Miami, 10/7/07

Kris Brown at Baltimore, 12/4/05

Nick Novak at Indianapolis, 12/11/16

4 **Ka'imi Fairbairn at New England, 10/8/17**

Neil Rackers at New Orleans, 9/25/11

Kris Brown vs. Tennessee, 10/9/05

Nick Novak vs. Jacksonville, 12/18/16

Most Field Goals, No Misses, Game, Opponent

8 Rob Bironas vs. Tennessee, 10/21/07

5 Rian Lindell at Buffalo, 9/11/05

Phil Dawson vs. Cleveland, 1/2/05

Most Field Goals, 50 or More Yards, Career

14 Kris Brown, 2002-09

7 Neil Rackers, 2010-11

5 Randy Bullock, 2013-14

Most Field Goals, 50 or More Yards, Season

5 Kris Brown, 2007

TEXANS RECORDS - REGULAR SEASON INDIVIDUAL

4	Randy Bullock, 2014
	Shayne Graham, 2012
	Neil Rackers, 2011
3	Neil Rackers, 2010
	Nick Novak, 2016
	Ka'imi Fairbairn, 2017

Most Field Goals, 50 or More Yards, Game

*3	Kris Brown vs. Miami, 10/7/07
2	Nick Novak vs. Jacksonville, 1/3/16
	Neil Rackers at Denver, 12/26/10
	Randy Bullock vs. Buffalo, 9/28/14

*NFL record

SAFETIES

Career

1	J.J. Watt, 2011-18
	Joe Mays, 2013
	Connor Barwin, 2009-12
	Zac Diles, 2007-10, 2014
	Brian Cushing, 2009-17
	Seth Payne, 2002-06
	Jimmy McClain, 2002

Season

1	J.J. Watt, 2014
	Joe Mays, 2013
	Connor Barwin, 2012
	Brian Cushing, 2009
	Seth Payne, 2002
	Jimmy McClain, 2002

Game

1	J.J. Watt vs. Jacksonville, 12/28/14
	Joe Mays vs. Tennessee, 9/15/13
	Connor Barwin vs. Baltimore, 10/21/12
	Zac Diles at Jacksonville, 12/6/09
	Brian Cushing vs. Oakland, 10/4/09
	Jimmy McClain vs. Baltimore, 12/15/02
	Seth Payne vs. Dallas, 9/2/02

Game, Opponent

1	Geno Atkins vs. Cincinnati, 11/23/14
	Cory Redding at Indianapolis, 12/15/13
	Elvis Dumervil at Denver, 9/23/12

SERVICE

SERVICE

Seasons

12	Andre Johnson, 2003-14
10	Duane Brown, 2008-17

9	Brian Cushing, 2009-16
9	Jon Weeks, 2010-18
9	Kareem Jackson, 2010-18
8	Owen Daniels, 2006-13
8	Chester Pitts, 2002-09
8	Kris Brown, 2002-09
8	Johnathan Joseph, 2011-18
8	J.J. Watt, 2011-18
7	Kevin Walter, 2006-12
7	Matt Schaub, 2007-13
7	Chris Myers, 2008-14

Games Played

169	Andre Johnson, 2003-14
135	Jon Weeks, 2010-18
133	Duane Brown, 2008-17
128	Kris Brown, 2002-09
123	Kareem Jackson, 2010-18
114	Chester Pitts, 2002-09
112	Johnathan Joseph, 2011-18
	Chris Myers, 2008-14
109	Kevin Walter, 2006-12
104	Brian Cushing, 2009-17
100	Owen Daniels, 2006-13

Consecutive Games Played

135	Jon Weeks, 2010-18 (current)
128	Kris Brown, 2002-09
114	Chester Pitts, 2002-09
112	Chris Myers, 2008-14
91	Eric Winston, 2006-11
83	Steve McKinney, 2002-07

Starts

169	Andre Johnson, 2003-14
132	Duane Brown, 2008-17
115	Kareem Jackson, 2010-18
114	Chester Pitts, 2002-09
112	Chris Myers, 2008-14
110	Johnathan Joseph, 2011-18

Consecutive Starts

114	Chester Pitts, 2002-09
112	Chris Myers, 2008-14
86	Eric Winston, 2006-11
83	J.J. Watt, 2011-16
79	DeAndre Hopkins, 2013-17
77	Mario Williams, 2006-10
73	DeMeco Ryans, 2006-10

TEXANS RECORDS - REGULAR SEASON TEAM

WIN / LOSS

OVERALL WIN-LOSS RECORDS

WIN-LOSS RECORDS

Year	W	L	T	Pct.
2002	4	12	0	0.25
2003	5	11	0	0.313
2004	7	9	0	0.438
2005	2	14	0	0.125
2006	6	10	0	0.375
2007	8	8	0	0.5
2008	8	8	0	0.5
2009	9	7	0	0.563
2010	6	10	0	0.375
2011	10	6	0	0.625
2012	12	4	0	0.75
2013	2	14	0	0.125
2014	9	7	0	0.563
2015	9	7	0	0.563
2016	9	7	0	0.563
2017	4	12	0	0.25
2018	4	3	0	0.57
Totals	114	149	0	0.43

HOME

Year	W	L	T	Pct.
2002	2	6	0	0.25
2003	3	5	0	0.375
2004	3	5	0	0.375
2005	2	6	0	0.25
2006	4	4	0	0.5
2007	6	2	0	0.75
2008	6	2	0	0.75
2009	4	4	0	0.5
2010	4	4	0	0.5
2011	5	3	0	0.625
2012	6	2	0	0.75
2013	1	7	0	0.125
2014	5	3	0	0.625
2015	5	3	0	0.625
2016	7	1	0	0.875
2017	3	5	0	0.375
2018	2	1	0	.667
Totals	68	62	0	0.523

ROAD

Year	W	L	T	Pct.
2002	2	6	0	0.25
2003	2	6	0	0.25
2004	4	4	0	0.5
2005	0	8	0	0
2006	2	6	0	0.25
2007	2	6	0	0.25
2008	2	6	0	0.25
2009	5	3	0	0.625
2010	2	6	0	0.25
2011	5	3	0	0.625
2012	6	2	0	0.75
2013	1	7	0	0.125
2014	4	4	0	0.5
2015	4	4	0	0.5
2016	2	6	0	0.25
2017	1	7	0	0.125

2018	2	2	0	0.33
Totals	46	86	0	0.35

GAMES WON

Consecutive Games Won

7	10/23/11 - 12/11/11
6	10/21/12 - 12/2/12
	12/13/09 - 9/19/10 (over two seasons)
5	12/20/15 - 9/18/16
	9/9/12 - 10/8/12

Games Won, Season

12	2012
10	2011
9	2009, 2014, 2015, 2016
8	2007, 2008

Consecutive Games Won, SINGLE Season

7	10/23/11 - 12/11/11
6	10/21/12 - 12/2/12
5	9/9/12 - 10/8/12
4	9/30/18-10/21/18
	11/1/15 - 11/29/15
	12/13/09 - 1/3/10
	11/23/08 - 12/14/08

Consecutive Games Won, Start of Season

5	2012
2	2007, 2010, 2011, 2013, 2014, 2016

Consecutive Games Won, End of Season

4	2009
3	2015
2	2006, 2014

Consecutive Home Games Won

6	1/3/16 - 10/30/16
4	10/21/12 - 12/16/12
	11/18/07 - 12/30/07

Consecutive Road Games Won

6	9/16/12 - 12/2/12
4	12/20/09 - 10/3/10
	10/23/11 - 12/11/11
3	10/26/14 - 12/7/14

Shutout Games Won, Season

1	2010: 20-0 vs. Tennessee, 11/28/10
	2004: 21-0 at Jacksonville, 12/26/04

WIN-LOSS RECORDS

Consecutive Games Lost

14	9/22/13 - 12/29/13
9	11/27/17 - 9/23/18
7	1/2/05 - 10/23/05
6	11/27/17 - 12/31/17
	11/6/05 - 12/11/05

TEXANS RECORDS - REGULAR SEASON TEAM

12/7/03 - 9/19/04

12/24/05 - 9/26/06

9/15/02 - 10/20/02

Games Lost, Season

14 2013

2005

12 2017

2002

Consecutive Games Lost, Season

14 9/22/13 - 12/29/13

6 11/27/17 - 12/31/17

11/6/05 - 12/11/05

9/11/05 - 10/23/05

9/15/02 - 10/20/02

Consecutive Games Lost, Start of Season

6 2005

4 2008

3 2018

2 2004, 2006, 2015

Consecutive Games Lost, End of Season

14 2013

6 2017

4 2003

Consecutive Home Games Lost

7 9/22/13 - 12/1/13

5 12/24/04 - 10/23/05

4 9/22/02 - 11/17/02

Consecutive Road Games Lost

12 9/11/05 - 11/5/06

7 9/24/17 - 12/31/17

9/22/13 - 12/29/13

6 11/1/10 - 12/26/10

Shutout Games Lost, Season

1 2003: 27-0 at Jacksonville, 12/7/03

2016: 27-0 at New England, 9/22/16

SCORING

TOUCHDOWNS

Most, Season

46 2012

2009

44 2010

43 2007

41 2011

40 2017

Fewest, Season

22 2002

26 2005

28 2013

29 2003

30 2006

Most, Game

7 vs. Tennessee, 10/1/17

6 vs. Tennessee, 11/30/14

vs. Jacksonville, 12/30/07

5 11x - last: at Seattle, 10/29/17

Most Allowed, Season

52 2010

50 2005

48 2017

2013

45 2008

Most Allowed, Game

7 2x - last: at Atlanta, 10/4/15

6 7x - last: at Jacksonville, 12/17/17

Fewest Allowed, Season

27 2011

36 2014

2016

37 2015

38 2012

Fewest Allowed, Game

0 18x - last: vs. Cincinnati, 9/14/16

POINTS SCORED

Most Scored, Season

416 2012

390 2010

388 2009

381 2011

Most Scored, Game

57 vs. Tennessee, 10/1/17

45 vs. Tennessee, 11/30/14

43 vs. Jacksonville (OT), 11/18/12

vs. Baltimore, 10/21/12

42 vs. Jacksonville, 12/30/07

Fewest Points Scored, Season

213 2002

255 2003

260 2005

267 2006

276 2013

Fewest Points Scored, Game

0 at Jacksonville, 12/7/03

at New England, 9/22/16

3 7x - last: at Indianapolis, 12/15/13

Most Points Scored, Season, opponent

436 2017

431 2005

428 2013

427 2010

394 2008

Most Points Scored, game, opponent

TEXANS RECORDS - REGULAR SEASON TEAM

49	at Indianapolis, 11/14/04
48	at Atlanta, 10/4/15
45	at Jacksonville, 12/17/17
	vs. Kansas City, 11/20/05
44	at Miami, 10/25/15
43	at Indianapolis, 9/17/06
Fewest Points Scored, Season, Opponent	
278	2011
307	2014
313	2015
328	2016
331	2012
Fewest Points Scored, Game, opponent	
0	vs. Tennessee, 11/28/10
0	at Jacksonville, 12/26/04
3	vs. Kansas City, 9/9/07
5	at Chicago, 12/19/04
6	13x - last: vs. Jacksonville, 1/3/16
Most Points, Shutout Victory, Game	
21	at Jacksonville, 12/26/04
20	vs. Tennessee, 11/28/10
Fewest Points, Shutout Victory, Game	
20	vs. Tennessee, 11/28/10
21	at Jacksonville, 12/26/04
Most Points, Game, both teams	
80	Texans 43 vs. Jacksonville 37 (OT), 11/18/12
79	Texans 38 at Seattle 41, 10/29/17
76	Texans 34 vs. Kansas City 42, 10/8/17
74	Texans 36 vs. Tennessee 38, 10/21/07
73	Texans 33 at New Orleans 40, 9/25/11
71	Texans 57 vs. Tennessee 14, 10/1/17
	Texans 37 at Indianapolis 34 (OT), 9/30/18
70	Texans 42 vs. Jacksonville 28, 12/30/07
	Texans 26 at Miami 44, 10/25/15
Fewest Points, Game, Both Teams	
16	Texans 10 at Cincinnati 6, 11/16/15
	Texans 3 vs. Tennessee 13, 12/29/02
19	Texans 13 at Chicago 6, 11/11/12
	Texans 6 vs. Jacksonville 13, 11/24/13
	Texans 3 at Tampa Bay 16, 12/14/03
20	Texans 20 vs. Tennessee 0, 11/28/10
	Texans 14 vs. Cleveland 6, 12/31/06
Most Points in First Quarter	
17	vs. Indianapolis, 9/11/11
	vs. Seattle, 12/13/09
14	15 times, last at Seattle, 10/29/17
Most Points in Second Quarter	
24	vs. Arizona, 12/18/05
	vs. Miami, 9/9/12
21	vs. Jacksonville, 12/30/07
20	vs. Seattle, 9/29/13
	vs. Baltimore, 10/21/12

Most Points in Third Quarter	
17	at Tennessee, 12/27/15
Most Points in Fourth Quarter	
29	vs. Tennessee, 10/21/07
22	at Buffalo, 11/1/09
21	vs. Kansas City, 10/8/17
	at Jacksonville, 10/18/15
	at Atlanta, 10/4/15
	vs. Kansas City, 10/17/10
	vs. New England, 1/3/10
	at Indianapolis, 9/17/06
	vs. Minnesota, 10/10/04
Most Points in First Quarter, Opponent	
24	vs. Indianapolis, 10/9/14
21	at Tennessee, 12/19/10
	at Miami, 10/25/15
17	at New England, 12/17/06
Most Points in Second Quarter, Opponent	
24	at Jacksonville, 12/17/17
	at Pittsburgh, 10/20/14
21	at Atlanta, 10/4/15
	at Indianapolis, 12/23/07
	at San Diego, 10/28/07
	vs. Kansas City, 11/20/05
Most Points in Third Quarter, Opponent	
21	vs. St. Louis, 10/13/13
	at Indianapolis, 11/14/04
17	at Cleveland, 10/20/02
Most Points in Fourth Quarter, Opponent	
23	at New Orleans, 9/25/11
22	vs. Baltimore, 11/9/08
21	5x - last: vs. Denver, 12/23/13
Most Points in First Quarter, Both Teams	
28	Texans 14 at Seattle 14, 10/29/17
24	Texans 0 vs. Colts 24, 10/9/14
	Texans 10 vs. San Diego 14, 11/7/10
21	8x - last: Texans 14 at Indianapolis 7 (OT), 9/3/18
Most Points in Second Quarter, Both Teams	
31	Texans 24 vs. Arizona 7, 12/18/05
30	Texans 6 at Pittsburgh 24, 10/20/14
	Texans 16 vs. Tennessee 14, 10/1/17
28	5x - last: Texans 14 at Detroit 14, 11/22/12
Most Points in Third Quarter, Both Teams	
28	Texans 7 at Indianapolis 21, 11/14/04
27	Texans 10 at Cleveland 17, 10/20/02
21	8x - last: Texans 14 vs. N.Y. Jets 7, 11/22/15
Most Points in Fourth Quarter, Both Teams	
40	Texans 21 vs. Kansas City 19, 10/8/17
37	Texans 14 at New Orleans 23, 9/25/11
35	Texans 29 vs. Tennessee 6, 10/21/07
34	Texans 13 at Indianapolis 21, 9/17/06
Consecutive Games Scoring a Touchdown	

TEXANS RECORDS - REGULAR SEASON TEAM

105	10/22/06 – 12/16/12
32	10/30/16 – 10/21/18 (current)
30	12/22/13 – 12/06/15
29	12/21/03 – 11/27/05
Consecutive Games Scoring	
197	12/14/03 – 9/18/16
35	10/2/16 – 10/21/18 (current)
29	9/8/02 – 11/30/03
Consecutive Quarters Held Scoreless	
7	4th quarter vs. Atlanta, 11/30/03, through 2nd quarter at Tampa Bay, 12/14/03
4	4x - last: 1st quarter at New England, 9/22/16 through 4th quarter at New England, 9/22/16
Consecutive Quarters Held Scoreless, Opponents	
5	3rd quarter at Indianapolis, 12/20/15, through 3rd quarter at Tennessee, 12/27/15
5	2nd quarter vs. Washington, 9/7/14, through 4th quarter at Oakland, 9/14/14
5	3rd quarter vs. Jacksonville, 1/2/11, through 3rd quarter vs. Indianapolis, 9/11/11
Consecutive Quarters Held Without a Touchdown, Opponents	
13	vs. Indianapolis, 12/12/04 through vs. Cleveland, 1/2/2005
12	at Miami, 10/25/15 through vs N.Y. Jets, 11/22/2015
9	vs. Baltimore, 10/21/12 through at Chicago, 11/11/2012
Most Points By Half, First Half	
34	vs. Indianapolis, 9/11/11
30	vs. Tennessee, 10/1/17
29	vs. Baltimore, 10/21/12
27	at Miami, 12/27/09
Most Points By Half, Second Half	
29	vs. Tennessee, 10/21/07
28	vs. Kansas City, 10/17/10
	vs. Minnesota, 10/10/04
27	vs. Tennessee, 10/1/17
	vs. Kansas City, 10/8/17
26	at Miami, 10/25/15
25	at Buffalo, 11/1/09
Most Points By Half, Opponent First Half	
41	at Miami, 10/25/15
35	at San Diego, 10/28/07
31	at Jacksonville, 12/17/17
	vs. Kansas City, 11/20/05
28	at Atlanta, 10/4/15
27	vs. Kansas City, 9/13/15
	vs. Indianapolis, 10/9/14
	at New England, 12/17/06
Most Points By Half, Opponent, Second Half	
31	at Dallas, 10/15/06
30	at New Orleans, 9/25/11
29	vs. Baltimore, 11/9/08
28	4x - last vs. Indianapolis, 11/29/09
Most Points By Half, Both Teams, First Half	

48	Texans 24 at Tennessee 24, 9/20/09
44	Texans 30 vs. Tennessee 14, 10/1/17
42	Texans 21 at Seattle 21, 10/29/17
41	Texans 0 at Miami 41, 10/25/15
	Texans 14 vs. Indianapolis 27, 10/9/14
	Texans 20 at New England 21, 9/24/17
38	Texans 21 vs. Jacksonville 17, 9/27/09
	Texans 3 at San Diego 35, 10/28/07
	Texans 7 vs. Kansas City 31, 11/20/05
Most Points By Half, Both Teams, Second Half	
47	Texans 17 at New Orleans 30, 9/25/11
46	Texans 27 vs. Kansas City 19, 10/8/17
45	Texans 28 vs. Kansas City 17, 10/17/10
	Texans 29 vs. Tennessee 16, 10/21/07
44	Texans 21 at Indianapolis 23, 9/17/06

EXTRA POINTS

Season

45	2012
43	2010
	2009
40	2014
	2007

Game

7	vs. Tennessee, 10/1/17
6	vs. Tennessee, 11/30/14
	vs. Jacksonville, 12/30/07
5	5x - last: vs. Baltimore, 10/21/12

Season, opponent

50	2010
47	2005
46	2013
43	2008
42	2007

Game, Opponent

7	at Indianapolis, 11/14/04
6	6x - last: at Atlanta, 10/4/15

TWO-POINT CONVERSIONS

Season

3	2007
2	2017
	2015
	2006
	2002

Game

1	17x - last: vs. Cleveland, 10/15/17
---	-------------------------------------

DEFENSIVE TOUCHDOWNS

Season

5	2014, 2004
4	2012, 2017

TEXANS RECORDS - REGULAR SEASON TEAM

3	2015, 2009, 2002
Game	
2	vs. Tennessee, 9/30/12
	at Pittsburgh, 12/8/02

SCORING MARGIN

Margin of Victory

43	vs. Tennessee, 10/1/17
34	at Tennessee, 10/23/11
30	vs. Baltimore, 10/21/12
29	vs. Cincinnati, 10/26/08
28	at Tennessee, 12/27/15

Margin of Defeat

38	at Jacksonville, 12/17/17
35	at Indianapolis, 11/14/04
	vs. Cincinnati, 11/03/02
33	at New England, 12/17/06
32	at Seattle, 10/16/05
31	at San Francisco, 10/6/13

Comeback Victories (Points Behind)

21	at San Diego, 9/9/13, 31-28 final
18	vs. Tennessee, 11/28/04, 31-21 final
17	at Washington, 9/19/10, 30-27 final (OT)
14	5x - last: vs. Indianapolis, 10/16/16,
	26-23 final (OT)

Largest Deficit Overcome

25	vs. Tennessee, 10/21/07, down 32-7, 36-38 final
21	at San Diego, 9/9/13, down 28-7, 31-28 final
	vs. Baltimore, 12/13/10, down 21-0 and 28-7,
	28-34 final (OT)
	at Arizona, 10/11/09, down 21-0, 21-28 final
	vs. Minnesota, 10/10/04, down 21-0, 28-34
	final (OT)
	vs. Tennessee, 11/28/04, down 21-3, 31-21 final

Largest Lead Before Opponent Scores

34	at Tennessee, 12/27/15
34	vs. Indianapolis, 9/11/11
27	at Oakland, 9/14/14
	at Tennessee, 10/23/11
24	vs. Tennessee, 11/30/14
	vs. Seattle, 12/13/09

SCORING DRIVES

Longest Scoring Drive (Yards)

99	vs. Baltimore, 12/13/10, 15 plays, TD
	at Jacksonville, 10/18/15, 16 plays, TD
98	at Tennessee, 10/26/14, 11 plays, TD
	vs. Tennessee, 10/21/07, 7 plays, TD
	at Tennessee, 10/12/03, 2 plays, TD
97	at Denver, 9/23/12, 14 plays, TD
	at Detroit, 11/22/12, 15 plays, TD

Longest Scoring Drive (Plays)

19	vs. Pittsburgh, 10/2/11, 95 yards, TD
	vs. Atlanta, 12/4/11, 85 yards, TD
18	at N.Y. Giants, 11/5/06, 80 yards, TD
17	at Jacksonville, 9/6/12, 80 yards, TD
16	12x - last: vs. N.Y. Jets, 11/22/15, 88 yds, FG

Longest Scoring Drive (Time)

10:55	vs. Pittsburgh, 10/2/11, 19 plays, 95 yards, TD
10:41	vs. Atlanta, 12/4/11, 19 plays, 85 yards, TD
10:26	vs. Kansas City, 9/9/07, 15 plays, 65 yards, FG
10:08	vs. Detroit, 10/19/08, 15 plays, 79 yards, TD
9:29	vs. Indianapolis, 12/24/06, 15 plays, 51 yards, FG

Shortest Scoring Drive (Yards)

-12	at Tennessee, 9/21/08, 4 plays, FG
-10	vs. Miami, 9/9/12, 4 plays, FG
-7	vs. New England, 9/9/18, 4 plays, FG
-5	at Pittsburgh, 12/8/02, 4 plays, FG
-4	at Pittsburgh, 9/7/08, 4 plays, FG
-3	at Oakland, 12/3/06, 4 plays, FG
-1	at Jacksonville, 11/27/11, 4 plays, FG
	vs. Jacksonville, 9/28/03, 4 plays, FG

Shortest Scoring Drive (Plays)

1	15x - last: vs. Tennessee, 11/30/14, 70 yds, TD
---	---

Shortest Scoring Drive (Time)

0:02	vs. Cleveland, 11/6/11, 1 play, 0 yards, FG
0:04	vs. San Diego, 11/7/10, 1 play, 8 yards, TD
	vs. Jacksonville, 12/1/08, 1 play, 7 yards, TD
	at Denver, 11/7/04, 1 play, 1 yard, TD
0:07	vs. Arizona, 11/19/17, 1 play, 34 yards, TD
	vs. Jacksonville, 12/1/08 1 play, 40 yards, TD
0:09	at N.Y. Jets, 11/21/10, 1 play, 43 yards, TD

TOTAL OFFENSE

TOTAL OFFENSE

Most Net Yards Gained, Season

6,186	2010
6,129	2009
6,113	2008
5,954	2011
5,953	2012

Most Net Yards Gained, Game

653	vs. Jacksonville (OT), 11/18/12
549	at Green Bay, 12/7/08
526	at Washington (OT), 9/19/10
518	at Tennessee, 10/23/11
509	at Seattle, 10/29/17

Fewest Net Yards Gained, season

3,572	2002
4,053	2005
4,306	2003

TEXANS RECORDS - REGULAR SEASON TEAM

4,465	2006
5,128	2004
Fewest Net Yards Gained, Game	
47	at Pittsburgh, 12/8/02
107	at Tampa Bay, 12/14/03
118	at San Diego, 9/15/02
120	at Buffalo, 9/11/05
124	at Oakland, 12/3/06
	at Jacksonville, 12/7/03
Most Net Yards Allowed, Season	
6,082	2003
6,031	2010
5,824	2005
5,746	2017
5,571	2014
Most Net Yards Allowed, Game	
535	at Tennessee, 10/12/03
525	at Detroit (OT), 11/22/12
515	at Indianapolis, 9/17/06
511	vs. Denver, 12/22/13
510	vs. Minnesota (OT), 10/10/04
Fewest Net Yards Allowed, Season	
4,571	2011
4,821	2016
5,081	2013
5,172	2012
5,198	2009
Fewest Net Yards Allowed, Game	
117	at Jacksonville, 9/16/12
126	at Jacksonville, 12/26/04
148	at Tennessee, 10/23/11
150	vs. Jacksonville, 12/18/16
162	vs. Tennessee, 11/28/10
Most Net Yards Gained, Season, Both Teams	
12,217	2010
11,498	2008
11,327	2009
11,232	2017
11,125	2012
11,084	2014
11,084	2015
Most Net Yards Gained, Game, Both Teams	
1,098	Texans 640 vs. Jacksonville 458 (OT), 11/18/12
1,026	Texans 501 at Detroit 525 (OT), 11/22/12
993	Texans 458 at Tennessee 535, 10/12/03
988	Texans 509 at Seattle 479, 10/29/17
947	Texans 526 at Washington 421 (OT), 9/19/10
Fewest Net Yards Gained, Season, Both Teams	
8,802	2002
9,865	2006
9,877	2005
10,388	2003

10,525	2011
Fewest Net Yards Gained, Game, Both Teams	
385	Texans 118 at San Diego 267, 9/15/02
426	Texans 124 at Oakland 302, 12/3/06
428	Texans 198 at New England 230, 12/17/06
436	Texans 120 at Buffalo 316, 9/11/05
443	Texans 165 at Indianapolis 278, 12/1/02
Most Net Yards Gained, First Half	
364	vs. Seattle, 12/13/09
324	vs. Seattle, 9/29/13
306	at Miami, 12/27/09
303	at Tennessee, 10/23/11
301	at New Orleans, 9/25/11
Most Net Yards Gained, Second Half	
328	at N.Y. Giants, 9/21/14
309	vs. Tennessee, 10/21/07
306	vs. Kansas City, 10/17/10
304	at Indianapolis (OT), 9/30/18
301	vs. Baltimore, 12/13/10
Fewest Net Yards Gained, First Half	
21	at Pittsburgh, 12/8/02
24	vs. Tennessee, 10/21/07
46	at Tampa Bay, 12/14/03
47	at San Diego, 9/15/02
52	vs. Jacksonville, 9/10/17
Fewest Net Yards Gained, Second Half	
-4	vs. Indianapolis, 10/23/05
26	at Pittsburgh, 12/8/02
41	at Arizona, 11/10/13
47	2x - last: at Jacksonville, 11/27/11
53	vs. New England, 12/13/15
Most Net Yards Allowed, First Half	
392	at Miami, 10/25/15
355	vs. Denver, 12/22/13
299	vs. Washington, 9/24/06
297	at Arizona, 10/11/09
292	at Indianapolis, 12/23/07
Most Net Yards Allowed, Second Half	
339	at Indianapolis (OT), 9/30/18
316	at Seattle, 10/29/17
312	at Los Angeles, 11/12/17
307	vs. New England, 12/1/13
302	at Indianapolis, 11/16/05
Fewest Net Yards Allowed, First Half	
31	vs. Baltimore, 12/21/14
43	at Jacksonville, 9/16/12
50	vs. San Francisco, 10/25/09
53	vs. Buffalo Bills, 10/14/18
54	vs. Tennessee, 11/28/10
Fewest Net Yards Allowed, Second Half	
41	at San Diego, 10/28/07
43	at Arizona, 10/11/09

TEXANS RECORDS - REGULAR SEASON TEAM

46	vs. Oakland, 10/4/09
61	vs. Jacksonville, 10/30/11
65	at Jacksonville, 12/7/14
	at Tampa Bay, 11/13/11
Most Net Yards Gained, First Quarter	
185	at New Orleans, 9/25/11
184	at Tampa Bay, 11/13/11
179	vs. Tennessee, 10/1/17
178	vs. Indianapolis, 11/3/13
	vs. Tennessee, 10/3/16
174	vs. Seattle, 12/13/09
Most Net Yards Gained, Second Quarter	
207	at Tennessee, 10/23/11
190	vs. Seattle, 12/13/09
183	vs. Seattle, 9/29/13
179	at Miami, 12/27/09
174	vs. Buffalo, 10/13/02
Most Net Yards Gained, Third Quarter	
190	at Indianapolis, 12/30/12
183	at Oakland, 10/3/10
178	at N.Y. Giants, 9/21/14
175	vs. Carolina, 12/18/11
170	at Jacksonville, 11/14/10
Most Net Yards Gained, Fourth Quarter	
257	at Atlanta, 10/4/15
253	vs. Tennessee, 10/21/07
203	vs. Jacksonville, 11/18/12
201	vs. Kansas City, 10/8/17
196	at Arizona, 10/11/09
Fewest Net Yards Gained, First Quarter	
-5	at Indianapolis, 11/14/04
-3	at Buffalo, 9/11/05
0	at Miami, 10/25/15
2	at Jacksonville, 12/17/17
	vs. Indianapolis, 10/9/14
4	vs. Jacksonville, 11/24/13
	at Pittsburgh, 12/8/02
Fewest Net Yards Gained, Second Quarter	
4	at San Francisco, 1/1/06
6	at San Diego, 9/15/02
9	vs. New England, 11/23/03
10	at Indianapolis, 12/22/11
11	at Oakland, 12/3/06
Fewest Net Yards Gained, Third Quarter	
0	at Arizona, 11/10/13
2	vs. Pittsburgh, 10/2/11
5	at Indianapolis, 9/17/06
7	at Kansas City, 9/26/04
10	vs. Philadelphia, 9/10/06
Fewest Net Yards Gained, Fourth Quarter	
-17	vs. Indianapolis, 10/23/05
-9	at Cincinnati, 11/9/03

-1	at Kansas City, 10/20/13
3	at Indianapolis, 12/31/17
4	at Jacksonville, 11/27/11
Most Net Yards Allowed, First Quarter	
220	vs. Buffalo, 11/19/06
219	at Miami, 10/25/15
218	vs. Indianapolis, 10/9/14
191	at Indianapolis, 11/8/09
171	vs. Pittsburgh, 9/18/05
170	vs. Denver, 12/22/13
Most Net Yards Allowed, Second Quarter	
193	vs. Philadelphia, 9/10/06
184	vs. San Francisco, 12/10/17
185	vs. Denver, 12/22/13
177	vs. Tennessee, 12/21/03
173	at Miami, 10/25/15
171	at Jacksonville, 12/17/17
	at Oakland, 9/14/14
Most Net Yards Allowed, Third Quarter	
224	at Indianapolis, 11/16/08
213	vs. Oakland, 11/17/13
205	at Los Angeles, 11/12/17
197	vs. New England, 12/1/13
177	at Baltimore, 10/16/11
Most Net Yards Allowed, Fourth Quarter	
224	vs. Indianapolis, 9/12/10
223	at Seattle, 10/29/17
213	at Jacksonville, 11/14/10
210	vs. Green Bay, 11/21/04
188	at Indianapolis (OT), 9/30/18
Fewest Net Yards Allowed, First Quarter	
-9	vs. N.Y. Jets, 9/13/03
-1	at Jacksonville, 12/26/04
1	vs. San Francisco, 10/25/09
3	at Oakland, 9/14/14
4	vs. Detroit, 10/18/08
Fewest Net Yards Allowed, Second Quarter	
-2	vs. Indianapolis, 11/3/13
0	at Jacksonville, 9/16/12
8	at Indianapolis, 12/31/17
11	at Carolina, 9/16/07
17	vs. Tennessee, 11/1/15
	at New Orleans, 9/14/03
Fewest Net Yards Allowed, Third Quarter	
-5	vs. Miami, 9/9/12
1	at Tampa Bay, 11/13/11
4	vs. Tennessee, 9/15/13
	at Indianapolis, 12/30/12
6	at Cincinnati, 10/18/09
Fewest Net Yards Allowed, Fourth Quarter	
2	vs. Oakland, 11/17/13
	at Pittsburgh, 9/7/08

TEXANS RECORDS - REGULAR SEASON TEAM

3	vs. Dallas, 9/8/02
7	at Tennessee, 9/21/08
9	at San Diego, 9/9/13
	at Arizona, 10/11/09

RUSHING

RUSHING YARDS

Season

2,448	2011
2,161	2014
2,123	2012
2,042	2010
1,882	2004

Game

261	vs. Cleveland, 11/6/11
257	vs. Indianapolis, 9/12/10
249	at Oakland, 10/3/10
244	vs. Jacksonville, 1/2/11
222	at Tennessee, 10/23/11

Fewest, Season

1,347	2002
1,475	2009
1,586	2007
1,651	2003
1,687	2006

Fewest, Game

24	vs. N.Y. Giants, 10/10/10
25	at N.Y. Jets, 11/26/06
28	vs. Tennessee, 12/29/02
30	at Tennessee, 12/19/10
34	vs. Minnesota, 12/23/12
	at Dallas, 10/15/06
	at Buffalo, 11/16/03

Allowed, Season

2,370	2003
2,303	2005
2,089	2002
1,963	2008
1,958	2013

Allowed, Game

320	at Seattle, 10/16/05
248	at Miami, 10/25/15
247	at Washington, 12/22/02
244	at Jacksonville, 10/14/07
240	at Tennessee, 9/20/09
	at Cincinnati, 11/9/03

Fewest Allowed, Season

1,536	2011
1,560	2012

1,595	2016
1,681	2014
1,711	2009

Fewest Allowed, Game

18	at Washington, 9/19/10
24	vs. Tennessee, 11/28/10
27	at N.Y. Jets, 11/26/06
30	at Tennessee, 12/27/15
32	vs. Jacksonville, 1/3/16

Season, Both Teams

4,119	2005
4,021	2003
3,984	2011
3,842	2014
3,809	2008

Game, Both Teams

442	Texans 244 vs. Jacksonville 198, 1/2/11
387	Texans 67 at Seattle 320, 10/16/05
380	Texans 140 at Cincinnati 240, 11/9/03
367	Texans 249 at Oakland 118, 10/3/10
360	Texans 132 vs. Kansas City 228, 10/17/10

Fewest, Season, Both Teams

3,186	2009
3,411	2007
3,436	2002
3,589	2017
3,643	2006

Fewest, Game, Both Teams

52	Texans 25 at N.Y. Jets 27, 11/26/06
76	Texans 58 at Washington 18, 9/19/10
89	Texans 45 at Arizona 44, 10/11/09
141	Texans 24 vs. N.Y. Giants 117, 10/10/10

ATTEMPTS

Season

551	2014
546	2011
508	2012
481	2004
472	2015
448	2017
437	2005

Game

54	at Cleveland, 11/16/14
48	at Jacksonville, 9/16/12
47	at Tennessee, 10/23/11
46	vs. Tampa Bay, 9/27/15
	at Oakland, 9/14/14
44	3x - last: vs. Atlanta, 12/4/11

Fewest, Season

414	2013
417	2007

TEXANS RECORDS - REGULAR SEASON TEAM

421	2003
423	2010
424	2002

Fewest, Game

12	vs. Tennessee, 10/21/07
13	vs. N.Y. Jets, 9/13/09
14	at N.Y. Jets, 11/26/06
15	vs. N.Y. Giants, 10/10/10

Season, Opponent

533	2003
509	2002
506	2005
454	2013
446	2006

Game, Opponent

57	at Cincinnati, 11/9/03
47	at San Francisco, 1/1/06
46	at Washington, 12/22/02
43	vs. Cincinnati, 11/23/14
42	7x - last: at N.Y. Giants, 9/21/14

Fewest, Season, Opponent

378	2011
388	2015
390	2012
396	2009

Fewest, Game, Opponent

10	vs. New Orleans, 11/29/15
	vs. Indianapolis, 9/12/10
11	at Tennessee, 12/27/15
12	vs. Baltimore, 10/21/12
	vs. Tennessee, 11/28/10
	vs. Jacksonville, 10/31/04

RUSHING AVERAGE

Season

4.83	2010
4.48	2011
4.27	2008
4.21	2013
4.11	2017
4.08	2016

Game

7.37	at Cincinnati, 11/9/03 (19-140)
7.32	at Detroit (OT), 11/22/12 (28-205)
7.23	vs. Buffalo, 11/19/06 (26-188)
7.1	at Indianapolis, 11/16/08 (21-149)
7.08	vs. Tennessee, 11/28/04 (25-177)

Lowest, Season

3.18	2002
3.47	2009
3.67	2015
3.8	2007

Lowest, Game

1.21	at Buffalo, 11/16/03 (28-34)
1.27	vs. Tennessee, 12/29/02 (22-28)
1.42	at Pittsburgh, 12/8/02 (26-37)
1.6	vs. N.Y. Giants, 10/10/10 (15-24)
1.61	vs. Buffalo, 9/28/14 (23-37)

Season, Opponent

4.55	2005
4.47	2008
4.45	2003
4.42	2004
4.38	2006

Game, Opponent

9.6	at Tennessee, 9/20/09 (25-240)
9.38	at Jacksonville, 10/14/07 (26-244)
8.64	vs. Jacksonville, 12/28/14 (14-121)
7.92	at Tennessee, 12/3/17 (25-198)
7.62	at Seattle, 10/16/05 (42-320)

Lowest, Season, Opponent

3.97	2017
4	2014
	2012
4.04	2010
4.06	2011
4.1	2002

Lowest, Game, Opponent

1.04	at N.Y. Jets, 11/26/06 (26-27)
1.06	at Washington, 9/19/10 (17-18)
1.57	at Seattle, 10/29/17 (21-33)
2	vs. Tennessee, 11/28/10 (12-24)
2.06	vs. Baltimore, 12/21/14 (16-33)

RUSHING TOUCHDOWNS

Season

20	2010
19	2012
18	2011
16	2008
	2004

Game

4	vs. New England, 12/1/13
3	13x - last: at Jacksonville, 12/7/14

Season, Opponent

21	2005
18	2008
17	2009
16	2010
	2006

Game, Opponent

5	at Seattle, 10/16/05
4	at Atlanta, 10/4/15
	vs. Jacksonville, 9/27/09

TEXANS RECORDS - REGULAR SEASON TEAM

vs. Jacksonville, 12/24/05

100-YARD RUSHING GAMES BY AN INDIVIDUAL

Season

11	2011
8	2014
	2010
7	2012
5	2008
	2004

Season, Opponent

10	2005
7	2004
	2003
6	2007
5	2008
	2002

CONSECUTIVE GAMES WITH A RUSHING TOUCHDOWN

Texans

7	at Oakland 10/3/10 – at N.Y. Jets 11/21/10 vs. Tennessee 11/28/04 – at Buffalo 9/11/05
6	at Tennessee 10/23/11 – vs. Atlanta 12/4/11
5	vs. Tennessee 9/30/12 – vs. Buffalo 11/4/12 vs. Carolina 12/18/11 – at Jacksonville 9/16/12 at Oakland 12/3/06 – vs. Cleveland 12/31/06

Opponent

6	at Pittsburgh 9/7/08 – vs. Detroit 10/19/08 at Baltimore 11/27/17 – vs. Pittsburgh 12/25/17
5	at Philadelphia 12/2/10 – vs. Jacksonville 1/2/11 at Washington 9/19/10 – vs. Kansas City 10/17/10 at Buffalo 11/1/09 – at Jacksonville 12/6/09 at Dallas 10/15/06 – at Jacksonville 11/12/06 at Jacksonville 11/6/05 – at Baltimore 12/4/05 at New Orleans 9/14/03 – vs. N.Y. Jets 10/19/03

PASSING

NET YARDS PASSING

Most, Season

4,654	2009
4,267	2008
4,144	2010
3,833	2015
3,830	2012

Most, Game

504	vs. Jacksonville (OT), 11/18/12
468	at Washington (OT), 9/19/10
408	at Green Bay, 12/7/08
403	vs. Oakland, 10/9/11

385 2x - last: vs. New York Giants, 9/23/2018

Fewest, Season

2,225	2002
2,237	2005
2,655	2003
2,778	2006
3,246	2004

Fewest, Game

-5	at Oakland, 12/3/06
6	vs. Indianapolis, 10/23/05
10	at Pittsburgh, 12/8/02
25	at Buffalo, 9/11/05
29	at San Diego, 9/15/02

Most Allowed, Season

4,280	2010
3,999	2017
3,890	2014
3,712	2003
3,682	2007

Most Allowed, Game

464	vs. Indianapolis (OT), 9/30/18
446	at Seattle, 10/29/17
421	at Tennessee, 10/12/03
419	at Detroit (OT), 11/22/12 vs. Indianapolis, 9/12/10
403	at Washington, 9/19/10

Fewest Allowed, Season

3,035	2011
3,123	2013
3,141	2002
3,226	2016
3,336	2015

Fewest Allowed, Game

31	at Jacksonville, 12/26/04
52	at Jacksonville, 9/16/12
83	vs. Jacksonville, 12/18/16
86	at Tennessee, 10/29/06
90	vs. Jacksonville, 10/30/11

Most, Season, Both Teams

8,424	2010
8,141	2009
7,756	2015
7,690	2008
7,643	2017

Most, Game, Both Teams

876	Texans 504 vs. Jacksonville 378 (OT), 11/18/12
871	Texans 468 at Washington 403 (OT), 9/19/10
839	Texans 375 at Indianapolis 464 (OT), 9/30/18
813	Texans 367 at Seattle 446, 10/29/17
788	Texans 367 at Tennessee 421, 10/12/03
746	Texans 358 vs. Minnesota 388 (OT), 10/10/04

Fewest, Season, Both Teams

TEXANS RECORDS - REGULAR SEASON TEAM

5,366	2002
5,758	2005
6,222	2006
6,367	2003
6,541	2011

Fewest, Game, Both Teams

153	Texans 122 at Jacksonville 31, 12/26/04
172	Texans 29 at San Diego 143, 9/15/02
184	Texans -5 at Oakland 189, 12/3/06
189	Texans 25 at Buffalo 164, 9/11/05
218	Texans 93 at New England 125, 12/14/06

GROSS YARDS PASSING

Most, Season

4,803	2009
4,079	2015
4,474	2008
4,370	2010
4,183	2013

Most, Game

527	vs. Jacksonville (OT), 11/18/12
497	at Washington (OT), 9/19/10
416	vs. Oakland, 10/9/11
414	vs. Green Bay, 12/7/08
402	at Seattle, 10/29/17

Fewest, Season

2,636	2002
2,661	2005
2,841	2003
3,032	2006
3,460	2014

Fewest, Game

32	at Oakland, 12/3/06
33	at Pittsburgh, 12/8/02
48	vs. Indianapolis, 10/23/05
64	at Tampa Bay, 12/14/03
70	at Buffalo, 9/18/05

Most Allowed, Season

4,499	2010
4,141	2014
3,999	2017
3,881	2012
3,878	2007

Most Allowed, Game

464	at Indianapolis (OT), 9/30/18
452	at Seattle, 10/29/17
441	at Detroit (OT), 11/22/12
433	vs. Indianapolis, 9/12/10
426	at Washington, 9/19/10

Fewest Allowed, Season

3,322	2011
3,310	2013

3,378	2002
3,598	2008
3,635	2006

Fewest Allowed, Game

54	at Jacksonville, 12/26/04
76	at Jacksonville, 9/16/12
87	at Tennessee, 10/29/06
97	vs. Jacksonville, 10/30/11
109	at Tennessee, 11/10/02

PASS ATTEMPTS

Most, Season

633	2013
619	2015
593	2009
583	2016
574	2010

Most, Game

62	vs. Baltimore (OT), 12/13/10
58	at Carolina, 9/20/15
58	at Jacksonville, 12/5/13
57	at Atlanta, 10/4/15
55	vs. Jacksonville (OT), 11/18/12
54	at Tennessee Titans, 12/19/10
	at N.Y. Jets, 11/26/06

Fewest, Season

439	2003
447	2002
449	2005
467	2011
471	2004

Fewest, Game

9	vs. Indianapolis, 10/23/05
10	at Pittsburgh, 12/8/02
14	at Oakland, 12/3/06
15	at Tampa Bay, 11/13/11
	vs. Cleveland, 12/31/06

Most, Season, Opponent

581	2012
548	2009
547	2010
553	2015
546	2007

Most, Game, Opponent

62	at Indianapolis (OT), 9/30/18
61	at Detroit (OT), 11/22/12
58	at Pittsburgh, 12/8/02
57	vs. Indianapolis, 9/12/10
55	at Miami, 12/27/09

Fewest, Season, Opponent

469	2005
471	2008

TEXANS RECORDS - REGULAR SEASON TEAM

484	2013
501	2017
502	2003
Fewest, Game, Opponent	
11	at San Diego, 10/28/07
15	at San Francisco, 10/6/13
	at Tennessee, 10/29/06
16	vs. St. Louis, 10/13/13
18	at Minnesota, 11/2/08
	at Pittsburgh, 9/7/08

PASS COMPLETIONS

Most, Season

399	2009
371	2013
367	2008
365	2010
358	2015

Most, Game

43	vs. Jacksonville (OT), 11/18/12
39	at N.Y. Jets, 11/26/06
38	at Washington (OT), 9/19/10
35	at Tennessee, 12/19/10
	at Arizona, 10/11/09

Fewest, Season

235	2002
248	2003
270	2005
286	2004
288	2011

Fewest, Game

3	at Pittsburgh, 12/8/02
6	vs. Indianapolis, 10/23/05
	at San Diego, 9/15/02
7	at Oakland, 12/3/06
8	vs. Pittsburgh, 12/25/17

Most, Season, Opponent

363	2014
361	2007
354	2010
344	2009
	2004

Most, Game, Opponent

40	vs. Indianapolis, 9/12/10
	vs. Indianapolis (OT), 9/30/18
36	vs. Minnesota, 10/10/04
35	at Miami, 12/27/09
34	at Indianapolis, 11/8/09

Fewest, Season, Opponent

279	2011
281	2002
287	2013

294	2008
297	2003

Fewest, Game, Opponent

6	at San Francisco, 10/6/13
7	at San Diego, 10/28/07
	at Tennessee, 10/29/06
8	vs. Tennessee, 12/29/02
9	at Jacksonville, 9/16/12

TOUCHDOWN PASSES

Most, Season

29	2015
	2009
28	2017
24	2007
	2010
22	2014
	2012

Most, Game

6	vs. Tennessee, 11/30/14
5	vs. Kansas City, 10/8/17
	vs. Jacksonville (OT), 11/18/12
4	at Seattle, 10/29/17
	vs. Tennessee, 10/1/17
	at Denver, 9/23/12
	at Cincinnati, 10/18/09
	at Tennessee, 9/20/09
	vs. Tennessee, 10/21/07

Most, Season, Opponent

33	2010
30	2017
32	2004
29	2013
	2012
28	2014

Most, Game, Opponent

6	vs. Green Bay, 10/14/12
5	at Indianapolis, 11/14/04
	vs. Minnesota (OT), 10/10/04
	vs. New England, 9/24/17
4	11x - last: at Indianapolis (OT), 9/30/18

CONSECUTIVE GAMES WITH A PASSING TOUCHDOWN

Texans

16	at Jacksonville 11/14/10 – vs. Jacksonville 10/30/11
14	vs. Baltimore 12/21/14 – at Buffalo 12/06/15
12	at Indianapolis 11/8/09 – at Oakland 10/3/10
	at Jacksonville 10/14/07 – vs. Jacksonville 12/30/07
10	vs. Pittsburgh 9/18/05 – at Indianapolis 11/13/05

Opponent

22	at Oakland 9/14/14 – at Miami 10/25/15
----	--

TEXANS RECORDS - REGULAR SEASON TEAM

12 vs. Cleveland 1/2/05 – vs. St. Louis 11/27/05

FIRST DOWNS

FIRST DOWNS

Most, Season

360	2010
341	2012
340	2009
	2008
335	2015

Most, Game

39	vs. Jacksonville (OT), 11/18/12
33	vs. Tennessee, 10/1/17
30	vs. Tampa Bay, 9/27/15
	at Indianapolis (OT), 9/30/18
29	at Cleveland, 11/15/14
	vs. Seattle, 9/29/13
	at Tennessee, 10/23/11
	at Washington (OT), 9/19/10
	vs. New England, 1/3/10
	vs. Detroit, 10/19/08

Fewest, Season

208	2002
237	2003
243	2005
282	2006
295	2007

Fewest, Game

3	at Pittsburgh, 12/8/02
7	at Tampa Bay, 12/14/03
	at Jacksonville, 12/7/03
	at San Diego, 9/15/02
	vs. New England, 12/13/15

Most Allowed, Season

352	2010
348	2005
336	2003
329	2014
325	2007

Most Allowed, Game

34	at Indianapolis, 9/17/06
33	at Indianapolis, 12/23/07
31	at Seattle, 10/16/05
30	4x - last: vs. Philadelphia, 11/2/14

Fewest Allowed, Season

270	2011
272	2016
281	2015
282	2013

291 2002

292 2012

Fewest Allowed, Game

6	at Jacksonville, 12/26/04
8	at Chicago, 11/11/12
	vs. Oakland, 10/4/09
9	vs. Tennessee, 10/1/17
	at Jacksonville, 9/16/12
	vs. Tennessee, 11/28/10
	at Buffalo, 11/1/09
	vs. Jacksonville, 12/18/16

Most, Season, Both Teams

712	2010
642	2014
640	2009
	2008
633	2012

Most, Game, Both Teams

58	Texans 30 vs. Indianapolis 28 (OT), 9/30/18
56	Texans 39 vs. Jacksonville 17 (OT), 11/18/12
55	Texans 26 at Detroit 29 (OT), 11/22/12
	Texans 27 vs. Indianapolis 28, 11/29/09
53	Texans 29 at Browns 24, 11/16/14

Fewest, Season, Both Teams

499	2002
573	2003
589	2013
591	2011
	2005

Fewest, Game, Both Teams

21	Texans 13 at Chicago 8, 11/11/12
23	Texans 9 at Jacksonville 14, 11/27/11
	Texans 10 at Indianapolis 13, 12/1/02
	Texans 7 at San Diego 16, 9/15/02
24	Texans 16 vs. Oakland 8, 10/4/09
	Texans 13 vs. Dallas 11, 9/8/02

RUSHING FIRST DOWNS

Most, Season

131	2011
118	2010
114	2012
108	2014
106	2008
	2006

Most, Game

16	at Jacksonville, 9/16/12
15	vs. Indianapolis, 9/12/10
14	vs. Cleveland, 11/6/11
	at Tennessee, 10/23/11
	vs. Indianapolis, 12/24/06

Fewest, Season

TEXANS RECORDS - REGULAR SEASON TEAM

59	2002
86	2017
	2003
89	2005
90	2013
90	2015

Fewest, Game

1	vs. Tennessee, 11/1/15
	vs. Minnesota, 12/23/12
	vs. Tennessee, 11/23/09
	vs. Tampa Bay, 12/9/07
	vs. Tennessee, 10/21/07
	at Dallas, 10/15/06
	at Pittsburgh, 12/8/02

Most, Season, Opponent

130	2003
123	2005
116	2002
115	2006
114	2008

Most, Game, Opponent

19	at Seattle, 10/16/05
16	at Cincinnati, 11/9/03
15	vs. Jacksonville, 1/2/11
	vs. Kansas City, 11/20/05
	at Washington, 12/22/02

Fewest, Season, Opponent

73	2011
79	2015
88	2017
	2013
89	2004
91	2009

Fewest, Game, Opponent

1	vs. Arizona, 11/19/17
	at New England, 9/24/17
	vs. Jacksonville, 1/3/16
	at Tennessee, 12/27/15
	vs. Baltimore, 12/21/14
	at Tennessee, 10/26/14
	vs. Tennessee, 11/28/10
	vs. Oakland, 10/4/09
	at Carolina, 9/16/07

PASSING FIRST DOWNS

Most, Season

231	2009
222	2010
210	2015
210	2008
205	2012

Most, Game

26	vs. Jacksonville (OT), 11/18/12
23	at Indianapolis (OT), 9/30/18
	Washington (OT), 9/19/10
21	vs. Baltimore (OT), 12/13/10
	at Cincinnati, 10/18/09
20	vs. Seattle, 9/29/13
	at Tennessee, 12/19/10

Fewest, Season

119	2002
127	2003
142	2005
156	2006
171	2014

Fewest, Game

1	at Pittsburgh, 12/8/02
	vs. Indianapolis, 9/22/02
2	at Oakland, 12/3/06
3	at Tampa Bay, 12/14/03
4	8x - last: vs. New England, 12/13/15

Most, Season, Opponent

211	2010
206	2014
197	2007
194	2004
188	2005

Most, Game, Opponent

23	at Indianapolis (OT), 9/30/18
21	vs. Kansas City, 10/8/17
	at Detroit (OT), 11/22/12
	at Indianapolis, 11/16/08
	at Indianapolis, 9/17/06
	vs. Minnesota (OT), 10/10/04

Fewest, Season, Opponent

155	2002
158	2013
166	2011
167	2008
	2012

Fewest, Game, Opponent

2	at Jacksonville, 12/26/04
4	vs. Jacksonville, 12/28/14
	at Chicago, 11/11/12
	at Jacksonville, 9/16/12

FIRST DOWNS BY PENALTY

Most, Season

47	2017
35	2015
34	2014
30	2002
24	2008

TEXANS RECORDS - REGULAR SEASON TEAM

2003

Most, Game

8	vs. Jacksonville, 9/10/17
6	vs. Cincinnati, 11/3/02
5	at Los Angeles, 11/12/17
	at Carolina, 9/20/15
	vs. St. Louis, 10/13/13
	vs. Tennessee, 12/14/08
	vs. Dallas, 9/8/02

Fewest, Season

9	2007
12	2005
14	2011
16	2009
19	2013

Most, Season, Opponent

37	2017
	2005
36	2013
34	2014
	2009
31	2012
	2011

Most, Game, Opponent

7	at Jacksonville, 12/5/13
6	vs. Indianapolis, 10/8/15
	at Indianapolis, 12/22/11
	at Indianapolis, 11/8/09

Fewest, Season, Opponent

19	2008
20	2002
21	2007
	2004

FIELD GOALS

FIELD GOALS

Most, Season

32	2011
31	2012
30	2014
29	2008
27	2010

Fewest, Season

17	2004
	2002
18	2003
19	2006
20	2017
21	2009

Most Attempted, Season

38	2012
	2011

35	2014
	2013

34	2005
----	------

Fewest Attempted, Season

22	2003
24	2004
	2002
25	2017
	2006
27	2015

Most Attempted, Game

7	at Miami, 9/7/03
6	vs. Baltimore, 12/21/14
	vs. Indianapolis, 12/16/12

5 6x - last: vs. Dallas (OT), 10/7/18

Most Converted, Game

6	vs. Baltimore, 12/21/14
5	vs. Indianapolis, 12/16/12
	vs. Miami, 10/7/07
	at Baltimore, 12/4/05
	at Miami, 9/7/03

Consecutive Games Scoring Field Goals

19	9/22/13 - 10/5/14
17	10/23/11 - 10/21/12
15	11/1/10 - 10/9/11
10	11/13/05 - 9/17/06

Most Field Goals Made, Season, Opponent

33	2017
30	2013
	2011
28	2007
	2005
	2003

Fewest Field Goals Made, Season, Opponent

20	2015
	2009
21	2012
	2010

22	2004
----	------

Most Field Goals Attempted, Season, Opponent

36	2011
35	2017
	2013
	2003

34	2002
----	------

Fewest Field Goals Attempted, Season, Opponent

22	2014
23	2009
24	2012
26	2015

TEXANS RECORDS - REGULAR SEASON TEAM

27	2010
Most Field Goals Attempted, Game, Opponent	
8	vs. Tennessee, 10/21/07*
5	6x - last: at Indianapolis, 12/22/11
Most Field Goals Converted, Game, opponent	
8	vs. Tennessee, 10/21/07*
5	at Baltimore, 10/16/11
	at Buffalo, 9/11/05
	vs. Cleveland, 1/2/05
* NFL record.	
Most Field Goals Converted, Game, Both Teams	
9	Texans 5 vs. Miami 4, 10/7/07
8	Texans 0 vs. Tennessee 8*, 10/21/07
* NFL record.	

PUNTING

PUNTS

Most, Season	
116	2002
97	2003
96	2015
92	2017
88	2013
	2012
Most, Game	
11	at Jacksonville, 12/17/17
	at Indianapolis, 12/1/02
10	6x - last: at Tennessee, 12/2/12
Fewest, Season	
53	2008
55	2007
63	2010
67	2009
73	2004
Fewest, Game	
1	at Buffalo, 11/1/09
	vs. Miami, 10/7/07
2	29x - last: vs. Tennessee, 10/1/17
Most Punts, Season, opponent	
101	2015
98	2002
92	2012
91	2013
Most Punts, Game, Opponent	
11	vs. Oakland, 11/17/13
10	at San Francisco, 1/1/06
	at San Diego, 9/15/02
Fewest Punts, Season, Opponent	
59	2007
63	2005

65	2006
67	2010
	2008
Fewest Punts, Game, Opponent	
0	vs. Jacksonville, 10/14/07
	vs. Indianapolis, 10/23/05
1	5x - last: at Indianapolis, 11/16/08
Most Punts, Season, Both Teams	
214	2002
197	2015
180	2012
179	2013
173	2017
172	2003
167	2014
Most Punts, Game, Both Teams	
20	Texans 9 vs. Oakland 11, 11/17/13
	Texans 11 at Indianapolis 9, 12/1/02
	Texans 10 at San Diego 10, 9/15/02
19	Texans 10 at Jacksonville 9, 11/27/11
	Texans 10 vs. Dallas 9, 9/8/02
Fewest Punts, Season, Both Teams	
114	2007
120	2008
130	2010
140	2005
141	2006
Fewest Punts, Game, Both Teams	
2	Texans 2 at Jacksonville 0, 10/14/07
3	Texans 2 at Indianapolis 1, 11/16/08
	Texans 1 vs. Miami 2, 10/7/07
	Texans 2 at Indianapolis 1, 12/24/06

PUNT YARDS

Most Yards, Season	
4,720	2002
4,533	2015
4,507	2017
4,189	2013
4,150	2012
4,028	2003
Most Yards, Game	
518	at Jacksonville, 12/17/17
488	at Tennessee, 12/2/12
442	vs. Oakland, 11/17/13
440	at Cincinnati, 9/14/17
436	at Jacksonville, 11/27/11
435	at Indianapolis, 12/1/02
Fewest Yards, Season	
2,240	2008
2,296	2007
2,650	2010

TEXANS RECORDS - REGULAR SEASON TEAM

2,866	2009
2,990	2005
Fewest Yards, Game	
39	at Buffalo, 11/1/09
47	vs. Miami, 10/7/07
59	vs. Cincinnati, 10/26/08
59	vs. Carolina, 12/18/11
64	vs. Jacksonville, 12/24/05
Most Yards, Season, Opponent	
4,693	2015
4,176	2012
4,161	2013
3,896	2011
3,892	2002
Most Yards, Game, Opponent	
540	vs. Oakland, 11/17/13
470	at Jacksonville, 9/16/12
427	at Tennessee, 12/27/15
427	vs. Oakland, 10/4/09
413	vs. Buffalo, 9/28/14
Fewest Punting Yards, Season, Opponent	
2,528	2005
2,535	2007
2,880	2004
2,930	2010
2,949	2006
Fewest Punting Yards, Game, Opponent	
0	vs. Jacksonville, 10/14/07
	vs. Indianapolis, 10/23/05
39	vs. Pittsburgh, 9/18/05
41	at Seattle, 10/16/05
45	at Indianapolis, 9/14/06
Highest Punting Average, Season	
49	2017, 92 punts
47.6	2013, 88 punts
47.2	2015, 96 punts
47.2	2012, 88 punts
45.8	2014, 84 punts
44	2011, 74 punts
Lowest Punting Average, Season	
38.8	2005, 77 punts
40.7	2002, 116 punts
41.2	2004, 73 punts
41.5	2003, 97 punts
41.6	2006, 76 punts
Highest Punting Average, Game (Minimum 4 punts)	
58.9	at Arizona, 11/10/13, 7 punts
58.5	at New England, 9/24/17, 4 punts
54.5	vs. Indianapolis, 10/9/14, 4 punts
54.2	at Denver, 9/23/12, 5 punts
52.8	vs. Atlanta, 12/4/11, 5 punts
Highest Punting Average, Season, Opponent	

47.3	2017, 81 punts
46.9	2011, 83 punts
46.8	2009, 76 punts
46.5	2015, 101 punts
45.7	2013, 91 punts
Lowest Punting Average, Game (Minimum 4 punts)	
30.7	at Chicago, 12/19/04, 7 punts
33.8	at Indianapolis, 11/14/04, 4 punts
34.2	at Jacksonville, 11/12/06, 5 punts
34.3	at Cleveland, 11/25/07, 4 punts
34.7	vs. Jacksonville, 11/17/02, 6 punts
Highest Punting Average, Game, Opponent (Minimum 4 punts)	
56.8	at Oakland, 12/3/06, 4 punts
	at Dallas, 10/15/06, 4 punts
53.9	at Carolina, 9/20/15, 7 punts
53.4	vs. Oakland, 10/4/09, 8 punts
52.8	at San Diego, 10/28/07, 5 punts
52.2	twice, last at Tennessee, 9/16/18, 5 punts
Lowest Punting Average, Season, Opponent	
39.7	2002, 98 punts
40.1	2005, 63 punts
41.7	2004, 69 punts
	2003, 75 punts
43	2007, 59 punts
Lowest Punting Average, Game, Opponent (Minimum 4 punts)	
25.7	at Washington, 12/22/02, 7 punts
31.2	at San Francisco, 1/1/06, 10 punts
31.3	vs. New England, 11/23/03, 4 punts
33	vs. Cleveland, 10/30/05, 4 punts
34	at Cleveland, 11/25/07, 5 punts

PUNT RETURNS

PUNT RETURN TOUCHDOWNS

Most Touchdowns, Punt Returns

2	2008	Jacoby Jones 73 yards vs. Cincinnati, 10/26/08; Jacoby Jones 70 vs. Miami, 10/12/08
1	2013	Keshawn Martin 87 vs. Oakland, 11/17/13
	2011	Jacoby Jones 79 vs. Indianapolis, 9/11/11
	2002	Avion Black 76 vs. Baltimore, 12/15/02
	2016	Will Fuller V 67 vs. Tennessee, 10/2/16

Most Touchdowns, Punt Returns, Opponent

1	2017	Tyreek Hill 82 yards vs. Kansas City, 10/8/17
	2013	Tandon Doss 76 at Baltimore, 9/22/13
	2012	Marcus Thigpen 72 vs. Miami, 9/9/12
	2008	Johnnie Lee Higgins 80 at Oakland, 12/21/08
	2006	Adam Jones 53 at Tennessee, 10/29/06
	2005	Adam Jones 52 at Tennessee, 12/11/05
	2003	Dante Hall 73 vs. Kansas City, 9/21/03

PUNT RETURNS

TEXANS RECORDS - REGULAR SEASON TEAM

Most, Season

53	2002
52	2015
51	2011
45	2009
42	2013

Most, Game

7	vs. Oakland, 11/17/13
	at Jacksonville, 11/27/11
	vs. Oakland, 10/4/09
	at Baltimore, 12/4/05
6	at Carolina, 9/20/15
	at Jacksonville, 9/16/12

Fewest, Season

23	2006
30	2005
32	2008
33	2007
34	2014

Most Returns, Season, Opponent

60	2015
58	2002
49	2017
48	2012
43	2013
	2003

Most Returns, Game, Opponent

7	vs. Dallas, 9/8/02
6	9x - last: vs. Cleveland, 10/15/17

Fewest Punt Returns, Season, Opponent

19	2007
21	2008
24	2009
29	2010
30	2004

PUNT RETURN YARDS

Most Yards, Season

529	2011
512	2002
449	2009
414	2012
386	2008

Most Yards, Game

125	vs. Oakland, 11/17/13
100	at Arizona, 10/11/09
92	vs. Baltimore, 12/15/02
91	at Jacksonville, 11/27/11
	vs. Indianapolis, 9/11/11

Fewest Yards, Season

208	2014
223	2005

235	2010
242	2006
266	2003

Fewest Yards, Game

-12	vs. Detroit, 10/19/08
-6	at Denver, 11/7/04
-4	at Tennessee, 12/2/07
-3	at Philadelphia, 12/2/10

Most Punt Return Yards, Season, Opponent

612	2015
608	2017
530	2013
483	2012
407	2003
396	2014

Most Punt Return Yards, Game, Opponent

93	at Baltimore, 9/22/13
82	vs. Pittsburgh, 12/25/17
80	2x - last: at Oakland, 12/21/08
76	vs. Miami, 9/9/12
74	at Arizona, 11/10/13
73	vs. Kansas City, 9/21/03

Fewest Punt Return Yards, Season, Opponent

104	2009
151	2007
219	2005
233	2010
235	2008

Fewest Punt Return Yards, Game, Opponent

-4	vs. Oakland, 10/4/09
-3	at Pittsburgh, 9/7/08
-2	at San Diego, 9/15/02
-1	at Indianapolis, 12/1/02

PUNT RETURN AVERAGE

Highest Average, Season

12.06	2008
10.89	2012
10.52	2006
10.37	2011
9.98	2009

Highest Average, Game (Minimum 4 returns)

21.75	vs. Miami, 10/12/08
20	at Arizona, 10/11/09
18.25	at Buffalo, 11/1/09
17.86	vs. Oakland, 11/17/13
16.75	at Tennessee, 12/2/12

Lowest Average, Season

6.12	2014
6.65	2010
6.71	2003
7.25	2015

TEXANS RECORDS - REGULAR SEASON TEAM

7.43	2005
8.23	2004
Lowest Average, Game (Minimum 4 returns)	
1.8	vs. Tennessee (OT), 9/15/13
2.25	vs. Baltimore, 10/21/12
2.5	at Tampa Bay, 11/13/11
3	at Miami, 9/7/03
3.4	vs. Tampa Bay, 9/27/15
Highest punt return Average, Season, opponent	
12.41	2017
12.38	2014
12.32	2013
11.19	2008
10.2	2015
Highest punt return Average, Game , opponent (Minimum 4 returns)	
19.8	vs. Kansas City, 10/8/17
17.25	at Jacksonville, 10/27/02
16.8	at Indianapolis, 12/20/15
16.4	vs. Pittsburgh, 12/25/17
16.3	at Cincinnati, 9/14/2017
16	vs. Indianapolis, 9/22/02
Lowest Punt Return Average, Season, Opponent	
4.33	2009
5.66	2002
6.64	2005
7.64	2006
7.95	2007
Lowest Punt Return Average, Game, Opponent (Minimum 4 returns)	
-0.33	at San Diego, 9/15/03
-0.18	at Indianapolis, 12/1/02
1	at Jacksonville, 11/27/11
1.43	vs. Dallas, 9/8/02
3.0	vs. New York Giants, 9/23/18

KICKOFF RETURNS

KICKOFF RETURN TOUCHDOWNS

Most Touchdowns, Kickoff Returns, Season	
4	2007
2	2005
1	2009
Most Touchdowns, Kickoff Returns, Game	
2	André Davis 104 and 97 yards vs. Jacksonville, 12/30/2007
1	Jacoby Jones 95 vs. Oakland, 10/4/09
	André Davis 97 vs. Tampa Bay, 12/9/07
	Jerome Mathis 84 vs. Indianapolis, 9/23/07
	Jerome Mathis 99 vs. Kansas City, 10/23/05
	Jerome Mathis 89 vs. Indianapolis, 10/23/05
Most Touchdowns, Kickoff Returns, Season, Opponent	
1	2013
	2012

	2010
	2006
	2004
	2002
Most Touchdowns, Kickoff Returns, Game, Opponent	
1	Deji Karim 101 yards at Indianapolis, 12/30/12
	Joe McKnight 100 at N.Y. Jets, 10/8/12
	David Reed 103 vs. Baltimore (OT), 12/13/10
	Ellis Hobbs 93 at New England, 12/17/06
	Eddie Drummond 99 at Detroit, 9/19/04
	André Davis 95 at Cleveland, 10/20/02

KICKOFF RETURNS

Most, Season	
84	2005
80	2003
77	2002
74	2007
72	2008
Most, Game	
8	4x - last: at Indianapolis, 11/16/08
7	20x - last: at N.Y. Jets, 11/21/10
Fewest, Season	
18	2015
20	2014
29	2011
44	2012
51	2013
Most Returns, Season, Opponent	
73	2008
72	2010
71	2009
69	2007
62	2012
Most Returns, Game, Opponent	
7	7x - last: vs. Baltimore, 10/21/12
Fewest Returns, Season, Opponent	
27	2017
39	2013
40	2015
45	2014
46	2011
52	2006
	2002

KICKOFF RETURN YARDS

Most Yards, Season	
2,173	2005
1,961	2007
1,700	2003
1,609	2006
1,550	2008

TEXANS RECORDS - REGULAR SEASON TEAM

Most Yards, Game

278	vs. Kansas City, 11/20/05
266	vs. Indianapolis, 10/23/05
234	vs. Jacksonville, 12/30/07
233	vs. Indianapolis, 9/23/07
207	at Indianapolis, 11/16/08

Fewest Yards, Season

422	2014
430	2015
558	2017
730	2011
953	2012
1,257	2013

Most Return Yards, Season, Opponent

1,741	2010
1,630	2008
1,597	2009
1,595	2012
1,593	2007

Most Return Yards, Game, Opponent

233	vs. Baltimore (OT), 12/13/10
201	vs. Baltimore, 10/21/12
199	vs. Oakland, 10/3/04
191	vs. Miami, 10/7/07
189	at Buffalo, 11/1/09

Fewest Return Yards, Season, Opponent

547	2017
977	2015
1,004	2013
1,030	2011
1,135	2016
1,149	2003

KICKOFF RETURN AVERAGE

Highest Average, Season

26.5	2007
25.9	2005
25.2	2011
24.7	2013
23.9	2015

Highest Average, Game (Minimum 4 returns)

46.8	vs. Jacksonville, 12/30/07
38.0	vs. Indianapolis, 10/23/05
35.4	vs. Cleveland, 10/30/05
34.8	vs. Kansas City, 11/20/05
33.3	vs. Indianapolis, 9/23/07

Lowest Average, Season

19.8	2010
19.9	2002
20.7	2017
21.0	2004
21.1	2014

21.3 2003

Lowest Average, Game (Minimum 4 returns)

11.8	at Cincinnati, 12/11/11
12.7	at N.Y. Jets, 11/21/11
13.3	vs. Jacksonville, 12/24/05
13.5	at Detroit, 9/19/04
13.7	at Jacksonville, 10/14/07

Highest Return Average, Season, Opponent

26.0	2014
25.7	2013
25.7	2012
24.4	2015
24.2	2010

Highest Return Average, Game, Opponent (Minimum 4 returns)

42.5	at Indianapolis, 12/30/12
42.0	at Cleveland, 10/20/02
39.3	at Detroit, 9/19/04
38.8	vs. Baltimore (OT), 12/13/10
36.3	vs. Tennessee, 10/9/05

Lowest Return Average, Season, Opponent

20.26	2017
21.68	2005
21.71	2003
22.23	2002
22.33	2008
22.39	2011

Lowest Return Average, Game, Opponent (Minimum 4 returns)

13.0	vs. Buffalo, 11/4/12
14.3	at Jacksonville, 10/30/11
15.0	vs. Green Bay, 11/21/04
15.8	vs. Dallas, 9/8/02
16.0	at Green Bay, 12/7/08

FUMBLES

FUMBLES

Most Fumbles, Season

34	2002
30	2005
28	2008
	2006
26	2007
25	2017

Most Fumbles, Game

6	at Green Bay, 12/7/08
5	at Baltimore, 12/4/05
	at Jacksonville, 11/6/05
4	10x - last: vs. Arizona, 11/19/17
3	2x, last vs. Buffalo, 10/14/18

Most Fumbles, Season, Opponent

27	2009
----	------

TEXANS RECORDS - REGULAR SEASON TEAM

24	2014
	2007
	2005
23	2012
	2002

Most Fumbles, Game, Opponent

5	at Chicago, 12/19/04
4	6x - last: at Oakland, 9/14/14

FUMBLES LOST

Most Fumbles Lost, Season

17	2007
14	2002
12	2008
	2006
11	2017

Most Fumbles Lost, Game

3	at Atlanta, 10/4/15
	at Cincinnati, 12/11/11
	at Green Bay, 12/7/08
	vs. Tennessee, 10/21/07
	at Tennessee, 10/29/06
	vs. Jacksonville, 9/10/17

Most Fumbles Lost, Season, Opponent

14	2014
	2012
	2007
13	2009
11	2015
	2006
	2002

Most Fumbles Lost, Game, Opponent

3	at Tennessee, 12/27/15
	at Tennessee, 12/2/12
	vs. Oakland, 10/4/09
	at Jacksonville, 10/14/07
	at Oakland, 12/3/06
	at Pittsburgh, 12/8/02

FUMBLE RECOVERY TOUCHDOWNS

Most Touchdowns, Fumble Recovery, Season

3	2007
	2004
2	2017
	2009
	2006
1	2015
	2014
	2011
	2002

Most Touchdowns, Fumble Recovery, Game

1	Jadeveon Clowney 0 at Indianapolis (OT), 9/30/18
	Lamarr Houston 24 vs. Indianapolis, 11/5/17
	Jadeveon Clowney 22 at New England, 9/24/17
	Quintin Demps 33 at Tennessee, 12/27/15
	J.J. Watt 45 vs. Indianapolis, 10/9/14
	Wade Smith 0 (own) at Baltimore, 10/16/11
	Bernard Pollard 0 vs. New England, 1/3/10
	Dominique Barber 48 (own) vs. N.Y. Jets, 9/13/09
	DeMeco Ryans 26 vs. Tennessee, 10/21/07
	Kevin Walter 0 at Carolina, 9/16/07
	Mario Williams 38 vs. Kansas City, 9/9/07
	Anthony Maddox 47 vs. Cleveland, 12/31/06
	Demarcus Faggins 58 at Oakland, 12/3/06
	Antwan Peek 66 at Jacksonville, 12/26/04
	Charlie Anderson 60 at Chicago, 12/19/04
	Jamie Sharper 16 vs. Oakland, 10/3/04
	Kenny Wright 40 at Pittsburgh, 12/8/02

Most Touchdowns, Fumble Recovery, Season, Opponent

2	2013
	2007
	2006

Most Touchdowns, Fumble Recovery, Game, Opponent

2	at Atlanta, 10/4/15
---	---------------------

INTERCEPTIONS

INTERCEPTIONS

Most Interceptions Thrown, Season

22	2013
21	2007
20	2008
18	2003
17	2017
	2009

Most Interceptions Thrown, Game

4	vs. Baltimore, 11/9/08
	at San Diego, 10/28/07
	vs. New England, 12/17/06

Fewest Interceptions Thrown, Season

9	2011
12	2010
12	2015

Most Interceptions Thrown, Season, Opponent

22	2004
20	2014
17	2011
15	2012

Most Interceptions Thrown, Game, Opponent

4	at Jacksonville, 11/12/06
	at Tennessee, 10/17/04

TEXANS RECORDS - REGULAR SEASON TEAM

3	vs. Cleveland, 10/15/17
Fewest Interceptions Thrown, Season, Opponent	
7	2013
	2005
10	2002
11	2017
	2007
	2006

INTERCEPTION RETURN YARDS

Most Interception Return Yards, Season	
483	2014
393	2004
333	2012
212	2009
205	2003
Most Interception Return Yards, Game	
135	at Pittsburgh, 12/8/02
118	vs. Tennessee, 9/30/12
102	at Kansas City, 9/26/04
100	vs. Tennessee, 11/30/14
95	vs. Tennessee, 12/21/03
Most Interception Return Yards, Season, Opponent	
400	2017
357	2013
294	2009
277	2002
267	2007
225	2005
Most Interception Return Yards, Game, Opponent	
106	vs. Cincinnati, 11/3/02
103	vs. St. Louis, 10/13/13
99	at Tennessee, 9/21/08
98	at Seattle, 10/29/17
96	at San Diego, 10/28/07

INTERCEPTION RETURNS FOR TOUCHDOWN

Most Touchdowns, Interception, Season	
4	2014
3	2012
2	2017
	2015
	2004
	2002
Most Touchdowns, Interception, Game	
2	vs. Tennessee, 9/30/12
	at Pittsburgh, 12/8/02
Most Touchdowns, Interception, Season, Opponent	
5	2013
3	2009
	2005
	2003

2	2017
	2010
Most Touchdowns, Interception, Game, Opponent	
1	24x - last: at Seattle, 10/29/17

TOTAL TURNOVERS

TAKEAWAYS

Most Takeaways, Season	
34	2014 (20 int., 14 fum. recoveries)
30	2004 (22 int., 8 fum. recoveries)
29	2012 (15 int., 14 fum. recoveries)
27	2009 (14 int., 13 fum. recoveries)
27	2011 (17 int., 10 fum. recoveries)
Fewest Takeaways, Season	
11	2013 (7 int., 4 fum. recoveries)
16	2005 (7 int., 9 fum. recoveries)
18	2010 (13 int., 5 fum. recoveries)
21	2002 (10 int., 11 fum. recoveries)
Most Takeaways, Game	
6	at Tennessee, 12/2/12 (3 int., 3 fum. recoveries)
5	at Pittsburgh, 12/8/02 (2 int., 3 fum. recoveries)
	vs. Jacksonville, 9/28/03 (3 int., 2 fum. recoveries)
	vs. Oakland, 10/3/04 (3 int., 2 fum. recoveries)
	at Oakland, 12/3/06 (2 int., 3 fum. recoveries)
	at Cleveland, 11/23/08 (3 int., 2 fum. recoveries)

GIVEAWAYS

Most Giveaways, Season	
38	2007 (21 int., 17 fum.)
32	2008 (20 int., 12 fum.)
31	2013 (22 int., 9 fum.)
29	2002 (15 int., 14 fum.)
28	2018 (17 int., 11 fum.)
	2009 (17 int., 11 fum.)
Fewest Giveaways, Season	
17	2012 (13 int., 4 fum.)
18	2010 (12 int., 6 fum.)
20	2015 (12 int., 8 fum.)
20	2011 (9 int., 11 fum.)
22	2014 (13 int., 9 fum.)
Most Giveaways, Game	
6	vs. Tennessee, 10/21/07 (3 int., 3 fum.)
5	at San Diego, 10/28/07 (4 int., 1 fum.)
	at Tennessee (OT), 10/29/06 (2 int., 3 fum.)
	at Buffalo, 9/11/05 (3 int., 2 fum.)
4	at Los Angeles, 11/12/17 (2 int., 2 fum.)
	vs. Jacksonville, 9/11/17 (1 int., 3 fum.)

SAFETIES

TEXANS RECORDS - REGULAR SEASON TEAM

SAFETIES

Season

3	2002
2	2009
1	2017
	2014
	2013
	2012
	2016

Season, Opponent

2	2003
	2002

Game

1	vs. Cleveland, 10/15/17
	vs. Jacksonville, 12/28/14
	vs. Tennessee, 9/15/13
	vs. Baltimore, 10/21/12
	at Jacksonville, 12/6/09
	vs. Oakland, 10/4/09
	vs. Baltimore, 12/15/02
	vs. N.Y. Giants, 11/24/02
	vs. Dallas, 9/8/02

Game, Opponent

2	at Buffalo, 11/16/03
1	at Indianapolis, 12/31/17
	vs. Cincinnati, 11/23/14
	at Indianapolis, 12/15/13
	at Denver, 9/23/12
	vs. Baltimore, 11/9/08
	at Chicago, 12/19/04
	at Washington, 12/22/02
	vs. Jacksonville, 12/18/16
	at Jacksonville, 10/27/02

PENALTIES

PENALTIES

Most Penalties, Season

136	2002
121	2003
124	2017
112	2013
108	2012
107	2015
106	2005
	2004

Most Penalties, Game

14	at Jacksonville, 12/17/17
	at Indianapolis, 12/15/13

at Jacksonville, 12/5/13

at Baltimore, 9/22/13

at Indianapolis, 12/1/02

13 vs. Indianapolis, 10/8/15

at Indianapolis, 11/8/09

at Seattle, 10/16/05

Fewest Penalties, Season

80	2008
82	2007
90	2010
	2006
94	2014

Fewest Penalties, Game

1	at Tennessee, 12/27/15
	vs. Tennessee, 9/30/12
	vs. Oakland, 10/4/09
	at Oakland, 12/21/08
	vs. Miami, 10/12/08
	vs. Indianapolis, 10/5/08
	at Pittsburgh, 12/8/02

Most Penalties, Season, Opponent

123	2004
122	2017
116	2015
105	2010
	2005
103	2013

Most Penalties, Game, Opponent

14	at Cincinnati, 10/2/05
13	vs. Oakland, 10/3/04
	vs. Buffalo, 10/13/02

12 3x, last vs. Buffalo 10/14/18

Fewest Penalties, Season, Opponent

81	2008
	2007
88	2011
90	2012
92	2009

Fewest Penalties, Game, Opponent

0	vs. New England, 12/1/13
1	at N.Y. Jets, 11/26/06
	vs. Cleveland, 10/30/05

Most Penalties, Season, Both Teams

238	2002
229	2004
223	2015
217	2003
215	2013

Most Penalties, Game, Both Teams

24	Texans 14 at Baltimore 10, 9/22/13
24	Texans 11 vs. Buffalo 13, 10/13/02
23	Texans 9 at Cincinnati 14, 10/2/05

TEXANS RECORDS - REGULAR SEASON TEAM

Texans 14 at Indianapolis, 12/1/02

Fewest Penalties, Season, Both Teams

161	2008
163	2007
186	2006
187	2011
	2009

Fewest Penalties, Game, Both Teams

2	Texans 2 vs. New England 0, 12/1/13
3	Texans 1 at Oakland 2, 12/21/08
4	Texans 1 at Tennessee 3, 12/27/15
4	Texans 2 at Jacksonville 2, 9/28/08
5	Texans 1 vs. Miami 4, 10/12/08

PENALTY YARDS

Most Yards Penalized, Season

1,138	2013
1,050	2017
1,011	2002
961	2003
928	2004
910	2015

Most Yards Penalized, Game

177	at Jacksonville, 12/5/13
129	vs. Indianapolis, 11/29/09
127	at Jacksonville, 12/17/17
	vs. Tennessee, 12/14/08
125	vs. Indianapolis, 10/8/15
114	at Indianapolis, 12/15/13
113	at Baltimore, 9/22/13

Fewest Yards Penalized, Season

636	2007
664	2008
690	2010
761	2006
833	2009

Fewest Yards Penalized, Game

3	vs. Tennessee, 9/30/12
5	vs. Oakland, 10/4/09
	vs. Miami, 10/12/08
	vs. Indianapolis, 10/5/08

10 at Tennessee, 9/21/08

Most Yards Penalized, Season, Opponent

1,128	2017
991	2015
979	2004
955	2002
863	2012
851	2010

Most Yards Penalized, Game, Opponent

128	vs. Buffalo, 10/13/02
126	vs. Washington, 9/24/06
120	at Seattle, 10/29/17
117	2x - last: at Cincinnati, 10/2/05
104	vs. Buffalo, 10/14/18

Fewest Yards Penalized, Season, Opponent

614	2007
659	2008
686	2011
728	2009
767	2003

Fewest Yards Penalized, Game, Opponent

0	vs. New England, 12/1/13
5	at N.Y. Jets, 11/26/06
	vs. Cleveland, 10/30/05
9	vs. N.Y. Jets, 10/19/03
10	vs. Chicago, 12/28/08
	at New England, 12/17/06

Most Yards Penalized, Season, Both Teams

2,178	2017
1,966	2002
1,947	2013
1,907	2004
1,901	2015
1,736	2012

Most Yards Penalized, Game, Both Teams

234	Texans 177 at Jacksonville 57, 12/5/13
207	Texans 90 at Cincinnati 117, 10/2/05
203	Texans 75 vs. Buffalo 128, 10/13/02
200	Texans 113 at Baltimore 87, 9/22/13
197	Texans 80 vs. Dallas 117, 9/8/02

TEXANS RECORDS - REGULAR SEASON TEAM

ATTENDANCE

ATTENDANCE

TOP 10 HOME ATTENDANCE

Attendance	Date	Opponent	Result
72,008	10/7/2018	Dallas	W, 19-16, (OT)
71,933	9/11/2016	Chicago	W, 23-14
71,908	12/13/2015	New England	L, 27-6
71,899	1/3/2016	Jacksonville	W, 30-6
71,897	11/27/2016	San Diego	L, 21-13
71,891	10/16/2016	Indianapolis	W, 26-23, (OT)
71,890	9/18/2016	Kansas City	W, 19-12
71,882	10/30/2016	Detroit	W, 20-13
71,842	12/25/2017	Pittsburgh	L, 34-6
71,838	9/23/2018	New York Giants	L, 27-22

TOP 10 ROAD ATTENDANCE

Attendance	Date	Opponent	Result
91,159	10/5/2014	Dallas	L, 20-17, (OT)
88,240	9/19/2010	Washington	W, 30-27
79,088	10/8/2012	N.Y. Jets	W, 23-17
78,843	11/21/2010	N.Y. Jets	L, 30-27
78,485	11/5/2006	N.Y. Giants	L, 14-10
77,875	12/5/2004	N.Y. Jets	L, 29-7
77,867	12/4/2016	Green Bay	L, 21-13
77,462	9/21/2014	N.Y. Giants	L, 30-17
77,433	9/26/2004	Kansas City	W, 24-21
76,865	10/24/2016	Denver	L, 27-9

OVERALL HOME ATTENDANCE

Year	Games	Total	Average
2002	8	559,322	69,915
2003	8	563,748	70,468
2004	8	565,192	70,649

2005	8	562,397	70,300
2006	8	561,469	70,184
2007	8	564,159	70,520
2008	8	563,364	70,421
2009	8	564,864	70,608
2010	8	568,643	71,081
2011	8	571,969	71,496
2012	8	573,321	71,665
2013	8	573,271	71,659
2014	8	574,132	71,767
2015	8	574,159	71,769
2016	8	574,947	71,868
2017	8	574,197	71,774
2018	3	215,484	71,828

OVERALL ROAD ATTENDANCE

Year	Games	Total	Average
2002	8	502,400	62,800
2003	8	497,942	62,242
2004	8	544,857	68,107
2005	8	532,541	66,568
2006	8	524,974	65,622
2007	8	515,869	64,483
2008	8	512,254	64,032
2009	8	484,976	60,622
2010	8	539,982	67,498
2011	8	487,733	60,967
2012	8	540,654	67,582
2013	8	530,412	66,302
2014	8	541,851	67,732
2015	8	524,655	65,581
2016	8	480,790	60,099
2017	8	506,250	63,281
2018	4	252,500	63,125