



# HOUSTON TEXANS



V  
S



HOUSTON TEXANS vs. NEW YORK GIANTS

SUNDAY, SEPTEMBER 23, 2018 | NRG STADIUM

WEEK 3



**WEEK 3****#NYGvsHOU****Houston Texans (0-2) vs. New York Giants (0-2)****Sunday, September 23, 2018 • Noon CT****NRG Stadium (71,795) • Houston, Texas****ON  
AIR****FOX (KRIV, Ch. 26)**Kenny Albert  
Ronde Barber  
Megan OliviPlay-By-Play  
Color Analyst  
Sideline**SportsRadio610 (610 AM, 100.3 FM)**Marc Vandermeer  
Andre Ware  
John HarrisPlay-By-Play  
Color Analyst  
Sideline**Mega 101 FM (101.1 FM)**Enrique Vasquez  
Gustavo RangelPlay-By-Play  
Color Analyst**TEXANS FACE GIANTS IN 2018 HOME OPENER**

The Houston Texans will take on the New York Giants in their home opener in Week 3. Kickoff at NRG Stadium is set for Noon CT on FOX (KRIV, Ch. 26), SportsRadio610 (610 AM, 100.3 FM) and Mega 101 FM (101.1 FM). The Texans will honor first responders on Sunday by donning their all-white uniforms for the annual Liberty White Out game presented by BHP Billiton.



Houston is coming off a 20-17 loss on the road to the Tennessee Titans in Week 2. WR **DeAndre Hopkins** (110) and WR **Will Fuller V** (113) both recorded 100 receiving yards in the same game for the first time since Week 8 of 2017 while QB **Deshaun Watson** threw for 310 yards and now has the second-most touchdown passes (22) through a player's first nine career games in NFL history (**Kurt Warner** - 24). DE **J.J. Watt** finished tied for second on the team with six tackles, one forced fumble and two tackles for loss. It marked his first forced fumble since Week 17 of 2015.

The Texans and Giants haven't met since Week 3 of 2014 when Houston lost 30-17 in New York. The Giants hold a 3-1 advantage in the all-time series matchup with Houston's lone win coming in Week 12 of 2002.

**GAMEDAY ENTERTAINMENT****Gate Entertainment:** Percussion One**Pre-Game Entertainment:** TORO and the Houston Texans Cheerleaders**Gate Giveaway:** 'GO TEXANS' Roll-A-Banners courtesy of BHP will be distributed to the first 50,000 fans in the gates**Deep in the Heart of Texas:** Debut of the new Deep in the Heart of Texas song and video recorded by Josh Abbott Band**Texas Flag Holders:** First responders from Pearland Police Department, Katy Fire Department, Houston Police Department, Houston Fire Department and Harris County Sheriff's Office will participate as Texas Flag Holders**Homefield Advantage Captains:** From Santa Fe High School ISD Police Department - Chief Walter Braun and Assistant Chief Gary Forward**Coin Toss Captain:** BHP President of Petroleum Steve Pastor**Color Guard:** BHP representatives will join first responders and hold a field-size United States Flag during the National Anthem**National Anthem:** Clay Walker**Halftime:** Josh Abbott Band**Special Presentations:** Star of Courage Award Winner with the 100 Club Check Presentation presented by Trane; First Responder Team and Fan Rescued at the August 18th game recognition**TABLE OF CONTENTS**

Game Information & Gameday Entertainment .....	2
Media Schedule / Texans & NFL Schedule .....	3
What To Look For This Week .....	4
2018 Texans Regular Season Statistics .....	5-6
2018 Team Notes .....	7-8
DeAndre Hopkins Notes .....	9-12
Deshaun Watson Notes .....	13-14
J.J. Watt Notes .....	15-18
Jadeveon Clowney Notes .....	19
Tyrann Mathieu Notes .....	20
Will Fuller V Notes .....	21
Kareem Jackson & Johnathan Joseph Notes .....	22
Benardrick McKinney & Whitney Mercilus Notes .....	23
Lamar Miller Notes .....	24
Dylan Cole & Zach Cunningham Notes .....	25
2018 Player Notes .....	26
From The Head Coach (Sept. 17) .....	27-28
The Head Coaches .....	29
Texans-Giants Matchup Information .....	30-31
The Last Time They Met .....	32
Texans-Giants Connections .....	33-34
Player Quick Notes .....	35-38
Media Information .....	39-40
Texans TV & Radio Lineup & Affiliates .....	41-43
2018 NFL Standings & Results .....	44
Upcoming 2018-19 NFL Important Dates .....	45
2018 Texans Transactions .....	46-47
How the Texans Were Built .....	48
Texans Alpha & Numeric Rosters .....	49-50
Texans Roster by Position .....	51
2018 Texans Participation .....	52
2018 Texans Starters .....	53
2018 Texans Inactives & Captains .....	54
Texans Unofficial Depth Chart .....	55
Misc. Stats .....	56-74
Game Summaries .....	75-81
Week 2 Gamebook & Flip Card .....	82-99
Texans Player Bios .....	100-244
Texans Records .....	245-295



# MEDIA SCHEDULE / TEXANS & NFL SCHEDULE

## 2018 SCHEDULE

### PRESEASON (3-1)

Day	Date	Opponent	TV/Result	Time/Score
Thursday	Aug. 9	at Kansas City Chiefs	W	17-10
<b>Saturday</b>	<b>Aug. 18</b>	<b>SAN FRANCISCO 49ERS</b>	<b>W</b>	<b>16-13</b>
Saturday	Aug. 25	at Los Angeles Rams	L	21-20
Thursday	Aug. 30	<b>DALLAS COWBOYS</b>	<b>W</b>	<b>14-6</b>

### REGULAR SEASON (0-2)

Day	Date	Opponent	TV/Result	Time/Score
Sunday	Sept. 9	at New England Patriots	L	27-20
Sunday	Sept. 16	at Tennessee Titans	L	20-17
<b>Sunday</b>	<b>Sept. 23</b>	<b>NEW YORK GIANTS</b>	<b>FOX</b>	<b>Noon</b>
Sunday	Sept. 30	at Indianapolis Colts	CBS	Noon
<b>Sunday</b>	<b>Oct. 7</b>	<b>DALLAS COWBOYS</b>	<b>NBC#</b>	<b>7:20 p.m.</b>
<b>Sunday</b>	<b>Oct. 14</b>	<b>BUFFALO BILLS</b>	<b>CBS</b>	<b>Noon</b>
Sunday	Oct. 21	at Jacksonville Jaguars	CBS	Noon
Thursday	Oct. 25	<b>MIAMI DOLPHINS</b>	<b>FOX/NFLN#</b>	<b>7:20 p.m.</b>
Sunday	Nov. 4	at Denver Broncos	CBS	3:05 p.m.
	BYE			
Sunday	Nov. 18	at Washington Redskins	CBS	Noon
<b>Monday</b>	<b>Nov. 26</b>	<b>TENNESSEE TITANS</b>	<b>ESPN#</b>	<b>7:15 p.m.</b>
<b>Sunday</b>	<b>Dec. 2</b>	<b>CLEVELAND BROWNS</b>	<b>CBS</b>	<b>Noon</b>
<b>Sunday</b>	<b>Dec. 9</b>	<b>INDIANAPOLIS COLTS</b>	<b>CBS</b>	<b>Noon</b>
Saturday	Dec. 15	at New York Jets	NFLN#	TBD
Sunday	Dec. 23	at Philadelphia Eagles	CBS	Noon
<b>Sunday</b>	<b>Dec. 30</b>	<b>JACKSONVILLE JAGUARS</b>	<b>CBS</b>	<b>Noon</b>

*Italic indicates games subject to flex scheduling. See notes below.*

All kickoff times are Central; # - Televised Nationally; Home Games in BOLD

All games are broadcast live on Texans Radio on SportsRadio610, 100.3 The Bull and in Spanish on Mega 101 FM.

### FLEXIBLE SCHEDULING

- Flexible scheduling may be applied in Weeks 5-9. During that period, flexible scheduling can be used in no more than two weeks by shifting a Sunday afternoon game into primetime and moving the Sunday night game to an afternoon start time.

- Also, a select number of games are being "cross-flexed," moving between CBS and FOX to bring potentially under-distributed games to wider audiences.

- "Flexible scheduling" will be used in Weeks 9-17 as it has been in recent years. In Weeks 9-16, the schedule lists the games tentatively set for Sunday Night Football on NBC. Only Sunday afternoon games are eligible to be moved to Sunday night, in which case the tentatively scheduled Sunday night game would be moved to an afternoon start time. Flexible scheduling will not be applied to games airing on Thursday, Saturday or Monday nights. A flexible scheduling move would be announced at least 12 days before the game. For Week 17, the Sunday night game will be announced no later than six days prior to December 30.

- The schedule does not list a Sunday night game in Week 17, but an afternoon game with playoff implications will be moved to that time slot. Flexible scheduling ensures quality matchups in all Sunday time slots in those weeks and gives "surprise" teams a chance to play their way into primetime.

## HOUSTON TEXANS ON NFL OMG

The Texans launched a new media website at [www.NFLOMG.com](http://www.NFLOMG.com). Please follow the link and click on the Texans logo to access the team's page. For customized access to the site, utilize your email address as your username and "TexansMedia" as your password. For generic access, utilize the username "HoustonTexans" and password "TexansMedia".

The Texans' NFL OMG site will contain the complete 2018 Media Guide, all weekly game releases, Texans player bios and rosters, Texans staff information and bios, weekly flip cards, a game tracker, all Texans team and individual records and statistics, Texans historical information, daily press releases and transcripts and much more. The game releases and media guide are updated weekly during the season and available in a PDF format for printing purposes. On gamedays, the site will host live statistics, updated player notes, postgame quotes and more.

## MEDIA SCHEDULE - SEPTEMBER 19-23

### WEDNESDAY, SEPTEMBER 19

10:30 a.m.	Conference Call with Giants Head Coach <b>Pat Shurmur</b>
11 a.m.	Head Coach <b>Bill O'Brien</b> available in media workroom
11:20 a.m. – 12:05 p.m.	Open Locker Room
12:55 p.m.	Practice
TBD	Shooting portion of practice

### THURSDAY, SEPTEMBER 20

11:05 – 11:50 a.m.	Open Locker Room
12 p.m.	Quarterbacks Coach <b>Sean Ryan</b> available in media workroom
12:35 p.m.	Practice
TBD	Shooting portion of practice
2 p.m.	Asst. Head Coach / Defensive Coordinator <b>Romeo Crennel</b> available in workroom

### FRIDAY, SEPTEMBER 21

10:30 a.m.	Head Coach <b>Bill O'Brien</b> available in media workroom
10:45 – 11:30 a.m.	Open Locker Room
12:05 p.m.	Practice
TBD	Shooting portion of practice

### SATURDAY, SEPTEMBER 22

Walkthrough	No Availability
-------------	-----------------

### SUNDAY, SEPTEMBER 23

12 p.m.	Kickoff vs. New York Giants (NRG Stadium)
---------	-------------------------------------------

All times CT

## WEEK 3 NFL SCHEDULE

### THURSDAY, SEPTEMBER 20

7:20 p.m.	New York Jets at Cleveland Browns
-----------	-----------------------------------

### SUNDAY, SEPTEMBER 23

12 p.m.	New Orleans Saints at Atlanta Falcons
12 p.m.	San Francisco 49ers at Kansas City Chiefs
12 p.m.	Oakland Raiders at Miami Dolphins
12 p.m.	Buffalo Bills at Minnesota Vikings
12 p.m.	Indianapolis Colts at Philadelphia Eagles
12 p.m.	Green Bay Packers at Washington Redskins
12 p.m.	Cincinnati Bengals at Carolina Panthers
12 p.m.	Tennessee Titans at Jacksonville Jaguars
12 p.m.	Denver Broncos at Baltimore Ravens
<b>12 p.m.</b>	<b>New York Giants at Houston Texans</b>
3:05 p.m.	Los Angeles Chargers at Los Angeles Rams
3:25 p.m.	Chicago Bears at Arizona Cardinals
3:25 p.m.	Dallas Cowboys at Seattle Seahawks
7:20 p.m.	New England Patriots at Detroit Lions

### MONDAY, SEPTEMBER 24

7:15 p.m.	Pittsburgh Steelers at Tampa Bay Buccaneers
-----------	---------------------------------------------

All times CT



# WHAT TO LOOK FOR THIS WEEK

## TEAM

### A WIN AGAINST THE N.Y. GIANTS WOULD...

- Improve Houston's record against the Giants to 2-3 all-time and 2-1 at home
- Improve Head Coach **Bill O'Brien**'s record against the Giants to 1-1 all-time and 1-0 at home
- Give Houston their first win against the Giants since Week 12 of the 2002 season
- Give the Texans their 114th victory as a franchise (regular season and postseason combined) and 111th regular season victory
- Improve Head Coach **Bill O'Brien**'s record against the NFC East to 2-3 all-time and 2-1 at home
- Improve Head Coach **Bill O'Brien**'s overall career regular season record to 32-35
- Improve Houston's record against the NFC East to 5-12 all-time and 4-5 at home
- Improve Houston's all-time home record to 67-62 in the regular season

The following two players will be looking to make their Texans debut: WR **Keke Coutee** and CB **Kayvon Webster**.

## INDIVIDUAL

### RB ALFRED BLUE

- Needs one rushing touchdown to tie **David Carr** (eight) and **Lamar Miller** (eight) for the seventh-most career rushing touchdowns in franchise history
- Needs 13 rushing yards to pass **Ben Tate** (1,992) for the fourth-most career rushing yards in Texans history
- Needs 20 rushing yards to reach 2,000 career rushing yards (2014-18)

### DE/OLB JADEVEON CLOWNEY

- Needs two tackles for loss to pass **Whitney Mercilus** (49) for the second-most career tackles for loss in franchise history
- Needs one forced fumble to tie for the ninth-most career forced fumbles in Texans history (five)

### ILB DYLAN COLE

- Needs seven total tackles to pass **Justin Tuggle** (39) for the most tackles by a college free agent linebacker in his first two seasons in franchise history

### ILB ZACH CUNNINGHAM

- Needs three total tackles to reach 100 career total tackles (2017-18)
- Needs seven total tackles to pass **Dunta Robinson** (103) for the fourth-most total tackles through a player's first 19 games in franchise history

### OLB DUKE EJIOFOR

- Needs 1.0 sack to become the first player in franchise history to record 1.0 sack in each of his first two career games

### WR WILL FULLER V

- Needs 100 yards receiving to pass **Owen Daniels** (four) for the third-most 100-yard receiving games in franchise history
- Needs 100 yards receiving to record back-to-back 100-yard games for the first time since Weeks 1 and 2 of his rookie season

### WR DeANDRE HOPKINS

- Needs one touchdown reception to extend his streak to nine consecutive home games with a touchdown reception, which would tie **Jerry Rice**, **Raymond Berry** and **Tommy McDonald** for the second-longest streak in NFL history
- Needs 60 yards from scrimmage to extend his streak to 12 consecutive games with 60-or-more scrimmage yards. His current 11-game streak is the longest active streak in the NFL

## INDIVIDUAL (cont.)

### WR DeANDRE HOPKINS (cont.)

- Needs one reception to extend his streak to 82 consecutive games with a reception to start his career, which is the longest streak in franchise history to start a career, the longest active streak in the NFL to start a career and would pass former Browns WR **Kevin Johnson** for the 10th-longest streak of games with a reception to start a career in the Super Bowl era
- Needs one reception to extend the third-longest streak in team history with at least one reception to 82 games, trailing **Andre Johnson** (133 games from 2005-14) and **Owen Daniels** (88 straight games from 2006-13)

### S KAREEM JACKSON

- Needs one interception to pass **Johnathan Joseph** (14) for the most career interceptions in team history

### CB JOHNATHAN JOSEPH

- Needs one interception to pass **Kareem Jackson** (14) for the most career interceptions in Texans history
- Needs one forced fumble to tie for the sixth-most career forced fumbles in franchise history (six)
- Needs one pass defended to tie **Walt Harris** (170) and **Terrell Buckley** (170) for the 11th-most career passes defended in NFL history and two pass defended to pass them
- Needs four total tackles to pass **Morlon Greenwood** (385) for the seventh-most career total tackles in Texans history

### ILB BENARDRICK MCKINNEY

- Needs one tackle for loss to pass **Brooks Reed** (25) for the ninth-most career tackles for loss in team history
- Needs six total tackles to reach 300 career total tackles (2015-18)
- Needs 1.0 sack to reach 10.0 career sacks (2015-18)

### OLB WHITNEY MERCILUS

- Needs one forced fumble to pass **Antonio Smith** (seven) for the fourth-most career forced fumbles in franchise history
- Needs 1.5 sacks to reach 40.0 career sacks (2012-18)

### RB LAMAR MILLER

- Needs one rushing touchdown to pass **David Carr** (eight) for the seventh-most career rushing touchdowns in Texans history and two rushing touchdowns to tie for the fifth-most (10)
- Needs one touchdown to pass **Jonathan Wells** (12) & tie **Joel Dreesen** (13) for the 10th-most overall career touchdowns in team history

### ILB BRIAN PETERS

- Needs three total special teams tackles to tie **Charlie Anderson** and **Jason Simmons** (50) for the third-most special teams total tackles in franchise history

### NT D.J. READER

- Needs two tackles for loss to set a new single-season career high in tackles for loss with four (had three in 2017)

### QB DESHAUN WATSON

- Needs two passing touchdowns to tie **Sage Rosenfels** (24) for the third-most career passing touchdowns in franchise history
- Needs 12 completions to pass **T.J. Yates** (176) for the ninth-most career completions in Texans history
- Needs 40 yards rushing to extend his streak to four consecutive games with more than 40 yards rushing, which is currently the second-longest active streak in the NFL (Panthers QB **Cam Newton**)
- Needs four touchdown passes to tie **Kurt Warner** (26) for the most touchdown passes in a player's first 10 career games in NFL history

### DE J.J. WATT

- Needs one pass defended to pass **Glover Quin** (47) for the fifth-most career passes defended in team history



# 2018 TEXANS REGULAR SEASON OFFENSIVE STATISTICS

## HOUSTON TEXANS / REGULAR SEASON WEEK 2 / THROUGH SUNDAY, SEPTEMBER 16, 2018

WON 0, LOST 2				BILL O'BRIEN (2 GAMES)	
09/09	L	20-27	at New England	65,878	
09/16	L	17-20	at Tennessee	62,372	

### 2018 TEAM STATISTICS

	HOU	OPP.
<b>TOTAL FIRST DOWNS</b>	<b>42</b>	<b>38</b>
Rushing	16	12
Passing	21	23
Penalty	5	3
3rd Down: Made/Att	7/22	9/29
3rd Down Pct.	31.8%	31.0%
4th Down: Made/Att	0/1	3/3
4th Down Pct.	0.0%	100.0%
<b>POSSESSION AVG.</b>	<b>29:14</b>	<b>30:46</b>
<b>TOTAL NET YARDS</b>	<b>762</b>	<b>672</b>
Avg. Per Game	381.0	336.0
Total Plays	133	129
Avg. Per Play	5.7	5.2
<b>NET YARDS RUSHING</b>	<b>315</b>	<b>222</b>
Avg. Per Game	157.5	111.0
Total Rushes	60	65
<b>NET YARDS PASSING</b>	<b>447</b>	<b>450</b>
Avg. Per Game	223.5	225.0
Sacked/Yards Lost	7/39	3/18
Gross Yards	486	468
Att./Completions	66/39	61/41
Completion Pct.	59.1%	67.2%
Had Intercepted	2	1
<b>PUNTS/AVERAGE</b>	<b>10/39.4</b>	<b>11/49.3</b>
<b>NET PUNTING AVG.</b>	<b>37.2</b>	<b>45.2</b>
<b>PENALTIES/YARDS</b>	<b>17/132</b>	<b>14/106</b>
<b>FUMBLES/BALL LOST</b>	<b>3/1</b>	<b>4/2</b>
<b>TOUCHDOWNS</b>	<b>4</b>	<b>5</b>
Rushing	1	0
Passing	3	5
Returns	0	0

SCORE BY PERIODS	Q1	Q2	Q3	Q4	OT	PTS
Texans	3	10	10	14	0	37
OPPONENTS	21	14	3	9	0	47

SCORING	TD	RU	PA	RT	K-PAT	FG	2PT	S	PTS
K. Fairbairn	0	0	0	0	4/4	3/4	0	0	13
A. Blue	1	1	0	0	0/0	0/0	0	0	6
B. Ellington	1	0	1	0	0/0	0/0	0	0	6
W. Fuller V	1	0	1	0	0/0	0/0	0	0	6
D. Hopkins	1	0	1	0	0/0	0/0	0	0	6
<b>TEXANS</b>	<b>4</b>	<b>1</b>	<b>3</b>	<b>0</b>	<b>4/4</b>	<b>3/4</b>	<b>0</b>	<b>0</b>	<b>37</b>
<b>OPPONENTS</b>	<b>5</b>	<b>0</b>	<b>5</b>	<b>0</b>	<b>5/5</b>	<b>4/4</b>	<b>0</b>	<b>0</b>	<b>47</b>

SACKS: D. Reader 2.0, D. Ejirofor 1.0, TM 3.0, OPP 7.0 FUM/LOST: D. Watson 3/1

PASSING	ATT	CMP	YDS	CMP%	YDS/ATT	TD	TD%	INT	INT%	LONG	SACK/	LOST	RATING
D. Watson	66	39	486	59.1	7.4	3	4.5	2	3.0	39t	7/	39	84.5
<b>TEXANS</b>	<b>66</b>	<b>39</b>	<b>486</b>	<b>59.1</b>	<b>7.4</b>	<b>3</b>	<b>4.5</b>	<b>2</b>	<b>3.0</b>	<b>39T</b>	<b>7/</b>	<b>39</b>	<b>84.5</b>
<b>OPPONENTS</b>	<b>61</b>	<b>41</b>	<b>468</b>	<b>67.2</b>	<b>7.7</b>	<b>5</b>	<b>8.2</b>	<b>1</b>	<b>1.6</b>	<b>66T</b>	<b>3/</b>	<b>18</b>	<b>110.6</b>

RUSHING	NO.	YDS	AVG	LONG	TD
L. Miller	34	166	4.9	31	0
D. Watson	13	84	6.5	15	0
A. Blue	12	72	6.0	17	1
D. Hopkins	1	-7	-7.0	-7	0
<b>TEXANS</b>	<b>60</b>	<b>315</b>	<b>5.3</b>	<b>31</b>	<b>1</b>
<b>OPPONENTS</b>	<b>65</b>	<b>222</b>	<b>3.4</b>	<b>13</b>	<b>0</b>

RECEIVING	TAR	NO.	YDS	AVG	LONG	TD
D. Hopkins	22	14	188	13.4	31	1
W. Fuller V	9	8	113	14.1	39t	1
B. Ellington	11	7	82	11.7	23	1
J. Akins	4	4	32	8.0	13	0
J. Thomas	5	1	27	27.0	27	0
R. Griffin	6	1	19	19.0	19	0
L. Miller	4	3	13	4.3	11	0
T. Ervin	1	1	12	12.0	12	0
<b>TEXANS</b>	<b>62</b>	<b>39</b>	<b>486</b>	<b>12.5</b>	<b>39T</b>	<b>3</b>
<b>OPPONENTS</b>	<b>59</b>	<b>41</b>	<b>468</b>	<b>11.4</b>	<b>66T</b>	<b>5</b>

INTERCEPTIONS	NO.	YDS	AVG	LONG	TD
T. Mathieu	1	0	0.0	0	0
<b>TEXANS</b>	<b>1</b>	<b>0</b>	<b>0.0</b>	<b>0</b>	<b>0</b>
<b>OPPONENTS</b>	<b>2</b>	<b>0</b>	<b>0.0</b>	<b>0T</b>	<b>0</b>

PUNTING	NO.	YDS	AVG	NET	TB	IN	LG	B
T. Daniel	10	394	39.4	37.2	1	5	53	0
<b>TEXANS</b>	<b>10</b>	<b>394</b>	<b>39.4</b>	<b>37.2</b>	<b>1</b>	<b>5</b>	<b>53</b>	<b>0</b>
<b>OPPONENTS</b>	<b>11</b>	<b>542</b>	<b>49.3</b>	<b>45.2</b>	<b>0</b>	<b>3</b>	<b>62</b>	<b>0</b>

PUNT RETURNS	RET	FC	YDS	AVG	LONG	TD
T. Ervin	6	1	45	7.5	11	0
<b>TEXANS</b>	<b>6</b>	<b>1</b>	<b>45</b>	<b>7.5</b>	<b>11</b>	<b>0</b>
<b>OPPONENTS</b>	<b>2</b>	<b>4</b>	<b>2</b>	<b>1.0</b>	<b>2</b>	<b>0</b>

KICKOFF RETURNS	NO.	YDS	AVG	LONG	TD
T. Ervin	5	156	31.2	36	0
<b>TEXANS</b>	<b>5</b>	<b>156</b>	<b>31.2</b>	<b>36</b>	<b>0</b>
<b>OPPONENTS</b>	<b>1</b>	<b>19</b>	<b>19.0</b>	<b>19</b>	<b>0</b>

FIELD GOALS	1-19	20-29	30-39	40-49	50+
K. Fairbairn	0/0	0/0	2/2	1/1	0/1
<b>TEXANS</b>	<b>0/0</b>	<b>0/0</b>	<b>2/2</b>	<b>1/1</b>	<b>0/1</b>
<b>OPPONENTS</b>	<b>0/0</b>	<b>0/0</b>	<b>3/3</b>	<b>1/1</b>	<b>0/0</b>

K. Fairbairn (42G, 36G) (54SH, 34G)  
OPP: (39G, 35G) (42G, 31G)  
2-Pt Conv: TM 0-0 OPP 0-0



# 2018 TEXANS REGULAR SEASON DEFENSIVE STATISTICS

2018 REGULAR SEASON HOUSTON TEXANS DEFENSIVE STATS  
(THROUGH WEEK 2)

PLAYER	SOLO	ASST.	TOTAL	TFL	SACKS/YDS.	PR	FR	FF	INT./YDS.	PD
Cunningham, Zach	9	6	15	0	0.0/0	0	0	0	0/0	1
Jackson, Kareem	11	3	14	0	0.0/0	0	0	2	0/0	2
McKinney, Benardrick	6	6	12	0	0.0/0	0	0	0	0/0	0
Joseph, Johnathan	7	2	9	0	0.0/0	0	0	0	0/0	1
Cole, Dylan	8	0	8	0	0.0/0	0	0	0	0/0	1
Dunn, Brandon	5	3	8	1	0.0/0	0	0	0	0/0	0
Reader, D.J.	6	2	8	2	2.0/10	3	0	0	0/0	0
Watt, J.J.	6	2	8	2	0.0/0	2	0	1	0/0	0
Colvin, Aaron	4	3	7	0	0.0/0	0	0	0	0/0	0
Mathieu, Tyrann	5	2	7	0	0.0/0	0	1	0	1/0	1
Reid, Justin	5	1	6	0	0.0/0	1	0	0	0/0	1
Blackson, Angelo	4	1	5	0	0.0/0	0	0	0	0/0	1
Mercilus, Whitney	2	3	5	0	0.0/0	0	0	0	0/0	0
Johnson, Kevin	1	3	4	0	0.0/0	0	0	0	0/0	0
Ejiofor, Duke	2	1	3	1	1.0/8	1	0	0	0/0	0
Scarlett, Brennan	3	0	3	0	0.0/0	0	0	0	0/0	0
Clowney, Jadeveon	1	1	2	0	0.0/0	0	0	0	0/0	0
Covington, Christian	0	1	1	0	0.0/0	0	0	0	0/0	0
<b>TEXANS TOTALS</b>	<b>85</b>	<b>40</b>	<b>125</b>	<b>6</b>	<b>3.0/18</b>	<b>7</b>	<b>1</b>	<b>3</b>	<b>1/0</b>	<b>8</b>
<b>OPP. TOTALS</b>	<b>163</b>	<b>90</b>	<b>253</b>	<b>15</b>	<b>10.0/58</b>	<b>28</b>	<b>2</b>	<b>4</b>	<b>3/0</b>	<b>18</b>

Asst=Assist Total=Combined TFL=Tackle for a Loss PR=Quarterback Hit Int=Interception PD=Pass Defense FF=Forced Fumble FR=Fumble Recovery

2018 REGULAR SEASON TEXANS SPECIAL TEAMS STATS

PLAYER	TKIS.	ASST.	TOTAL
Cunningham, Zach	0	1	1
Kalambayi, Peter	1	0	1
Peters, Brian	0	1	1
<b>TOTALS</b>	<b>1</b>	<b>2</b>	<b>3</b>

DEFENSIVE STATS BY RANK

SACKS		INTERCEPTIONS		TACKLES FOR LOSS		PASSES DEFENSED	
PLAYER	NO.	PLAYER	NO.	PLAYER	NO.	PLAYER	NO.
D. Reader	2.0	T. Mathieu	1	D. Reader	2	K. Jackson	2
D. Ejiofor	1.0			J. Watt	2	A. Blackson	1
				B. Dunn	1	D. Cole	1
				D. Ejiofor	1	J. Joseph	1
						J. Reid	1
						T. Mathieu	1
						Z. Cunningham	1



## 2018 TEAM NOTES



### DUKE'S DEBUT

In Week 2 at Tennessee, Texans rookie OLB **Duke Ejirofor** finished with three total tackles, 1.0 sack, one quarterback hit and one tackle for loss. Ejirofor recorded the first sack of his NFL career when he took down Titans QB **Blaine Gabbert** for a loss of eight yards in the third quarter.

Ejirofor is the fifth rookie in franchise history to record a sack in his first career NFL game, joining **Shantee Orr** (Week 11 of 2003), **Chris McKenzie** (Week 12 of 2005), **Alfred Malone** (Week 16 of 2005) and **LaTroy Lewis** (Week 14 of 2017). Ejirofor accomplished the feat earlier in the season than any other rookie in team history and becomes the third Texans rookie to record a sack in the first two weeks of a season: DE **Jason Babin** (Week 2 of 2004) and NT **Amobi Okoye** (Week 2 of 2007).

Ejirofor is the first Texans rookie to record a sack in a game since ILB **Zach Cunningham** in Week 13 at Tennessee last season. The Texans drafted Ejirofor with the third pick of the sixth round (177th overall) out of Wake Forest. A native Houstonian, Ejirofor attended Alief Taylor HS.

### RUNNING START

The Texans have rushed for 315 yards through their first two games of the 2018 season, which is tied for the most rushing yards gained in Weeks 1-2 in franchise history (2010). Houston ran for 167 yards in Week 1 at New England and 148 in Week 2 at Tennessee.

The Texans are currently ranked first in the NFL in rushing yards (315), first in rushing yards per game (157.5) and third in rushing average (5.25).

The Texans have had three players (QB **Deshaun Watson**, RB **Lamar Miller** and RB **Alfred Blue**) each record more than 30 yards rushing in both Weeks 1 and 2. This marks the first time the Texans have had three players run for 30-or-more yards in back-to-back games since Weeks 10-11 of the 2006 season when QB **David Carr**, RB **Samkon Gado** and RB **Wali Lundy** accomplished the feat.

Miller ranks fourth in the NFL with 166 rushing yards in two games and surpassed 5,000 career rushing yards (2012-18) in Week 2 at Tennessee.

Watson has rushed for 40-plus yards in three straight games, dating back to Week 8 of 2017, which is currently the second-longest streak by a quarterback in the NFL behind only Panthers QB **Cam Newton** (six).

### GETTING OFFENSIVE

In Week 2 at Tennessee, the Texans gained 437 total net yards (148 rushing, 289 passing) on 62 offensive plays (7.0 avg.), which are the most total net yards gained for Houston since Week 8 of 2017 at Seattle (509).

Houston had two receivers, WR **DeAndre Hopkins** (110) and WR **Will Fuller V** (113), record 100-plus receiving yards in the same game for the first time since Week 8 of 2017 at Seattle (Hopkins – 224, Fuller – 125). It marked the third time that both Hopkins and Fuller have gone for at least 100 receiving yards each in the same game. The first time was Week 2 of 2016 vs. Kansas City (Fuller – 104, Hopkins – 113).

Houston also had a player (QB **Deshaun Watson** – 310) throw for 300 yards in a game for the first time since Week 13 of the 2017 season at Tennessee when QB **Tom Savage** threw for 365 yards.

### HOLDING ON TO HALFTIME LEADS

Under Head Coach **Bill O'Brien** (2014-17), the Texans are 21-1 when leading at halftime of a regular season game. Houston's 95.45 win percentage when leading at halftime is the best in the NFL over that span.

#### BEST WINNING PERCENTAGE WHEN LEADING AT HALFTIME, SINCE 2014

Rank/Team	Games	Record	Win %
1. Houston	22	21-1	95.45
2. Denver	34	32-2	94.12
3. New England	47	44-3	93.62
4. Green Bay	34	30-3-1	89.71
5. Seattle	34	30-4	88.24

### TURNOVER DIFFERENTIAL

Since 2015, the Texans have won 13-of-14 games in which they had a positive turnover differential. Houston's winning percentage in those games is fourth-best in the league over that span.

#### WIN % IN GAMES WITH POSTIVE T.O. DIFFERENTIAL, SINCE 2015

Rank	Team	G	Tm Win %
1	Denver Broncos	15	100.00
2	Carolina Panthers	24	95.83
3	Arizona Cardinals	17	94.12
4	Houston Texans	14	92.86
5	Los Angeles Chargers	10	90.00

### LIMITED CONNECTIVITY

Since 2014, Houston ranks fourth in the NFL in opponent completion percentage at 60.7.

#### LOWEST OPPONENT COMPLETION PERCENTAGE, SINCE 2014

Rk	Team	Opp. Att.	Opp. Comp.	Opp. Comp. %
1	Kansas City Chiefs	2431	1415	58.2
2	Denver Broncos	2322	1391	59.9
3	Philadelphia Eagles	2454	1483	60.4
4	Houston Texans	2256	1370	60.7
5	New York Jets	2317	1410	60.9

### GET OFF THE FIELD

Since 2014, the Texans lead the NFL in third-down defense with a 33.9 opponent third-down percentage. In Week 1 at New England, the Texans held the Patriots to 4-of-14 (29 percent) on third down. In Week 2 at Tennessee, the Titans were just 5-of-15 (33 percent) on third down.

In 2017, Houston ranked fifth at 35.3 percent, which was also the fifth-lowest mark in team history. In 2016, Houston finished 11th in the NFL (38.5%) in third-down percentage allowed. In 2015, Houston led the NFL in third-down defense with a 28.5 percentage, which was the lowest single-season mark in franchise history and the lowest by any NFL team since the 2003 Titans (27.7%). In 2014, Houston ranked third in the NFL allowing 33.9 percent of third down attempts.

#### LOWEST OPP. 3RD DOWN PERCENTAGE, SINCE 2014

Rk	Team	Opp. Conv.	Opp. Att.	Opp. Pct.
1	Houston Texans	297	875	33.9
2	Denver Broncos	318	916	34.7
3	Minnesota Vikings	301	857	35.1
4	Los Angeles Rams	336	908	37.0
5	Seattle Seahawks	318	855	37.2



# 2018 TEAM NOTES

## TEXANS ROSTER QUICK FACTS

**Oldest:** QB Brandon Weeden (born 10/14/83) – age 34  
**Youngest:** S Justin Reid (born 2/15/97) - age 21

**Tallest:** T Julién Davenport (6-7)  
**Shortest:** WR Bruce Ellington and S Tyrann Mathieu (5-9)

**Heaviest:** NT D.J. Reader (347 lbs)  
**Lightest:** RB Tyler Ervin (182 lbs)

**Most NFL Seasons:** CB Johnathan Joseph (13)

**State that produced the most Texans:** South Carolina, 5 – WR DeAndre Hopkins (Central), WR Bruce Ellington (Moncks Corner), WR Vyncint Smith (Columbia), CB Johnathan Joseph (Rock Hill), DE/OLB Jadeveon Clowney (Rock Hill)

**College that produced the most Texans:** Clemson and Stanford – 4. Clemson (QB Deshaun Watson, WR DeAndre Hopkins, NT D.J. Reader and DE Carlos Watkins) and Stanford (CB Johnson Bademosi, OLB Brennan Scarlett, S Justin Reid and OLB Peter Kalambayi)

**Former 1st round picks:** 9 – CB Johnathan Joseph (Bengals 2006), S Kareem Jackson (Texans 2010), DE J.J. Watt (Texans 2011), OLB Whitney Mercilus (Texans 2012), QB Brandon Weeden (Browns 2012), WR DeAndre Hopkins (Texans 2013), DE/OLB Jadeveon Clowney (Texans 2014), WR Will Fuller V (Texans 2016), QB Deshaun Watson (Texans 2017)

**Pro Bowlers:** 6 – CB Johnathan Joseph (2011-12 with Texans), DE J.J. Watt (2012-15 with Texans), WR DeAndre Hopkins (2015, 2017 with Texans), S Tyrann Mathieu (2015 with Cardinals), LS Jon Weeks (2015 with Texans), DE/OLB Jadeveon Clowney (2016-17 with Texans)

**Texans with NCAA Championships:** QB Deshaun Watson (Clemson 2016), DE Carlos Watkins (Clemson 2016), S Kareem Jackson (Alabama 2009)

**Texans with relatives that also play professional sports:** T Julién Davenport (cousin of NBA's Michael Kidd-Gilchrist), C Nick Martin (brother Zack is a three-time All-Pro selection, two-time Pro Bowl guard for the Dallas Cowboys), S Justin Reid (brother Eric was a Pro Bowl safety for the San Francisco 49ers), DE J.J. Watt (brother Derek is a fullback for the Los Angeles Chargers and brother T.J. is an outside linebacker for the Pittsburgh Steelers)

**Texans who played other sports in college:** CB Johnson Bademosi (track at Stanford), WR Bruce Ellington (basketball at South Carolina), WR DeAndre Hopkins (basketball at Clemson), NT D.J. Reader (baseball at Clemson), QB Brandon Weeden (golf at Oklahoma State)



## EQUAL OPPORTUNITY EMPLOYER

P Trevor Daniel (Tennessee) and WR Vyncint Smith (Limestone) made the Texans' 53-man roster coming out of training camp this season after Houston signed them as college free agents following the 2018 NFL Draft.

This marks the sixth straight year, dating back to 2013, that Houston has had at least one undrafted rookie from the same year's draft earn a spot on the Week 1 active roster. Below is a list of those 14 players over the past six seasons. Seven of the 14 players are still on the current Texans' 53-man roster.

### UNDRAFTED ROOKIES ON TEXANS WEEK 1 ROSTER, SINCE 2013

**2018 (2)-** P Trevor Daniel\*, WR Vyncint Smith\*  
**2017 (1)-** ILB Dylan Cole\*  
**2016 (3)-** TE Stephen Anderson, DE Joel Heath\*, OLB Brennan Scarlett\*  
**2015 (3)-** T Kendall Lamm\*, C/G Greg Mancz\*, OLB Carlos Thompson  
**2014 (1)-** OLB Jason Ankrum  
**2013 (4)-** CB A.J. Bouye, OLB Willie Jefferson, ILB Justin Tuggle, RB Cierre Wood

\*indicates still on Texans' 53-man roster

## FIRST-ROUND FACTORS

The Texans are the only team in the NFL with every first round pick since 2010 still on its roster. Houston's first-round draft picks over that span have made immediate impacts, with all but two (DE/OLB Jadeveon Clowney & QB Deshaun Watson) playing in 14-or-more games as a rookie.

### TEXANS FIRST-ROUND DRAFT PICKS, Rookie Year GP/GS

Year	Pk	Player	GP	GS
2010	20	Kareem Jackson, CB/S	16	16
2011	11	J.J. Watt, DE	16	16
2012	26	Whitney Mercilus, OLB	16	4
2013	27	DeAndre Hopkins, WR	16	16
2014	1	Jadeveon Clowney, DE/OLB	4	4
2015	16	Kevin Johnson, CB	16	10
2016	21	Will Fuller V, WR	14	13
2017	12	Deshaun Watson, QB	7	6

## KEEPING THE CORE

The Texans have continued to make changes and improvements to their roster every offseason since Head Coach Bill O'Brien arrived in 2014.

In fact, only nine players are on the 53-man roster that were a part of the team in 2014: RB Alfred Blue, DE/OLB Jadeveon Clowney, TE Ryan Griffin, WR DeAndre Hopkins, S Kareem Jackson, CB Johnathan Joseph, OLB Whitney Mercilus, DE J.J. Watt and LS Jon Weeks.

Houston has 23 players on the active roster that are new to the team in 2018, including 16 players acquired via free agency or the waiver wire and seven rookies from the 2018 NFL Draft.

# DEANDRE HOPKINS NOTES

## 60 FOR 10

WR **DeAndre Hopkins** extended his streak to 11 consecutive games with 60-or-more scrimmage yards, dating back to Week 8 of 2017. He currently owns the longest active streak gaining 60-or-more scrimmage yards in the NFL and it marks the longest streak of his NFL career.

In Week 2 at Tennessee, Hopkins finished with 110 receiving yards and one touchdown on six receptions (18.3 avg.) and now has 1,120 career receiving yards against the Titans in 11 games, which is the most he's amassed against any opponent in his career. He also has 72 career catches and seven touchdowns against Tennessee.

### LONGEST ACTIVE STREAKS OF 60-OR-MORE SCRIMMAGE YARDS

Player	Team	Streak	Started	Total Yds
<b>DeAndre Hopkins</b>	<b>HOU</b>	<b>11</b>	<b>Week 8, 2017</b>	<b>1,177</b>
Ezekiel Elliott	DAL	10	Week 3, 2017	1,263
Melvin Gordon	LAC	9	Week 11, 2017	1,010
Todd Gurley	LAR	7	Week 12, 2017	1,097
Michael Thomas	NOR	7	Week 13, 2017	709

## HOP INTO HISTORY

WR **DeAndre Hopkins** has compiled 427 receptions for 6,053 yards (14.2 avg.) and 37 receiving touchdowns since the Texans drafted him 27th overall in the 2013 NFL Draft. Hopkins eclipsed 6,000 career receiving yards in Week 2 at Tennessee, becoming the third-youngest player in NFL history to do so. Only **Randy Moss** and Cardinals WR **Larry Fitzgerald** surpassed 6,000 receiving yards at a younger age.

### YOUNGEST PLAYERS TO REACH 6,000 CAREER REC. YARDS

Randy Moss (Minnesota, 1998-2002) - 25 years, 8 months, 28 days old  
 Larry Fitzgerald (Arizona, 2004-09) - 26 years, 0 months, 14 days old  
**DeAndre Hopkins (Houston, 2013-18) - 26 years, 3 months, 10 days old**  
 Julio Jones (Atlanta, 2011-15) - 26 years, 10 months, 19 days old

Hopkins surpassed 400 receptions in Week 14 vs. San Francisco in 2017, becoming the second-youngest player in NFL history to accomplish that feat. Only Cardinals WR **Larry Fitzgerald** surpassed 400 receptions at a younger age.

### YOUNGEST NFL PLAYERS TO REACH 400 CAREER CATCHES

Larry Fitzgerald (Arizona, 2004-08) - 25 years, 2 months, 24 days old  
**DeAndre Hopkins (Houston, 2013-17) - 25 years, 6 months, 5 days old**  
 Randy Moss (Minnesota, 1998-2002) - 25 years, 10 months, 3 days old

Hopkins topped 6,000 receiving yards in the fewest games in Texans history (81 games). **Andre Johnson** was the second-fastest, surpassing that total in his 83rd game. Hopkins also reached 400 receptions in the second-fewest games (77 games) in franchise history as it took Johnson just 75 games to reach that total.

## NOT YOUR AVERAGE JOE

WR **DeAndre Hopkins** holds the best career yards per catch average in franchise history at 14.2. In 2017, he averaged 14.4 yards per reception, which marked his highest average since 2014.

### HIGHEST CAREER RECEIVING AVERAGE, TEXANS HISTORY (MIN. 200 REC.)

Rk	Player	Years	Rec.	Yds.	Avg.
1	<b>DeAndre Hopkins</b>	<b>2013-18</b>	<b>427</b>	<b>6,053</b>	<b>14.2</b>
2	Andre Johnson	2003-14	1012	13,597	13.4
3	Kevin Walter	2006-12	326	4,083	12.5
4	Owen Daniels	2006-13	385	4,617	12.0
5	Arian Foster	2009-15	249	2,268	9.1

## DESHAUN TO DEANDRE

In nine games played with QB **Deshaun Watson**, Texans WR **DeAndre Hopkins** has compiled 59 receptions for 794 receiving yards (13.5 avg.) and eight touchdowns on 98 targets. He has only recorded less than 50 receiving yards in a game once with Watson at quarterback. Below is a look at Hopkins' game-by-game stats with Watson:

### DEANDRE HOPKINS IN NINE GAMES WITH DESHAUN WATSON

Date	Wk	Opp	Tgts	Rec.	Yds	Avg	Lg	TD
09/10/17	1	Jax	16	7	55	7.9	12	1
09/14/17	2	@Cin	13	7	73	10.4	25	0
09/24/17	3	@NE	8	7	76	10.9	21	0
10/01/17	4	Ten	12	10	107	10.7	21	1
10/08/17	5	KC	12	4	52	13.0	34t	3
10/15/17	6	Cle	4	2	19	9.5	16	1
10/29/17	8	@Sea	11	8	224	28.0	72t	1
09/09/18	1	@NE	11	8	78	9.8	17	0
09/16/18	2	@Ten	11	6	110	18.3	31	1
<b>Totals</b>			<b>98</b>	<b>59</b>	<b>794</b>	<b>13.5</b>	<b>72t</b>	<b>8</b>

## GOT A CATCH IN ALL

WR **DeAndre Hopkins** has recorded at least one reception in every game he has played in his NFL career (81 straight). Hopkins' streak of games with a reception to start his career is the longest active streak in the NFL and tied for the 10th-longest in the Super Bowl era (**Kevin Johnson**, 1999-2004).

### STREAK OF GAMES WITH A RECEPTION TO START A CAREER, SUPER BOWL ERA

Rk	Player	Teams	Game Streak	Start	End
1	Marvin Harrison	IND	190	9/1/96	12/28/08
2	Keyshawn Johnson	NYJ, TB, DAL, CAR	167	9/1/96	12/31/06
3	Marshall Faulk	IND, STL	158	9/4/94	12/19/04
4	Jeremy Shockey	NYG, NO, CAR	136	9/5/02	1/1/12
5	Calvin Johnson	DET	135	9/9/07	1/3/16
6	Michael Crabtree	SF, OAK	120	10/25/09	11/26/17
7	Randy Moss	MIN	101	9/6/98	10/17/04
8	Kellen Winslow	CLE, TB, NE, NYJ	95	9/12/04	9/12/13
9	Santonio Holmes	PIT, NYJ	87	9/7/06	12/24/11
10t	Kevin Johnson	CLE, JAX, BAL	81	9/12/99	9/19/04
<b>10t</b>	<b>DeAndre Hopkins</b>	<b>HOU</b>	<b>81</b>	<b>9/9/13</b>	<b>Active</b>
12	Rob Gronkowski	NE	80	9/12/10	1/3/16

Hopkins' streak is the longest in franchise to start a career, passing **Andre Johnson**'s streak of 35 straight games with a reception to start his career (2003-07). Hopkins, Johnson and WR **Will Fuller V** are the only players in Texans history with a reception in 20 straight games to start their career. Hopkins and Fuller are both on active streaks.

### LONGEST RECEPTION STREAKS TO START CAREER, TEXANS HISTORY

Player	Seasons	Gms
<b>DeAndre Hopkins</b>	<b>2013-active</b>	<b>81</b>
Andre Johnson	2003-07	35
<b>Will Fuller V</b>	<b>2016-active</b>	<b>25</b>

Hopkins' streak is also the third-longest overall reception streak in Texans history, trailing Johnson's 133-game streak from 2005-14 and **Owen Daniels**' 88-game streak from 2006-13.

### LONGEST RECEPTION STREAKS, TEXANS HISTORY

Player	Seasons	Gms
Andre Johnson	2005-14	133
Owen Daniels	2006-13	88
<b>DeAndre Hopkins</b>	<b>2013-active</b>	<b>81</b>
Arian Foster	2010-12	37



# DEANDRE HOPKINS NOTES

## HIGH FIVE

In his first five seasons in the league (2013-17), WR **DeAndre Hopkins** posted the most receptions (413), receiving yards (5,865), receiving touchdowns (36) and 100-yard receiving games (18) through the first five seasons of a player's career in Texans history. The only other players to produce those statistics through their first five seasons in NFL History are **Randy Moss** (1998-02), **Larry Fitzgerald** (2004-08) and **A.J. Green** (2011-15).

### 413 REC., 5,865 YDS AND 36 TDS IN FIRST FIVE SEASONS, NFL HISTORY

Player (Tm)	Years	Rec.	Yds.	TDs
<b>DeAndre Hopkins (HOU)</b>	<b>2013-17</b>	<b>413</b>	<b>5,865</b>	<b>36</b>
A.J. Green (CIN)	2011-15	415	6171	45
Larry Fitzgerald (ARI)	2004-08	426	5975	46
Randy Moss (MIN)	1998-2002	414	6743	60

### MOST RECEPTIONS IN FIRST FIVE SEASONS, TEXANS HISTORY

Player	Seasons	Rec.
<b>DeAndre Hopkins</b>	<b>2013-17</b>	<b>413</b>
Andre Johnson	2003-07	371
Owen Daniels	2006-10	245

### MOST RECEIVING YARDS IN FIRST FIVE SEASONS, TEXANS HISTORY

Player	Seasons	Yds
<b>DeAndre Hopkins</b>	<b>2013-17</b>	<b>5,865</b>
Andre Johnson	2003-07	4,804
Owen Daniels	2006-10	2,972

### MOST RECEIVING TDS IN FIRST FIVE SEASONS, TEXANS HISTORY

Player	Seasons	TDs
<b>DeAndre Hopkins</b>	<b>2013-17</b>	<b>36</b>
Andre Johnson	2003-07	25
Owen Daniels	2006-10	17

### MOST 100-YARD REC. GAMES IN FIRST FIVE SEASONS, TEXANS HISTORY

Player	Seasons	Gms
<b>DeAndre Hopkins</b>	<b>2013-17</b>	<b>18</b>
Andre Johnson	2003-07	17

Hopkins' first five seasons of his career is one of the best five-year stretches for a player in team history. Hopkins has the sixth-most receptions for a player over any five-year period in team history, the fourth-most receiving yards and the second-most touchdown receptions.

### MOST RECEPTIONS OVER FIVE-YEAR PERIOD, TEXANS HISTORY

Player	Seasons	Rec.
Andre Johnson	2006-10	465
Andre Johnson	2008-12	447
Andre Johnson	2005-09	442
Andre Johnson	2009-13	441
Andre Johnson	2004-08	420
<b>DeAndre Hopkins</b>	<b>2013-17</b>	<b>413</b>

### MOST REC. YARDS OVER FIVE-YEAR PERIOD, TEXANS HISTORY

Player	Seasons	Yds
Andre Johnson	2008-12	6,450
Andre Johnson	2006-10	6,358
Andre Johnson	2009-13	6,282
<b>DeAndre Hopkins</b>	<b>2013-17</b>	<b>5,865</b>
Andre Johnson	2005-09	5,830

### MOST TD RECEPTIONS OVER FIVE-YEAR PERIOD, TEXANS HISTORY

Player	Seasons	TDs
Andre Johnson	2006-10	38
<b>DeAndre Hopkins</b>	<b>2013-17</b>	<b>36</b>
Andre Johnson	2007-11	35
Andre Johnson	2005-09	32

## LUCKY NUMBER SEVEN

Texans WR **DeAndre Hopkins** is tied for the NFL lead with 10 games recording seven-or-more receptions in the last two seasons (2017-18). He is also tied for the league lead with 13 games recording 70-or-more receiving yards over that span.

Hopkins had eight receptions for 78 yards (9.8 avg.) in Week 1 at New England and 110 receiving yards on six receptions (18.3 avg.) in Week 2 at Tennessee. He compiled nine games with seven-or-more receptions last season (Weeks 1-4, 8, 10 and 12-14) and 11 games of 70-or-more receiving yards (Weeks 2-4 and 8-15).

Hopkins was also the only player in the NFL with two separate three-game streaks of seven-or-more catches in 2017. He also had the longest streak with 70-or-more receiving yards by any player in the NFL in 2017 (eight straight games from Weeks 8-15) and became the first player in franchise history with 70-or-more receiving yards in eight straight games.

Hopkins had five games with seven-or-more receptions and 100-or-more receiving yards in 2017, which was tied for the second-most in the NFL, trailing only Steelers WR **Antonio Brown** (eight).

Hopkins opened up the 2017 season with four straight games of seven-or-more receptions for the first time in his career. Including Week 17 of 2016, Hopkins recorded seven-or-more receptions in five straight games, which was the first time in his career he has accomplished that feat, and was the only receiver in the NFL in 2017 to have seven-or-more receptions in each of the first four games of the season.

### MOST GAMES WITH SEVEN-OR-MORE RECEPTIONS, 2017-18

Rk	Player	Team	Games
<b>1t</b>	<b>DeAndre Hopkins</b>	<b>HOU</b>	<b>10</b>
1t	Antonio Brown	PIT	10
1t	Michael Thomas	NO	10
1t	Golden Tate	DET	10

### MOST GAMES WITH 70-OR-MORE RECEIVING YARDS, 2017-18

Rk	Player	Team	Games
<b>1t</b>	<b>DeAndre Hopkins</b>	<b>HOU</b>	<b>13</b>
1t	Michael Thomas	NO	13
3	Julio Jones	ATL	12

## CAN'T STOP HOP

Texans WR **DeAndre Hopkins** finished near the top of the NFL in nearly every receiving category in 2017. He logged 96 receptions for 1,378 yards (14.4 avg.) and a franchise-record 13 touchdowns on 174 targets. He was the fourth-fastest player to 1,000 receiving yards in 2017.

In Week 14 vs. San Francisco, Hopkins finished with a season-high 11 receptions for 149 receiving yards (13.5 avg.) and two touchdowns. He tied his single-game career high in receptions (Week 5 of 2015 vs. Indianapolis) and surpassed 100 receiving yards in a game for the fifth time last season, which was the third-most in the NFL last year. Hopkins produced 90-or-more yards in the first half for the second time with 91, which tied for the most games with 90-or-more yards in the first half in the NFL in 2017. Hopkins also had 99 yards in the first half of Week 8 at Seattle.

### WHERE DEANDRE HOPKINS RANKED IN 2017

Category	Hopkins	NFL Rank	NFL Leader
Targets	174	1st	-
Receptions	96	6th	Jarvis Landry - 112
Receiving Yards	1,378	4th	Antonio Brown - 1,533
Receiving Touchdowns	13	1st	-
Receiving First Downs	69	4th	Keenan Allen - 74
Receptions of 25+ yards	17	1st	-
100-yard Receiving Games	5	3rd	Antonio Brown - 8
4th Quarter Receiving Yards	453	2nd	Antonio Brown - 550
Yards at Catch	1,081	1st	-
Receiving Average	14.4	25th	Marvin Jones Jr. - 18.0

# DEANDRE HOPKINS NOTES

## ELITE COMPANY

In 2017, Texans WR **DeAndre Hopkins** posted 96 receptions for 1,378 yards (14.4 avg.) and a franchise-record 13 touchdowns on 174 targets. He is one of 14 players in NFL history to post those numbers in a season.

Hopkins is the only player in Texans history with 75-or-more receptions and 900-or-more receiving yards in four straight seasons (active streak) and his streak is tied for the third-longest active streak in the NFL with Falcons WR **Julio Jones**, only trailing Broncos WR **Demaryius Thomas** (six seasons) and Steelers WR **Antonio Brown** (five seasons).

### CONSECUTIVE SEASONS WITH 75+ CATCHES & 900+ REC. YDS, ACTIVE STREAKS

Player (Tm)	Streak	Rec.	Yds.	TDs	Started
Demaryius Thomas (DEN)	6	575	7819	51	2012
Antonio Brown (PIT)	5	582	7848	52	2013
<b>DeAndre Hopkins (HOU)</b>	<b>4</b>	<b>361</b>	<b>5063</b>	<b>34</b>	<b>2014</b>
Julio Jones (ATL)	4	411	6317	23	2014

Hopkins is one of 10 players in NFL history to produce multiple seasons of 90-or-more receptions for 1,300-or-more receiving yards and 11-or-more touchdowns, joining **Terrell Owens**, **Jerry Rice**, **Marvin Harrison**, **Odell Beckham Jr.**, **A.J. Green**, **Brandon Marshall**, **Randy Moss**, **Sterling Sharpe** and **Demaryius Thomas**, and is one of three to do so before turning 26 years old (Beckham and Green).

Hopkins averaged over 90 receiving yards per game (91.9) while totaling over 10 receiving touchdowns (13) and over 95 receptions (96), which marks the second time in his career he has produced those numbers, tying him for the third-most such seasons in NFL history and making him the first player to do so since 2015.

## KEEPIN' IT 100

WR **DeAndre Hopkins** has 19 career 100-yard games, including one this season (Week 2 at Tennessee). He had a career-high six in 2015. Hopkins became just the fifth player in NFL history to post two games of 220-or-more receiving yards in the first five years of his career. He is also the third-youngest player to accomplish the feat twice (**Isaac Bruce** & **Josh Gordon**).

### HOPKINS' 100-YARD RECEIVING GAMES, CAREER (2013-18)

Date	Opp.		Rec	Yds	Avg	Lg	TD
9/9/13	Ten	W	7	117	16.7	28	1
9/21/14	at NYG	L	6	116	19.3	49	0
10/20/14	at Pit	L	6	108	18.0	32	0
11/2/14	Phi	L	6	115	19.2	45	1
11/30/14	Ten	W	9	238	26.4	58t	2
9/27/15	TB	W	8	101	12.6	29	1
10/4/15	at Atl	L	9	157	17.4	28	0
10/8/15	Ind	L	11	169	15.4	34	0
10/18/15	at Jax	W	10	148	14.8	29	2
11/22/15	NYJ	W	5	118	23.6	61t	2
12/27/15	at Ten	W	7	117	16.7	44	1
9/18/16	KC	W	7	113	16.1	35	1
1/1/17	at Ten	L	7	123	17.6	51	0
10/1/17	Ten	W	10	107	10.7	21	1
10/29/17	at Sea	L	8	224	28.0	72t	1
11/12/17	at LAR	L	7	111	15.9	36	0
11/27/17	at BAL	L	7	125	17.9	39	0
12/10/17	SF	L	11	149	13.5	29t	2
9/16/18	at TEN	L	6	110	18.3	31	1

## HOME SWEET HOME

Texans WR **DeAndre Hopkins** scored 11 receiving touchdowns at home in 2017, which is the most by any NFL player in a single season since 2011. Only five players in NFL history have recorded more receiving touchdowns at home in a single season: Packers WR **Jordy Nelson** had 13 in 2011, Colts WR **Marvin Harrison** had 13 in 2001, 49ers **Jerry Rice** had 13 in 1987, Lions WR **Cloyce Box** had 12 in 1952 and Rams WR **Elroy Hirsch** had 12 in 1951.

Hopkins is one of three players in NFL history with one-or-more touchdown receptions in all eight home games of a season, joining Nelson (2011) and **Brandon Marshall** (2015). Hopkins is also one of eight players in NFL history to score either a rushing or receiving touchdown in all eight of his teams home games, joining Marshall, Nelson, **Terrell Davis** (1998), **Keyshawn Johnson** (1998), **Curtis Martin** (1996), **Emmitt Smith** (1994 and 1995) and **Lenny Moore** (1964).

Hopkins has 25 receiving touchdowns at home in his career (2013-17), which the fourth-most in the NFL in that span.

## SCORING MACHINE



HOPKINS

WR **DeAndre Hopkins** led the NFL in receiving touchdowns with a single-season franchise-record and single-season career-high 13 in 2017. In Week 15 at Jacksonville, Hopkins broke his own franchise record, which he set in 2015 (11). He is the only player in Texans history to record 10-or-more receiving touchdowns in a season and has accomplished the feat twice (2015, 2017). Since 2013, Hopkins is tied for the NFL lead with two seasons (2015, 2017) recording 11-or-more touchdown receptions.

Hopkins caught a touchdown in an NFL-high and franchise-record 10 different games in 2017 and tied for the second-most games with two-or-more receiving touchdowns in the NFL. He ranked first in the NFL among wide receivers and third among all non-kickers in points scored with a single-season career-high 78. He also tied **Arian Foster** (13 in 2014) for the fourth-most overall touchdowns scored in a season in franchise history. Hopkins logged a team-high six touchdown receptions of 20-or-more yards, which tied for second-most in the NFL in 2017 and tied **Corey Bradford** (2002) for the most in a season in team history.

Hopkins scored a receiving touchdown in five straight games (Weeks 4-9), becoming the first player in franchise history to do so and one of two players in the NFL with a touchdown catch in five straight games last year (Jets WR **Robby Anderson** from Weeks 7-12). Hopkins also had seven receiving touchdowns in a five-game stretch (Weeks 4-9), which tied WR **Will Fuller V** for the most in five games by any player in Texans history.

Hopkins is the first player in team history with a touchdown reception in eight straight home games and the only player in the NFL to score a rushing or receiving touchdown in all eight of his teams home games in 2017. He has 25 receiving touchdowns at home in his career (2013-17), which is the fourth-most in the NFL in that span, including his 11 receiving touchdowns at home last season, which is the most by an NFL player in a single season since Packers WR **Jordy Nelson** (13) in 2011.

In Week 5 vs. Kansas City, Hopkins finished with four receptions for 52 yards (13.0 avg.) and three touchdowns. He tied a franchise single-game high and set a single-game career high with three touchdown receptions, becoming the second player in team history with three in the same game, joining **Andre Johnson** in Week 9 of 2013. Hopkins' 18 points scored tied for the second-most points scored in a single game in team history and tied for the most by a non-kicker. Hopkins also tied for the fourth-most points scored in a game in 2017 and tied for second among non-kickers.

Hopkins has 36 career touchdown receptions, which is the second-most receiving touchdowns in franchise history. He also has the second-most career receptions, second-most career receiving yards, third-most overall touchdowns and the sixth-most career points scored in Texans history.



# DEANDRE HOPKINS NOTES

## HOP AT THE TOP

WR **DeAndre Hopkins** has posted some of the best receiving seasons in Texans history. In 2015, Hopkins finished with 111 receptions for 1,521 yards (13.7 avg.) and 11 touchdowns. That season, he became the first player in NFL history to notch a 100-yard receiving performance with four different starting quarterbacks in a season. In 2017, Hopkins finished with 96 receptions for 1,378 receiving yards (14.4 avg.) and a franchise-record 13 touchdowns. He is the only player to catch 10-or-more touchdowns in a single season and has accomplished the feat twice. Hopkins is also Houston's all-time leader in career receiving average at 14.2 yards per catch.

### MOST RECEPTIONS IN A SEASON, TEXANS HISTORY

Rk	Player	Season	Rec.
1	Andre Johnson	2008	115
2	Andre Johnson	2012	112
3	<b>DeAndre Hopkins</b>	<b>2015</b>	<b>111</b>
4	Andre Johnson	2013	109

### MOST RECEIVING YARDS IN A SEASON, TEXANS HISTORY

Rk	Player	Season	Rec. Yds
1	Andre Johnson	2012	1,598
2	Andre Johnson	2008	1,575
3	Andre Johnson	2009	1,569
4	<b>DeAndre Hopkins</b>	<b>2015</b>	<b>1,521</b>

### MOST RECEIVING TOUCHDOWNS IN A SEASON, TEXANS HISTORY

Rk	Player	Season	Rec. TDs
1	<b>DeAndre Hopkins</b>	<b>2017</b>	<b>13</b>
2	<b>DeAndre Hopkins</b>	<b>2015</b>	<b>11</b>
3	Andre Johnson	2009	9
4t	Four occasions		8

### MOST 100-YD RECEIVING GAMES IN A SEASON, TEXANS HISTORY

Rk	Player	Season	Games
1	Andre Johnson	2008	8
2t	<b>DeAndre Hopkins</b>	<b>2015</b>	<b>6</b>
2t	Four other occasions		6
7	<b>DeAndre Hopkins</b>	<b>2017</b>	<b>5</b>

### MOST MULTIPLE-TOUCHDOWN GAMES IN A SEASON, TEXANS HISTORY

Player	Season	Games
<b>DeAndre Hopkins</b>	<b>2015</b>	<b>3</b>
Will Fuller V	2017	3
Andre Johnson	2009	3
<b>DeAndre Hopkins</b>	<b>2017</b>	<b>2</b>
Three other occasions		2

### MOST POINTS SCORED IN A GAME BY A WIDE RECEIVER, TEXANS HISTORY

Player	Date	Points
DeAndre Hopkins	10/8/17	18
Andre Johnson	11/3/13	18
<b>DeAndre Hopkins</b>	<b>9/13/15</b>	<b>14</b>

### MOST RECEIVING FIRST DOWNS IN A SEASON, TEXANS HISTORY

Rk	Player	Season	Rec. TDs
1	<b>DeAndre Hopkins</b>	<b>2015</b>	<b>83</b>
2t	Andre Johnson	2012	79
2t	Andre Johnson	2008	79
4t	<b>DeAndre Hopkins</b>	<b>2017</b>	<b>69</b>
4t	Two other occasions		69

## HOPKINS NAMED TO AP ALL-PRO FIRST TEAM

Texans WR **DeAndre Hopkins** was named to the Associated Press NFL All-Pro First Team for 2017. The teams are chosen by a national panel of fifty NFL writers and broadcasters to recognize the best players at each position.

Hopkins, who also made the 2017 Pro Bowl, posted 96 receptions for 1,378 yards and a franchise-record 13 touchdowns in 2017, making him one of 14 players in NFL history to post those numbers in a season and the third-youngest ever to do so. Hopkins, who made the AP All-Pro Second Team in 2015, finished last season ranked first in the NFL in targets (174), sixth in receptions (96), fourth in receiving yards (1,378), first in receiving touchdowns (13), fourth in receiving first downs (69), first in receptions over 25 yards (17) and third in 100-yard receiving games (five). He caught a touchdown in an NFL-high and franchise-record 10 different games this season and logged a team-high six touchdown receptions of 20-or-more yards, which tied for second-most in the NFL in 2017. Hopkins led the league with nine games of seven-or-more receptions and tied for the league lead with 11 games of 70-or-more receiving yards.

Hopkins is the seventh player in franchise history to make the Associated Press All-Pro First Team and the second wide receiver in team history, joining **Andre Johnson** (2008, 2009).

### HOUSTON TEXANS NAMED TO AP ALL-PRO TEAM

Player	Pos	Season	Career Selections
<b>DeAndre Hopkins</b>	<b>WR</b>	<b>2017</b>	<b>First</b>
Jadeveon Clowney	DE	2016	Second
Benardrick McKinney	LB	2016	Second
Whitney Mercilus	LB	2016	Second
J.J. Watt	DE	2015	First
DeAndre Hopkins	WR	2015	Second
J.J. Watt	DE	2014	First
J.J. Watt	DT	2014	Second
J.J. Watt	DE	2013	First
J.J. Watt	DE	2012	First
Duane Brown	LT	2012	First
Andre Johnson	WR	2012	Second
Duane Brown	LT	2011	Second
Brian Cushing	LB	2011	Second
Arian Foster	RB	2011	Second
Johnathan Joseph	CB	2011	Second
Arian Foster	RB	2010	First
Vonta Leach	FB	2010	First
Andre Johnson	WR	2009	First
Brian Cushing	LB	2009	Second
Andre Johnson	WR	2008	First
Mario Williams	DE	2007	Second
DeMeco Ryans	LB	2007	Second
Andre Johnson	WR	2006	Second
Jerome Mathis	KR	2005	First



# DESHAUN WATSON NOTES

## WATSON'S WORLD

In Week 2 at Tennessee, Texans QB **Deshaun Watson** completed 22-of-32 passes (68.8%) for 310 yards, two touchdowns, one interception and a 107.6 passer rating. He also ran the ball five times for 44 yards (8.8 avg.). It marked his third career 300-yard passing game and first since Week 8 of the 2017 season at Seattle.

Watson threw a 28-yard touchdown pass to WR **DeAndre Hopkins** to complete a six-play, 53-yard scoring drive (2:30) in the second quarter and then threw a 39-yard touchdown pass to WR **Will Fuller V** to complete a five-play, 70-yard scoring drive (1:43) in the fourth quarter.

Watson now has 22 career touchdown passes in nine games (eight starts), including three touchdown passes this season. He ranks second in touchdown passes through a player's first nine career games in NFL history, trailing only **Kurt Warner** (24). Watson has also matched **Dan Marino** and **Marc Bulger** for second in NFL history with six games throwing multiple passing touchdowns through a player's first nine career games, again trailing only **Kurt Warner** (seven).

Watson is quickly moving up the franchise's all-time passing list despite only playing in nine career games (eight starts). He already ranks fourth in career passing touchdowns (22), eighth in career passing yards (2,185) and 10th in completions (165). Watson is also second in rushing yards by a quarterback (353) and tied for third in rushing touchdowns by a quarterback (two).

### TD PASSES THROUGH A PLAYER'S FIRST NINE CAREER GAMES, NFL HISTORY

Rank	Player	Team	Year(s)	TDs
1	Kurt Warner	STL	1998-99	24
2	<b>Deshaun Watson</b>	<b>HOU</b>	<b>2017-18</b>	<b>22</b>
3	Mark Rypien	WAS	1988	18
4	Marc Bulger	STL	2002-03	17
5t	Dan Marino	MIA	1983	16
5t	Marcus Mariota	TEN	2015	16

### GAMES WITH MULTIPLE TD PASSES THROUGH A PLAYER'S FIRST NINE CAREER GAMES, NFL HISTORY

Rank	Player	Team	Year(s)	Games
1	Kurt Warner	STL	1999	7
2t	<b>Deshaun Watson</b>	<b>HOU</b>	<b>2017-18</b>	<b>6</b>
2t	Marc Bulger	STL	2002-03	6
2t	Dan Marino	MIA	1983	6
5t	Nine players tied			5

## FULLY LOADED

Texans QB **Deshaun Watson** has been especially impressive when both WR **DeAndre Hopkins** and WR **Will Fuller V** are playing with him. In five games with all three together, Watson is 99-for-156 (63.5%) for 1,481 yards, 18 touchdowns, six interceptions and a 112.5 rating.

Watson has thrown eight touchdown passes to Hopkins in nine games played together and eight touchdown passes to Fuller in just five games together. As a team, the Texans have averaged 35.8 points per game when the three players are on the field together.

### DESHAUN WATSON WITH WILL FULLER V & DEANDRE HOPKINS

Date	Wk	Opp	Att	Cmp.	Pct	Yds	TD	Int	Lg	Rate
10/01/17	4	TEN	34	25	73.5	283	4	1	35	125.0
10/08/17	5	KC	31	16	51.6	261	5	0	48t	119.8
10/15/17	6	CLE	29	17	58.6	225	3	1	39t	103.4
10/29/17	8	@SEA	30	19	63.3	402	4	3	72t	106.9
09/16/18	2	@TEN	32	22	68.8	310	2	1	39t	107.6
<b>Totals</b>			<b>156</b>	<b>99</b>	<b>63.5</b>	<b>1,481</b>	<b>18</b>	<b>6</b>	<b>72t</b>	<b>112.5</b>

## DASHING DESHAUN

Texans QB **Deshaun Watson** ranks third among NFL quarterbacks in rushing yards this season with 84 in two games, trailing Browns QB **Tyrod Taylor** (103) and Panthers QB **Cam Newton** (100). Watson has now rushed for 40-or-more yards in three straight games, which is currently the second-longest streak by a quarterback in the NFL, trailing Newton (six).

Last season, Watson led all rookie NFL quarterbacks and finished second among all quarterbacks in rushing yards per game at 38.4 (**Cam Newton** - 47.1). He also led all rookie NFL quarterbacks and finished second among all quarterbacks in yards per carry at 7.47 (**Brett Hundley** - 7.50) among quarterbacks with 10-or-more rushing attempts.

Watson made his first career NFL start at Cincinnati in Week 2 of 2017 and scored his first career rushing touchdown and the only touchdown of the game on a deciding 49-yard run in the second quarter, which marked the longest ever by a Texans quarterback and first rushing touchdown by a rookie Texans quarterback since 2002 (**David Carr**). The run was the longest rushing touchdown by a quarterback in his first start in NFL history and the 10th longest run in Texans history.

For the game, Watson ran five times for 67 yards (13.4 avg.), which marked the most rushing yards by a quarterback in a single game in Texans history. Watson ran for 67 yards again in Week 8 at Seattle in 2017.

## WELCOME TO THE NFL

Texans QB **Deshaun Watson** played in seven games (six starts) in 2017 and completed 126-of-204 passes (61.8%) for 1,699 and a single-season rookie franchise record 19 touchdowns before sustaining a season-ending injury prior to Week 9. Watson also rushed for 269 yards on 36 attempts (7.5 avg.) and two touchdowns. Watson set the NFL record for most passing touchdowns (18 in Weeks 3-8) by a rookie over any five-game span in NFL history.

Watson recorded three games with four-or-more passing touchdowns, joining **Fran Tarkenton** (1961) as the only rookies in NFL history to do so. He also became the fifth quarterback and first rookie in NFL history to have a five-game stretch of 225-or-more passing yards and 20-or-more rushing yards, joining **Andrew Luck** (2015-16), **Aaron Rodgers** (2016), **Daunte Culpepper** (2004) and **Randall Cunningham** (1990).

In Week 8 at Seattle, Watson completed 19-of-30 passes (63.3%) for 402 yards, four touchdowns, three interceptions and a 106.9 passer rating. He also ran for a team-high 67 yards on eight carries (8.4 avg.). Watson became the first player in NFL history with 400-or-more passing yards, four-or-more passing touchdowns and 50-or-more rushing yards in a single game. Watson also became the first player in NFL history with 400-or-more passing yards on less than 20 pass completions since **Steve McNair** in Week 6 of 2003 and the only rookie in NFL history to do it.

With three touchdown passes in Week 6, Watson became the first rookie in NFL history with three-or-more touchdown passes in three consecutive games and first player since **Butch Songin** of the AFL's Boston Patriots in 1960. He then extended his rookie-record to four straight games with three-or-more passing touchdowns in Week 8 and tied **Peyton Manning**, **Marcus Mariota** and **Dak Prescott** for the most games (four) of three-or-more passing touchdowns by a rookie in NFL history.

For the season, Watson joined **Cam Newton** (2011) as the only rookies in NFL history to average 240-or-more passing yards and 35-or-more rushing yards per game and just the sixth quarterback in NFL history with at least five starts in a season to do so. He paced all rookie quarterbacks in passing touchdowns (19), total touchdowns (21) and passer rating (103.0) and set the Texans' single-season rookie franchise record for touchdown passes in just seven games. Watson led the Texans to 30-point outputs in five consecutive games for the first time in franchise history and was piloting the league's highest-scoring offense (30.7 points per game) at the time of his injury.



# DESHAUN WATSON NOTES

## CONTINUING HIS SUCCESS

Texans QB **Deshaun Watson** won his first NFL start on his 22nd birthday with a 13-9 victory over the Bengals in Cincinnati in Week 2 last year. Houston traded up and made Watson the 12th overall pick in the 2017 NFL Draft after a successful college career where he led the Clemson Tigers to the BCS National Championship in 2016.

In the BCS/College Football Playoff era, no quarterback has gone fewer days between an NCAA Football Championship and his first NFL win than Watson (248 days).

## MR. OCTOBER

The NFL named Texans QB **Deshaun Watson** the AFC Offensive Player of the Month and the NFL Offensive Rookie of the Month for October 2017. Watson is the first rookie quarterback in NFL history to win AFC Offensive Player of the Month and joins **Barry Sanders** (1989), **Edgerrin James** (1999), **Mike Anderson** (2000) and **Kareem Hunt** (2017) as the only rookies to win the award.

In four games in October, Watson went 77-for-124 passing (62.1%) for 1,171 yards, 16 touchdowns, five interceptions and a 116.0 passer rating. He also ran for 145 yards on 21 carries (6.9 avg.) and one touchdown. His 16 passing touchdowns in October are the most ever by a rookie in a calendar month in NFL history (**Dan Marino** in Oct. 1983 is second with 11) and the second-most by any player in October in NFL history. Only three players in NFL history have had more passing touchdowns in a calendar month: **Tom Brady** (20) in Oct. 2007, **Peyton Manning** (19) in Nov. 2004, **Manning** (19) in Dec. 2013 and **Tony Romo** (17) in Nov. 2007.

Watson was the only quarterback in the NFL with a passer rating above 100 in each of his team's game in October. He is also the first player in NFL history to throw four-or-more touchdowns in three separate games in the month of October and the fourth player in NFL history to throw four-or-more touchdowns in three separate games of any calendar month.

Watson is the ninth Texan and third offensive player in team history to earn AFC Player of the Month honors, joining **Andre Johnson** (2008, 2012) and **Arian Foster** (2010, 2011). It's the 15th time overall a Texan has won in franchise history and the first since **Quintin Demps** in December 2016. Watson is the seventh Texan and fourth offensive player to earn Rookie of the Month honors, joining **DeAndre Hopkins** (2013), **Steve Slaton** (2008) and **Domanick Williams** (2003). It's the eighth time a Texan has won in franchise history and first since Hopkins in Sept. 2013.


## FIVE IN 5

In Week 5 vs. Kansas City last season, QB **Deshaun Watson** completed 16-of-31 passes (51.6%) for 261 yards, five touchdowns, no interceptions and a 119.8 passer rating. Watson became the first rookie quarterback in NFL history with five-or-more total touchdowns in back-to-back games and the fourth rookie quarterback in NFL history to throw for five-or-more touchdown passes in a game, joining **Ray Buivid** (1937), **Matt Stafford** (2009) and **Jameis Winston** (2015). Watson is also the second rookie quarterback in NFL history to throw for four-or-more touchdowns in back-to-back games, joining **Robert Griffin III** in Week 11-12 of 2012.

Additionally, Watson is the third quarterback in franchise history to throw for five-or-more touchdowns in a game, joining **Ryan Fitzpatrick** (6) in Week 13 of 2014 vs. Tennessee and **Matt Schaub** (5) in Week 11 of 2012 vs. Jacksonville. Watson and Fitzpatrick are the only quarterbacks in Texans history with five-or-more touchdown passes and no interceptions in a game. In 2017, Patriots QB **Tom Brady** was the only other player in the NFL with five-or-more touchdown passes in a game.

Watson became the first quarterback in franchise history to throw for four-or-more touchdowns in back-to-back games and the first rookie quarterback in NFL history to throw for 260-or-more passing yards and 20-or-more rushing yards in three straight games.

## WATSON'S WEEK



WATSON

In Week 4 vs. Tennessee in 2017, QB **Deshaun Watson** completed 25-of-34 passes (73.5%) for 283 yards, four touchdowns, one interception and a 125.0 passer rating. He also ran for 24 yards on four attempts (6.0 avg.) and had one rushing touchdown. The NFL named Watson the AFC Offensive Player of the Week following his performance, making him the first rookie quarterback in franchise history to win the award.

Watson's five total touchdowns tied for the second-most touchdowns scored by a rookie in NFL history behind **Gale Sayers'** six touchdowns in 1965 and tied for the most touchdowns in a game by a rookie quarterback in NFL history. He became the third rookie quarterback with four-or-more touchdown passes and one-or-more rushing touchdowns and first since **Fran Tarkenton** (1961). Watson and Tarkenton are the only rookie quarterbacks in NFL history with at least 250 passing yards, four touchdown passes and a rushing touchdown in a single game. Houston's 57 points were the third-highest single-game point total in NFL history with a rookie starting quarterback. **Tony Banks** led the Rams to 59 points in Week 11 of 1996 and **Russell Wilson** led the Seahawks to 58 in Week 14 of 2012.

Watson is the only rookie in NFL history with seven-or-more pass touchdowns and two-or-more rush touchdowns in his team's first four games of a season and joined **Cam Newton** as the only rookies in NFL history with nine total touchdowns through the first four games of a season.

Watson became the fourth rookie NFL quarterback since 2000 to post three-or-more touchdown passes and one-or-more rushing touchdowns in a single game. He became the first quarterback in team history with three-or-more passing touchdowns and one-or-more rushing touchdowns in the same game and the first rookie quarterback in team history with three-or-more touchdown passes in a game. He also became the third quarterback in team history to post a 125.0-or-better passer rating in a game with 30-or-more pass attempts (joining **Matt Schaub** in 2009 and **Ryan Fitzpatrick** in 2014).

## BY AIR & BY GROUND

Last season, QB **Deshaun Watson** became the first rookie quarterback in NFL history with two games of 300-or-more passing yards and 40-or-more rushing yards in a season (Week 3 at NE & Week 8 at SEA).

In Week 8 at Seattle, Watson was 19-for-30 passing (63.3%) for 402 yards, four touchdowns, three interceptions and a 106.9 passer rating. He also ran for a team-high 67 yards on eight carries (8.4 avg.). Watson's 402 yards passing are the fifth-highest passing total by any quarterback in franchise history and the most since **Matt Schaub** threw for 527 in Week 11 of 2012. Watson became the first rookie quarterback with 400-or-more passing yards in a game since **Andrew Luck** (433) in Week 9 of 2012 and the ninth rookie with 400-or-more passing yards in a game.

In his second career start at New England in Week 3, Watson was 22-of-33 passing (66.7%) for 301 yards, two touchdowns, two interceptions and a 90.6 rating. He also ran for 41 yards on eight carries (5.1 avg.)

Watson became the first rookie quarterback with 300-or-more passing yards and 40-or-more rushing yards in a game since Luck in 2012 and the first quarterback in Texans franchise history to do so. Watson became only the seventh rookie since the merger to accomplish the feat and the youngest of the seven rookie quarterbacks on the list.

Watson was the first rookie Texans quarterback to throw for 300-or-more yards since **T.J. Yates** (Week 14 of the 2011 season at Cincinnati). He also became the first rookie to throw for 300 yards against the defending Super Bowl Champions since Panthers QB **Cam Newton** threw for 432 yards vs. Green Bay in 2011, which was also the last time the quarterback of the reigning Super Bowl champions took on the quarterback of the reigning NCAA national champions.

# J.J. WATT NOTES

## WATT A PLAYMAKER

In Week 2 at Tennessee, DE **J.J. Watt** finished tied for second on the team with six tackles (four solo), one forced fumble and two tackles for loss. Watt forced a fumble on Titans WR **Corey Davis** in the fourth quarter, which marked his first forced fumble since Week 17 of the 2015 season.

Watt joined Broncos OLB **Von Miller**, Buccaneers LB **Kwon Alexander**, Panthers DT **Kawann Short** and Bills S **Jordan Poyer** as the only players in the NFL to record at least six total tackles, two tackles for loss and a forced fumble in the same game this season. It marked Watt's ninth career game with at least two tackles for loss and one forced fumble and first since Week 17 of the 2015 season vs. Jacksonville.

Watt now has 16 career forced fumbles and surpassed 400 career total tackles (2011-18) in the game as well.

## STILL DOMINANT

Since his rookie season in 2011, despite missing 24 games in 2016-17, Texans DE **J.J. Watt** still leads the NFL in tackles for loss (138), quarterback hits (221), fumble recoveries (13) and multi-sack games (21). Watt is second in sacks in the NFL over the span with a franchise-record 76.0 in 90 games. Watt also still ranks first in passes defended by a defensive lineman (47), fifth among defensive lineman in total tackles (402) and second in solo tackles (317) while tying for fifth among defensive line and ninth overall with 16 forced fumbles since 2011.

### MOST TACKLES FOR LOSS IN THE NFL SINCE 2011

Rk	Player	Team	Games	TFLs
1	<b>J.J. Watt</b>	<b>HOU</b>	<b>90</b>	<b>138</b>
2	Von Miller	DEN	106	115
3	Michael Bennett	SEA	107	101

### MOST QUARTERBACK HITS IN THE NFL SINCE 2011

Rk	Player	Team	Games	QBHs
1	<b>J.J. Watt</b>	<b>HOU</b>	<b>90</b>	<b>221</b>
2	Von Miller	DEN	106	176
3	Carlos Dunlap	CIN	108	167

### MOST SACKS IN THE NFL SINCE 2011

Rk	Player	Team	Games	Sacks
1	Von Miller	DEN	106	87.5
2	<b>J.J. Watt</b>	<b>HOU</b>	<b>90</b>	<b>76.0</b>
3	Cameron Wake	MIA	104	72.5

### MOST MULTIPLE-SACK GAMES IN THE NFL SINCE 2011

Rk	Player	Team	Multi-Sack Games
1	<b>J.J. Watt</b>	<b>HOU</b>	<b>21</b>
2	Justin Houston	KAN	17
3	Von Miller	DEN	16

### MOST FUMBLE RECOVERIES IN THE NFL SINCE 2011

Rk	Player	Team	Games	FRs
1	<b>J.J. Watt</b>	<b>HOU</b>	<b>90</b>	<b>13</b>
2	Lavonte David	TB	93	12
3	Rob Ninkovich	NE	92	11

### MOST PASSES DEFENSED BY A DEFENSIVE LINEMAN SINCE 2011

Rk	Player	Team	Games	PDs
1	<b>J.J. Watt</b>	<b>HOU</b>	<b>90</b>	<b>47</b>
2	Carlos Dunlap	CIN	108	43
3	Jason Pierre-Paul	NYG/TB	97	41

### MOST SOLO TACKLES BY A DEFENSIVE LINEMAN SINCE 2011

Rk	Player	Team	Games	Solo Tkls
1	Calais Campbell	ARI/JAX	109	327
2	<b>J.J. Watt</b>	<b>HOU</b>	<b>90</b>	<b>317</b>
3	Jason Pierre-Paul	NYG/TB	97	292

## THE 70 CLUB

From 2011 to 2015, DE **J.J. Watt** posted 76.0 career sacks, which is the fifth-highest total by an NFL player in his first six seasons, since sacks were officially tracked in 1982. Hall of Fame DE **Reggie White** leads the list with 95.0 sacks in his first six years.

### MOST CAREER SACKS IN AN NFL PLAYER'S FIRST SIX SEASONS, SINCE 1982


Player, Tm	Years	Sacks
Reggie White, Phi	1985-90	95.0
DeMarcus Ware, Dal	2005-10	80.0
Derrick Thomas, KC	1989-94	77.0
Bruce Smith, Buf	1985-90	76.5
<b>J.J. Watt, Hou</b>	<b>2011-16</b>	<b>76.0</b>

## 75 IN 82

In Week 2 vs. Kansas City (9/18/16), Texans DE **J.J. Watt** notched his 75th career sack in his 82nd career game when he took down Chiefs QB **Alex Smith** in the first quarter.

Watt became the second-fastest player to reach 75.0 career sacks behind only Pro Football Hall of Fame DE **Reggie White**, who accomplished the feat in his 62nd career game. Watt passed Hall of Famer **Bruce Smith**, who reached 75.0 sacks in 85 career games.

## J.J. SWATT



WATT

Since he entered the NFL in 2011, Texans DE **J.J. Watt** leads all defensive linemen with 47 passes defended. Watt led all defensive linemen in passes defended in 2012 and 2015 and finished second in 2014.

Watt set an NFL record for a defensive lineman with 16 passes defended. Five of Watt's 16 passes defended in 2012 were picked off, with four leading to Texans scores.

Watt picked off one pass in 2014 at the line of scrimmage and took it 80 yards for a touchdown in Week 4 against Buffalo. Watt also had a pick-six in the 2011 Wild Card game against Cincinnati. He is currently tied with **Glover Quin** for the fifth-most passes defended in Texans history.

## WATT SETS FRANCHISE RECORDS, LEADS NFL

DE **J.J. Watt** owns franchise records for fumble recoveries in a career (13) and in a season (5, in 2014). Watt's league-leading five fumble recoveries in 2014 were the most by a defensive lineman since **Justin Tuck** had five for the New York Giants in 2010.

In the last 10 games in which Watt has recovered a fumble, he has also had at least 1.0 sack, dating back to Week 2 of the 2012 season.

### WATT'S GAMES WITH A SACK AND FUMBLE RECOVERY

Date	Opp	Sack	FR
9/16/12	at Jax	1.5	1
9/30/12	Ten	2.0	1
11/10/13	at Ari	1.0	2
9/7/14	Was	1.0	1
10/9/14	Ind	2.0	1
10/20/14	at Pit	1.0	1
11/16/14	at Cle	1.0	1
11/30/14	Ten	2.0	1
1/3/16	Jax	3.0	1
9/18/16	KC	1.5	1



# J.J. WATT NOTES

## SACKS BY QB

9.0	Blake Bortles, Jacksonville
8.0	Andrew Luck, Indianapolis
6.5	Zach Mettenberger, Tennessee
5.0	Jake Locker, Tennessee
4.5	Alex Smith, Kansas City
4.0	Ryan Fitzpatrick, BUF-TEN-NYJ
3.5	Blaine Gabbert, Jacksonville
3.0	Drew Brees, New Orleans
	Matt Hasselbeck, Tennessee
	Matt Stafford, Detroit
2.5	Peyton Manning, Denver
	Mark Sanchez, NYJ-PHI
	Ryan Tannehill, Miami
2.0	Joe Flacco, Baltimore
	Chad Henne, Jacksonville
	Matt McGloin, Oakland
	Aaron Rodgers, Green Bay
1.0	Andy Dalton, Cincinnati
	Robert Griffin III, Washington
	Brian Hoyer, Cleveland
	Eli Manning, New York Giants
	Cam Newton, Carolina
	Dan Orlovsky, Indianapolis
	Carson Palmer, Arizona
	Christian Ponder, Minnesota
	Ben Roethlisberger, Pittsburgh
	Matt Ryan, Atlanta
0.5	Josh Freeman, Tampa Bay
	Russell Wilson, Seattle

## MULTI-SACK GAMES (22)

REGULAR & POSTSEASON				TACKLES					SACKS		INTERCEPTIONS					FUMBLES			
Date	Opp	GP	GS	Tot	Solo	Asst	QBH	TFL	Sk	Yds	Int	Yds	Lg	TD	PD	FF	FR	Yds	TD
<b>2011 (2)</b>																			
11/27/11	at Jax	1	1	7	5	2	4	2	2.0	15.0	0	0	0	0	1	0	0	0	0
*1/15/12	at Bal	1	1	12	9	3	3	3	2.5	22.0	0	0	0	0	0	0	0	0	0
<b>2012 (6)</b>																			
9/23/12	at Den	1	1	7	6	1	3	4	2.5	11.5	0	0	0	0	0	0	0	0	0
9/30/12	Ten	1	1	5	4	1	2	3	2.0	17.0	0	0	0	0	0	0	1	7	0
10/14/12	GB	1	1	6	5	1	3	4	2.0	10.0	0	0	0	0	0	0	0	0	0
11/22/12	at Det	1	1	5	5	0	5	4	3.0	22.0	0	0	0	0	2	0	0	0	0
12/2/12	at Ten	1	1	6	6	0	2	3	2.0	21.0	0	0	0	0	2	1	0	0	0
12/16/12	Ind	1	1	10	10	0	4	6	3.0	22.0	0	0	0	0	0	1	0	0	0
<b>2013 (2)</b>																			
9/15/13	Ten	1	1	5	5	0	4	2	2.0	10.0	0	0	0	0	2	0	0	0	0
11/17/13	Oak	1	1	5	5	0	5	2	2.0	21.0	0	0	0	0	0	0	0	0	0
<b>2014 (6)</b>																			
10/9/14	Ind	1	1	7	4	3	4	3	2.0	5.0	0	0	0	0	3	0	1	45	1
10/26/14	at Ten	1	1	3	3	0	2	2	2.0	9.0	0	0	0	0	1	1	0	0	0
11/30/14	Ten	1	1	3	3	0	6	1	2.0	24.0	0	0	0	0	0	1	1	14	0
12/7/14	at Jax	1	1	4	4	0	5	4	3.0	17.0	0	0	0	0	1	0	0	0	0
12/14/14	at Ind	1	1	6	5	1	3	2	2.0	19.0	0	0	0	0	1	0	0	0	0
12/28/14	Jax	1	1	6	6	0	3	4	3.0	20.0	0	0	0	0	0	1	0	0	0
<b>2015 (6)</b>																			
9/13/15	KC	1	1	9	9	0	3	6	2.0	10.0	0	0	0	0	0	0	0	0	0
10/25/15	at Mia	1	1	7	6	1	4	3	2.0	20.0	0	0	0	0	0	0	0	0	0
11/1/15	Ten	1	1	5	3	2	10	1	2.5	13.5	0	0	0	0	0	1	0	0	0
11/22/15	NYJ	1	1	8	8	0	6	5	2.0	14.0	0	0	0	0	0	0	0	0	0
11/29/15	NO	1	1	5	3	2	8	2	2.0	10.0	0	0	0	0	0	0	0	0	0
1/3/16	Jax	1	1	8	5	3	4	3	3.0	23.0	0	0	0	0	2	1	1	0	0

\*Postseason

## SACKS BY TEAM

Texans DE **J.J. Watt** has recorded sacks against 25 of the 31 other NFL teams in the regular season. Below is a breakdown of his sacks by team.

15.5		Tennessee
14.5		Jacksonville
9.0		Indianapolis
4.5		Kansas City
3.0	  	Detroit, New Orleans, N.Y. Jets
2.5	 	Denver, Miami
2.0	  	Baltimore, Green Bay, Oakland
1.5		Philadelphia
1.0	        	ARZ, ATL, BUF, CAR, CIN, CLE, MIN, NYG, PIT, WAS
0.5	 	Seattle, Tampa Bay
0.0	     	Chicago, Dallas, New England, L.A. Chargers, San Francisco, L.A. Rams

## SACK STREAK

In 2015, DE **J.J. Watt** had a sack in a franchise-record seven consecutive games from Week 13 of the 2014 campaign to Week 2 of 2015. He posted multiple sacks in five of those games for a total of 14.0 quarterback takedowns. Over those seven games, no NFL player registered more sacks than Watt.

### MOST CONSECUTIVE GAMES WITH A SACK, TEXANS HISTORY

Player	Start	End	Games	Sacks
J.J. Watt	Week 13, 2014	Week 2, 2015	7	14.0
Mario Williams	Week 11, 2007	Week 16, 2007	6	10.0
J.J. Watt	Week 7, 2015	Week 12, 2015	5	9.5
J.J. Watt	Week 2, 2012	Week 6, 2012	5	9.0
J.J. Watt	Week 6, 2014	Week 11, 2014	5	7.5
Jadeveon Clowney	Week 8, 2017	Week 12, 2017	5	6.0
J.J. Watt	Week 7, 2013	Week 12, 2013	5	6.0

## SACK ATTACK

Texans DE **J.J. Watt** is the only player to record 20.0-or-more sacks more than once in his career since the sack became an official statistic in 1982. He is one of only two players since 1982 with three-or-more seasons with at least 17.5 sacks, joining **Reggie White**. Watt twice led the NFL in sacks with 20.5 in 2012 and 17.5 in 2015.

### PLAYERS WITH THREE-OR-MORE SEASONS OF 17.5 SACKS, SINCE 1982

Player	Team	Year	Sacks
Reggie White	PHI-GB	1986	18.0
		1987	21.0
		1988	18.0
J.J. Watt	HOU	2012	20.5
		2014	20.5
		2015	17.5

# J.J. WATT NOTES

## ALL BY MYSELF

Since passes defended officially began being tracked in 1991, 11 players have recorded at least 10.0 sacks and 10 passes defended in a single season. Only Texans DE **J.J. Watt** and former Dolphins DE **Jason Taylor** have accomplished that feat more than once.

Watt is also the only player in NFL history to record at least 15.0 sacks and 15 passes defended in the same season.

Below is a look at the players who have had at least 10.0 sacks and 10 passes defended in a single season since 1991.

### PLAYERS WITH AT LEAST 10.0 SACKS AND 10 PASSES DEFENSED IN A SEASON, SINCE 1991

Player	Season, Tm	GP	Sacks	PD
J.J. Watt	2012, HOU	16	20.5	16
J.J. Watt	2014, HOU	16	20.5	10
Tim Harris	1992, SF	16	17.0	10
Jared Allen	2007, KC	14	15.5	11
Simeon Rice	2002, TB	16	15.5	11
Reggie White	1991, PHI	16	15.0	13
Jason Taylor	2006, MIA	16	13.5	11
Cameron Jordan	2017, NO	16	13.0	11
Wayne Martin	1995, NO	16	13.0	10
Jamir Miller	2001, CLE	16	13.0	14
Alfred Williams	1996, DEN	16	13.0	11
Jason Taylor	2005, MIA	16	12.0	10
Steve Foley	2004, SD	16	10.0	12
Greg Lloyd	1994, PIT	15	10.0	11

## AND THE HITS KEEP COMING


Texans DE **J.J. Watt** led the NFL in quarterback hits for four straight seasons (2012-15) and leads the league since 2011 with 221. The former first-round pick set a career-high with 10 quarterback hits against Tennessee in Week 8 of the 2015 season, besting his previous career-high of nine, which he had set against the Bills in Week 4 of 2014.

Watt led the NFL in quarterback hits in 2012, 2013, 2014 and 2015, piling up 43 in 2012, 46 in 2013, a career-high 51 in 2014 and 50 in 2015, according to NFL statistics.

To put that into perspective, Watt is the only player to record more than 40 quarterback hits in a season since 2006 and has accomplished the feat four times. Watt is also one of two players (Rams DT **Aaron Donald** in 2015-16) to record more than 30 quarterback hits in a season multiple times since 2006.

### SINGLE-SEASON QB HITS (2006-17)

Rank	Player	Season	Team	QBH
1	J.J. Watt	2014	HOU	51
2	J.J. Watt	2015	HOU	50
3	J.J. Watt	2013	HOU	46
4	J.J. Watt	2012	HOU	43
5	Aaron Donald	2015	LAR	37
6	Olivier Vernon	2015	MIA	36
7t	Carlos Dunlap	2015	CIN	34
7t	Ezekiel Ansah	2015	DET	34
7t	Robert Quinn	2013	LAR	34
10t	Chandler Jones	2017	ARI	33
10t	Cameron Wake	2012	MIA	33
12t	Jared Allen	2011	MIN	32
12t	Von Miller	2015	DEN	32
12t	Ndamukong Suh	2012	DET	32
15t	Aaron Donald	2016	LAR	31
15t	Kyle Bosch	2007	TEN	31



## WATT BY THE NUMBERS

**138**

Career tackles for loss, the most in the NFL since 2011

**221**

Career quarterback hits, the most in the NFL since 2011

**76.0**

Career sacks, the second most in the NFL since 2011

**21**

Career multi-sack games, the most in the NFL since 2011

**13**

Career fumble recoveries, the most in the NFL since 2011

**47**

Passes defended, the most by any defensive lineman in the NFL since 2011

**317**

Career solo tackles, the second most by any defensive lineman in the NFL since 2011

**20.5**

Sacks in 2012 and 2014, making him the only player in NFL history with two 20-sack seasons

**5**

Touchdowns in 2014, including three receiving touchdowns, one interception return and one fumble return

**3**

Associated Press NFL Defensive Player of the Year awards, tying him with Lawrence Taylor for the most in NFL history



## HURRICANE HARVEY RELIEF FUND RECAP & PLANS

The Justin J. Watt Foundation released the progress of the contributions made to the Hurricane Harvey Relief Fund started by **J.J. Watt** following the destruction left by Hurricane Harvey 12 months ago. The fundraiser raised \$41.6 million making it the largest crowdsourced fundraiser in world history. All funds have been distributed to eight nonprofits: All Hands and Hearts, AmeriCares, Boys & Girls Clubs, Baker Ripley, Feeding America, Habitat for Humanity, Save the Children and SBP.

### THE FUNDS RAISED HAVE BEEN USED ON THE FOLLOWING:

- The cleanup, repair and rebuilding of over 600 homes.
- The recovery and rebuilding of over 420 childcare centers and after-school programs, serving over 16,000 children.
- The distribution of over 26,000,000 meals to those affected.
- Physical and mental health services to over 6,500 individuals.
- Distribution of medicine to over 10,000 patients.

### MOVING FORWARD, THE WORK CONTINUES. THE PLAN FOR THE NEXT 12 MONTHS IS DETAILED BELOW:

- Home restoration and disaster case management, including assistance with temporary housing, furniture, appliances, transportation and more with Baker Ripley.
- Continued assistance with both physical and mental health services, including the distribution of medicine and implementation of mobile medical clinics with AmeriCares.
- Additional support to handle the massive increase in demand following Harvey, covering 48 counties through the Houston Food Bank, Coastal Bend Food Bank, Food Bank of the Golden Crescent and Southeast Texas Food Bank with Feeding America.
- Rebuilding Harvey-damaged homes, while also focusing on providing resiliency for future storms in Rockport, Aransas County, Refugio County and San Patricio County with All Hands & Hearts.
- Rebuilding and restoring damaged Boys & Girls Clubs centers in Harvey-affected areas, serving over 5,000 youth.
- Repairing and rebuilding Harvey-damaged homes with Habitat for Humanity.

For more information, please visit [www.jjwattfoundation.org](http://www.jjwattfoundation.org).

## WATT NAMED SI SPORTSPERSON OF THE YEAR

Sports Illustrated announced that Houston athletes **J.J. Watt** of the Texans and **José Altuve** of the World Series Champion Astros have been named Sports Illustrated's 2017 Sportspersons of the Year. The pair accepted the honor at SI's Sportsperson of the Year Award Show on December 5 at Barclays Center in New York. The show was televised nationally for the first time, airing on NBCSN on December 8 and on Univision Deportes Network on December 9.

Watt and Altuve are recognized for their contributions both on and off the field and for embodying this year's key theme of "Athletes Who Care." The two are featured together on the cover of SI's annual Sportsperson of the Year issue and in new profiles spotlighting their impact.

"We will remember 2017 as much for what athletes strove to achieve off the field as for what they achieved on it," said Chris Stone, Editorial Director of Sports at Time Inc. "While J.J. and José represent two very different paths, they both led to the same destination: #HoustonStrong. This year also marks the 30th anniversary of SI's original 'Athletes Who Care' Sportsperson of the Year honor, which recognizes players who transcended sport alone. This year once again we celebrate a new generation of athletes who care, in all senses of the word: caring about humanitarian efforts, about social and political justice, about their communities and about their crafts."

The Houston Texans' Watt raised more than \$37 million in Hurricane Harvey relief aid and served as a beacon for what an athlete can do with their platform beyond sports. As Peter King, Editor in Chief of The MMQB, points out, "Nothing J.J. Watt has achieved in his career, or might still achieve, will measure up to what he did for Houston."

Said Watt: "All I did was give people a way to help... If I'm going to get an award, I feel like over 200,000 other people should too."

## LETTER FROM J.J. WATT ON AUG. 27

"As I reflect on the events of Hurricane Harvey one year ago, the memories of destruction and devastation remain, but they are accompanied by memories of hope, selflessness and the beauty of the human spirit. The actions of professional first responders and everyday citizens alike were an inspiration to the world and a shining example of the inherent good that lies within us all. Those actions locally were then supported by the actions of hundreds of thousands from around the world showing their support and donating their money in order to help out in any way they could. I was fortunate enough to witness that generosity first hand, as the fundraiser that I started with a simple goal of \$200,000 turned into an unbelievable outpouring of support from people all around the globe. When it was all said and done, after the late donations and checks that came in after the deadline were counted, the total amount that was donated and is now hard at work in the community was \$41.6 million. In the past year, those funds have been used to repair and rebuild houses, allowing people to finally return and once again have a place to call 'home'. Those funds have restored and rebuilt childcare centers so that parents can once again have a place to take their children where they know they will be safe, so that they can return to work and resume a sense of normalcy. Those funds have provided millions and millions of meals to people who weren't sure where their next meal might be coming from after being devastated by the storm. And those funds provided physical and mental health care to those who suffered from the events of that awful weekend one year ago. While a great deal has been accomplished in the past 12 months, there is still much work to be done. Moving forward, there will be more of the same, as we continue to work with our incredible nonprofit partners to provide as much help and support as we possibly can for those affected by Harvey. I cannot thank everyone enough for your support and generosity. You have truly provided an unbelievable example of what the human spirit is capable of accomplishing. Every time that I am fortunate enough to witness someone step back into their home for the first time or a child run around on the playground again, I am reminded of the generosity of strangers that helped make it all possible. Thank you and never stop spreading the positivity! #HoustonStrong"

## WATT NAMED WALTER PAYTON MAN OF THE YEAR

Houston Texans DE **J.J. Watt** was named the 2017 Walter Payton NFL Man Of The Year Presented By Nationwide. Considered the league's most prestigious honor, the Walter Payton NFL Man of the Year Award recognizes a player for his excellence on and off the field.

Prior to kickoff of Super Bowl LII, Man of the Year winners were recognized on-field, as a testament to their contributions to the game and to their communities. The Man of the Year Legacy Pregame Moment culminated with the introduction of Watt as the 2017 recipient, welcoming him into the exceptional fraternity.

In the wake of Hurricane Harvey, Watt solidified his importance to the city of Houston by being an unwavering fixture of hope. While watching the events unfold from a hotel room in Dallas, J.J. posted a video on social media announcing a fundraising campaign with a very reasonable goal of \$200,000, to which he matched the first \$100,000. In 19 days, he raised more than \$37 million. J.J. has dedicated himself to finding organizations that will apply the funds in the way he has promised the donors and victims of Harvey. He recently announced a plan with strategic partners, making good on his promise to ensure that every dollar goes directly to the people of Houston and its surrounding areas that are in need.

J.J.'s dedication to charitable service began at a young age when the thought of being in the NFL was still just a dream. He started the Justin J. Watt Foundation in Wisconsin in 2010 out of a desire to help underserved kids. His personal motto of "Dream Big, Work Hard" culminated into a mission that he continues to use to impact communities nationwide. The foundation has provided over \$3.4 million in funding to middle schools and organizations that have insufficient funding for after-school athletic programs or no after-school athletics whatsoever for 6th – 8th grade children.

Watt received \$500,000, half of which will go to a charity of his choice and half of which will support the expansion of Character Playbook across the country.

# JADEVEON CLOWNEY NOTES



## CLOWNEY COMIN'

In 2017, Texans DE/OLB **Jadeveon Clowney** set single-season career highs in sacks (9.5), tackles for loss (21), quarterback hits (21), forced fumbles (two), fumble recoveries (two), total tackles (59), sack yards (67), games played (16) and games started (16). He also had two passes defended. He was named to his second career Pro Bowl (2016).

Clowney's 21 tackles for loss were the fifth-most by a Texans player in a single season in franchise history. The only player with more tackles for loss in a single season is DE **J.J. Watt**, who had 39 in 2012, 29 in both 2014 and 2015, and 22 in 2013.

Clowney, the former No. 1 overall pick, led the Texans in sacks, tackles for loss, quarterback hits and fumble recoveries while finishing fifth on the team in total tackles and tied for first in fumbles forced last season.

Since 2016, Clowney is second in the NFL with 37 tackles for loss in 31 games. Clowney's 21 tackles for loss in 2017 were the second-most in the league (Cardinals OLB **Chandler Jones** - 28).

Clowney has 15.0 sacks in the last two seasons and 19.5 sacks in his career, which is fifth-most in team history. He also has 45 quarterback hits in his career and 48 tackles for loss, which is third-most in team history.

Clowney recorded a five-game sack streak in Weeks 8-12, which is the longest streak of his career, and recorded 2.0-or-more sacks in two games, setting a single-season career high for multi-sack games.

Clowney produced three-or-more tackles for loss in three games in 2017, the most in his career, and now has five total games in his career with three-or-more tackles for loss. He's also recorded 13 games in his career with multiple tackles for loss, including six in 2017. Clowney had five games with two-or-more quarterback hits in 2017 and 12 in his career. He's recorded three-or-more quarterback hits five times in his career and did it four times last season.

Clowney registered two games with four-or-more tackles for loss in the last three seasons (Week 3 at New England in 2017 and Week 5 at Minnesota in 2016). No other player in the NFL has more than one game with four-or-more tackles for loss since 2016.

### MOST TACKLES FOR LOSS IN THE NFL, SINCE 2016

Rank	Player	Team	Games	TFLs
1	Chandler Jones	Arizona	34	43
2	<b>Jadeveon Clowney</b>	<b>Houston</b>	<b>31</b>	<b>37</b>
3	Cameron Jordan	New Orleans	34	36
4	Von Miller	Denver	34	34

### MOST TFLs BY A PLAYER IN A SEASON, TEXANS HISTORY

Rk	Player	Year	TFLs
1	J.J. Watt	2012	39
2t	J.J. Watt	2015	29
2t	J.J. Watt	2014	29
4	J.J. Watt	2013	22
5	<b>Jadeveon Clowney</b>	<b>2017</b>	<b>21</b>

## 20/20 VISION

Texans DE/OLB **Jadeveon Clowney** recorded 21 tackles for loss and 20 quarterback hits in 2017. He was the only player in the AFC and one of two players in the NFL with 20-or-more tackles for loss and 20-or-more quarterback hits this season, joining Cardinals OLB **Chandler Jones**.

The last AFC players with 20-or-more tackles for loss and 20-or-more quarterback hits in a season were Raiders DE **Khalil Mack** (2015) and Texans DE **J.J. Watt** who had 29 tackles for loss and 50 quarterback hits in 2015. Watt also accomplished the feat in 2012, 2013 and 2014. Watt and Clowney are the only players in franchise history to compile 20-or-more tackles for loss and 20-or-more quarterback hits in the same season.

## PEER PRESSURE

In Week 3 at New England last season, Texans DE/OLB **Jadeveon Clowney** compiled six total tackles (six solo), 2.0 sacks, three quarterback hits, four tackles for loss and a fumble recovery that was returned for a touchdown.

Only one other NFL player has had five-or-more total tackles, 2.0-or-more sacks, three-or-more tackles for loss, three-or-more quarterback hits and a fumble returned for a touchdown in the same game since all those stats became officially tracked by the NFL: Texans DE **J.J. Watt**.

Watt accomplished the milestone in Week 6 of the 2014 season against Indianapolis when he compiled seven total tackles (four solo), 2.0 sacks, four quarterback hits, three tackles for loss and a fumble recovery for a touchdown. Watt also added three passes defended in that game.

Clowney had two games in 2017 with five-or-more total tackles, 2.0-or-more sacks and three-or-more tackles for loss (Week 3 at New England and Week 11 vs. Arizona). He was one of three players in the NFL with two such games in 2017, joining Lions DE **Ezekiel Ansah** and Cardinals OLB **Chandler Jones**. The Texans were also one of four teams in the NFL (Atlanta, Green Bay and Pittsburgh) with two different players compiling five-or-more total tackles, 2.0-or-more sacks and three-or-more tackles for loss in a game as ILB **Benardrick McKinney** did it in Week 2 at Cincinnati and Houston is only team to accomplish the feat three separate times in 2017.

## GAME CHANGER

Texans DE/OLB **Jadeveon Clowney** tied for eighth in the NFL in defensive fumble recoveries with two and finished third in the NFL in fumble return yards with 71 in 2017. The two fumble recoveries, which were in back-to-back games, were the first two of Clowney's NFL career.

In Week 3 at New England, Clowney recovered a fumble from Patriots QB **Tom Brady** and returned it 22 yards for a touchdown in the second quarter. OLB **Whitney Mercilus** caused the fumble on a strip-sack to set up the first touchdown of Clowney's career. In that game, Clowney became the third player in franchise history with 2.0 sacks and a fumble return for a touchdown in a game, joining DE **Mario Williams** and DE **J.J. Watt**. Clowney also scored the first defensive touchdown by any player off a fumble by Patriots QB **Tom Brady** since **Dwan Edwards** in 2009.

In Week 2 at Cincinnati, Clowney recovered his first career fumble and returned it 49 yards. S **Kareem Jackson** caused the fumble on Bengals WR **John Ross**. Clowney's return tied for the fifth-longest in team history and is the longest ever by a Texans player weighing 250-or-more pounds.

### LONGEST FUMBLE RETURNS, TEXANS HISTORY

Rank	Player	Date	Opponent	Yards
1	Antwan Peek	12/26/04	Jacksonville	66 yards
2	Charlie Anderson	12/19/04	Chicago	60 yards
3	Demarcus Faggins	12/3/06	Oakland	58 yards
4	Kevin Johnson	9/18/16	Kansas City	53 yards
5t	Johnathan Joseph	9/14/14	Oakland	49 yards
5t	<b>Jadeveon Clowney</b>	<b>9/14/17</b>	<b>Cincinnati</b>	<b>49 yards</b>



# TYRANN MATHIEU NOTES



## HONEY BADGER'S DEBUT

In his debut with the Texans, S **Tyrann Mathieu** put together a terrific performance. He finished with five total tackles (three solo), one interception, one fumble recovery and one pass defended.

Mathieu became the first Texans player to record an interception and a fumble recovery in the same game since LB **Tim Dobbins** in Week 13 of the 2012 season. It also marked the first time in Mathieu's career he's had an interception and a fumble recovery in the same game.

Mathieu, who the Texans signed as a free agent from the Arizona Cardinals this offseason, became the first Texans player to record five total tackles, one interception and one fumble recovery in a game since S **Troy Nolan** in Week 17 of the 2010 season.

Mathieu intercepted a pass from Patriots QB **Tom Brady** in the first quarter on 3rd-and-6 at the New England 17-yard line after DE **Angelo Blackson** tipped the pass. It was Mathieu's first interception as a member of the Texans and the 12th interception of his NFL career.

Later in the game, on New England's first drive of the second half, Mathieu recovered a fumble by Patriots TE **Rob Gronkowski** and returned it one yard to the Houston 45 yard line. The fumble was caused by CB **Kareem Jackson** and marked the second fumble recovery of Mathieu's NFL career.


Below is the list of players who have recorded an interception and a fumble recovery in the same game in Texans history:

Player	Season	Week	Opponent
<b>Tyrann Mathieu</b>	<b>2018</b>	<b>1</b>	<b>New England</b>
Tim Dobbins	2012	13	Tennessee
Troy Nolan	2010	17	Jacksonville
Kevin Bentley	2010	11	N.Y. Jets
Bernard Pollard	2009	17	New England
C. C. Brown	2006	17	Cleveland
DeMarcus Faggins	2006	14	Tennessee
DeMeco Ryans	2006	13	Oakland

Below is the list of players who have recorded at least five total tackles, one interception and one fumble recovery in a game in Texans history:

Player	Season	Week	Opponent
<b>Tyrann Mathieu</b>	<b>2018</b>	<b>1</b>	<b>New England</b>
Troy Nolan	2010	17	Jacksonville
Kevin Bentley	2010	11	N.Y. Jets
Bernard Pollard	2009	17	New England
DeMeco Ryans	2006	13	Oakland

## PREMIER PLAYMAKER



MATHIEU

In his NFL career (2013-18), Texans S **Tyrann Mathieu** has recorded 310 total tackles (283 solo), 4.0 sacks, 12 interceptions (one returned for a touchdown), 15 quarterback hits, 28 tackles for loss, four forced fumbles, two fumble recoveries and 42 passes defended in 68 career games (58 starts).

Mathieu was drafted by the Arizona Cardinals in the third round (69th overall) of the 2013 NFL Draft out of LSU and has developed into one of the NFL's top defenders.

In fact, Mathieu joins Panthers LB **Luke Kuechly** and Giants LB **Alec Ogletree** as the only players in the NFL that have recorded at least 25 tackles for loss and 40 passes defended since 2013.

## PLAYERS WITH 25+ TACKLES FOR LOSS & 40+ PASSES DEFENSED SINCE 2013

Player	Team	Games	PDs	TFLs
Luke Kuechly	CAR	72	41	41
Alec Ogletree	LAR-NYG	69	44	31
<b>Tyrann Mathieu</b>	<b>ARI-HOU</b>	<b>68</b>	<b>42</b>	<b>28</b>

## AT HIS BEST

S **Tyrann Mathieu** joined the Texans this offseason after one of the best seasons of his career in 2017 with the Arizona Cardinals.

Mathieu started all 16 games for Arizona, marking the first time in his NFL career he did not miss a game. Mathieu also played a role on special teams and finished the 2017 season having played more snaps (1,261) than any other player in the NFL.

In his 16 starts, Mathieu recorded 74 total tackles (66 solo), 1.0 sack, two interceptions, four quarterback hits, six tackles for loss, one forced fumble, seven passes defended and four special teams tackles.

Mathieu was one of just five players in the NFL to record more than 70 total tackles, two interceptions, six tackles for loss, one forced fumble and 1.0 sack in 2017. He was also one of only two defensive backs to accomplish the feat.

Mathieu's seven passes defended made him one of only three players in the NFL to record more than 70 total tackles, two interceptions, six tackles for loss, one forced fumble, 1.0 sack and seven passes defended in 2017, joining Ravens LB **C.J. Mosley** and Steelers S **Sean Davis**.

## PLAYERS WITH 70+ TKLS, 2+ INTS, 6+ TFLS, 1+ FF & 1.0+ SKS IN 2017

Player	Tm	Tkls	INTs	TFLs	FF	Sacks
C.J. Mosley	Bal	132	2	11	3	1.0
Luke Kuechly	Car	125	3	7	1	1.5
Telvin Smith Sr.	Jax	102	3	12	1	1.0
Sean Davis	Pit	90	3	7	1	1.0
<b>Tyrann Mathieu</b>	<b>Ari</b>	<b>74</b>	<b>2</b>	<b>6</b>	<b>1</b>	<b>1.0</b>

## THE MORE YOU CAN DO

S **Tyrann Mathieu's** ability to make an impact on defense and special teams makes him one of the most unique players in the NFL. He was one of only four players in the NFL last season to record at least 70 total tackles, four special teams tackles, 1.0 sack and five passes defended. One of the other four players is Texans ILB **Zach Cunningham**.

In fact, Cunningham and Mathieu were the only two players in the NFL in 2017 to record more than 70 total tackles, four special teams tackles, 1.0 sack, one forced fumble and five passes defended.

Since 2013, Mathieu is the only player in the NFL with more than 300 total tackles, five special teams tackles, 25 tackles for loss and 40 passes defended.

# WILL FULLER V NOTES

## BACK IN FULLER FORCE

After missing the first game of the 2018 season, Texans WR **Will Fuller V** came back in Week 2 at Tennessee and recorded a team-high 113 receiving yards on eight receptions (14.1 avg.) and one touchdown.

Fuller tied **Garrett Graham** (10) for the ninth-most career receiving touchdowns in team history when he reached 10 career receiving touchdowns on a 39-yard touchdown pass from QB **Deshaun Watson** for his first receiving touchdown of the season.

Fuller's 113 receiving yards are the most he's had in a game since Week 8 of the 2017 season at Seattle (125 yards). It was also his fourth career 100-yard receiving game as Fuller started off his NFL career with 107 in Week 1 of 2016 vs. Chicago and 104 in Week 2 of 2016 vs. Kansas City.

## WHERE THERE'S A WILL, THERE'S A WAY

WR **Will Fuller** has been very productive playing with QB **Deshaun Watson**. In just five games together, Fuller has compiled 21 receptions for 392 receiving yards (18.7 avg.) and eight touchdowns on 31 targets. Below is a look at Fuller's game-by-game stats with Watson at quarterback:

### WILL FULLER IN FIVE GAMES WITH DESHAUN WATSON

Date	Wk	Opp	Tgts	Rec.	Yds	Avg	Lg	TD
10/01/17	4	Ten	6	4	35	8.8	16t	2
10/08/17	5	KC	3	2	57	28.5	48t	2
10/15/17	6	Cle	5	2	62	31.0	39t	1
10/29/17	8	@Sea	8	5	125	25.0	59t	2
09/16/18	2	@Ten	9	8	113	14.1	39t	1
<b>Totals</b>			<b>31</b>	<b>21</b>	<b>392</b>	<b>18.7</b>	<b>59t</b>	<b>8</b>

## DYNAMIC DUO

WR **DeAndre Hopkins** (13 receiving touchdowns) and WR **Will Fuller V** (seven) combined for 20 receiving touchdowns in 2017, which was the most by any pair of teammates in the NFL and the most by any pair of teammates in franchise history. The Texans had two receivers with seven-or-more touchdown receptions in a season one other time in franchise history: **Andre Johnson** and **Kevin Walter** each caught eight in 2008.

Fuller V had an NFL-best three games recording two-or-more receiving touchdowns and Hopkins tied for second with two. They were the second pair of teammates with multiple games of two-or-more receiving touchdowns in 2017 (Packers WR **Jordy Nelson** and WR **Davante Adams** each had two such games). It also marked the first time two players have accomplished the feat in the same season in franchise history.

From Week 4-8, Fuller V and Hopkins each had a touchdown reception in four consecutive games, becoming the first teammates to do so since **Randall Cobb** and **Jordy Nelson** (Green Bay) in 2014, and each had six-or-more touchdowns in the four-game span, becoming the first teammates to record six-or-more touchdown receptions in a four-game span since **Al Toon** and **Wesley Walker** (N.Y. Jets) in 1986.

In Week 8 at Seattle, Hopkins (224) and Fuller V (125) combined for the most receiving yards (349) by any tandem in a single NFL game since Detroit's **Calvin Johnson** (329) and **Kris Durham** (54) tallied 383 yards vs. Dallas in Week 8 of 2013. The last teammates in the NFL with a combined 340-or-more yards and three-or-more receiving touchdowns in a game were Houston's **Andre Johnson** (273 yards, one TD) and **Garrett Graham** (82 yards, two TDs) in Week 11 of the 2012 season vs. Jacksonville.

In Week 5 vs. Kansas City, Hopkins (three) and Fuller V (two) each had multiple receiving touchdowns, which marked the first time in franchise history that the Texans had two players with multiple receiving touchdowns in the same game. Hopkins and Fuller also became the third and fourth players in team history with a touchdown reception in four straight games (Weeks 4-8), joining **Arian Foster** (2014) and **Andre Johnson** (2007 and 2010-11).

## FOR STARTERS

WR **Will Fuller V** has compiled 83 receptions, 1,171 yards (14.1 avg.) and 10 touchdowns in his NFL career. He has recorded at least one reception in all 25 career games, which is the third-longest streak in franchise history to start a career, trailing WR **DeAndre Hopkins** (81 games) and WR **Andre Johnson** (35 games from 2003-07). Fuller, Hopkins and Johnson are the only players in Texans history with a reception in 20 straight games to start their career. Hopkins and Fuller are both on active streaks.

## FILLING IT UP



FULLER V

Texans WR **Will Fuller V** missed Weeks 1-3 and 11-13 in 2017 but compiled 28 receptions for 423 yards (15.1 avg.) and a single-season career-high seven touchdowns in 10 games. He tied for 19th in the NFL in receiving touchdowns and was the only player in the top-30 of receiving touchdowns with less than 11 games played.

Fuller scored a touchdown on seven of his first 11 receptions of the season. Since 1991, no player in the NFL has reached seven receiving touchdowns on fewer receptions in a season. He is also one of two players in franchise history with six-or-more receiving touchdowns in a four-game span (Weeks 4-8), joining WR **DeAndre Hopkins** who accomplished the feat in Weeks 5-9 and had seven touchdowns in a five-game stretch in Weeks 4-9.

Fuller became the fourth player in team history with a touchdown reception in four straight games, joining Hopkins (2017), **Arian Foster** (2014) and **Andre Johnson** (2007 and 2010-11). Fuller also had an NFL-best three games with two-or-more receiving touchdowns in 2017, which is tied for the most games in a season with multiple touchdown receptions in franchise history (Johnson in 2009 and Hopkins in 2015). Additionally, Fuller was second on the team with four receiving touchdowns of 20-or-more yards, which tied him for sixth-most in the NFL. He was also the only player on the team with both a punt return of 20-or-more yards and reception of 20-or-more yards in two games in 2017.

In Week 5 vs. Kansas City, Fuller had two receptions for 57 yards (28.5 avg.) and two touchdowns after compiling four receptions for 35 yards (8.8 avg.) and two touchdowns in Week 4 vs. Tennessee. He became the second player in team history to record multiple touchdown receptions in consecutive game (Johnson in 2013) and the ninth player in franchise history to record multiple touchdown receptions in the same game.

## ROOKIE RECORD

WR **Will Fuller V** recorded 47 receptions for 635 yards and two touchdowns as a rookie in 2016. Fuller's 635 yards are the third-most receiving yards posted by a rookie in team history, trailing **Andre Johnson** (976 in 2003) and **DeAndre Hopkins** (802 in 2013). In Week 4 vs. Tennessee, Fuller recorded seven receptions for 81 yards and a touchdown, while also returning a punt 67 yards for a score. He became the first player in team history with a receiving and punt return touchdown in a game.

Fuller became the first rookie in NFL history with 300 receiving yards and a punt return touchdown in his team's first four games of a season. RB **Hugh McElhenny** is the only other rookie to produce over 300 scrimmage yards and a punt return touchdown in as many games to start a season (1952).

In Week 1 vs. Chicago, Fuller caught five passes for a team-leading 107 yards and a touchdown. He became the first rookie first-round pick to post a 100-yard receiving game in a season opener since **Louis Lipps** (1984). He also became the first Texans rookie with a 100-yard receiving game and a touchdown in a season opener.

In Week 2 vs. Kansas City, Fuller notched four receptions for 104 yards, making him the third player in NFL history with back-to-back 100-yard receiving performances to open his career, joining **Don Looney** (1940) and **DeSean Jackson** (2008).



# KAREEM JACKSON & JOHNATHAN JOSEPH NOTES

## KAREEM RISES TO THE TOP



JACKSON

In Week 1 at New England, Texans S **Kareem Jackson** started at safety for the first time in his nine-year NFL career. Jackson finished tied for the team lead with eight total tackles (eight solo) and two forced fumbles.

He became the first Texans player to record eight-or-more total tackles and two forced fumbles in a game since ILB **Brian Cushing** in Week 16 of 2011 and the first player in Texans history to record eight solo tackles and two forced fumbles in a single game. He also forced multiple fumbles in a game for the first time in his career and became the first Texans player with multiple forced fumbles in a game since CB **Johnathan Joseph** in Week 2 of 2014. Jackson caused a fumble by Patriots TE **Rob Gronkowski** on New England's first drive of the second half that S **Tyrann Mathieu** recovered and returned it one yard to the Houston 45 yard line. This marks the first time in his career Jackson will finish with multiple forced fumbles in a single season and he now has five total in his career (2010-18).

In Week 2 at Tennessee, Jackson finished tied for second on the team with six tackles (three solo) and led the team with two passes defended.

In 2017, Jackson finished third on the team with a single-season career-high 73 total tackles (54 solo) and tied for fifth with four tackles for loss, which tied his single-season career high (2014). Among NFL cornerbacks, Jackson was fifth in total tackles and tied for fifth in tackles for loss. Jackson produced nine games with five-or-more total tackles last year, which is the most he's had in a season in his career (2010-17) and tied for the third-most by any NFL cornerback in 2017. His 10 passes defended in 2017 tied for the second-most in a single-season in his career.

## K-JACK & J-JO ON PATROL

Since becoming teammates in 2011, S **Kareem Jackson** and CB **Johnathan Joseph** have combined for 156 passes defended and 26 interceptions, six of which have been returned for touchdowns.

In that time, Texans opponents have the second-lowest completion percentage in the NFL at 58.1 (Kansas City - 58.0) and the third-lowest net yards passing per game at 214.9 (Seattle - 204.8).

Joseph and Jackson are tied for the franchise lead in interceptions with 14 each and tied at the top with three interceptions returned for a touchdown. Joseph is first on the team's passes defended list with 93 while Jackson is second with 73. Joseph is also the franchise's all-time leader with 364 return yards on interceptions, while Jackson is second with 312. Jackson is third in team history in total tackles with 483 while Joseph is eighth with 382.

Joseph also passed **Courtland Finnegan** for the 14th-most career total tackles by a cornerback in NFL history and ranks first among active cornerbacks with 650 career tackles (2006-18). He is also sixth among active cornerbacks in career interceptions with 28 total and tied for third in interceptions returned for a touchdown (six).

### MOST CAREER PASSES DEFENSED, TEXANS HISTORY

Player	Years	Gms	PD
<b>Johnathan Joseph</b>	<b>2011-18 (8)</b>	<b>107</b>	<b>93</b>
<b>Kareem Jackson</b>	<b>2010-18 (9)</b>	<b>118</b>	<b>73</b>
Dunta Robinson	2004-09 (6)	84	63
Marcus Coleman	2002-05 (4)	58	56

### MOST CAREER INTERCEPTIONS, TEXANS HISTORY

Player	Years	Gms	Int	Yds	TD
<b>Kareem Jackson</b>	<b>2010-18 (9)</b>	<b>118</b>	<b>14</b>	<b>312</b>	<b>3</b>
<b>Johnathan Joseph</b>	<b>2011-18 (8)</b>	<b>107</b>	<b>14</b>	<b>364</b>	<b>3</b>
Dunta Robinson	2004-09 (6)	84	13	162	1
Marcus Coleman	2002-05 (4)	58	11	217	1
Aaron Glenn	2002-04 (3)	43	11	221	2

## LEADS THE PD'S

CB **Johnathan Joseph** leads all NFL players with 169 passes defended since he began his career with Cincinnati in 2006 (174 games). He also ranks second in the NFL since joining the Texans in 2011 with 93 total passes defended in 107 games, trailing only 49ers CB **Richard Sherman** with 100.

Joseph is ranked in the top-15 in both passes defended and tackles by a cornerback in NFL history. In Week 1 at New England, Joseph passed **Aeneas Williams** (168) for the 13th-most career passes defended in NFL history and then passed **Courtland Finnegan** for the 14th-most career total tackles by a cornerback in NFL history in Week 2 at Tennessee.

### MOST PASSES DEFENSED, SINCE 2006

Player, Tms	G	PD
<b>Johnathan Joseph, Cin-Hou</b>	<b>174</b>	<b>169</b>
Dominique Rodgers-Cromartie, Ari-Phi-Den-NYG-Oak	155	145
Tramon Williams, GB-Cle-Ari-GB	169	142
Darrelle Revis, NYJ-TB-NE-NYJ-KC	145	139
Brent Grimes, Atl-Mia-TB	135	134

## CAN'T THROW ON J-JO



JOSEPH

In Week 6 vs. the Browns last season, CB **Johnathan Joseph** finished with three tackles, one tackle for loss, three passes defended and a single-game career-high two interceptions. Joseph was named the AFC Defensive Player of the Week following his stellar performance.

With the Texans up 10-3 in the second quarter, Joseph intercepted a pass from Browns QB **Kevin Hogan** and returned it 82 yards for a touchdown. The 82-yard return was the fourth-longest interception return in team history and the longest return of Joseph's career (2006-17). It also tied for the seventh-longest interception return in the NFL in 2017.

Joseph's second interception of the game also came in the second quarter off of Hogan and tied him for the second-most interceptions by any NFL player in a game in 2017. It marked Joseph's first multi-interception game as a Texan and second multi-interception game of his NFL career.

His performance in Week 6 marked the first time Joseph has earned Player of the Week honors in his career and the 40th time a Texan has been named Player of the Week in team history. It is also the 14th time Houston has won the AFC Defensive Player of the Week award in team history and first time since OLB **Whitney Mercilus** in Week 1 of 2016.



# BENARDRICK MCKINNEY & WHITNEY MERCILUS NOTES

## B-MAC ON THE ATTACK



**MCKINNEY**

Texans ILB **Benardrick McKinney** is 13th in the NFL and fourth in the AFC in total tackles since 2016 with 236. Last season, McKinney compiled a team-leading 95 total tackles (62 solo) along with 3.0 sacks, eight quarterback hits, a single-season career-high 10 tackles for loss, one forced fumble and one pass defended while starting all 16 games. Among all players with 3.0-or-more sacks in 2017, McKinney finished sixth in the league in total tackles.

In Week 2 at Cincinnati, McKinney compiled six total tackles (four solo), including three tackles for loss and 2.0 sacks. He became just the fourth Texans linebacker and sixth player in team history to record six-or-more total tackles, three-or-more tackles for loss and 2.0-or-more sacks in a game. DE/OLB **Jadeveon Clowney** also did it in Week 3 at New England. Clowney and McKinney were also the only two Texans with five-or-more total tackles, 2.0-or-more sacks and three-or-more tackles for loss in a game in 2017, making Houston one of four teams in the NFL (Atlanta, Green Bay and Pittsburgh) with two different players compiling five-or-more total tackles, 2.0-or-more sacks and three-or-more tackles for loss in a game in 2017.

In Week 11 vs. Arizona, McKinney finished with a team-high nine total tackles (seven solo) and had two tackles for loss. It marked his sixth career game with multiple tackles for loss, including three in 2017. He currently ranks 11th in Texans history in total tackles with 282 and tied for ninth in tackles for loss with 25 in his career (OLB **Brooks Reed**).

## WHEN IT MATTERS MOST



**MERCILUS**

Since 2015, Texans OLB **Whitney Mercilus** leads the NFL in postseason sacks with 6.0 total in three games. He also ranks second in tackles for loss with seven, trailing Steelers OLB **James Harrison** (eight), and third in quarterback hits with nine, trailing Patriots DE **Trey Flowers** (16) and Broncos OLB **DeMarcus Ware** (12).

Mercilus recorded 3.0 sacks in both the 2015 and 2016 postseasons. He posted four quarterback hits and three tackles for loss in a loss to the Chiefs in 2015 then compiled five quarterback hits and four tackles for loss in two postseason games in 2016.

### MOST POSTSEASON SACKS IN THE NFL, SINCE 2015

Rank	Player	Team	Games	Sacks
1	Whitney Mercilus	HOU	3	6.0
2	Von Miller	DEN	3	5.0
3t	James Harrison	PIT	8	4.5
3t	Nick Perry	GB	5	4.5
5t	Trey Flowers	NE	6	3.5
5t	DeMarcus Ware	DEN	3	3.5

## RIGHT PLACE, RIGHT TIME

Despite missing 11 games in 2017, Texans OLB **Whitney Mercilus** is tied for third in the NFL with five defensive fumble recoveries since 2015. Mercilus recorded a career-high four in 2016, which also tied for the most in the NFL with Dolphins LB **Kiko Alonso**. Mercilus has six career defensive fumble recoveries and one fumble recovery on special teams.

### MOST DEFENSIVE FUMBLE RECOVERIES IN THE NFL, SINCE 2015

Rank	Player	Team	Games	FRs
1	Lavonte David	TB	47	10
2	Jordan Hicks	PHI	33	6
3t	Whitney Mercilus	HOU	38	5
3t	Six other players tied			5

## TACKLING MACHINE

ILB **Benardrick McKinney** led the Texans and finished 11th in the NFL (sixth in the AFC) with a single-season career-high 129 tackles in 2016. That total was the eighth-highest in a single season in Texans history.

McKinney recorded a career-high 5.0 sacks last year, making him the only player in the NFL in 2016 and the second in Texans history with at least 100 tackles and 5.0 sacks in a season (**Jamie Sharper**, 2002).

McKinney posted a career-high 16 tackles in Week 3 at New England in 2016 (9/22/16), which tied for the fourth-highest single-game total in franchise history.

### MOST TACKLES IN A SEASON, TEXANS HISTORY


Player	Season	Solo	Assist	Total
Jamie Sharper	2003	107	59	166
DeMeco Ryans	2006	126	30	156
Jamie Sharper	2004	98	41	139
Jay Foreman	2002	101	36	137
Jamie Sharper	2002	95	42	137
Jay Foreman	2003	101	35	136
Brian Cushing	2009	86	47	133
Benardrick McKinney	2016	79	50	129

### MOST TACKLES IN THE NFL, 2016

Player	Team	Solo	Assist	Total
Bobby Wagner	Seattle	85	82	167
Zach Brown	Buffalo	97	52	149
Kwon Alexander	Tampa Bay	108	37	145
Sean Lee	Dallas	93	52	145
Christian Kirksey	Cleveland	93	50	143
Alec Ogletree	Los Angeles	98	38	136
Preston Brown	Buffalo	76	59	135
Tahir Whitehead	Detroit	99	33	132
Paul Posluszny	Jacksonville	96	36	132
Zach Orr	Baltimore	89	41	130
Benardrick McKinney	Houston	79	50	129

### MOST TACKLES IN A GAME, TEXANS HISTORY

Player	Date, Opp.	Solo	Assist	Total
Brian Cushing	9/21/14 at NYG	8	9	17
Jamie Sharper	12/14/03 at TB	12	5	17
Jamie Sharper	11/9/03 at Cin	9	8	17
Benardrick McKinney	9/22/16 at NE	6	10	16
Jay Foreman	11/23/03 vs. NE	14	2	16





# LAMAR MILLER NOTES

## STRONG START FOR LAMAR



MILLER

Through two weeks of the season, Texans RB **Lamar Miller** ranks fourth in the NFL with 166 rushing yards in two games.

In Week 1 at New England, Miller ran for 98 yards on 20 carries (4.9 avg.) and caught one pass for 11 yards (11.0 avg.). He gained the most rushing yards in a game since he ran for 107 yards in Week 14 of the 2016 season at Indianapolis. Miller recorded a 31-yard run in the first quarter, which marked his third-longest run since joining the Texans and his longest run since Week 11 of 2016 at Oakland.

Miller also passed **Ben Tate** (1,992) for the third-most career rushing yards in team history and eclipsed 2,000 yards rushing in his Texans career in Houston's Week 1 loss.

In Week 2 at Tennessee, Miller ran for a team-high 68 yards on 14 carries (4.9 avg.) and surpassed 5,000 career rushing yards (2012-18).

## MILLER TIME

Since 2014, RB **Lamar Miller** has rushed for 4,098 yards, which is the fifth-most in the NFL during that span, while his 24 rushing touchdowns are tied for 13th-most. He also ranks fifth in carries since 2014 with 950.

In 2017, Miller led the NFL in games with 50-or-more rushing yards (13) and tied for first in the NFL with 14 games of 40-or-more rushing yards. He finished ranked eighth in the AFC in rushing attempts (238), 11th in the AFC in rushing yards (888) and 11th in the AFC in first downs rushing (43).

In his first year with the Texans in 2016, Miller racked up 1,073 rushing yards, which ranked sixth in the AFC and 10th in the NFL. His 268 carries set a single-season career high and his 1,073 rushing yards were the second-highest mark of his career. Miller also posted four 100-yard rushing games in 2016, which was a career high.

### MOST RUSHING YARDS IN THE NFL, SINCE 2014

Rk	Player	Teams	G	Att	Yds	Avg	Lg	TD
1	LeSean McCoy	PHI-BUF	61	1,052	4,680	4.45	75t	27
2	DeMarco Murray	DAL-PHI-TEN	62	1,062	4,493	4.23	75t	34
3	Le'Veon Bell	PIT	49	985	4,476	4.54	81	27
4	Frank Gore	SF-IND-MIA	66	1057	4,145	3.92	52t	17
5	<b>Lamar Miller</b>	<b>MIA-HOU</b>	<b>64</b>	<b>950</b>	<b>4,098</b>	<b>4.31</b>	<b>97t</b>	<b>24</b>

In 2017, Miller posted his fourth straight season with over 1,200 scrimmage yards, which is tied for the third-longest active streak in the league and is the second-longest among running backs. He also joins Steelers WR **Antonio Brown** and Saints RB **Mark Ingram** as the only players to have gained 1,000-or-more scrimmage yards and scored six-or-more touchdowns in four consecutive seasons.

### LONGEST ACTIVE STREAKS OF 1,200-YARD SCRIMMAGE SEASONS IN NFL

Player	Team(s)	Seasons
Frank Gore	SF-Ind	12
Antonio Brown	Pittsburgh	5
<b>Lamar Miller</b>	<b>Mia-Hou</b>	<b>4</b>
Julio Jones	Atlanta	4

## TWICE IS NICE

Texans RB **Lamar Miller** recorded two games in 2017 with a rushing and receiving touchdown. He now has three such games in his career with the Texans, which is second to RB **Arian Foster** (six) in team history.

Miller is only the third player to have both a rushing and receiving touchdown in multiple games in the same season in franchise history, joining Foster (2010 and 2011) and RB **Steve Slaton** (2009). He also had a rushing and receiving touchdown in Week 6 vs. Indianapolis in 2016.

## GOING STREAKING

Texans RB **Lamar Miller** is tied for the NFL lead with 16 games producing 55-or-more scrimmage yards over the last two seasons (2017-18). He recorded 109 yards from scrimmage (98 rushing yards and 11 receiving yards) in Week 1 at New England and 70 scrimmage yards (68 rushing, two receiving) in Week 2 at Tennessee.

In 2017, Miller tied for the NFL lead with 14 games producing 55-or-more scrimmage yards. He was the only player in the NFL to produce 55-or-more scrimmage yards in each of his team's first 13 games and his 13-game streak was the second-longest streak by any player in the NFL. Steelers RB **Le'Veon Bell** had a 14-game streak from Week 2-16.

Overall, Miller had a 15-game streak of 55-or-more scrimmage yards, from Week 14 of 2016 (he missed Weeks 16-17 in 2016) to Week 14 of 2017, which is tied for the longest streak in the NFL over the last three seasons and tied for the third-longest streak in Texans history.

Miller led the team in rushing with 888 yards on 238 carries (3.73 avg.) and had 327 receiving yards on 36 receptions (9.1 avg.) in 2017. He also scored three rushing touchdowns and a single-season career-high three receiving touchdowns, making him the third player in franchise history to produce three rushing and three receiving touchdowns in a season.

Miller ranks eighth in scrimmage yards in Texans history, third in rushing yards, fourth in carries and is tied with **David Carr** (eight) for seventh in rushing touchdowns. He also has over 500 receiving yards as a Texan.

Miller was one of eight players in the NFL in 2017 with 880-or-more rushing yards and 320-or-more receiving yards, joining Bills RB **LeSean McCoy**, Saints RB **Mark Ingram**, 49ers RB **Carlos Hyde**, Chiefs RB **Kareem Hunt**, Rams RB **Todd Gurley**, Chargers RB **Melvin Gordon** and Steelers RB **Le'Veon Bell**.

Miller is the fifth player in Texans history with back-to-back seasons recording 1,200 scrimmage yards, joining **Andre Johnson** (2008-10 and 2012-13), **Arian Foster** (2010-12), **DeAndre Hopkins** (2014-15) and **Domanick Williams** (2003-05). Miller is tied for the fourth-longest streak of seasons with 1,200 scrimmage yards in Texans history, trailing Williams, Foster and Johnson who did it for three straight years.

### MOST GAMES WITH 55-OR-MORE SCRIMMAGE YARDS, 2017-18

Rk	Player	Team	Games
1t	<b>Lamar Miller</b>	<b>HOU</b>	<b>16</b>
1t	Todd Gurley	LAR	16
3t	<b>DeAndre Hopkins</b>	<b>HOU</b>	<b>15</b>
3t	Four other players tied		15

### LONGEST STREAKS OF 55-OR-MORE SCRIMMAGE YARDS, 2016-18

Player	Streak	Started	Ended	Total Yds
<b>Lamar Miller (HOU)</b>	<b>15</b>	<b>Wk 14 (2016)</b>	<b>Wk 14 (2017)</b>	<b>1,291</b>
Ezekiel Elliott (DAL)	15	Wk 2 (2016)	Wk 1 (2017)	2,082
David Johnson (ARI)	15	Wk 1 (2016)	Wk 16 (2016)	2,074
DeMarco Murray (TEN)	15	Wk 1 (2016)	Wk 16 (2016)	1,645

### LONGEST STREAKS OF 55-OR-MORE SCRIMMAGE YARDS, 2017

Player	Streak	Started	Ended	Total Yds
Le'Veon Bell (PIT)	14	Week 2	Week 15	1,899
<b>Lamar Miller (HOU)</b>	<b>13</b>	<b>Week 1</b>	<b>Week 14</b>	<b>1,080</b>
Todd Gurley (LAR)	10	Week 6	Week 15	1,447
Kareem Hunt (KC)	10	Week 1	Week 11	1,208
Mark Ingram (NO)	10	Week 1	Week 11	1,019

### LONGEST STREAKS OF 55-OR-MORE SCRIMMAGE YARDS, TEXANS HISTORY

Player	Streak	Started	Ended	Total Yds
Domanick Williams	21	Wk 8 (2004)	Wk 14 (2005)	2,645
Arian Foster	17	Wk 4 (2011)	Wk 5 (2012)	2,393
<b>Lamar Miller</b>	<b>15</b>	<b>Wk 14 (2016)</b>	<b>Wk 14 (2017)</b>	<b>1,291</b>
Andre Johnson	15	Wk 2 (2009)	Wk 17 (2009)	1,544
Domanick Williams	14	Wk 4 (2003)	Wk 2 (2004)	1,627

# DYLAN COLE & ZACH CUNNINGHAM NOTES



## COLE WORLD

Texans ILB **Dylan Cole** is already one of the most productive college free agents in team history. Cole has recorded 33 total tackles (18 solo), 1.0 sack, two interceptions (including one returned for a touchdown), four passes defended, two quarterback hits, four tackles for loss and seven total special teams tackles in 14 games played (one start) since signing with Houston after the 2017 NFL Draft out of Missouri State. Cole ranks fourth in team history in total tackles by a former college free agent in their first two seasons in the NFL and is second among undrafted linebackers.

### TACKLES BY A COLLEGE FREE AGENT IN FIRST TWO SEASONS, TEXANS HISTORY

Rank	Player	Games	Total Tkl
1	A.J. Bouye	20	54
2	Justin Tuggle	31	39
3	Brennan Scarlett	18	36
4	<b>Dylan Cole</b>	14	33
5t	Jerry DeLoach	16	32
5t	Joel Heath	25	32

## ZACH ATTACK



In Week 1 at New England, Texans ILB **Zach Cunningham** finished tied for the team lead with eight total tackles (three solo) and tallied one pass defended. In Week 2 at Tennessee, Cunningham led the team with eight total tackles (six solo) and recorded one tackle on special teams.

Cunningham put together a strong rookie season in 2017 for the Texans. He finished second on the team with 82 total tackles (45 solo) and third with eight total special teams tackles while playing in all 16 games, including 13 starts. Cunningham also compiled 1.5 sacks, one forced fumble, six passes defended, two quarterback hits and five tackles for loss as a rookie for Houston in 2017.

Cunningham finished tied for second among all NFL rookies in total tackles in 2017 and fourth in franchise history among rookies. He also logged the most passes defended by a non-defensive back for Houston in 2017. Cunningham stands as the first player in the NFL with at least 80 total tackles and eight special teams tackles in a single season since Giants LB **Jonathan Casillas** in 2015. He is also the first player in Texans history to do so. Cunningham started the most games (13) by a rookie Texans linebacker since ILB **Brian Cushing** (16) in 2009.

Cunningham was one of only four players in the NFL last season to record at least 70 total tackles, four special teams tackles, 1.0 sack and five passes defended. One of the other four players is Texans S **Tyrann Mathieu**. In fact, Cunningham and Mathieu were the only two players in the NFL in 2017 to record more than 70 total tackles, four special teams tackles, 1.0 sack, one forced fumble and five passes defended.

## CUNNINGHAM IN COVERAGE

In Week 16 vs. Pittsburgh in 2017, ILB **Zach Cunningham** finished with a game-high 10 total tackles (seven solo). He also had a single-game career-high three passes defended and recorded one tackle for loss.

Cunningham became the first NFL rookie with 10-or-more total tackles and three-or-more passes defended in a game since former Titans CB **Alterraun Verner** in Week 4 of 2010 vs. Denver.

Cunningham is also the second rookie in franchise history and fourth player overall to record 10-or-more total tackles and three-or-more passes defended in a game. **DeMeco Ryans** is the only other rookie in Texans history to accomplish the feat when he had 15 total tackles (14 solo) and three passes defended in Week 13 of 2006 at Oakland.

Cunningham also became the fifth rookie in franchise history with three-or-more passes defended in a game and recorded the most passes defended in a game by any NFL rookie lineman or linebacker in 2017.

## COLE IN ONE

In Week 4 vs. Tennessee last season, Texans ILB **Dylan Cole** compiled five total tackles (three solo), 1.0 sack and one interception returned for a touchdown. Cole became the first rookie in NFL history with five-or-more total tackles, a sack and an interception returned for a touchdown in the same game. He also became first rookie to record an interception for a touchdown in franchise history and first Texans player with a pick-six since CB **Kareem Jackson** in Week 10 of 2016. CB **Johnathan Joseph** also had a pick-six in Week 6. Cole was also the only undrafted free agent in the NFL last season with a pick-six and the first rookie college free agent linebacker with an interception returned for a touchdown since **Chase Blackburn** did it for the Giants in Week 16 of the 2005 season at Washington. Cole is also just the second linebacker in franchise history with a pick-six in a game, joining ILB **Brian Cushing**.

## CUNNINGHAM COMES HOME

In Week 13 at Tennessee in 2017, ILB **Zach Cunningham** recorded the first sack and the first two tackles for loss of his NFL career.

The second round pick out of Vanderbilt returned to Nashville for the first time since college and finished with four total tackles (three solo), 1.0 sack on Titans QB **Marcus Mariota** for a loss of three yards in the fourth quarter, one quarterback hit and two tackles for loss.

Cunningham was the only rookie inside linebacker in the NFL in 2017 to post 1.0-or-more sacks, two-or-more tackles for loss and one-or-more quarterback hits in the same game. He was also the third rookie inside linebacker in franchise history to accomplish the feat, joining ILB **Brian Cushing** and ILB **Benardrick McKinney**.

## CUNNINGHAM VS. THE COLTS

In Week 17 at Indianapolis last season, ILB **Zach Cunningham** finished with a single-game career-high and team-high 11 total tackles (four solo) and had one tackle for loss. It marked the second week in a row that Cunningham compiled 10-or-more total tackles (had 10 vs. Pittsburgh in Week 16), becoming the second rookie in the NFL in 2017 with 10-or-more tackles in back-to-back games (49ers LB **Reuben Foster** in Weeks 9-10) and the third rookie in franchise history to accomplish the feat, joining **DeMeco Ryans** (2006) and **Brian Cushing** (2009).

Cunningham's 11 tackles are the most by a Texans rookie in a game since **Brian Cushing** had 11 in Week 12 of the 2009 season vs. Indianapolis. Cunningham finished his rookie season with seven total games of five-or-more total tackles and two total games with double-digit tackles.



# 2018 PLAYER NOTES



## GO D.J., THAT'S MY D.J.



READER

In Week 1 at New England, Texans NT **D.J. Reader** finished with three total tackles (three solo), 2.0 sacks, three quarterback hits and two tackles for loss. He recorded multiple sacks in a game for the first time in his NFL career and now has 4.0 career sacks. Reader brought down Patriots QB **Tom Brady** twice in the fourth quarter, once for a loss of seven yards and once for a loss of three yards, and has already set his single-season career high in sacks.

Reader became the first nose tackle to sack Brady twice in a game since Packers NT **B.J. Raji** brought down Brady twice in Week 15 of the 2010 season. Raji and Reader are the only two to accomplish the feat during Brady's 18-year NFL career.

## ADVANCED READER

NT **D.J. Reader** became a force for the Texans in his second NFL season in 2017. Reader set single-season career highs in total tackles (47), solo tackles (23), quarterback hits (six), tackles for loss (three) and games started (14). He also recorded 1.0 sack despite missing Weeks 16-17.

Reader finished tied for seventh on the team in total tackles and second among all NFL nose tackles, trailing Giants NT **Damon Harrison** with 76. Reader was also third on the team in quarterback hits with six in 2017 while playing both nose tackle and defensive end for the Texans.

In Week 8 at Seattle, Reader had a single-game career-high six tackles (two solo) to go along with two quarterback hits and one tackle for loss. He logged five-or-more total tackles in six games in 2017 after not having three total tackles in any game during his rookie season in 2016.

## ETCHED IN LIMESTONE



SMITH

In Week 1 at New England, Texans WR **Vyncint Smith** became the first rookie college free agent to start in Week 1 in franchise history.

Only two other rookie college free agents started in their debut in Week 1 across the NFL: Browns T **Desmond Harrison** and Colts ILB **Skai Moore**.

Smith, who attended Limestone College, became just the third college free agent from a Division II school to start as a rookie in Week 1 since 1997. Browns T **Desmond Harrison** (West Georgia, 2018) and former Bears TE **Khari Lee** (Bowie State, 2015) are the other two. Lee was originally signed as a college free agent by the Texans after the 2015 NFL Draft and then traded to the Bears before the season for a 2017 sixth-round pick. He is now with the Buffalo Bills.

## RETURN ON INVESTMENT




ERVIN

Texans RB **Tyler Ervin** returned five kickoffs for 156 yards (31.2 avg.) with a career-long 36 yard return at New England in Week 1. Ervin's 156 kick return yards set a franchise record for most return yards in a season opener, and his 31.2 avg. was the highest ever in a season opener among Texans with multiple returns. Ervin's 31.2 return average also ranked eighth all-time among Texans with five-or-more returns in a single game.

Through Week 2, Ervin ranks fourth in the NFL in kickoff return yards (156) and third in kickoff return average (31.2).

## SPECIAL IMPACT



PETERS

Texans ILB **Brian Peters** is tied for fifth in Texans franchise history with 37 career special teams tackles in 42 games played. Since joining the Texans in 2015, Peters has finished in the top-3 on the team in total special teams tackles each season.

Peters recorded his first special teams tackle of the 2018 season in Week 2 at Tennessee. He finished second on the team with nine total in 2017, trailing only S **Kurtis Drummond** (11). In 2016, Peters finished third on the Texans with 10 total special teams tackles in 12 games.

In 2015, Peters tied for the NFL lead with a career-high 17 special teams tackles in just 12 games played. He broke into the NFL with the Minnesota Vikings in 2015 before the Texans signed him off the Vikings' practice squad in Week 4. He played one season with the Arena Football League's Iowa Barnstormers (2012) before spending two seasons with the Canadian Football League's Saskatchewan Roughriders (2013-14).

## MOST TOTAL SPECIAL TEAMS TACKLES, TEXANS HISTORY

Rank	Player	Seasons	Games	SpTkl
1	Troy Evans	2002-06(5)	72	57
2	Kevin Bentley	2008-10(3)	45	47
3t	Charlie Anderson	2004-07(4)	60	40
3t	Jason Simmons	2002-07(6)	72	40
5t	<b>Brian Peters</b>	<b>2015-18(4)</b>	<b>42</b>	<b>37</b>
5t	Ramon Walker	2002-05(3)	36	37

## TEXANS WITH TENURE



WEEKS

In Week 1 at New England, Texans LS **Jon Weeks** set a new Texans franchise record by playing in his 129th consecutive game (2010-18), passing K **Kris Brown** (128 straight games from 2002-09). Weeks has snapped on every field goal attempt, extra point attempt and punt for Houston since he signed as a free agent in 2010.

Two other Texans continue to climb up the franchise's record book with the amount of games played: CB **Kareem Jackson** ranks fifth with 118 games played and CB **Johnathan Joseph** ranks ninth with 107 games played.

## MOST CAREER GAMES PLAYED, TEXANS HISTORY

Rank	Player	Seasons	GP
1	Andre Johnson	2003-2014 (12)	169
2	Duane Brown	2008-2017 (10)	133
3	<b>Jon Weeks</b>	<b>2010-2018 (9)</b>	<b>130</b>
4	Kris Brown	2002-2009 (8)	128
5	<b>Kareem Jackson</b>	<b>2010-2018 (9)</b>	<b>118</b>
6	Chester Pitts	2002-2009 (8)	114
7	Chris Myers	2008-2014 (7)	112
8	Kevin Walter	2006-2012 (7)	109
9	<b>Johnathan Joseph</b>	<b>2011-2018 (8)</b>	<b>107</b>
10	Brian Cushing	2009-2017 (9)	104

**Now that you've had a chance to watch the tape with QB Deshaun Watson, what did you think of the last play?**

"I actually haven't watched the tape yet with Deshaun. We'll watch it at 12:30, but I think we have to call a better play there. I think we have to call a better play, put him in a better situation. Tennessee did a good job on that play. I think we have to do a better job of designing that play."

**Did you get a further explanation about the taunting penalty called on the Texans bench?**

"Not too much information on that, just that (Luke) Stocker caught it on the sideline and went out of bounds and he was bumped and there were words exchanged. That's the only info I've gotten on that to this point. So, they called taunting on (Jadeveon) Clowney."

**Was the penalty a retaliation call?**

"I don't know. I'm not sure the details of it."

**Were you surprised the taunting call was made?**

"No, I mean, that's a big emphasis. The taunting rule is a big emphasis. It is what it is. That's a good crew. Pete Morelli does a good job. They saw it, they called it."

**How important is it to eliminate penalties going forward?**

"That's probably the biggest thing. We have to eliminate those things. We have to coach it better, we've got to practice better. That's probably the biggest thing that we can need to improve on, that we have too many mistakes in all three phases. It starts with me, like it always does. We're going to work hard starting today to try to get that better."

**Were you impressed with WR Will Fuller V's performance in his first game?**

"Yeah, he did a good job. He had a very good game. It's good to have him back. I think we targeted him eight times and he caught eight passes. Good route runner. It's going to be important to have him out there. He's a very good player."

**From a health standpoint, do you feel like DE/OLB Jadeveon Clowney will be able to go this week?**

"I don't know. I don't really know."

**What makes Giants WR Odell Beckham Jr. a good receiver?**

"There's a lot of things he does well. He's a very strong player, great speed and quickness, so he has the combination. He has excellent hands, really good route runner. He can play inside, he can play outside. You're going to have to really understand where he's at, where he's located on every play. He's a great player."

**Does it help your defense going up against WR DeAndre Hopkins every day in practice and do you see similarities between Hopkins and Giants WR Odell Beckham Jr.?**

"I would say Hop, (Will) Fuller (V), those guys, it's good any time you have some good receivers it helps prepare you for an opponent, no doubt about it. I don't know how similar they are. I think they're a little bit different just by body types and different things that they can do, but it definitely helps when you have good players your defense can go against."

**Why do you think the success of the running game hasn't translated to wins?**

"I think that's a good point and we're trying to work hard to figure it out. In the end, I have to call better plays in certain situations. Got to do a better job of getting them in the right situation to help them execute better. But you're right, I think we're leading the league in rushing right now, which is a good thing, but it's not good to be 0-2, obviously. So, we have to figure it out. We understand that but I do like the way we're running the ball. I think I can help it with certain play calls moving forward."

**What happened in the third quarter that got the offense going compared to the first two quarters?**

"I think it's the running game. I think the running game really helped. We started to really move the ball on the ground. I think our backs are really playing well. Lamar (Miller) and (Alfred) Blue are really doing a good job and our line is run blocking pretty well with the tight ends. So, there was some good execution going on there and we really need to try to keep it going. We really need to continue to be consistent with it because it's going to help us."

**With a rookie like T Martin Rankin, does he learn things in a game that can't be learned at practice?**

"No doubt. There's no substitute for experience. There were times yesterday where he really did a good job. He was blocking on an island, blocking (Derrick) Morgan, (Brian) Orakpo and he really did a nice job. Then there's other times where it's got to get better, and he knows that. He's a really mature guy. It's hard to play left tackle in this league. He'll continue to improve. He's a very hardworking guy."

**What did you see on the fake punt the Titans ran?**

"That was a bad play call. I felt like, studying that during the week, we felt like they would handle that differently. We showed them a certain look and we felt like it would be handled differently, and they did a good job. They handled it differently than we thought and that's a mistake on my part."

**What did you think of OLB Duke Ejiofor's performance yesterday?**

"I thought he did some good things. Really had a plan in the pass rush and did a nice job in the running game. I think he had about 12 plays. He needs to probably play more. He did a nice job and I was really happy to see that. He's another guy kind of similar to what I'm saying about (Martin) Rankin, very mature guy, smart guy, works hard, prepares daily to try to go out there and be better. Worked hard to get back from his injury and did some decent things yesterday."

**How can adversity early in the year help over the course of the 16-game season?**

"Look, it's not good to be where we are right now, don't get me wrong, but it is a long season and we haven't played a home game yet. We haven't played well but we've been in it in the end and we've got to finish these games better. We've been in it in the fourth quarter. Give credit to both teams that have beat us. They've done a good job. We realize we have to do a lot better. We have to play more consistently, we have to practice better, we've got to coach better, we understand that, but we also know there's a lot ball left to be played. We've got to get going here but we're very positive about some of the things we're doing. We just have to be more consistent in how we're doing it."



**Do you feel like the attitude you've seen from the team is what you're looking for?**

"I don't know. Off what we did last year, I don't know who would come in here with some other attitude. So, I'm not sure what that means, all I know is that these guys have played hard. They play very hard. They give really good effort. Sometimes, like I said, it's more about consistency. I believe that we as coaches, led by me, have to do a better job."

**Why has the run blocking been better than the pass blocking, and how do you even it out?**

"Yeah, it's definitely true that the run blocking, obviously, has been better. I think that there's somethings we can do schematically to help the pass blocking, but we have to improve in the pass blocking area, not just one-on-one, but some of the different things teams are doing against us. Our guys will work hard. We've got a good group up there and they'll work hard to get better. But, that's definitely an area we have to improve, pass protection."

**Are you excited to have to chance to come home and play in front of the whole crowd?**

"Yeah, it'll be good to be in front of the home crowd. Hopefully we have a great crowd. We know we're not off to great start, we know that people aren't happy about that, we get it, we understand the business that we're in, but it'll be good to play in front of this crowd. It's a great crowd. They give us a good home field advantage and we're going to need it on Sunday."

**Is the ruling on the double pass by Titans QB Blaine Gabbert something you might want the NFL to look at after the season?**

"Believe me, where we're sitting at right now, that's not something that I'm even thinking about. I totally understand the question but I think my concerns lay elsewhere right now."

**What is the communication with you and QB Deshaun Watson on the field?**

"It's coach-to-quarterback (communication system). I think the communication's been good. Some people may disagree with that but the communication's been good. I think there was one time yesterday where the headset went out, so that was a bit of an issue, but I think overall it's always coach-to-quarterback and then we have a backup plan if it goes out. But, in that case it went out late, so that's why I had to call that timeout that I called."

**In regards to the trouble picking up blitzes, how much of that is on the offensive line and how much of that is on QB Deshaun Watson?**

"It's definitely Deshaun recognizes it first and he gets them to where he wants them to go. He works with Nick (Martin) on that to really shore it up quickly and help ID so they're on the same page, but it's Deshaun who gets us to the people that he wants to get to. Blitz was, three or four times, definitely was a little bit of an issue. I think that's another area where we really have to improve because we have answers for that. We've got to really coach it better because the answers were there if you really study the film, the answers were there, but we've got to get these guys to recognize it faster. It really is all about coaching."



**How do you get off to a faster start?**

"Yeah, we felt like we got off to a decent start. Lamar (Miller) punched a run in there for three or four yards and then we hit Will (Fuller V) for a nine- or 10-yard gain and then we got a false start. First-and-15, those are long yardage situations that don't always lead to good drives. So, we've got to try to – and there's other examples of that early in the game where, whether it was a sack or a penalty or whatever. So, that's a big emphasis for us, is trying to get off to a fast start."

**QB Deshaun Watson has thrown two similar interceptions downfield. How do you balance being aggressive and being smart?**

"A couple of those interceptions, I think that he's trying to make a play, I'm trying to make a play, so we're trying to be aggressive there and it just hasn't worked out. Put the blame on me for that. We've got to do a better job timing those up better when those plays are called, but we're both just trying to make plays right there."

# THE HEAD COACHES

## TEXANS HEAD COACH BILL O'BRIEN



Bill O'Brien was named the third head coach in Houston Texans franchise history on January 3, 2014. O'Brien, who owns 26 years of collegiate and NFL coaching experience, is just the 14th coach in the NFL since 1978 to begin his head coaching career with three consecutive winning seasons. In 2017, the Texans suffered a slew of injuries that led to an NFL-record 78 different players recording at least one snap on offense, defense, special teams. Still, in week 4, the Texans scored a team record 57 points in a game.

In 2016, Houston also won its first postseason game since 2012. The Texans finished the season with the NFL's top-ranked defense for the first time in franchise history, and won a franchise-best seven home games.

In 2015, Houston became the first NFL team since 1950 to earn a trip to the postseason with four different starting quarterbacks winning at least one regular season game and the Texans defense set the franchise single-season record for sacks.

Under O'Brien in 2014, Houston's seven-win improvement led the NFL and made the Texans the sixth team since 1978 to post a winning season following a season in which it won two or less games.

Prior to Houston, O'Brien was head coach at Penn State from 2012-13, and in the latter year won multiple National Coach of the Year awards.

From 2007-2011, O'Brien helped lead the New England Patriots to a pair of Super Bowl berths.

**CAREER RECORD:** 32-37

**BACKGROUND:** O'Brien played linebacker and defensive end at Brown (1990-92) and graduated with a double concentration in political science and organizational behavioral management.

Previously coached collegiately at Brown (1993-94), Georgia Tech (1995-2002), Maryland (2003-04) and Duke (2005-06).

**PERSONAL:** Born on October 23, 1969 in Dorchester, Mass. He and his wife, Colleen, have two sons: Jack, 16, and Michael, 13.

## GIANTS HEAD COACH PAT SHURMUR



Pat Shurmur was named the 18th head coach in Giants franchise history on January 22, 2018. Shurmur comes to the Giants after completing his second season as the Minnesota Vikings' offensive coordinator. He was named the 2017 NFL Assistant Coach of the Year by the Pro Football Writers Association.

This is the second head coaching assignment for Shurmur, who led the Cleveland Browns from 2011-12.

A 19-year NFL coaching veteran, Shurmur has been a part of teams that have qualified for the playoffs nine times, won seven division titles, and advanced to one Super Bowl (he was on the Eagles' staff when they played in Super Bowl XXXIX vs. New England).

In 2017, the Vikings were one of four teams with an NFL-best 13-3 record. Minnesota finished 10th in the NFL in scoring, 11th in total yardage, and were third in the league in third-down conversion percentage.

In 2016, Shurmur joined the Vikings as their tight ends coach. For the final nine games of the season, he was also the team's offensive coordinator, a title he retained last year.

Prior to his arrival in Minnesota, and in between his Cleveland head coaching tenure, Shurmur was an assistant for Philadelphia (1999-2008, 2013-15) and the St. Louis Rams (2009-2010).

**CAREER RECORD:** 10-25

**BACKGROUND:** A four-year letterman at Michigan State, Shurmur earned All-Big Ten conference honors and All-America honorable mention accolades as a center his senior year (1987).

Shurmur was a co-captain as a senior when the Spartans defeated USC in the Rose Bowl. Shurmur earned a master's degree in financial administration and was the first-ever graduate student football player at MSU.

Coached collegiately at Michigan State (1988-1997) and Stanford (1998).

**PERSONAL:** Born April 14, 1965 in Ann Arbor, Mich. He and his wife Jennifer have four children - daughters Allyson, Erica and Claire, and a son, Kyle.

### COACHING TIMELINE

#### HOUSTON TEXANS

2014-18 Head Coach

#### PENN STATE UNIVERSITY

2012-13 Head Coach

#### NEW ENGLAND PATRIOTS

2011 Offensive Coordinator/  
Quarterbacks

2009-10 Quarterbacks

2008 Wide Receivers

2007 Offensive Assistant

#### DUKE UNIVERSITY

2005-06 Offensive Coordinator/  
Quarterbacks

#### UNIVERSITY OF MARYLAND

2003-04 Running Backs

#### GEORGIA TECH UNIVERSITY

2002 Assistant Head Coach

2001 Offensive Coordinator/  
Quarterback

1998-00 Running Backs

1995-97 Graduate Assistant

#### BROWN UNIVERSITY

1994 Inside Linebackers

1993 Tight Ends

### COACHING TIMELINE

#### NEW YORK GIANTS

2018 Head Coach

#### MINNESOTA VIKINGS

2017 Offensive Coordinator

2016 Tight Ends Coach

#### PHILADELPHIA EAGLES

2013-15 Offensive Coordinator

#### CLEVELAND BROWNS

2011-12 Head Coach

#### ST. LOUIS RAMS

2009-10 Offensive Coordinator

#### PHILADELPHIA EAGLES

2002-08 Quarterbacks Coach

1999-2001 Tight Ends/Assistant Offensive Line

#### STANFORD UNIVERSITY

1998 Offensive Line Coach

#### MICHIGAN STATE UNIVERSITY

1990-97 Tight Ends/Special Teams

Offensive Line Coach

1988-89 Graduate Assistant

## HEAD COACH COMPARISON

### BILL O'BRIEN

31-35

1-2

5

5

0-0

0-1

Reg. Season Record

Playoff Record

Years as NFL head coach

Years as team's head coach

Career Head-to-Head (Reg. Season)

Career vs. Team (Reg. Season)

### PAT SHURMUR

10-25

0-0

3

1

0-0

0-1



# TEXANS-GIANTS MATCHUP INFORMATION

## ALL TIME SERIES

### REGULAR SEASON

Date	W/L	Score	H/A	Venue	Texans QB	Giants QB
11/24/02	W	16-14	H	Reliant Stadium	D. Carr	K. Collins
11/5/06	L	10-14	A	Giants Stadium	D. Carr	E. Manning
10/10/10	L	10-34	H	Reliant Stadium	M. Schaub	E. Manning
9/21/14	L	17-30	A	MetLife Stadium	R. Fitzpatrick	E. Manning



**2018**

**0-2**

**4th, AFC South**



**2018**

**0-2**

**4th, NFC East**

## SERIES BREAKDOWN

Record vs. Giants	Texans trail, 1-3
Last meeting	Giants 30, Texans 17 (9/21/14)
Texans largest margin of victory	2 (Texans 16, Giants 14; 11/24/02)
Giants largest margin of victory	24 (Giants 34, Texans 10; 10/10/10)
Current win streak	Giants, 3 (2006-present)
Texans longest win streak	1 (2002)
Giants longest win streak	3 (2006-present)
Most points, Texans	17 (Giants 30, Texans 17; 9/21/14)
Most points, Giants	34 (Giants 34, Texans 10; 10/10/10)
Most points, both teams	47 (Giants 30, Texans 17; 9/21/14)
Fewest points, Texans	10 (2x - last: Giants 34, Texans 10; 10/10/10)
Fewest points, Giants	14 (2x - last: Giants 14, Texans 10; 11/5/06)
Fewest points, both teams	24 (Giants 14, Texans 10; 11/5/06)
Most net yards, Texans	411 (Giants 30, Texans 17; 9/21/14)
Most net yards, Giants	419 (Giants 30, Texans 17; 9/21/14)
Most rushing yards, Texans	123 (Texans 16, Giants 14; 11/24/02)
Most rushing yards, Giants	193 (Giants 30, Texans 17; 9/21/14)
Most passing yards, Texans	292 (Giants 30, Texans 17; 9/21/14)
Most passing yards, Giants	297 (Giants 34, Texans 10; 10/10/10)
Fewest net yards, Texans	195 (Giants 34, Texans 10; 10/10/10)
Fewest net yards, Giants	285 (Giants 14, Texans 10; 11/5/06)
Fewest rushing yards, Texans	24 (Giants 34, Texans 10; 10/10/10)
Fewest rushing yards, Giants	117 (Giants 34, Texans 10; 10/10/10)
Fewest net passing yards, Texans	89 (Texans 16, Giants 14; 11/24/02)
Fewest net passing yards, Giants	163 (Giants 14, Texans 10; 11/5/06)
Most sacks, Texans	2 (2x - last: Giants 14, Texans 10; 11/5/06)
Most sacks, Giants	5 (Texans 16, Giants 14; 11/24/02)
Most interceptions, Texans	2 (2x - last: Giants 34, Texans 10; 10/10/10)
Most interceptions, Giants	3 (Giants 30, Texans 17; 9/21/14)
Most turnovers, Texans	3 (Giants 30, Texans 17; 9/21/14)
Most turnovers, Giants	3 (Texans 16, Giants 14; 11/24/02)
Most penalties, Texans	8-68 (Texans 16, Giants 14; 11/24/02)
Most penalties, Giants	9-84 (Giants 34, Texans 10; 10/10/10)



In his lone career game vs. New York, DE J.J. Watt recorded seven total tackles (five solo), one pass defended and brought down Giants QB Eli Manning for an eight-yard loss.

## 2018 INDIVIDUAL COMPARISON

### TEXANS

### GIANTS

#### PASSING YARDS

Deshaun Watson	486	Eli Manning	503
----------------	-----	-------------	-----

#### RUSHING YARDS

Lamar Miller	166	Saquon Barkley	134
Deshaun Watson	84	Jonathan Stewart	9
Alfred Blue	72	Eli Manning	6

#### RECEIVING YARDS

DeAndre Hopkins	188	Odell Beckham Jr.	162
Will Fuller V	113	Saquon Barkley	102
Bruce Ellington	82	Evan Engram	85

#### POINTS SCORED

Ka'imi Fairbairn	13	Aldrick Rosas	16
Four players	6	Evan Engram	6
		Saquon Barkley	6

#### INTERCEPTIONS

Tyrann Mathieu	1	Janoris Jenkins	1
----------------	---	-----------------	---

#### SACKS

D.J. Reader	2.0	Kerry Wynn	0.5
Duke Ejirofor	1.0	B.J. Goodson	0.5

#### DEFENSIVE TACKLES

Zach Cunningham	15	Janoris Jenkins	13
Kareem Jackson	14	Alec Ogletree	13
Benardrick McKinney	12	Landon Collins	11

#### SPECIAL TEAMS TACKLES

Peter Kalambayi	1	Kerry Wynn	2
Zach Cunningham	1	Six players	1
Brian Peters	1		

#### KICKOFF RETURNS (Avg.)

Tyler Ervin	31.2	Cody Lattimer	23.7
-------------	------	---------------	------

#### PUNT RETURNS (Avg.)

Tyler Ervin	7.5	Kaelin Clay	3.0
-------------	-----	-------------	-----

#### FIELD GOALS

Ka'imi Fairbairn	3/4, 75.0%	Aldrick Rosas	5/5, 100.0%
------------------	------------	---------------	-------------

#### PUNTING (GROSS/NET Avg.)

Trevor Daniel	39.4/37.2	Riley Dixon	46.1/41.5
---------------	-----------	-------------	-----------

# TEXANS-GIANTS MATCHUP INFORMATION

## 2018 OFFENSIVE STATISTICAL COMPARISON

	HOU	Rnk	NYG	Rnk
Yards / Game	381.0	13	289.5	28
Yards / Play	5.73	15	4.49	29
Rushing Yards / Game	157.5	1	74.5	28
Rushing Yards / Play	5.25	3	3.73	24
Passing Yards / Game	223.5	21	215.0	24
Passing Yards / Play	6.12	20	4.83	28
Interception Rate	3.03 %	21	1.23 %	7
Sacks / Pass Attempt	10.61 %	27	9.88 %	25
First Downs / Game	21.0	16t	16.0	29
Punt Return Avg	7.5	13t	3.0	27
Kickoff Return Avg	31.2	5	23.7	14
Field Goals Made	75.00 %	19t	100.00 %	1t
3rd Down Pct	31.82 %	25	40.00 %	11t
4th Down Pct	0.00 %	18t	50.00 %	10t
Red Zone Pct	33.33 %	27t	25.00 %	31
Goal to Go Pct	66.67 %	14t	0.00 %	31t
Avg Time of Possession	29:14	21	31:21	8
Points/Game	18.5	26	14.0	29t

## 2018 DEFENSIVE STATISTICAL COMPARISON

	HOU	Rnk	NYG	Rnk
Yards / Game	336.0	12	301.5	6
Yards / Play	5.21	10	5.38	15
Rushing Yards / Game	111.0	21	137.5	29
Rushing Yards / Play	3.42	5	5.19	29
Passing Yards / Game	225.0	12	164.0	2
Passing Yards / Play	7.03	23	5.56	7
Interception Rate	1.64 %	21	1.72 %	19t
Sacks / Pass Attempt	4.92 %	23	1.72 %	32
First Downs / Game	19.0	11t	16.5	3t
Punt Return Avg	1.0	4	3.3	9
Kickoff Return Avg	19.0	8t	22.5	14
3rd Down Pct	31.03 %	6	30.43 %	4t
4th Down Pct	100.00 %	25t	100.00 %	25t
Red Zone Pct	66.67 %	20t	40.00 %	6t
Goal to Go Pct	100.00 %	23t	100.00 %	23t
Points / Game	23.5	19	20.0	10
Point Differential / Game	-5.0	26t	-6.0	28
Yard Differential / Game	45.0	10	-12.0	18

## TEXANS BIG DAYS AGAINST THE GIANTS

RB **LAMAR MILLER** recorded 89 yards rushing on 12 carries (7.4 avg) and two touchdowns as a member of the Miami Dolphins vs. the N.Y. Giants in Week 14 of the 2015 season.

CB **SHAREECE WRIGHT** tallied two total tackles, three passes defended and intercepted Giants QB Eli Manning as a member of the San Diego Chargers in Week 14 of the 2013 season.

WR **DEANDRE HOPKINS** hauled in six passes for 116 yards (19.3 avg.) in his lone career game against the Giants on Sept. 21, 2014.

S **KAREEM JACKSON** registered five solo stops, one pass defended and intercepted Giants QB Eli Manning on Oct. 10, 2010.

In one career game against the Giants, DE **J.J. WATT** recorded seven total tackles (five solo), 1.0 sack, two tackles for loss and one pass defended.

## TEXANS CAREER STATS VS. GIANTS

### PASSING

Player	G	A-C-I	Pct.	Yds	TD	Sk/Lst	Rtg
B. Weeden	1	35-22-2	62.9	291	2	0/0	84.3

### RUSHING


Player	G	Att.	Yds	Avg.	Lg	TD
L. Miller	1	12	89	7.4	38t	2
A. Blue	1	13	78	6.0	46	0

### RECEIVING

Player	G	Rec.	Yds	Avg.	Lg	TD
D. Hopkins	1	6	116	19.3	49	0
B. Ellington	1	2	39	19.5	30	0

### DEFENSE

Player	G	S	A	Tot	Sk	Yds	INT	PD	FF	FR
T. Mathieu	2	6	2	8	0.0	0	0	0	0	0
K. Jackson	2	7	0	7	0.0	0	1	2	0	0
J. Watt	1	5	2	7	1.0	8	0	1	0	0
J. Joseph	1	6	1	7	0.0	0	0	1	0	0
W. Mercilus	1	3	2	5	0.0	0	0	0	0	0
S. Wright	2	4	0	4	0.0	0	1	4	0	0
A. Colvin	1	3	1	4	0.0	0	0	1	0	1
K. Webster	2	2	1	3	0.0	0	0	0	0	0
J. Bademosi	2	0	0	0	0.0	0	0	1	0	0



Texans WR DeAndre Hopkins notched six receptions for 116 yards (19.3 avg.) in his lone career game against the Giants in Week 3 of the 2014 season.



# THE LAST TIME THEY MET



17

## 2014 WEEK 3

Houston Texans 17, New York Giants 30

77,462 MetLife Stadium East Rutherford, N.J. Sep 21, 2014



30

Houston Texans	0	0	10	7	—	17
New York Giants	0	14	3	13	—	30

### Scoring Drives

TEAM	QTR	TIME	SCORING PLAY	HOU	NYG
Giants	2	03:30	V. Cruz: 26-yard pass from E. Manning (J. Brown kick) (9-83, 4:23)	0	7
Giants	2	01:10	R. Jennings: 1-yard run (J. Brown kick) (3-2, 0:41)	0	14
Giants	3	10:50	J. Brown: 39-yard FG (6-24, 2:34)	0	17
Texans	3	06:13	R. Bullock: 27-yard FG (9-71, 4:30)	3	17
Texans	3	02:21	D. Johnson: 44-yard pass from R. Fitzpatrick (R. Bullock kick) (4-93, 2:03)	10	17
Giants	4	12:22	J. Brown: 29-yard FG (10-66, 4:54)	10	20
Giants	4	09:34	D. Fells: 9-yard pass from E. Manning (J. Brown kick) (3-29, 1:06)	10	27
Giants	4	05:37	J. Brown: 31-yard FG (7-16, 3:39)	10	30
Texans	4	02:05	R. Fitzpatrick: 1-yard run (R. Bullock kick) (8-80, 3:33)	17	30

### Houston Texans

PASSING	ATT	CP	YDS	SK/YD	TD	LG	INT	QBR
Ryan Fitzpatrick	34	20	289	2/7	1	49	3	59.6
Shane Lechler	1	1	10	0/0	0	10	0	108.3
TOTAL	35	21	299	2/7	1	49	3	84.0

RUSHING	ATT	YDS	AVG	LG	TD
Alfred Blue	13	78	6.0	46	0
Ryan Fitzpatrick	7	34	4.9	8	1
Jonathan Grimes	1	5	5.0	5	0
Ronnie Brown	3	2	0.7	1	0
Damaris Johnson	1	0	0.0	0	0
TOTAL	25	119	4.8	46	1

RECEIVING	NO	YDS	AVG	LG	TD
DeAndre Hopkins	6	116	19.3	49	0
Garrett Graham	5	41	8.2	11	0
Andre Johnson	4	24	6.0	11	0
Damaris Johnson	2	56	28.0	44t	1
Alfred Blue	1	10	10.0	10	0
Jonathan Grimes	1	31	31.0	31	0
Keshawn Martin	1	16	16.0	16	0
Ronnie Brown	1	5	5.0	5	0
TOTAL	21	299	14.2	49	1

TOP DEFENSE	TOT	SOLO	AST	SCK	YDS	INT
Brian Cushing	17	8	9	0.0	0.0	0
Kendrick Lewis	12	11	1	0.0	0.0	0
J.J. Watt	7	5	2	1.0	8.0	0
TOTAL	36	24	12	1.0	1.0	0

FIELD GOALS	FGA/FGM	PERCENT
Randy Bullock	1-1	100.0
TOTAL	1-1	100.0

### New York Giants

PASSING	ATT	CP	YDS	SK/YD	TD	LG	INT	QBR
Eli Manning	28	21	234	1/8	2	61	0	123.2
TOTAL	28	21	234	1/8	2	61	0	123.2

RUSHING	ATT	YDS	AVG	LG	TD
Rashad Jennings	34	176	5.2	18	1
Andre Williams	6	18	3.0	5	0
Steve Weatherford	1	0	0.0	0	0
Eli Manning	1	-1	-1.0	-1	0
TOTAL	42	193	4.6	18	1

RECEIVING	NO	YDS	AVG	LG	TD
Larry Donnell	6	45	7.5	18	0
Rueben Randle	5	27	5.4	9	0
Victor Cruz	5	107	21.4	61	1
Preston Parker	3	33	11.0	13	0
Daniel Fells	2	22	11.0	13	1
TOTAL	21	234	11.1	61	2

TOP DEFENSE	TOT	SOLO	AST	SCK	YDS	INT
Jameel McClain	11	9	2	0.5	3.0	0
Jason Pierre-Paul	7	6	1	0.0	0.0	0
Prince Amukamara	6	4	2	0.0	0.0	1
TOTAL	24	19	5	0.5	3.0	1

FIELD GOALS	FGA/FGM	PERCENT
Josh Brown	3-3	100.0
TOTAL	3-3	100.0

### Team Statistics

	Texans	Giants
First Downs	20	26
Total Net Yards	411	419
Rushes/Net Yards	25/119	42/193
Net Passing	292	226
Pass Attempts/Completions	35/21	28/21
Had Intercepted	3	0
Sacked/Yards Lost	2/7	1/8
Punts/Average	5/41.0	4/39.8
Penalties/Yards	5/40	4/31
Fumbles/Lost	1/0	2/1
Possession Time	27:26	32:34

## TEXANS-GIANTS CONNECTIONS

### FORMER GIANTS ON THE TEXANS

- Assistant Head Coach/Defensive Coordinator **Romeo Crennel** began his NFL coaching career as a special teams/defensive assistant for the New York Giants in 1981-82. **Crennel** served as special teams coordinator for the Giants from 1983-89 and later coached New York's defensive line from 1990-92. During his tenure with the Giants, the club qualified for the playoffs six times, claiming wins in Super Bowls XXI and XXV



Texans Assistant Head Coach/Defensive Coordinator Romeo Crennel began his NFL coaching career with the Giants and helped capture victories in Super Bowls XXI and XXV. (Bill Kastroun/Associated Press)

- Quarterbacks Coach **Sean Ryan** began his NFL coaching career as an offensive quality control coach for the Giants from 2007-09. **Ryan** would later coach wide receivers for New York from 2010-11, before coaching quarterbacks from 2012-13 and transitioning back to wide receivers from 2014-15. During **Ryan's** nine seasons in New York, the Giants captured three division titles and victories in Super Bowls XLII and XLVI

### FORMER TEXANS ON THE GIANTS

- Giants LB **Connor Barwin** was a second-round selection by Texans in the 2009 NFL Draft. **Barwin** tallied 106 total tackles (80 solo), 19.0 sacks and 29 tackles for loss over four seasons and helped the Texans capture their first AFC South title in franchise history

### TEXANS WITH N.Y. — N.J. CONNECTIONS

- **Born in New York or New Jersey:** T Julién Davenport (Paulsboro, N.J.), LS **Jon Weeks** (Bethpage, N.Y.), Quarterbacks Coach **Sean Ryan** (Hudson Falls, N.Y.), Defensive Line Coach **Anthony Weaver** (Saratoga Springs, N.Y.)
- **Attended college in New York or New Jersey:** Quarterbacks Coach **Sean Ryan** (Hamilton College)

- **Coached college in New York or New Jersey:** Quarterbacks Coach **Sean Ryan** (Columbia, Albany, Colgate and Siena College), Running Backs Coach **Danny Barrett** (Buffalo), Wide Receivers Coach **John Perry** (Hofstra), Assistant Strength and Conditioning Coach **Jason George** (Fordham)

### GIANTS WITH TEXAS CONNECTIONS

- **Born in Texas:** WR **Russell Shepard** (Houston), S **Michael Thomas** (Houston), Assistant Offensive Line Coach **Ben Wilkerson** (Port Arthur)
- **Played College in Texas:** G **Will Hernandez** (UTEP), C **Evan Brown** (SMU), Special Teams Coordinator **Thomas McGaughey** (Houston)
- **Coached College in Texas:** Special Teams Coordinator **Thomas McGaughey** (Houston)

### HOMETOWN

- Texans S **Tyrann Mathieu**, Giants WR **Odell Beckham Jr.**, Giants QB **Eli Manning** and Giants S **Landon Collins** are all natives of New Orleans
- Texans WR **Will Fuller V** and Giants CB **Eli Apple** both hail from Philadelphia
- Texans QB **Brandon Weeden** and Giants WR **Sterling Shepard** are both Oklahoma City natives

### COLLEGE

- Texans QB **Deshaun Watson**, DE **Carlos Watkins** and NT **D.J. Reader** played with Giants RB **Wayne Gallman** and ILB **B.J. Goodson** at Clemson from 2014-15 including an appearance in the 2015 College Football Playoff National Championship. **Watson** and **Gallman** would return to capture the College Football Playoff National Championship in 2016



Texans QB Deshaun Watson and Giants RB Wayne Gallman helped the Clemson Tigers claim the 2016 College Football Playoff National Championship with a 35-31 victory over the Alabama Crimson Tide.



## COLLEGE (CONT.)

- Texans S **Tyrann Mathieu** and RB **Alfred Blue** were teammates with Giants WR **Odell Beckham Jr.** and WR **Russell Shepard** at LSU from 2010-11



Texans S Tyrann Mathieu (top left), RB Alfred Blue (top right), Giants WR Odell Beckham Jr. (bottom left) and WR Russell Shepard (bottom right) led the LSU Tigers to an SEC title and an appearance in the 2011 BCS National Championship Game.

- Texans RB **Lamar Miller**, Giants OLB **Olivier Vernon** and Giants OLB **Ray-Ray Armstrong** were all teammates at Miami (Fla.) from 2010-11
- Texans CB **Aaron Colvin** and Giants WR **Sterling Shepard** were teammates at Oklahoma from 2012-13
- Texans RB **Tyler Ervin** and Giants FB **Shane Smith** shared a backfield at San Jose State from 2014-15
- Texans CB **Johnson Bademosi** and Giants S **Michael Thomas** were teammates on the same defense at Stanford from 2008-11
- Texans S **A.J. Moore** and Giants TE **Evan Engram** played together at Ole Miss from 2014-16



Texans CB Aaron Colvin (left) and Giants WR Sterling Shepard (right) led the Sooners to a 21-5 record over two seasons together at Oklahoma, including a 45-31 victory over Alabama in the 2014 Sugar Bowl.

- Texans CB **Shareece Wright** played with Giants TE **Rhett Ellison** at Southern California from 2009-10
- Texans T **Roderick Johnson** and Giants DE **Mario Edwards** were teammates at Florida State in 2014
- Texans ILB **Zach Cunningham** and Giants C **Spencer Pulley** played together at Vanderbilt from 2014-15
- Giants Special Teams Coordinator **Thomas McGaughey** served in the same role at LSU in 2011 when Texans S **Tyrann Mathieu** returned 27 punts for 421 yards (15.6 avg.) and two touchdowns for the Tigers
- Texans Quarterbacks Coach **Sean Ryan** and Giants Linebackers Coach **Bill McGovern** coached together at Boston College from 2001-02

## PROFESSIONAL

- Texans RB **Lamar Miller** played with Giants OLB **Olivier Vernon** and S **Michael Thomas** for the Dolphins from 2013-15
- Texans QB **Joe Webb III** and Giants RB **Jonathan Stewart** played together in Carolina from 2014-16
- Texans CB **Johnson Bademosi** was teammates with Giants G **John Greco** in Cleveland from 2012-15 and teammates with Giants T **Nate Solder** in New England last season
- Texans S **Tyrann Mathieu** and Giants OLB **Kareem Martin** were teammates for the Cardinals from 2014-17
- Texans CB **Kayvon Webster** played with Giants LB **Connor Barwin** and LB **Alec Ogletree** on the same defense for the Los Angeles Rams in 2017
- Texans CB **Kayvon Webster** was teammates with Giants WR **Cody Lattimer** in Denver from 2014-16, including a victory in Super Bowl 50
- Texans Senior Defensive Assistant/Outside Linebackers Coach **John Pagano** and Giants Offensive Line Coach **Hal Hunter** coached on the San Diego Chargers' staff together from 2006-12
- Texans WR **Bruce Ellington** returned kickoffs for the 49ers in 2015 when Giants Special Teams Coordinator **Thomas McGaughey** held the same role in San Francisco
- Giants Offensive Coordinator **Mike Shula** coached Texans QB **Joe Webb III** in Carolina from 2014-16. Giants Special Teams Coordinator **Thomas McGaughey** also coached **Webb III** with the Panthers in 2016
- Giants Defensive Coordinator **James Bettcher** was Texans S **Tyrann Mathieu**'s defensive coordinator in Arizona from 2015-17, while Giants Assistant Special Teams Coach **Anthony Blevins** coached **Mathieu** with the Cardinals from 2013-17



# PLAYER QUICK NOTES



Texans QB Deshaun Watson set NFL records for most passing touchdowns (19) through a player's first seven career games and most passing touchdowns (18 in Weeks 3-8) by a rookie over any five-game span in NFL history in 2017. Watson also recorded three games with four-or-more passing touchdowns, joining Fran Tarkenton as the only rookies in NFL history to do so.

## QUARTERBACKS (3)

### 3 BRANDON WEEDEN 6-3 227 7th season Oklahoma State

Seventh-year pro is in his third season with the Texans...Signed by the Texans as an unrestricted free agent on March 29, 2018...As a rookie with the Browns, started 15 games and threw for 3,385 yards, a Browns rookie record, and 14 touchdowns while completing 57.4 percent of his passes...Started 20-of-23 games in Cleveland (2012-2013) after being drafted 22nd overall in the 2012 NFL Draft.

### 4 DESHAUN WATSON 6-2 215 2nd season Clemson

Matched Dan Marino and Marc Bulger for the second-most games with multiple passing touchdowns through a player's first nine career games (six)...Set NFL records for most passing touchdowns (19) through a player's first seven career games and most passing touchdowns (18 in Weeks 3-8) by a rookie over any five-game span in NFL history...Recorded three games with four-or-more passing touchdowns, joining Fran Tarkenton as the only rookies in NFL history to do so...Selected with the 12th overall pick of the 2017 NFL Draft...Led Clemson to back-to-back national championship appearances, lifting the Tigers to their second-ever title following the 2016 season.

### 5 JOE WEBB III 6-4 231 9th season Alabama-Birmingham

Ninth-year pro is in the midst of his first season with the Texans after signing as an unrestricted free agent on April 5, 2018...Only player in NFL history to attempt 150-or-more passes, record 50-or-more rushes, catch five-or-more passes, produce 10-or-more special teams tackles and return 10-or-more kickoffs...Has the most kick return yards (401) by a quarterback with more than 10 career pass attempts in NFL history...Contributed on special teams in all 16 games for Buffalo in 2017 and led the Bills to victory in overtime vs. Indianapolis in Week 14...Originally selected by the Minnesota Vikings in the sixth round (199th overall) of the 2010 NFL Draft.

## RUNNING BACKS (4)

### 21 TYLER ERVIN 5-10 182 3rd season San Jose State

Currently leads the NFL in kick return average (31.2) among players with five-or-more kickoff returns through the first two weeks of the 2018 season...Finished eighth in the NFL and third in the AFC in punt return average (9.7) as a rookie in 2016...Selected by the Texans in the fourth round (119th overall) of the 2016 Draft...San Jose State career record holder for all-purpose yardage (6,146), kickoff return yardage (2,374), kickoff returns (101) and kickoff returns for a touchdown (three).

### 26 LAMAR MILLER 5-10 221 7th season Miami (Fla.)

Currently ranks fourth in the NFL in rushing yards (166) through two weeks...Ranks second in the AFC and fifth in the NFL with 3,932 rushing yards over the past four seasons (2014-17)...Fifth among all NFL running backs in scrimmage yards since 2014...Joined WR Antonio Brown, WR Julio Jones and RB Frank Gore as the only players to gain 1,200-or-more yards from scrimmage in each of the last four seasons...Signed by the Texans on March 10, 2016 after playing four previous seasons with the Dolphins...

### 28 ALFRED BLUE 6-2 229 5th season LSU

Ranks fifth in Texans history with 1,980 career rushing yards...Passed RB Ben Tate (2,279) for the ninth-most career scrimmage yards in franchise history...Set single-season career highs in rushing yards (698), carries (183) and 100-yard rushing games (three), while tying his personal-best in rushing touchdowns (two) in 2015...As a rookie in 2014, became the first player in franchise history with a rushing, receiving and return touchdown in the same season...Set the franchise record for carries in a game (36) on Nov. 16, 2014...Drafted by the Texans in the sixth round of the 2014 NFL Draft.

### 38 BUDDY HOWELL 6-1 218 Rookie Florida Atlantic

Originally signed with the Miami Dolphins as a college free agent following the 2018 NFL Draft...Claimed off waivers by the Texans on Sept. 2, 2018...Recorded 2,424 yards rushing on 463 carries (5.2 avg.) and 22 touchdowns during a four-year career at Florida Atlantic...Caught 10 passes for 96 yards in his collegiate career.

## WIDE RECEIVERS (6)

### 10 DeANDRE HOPKINS 6-1 212 6th season Clemson

Ranks second in franchise history with 6,053 yards receiving, 37 receiving touchdowns and 427 career receptions...Became the third-youngest wide receiver in NFL history to reach 6,000 career receiving yards at 26 years, three months and 10 days old (behind only Randy Moss and Larry Fitzgerald) and the second-youngest wide receiver in NFL history to 350 receptions at 25 years, four months and three days old (behind only Fitzgerald)...Set single-season franchise records for touchdown receptions (13) and games with at least one touchdown reception (10) in 2017...Currently the Texans all-time leader in yards per reception at 14.1...Earned AP NFL All-Pro First Team honors and started the 2017 Pro Bowl after leading the NFL in touchdown receptions...Drafted in 2013 with the 27th overall pick.

### 12 BRUCE ELLINGTON 5-9 195 5th season South Carolina

Set single-season career highs in receptions (29), receiving yards (330) and tied his career high in touchdowns (two) in 11 games in 2017...Originally selected by the San Francisco 49ers with the sixth pick in the fourth round (106th overall) of the 2014 NFL Draft...Played basketball and football at South Carolina...Averaged 11.2 points per game and earned All-SEC Freshman Team honors for his performance on the hardwood...Earned first-team All-SEC as a wide receiver and return specialist for the Gamecocks as a junior.

### 15 WILL FULLER V 6-0 184 3rd season Notre Dame

Scored a touchdown on seven of his first 11 receptions of the 2017 season...Since 1991, no player in the NFL has reached seven receiving touchdowns on fewer receptions in a season...Led the NFL with three games of two-or-more receiving touchdowns in 2017...Tied for 19th in the NFL in receiving touchdowns and was the only player in the top-30 of receiving touchdowns with fewer than 11 games played...Selected by the Texans with the 21st overall pick in the 2016 NFL Draft...Had 144 catches for 2,512 receiving yards and 30 touchdowns in his Fighting Irish career.

### 16 KEKE COUTEE 5-11 187 Rookie Texas Tech

Selected with the third pick in the fourth round (103rd overall) of the 2018 NFL Draft...Caught 159 passes for 2,424 yards and 17 touchdowns in 38 career games at Texas Tech...Led the Big 12 in all-purpose yards per game (135.3) and ranked second for receiving yards, receiving yards per game and receptions per game in 2017...Attended the same high school as NFL WR Dez Bryant in Lufkin, Texas.



For the first time in his career, Texans RB Lamar Miller will face his former team, the Miami Dolphins, on Thursday Night Football in Week 8. Miller ran for 2,930 yards in four seasons with the Dolphins (2012-15) before joining the Texans.



# PLAYER QUICK NOTES

## 17 VYNCINT SMITH 6-3 202 Rookie Limestone

Joined the Texans as a college free agent following the 2018 NFL Draft...Became the first rookie college free agent to start for the Texans Week 1 in franchise history...Totaled 153 receptions for 2,371 yards and 11 touchdowns in 30 career games at Limestone College in Gaffney, S.C...Earned second-team All-South Atlantic Conference in 2017.

## 18 SAMMIE COATES JR. 6-1 213 4th season Auburn

Appeared in 12 games for the Cleveland Browns in 2017, recording six catches for 70 yards...Set career highs in receptions (21), receiving yards (435) and touchdowns (two) in 14 games played for the Pittsburgh Steelers in 2016...Originally selected in the third round of the 2015 NFL Draft by the Steelers...Posted an Auburn Iron Bowl-record 206 yards receiving at Alabama on five receptions in 2014.



Texans WR Will Fuller V scored a touchdown on seven of his first 11 receptions of the 2017 season. Since 1991, no player has reached seven touchdowns on fewer receptions in a season.

## TIGHT ENDS (3)

### 83 JORDAN THOMAS 6-5 277 Rookie Mississippi State

Selected with the 37th pick in the sixth round (211th overall) of the 2018 NFL Draft...Caught 31 passes for 311 yards and four touchdowns in 25 career games at Mississippi State...Saw most of his action at wide receiver, but also played tight end for the Bulldogs...Prior to Mississippi State, played tight end, offensive tackle and defensive end at East Central Community College in Decatur, Miss.

### 84 RYAN GRIFFIN 6-6 264 6th season Connecticut

Holds the second-most receptions by a tight end (113) and third-most receiving yards by a tight end (1,205) in franchise history...Set single-season career highs in receptions (50) and receiving yards (442) and tied his career high in receiving touchdowns (two) and games played (16) in 2016...Has registered career totals of 112 receptions for 1,186 yards and seven touchdowns (2013-17)...Originally selected in the sixth round of the 2013 NFL Draft.

### 88 JORDAN AKINS 6-4 243 Rookie Central Florida

Selected with the 34th pick in the third round (98th overall) of the 2018 NFL Draft...Compiled 1,149 receiving yards and eight touchdowns in 41 collegiate games...Also returned punts and kicks for the Knights...Selected by the Texas Rangers in the third round of the 2010 MLB Draft as an outfield prospect...Hit 24 home runs and stole 42 bases in 321 minor league games before attending Central Florida.

## GUARDS (2)

### 64 SENIO KELEMETE 6-3 301 6th season Washington

Signed by the Texans as an unrestricted free agent on March 15, 2018...Appeared in all 16 games, starting eight at three different positions along the offensive line for New Orleans in 2017...Was part of a Saints offensive unit that ranked second in the NFL in total yards per game last season...Has played in 58 career games (22 starts). Originally drafted by the Arizona Cardinals in the fifth round of the 2012 NFL Draft.

### 73 ZACH FULTON 6-5 321 5th season Tennessee

Signed by the Houston Texans as an unrestricted free agent on March 15, 2018...Played in 15 games, starting 12 at three different positions along the offensive line for Kansas City in 2017...Started at center in the AFC Wild Card Playoff vs. Tennessee...Has appeared in 63 career games with 46 starts...Originally selected by the Chiefs in the sixth round of the 2014 NFL Draft.

## CENTERS (2)

### 65 GREG MANCZ 6-4 302 4th season Toledo

Played in 10 games with five starts at guard and two at center in 2017...Started all 16 regular season games and both postseason contests in 2016, making him the only Texans lineman to start every game of the year...Signed by the Texans as a rookie free agent following the 2015 NFL Draft...Played four seasons (2011-14) at the University of Toledo and named second-team All-America by the Football Writers Association of America.

### 66 NICK MARTIN 6-4 295 3rd season Notre Dame

Made his NFL debut and started 14 games at center in 2017...Placed on the Reserve/Injured list on Aug. 30 and missed the entire 2016 season...Selected by the Texans with the 19th pick in the second round (50th overall) of the 2016 NFL Draft...Played four seasons (2012-15) at the University of Notre Dame, appearing in 50 games (37 starts).

## TACKLES (4)

### 63 RODERICK JOHNSON 6-6 306 2nd season Florida State

Claimed off waivers by the Texans on June 20, 2018...Originally selected by the Cleveland Browns with the 16th pick in the fifth round (160th overall) of the 2017 NFL Draft...Two-time Jacobs Blocking Trophy recipient, awarded to the ACC's best blocker...Earned All-America and first-time All-ACC recognition in 2015 and 2016.

### 70 JULIÉN DAVENPORT 6-7 325 2nd season Bucknell

Appeared in 11 games with four starts as a rookie in 2017...Selected in the fourth round of the 2017 NFL Draft...Highest selection of a Bucknell player since 1966 and first Bison drafted since 1969...Earned three first-team All-Patriot League honors and was first-team All-FCS in 2016...Two-time team captain who started all 44 games from 2013-16.

### 74 KENDALL LAMM 6-6 299 4th season Appalachian State

Appeared in 10 games (four starts) in 2017...Started at left tackle in the season opener vs. Jacksonville...Has played in 40 career regular season games and three postseason contests during his Texans career...Signed by the Texans as a college free agent on May 8, 2015...As a senior at Appalachian State in 2014, earned All-Sun Belt Conference first-team honors.

### 75 MARTINAS RANKIN 6-5 311 Rookie Mississippi State

Selected with the 16th pick of the third round (80th overall) in the 2018 NFL Draft...Earned first-team All-SEC honors as a senior in 2017 and was awarded the Kent Hull Trophy as the state of Mississippi's top offensive lineman...Led an offensive line which allowed the fewest sacks in the SEC and fifth-fewest in the nation (13) in 2017.



Texans C Nick Martin will face off against his brother, Cowboys G Zack Martin, in Week 5 of the regular season when Houston takes on Dallas at NRG Stadium.

# PLAYER QUICK NOTES

## DEFENSIVE ENDS (5)

**91 CARLOS WATKINS 6-3 297 2nd season Clemson**  
Tallied 21 total tackles (nine solo), three tackles for loss and one pass defended in 12 games as a rookie in 2017...Selected in the fourth round (142nd overall) of the 2017 NFL Draft...Was a two-time first-team All-ACC selection and a second-team AP All-American in 2016...Had 191 total tackles, 26 tackles for loss and 14.0 sacks over 53 games (30 starts) from 2012-16...His 10.5 sacks in 2016 are the most ever by a Clemson defensive tackle...Was a starter on the 2016 Clemson national championship team...Played and roomed with Texans NT D.J. Reader at Clemson.

**93 JOEL HEATH 6-6 302 3rd season Michigan State**  
Recorded 24 total tackles (17 solo), 1.0 sack, one tackle for loss and one quarterback hit in 13 games with nine starts in 2017...Started six games as a rookie, which marked the most by an undrafted rookie defensive lineman in team history...Became the first undrafted rookie in franchise history and only undrafted rookie in the NFL with 2.0 sacks in a game in 2016...Signed by the Texans as a college free agent following the 2016 NFL Draft...Had 60 career total tackles, including 10.5 for loss and 4.5 sacks in four years at Michigan State (2012-15).

**95 CHRISTIAN COVINGTON 6-2 310 4th season Rice**  
Compiled 16 total tackles (10 solo), two quarterback hits, 1.0 sack, one tackle for loss and one forced fumble in seven games in 2017...Placed on the Reserve/Injured list on Oct. 31...Played in all 16 games (five starts) and both postseason games in 2016 and recorded 1.0 sack, one pass defended, two quarterback hits and two tackles for loss...Appeared in all 16 games as a rookie in 2015, tallying eight total tackles, four tackles for loss, four quarterback hits and 2.0 sacks...Selected by the Texans in the sixth round (216th overall) of the 2015 NFL Draft.

**97 ANGELO BLACKSON 6-4 319 4th season Auburn**  
Amassed nine total tackles (eight solo), one pass defended and one quarterback hit in nine games in 2017...Spent the first eight weeks of the season on the Patriots practice squad before joining the Texans...Originally selected by the Tennessee Titans with the first pick of the fourth round in the 2015 NFL Draft...Was on the field for the famous "kick-six" play during the 2013 Iron Bowl.

**99 J.J. WATT 6-5 288 7th season Wisconsin**  
Honored as the 2017 Walter Payton Man of the Year and the 2017 Sports Illustrated Person of the Year after raising more than \$37 million for Hurricane Harvey relief for Houston...Three-time Associated Press and PFWA NFL Defensive Player of the Year (2012, 2014, 2015)...Four-time Associated Press First-Team All-Pro (2012-15)...Four-time Pro Bowl selection (2012-15) and 2014 Pro Bowl Captain...Has recorded 76.0 sacks (most in franchise history), 13 fumble recoveries, 16 forced fumbles and 47 passes defended in his career...Leads the NFL with 221 quarterback hits and 138 tackles for loss and ranks second in the NFL in sacks since entering the league in 2011...Has recorded three career 15.0-sack seasons (2012, 2014, 2015), which is tied for the second-most in the NFL since 1982...Appeared in five games in 2017 before being placed on the Reserve/Injured list on Oct. 11. Played in three games in 2016 before being placed on the Reserve/Injured list on Sept. 28...Totaled 76 tackles, 17.5 sacks, 29 tackles for loss, 50 quarterback hits, one fumble recovery and three forced fumbles in 2015...First defensive lineman since 1944 with five touchdowns in a season...Fourth player in NFL history with an interception return, fumble recovery and receiving touchdowns in the same season...The 11th overall pick in 2011.

## NOSE TACKLES (2)

**92 BRANDON DUNN 6-2 310 3rd season Louisville**  
Set single-season career highs for total tackles (26), tackles for loss (three), quarterback hits (two), fumble recoveries (one) and games played (16) in 2017...Appeared in two games for the Texans in 2016 after spending most of the season on the practice squad...Appeared in the final 12 games with the Texans in 2015, including the Wild Card Game vs. Kansas City (1/9/16).

**98 D.J. READER 6-3 347 3rd season Clemson**  
Set single-season career highs in total tackles (47), solo tackles (23), quarterback hits (six), tackles for loss (three) and games started (14) in 2017...Ranked second among all NFL nose tackles in total tackles last season...Appeared in all 16 games with seven starts as a rookie in 2016...Selected by the Texans with the 27th pick in the fifth round (166th overall) of the 2016 NFL Draft...Played four seasons at Clemson (2012-15), recording 145 total tackles, nine tackles for loss and 5.0 sacks. Played and roomed with Texans DE Carlos Watkins while at Clemson...Also, was a pitcher on Clemson's baseball team.

## OUTSIDE LINEBACKERS (5)

**53 DUKE EJIOFOR 6-4 255 Rookie Wake Forest**  
Selected with the third pick in the sixth round (177th overall) of the 2018 NFL Draft...The Houston native ranks third in Wake Forest history in career sacks and sixth in career tackles for loss...Tallied 128 total tackles (76 solo), 23.5 sacks, 41 tackles for loss, six pass breakups, two forced fumbles, two fumble recoveries and an interception in 42 career games for the Demon Deacons.

**57 BRENNAN SCARLETT 6-4 263 3rd season Stanford**  
Set single-season career highs in total tackles (26), sacks (2.0), passes defended (one), quarterback hits (three), tackles for loss (six), games played (11) and games started (five) despite missing the final five weeks of the 2017 season...Appeared in seven regular season games and both postseason contests as a rookie in 2016...Spent Weeks 7-14 on the Reserve/Injured list in 2016...Signed by the Texans as a college free agent following the 2016 NFL Draft.

**58 PETER KALAMBAYI 6-3 254 Rookie Stanford**  
Selected with the 40th pick in the sixth round (214th overall) of the 2018 NFL Draft...Tallied 190 total tackles (111 solo), 18.5 sacks, 28 tackles for loss, eight pass breakups, two forced fumbles and an interception in 54 career games played over four seasons at Stanford...Elected team captain by teammates in both junior and senior years.

**59 WHITNEY MERCILUS 6-4 258 7th season Illinois**  
Named Associated Press Second Team All-Pro in 2016...Ranks third in franchise history with 37.5 sacks...Franchise postseason sack leader with 6.0...Has 10 career games with 2.0-or-more sacks...Became the first player in franchise history and the fifth player in the NFL since 1982 to post two games with 3.5-or-more sacks in a season in 2015...Recorded the most sacks (3.0) in a postseason game in Texans history (Wild Card Game vs. Kansas City 1/9/16)...Resigned with the Texans on May 5, 2015...Tied the franchise rookie record with 6.0 sacks in 2012...2012 first-round pick.

**90 JADEVEON CLOWNEY 6-5 255 5th season South Carolina**  
Named to the Pro Bowl for a second consecutive season...Earned 2017 PFWA All-AFC Team honors...Set single-season career highs in sacks (9.5), tackles for loss (21), quarterback hits (21), forced fumbles (two), fumble recoveries (two), total tackles (59), sack yards (67), games played (16) and games started (16) in 2017...Named to the 2016 Pro Bowl and earned 2016 Associated Press Second Team All-Pro honors...Recorded 52 total tackles, 6.0 sacks, 16 tackles for loss and 17 quarterback hits in 2016...Played in 13 games (nine starts) during the 2015 season, recording 40 total tackles, eight quarterback hits, eight tackles for loss, 4.5 sacks and a forced fumble...Selected by teammates as the 2015 Ed Block Courage Award winner...No. 1 overall pick in the 2015 NFL Draft...Two-time All-American in college.

## INSIDE LINEBACKERS (4)

**41 ZACH CUNNINGHAM 6-3 238 2nd season Vanderbilt**  
Finished second on the team with 82 total tackles (45 solo), six passes defended, five tackles for loss, two quarterback hits, 1.5 sacks and one forced fumble in 16 games as a rookie in 2017...Finished tied for second among all NFL rookies in total tackles in 2017...First player in franchise history to record 80 total tackles and eight special teams tackles in a single season...Drafted 57th overall in the 2017 NFL Draft...Two-time first-team All-SEC selection (2015-16) and the first-ever Vanderbilt player to earn consensus first-team All-America honors (2016).

**51 DYLAN COLE 6-0 237 2nd season Missouri State**  
Became the first rookie to record an interception for a touchdown in franchise history...Was also the only college free agent in the NFL with a pick-six in 2017 and the first rookie college free agent linebacker with an interception returned for a touchdown since Chase Blackburn did it for the Giants in 2005...Recorded 25 total tackles (10 solo), four tackles for loss, three passes defended, two interceptions, two quarterback hits and 1.0 sack in 12 games as a rookie in 2017...Signed with the Texans as a college free agent following the 2017 NFL Draft.

**52 BRIAN PETERS 6-4 237 4th season Northwestern**  
Recorded a career-high eight total tackles on defense and ranked second on the team with nine special teams tackles in 2017...Finished third on the team with 10 special teams tackles in 2016...Tied for the league lead with 17 special teams tackles in 2015...Played one season with the Arena Football League's Iowa Barnstormers (2012) before spending two seasons with the Canadian Football League's Saskatchewan Roughriders (2013-14), where he won a CFL title.



# PLAYER QUICK NOTES

## 55 BENARDRICK MCKINNEY 6-4 257 4th season Mississippi State

Signed a contract extension on June 14, 2018...Compiled a team-leading 95 total tackles (62 solo) along with 3.0 sacks, eight quarterback hits, a single-season career-high 10 tackles for loss, one forced fumble and one pass defended while starting all 16 games... Finished sixth in the league in total tackles among all players with 3.0-or-more sacks in 2017...Finished 11th in the NFL in tackles with a team-leading 129 in 2016...Compiled the eighth-most tackles in a single season in team history in 2016...Named Associated Press Second Team All-Pro in 2016...Became the only player in the NFL and second player in franchise history with at least 100 tackles and 5.0 sacks in a season in 2016...Finished the 2015 season with 58 total tackles (35 solo, 23 asst.), seven tackles for loss and 1.0 sack... Drafted by the Texans in the second round (43rd overall) in 2015.

## CORNERBACKS (5)

### 22 AARON COLVIN 6-0 191 5th season Oklahoma

Signed by the Texans as an unrestricted free agent on March 15, 2018...Part of a Jacksonville secondary that ranked first in opponent completion percentage and opponent passing yards per game...Compiled 44 total tackles (37 solo), five passes defended and one fumble recovery in 16 games for the Jaguars in 2017...Originally selected by Jaguars in the fourth round of the 2014 NFL Draft.

### 23 JOHNSON BADEMOSI 6-0 219 7th season Stanford

Signed by the Texans as an unrestricted free agent on March 16, 2018...Appeared in 15 regular season games and both the AFC Championship Game and Super Bowl LII for the Patriots in 2017, posting 20 total tackles (15 solo), eight special teams tackles and one pass defended...Tallied 18 total tackles (16 solo), five passes defended and one interception in 16 games with the Lions in 2016...Played four seasons in Cleveland (2012-15) in which he led the team and recorded more than 15 special teams tackles each year...Joined the Browns as a college free agent following the 2012 NFL Draft.

### 24 JOHNATHAN JOSEPH 5-11 186 13th season South Carolina

All-time leader in Texans history with 93 passes defended...Has recorded 14 interceptions since signing with the Texans, tied with S Kareem Jackson for the most in franchise history... Since he entered the NFL in 2006, ranks first among active players with 169 passes defended...Led the Texans and set a single-season career high with 22 passes defended in 2015...Second-most career postseason tackles in Texans postseason history with 39...One of three players to play in every postseason game in Texans history...Two-time Pro Bowl selection (2012, 2013)...Associated Press Second Team All-Pro (2011)...Owns 28 career interceptions, seven forced fumbles, six fumble recoveries and 650 total tackles in 174 career games...Tallied 47 total tackles (37 solo), nine passes defended, two interceptions and two tackles for loss in 16 games in 2017...Signed by the Texans on July 29, 2011...Resigned on June 18, 2015 and again on March 15, 2018.

### 36 KAYVON WEBSTER 5-11 193 6th season South Florida

Signed by the Texans as a free agent on Aug. 27, 2018...Tallied 101 total tackles, 21 passes defended and two interceptions in 65 career games with 13 starts...Started all 11 games at cornerback for the Los Angeles Rams last season before being placed on the Reserve/Injured list on Dec. 12, 2017...Won Super Bowl 50 as a member of the Denver Broncos... Elected special teams captain by his Broncos teammates prior to 2016...Originally selected in the third round of the 2013 NFL Draft by Denver.

### 43 SHAREECE WRIGHT 5-11 184 8th season Southern California

Signed by the Texans on Sept. 12, 2018...Eighth-year veteran has recorded 255 total tackles (226 solo), 10 tackles for loss, two interceptions and 36 passes defended, adding 18 special teams tackles in his career...Originally selected by the San Diego Chargers with the 25th pick in the third round (89th overall) of the 2011 NFL Draft...Played four seasons (2006-07; 2009-10) at the University of Southern California in Los Angeles, Calif...Recorded 127 total tackles, 3.5 sacks and 13 passes defended in 25 career games for the Trojans.



Since 2011, CB Kareem Jackson and CB Johnathan Joseph have combined for 153 passes defended and 26 interceptions. In that time, Texans opponents have the second-lowest completion percentage (58.0) and the third-lowest net yards passing per game (214.7).

## SAFETIES (5)

### 20 JUSTIN REID 6-1 203 Rookie Stanford

Selected with the fourth pick in the third round (68th overall) of the 2018 NFL Draft... Earned first-team All-Pac 12 honors and second-team FWAA and AP All-America honors in 2017...Posted 179 total tackles (105 solo), 20 passes defended, 10.5 tackles for loss, two interceptions, one fumble recovery and 1.0 sack in 39 career games for the Cardinal... Brother of former 49ers Pro Bowl S Eric Reid.

### 25 KAREEM JACKSON 5-10 183 9th season Alabama

Tied with Johnathan Joseph for the most interceptions in Texans history with 14...Second in team history with 73 career passes defended and third in career tackles (483)...Ranks third in Texans history with 29 career postseason tackles...One of three players to play in every postseason game in Texans history...Tallied a career-high 73 total tackles (54 solo), with 10 passes defended, four tackles for loss, one forced fumble, one interception and 1.0 sack in 16 games in 2017...Had nine games of five-or-more total tackles, a career high, and tied for the third-most by any NFL cornerback in 2017...Re-signed by the Texans on March 9, 2015...2010 first-round draft pick (20th overall).

### 31 NATRELL JAMERSON 6-0 200 Rookie Wisconsin

Claimed off waivers by the Texans on Sept. 2, 2018...Selected by the New Orleans Saints with the 27th pick in the fifth round (164th overall) of the 2018 NFL Draft...Recorded 88 career total tackles (61 solo), 16 passes defended and two interceptions in 47 career games at Wisconsin...Returned 38 kickoffs for 784 yards (20.6 avg.) and one touchdown... Earned the Jimmy Demetral Team Most Valuable Player Award in 2017.

### 32 TYRANN MATHIEU 5-9 190 6th season LSU

Joined the Texans as a free agent on March 16, 2018...Earned first-team AP All-Pro and PFWA All-NFL honors in 2015...Also was named to his first career Pro Bowl in 2015... Recorded 74 total tackles (66 solo), two interceptions, seven passes defended, one forced fumble and 1.0 sack in a career-high 16 games in 2017...Had a career year in 2015, tallying 89 total tackles (80 solo), 17 passes defended, five interceptions, 11 tackles for loss, 1.0 sack, one forced fumble and his first career defensive touchdown in 14 games...Selected by the Arizona Cardinals with the seventh pick in the third round of the 2013 NFL Draft.

### 33 A.J. MOORE 5-11 200 Rookie Mississippi

Claimed off waivers by the Texans on Sept. 2, 2018...Signed with the New England Patriots as a college free agent following the 2018 NFL Draft...Recorded three total tackles and three special teams tackles during the 2018 preseason...Recorded 132 total tackles and five passes defended in 37 career games at the University of Mississippi.

## SPECIALISTS (3)

### 7 KA'IMI FAIRBAIRN (K) 6-0 183 3rd season UCLA

Made 11 straight field goal attempts to start the 2017 season, the most consecutive field goals made to start a Texans career in franchise history...Recorded 49 touchbacks, which is a single-season franchise record and tied for the seventh-most touchbacks in the NFL in 2017...Produced 92 points, which is the most by a first-year player in Texans history and the third-most by a rookie in the NFL in 2017...Placed on the Reserve/Injured list on Aug. 30 and missed entire 2016 season...Signed by the Texans as a college free agent on May 5, 2016...Played four seasons at UCLA (2012-15) and was the winner of the Lou Groza Award in 2015.

### 8 TREVOR DANIEL (P) 6-1 231 Rookie Tennessee

Joined the Texans as a college free agent following the 2018 NFL Draft...Set a career program record at Tennessee for punting average (45.9)...Set a single-season punting average school record in 2017 (47.5)...Ranked fourth nationally and second in the SEC with a 47.5-yard average...Led the SEC in punts inside the 20 with 22 as a senior.

### 46 JON WEEKS (LS) 5-10 242 9th season Baylor

Set a new Texans franchise record by playing in his 130th consecutive game (2010-18), passing K Kris Brown (128 straight games from 2002-09) in Week 1 at New England...Has handled 1,229 extra point, field goal and punt snaps and has contributed with 23 special teams tackles over eight seasons with the team...Named to the 2015 Pro Bowl...Ranks third in Texans history with 130 career games played...One of three players to play in every postseason game in Texans history...Signed a contract extension with the Texans on Sept. 8, 2015...Originally signed by the Texans in 2010 and made the roster out of training camp.

## MEDIA INFORMATION



**Amy Palcic**  
Vice President of  
Communications



**Allie LeClair**  
Corporate Communications  
Manager



**Omar Majzoub**  
Communications  
Manager



**Nathan Edwards**  
Communications  
Coordinator



**John Deighton**  
Communications Intern



**Stephanie Ramsey**  
Corporate Communications  
Intern

### CONTACTING THE TEXANS COMMUNICATIONS STAFF

Staff Member	Email	Office Phone
Amy Palcic	amy.palcic@houstontexans.com	832-667-2220
Allie LeClair	allie.leclair@houstontexans.com	832-667-2050
Omar Majzoub	omar.majzoub@houstontexans.com	832-667-2241
Nathan Edwards	nathan.edwards@houstontexans.com	832-667-2282
John Deighton	john.deighton@houstontexans.com	832-667-2037
Stephanie Ramsey	stephanie.ramsey@houstontexans.com	832-667-2035

**Texans PR on Twitter:** [@TexansPR](https://twitter.com/TexansPR)

**Texans Media Site, Media Guide & Game Releases:** [www.NFLOMG.com](http://www.NFLOMG.com)

**Media Credential & Parking Information:** <https://www.houstontexans.com/team/credentials>

### HOUSTON TEXANS ON NFL OMG

This season, the Texans launched a new media website at [www.NFLOMG.com](http://www.NFLOMG.com). Please follow the link and click on the Texans logo to access the team's page.

For customized access to the NFL OMG site, please utilize your email address as your username and "TexansMedia" as your password. If you have any issues accessing the site, please contact **Omar Majzoub** at [omar.majzoub@houstontexans.com](mailto:omar.majzoub@houstontexans.com) or (832) 667-2241 and **Nathan Edwards** at [nathan.edwards@houstontexans.com](mailto:nathan.edwards@houstontexans.com) or (832) 667-2282. For generic access, please utilize the username "HoustonTexans" and password "TexansMedia".

The Texans' NFL OMG interactive site will contain the complete 2018 Media Guide, all weekly game releases, Texans player bios and rosters, Texans staff information and bios, weekly flip cards, a game tracker, all Texans team and individual records and statistics, Texans historical information, daily press releases and transcripts and much more.

The game releases and media guide are updated weekly during the season and available in a PDF format for printing purposes. Team notes, player bios, team and individual records, miscellaneous stats and game summaries are updated following each game and posted on the NFL OMG site. On gamedays, the site will host live statistics, updated player notes, postgame quotes and more. The site is an easy-to-use, one-stop shop for all media needs and information regarding the Texans.

**NFLOMG.COM**

**Username:** (your email address)

**Password:** TexansMedia

### HOUSTON TEXANS FTP FOOTAGE

The Texans regularly distribute press conference footage and b-roll packages via Dropbox. If you would like to be added to the distribution list, members of which receive emails when new content is uploaded, please contact **Nathan Edwards** at [nathan.edwards@houstontexans.com](mailto:nathan.edwards@houstontexans.com).

### TEXANS PR ON TWITTER

For up-to-the-second news, press releases, transcripts, game information, bios, notes and a variety of other information on the Houston Texans, follow the Texans PR Department on Twitter: [@TexansPR](https://twitter.com/TexansPR).

### TRANSCRIPTS

The Texans communications staff sends out transcripts of press conferences, open locker room interviews and postgame interviews throughout the season. To be added to the Texans email list, please contact **Nathan Edwards** at [nathan.edwards@houstontexans.com](mailto:nathan.edwards@houstontexans.com). All transcripts will also be posted on the Houston Texans NFL OMG website at [www.NFLOMG.com](http://www.NFLOMG.com).

### PRESS RELEASES

The Texans' weekly press releases, as well as other news and information, can be accessed at [www.NFLOMG.com](http://www.NFLOMG.com). Members of the media can also access league information from the NFL's media site at [www.nflcommunications.com](http://www.nflcommunications.com). The NFL's official website address is [www.NFL.com](http://www.NFL.com).



## MEDIA POLICIES

### SHOOTING

- Designated shooting portions of practice will be announced by the Texans PR staff
- Media members can use camera phones and broadcast-quality TV news cameras to shoot videos and take still photos during the designated shooting portions of practice
- All photos and videos adhering to the media policy can be posted, shared and tweeted during practice
- No seven-on-seven, formation or team work may be captured or reported on throughout practice

### REPORTING / SOCIAL MEDIA

- Tweeting/reporting of non-strategy events & exceptional plays is allowed during practice
- Broadcasting live, including social media (Facebook Live, Instagram Live, etc.), is not permitted at any time during or after practice
- Media members may only report on what is viewed in designated media areas
- Reporting on special events or VIP visitors is allowed after approval by the PR staff

### TOPICS TO AVOID

- Potential severity of an injury until it's addressed by Head Coach Bill O'Brien
- Game strategy – formations, plays, substitution packages, etc.
- Which players are practicing with individual units (first-team, second-team, etc.)
- Conversations that take place on field between players and/or coaches
- Players who line up in positions different from the one listed on the current roster

### POST-PRACTICE INTERVIEWS

- Requests should be submitted for approval before the conclusion of practice
- All players who did not participate in practice will not be available for interviews
- Media access is limited to full-time staffers of media outlets unless approved by the PR staff
- Phone calls are only allowed after practice has concluded

### OPEN LOCKER ROOM

- Open locker room sessions may not be broadcast live, including on social media (Facebook Live, Instagram Live, etc.), by an individual or media outlet
- Still photos are not permitted in the locker room
- Only broadcast-quality TV cameras may record video of interviews during open locker room. Camera phones & other handheld devices are not permitted
- Signs, notes and other personal items posted around the locker room and inside of or at player's lockers may not be photographed, videotaped or reported on
- Videographers must shoot tight shots of players conducting interviews at their lockers and shooting is only allowed when a player is engaged in an interview
- Please wait for players to be dressed before approaching for interviews and make sure they are standing with their back to their locker during an interview unless otherwise permitted



## INTERVIEW REQUESTS

All interview requests for Houston Texans executives, coaches and players should go through the Texans communications department. Please give at least 48 hours for your request.

Requests for the McNair family, Jamey Rootes, Brian Gaine, Bill O'Brien, QB Deshaun Watson and DE J.J. Watt should be sent to the attention of **Amy Palcic** at [amy.palcic@houstontexans.com](mailto:amy.palcic@houstontexans.com) or (832) 667-2220.

For other Texans players and assistant coaches, please send your request to **Omar Majzoub** at [omar.majzoub@houstontexans.com](mailto:omar.majzoub@houstontexans.com) or (832) 667-2241 and **Nathan Edwards** at [nathan.edwards@houstontexans.com](mailto:nathan.edwards@houstontexans.com) or (832) 667-2282.

O'Brien's Monday news conference is held in the media workroom. He also speaks with the media on Wednesday through Friday in the media workroom (times will be emailed out at the beginning of each week).

## CREDENTIAL AND PARKING INFORMATION

To access Houston Texans parking and credential information, go to <https://www.houstontexans.com/team/credentials>.

Applications are being accepted for training camp, season and individual game credentials. To apply for game credentials, please submit your request on the website by the Tuesday before a Texans home game at 5 p.m. CT. Season-long credentials are issued in August.

Media credentials will be granted based on the following guidelines:

1. Houston-area media agencies which cover the Houston Texans on a daily basis will receive top priority.
2. Media agencies which cover the opposing team as requested by the opposing team's public relations staff.
3. National media agencies which cover the National Football League regularly (includes online properties such as ESPN.com, Yahoo! Sports, CBSSports.com, etc.).
4. Daily or weekly newspapers with a circulation of at least 100,000.
5. Television stations with a nightly news show and a nightly sports segment.
6. Radio stations with a 24-hour sports format that are affiliated with a national radio network (i.e. ESPN, Westwood One, etc.).
7. Daily or weekly newspapers with a circulation of at least 50,000.
8. Other requests not falling under one of the above will be considered on the basis of space availability.
9. No freelance credentials will be granted.

If you are a regular member of the Houston media who would like to cover the Texans on the road, submit your request for game credentials and parking passes to **Amy Palcic** at [amy.palcic@houstontexans.com](mailto:amy.palcic@houstontexans.com). All requests must be submitted no later than one game prior to a road contest. Credentials will be distributed on Wednesday or Thursday during open locker room.

# TEXANS TV & RADIO LINEUP

	Monday	Tuesday	Wednesday	Thursday	Friday	Saturday	Sunday			
6:00 am										
6:30 am										
7:00 am										
7:30 am										
8:00 am	Texans Monday									
8:30 am								Texans Gameday		
9:00 am							Texans Countdown presented by FCL Dental			
9:30 am										
10:00 am										
10:30 am										
11:00 am										
11:30 am							Texans Gameday	Texans Gameday		
12:00 pm										
12:30 pm										
1:00 pm										
1:30 pm							Texans Gameday	Texans Gameday		
2:00 pm										
2:30 pm	O'Brien Press Conf.									
3:00 pm										
3:30 pm							Texans Post Game			
4:00 pm										
4:30 pm										
5:00 pm	Bill O'Brien Show									
5:30 pm										
6:00 pm	Texans All Access	Fuddruckers Texans Players Show	Texans All Access	Texans All Access	Texans All Access					
6:30 pm							Texans Extra Points			
7:00 pm		Texans All Access								
7:30 pm										
8:00 pm		Texans Replay with John Harris								
8:30 pm										
9:00 pm										
9:30 pm										
10:00 pm										
10:30 pm							Inside the Game (10:35 p.m.)			
11:00 pm						Texans Buzz		Primero y Diez		
11:30 pm										



Texans Radio on SportsRadio610 AM



Mega 101 FM (101.1 FM)



Telemundo



KTRK - ABC 13



KPRC - NBC 2



# TEXANS TV & RADIO LINEUP

## NETWORK TV

Network	Show	Show Day	Show Time
KTRK	Inside The Game	Sunday	10:35 p.m.
KTRK	Texans Extra Points	Saturday	6:30 - 7 p.m.
KTRK	Texans Buzz	Saturday	11 - 11:30 p.m.
KPRC	Texans Gameday	Sunday	8:30 - 9 a.m.
Telemundo	Primero y Diez	Sunday	11 - 11:30 p.m.

## TEXANS RADIO

Network	Show	Show Day	Show Time
SportsRadio 610	Texans Monday	Monday	8 - 10 a.m.
SportsRadio 610	Bill O'Brien Show	Monday	5 - 6 p.m.
SportsRadio 610	Texans All Access	Monday – Friday	6 - 8 p.m. (Except for Mon & Thu due to MNF & TNF)
SportsRadio 610	Fuddruckers Texans		
	Players Show	Tuesday	6 - 7 p.m.
SportsRadio 610	Texans Replay w/ John Harris	Tuesday	8 - 9 p.m.
SportsRadio 610	Texans Countdown	Gameday	3 Hours prior to Kickoff
SportsRadio 610	Texans Gameday	Gameday	In-Game
SportsRadio 610	Texans Post Game	Gameday	3 Hours following each game

## TEXANS SPANISH RADIO

Network	Show	Show Day	Show Time
Mega 101.1 FM	Texans Pre-Game	Gameday	30 minutes prior to Kickoff
Mega 101.1 FM	Texans Gameday	Gameday	In-Game
Mega 101.1 FM	Texans Post Game	Gameday	Half Hour following each game

## TEXANS DIGITAL TV

Website	Show	Show Day	Show Time
HoustonTexans.com	Texans Unlimited	Gameday	45 minutes prior to Kickoff

## OTHER PLACES TO SEE & HEAR THE TEXANS

Texans radio affiliates also carry the following Texans shows at various times each week before 11 p.m. that Wednesday.

- Bill O'Brien Show
- Fuddruckers Texans Players Show
- Texans Replay

### Additional radio programming in Austin and San Antonio.

#### Austin – KVET 1300 AM The Zone

- Marc Vandermeer segment every Tuesday at 4:45 p.m.

#### San Antonio – KZDC 1250 AM ESPN Radio

- Marc Vandermeer segment every Tuesday at 5 p.m.

Stations carrying the Houston Texans "Inside the Game" weekly show that airs live in Houston every Sunday during the season (and possible postseason) from 10:35 p.m. – 11:05 p.m. on KTRK ABC-13.

Station	Airtime
Abilene KXVA FOX 15	Sundays 11–11:30 p.m.
Austin KVUE ABC 24	Mondays 1–1:30 a.m.
Beaumont KJAC NBC 12.2	Sundays 11–11:30 p.m.
Bryan/CS MYTX 23.2	Mondays 5:30–6 p.m.
Midland/Odessa KPEJ FOX 24	Sundays 11–11:30 p.m.
San Angelo KIDY FOX 6	Sundays 11–11:30 p.m.
San Antonio KSAT ABC 12	Sundays 11–11:30 p.m.
Tyler KFXK FOX 51	Sundays 11:30 p.m.–12 a.m.
Waco/Temple MYTX 6.2	Mondays 5:30–6 p.m.



# TV & RADIO AFFILIATES FOR 2018



The 2018 Houston Texans season will be broadcast throughout Texas, Arkansas and Louisiana on 40 Houston Texans Radio Network affiliates, and a network of 14 television affiliates will air all four of the team's preseason games throughout the state of Texas.

The Texans Radio Network boasts 33 stations across Texas, four in Mexico, one in Arkansas and one in Louisiana. The radio pregame show will air for 30 minutes, and the postgame show will last 20 minutes.

Once again this season, radio affiliates will air Texans programming during the week in addition to the game broadcast. Affiliates will broadcast the "Bill O'Brien Show," which will air Mondays at 5 p.m. in Houston, the "Texans Players Show," which will air Tuesdays at 6 p.m. and "Texans Replay," an hour-long condensed replay of the previous week's Texans game, will be broadcast on Tuesdays at 8 p.m. All three shows, along with all Texans Radio programming, will be produced and broadcast live on SportsRadio 610, the team's flagship station.

Texans TV affiliates will carry all four of the team's preseason games this year, beginning with Thursday's game vs. Kansas City at 7:30 p.m. CT, Saturday, Aug. 18 vs. San Francisco, Saturday, Aug. 25 at Los Angeles Rams and Thursday, Aug. 30 vs. Dallas. KTRK-ABC 13 in Houston produces and broadcasts the games across the Texans Television Network.

Again this season, TV affiliates will air the team's weekly "360/Texans Buzz" show, which airs every week of the year at 11 p.m. in Houston. Affiliates will air the team's weekly "Extra Points" show (starting Saturday, Aug. 11 at 6:30 p.m. in Houston) and "Inside the Game" show (starting Sunday, Aug. 12 at 10:35 p.m. in Houston).

New this season on the Texans official Spanish television partner, Telemundo, the Telly Award-winning program "Primero y Diez" (First and Ten) will extend to a 30-minute show and air on Sunday nights at 11 p.m. during the preseason and regular season. Telemundo will also host a pregame and postgame show that will be distributed exclusively on the network's Facebook page.

The Texans Spanish game broadcast will air on Mega 101 in Houston and will feature Enrique Vasquez as the play-by-play host and Gustavo Rangel will serve as color commentator. The Texans are one of seven NFL teams to broadcast in Spanish on the FM frequency. The broadcast will feature a 30-minute pregame and postgame show each week. Through a continuing partnership implemented in 2016 with Grupo Radio Centro, the leading radio broadcaster in Mexico, Texans fans in Mexico will hear the Spanish broadcast in Guadalajara, Mexico City and Monterrey. This season's Texans games will also broadcast across five Spanish radio affiliates, including cities such as El Paso and San Antonio, Texas.

For a complete listing of weekly TV shows, visit <https://www.houstontexans.com/video/tvnetworks>. For a complete listing of radio networks, visit <https://www.houstontexans.com/audio/radio-networks>.

## TEXANS ENGLISH TV, RADIO AFFILIATES

### HOUSTON TEXANS 2018 TV AFFILIATES

City	Channel	Station (Network)
Houston, TX	13	KTRK (ABC)
Abilene, TX	15	KXVA (FOX)
Austin, TX	24	KVUE (ABC)
Beaumont, TX	6	KFDM (CBS)
Bryan/College Station, TX	23	KAGS (NBC)
Corpus Christi, TX	10	KZTV (CBS)
El Paso, TX	4	KDBC (CBS)
Harlingen, TX	4	KGBT (CBS)
Midland/Odessa, TX	24	KPEJ (FOX)
San Angelo, TX	6	KIDY (FOX)
San Antonio, TX	4	WOAI (NBC)
Tyler, TX	56	KETK (NBC)
Victoria, TX	33	KQZY (Ind.)
Waco, TX	6	KCEN (NBC)

### HOUSTON TEXANS 2018 ENGLISH RADIO AFFILIATES

City	Frequency	Call Letters
Abilene, TX	92.5 FM	KMWX
Alpine, TX	1240 AM	KVLF
Amarillo, TX	940 AM	KIXZ
Athens, TX	1410 AM	KLVQ
Austin, TX	1300 AM	KVET
Beaumont, TX	1450 / 1510 AM	KIKR / KBED
Big Spring, TX	1400 AM	KBYG
Brenham, TX	1280 AM	KWHI
Bryan, TX	1150 AM	KZNE
Carthage, TX	1590 AM	KGAS
College Station, TX	1150 AM	KZNE
Corpus Christi, TX	1230 AM	KSIX
Crockett, TX	93.5 FM	KBPC
El Campo, TX	1390 AM	KULP
Fredericksburg, TX	107.9 FM	KFAN
Henderson, TX	1470 AM	KWRD
Houston, TX	610 AM / 100.3 FM	KILT-AM/FM
Liberty, TX	99.9 FM	KSHN
Livingston, TX	92.3 FM	KETX
Lubbock, TX	98.1 FM	KKCL
Lufkin, TX	1260 AM	KSML
Marshall, TX	1450 AM / 103.9 FM	KMHT
McAllen, TX	710 AM	KURV
Nacogdoches, TX	1260 AM	KSML
Orange, TX	1600 AM	KOGT
Plainview, TX	103.9 FM	KRIA
San Angelo, TX	1260 AM	KKSA
San Antonio, TX	1250 AM / 94.5 FM	KZDC
Shreveport, LA	1130 AM	KWKH
Texarkana, TX	94.1 FM	KTRG
Tyler, TX	1410 AM	KLVQ
Victoria, TX	106.9 FM	KLUB
Waco, TX	101.3 FM	KLRK

## TEXANS SPANISH RADIO AFFILIATES

### HOUSTON TEXANS 2018 SPANISH RADIO AFFILIATES

City	Frequency	Call Letters
El Paso, TX / Cd. Juarez	970 AM	XEJ-AM
Guadalajara	700 AM	XEDKR-AM
Mexico City	690 AM	XEN-AM
Monterrey	1540 AM	XESTN-AM
San Antonio, TX	103.1 FM	KHHL-FM



# 2018 NFL STANDINGS & RESULTS

## 2018 NFL STANDINGS

### AMERICAN FOOTBALL CONFERENCE

#### East Division

Team	W	L	T	Pct	PF	PA	Home	Away	Conf	Div	Streak
Miami Dolphins	2	0	0	1.000	47	32	1-0-0	1-0-0	2-0-0	1-0-0	Won 2
New England Patriots	1	1	0	.500	47	51	1-0-0	0-1-0	1-1-0	0-0-0	Lost 1
New York Jets	1	1	0	.500	60	37	0-1-0	1-0-0	0-1-0	0-1-0	Lost 1
Buffalo Bills	0	2	0	.000	23	78	0-1-0	0-1-0	0-2-0	0-0-0	Lost 2

#### North Division

Team	W	L	T	Pct	PF	PA	Home	Away	Conf	Div	Streak
Cincinnati Bengals	2	0	0	1.000	68	46	1-0-0	1-0-0	2-0-0	1-0-0	Won 2
Baltimore Ravens	1	1	0	.500	70	37	1-0-0	0-1-0	1-1-0	0-1-0	Lost 1
Cleveland Browns	0	1	1	.250	39	42	0-0-1	0-1-0	0-0-1	0-0-1	Lost 1
Pittsburgh Steelers	0	1	1	.250	58	63	0-1-0	0-0-1	0-1-1	0-0-1	Lost 1

#### South Division

Team	W	L	T	Pct	PF	PA	Home	Away	Conf	Div	Streak
Jacksonville Jaguars	2	0	0	1.000	51	35	1-0-0	1-0-0	1-0-0	0-0-0	Won 2
Tennessee Titans	1	1	0	.500	40	44	1-0-0	0-1-0	1-1-0	1-0-0	Won 1
Indianapolis Colts	1	1	0	.500	44	43	0-1-0	1-0-0	0-1-0	0-0-0	Won 1
Houston Texans	0	2	0	.000	37	47	0-0-0	0-2-0	0-2-0	0-1-0	Lost 2

#### West Division

Team	W	L	T	Pct	PF	PA	Home	Away	Conf	Div	Streak
Kansas City Chiefs	2	0	0	1.000	80	65	0-0-0	2-0-0	2-0-0	1-0-0	Won 2
Denver Broncos	2	0	0	1.000	47	43	2-0-0	0-0-0	1-0-0	1-0-0	Won 2
Los Angeles Chargers	1	1	0	.500	59	58	0-1-0	1-0-0	1-1-0	0-1-0	Won 1
Oakland Raiders	0	2	0	.000	32	53	0-1-0	0-1-0	0-1-0	0-1-0	Lost 2

### NATIONAL FOOTBALL CONFERENCE

#### East Division

Team	W	L	T	Pct	PF	PA	Home	Away	Conf	Div	Streak
Dallas Cowboys	1	1	0	.500	28	29	1-0-0	0-1-0	1-1-0	1-0-0	Won 1
Washington Redskins	1	1	0	.500	33	27	0-1-0	1-0-0	1-0-0	0-0-0	Lost 1
Philadelphia Eagles	1	1	0	.500	39	39	1-0-0	0-1-0	1-1-0	0-0-0	Lost 1
New York Giants	0	2	0	.000	28	40	0-1-0	0-1-0	0-1-0	0-1-0	Lost 2

#### North Division

Team	W	L	T	Pct	PF	PA	Home	Away	Conf	Div	Streak
Green Bay Packers	1	0	1	.750	53	52	1-0-1	0-0-0	1-0-1	1-0-1	T 1
Minnesota Vikings	1	0	1	.750	53	45	1-0-0	0-0-1	1-0-1	0-0-1	T 1
Chicago Bears	1	1	0	.500	47	41	1-0-0	0-1-0	1-1-0	0-1-0	Won 1
Detroit Lions	0	2	0	.000	44	78	0-1-0	0-1-0	0-1-0	0-0-0	Lost 2

#### South Division

Team	W	L	T	Pct	PF	PA	Home	Away	Conf	Div	Streak
Tampa Bay Buccaneers	2	0	0	1.000	75	61	1-0-0	1-0-0	2-0-0	1-0-0	Won 2
Atlanta Falcons	1	1	0	.500	43	42	1-0-0	0-1-0	1-1-0	1-0-0	Won 1
Carolina Panthers	1	1	0	.500	40	39	1-0-0	0-1-0	1-1-0	0-1-0	Lost 1
New Orleans Saints	1	1	0	.500	61	66	1-1-0	0-0-0	0-1-0	0-1-0	Won 1

#### West Division

Team	W	L	T	Pct	PF	PA	Home	Away	Conf	Div	Streak
Los Angeles Rams	2	0	0	1.000	67	13	1-0-0	1-0-0	1-0-0	1-0-0	Won 2
San Francisco 49ers	1	1	0	.500	46	51	1-0-0	0-1-0	1-1-0	0-0-0	Won 1
Seattle Seahawks	0	2	0	.000	41	51	0-0-0	0-2-0	0-1-0	0-0-0	Lost 2
Arizona Cardinals	0	2	0	.000	6	58	0-1-0	0-1-0	0-2-0	0-1-0	Lost 2

x - Clinched Playoffs; y - Clinched Division; z - Clinched Conference

## NFL WEEK 2 RESULTS

### THURSDAY, SEPTEMBER 13

Baltimore Ravens	23
Cincinnati Bengals	34

### SUNDAY, SEPTEMBER 16

Carolina Panthers	24
Atlanta Falcons	31

Los Angeles Chargers	31
Buffalo Bills	20

Minnesota Vikings	29
Green Bay Packers	29

Houston Texans	17
Tennessee Titans	20

Cleveland Browns	18
New Orleans Saints	21

Miami Dolphins	20
New York Jets	12

Kansas City Chiefs	42
Pittsburgh Steelers	37

Philadelphia Eagles	21
Tampa Bay Buccaneers	27

Indianapolis Colts	21
Washington Redskins	9

Arizona Cardinals	0
Los Angeles Rams	34

Detroit Lions	27
San Francisco 49ers	30

Oakland Raiders	19
Denver Broncos	20

New England Patriots	20
Jacksonville Jaguars	31

New York Giants	13
Dallas Cowboys	20

### MONDAY, SEPTEMBER 17

Seattle Seahawks	17
Chicago Bears	24



# UPCOMING 2018-19 NFL IMPORTANT DATES

## SEPTEMBER

- 25 Beginning on the Tuesday following the third weekend of regular season games, the claiming priority is based on the inverse order of the standing of clubs in the current season's games.

## OCTOBER

- 14 NFL London Series, Seattle Seahawks vs. Oakland Raiders, New Tottenham Stadium.

Mid-Oct. Beginning on the sixth calendar day prior to a club's seventh regular season game (including any bye week) clubs are permitted to begin practicing players on Reserve/Physically Unable to Perform and Reserve/Non-Football Injury or Illness for a period not to exceed 21 days. Players may be activated during the 21-day practice period, or prior to 4:00 p.m., New York time, on the day after the conclusion of the 21-day period, provided that no player may be activated to participate in a Week 6 game.

Mid-Oct. At any time after six weeks have elapsed since a player was placed on Reserve/Injured or Reserve/Non-Football Injury/Illness, each club is permitted to designate two players for return from either list to the club's 53-player Active/Inactive List.

Mid-Oct. A player who is "Designated For Return" must have suffered a major football-related injury or non-football-related injury or illness after reporting to training camp and passing his preseason physical examination and must have been placed on the applicable Reserve List after 4:00 p.m., New York time, on the day after the final roster reduction.

Mid-Oct. A player whom the club wishes to designate for return is permitted to return to practice for a period not to exceed 21 days. The club is required to notify the League office that the player has been "Designated For Return" on the first day the player begins to practice. The player cannot be returned to the Active/Inactive List until eight weeks have elapsed since the date he was placed on Reserve.

16-17 Fall League Meeting, New York, New York.

21 NFL London Series, Tennessee Titans vs. Los Angeles Chargers, Wembley Stadium.

28 NFL London Series, Philadelphia Eagles vs. Jacksonville Jaguars, Wembley Stadium.

30 All trading ends for 2018 at 4:00 p.m., New York time.

31 Players with at least four previous pension-credited seasons are subject to the waiver system for the remainder of the regular season and postseason.

## NOVEMBER

13 At 4:00 p.m., New York time, signing period ends for Franchise Players who are eligible to receive offer sheets.

13 Prior to 4:00 p.m., New York time, deadline for clubs to sign their unsigned Franchise and Transition Players, including Franchise Players who were eligible to receive offer sheets until this date. If still unsigned after this date, such players are prohibited from playing in the NFL in 2018.

13 Prior to 4:00 p.m., New York time, deadline for clubs to sign their unrestricted free agents to whom the "May 8 Tender" was made. If still unsigned after this date, such players are prohibited from playing in the NFL in 2018.

13 Prior to 4:00 p.m., New York time, deadline for clubs to sign their restricted free agents, including those to whom the "June 1 Tender" was made. If such players remain unsigned after this date, they are prohibited from playing in the NFL in 2018.

13 Prior to 4:00 p.m., New York time, deadline for clubs to sign their drafted rookies. If such players remain unsigned after this date, they are prohibited from playing in the NFL in 2018.

19 NFL Mexico Series, Kansas City Chiefs vs. Los Angeles Rams, Estadio Azteca.

## DECEMBER

12 League Meeting, Irving, Texas.

30 Week 17.

31 Earliest permissible date for clubs to renegotiate or extend the rookie contract of a drafted rookie who was selected in any round of the 2016 NFL Draft. Any permissible renegotiated or extended player contract will not be considered a rookie contract, and will not be subject to the rules that limit rookie contracts.

31 Option exercise period begins for Fifth-Year Option for First-Round Selections from the 2016 NFL Draft. To exercise the option, the club must give written notice to the player on or after December 31, 2018, but prior to May 3, 2019.

## JANUARY 2019

5-6 Wild Card Playoffs.

6 Assistant coaches under contract to playoff clubs that have byes in the Wild Card weekend may be interviewed for head coaching positions through the conclusion of the Wild Card games.

12-13 Divisional Playoffs.

13 Assistant coaches under contract to playoff clubs that won their Wild Card games may be interviewed for head coaching positions through the conclusion of Divisional Playoff games.

14 Deadline for college players that are underclassmen to apply for special eligibility. A list of players who are accepted into the NFL Draft will be sent to clubs on January 18.

19 East-West Shrine Game, Tropicana Field, St. Petersburg, Florida.

20 AFC and NFC Championship Games.

26 Senior Bowl, Ladd-Peebles Stadium, Mobile, Alabama.

27 NFL Pro Bowl, Camping World Stadium, Orlando, Florida.

27 An assistant coach, whose team is participating in the Super Bowl, who has previously interviewed for another club's head coaching job may have a second interview with such club no later than the Sunday preceding the Super Bowl.

## FEBRUARY 2019

3 Super Bowl LIII, Mercedes-Benz Stadium, Atlanta, Georgia.

19 First day for clubs to designate Franchise or Transition Players.

26 Combine Timing and Testing, Lucas Oil Stadium, Indianapolis, Indiana.

## MARCH 2019

5 Prior to 4:00 p.m., New York time, deadline for clubs to designate Franchise or Transition Players.

11-13 During the period beginning at 12 noon, New York time, on March 11th and ending at 3:59:59 p.m., New York time, on March 13th, clubs are permitted to contact, and enter into contract negotiations with, the certified agents of players who will become unrestricted free agents upon the expiration of their 2018 player contracts at 4:00 p.m., New York time, on March 13. However, a contract cannot be executed with a new club until 4:00 p.m., New York time, on March 13.

11-13 During the above two-day negotiating period, a prospective unrestricted free agent who is not represented by an NFLPA Certified Contract Advisor is permitted to communicate directly with a new club's front office officials (excluding the head coach and other members of the club's coaching staff) regarding contract negotiations.

13 The 2019 League Year and Free Agency period begin at 4:00 p.m., New York time.

13 The first day of the 2019 League Year will end at 11:59:59 p.m., New York time, on March 13. Clubs will receive a personnel notice that will include all transactions submitted to the League office during the period between 4:00 p.m., New York time, and 11:59:59 p.m., New York time, on March 13.

13 Trading period for 2019 begins at 4:00 p.m., New York time, after expiration of all 2018 contracts.

24-27 Annual League Meeting, Phoenix, Arizona.



# 2018 TEXANS TRANSACTIONS



## JANUARY

- 1 Signed G **Erik Austell**, TE **Zach Conque**, ILB **Kennan Gilchrist**, NT **Marcus Hardison**, CB **Bryce Jones**, RB **Troyaine Pope**, TE **Jevoni Robinson**, T **Jake Rodgers**, CB **Josh Thornton** and CB **Dee Virgin** to reserve/future contracts.
- 30 Signed NT **Darius Kilgo** to a reserve/future contract.

## FEBRUARY

- 5 Claimed WR **Montay Crockett** off waivers from the Jacksonville Jaguars.
- 14 Waived G **Erik Austell**.
- 20 Released ILB **Brian Cushing**.

## MARCH

- 7 Signed OLB **Ufomba Kamalu** and S **Corey Moore** to contract extensions.
- 8 Signed P **Shane Lechler** to a contract extension.
- 15 Placed TE **C.J. Fiedorowicz** on the Reserve/Retired list.
- 15 Re-signed DE **Angelo Blackson**, WR **Bruce Ellington**, CB **Johnathan Joseph**, and ILB **Brian Peters**.
- 15 Extended a qualifying offer to restricted free agent C/G **Greg Mancz**.
- 15 Signed unrestricted free agents CB **Aaron Colvin**, C/G **Zach Fulton**, T **Seantrel Henderson** and G **Senio Kelemete**.
- 16 Signed unrestricted free agent CB **Johnson Bademosi**.
- 19 Claimed WR **Sammie Coates Jr.** off waivers from the Cleveland Browns.
- 19 Signed free agent S **Tyrann Mathieu**.
- 20 Signed free agent ILB **Josh Keyes**.
- 21 Released NT **Chunky Clements** and WR **Cobi Hamilton**.
- 26 Re-signed ILB **Ben Heeney**.
- 26 Released WR **Deanté Gray**.
- 29 Signed unrestricted free agent QB **Brandon Weeden**.

## APRIL

- 5 Signed unrestricted free agent QB **Joe Webb III**.
- 12 Released T **Derek Newton**.
- 13 Released QB **Taylor Heinicke**.
- 13 Claimed TE **Matt Lengel** off waivers from the Cleveland Browns.
- 16 C/G **Greg Mancz** signed his qualifying offer.
- 28 Drafted S **Justin Reid**, T **Martinas Rankin** and TE **Jordan Akins** in the third round of the 2018 NFL Draft.
- 29 Drafted WR **Keke Coutee** (fourth round), OLB **Duke Ejirofor** (sixth round), TE **Jordan Thomas** (sixth round), OLB **Peter Kalambayi** (sixth round) and CB **Jermaine Kelly Jr.** (seventh round) in the 2018 NFL Draft.
- 30 Released TE **Zach Conque**, CB **Bryce Jones**, TE **Ryan Malleck** and OLB **Gimel President**.
- 30 Re-signed RB **Alfred Blue**.

## MAY

- 1 Released T **Jake Rodgers**.
- 11 Signed TE **Jordan Akins**, WR **Keke Coutee**, OLB **Duke Ejirofor**, OLB **Peter Kalambayi**, CB **Jermaine Kelly Jr.**, S **Justin Reid** and TE **Jordan Thomas**.
- 11 Signed OLB **Davin Bellamy**, CB **Andre Chachere**, RB **Lavon Coleman**, C/G **Anthony Coyle**, P **Trevor Daniel**, G **Mason Gentry**, T **Jaryd Jones-Smith**, G **K.J. Malone**, NT **Kingsley Opara**, WR **Vyncint Smith**, RB **Terry Swanson**, WR **Jester Weah** and DE **Jalen Wilkerson**.
- 11 Placed G **Jeff Allen** and DE **Matthew Godin** on the Reserve/Physically Unable to Perform list.
- 14 Claimed QB **Stephen Morris** off waivers from the Seattle Seahawks.
- 14 Signed T **Kendall Calhoun** and DE **Nick Thurman**.
- 14 Waived WR **Montay Crockett** and DE **Jalen Wilkerson**.
- 14 Placed G **K.J. Malone** on the Reserve/Retired list.
- 22 Waived DE **Matthew Godin** from the Reserve/Physically Unable to Perform list.

## JUNE

- 14 Signed T **Martinas Rankin**.
- 14 Signed ILB **Benardrick McKinney** to a contract extension.
- 20 Claimed T **Roderick Johnson** off waivers from the Cleveland Browns.
- 20 Waived T **Kendall Calhoun**.

## JULY

- 13 Released G **Jeff Allen** from the Reserve/Physically Unable to Perform list with an injury settlement.
- 25 Placed S **Andre Hal** on the Active/Non-Football Illness list.
- 25 Placed RB **D'Onta Foreman**, CB **Jermaine Kelly Jr.**, T **Martinas Rankin** and TE **Jevoni Robinson** on the Active/Physically Unable to Perform list.
- 31 CB **Jermaine Kelly Jr.** passed his physical and was moved from the Active/Physically Unable to Perform list to the active roster.

## AUGUST

- 13 Signed free agent WR **Quan Bray**.
- 13 Waived WR **DeAndrew White**.
- 14 TE **Jevoni Robinson** passed his physical and was moved to the active roster from the Active/Physically Unable to Perform list.
- 16 Signed free agent K **Nick Rose**.
- 16 Waived QB **Stephen Morris**.
- 20 T **Martinas Rankin** passed his physical and was moved to the active roster from the Active/Physically Unable to Perform list.
- 21 Signed free agent CB **Bryce Jones**.
- 21 Waived-injured CB **Josh Thornton**.
- 22 CB **Josh Thornton** reverted to the Reserve/Injured list.
- 27 Signed free agent CB **Kayvon Webster**.
- 27 Waived NT **Marcus Hardison**.
- 28 Waived WR **Chris Thompson**.
- 29 Waived-injured ILB **Ben Heeney**.
- 30 Signed C/G **Greg Mancz** to a contract extension.
- 30 ILB **Ben Heeney** reverted to the Reserve/Injured list.

# 2018 TEXANS TRANSACTIONS

## SEPTEMBER

- 1 Released P **Shane Lechler**, FB **Jay Prosch** and QB **Joe Webb III**.
- 1 Waived OLB **Davin Bellamy**, WR **Quan Bray**, S **Ibraheim Campbell**, CB **Andre Chachere**, RB **Lavon Coleman**, C/G **Anthony Coyle**, S **Treston Decoud**, C/G **Kyle Fuller**, G **Mason Gentry**, ILB **Kennan Gilchrist**, T **Roderick Johnson**, CB **Bryce Jones**, T **Jaryd-Jones Smith**, OLB **Ufomba Kamalu**, ILB **Josh Keyes**, NT **Darius Kilgo**, TE **Matt Lengel**, WR **Braxton Miller**, S **Corey Moore**, NT **Kingsley Opara**, G **David Quessenberry**, K **Nick Rose**, G/T **Chad Slade**, RB **Terry Swanson**, DE **Nick Thurman**, CB **Dee Virgin** and WR **Jester Weah**.
- 1 Waived-injured TE **Jevoni Robinson**.
- 1 Waived TE **Stephen Anderson** and OLB **LaTroy Lewis** with an injury settlement.
- 1 Placed RB **D'Onta Foreman** on the Reserve/Physically Unable to Perform list.
- 1 Placed S **Andre Hal** on the Reserve/Non-Football Illness list.
- 1 Waived CB **Josh Thornton** from the Reserve/Injured list with an injury settlement.
- 2 Claimed RB **Buddy Howell** off waivers from the Miami Dolphins.
- 2 Claimed CB **Natrell Jamerson** off waivers from the New Orleans Saints.
- 2 Claimed S **A.J. Moore** off waivers from the New England Patriots.
- 2 Signed OLB **Davin Bellamy**, CB **Andre Chachere**, C/G **Kyle Fuller**, T **Roderick Johnson**, NT **Darius Kilgo**, TE **Matt Lengel**, G/T **Chad Slade** and WR **Jester Weah** to the practice squad.
- 2 Waived S **Kurtis Drummond**, RB **Troymaine Pope** and TE **MyCole Pruitt** from the active roster.
- 2 TE **Jevoni Robinson** reverted to the Reserve/Injured list.
- 3 Signed free agent QB **Joe Webb III** to the active roster.
- 3 Placed CB **Jermaine Kelly Jr.** on the Reserve/Injured list.
- 3 Signed S **Mike Tyson** to the practice squad.
- 4 Signed TE **MyCole Pruitt** to the practice squad.
- 8 Waived ILB **Ben Heeney** from the Reserve/Injured list with an injury settlement.
- 12 Signed free agent CB **Shareece Wright** to the active roster.
- 12 Signed T **Roderick Johnson** to the active roster from the practice squad.
- 12 Placed T **Seantrel Henderson** and CB **Kevin Johnson** on the Reserve/Injured list.
- 12 Signed CB **Breon Borders**, WR **Malachi Dupre** and T **David Sharpe** to the practice squad.
- 12 Released NT **Darius Kilgo** off of the practice squad.
- 12 Waived TE **Jevoni Robinson** from the Reserve/Injured list with an injury settlement.





# HOW THE TEXANS WERE BUILT

Year	NFL Draft (29)	Trades (0)	Free Agents (39)
2010 6-10 3rd, AFC South	S Kareem Jackson (1)		LS Jon Weeks (CFA)
2011 10-6 AFC South Champions	DE J.J. Watt (1)		CB Johnathan Joseph (UFA-CIN)
2012 12-4 AFC South Champions	OLB Whitney Mercilus (1)		
2013 2-14 4th, AFC South	WR DeAndre Hopkins (1) TE Ryan Griffin (6d)		
2014 9-7 2nd, AFC South	DE/OLB Jadeveon Clowney (1) RB Alfred Blue (6b) S Andre Hal (7a) (NFL)		
2015 9-7 AFC South Champions	CB Kevin Johnson (1) (IR) ILB Bernardrick McKinney (2) DE Christian Covington (6b)		NT Brandon Dunn (FA) T Kendall Lamm (CFA) C/G Greg Mancz (CFA) ILB Brian Peters (FA) G/T Chad Slade (CFA) (PS)
2016 9-7 AFC South Champions	WR Will Fuller V (1) C Nick Martin (2) RB Tyler Ervin (4) NT D.J. Reader (5b)		K Ka'imi Fairbairn (CFA) DE Joel Heath (CFA) RB Lamar Miller (UFA-MIA) OLB Brennan Scarlett (CFA)
2017 4-12 4th, AFC South	QB Deshaun Watson (1) ILB Zach Cunningham (2) RB D'Onta Foreman (3) (PUP) T Julián Davenport (4a) DE Carlos Watkins (4b) C/G Kyle Fuller (7) (PS)		DE Angelo Blackson (FA) ILB Dylan Cole (CFA) WR Bruce Ellington (FA)
2018	S Justin Reid (3a) T Martinus Rankin (3b) TE Jordan Akins (3c) WR Keke Coutee (4) OLB Duke Ejirofor (6a) TE Jordan Thomas (6b) OLB Peter Kalambayi (6c) CB Jermaine Kelly Jr. (7) (IR)		CB Johnson Bademosi (UFA-NE) OLB Davin Bellamy (CFA) (PS) CB Breon Borders (FA) (PS) CB Andre Chachere (CFA) (PS) WR Sammie Coates Jr. (W-CLE) CB Aaron Colvin (UFA-JAX) P Trevor Daniel (CFA) WR Malachi Dupre (FA) (PS) C/G Zach Fulton (UFA-KC) T Seantrel Henderson (UFA-BUF) (IR) RB Buddy Howell (W-MIA) S Natrell Jamerson (W-NO) T Roderick Johnson (W-CLE) G Senio Kelemete (UFA-NO) TE Matt Lengel (W-CLE) (PS) S Tyrann Mathieu (FA) S A.J. Moore (W-NE) T David Sharpe (FA) (PS) WR Vyncint Smith (CFA) S Mike Tyson (FA) (PS) WR Jester Weah (CFA) (PS) QB Joe Webb III (UFA-BUF) CB Kayvon Webster (FA) QB Brandon Weeden (UFA-TEN) CB Shareece Wright (FA)

# TEXANS ALPHA ROSTER



NO.	NAME	POS	HT	WT	AGE	NFL EXP	COLLEGE	HOMETOWN	HOW ACQUIRED
88	Akins, Jordan	TE	6-4	243	26	R	Central Florida	Locust Grove, Ga.	D3c-'18
23	Bademosi, Johnson	CB	6-0	219	28	7	Stanford	Silver Spring, Md.	UFA-'18 (NE)
97	Blackson, Angelo	DE	6-4	319	25	4	Auburn	Bear, Del.	FA-'17
28	Blue, Alfred	RB	6-2	229	27	5	LSU	Boutte, La.	D6b-'14
90	Clowney, Jadeveon	DE/OLB	6-5	255	25	5	South Carolina	Rock Hill, S.C.	D1-'14
18	Coates Jr., Sammie	WR	6-1	213	25	4	Auburn	Leroy, Ala.	W-'18 (CLE)
51	Cole, Dylan	ILB	6-0	237	24	2	Missouri State	Springfield, Mo.	CFA-'17
22	Colvin, Aaron	CB	6-0	191	26	5	Oklahoma	Tulsa, Okla.	UFA-'18 (JAX)
16	Coutee, Keke	WR	5-11	187	21	R	Texas Tech	Lufkin, Texas	D4-'18
95	Covington, Christian	DE	6-2	310	24	4	Rice	Vancouver, B.C., Canada	D6b-'15
41	Cunningham, Zach	ILB	6-3	238	23	2	Vanderbilt	Pinson, Ala.	D2-'17
8	Daniel, Trevor	P	6-1	231	23	R	Tennessee	Dickson, Tenn.	CFA-'18
70	Davenport, Julián	T	6-7	325	23	2	Bucknell	Paulsboro, N.J.	D4a-'17
92	Dunn, Brandon	NT	6-2	310	26	3	Louisville	Louisville, Ky.	FA-'15
53	Ejiofor, Duke	OLB	6-4	255	23	R	Wake Forest	Houston, Texas	D6a-'18
12	Ellington, Bruce	WR	5-9	195	27	5	South Carolina	Moncks Corner, S.C.	FA-'17
21	Ervin, Tyler	RB	5-10	182	24	3	San Jose State	San Bernardino, Calif.	D4-'16
7	Fairbairn, Ka'imi	K	6-0	183	24	3	UCLA	Kailua, Hawaii	CFA-'16
15	Fuller V, Will	WR	6-0	184	24	3	Notre Dame	Philadelphia, Pa.	D1-'16
73	Fulton, Zach	C/G	6-5	321	26	5	Tennessee	Homewood, Ill.	UFA-'18 (KC)
84	Griffin, Ryan	TE	6-6	264	28	6	Connecticut	Londonderry, N.H.	D6d-'13
93	Heath, Joel	DE	6-6	302	25	3	Michigan State	Cincinnati, Ohio	CFA-'16
10	Hopkins, DeAndre	WR	6-1	212	26	6	Clemson	Central, S.C.	D1-'13
38	Howell, Buddy	RB	6-1	218	22	R	Florida Atlantic	Coconut Grove, Fla.	W-'18 (MIA)
25	Jackson, Kareem	S	5-10	183	30	9	Alabama	Macon, Ga.	D1-'10
31	Jamerson, Natrell	S	6-0	200	22	R	Wisconsin	Ocala, Fla.	W-'18 (NO)
63	Johnson, Roderick	T	6-6	306	22	2	Florida State	Florissant, Mo.	W-'18 (CLE)
24	Joseph, Johnathan	CB	5-11	186	34	13	South Carolina	Rock Hill, S.C.	UFA-'11 (CIN)
58	Kalambayi, Peter	OLB	6-3	254	23	R	Stanford	Matthews, N.C.	D6c-'18
64	Kelemete, Senio	G	6-3	301	28	6	Washington	Seattle, Wash.	UFA-'18 (NO)
74	Lamm, Kendall	T	6-6	299	26	4	Appalachian State	Charlotte, N.C.	CFA-'15
65	Mancz, Greg	C/G	6-4	302	26	4	Toledo	Cincinnati, Ohio	CFA-'15
66	Martin, Nick	C	6-4	295	25	3	Notre Dame	Indianapolis, Ind.	D2-'16
32	Mathieu, Tyrann	S	5-9	190	26	6	LSU	New Orleans, La.	FA-'18
55	McKinney, Benardrick	ILB	6-4	257	25	4	Mississippi State	Tunica, Miss.	D2-'15
59	Mercilus, Whitney	OLB	6-4	258	28	7	Illinois	Akron, Ohio	D1-'12
26	Miller, Lamar	RB	5-10	221	27	7	Miami (Fla.)	Miami, Fla.	UFA-'16 (MIA)
33	Moore, A.J.	S	5-11	200	22	R	Mississippi	Bassfield, Miss.	W-'18 (NE)
52	Peters, Brian	ILB	6-4	237	29	4	Northwestern	Pickerington, Ohio	FA-'15
75	Rankin, Martin	T	6-5	311	23	R	Mississippi State	Mendenhall, Miss.	D3b-'18
98	Reader, D.J.	NT	6-3	347	24	3	Clemson	Greensboro, N.C.	D5b-'16
20	Reid, Justin	S	6-1	203	21	R	Stanford	Prairieville, La.	D3a-'18
57	Scarlett, Brennan	OLB	6-4	263	25	3	Stanford	Portland, Ore.	CFA-'16
17	Smith, Vyncint	WR	6-3	202	22	R	Limestone	Columbia, S.C.	CFA-'18
83	Thomas, Jordan	TE	6-5	277	22	R	Mississippi State	Sumrall, Miss.	D6b-'18
91	Watkins, Carlos	DE	6-3	297	24	2	Clemson	Mooresboro, N.C.	D4b-'17
4	Watson, Deshaun	QB	6-2	215	22	2	Clemson	Gainesville, Ga.	D1-'17
99	Watt, J.J.	DE	6-5	288	29	8	Wisconsin	Pewaukee, Wis.	D1-'11
5	Webb III, Joe	QB	6-4	231	31	9	Alabama-Birmingham	Birmingham, Ala.	UFA-'18 (BUF)
36	Webster, Kayvon	CB	5-11	193	27	6	South Florida	Opa-Locka, Fla.	FA-'18
3	Weeden, Brandon	QB	6-3	227	34	7	Oklahoma State	Oklahoma City, Okla.	UFA-'18 (TEN)
46	Weeks, Jon	LS	5-10	242	32	9	Baylor	Bethpage, N.Y.	FA-'10
43	Wright, Shareece	CB	5-11	184	31	8	Southern California	Colton, Calif.	FA-'18

## Practice Squad (10)

48	Bellamy, Davin	OLB	6-5	259	23	R	Georgia	Chamblee, Ga.	CFA-'18
39	Borders, Breon	CB	6-0	189	23	1	Duke	Statesville, N.C.	FA-'18
37	Chachere, Andre	CB	6-0	196	22	R	San Jose State	Fresno, Calif.	CFA-'18
19	Dupre, Malachi	WR	6-2	196	22	1	LSU	New Orleans, La.	FA-'18
61	Fuller, Kyle	C/G	6-5	320	24	2	Baylor	Wylie, Texas	D7-'17
82	Lengel, Matt	TE	6-7	265	27	3	Eastern Kentucky	Mechanicsburg, Pa.	W-'18 (CLE)
71	Sharpe, David	T	6-6	343	22	2	Florida	Jacksonville, Fla.	FA-'18
62	Slade, Chad	G/T	6-5	321	26	2	Auburn	Moody, Ala.	CFA-'15
34	Tyson, Mike	S	6-2	200	25	1	Cincinnati	Norfolk, Va.	FA-'18
86	Weah, Jester	WR	6-3	209	23	R	Pittsburgh	Madison, Wis.	CFA-'18

## Reserve/Injured (3)

76	Henderson, Seantrel	T	6-7	351	26	5	Miami (Fla.)	St. Paul, Minn.	UFA-'18 (BUF)
30	Johnson, Kevin	CB	6-0	182	26	4	Wake Forest	Clarksville, Md.	D1-'15
35	Kelly Jr., Jermaine	CB	6-1	204	23	R	San Jose State	Los Angeles, Calif.	D7-'18

## Reserve/Non-Football Illness (1)

29	Hal, Andre	S	5-10	184	26	5	Vanderbilt	Port Allen, La.	D7a-'14
----	------------	---	------	-----	----	---	------------	-----------------	---------

## Reserve/Physically Unable to Perform (1)

27	Foreman, D'Onta	RB	6-1	236	22	2	Texas	Texas City, Texas	D3-'17
----	-----------------	----	-----	-----	----	---	-------	-------------------	--------

## COACHING ROSTER

COACH	POSITION
Bill O'Brien	Head Coach
Romeo Crennel	Assistant Head Coach / Defensive Coordinator
Brad Seely	Special Teams Coordinator
Danny Barrett	Running Backs
Mike Devlin	Offensive Line
Mike Eubanks	Assistant Strength & Conditioning
Jason George	Assistant Strength & Conditioning
Tim Kelly	Tight Ends
Bobby King	Inside Linebackers
Will Lawing	Offensive Asst./Offensive Line
D'Anton Lynn	Assistant Secondary
Anthony Midget	Secondary
Matt O'Donnell	Defensive Quality Control
John Pagano	Senior Defensive Assistant / Outside Linebackers
John Perry	Wide Receivers
Luke Richesson	Sr. Director of Sports Performance
Sean Ryan	Quarterbacks
Tracy Smith	Assistant Special Teams
Billy Voltaire	Assistant Strength & Conditioning / Performance Therapist
Anthony Weaver	Defensive Line
Wes Welker	Offensive/Special Teams Assistant

## PRONUNCIATION GUIDE

PLAYER	
Jordan Akins	AYE-kins
Johnson Bademosi	bad-uh-MOE-see
Jadeveon Clowney	juh-DEV-ee-on
Keke Coutee	Q-T
Julián Davenport	jew-lee-OWN
Duke Ejiofor	EDGE-eh-for
Ka'imi Fairbairn	kuh-EE-me FAIR-bairn
D'Onta Foreman	dee-ON-tay
DeAndre Hopkins	dee-ANDRE
Natrell Jamerson	nuh-TRELL JAY-mer-sin
Peter Kalambayi	cal-am-BYE-ee
Senio Kelemete	seh-NEEL kel-uh-MET-tay
D'Anton Lynn	DAN-tin
Tyrann Mathieu	TY-run MATH-you
Whitney Mercilus	MER-sih-lus
Martin Rankin	Mar-TEE-nus

## PARTICIPATION KEY

GP	Games Played
GS	Games Started
DNP	Did Not Play
IA	Inactive



# TEXANS NUMERIC ROSTER



NO.	NAME	POS	HT	WT	AGE	NFL EXP	COLLEGE	HOMETOWN	HOW ACQUIRED
3	Brandon Weeden	QB	6-3	227	34	7	Oklahoma State	Oklahoma City, Okla.	UFA-'18 (TEN)
4	Deshawn Watson	QB	6-2	215	22	2	Clemson	Gainesville, Ga.	D1-'17
5	Joe Webb III	QB	6-4	231	31	9	Alabama-Birmingham	Birmingham, Ala.	UFA-'18 (BUF)
7	Ka'imi Fairbairn	K	6-0	183	24	3	UCLA	Kailua, Hawaii	CFA-'16
8	Trevor Daniel	P	6-1	231	23	R	Tennessee	Dickson, Tenn.	CFA-'18
10	DeAndre Hopkins	WR	6-1	212	26	6	Clemson	Central, S.C.	D1-'13
12	Bruce Ellington	WR	5-9	195	27	5	South Carolina	Moncks Corner, S.C.	FA-'17
15	Will Fuller V	WR	6-0	184	24	3	Notre Dame	Philadelphia, Pa.	D1-'16
16	Keke Coutee	WR	5-11	187	21	R	Texas Tech	Lufkin, Texas	D4-'18
17	Vyncint Smith	WR	6-3	202	22	R	Limestone	Columbia, S.C.	CFA-'18
18	Sammie Coates Jr.	WR	6-1	213	25	4	Auburn	Leroy, Ala.	W-'18 (CLE)
20	Justin Reid	S	6-1	203	21	R	Stanford	Prairieville, La.	D3a-'18
21	Tyler Ervin	RB	5-10	182	24	3	San Jose State	San Bernardino, Calif.	D4-'16
22	Aaron Colvin	CB	6-0	191	26	5	Oklahoma	Tulsa, Okla.	UFA-'18 (JAX)
23	Johnson Bademosi	CB	6-0	219	28	7	Stanford	Silver Spring, Md.	UFA-'18 (NE)
24	Johnathan Joseph	CB	5-11	186	34	13	South Carolina	Rock Hill, S.C.	UFA-'11 (CIN)
25	Kareem Jackson	S	5-10	183	30	9	Alabama	Macon, Ga.	D1-'10
26	Lamar Miller	RB	5-10	221	27	7	Miami (Fla.)	Miami, Fla.	UFA-'16 (MIA)
28	Alfred Blue	RB	6-2	229	27	5	LSU	Boutte, La.	D6b-'14
31	Natrell Jamerson	S	6-0	200	22	R	Wisconsin	Ocala, Fla.	W-'18 (NO)
32	Tyrann Mathieu	S	5-9	190	26	6	LSU	New Orleans, La.	FA-'18
33	A.J. Moore	S	5-11	200	22	R	Mississippi	Bassfield, Miss.	W-'18 (NE)
36	Kayvon Webster	CB	5-11	193	27	6	South Florida	Opa-Locka, Fla.	FA-'18
38	Buddy Howell	RB	6-1	218	22	R	Florida Atlantic	Coconut Grove, Fla.	W-'18 (MIA)
41	Zach Cunningham	ILB	6-3	238	23	2	Vanderbilt	Pinson, Ala.	D2-'17
43	Shareece Wright	CB	5-11	184	31	8	Southern California	Colton, Calif.	FA-'18
46	Jon Weeks	LS	5-10	242	32	9	Baylor	Bethpage, N.Y.	FA-'10
51	Dylan Cole	ILB	6-0	237	24	2	Missouri State	Springfield, Mo.	CFA-'17
52	Brian Peters	ILB	6-4	237	29	4	Northwestern	Pickerington, Ohio	FA-'15
53	Duke Ejirofor	OLB	6-4	255	23	R	Wake Forest	Houston, Texas	D6a-'18
55	Benardrick McKinney	ILB	6-4	257	25	4	Mississippi State	Tunica, Miss.	D2-'15
57	Brennan Scarlett	OLB	6-4	263	25	3	Stanford	Portland, Ore.	CFA-'16
58	Peter Kalambayi	OLB	6-3	254	23	R	Stanford	Matthews, N.C.	D6c-'18
59	Whitney Mercilus	OLB	6-4	258	28	7	Illinois	Akron, Ohio	D1-'12
63	Roderick Johnson	T	6-6	306	22	2	Florida State	Florissant, Mo.	W-'18 (CLE)
64	Senio Kelemete	G	6-3	301	28	6	Washington	Seattle, Wash.	UFA-'18 (NO)
65	Greg Mancz	C/G	6-4	302	26	4	Toledo	Cincinnati, Ohio	CFA-'15
66	Nick Martin	C	6-4	295	25	3	Notre Dame	Indianapolis, Ind.	D2-'16
70	Julién Davenport	T	6-7	325	23	2	Bucknell	Paulsboro, N.J.	D4a-'17
73	Zach Fulton	C/G	6-5	321	26	5	Tennessee	Homewood, Ill.	UFA-'18 (KC)
74	Kendall Lamm	T	6-6	299	26	4	Appalachian State	Charlotte, N.C.	CFA-'15
75	Martinas Rankin	T	6-5	311	23	R	Mississippi State	Mendenhall, Miss.	D3b-'18
83	Jordan Thomas	TE	6-5	277	22	R	Mississippi State	Sumrall, Miss.	D6b-'18
84	Ryan Griffin	TE	6-6	264	28	6	Connecticut	Londonderry, N.H.	D6d-'13
88	Jordan Akins	TE	6-4	243	26	R	Central Florida	Locust Grove, Ga.	D3c-'18
90	Jadeveon Clowney	DE/OLB	6-5	255	25	5	South Carolina	Rock Hill, S.C.	D1-'14
91	Carlos Watkins	DE	6-3	297	24	2	Clemson	Mooresboro, N.C.	D4b-'17
92	Brandon Dunn	NT	6-2	310	26	3	Louisville	Louisville, Ky.	FA-'15
93	Joel Heath	DE	6-6	302	25	3	Michigan State	Cincinnati, Ohio	CFA-'16
95	Christian Covington	DE	6-2	310	24	4	Rice	Vancouver, BC, Canada	D6b-'15
97	Angelo Blackson	DE	6-4	319	25	4	Auburn	Bear, Del.	FA-'17
98	D.J. Reader	NT	6-3	347	24	3	Clemson	Greensboro, N.C.	D5b-'16
99	J.J. Watt	DE	6-5	288	29	8	Wisconsin	Pewaukee, Wis.	D1-'11

## Practice Squad (10)

19	Malachi Dupre	WR	6-2	196	22	1	LSU	New Orleans, La.	FA-'18
34	Mike Tyson	S	6-2	200	25	1	Cincinnati	Norfolk, Va.	FA-'18
37	Andre Chachere	CB	6-0	196	22	R	San Jose State	Fresno, Calif.	CFA-'18
39	Breon Borders	CB	6-0	189	23	1	Duke	Statesville, N.C.	FA-'18
48	Davin Bellamy	OLB	6-5	259	23	R	Georgia	Chamblee, Ga.	CFA-'18
61	Kyle Fuller	C/G	6-5	320	24	2	Baylor	Wylie, Texas	D7-'17
62	Chad Slade	G/T	6-5	321	26	2	Auburn	Moody, Ala.	CFA-'15
71	David Sharpe	T	6-6	343	22	2	Florida	Jacksonville, Fla.	FA-'18
82	Matt Lengel	TE	6-7	265	27	3	Eastern Kentucky	Mechanicsburg, Pa.	W-'18 (CLE)
86	Jester Weah	WR	6-3	209	23	R	Pittsburgh	Madison, Wis.	CFA-'18

## Reserve/Injured (3)

30	Kevin Johnson	CB	6-0	182	26	4	Wake Forest	Clarksville, Md.	D1-'15
35	Jermaine Kelly Jr.	CB	6-1	204	23	R	San Jose State	Los Angeles, Calif.	D7-'18
76	Seantrel Henderson	T	6-7	351	26	5	Miami (Fla.)	St. Paul, Minn.	UFA-'18 (BUF)

## Reserve/Non-Football Illness (1)

29	Andre Hal	S	5-10	184	26	5	Vanderbilt	Port Allen, La.	D7a-'14
----	-----------	---	------	-----	----	---	------------	-----------------	---------

## Reserve/Physically Unable to Perform (1)

27	D'Onta Foreman	RB	6-1	236	22	2	Texas	Texas City, Texas	D3-'17
----	----------------	----	-----	-----	----	---	-------	-------------------	--------

## COACHING ROSTER

COACH	POSITION
Bill O'Brien	Head Coach
Romeo Crennel	Assistant Head Coach / Defensive Coordinator
Brad Seely	Special Teams Coordinator
Danny Barrett	Running Backs
Mike Devlin	Offensive Line
Mike Eubanks	Assistant Strength & Conditioning
Jason George	Assistant Strength & Conditioning
Tim Kelly	Tight Ends
Bobby King	Inside Linebackers
Will Lawing	Offensive Asst./Offensive Line
D'Anton Lynn	Assistant Secondary
Anthony Midget	Secondary
Matt O'Donnell	Defensive Quality Control
John Pagano	Senior Defensive Assistant / Outside Linebackers
John Perry	Wide Receivers
Luke Richesson	Sr. Director of Sports Performance
Sean Ryan	Quarterbacks
Tracy Smith	Assistant Special Teams
Billy Voltaire	Assistant Strength & Conditioning / Performance Therapist
Anthony Weaver	Defensive Line
Wes Welker	Offensive/Special Teams Assistant

## PRONUNCIATION GUIDE

PLAYER	
Jordan Akins	AYE-kins
Johnson Bademosi	bad-uh-MOE-see
Jadeveon Clowney	juh-DEV-ee-on
Keke Coutee	Q-T
Julién Davenport	jew-lee-OWN
Duke Ejirofor	EDGE-eh-for
Ka'imi Fairbairn	kuh-EE-me FAIR-bairn
D'Onta Foreman	dee-ON-tay
DeAndre Hopkins	dee-ANDRE
Natrell Jamerson	nuh-TRELL JAY-mer-sin
Peter Kalambayi	cal-am-BYE-ee
Senio Kelemete	seh-NEEL kel-uh-MET-tay
D'Anton Lynn	DAN-tin
Tyrann Mathieu	TY-run MATH-you
Whitney Mercilus	MER-sih-lus
Martinas Rankin	Mar-TEE-nus

## HOW ACQUIRED KEY

CFA	College Free Agent
D	Draft Pick
FA	Free Agent
T	Trade
UFA	Unrestricted Free Agent
W	Waivers
()	Previous Team
TO	Tryout

# TEXANS ROSTER BY POSITION

QUARTERBACKS (3)								
NO. NAME	POS.	HT.	WT.	AGE	EXP.	COLLEGE	HOMETOWN	HOW ACQ.
3 Weeden, Brandon	QB	6-3	227	34	7	Oklahoma State	Oklahoma City, Okla.	UFA-'18 (TEN)
4 Watson, Deshaun	QB	6-2	215	23	2	Clemson	Gainesville, Ga.	D1-'17
5 Webb III, Joe	QB	6-4	231	31	9	Alabama-Birmingham	Birmingham, Ala.	UFA-'18 (BUF)
RUNNING BACKS (5)								
NO. NAME	POS.	HT.	WT.	AGE	EXP.	COLLEGE	HOMETOWN	HOW ACQ.
21 Ervin, Tyler	RB	5-10	182	24	3	San Jose State	San Bernardino, Calif.	D4-'16
26 Miller, Lamar	RB	5-10	221	27	7	Miami (Fla.)	Miami, Fla.	UFA-'16 (MIA)
27 Foreman, D'Onta (R/PUP)	RB	6-1	236	22	2	Texas	Texas City, Texas	D3-'17
28 Blue, Alfred	RB	6-2	229	27	5	LSU	Boutte, La.	D6b-'14
38 Howell, Buddy	RB	6-1	218	22	R	Florida Atlantic	Coconut Grove, Fla.	W-'18 (MIA)
WIDE RECEIVERS (8)								
NO. NAME	POS.	HT.	WT.	AGE	EXP.	COLLEGE	HOMETOWN	HOW ACQ.
10 Hopkins, DeAndre	WR	6-1	212	26	6	Clemson	Central, S.C.	D1-'13
12 Ellington, Bruce	WR	5-9	195	27	5	South Carolina	Moncks Corner, S.C.	FA-'17
15 Fuller V, Will	WR	6-0	184	24	3	Notre Dame	Philadelphia, Pa.	D1-'16
16 Coutee, Keke	WR	5-11	187	21	R	Texas Tech	Lufkin, Texas	D4-'18
17 Smith, Vyncint	WR	6-3	202	22	R	Limestone	Columbia, S.C.	CFA-'18
18 Coates Jr., Sammie	WR	6-1	213	25	4	Auburn	Leroy, Ala.	W-'18 (CLE)
19 Dupre, Malachi (PS)	WR	6-2	196	22	1	LSU	River Ridge, La.	FA-'18
86 Weah, Jester (PS)	WR	6-3	209	23	R	Pittsburgh	Madison, Wis.	CFA-'18
TIGHT ENDS (4)								
NO. NAME	POS.	HT.	WT.	AGE	EXP.	COLLEGE	HOMETOWN	HOW ACQ.
82 Lengel, Matt (PS)	TE	6-7	265	27	3	Eastern Kentucky	Mechanicsburg, Pa.	W-'18 (CLE)
83 Thomas, Jordan	TE	6-5	277	22	R	Mississippi State	Sumrall, Miss.	D6b-'18
84 Griffin, Ryan	TE	6-6	264	28	6	Connecticut	Londonderry, N.H.	D6d-'13
88 Akins, Jordan	TE	6-4	243	26	R	Central Florida	Locust Grove, Ga.	D3c-'18
OFFENSIVE LINE (12)								
NO. NAME	POS.	HT.	WT.	AGE	EXP.	COLLEGE	HOMETOWN	HOW ACQ.
61 Fuller, Kyle (PS)	C	6-5	320	24	2	Baylor	Wylie, Texas	D7-'17
62 Slade, Chad (PS)	G	6-5	321	26	2	Auburn	Moody, Ala.	CFA-'15
63 Johnson, Roderick	T	6-6	306	22	2	Florida State	Florissant, Mo.	W-'18 (CLE)
64 Kelemete, Senio	G	6-3	301	28	6	Washington	Seattle, Wash.	UFA-'18 (NO)
65 Mancz, Greg	C	6-4	302	26	4	Toledo	Cincinnati, Ohio	CFA-'15
66 Martin, Nick	C	6-4	295	25	3	Notre Dame	Indianapolis, Ind.	D2-'16
70 Davenport, Julián	T	6-7	325	23	2	Bucknell	Paulsboro, N.J.	D4a-'17
71 Sharpe, David (PS)	T	6-6	343	22	2	Florida	Jacksonville, Fla.	FA-'18
73 Fulton, Zach	C	6-5	321	26	5	Tennessee	Homewood, Ill.	UFA-'18 (KC)
74 Lamm, Kendall	T	6-6	299	26	4	Appalachian State	Charlotte, N.C.	CFA-'15
75 Rankin, Martinus	T	6-5	311	23	R	Mississippi State	Mendenhall, Miss.	D3b-'18
76 Henderson, Seantrel (IR)	T	6-7	351	26	5	Miami (Fla.)	St. Paul, Minn.	UFA-'18 (BUF)
LINEBACKERS (9)								
NO. NAME	POS.	HT.	WT.	AGE	EXP.	COLLEGE	HOMETOWN	HOW ACQ.
41 Cunningham, Zach	ILB	6-3	238	23	2	Vanderbilt	Pinson, Ala.	D2-'17
48 Bellamy, Davin (PS)	OLB	6-5	259	23	R	Georgia	Chamblee, Ga.	CFA-'18
51 Cole, Dylan	ILB	6-0	237	24	2	Missouri State	Springfield, Mo.	CFA-'17
52 Peters, Brian	ILB	6-4	237	29	4	Northwestern	Pickerington, Ohio	FA-'15
53 Ejorfor, Duke	OLB	6-4	255	23	R	Wake Forest	Houston, Texas	D6a-'18
55 McKinney, Benardrick	ILB	6-4	257	25	4	Mississippi State	Tunica, Miss.	D2-'15
57 Scarlett, Brennan	OLB	6-4	263	25	3	Stanford	Portland, Ore.	CFA-'16
58 Kalambayi, Peter	OLB	6-3	254	23	R	Stanford	Matthews, N.C.	D6c-'18
59 Mercilus, Whitney	OLB	6-4	258	28	7	Illinois	Akron, Ohio	D1-'12
DEFENSIVE BACKS (16)								
NO. NAME	POS.	HT.	WT.	AGE	EXP.	COLLEGE	HOMETOWN	HOW ACQ.
20 Reid, Justin	S	6-1	203	21	R	Stanford	Prairieville, La.	D3a-'18
22 Colvin, Aaron	CB	6-0	191	26	5	Oklahoma	Tulsa, Okla.	UFA-'18 (JAX)
23 Bademosi, Johnson	CB	6-0	219	28	7	Stanford	Silver Spring, Md.	UFA-'18 (NE)
24 Joseph, Johnathan	CB	5-11	186	34	13	South Carolina	Rock Hill, S.C.	UFA-'11 (CIN)
25 Jackson, Kareem	S	5-10	183	30	9	Alabama	Macon, Ga.	D1-'10
29 Hal, Andre (R/NFILL)	S	5-10	184	26	5	Vanderbilt	Port Allen, La.	D7a-'14
30 Johnson, Kevin (IR)	CB	6-0	182	26	4	Wake Forest	Clarksville, Md.	D1-'15
31 Jamerson, Natrell	S	6-0	200	22	R	Wisconsin	Ocala, Fla.	W-'18 (NO)
32 Mathieu, Tyrann	S	5-9	190	26	6	LSU	New Orleans, La.	FA-'18
33 Moore, A.J.	S	5-11	200	22	R	Mississippi	Bassfield, Miss.	W-'18 (NE)
34 Tyson, Mike (PS)	S	6-2	200	25	1	Cincinnati	Norfolk, Va.	FA-'18
35 Kelly Jr., Jermaine (IR)	CB	6-1	204	23	R	San Jose State	Los Angeles, Calif.	D7-'18
36 Webster, Kayvon	CB	5-11	193	27	6	South Florida	Opa-Locka, Fla.	FA-'18
37 Chachere, Andre (PS)	CB	6-0	196	22	R	San Jose State	Fresno, Calif.	CFA-'18
39 Borders, Breon (PS)	CB	6-0	189	23	1	Duke	Statesville, N.C.	FA-'18
43 Wright, Shareece	CB	5-11	184	31	8	Southern California	Colton, Calif.	FA-'18
DEFENSIVE LINE (8)								
NO. NAME	POS.	HT.	WT.	AGE	EXP.	COLLEGE	HOMETOWN	HOW ACQ.
90 Clowney, Jadeveon	DE	6-5	255	25	5	South Carolina	Rock Hill, S.C.	D1-'14
91 Watkins, Carlos	DE	6-3	297	24	2	Clemson	Mooresboro, N.C.	D4b-'17
92 Dunn, Brandon	NT	6-2	310	26	3	Louisville	Louisville, Ky.	FA-'15
93 Heath, Joel	DE	6-6	302	25	3	Michigan State	Cincinnati, Ohio	CFA-'16
95 Covington, Christian	DE	6-2	310	24	4	Rice	Vancouver, BC, Canada	D6b-'15
97 Blackson, Angelo	DE	6-4	319	25	4	Auburn	Bear, Del.	FA-'17
98 Reader, D.J.	NT	6-3	347	24	3	Clemson	Greensboro, N.C.	D5b-'16
99 Watt, J.J.	DE	6-5	288	29	8	Wisconsin	Pewaukee, Wis.	D1-'11
SPECIALISTS (3)								
NO. NAME	POS.	HT.	WT.	AGE	EXP.	COLLEGE	HOMETOWN	HOW ACQ.
7 Fairbairn, Ka'imi	K	6-0	183	24	3	UCLA	Kailua, Hawaii	CFA-'16
8 Daniel, Trevor	P	6-1	231	23	R	Tennessee	Dickson, Tenn.	CFA-'18
46 Weeks, Jon	LS	5-10	242	32	9	Baylor	Bethpage, N.Y.	FA-'10



# 2018 TEXANS PARTICIPATION

PLAYERS	@ NE 9/9	@ TEN 9/16	NYG 9/23	@ IND 9/30	DAL 10/7	BUF 10/14	@ JAX 10/21	MIA 10/25	@ DEN 11/4	@ WAS 11/18	TEN 11/26	CLE 12/2	IND 12/9	@ NYJ 12/15	@ PHI 12/23	JAX 12/30	GP/GS	DNP/IA
Akins, Jordan	GP	GP	-	-	-	-	-	-	-	-	-	-	-	-	-	-	2/0	0/0
Bademosi, Johnson	GP	GP	-	-	-	-	-	-	-	-	-	-	-	-	-	-	2/0	0/0
Blackson, Angelo	GP	GP	-	-	-	-	-	-	-	-	-	-	-	-	-	-	2/0	0/0
Blue, Alfred	GP	GP	-	-	-	-	-	-	-	-	-	-	-	-	-	-	2/0	0/0
Clowney, Jadeveon	<b>JACK</b>	IA	-	-	-	-	-	-	-	-	-	-	-	-	-	-	1/1	0/1
Coates Jr., Sammie	GP	IA	-	-	-	-	-	-	-	-	-	-	-	-	-	-	1/0	0/1
Cole, Dylan	GP	GP	-	-	-	-	-	-	-	-	-	-	-	-	-	-	2/0	0/0
Colvin, Aaron	GP	GP	-	-	-	-	-	-	-	-	-	-	-	-	-	-	2/0	0/0
Coutee, Keke	IA	IA	-	-	-	-	-	-	-	-	-	-	-	-	-	-	0/0	0/2
Covington, Christian	<b>DE</b>	IA	-	-	-	-	-	-	-	-	-	-	-	-	-	-	1/1	0/1
Cunningham, Zach	<b>WILL</b>	<b>WILL</b>	-	-	-	-	-	-	-	-	-	-	-	-	-	-	2/2	0/0
Daniel, Trevor	GP	GP	-	-	-	-	-	-	-	-	-	-	-	-	-	-	2/0	0/0
Davenport, Julién	<b>LT</b>	<b>RT</b>	-	-	-	-	-	-	-	-	-	-	-	-	-	-	2/2	0/0
Dunn, Brandon	GP	<b>NT</b>	-	-	-	-	-	-	-	-	-	-	-	-	-	-	2/1	0/0
Ejiofor, Duke	IA	GP	-	-	-	-	-	-	-	-	-	-	-	-	-	-	1/0	0/1
Ellington, Bruce	<b>WR</b>	GP	-	-	-	-	-	-	-	-	-	-	-	-	-	-	2/1	0/0
Ervin, Tyler	GP	GP	-	-	-	-	-	-	-	-	-	-	-	-	-	-	2/0	0/0
Fairbairn, Ka'imi	GP	GP	-	-	-	-	-	-	-	-	-	-	-	-	-	-	2/0	0/0
Fuller V, Will	IA	<b>WR</b>	-	-	-	-	-	-	-	-	-	-	-	-	-	-	1/1	0/1
Fulton, Zach	<b>RG</b>	<b>RG</b>	-	-	-	-	-	-	-	-	-	-	-	-	-	-	2/2	0/0
Griffin, Ryan	<b>TE</b>	<b>TE</b>	-	-	-	-	-	-	-	-	-	-	-	-	-	-	2/2	0/0
Heath, Joel	IA	GP	-	-	-	-	-	-	-	-	-	-	-	-	-	-	1/0	0/1
Hopkins, DeAndre	<b>WR</b>	<b>WR</b>	-	-	-	-	-	-	-	-	-	-	-	-	-	-	2/2	0/0
Howell, Buddy	<b>DNP</b>	GP	-	-	-	-	-	-	-	-	-	-	-	-	-	-	1/0	1/0
Jackson, Kareem	<b>S</b>	<b>CB</b>	-	-	-	-	-	-	-	-	-	-	-	-	-	-	2/2	0/0
Jamerson, Natrell	GP	GP	-	-	-	-	-	-	-	-	-	-	-	-	-	-	2/0	0/0
Johnson, Roderick	<b>PS</b>	IA	-	-	-	-	-	-	-	-	-	-	-	-	-	-	0/0	0/1
Joseph, Johnathan	<b>CB</b>	<b>CB</b>	-	-	-	-	-	-	-	-	-	-	-	-	-	-	2/2	0/0
Kalambayi, Peter	GP	GP	-	-	-	-	-	-	-	-	-	-	-	-	-	-	2/0	0/0
Kelemete, Senio	<b>LG</b>	<b>LG</b>	-	-	-	-	-	-	-	-	-	-	-	-	-	-	2/2	0/0
Lamm, Kendall	IA	GP	-	-	-	-	-	-	-	-	-	-	-	-	-	-	1/0	0/1
Mancz, Greg	GP	GP	-	-	-	-	-	-	-	-	-	-	-	-	-	-	2/0	0/0
Martin, Nick	<b>C</b>	<b>C</b>	-	-	-	-	-	-	-	-	-	-	-	-	-	-	2/2	0/0
Mathieu, Tyrann	<b>S</b>	<b>S</b>	-	-	-	-	-	-	-	-	-	-	-	-	-	-	2/2	0/0
McKinney, Benardrick	<b>MIKE</b>	<b>MIKE</b>	-	-	-	-	-	-	-	-	-	-	-	-	-	-	2/2	0/0
Mercilus, Whitney	<b>SAM</b>	<b>SAM</b>	-	-	-	-	-	-	-	-	-	-	-	-	-	-	2/2	0/0
Miller, Lamar	<b>RB</b>	<b>RB</b>	-	-	-	-	-	-	-	-	-	-	-	-	-	-	2/2	0/0
Moore, A.J.	GP	GP	-	-	-	-	-	-	-	-	-	-	-	-	-	-	2/0	0/0
Peters, Brian	GP	GP	-	-	-	-	-	-	-	-	-	-	-	-	-	-	2/0	0/0
Rankin, Martinas	GP	<b>LT</b>	-	-	-	-	-	-	-	-	-	-	-	-	-	-	2/1	0/0
Reader, D.J.	<b>NT</b>	<b>NT</b>	-	-	-	-	-	-	-	-	-	-	-	-	-	-	2/2	0/0
Reid, Justin	GP	<b>S</b>	-	-	-	-	-	-	-	-	-	-	-	-	-	-	2/1	0/0
Scarlett, Brennan	GP	<b>SAM</b>	-	-	-	-	-	-	-	-	-	-	-	-	-	-	2/1	0/0
Smith, Vyncint	<b>WR</b>	GP	-	-	-	-	-	-	-	-	-	-	-	-	-	-	2/1	0/0
Thomas, Jordan	GP	<b>TE</b>	-	-	-	-	-	-	-	-	-	-	-	-	-	-	2/1	0/0
Watkins, Carlos	IA	IA	-	-	-	-	-	-	-	-	-	-	-	-	-	-	0/0	0/2
Watson, Deshaun	<b>QB</b>	<b>QB</b>	-	-	-	-	-	-	-	-	-	-	-	-	-	-	2/2	0/0
Watt, J.J.	<b>DE</b>	<b>DE</b>	-	-	-	-	-	-	-	-	-	-	-	-	-	-	2/2	0/0
Webb III, Joe	GP	GP	-	-	-	-	-	-	-	-	-	-	-	-	-	-	2/0	0/0
Webster, Kayvon	IA	IA	-	-	-	-	-	-	-	-	-	-	-	-	-	-	0/0	0/2
Weeden, Brandon	<b>DNP</b>	<b>DNP</b>	-	-	-	-	-	-	-	-	-	-	-	-	-	-	0/0	2/0
Weeks, Jon	GP	GP	-	-	-	-	-	-	-	-	-	-	-	-	-	-	2/0	0/0
Wright, Shareece	<b>^</b>	GP	-	-	-	-	-	-	-	-	-	-	-	-	-	-	1/0	0/0

## Practice Squad

Bellamy, Davin	<b>PS</b>	<b>PS</b>	-	-	-	-	-	-	-	-	-	-	-	-	-	-	0/0	0/0
Borders, Breon	<b>^</b>	<b>PS</b>	-	-	-	-	-	-	-	-	-	-	-	-	-	-	0/0	0/0
Chachere, Andre	<b>PS</b>	<b>PS</b>	-	-	-	-	-	-	-	-	-	-	-	-	-	-	0/0	0/0
Dupre, Malachi	<b>^</b>	<b>PS</b>	-	-	-	-	-	-	-	-	-	-	-	-	-	-	0/0	0/0
Fuller, Kyle	<b>PS</b>	<b>PS</b>	-	-	-	-	-	-	-	-	-	-	-	-	-	-	0/0	0/0
Lengel, Matt	<b>PS</b>	<b>PS</b>	-	-	-	-	-	-	-	-	-	-	-	-	-	-	0/0	0/0
Sharpe, David	<b>^</b>	<b>PS</b>	-	-	-	-	-	-	-	-	-	-	-	-	-	-	0/0	0/0
Slade, Chad	<b>PS</b>	<b>PS</b>	-	-	-	-	-	-	-	-	-	-	-	-	-	-	0/0	0/0
Tyson, Mike	<b>PS</b>	<b>PS</b>	-	-	-	-	-	-	-	-	-	-	-	-	-	-	0/0	0/0
Weah, Jester	<b>PS</b>	<b>PS</b>	-	-	-	-	-	-	-	-	-	-	-	-	-	-	0/0	0/0

## All Others

Foreman, D'Onta	<b>R/PUP</b>	<b>R/PUP</b>	-	-	-	-	-	-	-	-	-	-	-	-	-	-	0/0	0/0
Hal, Andre	<b>R/NFILL</b>	<b>R/NFILL</b>	-	-	-	-	-	-	-	-	-	-	-	-	-	-	0/0	0/0
Henderson, Seantriel	<b>RT</b>	<b>IR</b>	-	-	-	-	-	-	-	-	-	-	-	-	-	-	1/1	0/0
Johnson, Kevin	<b>CB</b>	<b>IR</b>	-	-	-	-	-	-	-	-	-	-	-	-	-	-	1/1	0/0
Kelly Jr., Jermaine	<b>IR</b>	<b>IR</b>	-	-	-	-	-	-	-	-	-	-	-	-	-	-	0/0	0/0

## PARTICIPATION KEY:

Starters indicated by position, GP=Games Played, IA=Inactive, DNP=Did Not Play, IR=Reserve/Injured, IRD=Injured Reserve – Designated For Return, NFI=Non-Football Injury, NFILL=Non-Football Illness, PS=Practice Squad, PSI=Practice Squad Injured, PSIR=Practice Squad/Injured Reserve, PUP=Physically Unable to Perform, INJ=Injured, I=Inactive, I/SUS=Inactive/League Susp., N/NFI=Inactive/NFI, R/SUS=Reserve/League Susp., R/PUP=Reserve/PUP, R/NFI=Reserve/NFI, R/NFILL=Reserve/NFILL, SUS=Reserve/Suspended, UNS=Unsigned, NOT=Not on Roster, EXE=Active/Roster Exemption, IPP=International Player Pathway/PS Exemption, ^=With Other Team

# 2018 TEXANS STARTERS

## STARTERS - OFFENSE

	WR	LT	LG	C	RG	RT	TE	WR	WR	QB	RB
9/9 at New England	D.Hopkins	J.Davenport	S.Kelemete	N.Martin	Z.Fulton	S.Henderson	R.Griffin	B.Ellington	<u>V.Smith</u>	D.Watson	L.Miller
9/16 at Tennessee	D.Hopkins	<u>M. Rankin</u>	S.Kelemete	N.Martin	Z.Fulton	J.Davenport	R.Griffin	<u>J.Thomas (TE)</u>	W.Fuller V	D.Watson	L.Miller
9/23 vs. N.Y. Giants											
9/30 at Indianapolis											
10/7 vs. Dallas											
10/14 vs. Buffalo											
10/21 at Jacksonville											
10/25 vs. Miami											
11/4 at Denver											
11/18 at Washington											
11/26 vs. Tennessee											
12/2 vs. Cleveland											
12/9 vs. Indianapolis											
12/15 at N.Y. Jets											
12/23 at Philadelphia											
12/30 vs Jacksonville											

**Bold underline** denotes rookie

## STARTERS - DEFENSE

	DE	NT	DE	JACK	WILL	MIKE	SAM	CB	CB	S	S
9/9 at New England	J.Watt	D.Reader	C.Covington	J.Clowney	Z.Cunningham	B.McKinney	W.Mercilus	J.Joseph	K.Johnson	T.Mathieu	K.Jackson
9/16 at Tennessee	J.Watt	B.Dunn	D.Reader	B.Scarlett	Z.Cunningham	B.McKinney	W.Mercilus	J.Joseph	K.Jackson	T.Mathieu	<u>J.Reid</u>
9/23 vs. N.Y. Giants											
9/30 at Indianapolis											
10/7 vs. Dallas											
10/14 vs. Buffalo											
10/21 at Jacksonville											
10/25 vs. Miami											
11/4 at Denver											
11/18 at Washington											
11/26 vs. Tennessee											
12/2 vs. Cleveland											
12/9 vs. Indianapolis											
12/15 at N.Y. Jets											
12/23 at Philadelphia											
12/30 vs Jacksonville											

**Bold underline** denotes rookie



## 2018 TEXANS INACTIVES & CAPTAINS

### 2018 REGULAR SEASON INACTIVES

DATE	OPPONENT	1	2	3	4	5	6	7
09/09	at New England	<b><u>Keke Coutee</u></b>	<b><u>Duke Ejirofor</u></b>	Will Fuller V	Joel Heath	Kendall Lamm	Carlos Watkins	Kayvon Webster
09/16	at Tennessee	Jadeveon Clowney	Sammie Coates Jr.	<b><u>Keke Coutee</u></b>	Christian Covington	Roderick Johnson	Carlos Watkins	Kayvon Webster
09/23	N.Y. Giants	--	--	--	--	--	--	--
09/30	at Indianapolis	--	--	--	--	--	--	--
10/07	Dallas	--	--	--	--	--	--	--
10/14	Buffalo	--	--	--	--	--	--	--
10/21	at Jacksonville	--	--	--	--	--	--	--
10/25	Miami	--	--	--	--	--	--	--
11/04	at Denver	--	--	--	--	--	--	--
11/18	at Washington	--	--	--	--	--	--	--
11/26	Tennessee	--	--	--	--	--	--	--
12/02	Cleveland	--	--	--	--	--	--	--
12/09	Indianapolis	--	--	--	--	--	--	--
12/15	at N.Y. Jets	--	--	--	--	--	--	--
12/23	at Philadelphia	--	--	--	--	--	--	--
12/30	Jacksonville	--	--	--	--	--	--	--

**Bold underline** denotes rookie



# TEXANS UNOFFICIAL DEPTH CHART

*\*Last updated by Texans PR staff on Sept. 12, 2018*

## OFFENSE

WR	10 DeAndre Hopkins	<u>17 Vyncint Smith</u>	
LT	<u>75 Martinas Rankin</u>	63 Roderick Johnson	
LG	64 Senio Kelemete		
C	66 Nick Martin	65 Greg Mancz	
RG	73 Zach Fulton		
RT	70 Julián Davenport	74 Kendall Lamm	
TE	84 Ryan Griffin	<u>88 Jordan Akins</u> -OR- <u>83 Jordan Thomas</u>	
WR	12 Bruce Ellington	<u>16 Keke Coutee</u>	
WR	15 Will Fuller V	18 Sammie Coates Jr.	
QB	4 Deshaun Watson	3 Brandon Weeden	5 Joe Webb III
RB	26 Lamar Miller	28 Alfred Blue	21 Tyler Ervin <u>38 Buddy Howell</u>

## DEFENSE

DE	99 J.J. Watt	91 Carlos Watkins	
NT	98 D.J. Reader	92 Brandon Dunn	
DE	95 Christian Covington	97 Angelo Blackson	93 Joel Heath
SAM	59 Whitney Mercilus	57 Brennan Scarlett	<u>58 Peter Kalambayi</u>
MIKE	55 Benardrick McKinney	52 Brian Peters	
WILL	41 Zach Cunningham	51 Dylan Cole	
JACK	90 Jadeveon Clowney	<u>53 Duke Ejiofor</u>	
CB	24 Johnathan Joseph	36 Kayvon Webster	23 Johnson Bademosi
CB	22 Aaron Colvin	43 Shareece Wright	
S	32 Tyrann Mathieu	<u>31 Natrell Jamerson</u>	<u>33 A.J. Moore</u>
S	25 Kareem Jackson -OR-	<u>20 Justin Reid</u>	

## SPECIAL TEAMS

PK	7 Ka'imi Fairbairn		
P	<u>8 Trevor Daniel</u>		
LS	46 Jon Weeks		
KR	21 Tyler Ervin	12 Bruce Ellington	<u>16 Keke Coutee</u>
PR	21 Tyler Ervin	12 Bruce Ellington	<u>16 Keke Coutee</u>
H	<u>8 Trevor Daniel</u>		

Bold underline denotes rookies





**HOUSTON**  
**TEXANS**



**MISC. STATS**



# THE LAST TIME

BY TEXANS

BY OPPONENT

## PASSING

527 , Matt Schaub vs. Jacksonville, 11/18/12	500 YARDS PASSING	* Never Has Happened *
402 , Deshaun Watson @ Seattle, 10/29/17	400 YARDS PASSING	452 , Russell Wilson @ Seattle, 10/29/17
310 , Deshaun Watson @ Tennessee, 09/16/18	300 YARDS PASSING	326 , Blake Bortles @ Jacksonville, 12/17/17
504 , Matt Schaub vs. Jacksonville, 11/18/12	400 NET PASSING YARDS	446 , Russell Wilson @ Seattle, 10/29/17
331 , Tom Savage @ Tennessee, 12/03/17	300 NET PASSING YARDS	326 , Blake Bortles @ Jacksonville, 12/17/17
6 , Ryan Fitzpatrick: (7, 58, 34, 8, 4, 1) vs. Tennessee, 11/30/14	SIX TOUCHDOWN PASSES	6 , Aaron Rodgers: (48, 21, 6, 41, 1, 18) vs. Green Bay, 10/14/12
5 , Deshaun Watson: (1, 34, 48, 9, 6) vs. Kansas City, 10/08/17	FIVE TOUCHDOWN PASSES	5 , Tom Brady: (25, 42, 47, 7, 5) @ New England, 09/24/17
4 , Deshaun Watson: (72, 2, 20, 59) @ Seattle, 10/29/17	FOUR TOUCHDOWN PASSES	4 , Russell Wilson: (18, 1, 7, 20) @ Seattle, 10/29/17
3 , Deshaun Watson: (3, 39, 1) vs. Cleveland, 10/15/17	THREE TOUCHDOWN PASSES	3 , Tom Brady: (21, 12, 4) @ New England, 09/09/18
* Never Has Happened *	FOUR OR MORE INTERCEPTION GAME	* Never Has Happened *
3 , Glover Quin vs. Tennessee, 11/28/10	THREE INTERCEPTION GAME	* Never Has Happened *
2 , Johnathan Joseph vs. Cleveland, 10/15/17	TWO INTERCEPTION GAME	2 , Richard Sherman @ Seattle, 10/29/17

## RUSHING

* Never Has Happened *	300 YARDS RUSHER	* Never Has Happened *
231 , Arian Foster vs. Indianapolis, 09/12/10	200 YARDS RUSHER	211 , Larry Johnson vs. Kansas City, 11/20/05
108 , Alfred Blue vs. Pittsburgh, 12/25/17	100 YARDS RUSHER	100 , Frank Gore @ Indianapolis, 12/31/17
124 /115 , Arian Foster/Ben Tate vs. Cleveland, 11/06/11	TWO 100-YARD RUSHERS	141 /104 , Shaun Alexander/Maurice Morris @ Seattle, 10/16/05
* Never Has Happened *	FIVE TOUCHDOWNS RUSHING	* Never Has Happened *
* Never Has Happened *	FOUR TOUCHDOWNS RUSHING	4 , Shaun Alexander: (4, 5, 1, 23) @ Seattle, 10/16/05
3 , Ben Tate: (10, 20, 8) vs. New England, 12/01/13	THREE TOUCHDOWNS RUSHING	3 , Devonta Freeman: (23, 16, 6) @ Atlanta, 10/04/15
2 , D'Onta Foreman: (34, 3) vs. Arizona, 11/19/17	TWO TOUCHDOWNS RUSHING	2 , Tommy Bohanon: (1, 1) @ Jacksonville, 12/17/17
* Never Has Happened *	TWO PLAYERS WITH TWO TD RUSHING	* Never Has Happened *

## RECEIVING

113 /110 , Will Fuller V/DeAndre Hopkins @ Tennessee, 09/16/18	TWO 100-YARD RECEIVERS	121 /105 , Tyler Lockett/Paul Richardson @ Seattle, 10/29/17
224 , DeAndre Hopkins @ Seattle, 10/29/17	200 YARDS RECEIVER	223 , T.Y. Hilton vs. Indianapolis, 10/09/14
113 , Will Fuller V @ Tennessee, 09/16/18	100 YARDS RECEIVER	123 , Rob Gronkowski @ New England, 09/09/18
* Never Has Happened *	FOUR TOUCHDOWNS RECEPTIONS	* Never Has Happened *
3 , DeAndre Hopkins: (1, 34, 6) vs. Kansas City, 10/08/17	THREE TOUCHDOWNS RECEPTIONS	3 , T.Y. Hilton: (10, 58, 9) vs. Indianapolis, 11/03/13
2 , DeAndre Hopkins: (29, 7) vs. San Francisco, 12/10/17	TWO TOUCHDOWNS RECEPTIONS	2 , Jaydon Mickens: (14, 5) @ Jacksonville, 12/17/17
* Never Has Happened *	TWO PLAYERS WITH TWO TD RECEPTIONS	2 , Jimmy Graham: (18, 1)/Paul Richardson: (7, 20) @ Seattle, 10/29/17

## COMBINED YARDS AND TOUCHDOWNS

102 /355 , Arian Foster/Matt Schaub vs. Seattle, 09/29/13	100-YARD RUSHER AND 300-YARD PASSER	107 /324 , Kareem Hunt/Alex Smith vs. Kansas City, 10/08/17
113 /310 , Will Fuller V/Deshaun Watson @ Tennessee, 09/16/18	100-YARD RECEIVER AND 300-YARD PASSER	186 /326 , Keelan Cole/Blake Bortles @ Jacksonville, 12/17/17
106 /107 , Lamar Miller/Will Fuller V vs. Chicago, 09/11/16	100 YARDS RUSHING AND RECEIVING	112 /109 , LeSean McCoy/Sammy Watkins @ Buffalo, 12/06/15
102 /355 /110 , Arian Foster/Matt Schaub Andre Johnson vs. Seattle, 09/29/13	100-YARD RUSHER, 300-YARD PASSER, 100-YARD RECEIVER	101 /305 /132 , Ray Rice/Joe Flacco Anquan Boldin @ Baltimore, 10/16/11

## DEFENSE

82 , Johnathan Joseph(11:23) (Shotgun) 8-K.Hogan pass short right intended for 29-D.Johnson INTERCEPTED by 24-J.Joseph at HST 18. 24-J.Joseph for 82 yards, TOUCHDOWN. vs. Cleveland, 10/15/17	INTERCEPTED PASS RETURNED FOR A TOUCHDOWN	78 , Earl Thomas(10:21) (Shotgun) 4-D.Watson pass short middle intended for 10-D.Hopkins INTERCEPTED by 29-E.Thomas at SEA 22. 29-E.Thomas for 78 yards, TOUCHDOWN. @ Seattle, 10/29/17
------------------------------------------------------------------------------------------------------------------------------------------------------------------------------------------------	-------------------------------------------	-----------------------------------------------------------------------------------------------------------------------------------------------------------------------------------------



# THE LAST TIME

34 , Lamarr Houston(1:05) (Shotgun) 7-J.Brissett sacked at IND 39 for -10 yards (35-E.Pleasant). FUMBLES (35-E.Pleasant) (35-E.Pleasant), RECOVERED by HST-58-L.Houston at IND 34. 58-L.Houston for 34 yards, TOUCHDOWN. vs. Indianapolis, 11/05/17

## FUMBLE RETURNED FOR A TOUCHDOWN

53 , Dante Fowler(1:00) (Shotgun) 3-T.Savage sacked at JAX 47 for -10 yards (91-Y.Ngakooue). FUMBLES (91-Y.Ngakooue), RECOVERED by JAX-56-D.Fowler at JAX 47. 56-D.Fowler for 53 yards, TOUCHDOWN. vs. Jacksonville, 09/10/17

(10:17) (Shotgun) 8-K.Hogan pass incomplete short middle [55-B.McKinney]. PENALTY on CLV-8-K.Hogan, Intentional Grounding, 6 yards, enforced in End Zone, SAFETY. Penalty on CLV, Illegal Formation, declined. vs. Cleveland, 10/15/17

## SAFETY SCORED

Hassan Ridgeway(12:12) 77-D.Quessenberry and 61-K.Fuller reported in as eligible. 2-T.Yates sacked in End Zone for -8 yards, SAFETY (91-H.Ridgeway). @ Indianapolis, 12/31/17

Houston 20, Tennessee 0 vs. Tennessee, 11/28/10

## SHUTOUT

New England 27, Houston 0 @ New England, 09/22/16

4.0 , Connor Barwin @ Jacksonville, 11/27/11

## FOUR SACK GAME

4.0 , Calais Campbell vs. Jacksonville, 09/10/17

3.5 , Whitney Mercilus vs. Jacksonville, 01/03/16

## THREE SACK GAME

3.0 , Mike Hilton vs. Pittsburgh, 12/25/17

2.0 , D.J. Reader @ New England, 09/09/18

## TWO SACK GAME

2.0 , Jurrell Casey @ Tennessee, 09/16/18

## SPECIAL TEAMS

95 , Jacoby Jones9-S.Lechler kicks 75 yards from OAK 20 to HST 5. 12-J.Jones for 95 yards, TOUCHDOWN. vs. Oakland, 10/04/09

## KICKOFF RETURNED FOR A TOUCHDOWN

100 , Marqise Lee8-N.Novak kicks 65 yards from HST 35 to JAX 0. 11-M.Lee for 100 yards, TOUCHDOWN. PENALTY on JAX-11-M.Lee, Unsportsmanlike Conduct, 15 yards, enforced between downs. vs. Jacksonville, 12/18/16

67 , Will Fuller V(1:12) 6-B.Kern punts 45 yards to HST 33, Center-48-B.Brinkley. 15-W.Fuller for 67 yards, TOUCHDOWN. (The Punt Hangtime Was 3.65 seconds.) vs. Tennessee, 10/02/16

## PUNT RETURNED FOR A TOUCHDOWN

82 , Tyreek Hill(7:41) 9-S.Lechler punts 52 yards to KC 18, Center-46-J.Weeks. 10-T.Hill for 82 yards, TOUCHDOWN. vs. Kansas City, 10/08/17

\* Never Has Happened \*

## BLOCKED FIELD GOAL RETURNED FOR A TOUCHDOWN

\* Never Has Happened \*

Alfred Blue(2:15) 5-T.Way punt is BLOCKED by 28-A.Blue, Center-57-N.Sundberg, RECOVERED by HST-28-A.Blue at WAS 5. 28-A.Blue for 5 yards, TOUCHDOWN. vs. Washington, 09/07/14

## BLOCKED PUNT RETURNED FOR A TOUCHDOWN

\* Never Has Happened \*

52 , Ka'imi Fairbairn(8:20) 7-K.Fairbairn 52 yard field goal is GOOD, Center-46-J.Weeks, Holder-9-S.Lechler. @ Indianapolis, 12/31/17

## MADE FIELD GOAL OF 50 YARDS OR LONGER

54 , Adam Vinatieri(8:52) (Field Goal formation) 4-A.Vinatieri 54 yard field goal is GOOD, Center-46-L.Rhodes, Holder-2-R.Sanchez. @ Indianapolis, 12/31/17

43 , Randy Bullock(3:27) 4-R.Bullock 43 yard field goal is BLOCKED (96-A.Woods), Center-46-J.Weeks, Holder-9-S.Lechler. vs. Tennessee, 11/30/14

## BLOCKED FIELD GOAL

53 , Graham Gano(2:48) 9-G.Gano 53 yard field goal is BLOCKED (93-J.Crick), Center-44-J.Jansen, Holder-8-B.Nortman. @ Carolina, 09/20/15

Shane Lechler(10:41) 9-S.Lechler punt is BLOCKED by 98-D.Moore, Center-46-J.Weeks, ball out of bounds at HST 29. HST-9-S.Lechler was injured during the play. @ N.Y. Giants, 09/21/14

## BLOCKED PUNT

Tress Way(2:15) 5-T.Way punt is BLOCKED by 28-A.Blue, Center-57-N.Sundberg, RECOVERED by HST-28-A.Blue at WAS 5. 28-A.Blue for 5 yards, TOUCHDOWN. vs. Washington, 09/07/14

Ka'imi Fairbairn7-K.Fairbairn extra point is No Good, Wide Left, Center-46-J.Weeks, Holder-9-S.Lechler. vs. San Francisco, 12/10/17

## MISSED POINT AFTER TOUCHDOWN ATTEMPT

Jason Myers2-J.Myers extra point is No Good, Wide Right, Center-43-M.Overton, Holder-3-B.Nortman. vs. Jacksonville, 09/10/17

Kai Forbath2-K.Forbath extra point is Blocked (99-J.Watt), Center-57-N.Sundberg, Holder-5-T.Way. vs. Washington, 09/07/14

## POINT AFTER TOUCHDOWN ATTEMPT BLOCKED

Nick Novak8-N.Novak extra point is Blocked (99-M.Hunt), Center-46-J.Weeks, Holder-9-S.Lechler. DEFENSIVE TWO-POINT ATTEMPT. 57-V.Rey recovered the blocked kick. ATTEMPT FAILS. vs. Cincinnati, 12/24/16

Jonathan Grimes8-N.Novak kicks onside 24 yards from HST 35 to SD 41. RECOVERED by HST-41-J.Grimes. vs. San Diego, 11/27/16

## SUCCESSFUL ONSIDE KICK

Pat McAfee1-P.McAfee kicks onside 11 yards from IND 35 to IND 46. RECOVERED by IND-1-P.McAfee. vs. Indianapolis, 10/09/14

5 , Nick Novak: (41, 34, 24, 21, 52) @ Indianapolis, 12/11/16

## FIVE FIELD GOALS

5 , Harrison Butker: (49, 35, 35, 41, 42) vs. Kansas City, 10/08/17

4 , Ka'imi Fairbairn: (36, 31, 40, 39) @ New England, 09/24/17

## FOUR FIELD GOALS

4 , Robbie Gould: (41, 25, 35, 52) vs. San Francisco, 12/10/17

3 , Ka'imi Fairbairn: (37, 36, 25) @ Baltimore, 11/27/17

## THREE FIELD GOALS

3 , Justin Tucker: (49, 31, 53) @ Baltimore, 11/27/17

# TEXANS HIGHS & LOWS

Texans	(As of Sep 18, 2018, 9:26 am PDT)					2018 : Regular Season
	HIGH	DATE	OPPONENT	LOW	DATE	OPPONENT
Total Plays	71	9/9	at New England	62	9/16	at Tennessee
Total Yards	437	9/16	at Tennessee	325	9/9	at New England
Total First Downs	21	9/9	at New England	21	9/9 9/16	at New England at Tennessee
First Downs Rushing	10	9/9	at New England	6	9/16	at Tennessee
First Downs Passing	13	9/16	at Tennessee	8	9/9	at New England
First Down Penalties	3	9/9	at New England	2	9/16	at Tennessee
Total Net Yards Rushing	167	9/9	at New England	148	9/16	at Tennessee
Rushing Attempts	34	9/9	at New England	26	9/16	at Tennessee
Rushing Average Yards	5.7	9/16	at Tennessee	4.9	9/9	at New England
Rushing Touchdowns	1	9/9	at New England	0	9/16	at Tennessee
Total Net Yards Passing	289	9/16	at Tennessee	158	9/9	at New England
Passing Attempts	34	9/9	at New England	32	9/16	at Tennessee
Passing Completions	22	9/16	at Tennessee	17	9/9	at New England
Passing Touchdowns	2	9/16	at Tennessee	1	9/9	at New England
Passing Yards Average	8	9/16	at Tennessee	4.3	9/9	at New England
Passes Thrown for Interception	1	9/9	at New England	1	9/9 9/16	at New England at Tennessee
Times Sacked	4	9/16	at Tennessee	3	9/9	at New England
Sack Yards Lost	21	9/16	at Tennessee	18	9/9	at New England
Total Punts	6	9/9	at New England	4	9/16	at Tennessee
Total Punt Yards	230	9/9	at New England	164	9/16	at Tennessee
Punt Gross Average Yards	41	9/16	at Tennessee	38.3	9/9	at New England
Punt Net Average Yards	38.3	9/9	at New England	35.5	9/16	at Tennessee
Punt Returns	4	9/16	at Tennessee	2	9/9	at New England
Punt Return Yards	25	9/16	at Tennessee	20	9/9	at New England
Total Penalties	11	9/16	at Tennessee	6	9/9	at New England
Penalty Yards	88	9/16	at Tennessee	44	9/9	at New England
Total Fumbles	2	9/16	at Tennessee	1	9/9	at New England
Fumbles Lost	1	9/9	at New England	0	9/16	at Tennessee
Time of Possession	29:38	9/16	at Tennessee	28:50	9/9	at New England



# OPPONENT HIGHS & LOWS

Opponents

(As of Sep 18, 2018, 9:26 am PDT)

2018 : Regular Season

	HIGH	DATE	OPPONENT	LOW	DATE	OPPONENT
Total Plays	72	9/9	at New England	57	9/16	at Tennessee
Total Yards	389	9/9	at New England	283	9/16	at Tennessee
Total First Downs	23	9/9	at New England	15	9/16	at Tennessee
First Downs Rushing	7	9/16	at Tennessee	5	9/9	at New England
First Downs Passing	16	9/9	at New England	7	9/16	at Tennessee
First Down Penalties	2	9/9	at New England	1	9/16	at Tennessee
Total Net Yards Rushing	122	9/9	at New England	100	9/16	at Tennessee
Rushing Attempts	34	9/16	at Tennessee	31	9/9	at New England
Rushing Average Yards	3.9	9/9	at New England	2.9	9/16	at Tennessee
Rushing Touchdowns	0	9/9	at New England	0	9/9	at New England
					9/16	at Tennessee
Total Net Yards Passing	267	9/9	at New England	183	9/16	at Tennessee
Passing Attempts	39	9/9	at New England	22	9/16	at Tennessee
Passing Completions	26	9/9	at New England	15	9/16	at Tennessee
Passing Touchdowns	3	9/9	at New England	2	9/16	at Tennessee
Passing Yards Average	8	9/16	at Tennessee	6.5	9/9	at New England
Passes Thrown for Interception	1	9/9	at New England	0	9/16	at Tennessee
Times Sacked	2	9/9	at New England	1	9/16	at Tennessee
Sack Yards Lost	10	9/9	at New England	8	9/16	at Tennessee
Total Punts	6	9/9	at New England	5	9/16	at Tennessee
Total Punt Yards	281	9/9	at New England	261	9/16	at Tennessee
Punt Gross Average Yards	52.2	9/16	at Tennessee	46.8	9/9	at New England
Punt Net Average Yards	47.2	9/16	at Tennessee	43.5	9/9	at New England
Punt Returns	1	9/9	at New England	1	9/9	at New England
					9/16	at Tennessee
Punt Return Yards	2	9/16	at Tennessee	0	9/9	at New England
Total Penalties	8	9/16	at Tennessee	6	9/9	at New England
Penalty Yards	70	9/16	at Tennessee	36	9/9	at New England
Total Fumbles	3	9/9	at New England	1	9/16	at Tennessee
Fumbles Lost	2	9/9	at New England	0	9/16	at Tennessee
Time of Possession	31:10	9/9	at New England	30:22	9/16	at Tennessee

# INDIVIDUAL SINGLE-GAME HIGHS

Texans : Offense

(As of Sep 18, 2018, 9:26 am PDT)

2018 : Regular Season

	DATE	OPPONENT	VALUE	WHO
Rushing Yards	9/9	at New England	98	Lamar Miller
Rushing Attempts	9/9	at New England	20	Lamar Miller
Rushing Touchdowns	9/9	at New England	1	Alfred Blue
Longest Touchdown Run	9/9	at New England	1	Alfred Blue
Longest Run from Scrimmage	9/9	at New England	31	Lamar Miller
Passing Yards	9/16	at Tennessee	310	Deshaun Watson
Passing Attempts	9/9	at New England	34	Deshaun Watson
Passing Completions	9/16	at Tennessee	22	Deshaun Watson
Passing Yards per Attempt	9/16	at Tennessee	9.7	Deshaun Watson
Longest Pass Completion	9/16	at Tennessee	39	Deshaun Watson
Passing Touchdowns	9/16	at Tennessee	2	Deshaun Watson
Longest Touchdown Pass	9/16	at Tennessee	39	Deshaun Watson
Most Interceptions Thrown	9/9	at New England	1	Deshaun Watson
	9/16	at Tennessee	1	Deshaun Watson
Times Sacked	9/16	at Tennessee	4	Deshaun Watson
Sacked Yards Lost	9/16	at Tennessee	21	Deshaun Watson
Rating	9/16	at Tennessee	107.6	Deshaun Watson
Receptions	9/9	at New England	8	DeAndre Hopkins
	9/16	at Tennessee	8	Will Fuller V
Receiving Yards	9/16	at Tennessee	113	Will Fuller V
Receiving Touchdowns	9/9	at New England	1	Bruce Ellington
	9/16	at Tennessee	1	Will Fuller V
	9/16	at Tennessee	1	DeAndre Hopkins
Longest Reception	9/16	at Tennessee	39	Will Fuller V
Longest Reception Touchdown	9/16	at Tennessee	39	Will Fuller V
Yards After Catch	9/9	at New England	21	DeAndre Hopkins
Pass Target	9/9	at New England	11	DeAndre Hopkins
	9/16	at Tennessee	11	DeAndre Hopkins



# HOUSTON TEXANS RECORD WHEN...

CATEGORY	2018 SEASON W-L	ALL-TIME W-L
TEXANS AT NRG STADIUM	0-0	66-62
TEXANS ON THE ROAD	0-2	44-86
TEXANS ON GRASS	0-1	84-98
TEXANS ON ARTIFICIAL TURF	0-1	26-50
TEXANS IN DOMES	0-0	2-13
TEXANS IN RETRACTABLE ROOF STADIUMS	0-0	68-73
TEXANS OUTDOORS	0-2	40-62
NRG STADIUM ROOF OPEN	0-0	24-21
NRG STADIUM ROOF CLOSED	0-0	42-41
TEXANS SCORE FIRST	0-0	73-49
OPPONENT SCORES FIRST	0-2	37-99
TEXANS SCORE ON FIRST POSSESSION	0-0	41-36
TEXANS SCORE 20 OR MORE POINTS	0-1	88-55
TEXANS SCORE 19 OR LESS POINTS	0-1	22-93
TEXANS ALLOW 20 OR MORE	0-2	31-133
TEXANS ALLOW 19 OR LESS POINTS	0-0	79-15
TEXANS LEAD AFTER 1ST QUARTER	0-0	58-37
TEXANS TRAIL AFTER 1ST QUARTER	0-2	26-87
SCORE TIED AFTER 1ST QUARTER	0-0	26-24
TEXANS LEAD AT HALFTIME	0-0	72-31
TEXANS TRAIL AT HALFTIME	0-2	31-108
SCORE TIED AT HALFTIME	0-0	7-9
TEXANS LEAD AFTER 3RD QUARTER	0-0	80-21
TEXANS TRAIL AFTER 3RD QUARTER	0-2	20-115
SCORE TIED AFTER 3RD QUARTER	0-0	10-12
GAME GOES TO OVERTIME	0-0	5-9
TEXANS HAVE + TURNOVER RATIO	0-1	69-19
TEXANS HAVE - TURNOVER RATIO	0-1	20-95
TURNOVER RATIO EVEN	0-0	21-34
TEXANS HAVE 30:00+ TOP	0-0	90-49
TEXANS HAVE LESS THAN 30:00 TOP	0-2	20-99
TEXANS HAVE 100-YARD RUSHER	0-0	40-25
TEXANS HAVE 300 NET PASSING YARDS	0-0	12-23
TEXANS HAVE 1 100-YARD RECEIVER	0-0	38-41
TEXANS HAVE 2 100-YARD RECEIVERS	0-1	3-7
TEXANS WIN COIN TOSS	0-1	52-81
TEXANS LOSE COIN TOSS	0-1	58-67
TEXANS WEARING BLUE JERSEYS	0-1	48-49
TEXANS WEARING WHITE JERSEYS	0-1	50-89
TEXANS WEARING RED JERSEYS	0-0	10-9
TEXANS WEARING ALL-WHITE	0-0	7-7
TEXANS WEARING ALL-BLUE	0-0	7-6
TEXANS WEARING ALL-RED	0-0	2-2
TEXANS WEARING COLOR RUSH	0-0	1-0

CATEGORY	2018 SEASON W-L	ALL-TIME W-L
IN SEPTEMBER	0-2	24-31
IN OCTOBER	0-0	28-34
IN NOVEMBER	0-0	26-37
IN DECEMBER	0-0	29-42
IN JANUARY	0-0	3-4
ON SUNDAY NIGHT	0-0	3-8
ON THURSDAY NIGHT	0-0	2-6
ON MONDAY NIGHT	0-0	4-8
ON SATURDAY	0-0	1-1
DAY GAMES	0-2	100-126
NIGHT GAMES	0-0	10-22
VS. AFC SOUTH OVERALL	0-1	41-56
VS. AFC SOUTH AT HOME	0-0	25-23
VS. AFC SOUTH ON THE ROAD	0-1	16-33
VS. AFC	0-2	84-110
VS. AFC NORTH	0-0	16-18
VS. AFC EAST	0-1	14-18
VS. AFC WEST	0-0	13-18
VS. NFC	0-0	26-38
VS. NFC EAST	0-0	4-12
VS. NFC SOUTH	0-0	9-7
VS. NFC NORTH	0-0	8-8
VS. NFC WEST	0-0	5-11

# TEAM SEASON TOTALS

Texans

(As of Sep 18, 2018, 9:26 am PDT)

2018 : Regular Season

TEXANS																								
		FIRST DOWNS				OFFENSE			NET PASSING							NET RUSHING				PEN		FUMBLES		
DATE	OPPONENT	T	R	P	PN	AT	YDS	AVG	A	C	I	YDS	TD	SK	YDS	AT	YDS	AVG	TD	NO	YD	NO	LST	TOP
9/9	at New England	21	10	8	3	71	325	4.60	34	17	1	158	1	3	18	34	167	4.90	1	6	44	1	1	28:50
9/16	at Tennessee	21	6	13	2	62	437	7.00	32	22	1	289	2	4	21	26	148	5.70	0	11	88	2	0	29:38
9/23	N.Y. Giants	--	--	--	--	--	--	--	--	--	--	--	--	--	--	--	--	--	--	--	--	--	--	--
9/30	at Indianapolis	--	--	--	--	--	--	--	--	--	--	--	--	--	--	--	--	--	--	--	--	--	--	--
10/7	Dallas	--	--	--	--	--	--	--	--	--	--	--	--	--	--	--	--	--	--	--	--	--	--	--
10/14	Buffalo	--	--	--	--	--	--	--	--	--	--	--	--	--	--	--	--	--	--	--	--	--	--	--
10/21	at Jacksonville	--	--	--	--	--	--	--	--	--	--	--	--	--	--	--	--	--	--	--	--	--	--	--
10/25	Miami	--	--	--	--	--	--	--	--	--	--	--	--	--	--	--	--	--	--	--	--	--	--	--
11/4	at Denver	--	--	--	--	--	--	--	--	--	--	--	--	--	--	--	--	--	--	--	--	--	--	--
11/18	at Washington	--	--	--	--	--	--	--	--	--	--	--	--	--	--	--	--	--	--	--	--	--	--	--
11/26	Tennessee	--	--	--	--	--	--	--	--	--	--	--	--	--	--	--	--	--	--	--	--	--	--	--
12/2	Cleveland	--	--	--	--	--	--	--	--	--	--	--	--	--	--	--	--	--	--	--	--	--	--	--
12/9	Indianapolis	--	--	--	--	--	--	--	--	--	--	--	--	--	--	--	--	--	--	--	--	--	--	--
12/15	at N.Y. Jets	--	--	--	--	--	--	--	--	--	--	--	--	--	--	--	--	--	--	--	--	--	--	--
12/23	at Philadelphia	--	--	--	--	--	--	--	--	--	--	--	--	--	--	--	--	--	--	--	--	--	--	--
12/30	Jacksonville	--	--	--	--	--	--	--	--	--	--	--	--	--	--	--	--	--	--	--	--	--	--	--
	2018 TOTALS:	42	16	21	5	133	762	5.80	66	39	2	447	3	7	39	60	315	5.30	1	17	132	3	1	--



# OPPONENT SEASON TOTALS

Opponent

(As of Sep 18, 2018, 9:26 am PDT)

2018 : Regular Season

		OPPONENT																							
		FIRST DOWNS				OFFENSE			NET PASSING							NET RUSHING				PEN		FUMBLES			
DATE	OPPONENT	T	R	P	PN	AT	YDS	AVG	A	C	I	YDS	TD	SK	YDS	AT	YDS	AVG	TD	NO	YD	NO	LST	TOP	
9/9	at New England	23	5	16	2	72	389	5.40	39	26	1	267	3	2	10	31	122	3.90	0	6	36	3	2	31:10	
9/16	at Tennessee	15	7	7	1	57	283	5.00	22	15	0	183	2	1	8	34	100	2.90	0	8	70	1	0	30:22	
9/23	N.Y. Giants	--	--	--	--	--	--	--	--	--	--	--	--	--	--	--	--	--	--	--	--	--	--	--	
9/30	at Indianapolis	--	--	--	--	--	--	--	--	--	--	--	--	--	--	--	--	--	--	--	--	--	--	--	
10/7	Dallas	--	--	--	--	--	--	--	--	--	--	--	--	--	--	--	--	--	--	--	--	--	--	--	
10/14	Buffalo	--	--	--	--	--	--	--	--	--	--	--	--	--	--	--	--	--	--	--	--	--	--	--	
10/21	at Jacksonville	--	--	--	--	--	--	--	--	--	--	--	--	--	--	--	--	--	--	--	--	--	--	--	
10/25	Miami	--	--	--	--	--	--	--	--	--	--	--	--	--	--	--	--	--	--	--	--	--	--	--	
11/4	at Denver	--	--	--	--	--	--	--	--	--	--	--	--	--	--	--	--	--	--	--	--	--	--	--	
11/18	at Washington	--	--	--	--	--	--	--	--	--	--	--	--	--	--	--	--	--	--	--	--	--	--	--	
11/26	Tennessee	--	--	--	--	--	--	--	--	--	--	--	--	--	--	--	--	--	--	--	--	--	--	--	
12/2	Cleveland	--	--	--	--	--	--	--	--	--	--	--	--	--	--	--	--	--	--	--	--	--	--	--	
12/9	Indianapolis	--	--	--	--	--	--	--	--	--	--	--	--	--	--	--	--	--	--	--	--	--	--	--	
12/15	at N.Y. Jets	--	--	--	--	--	--	--	--	--	--	--	--	--	--	--	--	--	--	--	--	--	--	--	
12/23	at Philadelphia	--	--	--	--	--	--	--	--	--	--	--	--	--	--	--	--	--	--	--	--	--	--	--	
12/30	Jacksonville	--	--	--	--	--	--	--	--	--	--	--	--	--	--	--	--	--	--	--	--	--	--	--	
	2018 TOTALS:	38	12	23	3	129	672	5.20	61	41	1	450	5	3	18	65	222	3.40	0	14	106	4	2	--	

# QUARTER-BY-QUARTER SCORING

(As of Sep 18, 2018, 9:26 am PDT)

2018 : Regular Season

TEXANS									OPPONENTS					
DATE	OPPONENT	W/L	1ST	2ND	3RD	4TH	OT	TOTAL	1ST	2ND	3RD	4TH	OT	TOTAL
9/9	at New England	L	3	3	7	7	0	20	7	14	3	3	0	27
9/16	at Tennessee	L	0	7	3	7	0	17	14	0	0	6	0	20
9/23	N.Y. Giants	--	--	--	--	--	--	--	--	--	--	--	--	--
9/30	at Indianapolis	--	--	--	--	--	--	--	--	--	--	--	--	--
10/7	Dallas	--	--	--	--	--	--	--	--	--	--	--	--	--
10/14	Buffalo	--	--	--	--	--	--	--	--	--	--	--	--	--
10/21	at Jacksonville	--	--	--	--	--	--	--	--	--	--	--	--	--
10/25	Miami	--	--	--	--	--	--	--	--	--	--	--	--	--
11/4	at Denver	--	--	--	--	--	--	--	--	--	--	--	--	--
11/18	at Washington	--	--	--	--	--	--	--	--	--	--	--	--	--
11/26	Tennessee	--	--	--	--	--	--	--	--	--	--	--	--	--
12/2	Cleveland	--	--	--	--	--	--	--	--	--	--	--	--	--
12/9	Indianapolis	--	--	--	--	--	--	--	--	--	--	--	--	--
12/15	at N.Y. Jets	--	--	--	--	--	--	--	--	--	--	--	--	--
12/23	at Philadelphia	--	--	--	--	--	--	--	--	--	--	--	--	--
12/30	Jacksonville	--	--	--	--	--	--	--	--	--	--	--	--	--
2018 TOTALS:		0-2	3	10	10	14	0	37	21	14	3	9	0	47



# REDZONE POSSESSIONS

2018 REGULAR SEASON					
		INSIDE THE 20		GOAL TO GO SITUATIONS	
DATE	OPPONENT	OFFENSE	DEFENSE	OFFENSE	DEFENSE
09/09	at New England	FG - 42 yards FG - 36 yards Downs TD - Run TD - Pass	TD - Pass TD - Pass TD - Pass FG - 35 yards	TD - Run TD - Pass	TD - Pass
09/16	at Tennessee	FG - 34 yards	TD - Pass FG - 31 yards	Field Goal - 34 yards	NONE
09/23	N.Y. Giants	--	--	--	--
09/30	at Indianapolis	--	--	--	--
10/07	Dallas	--	--	--	--
10/14	Buffalo	--	--	--	--
10/21	at Jacksonville	--	--	--	--
10/25	Miami	--	--	--	--
11/04	at Denver	--	--	--	--
11/18	at Washington	--	--	--	--
11/26	Tennessee	--	--	--	--
12/02	Cleveland	--	--	--	--
12/09	Indianapolis	--	--	--	--
12/15	at N.Y. Jets	--	--	--	--
12/23	at Philadelphia	--	--	--	--
12/30	Jacksonville	--	--	--	--

	OFFENSE DEFENSE			OFFENSE DEFENSE	
Inside the 20	6	6	Goal-To-Go Situations	3	1
Scores	5	6	Scores	3	1
Touchdowns	2	4	Touchdowns	2	1
Field Goals	3	2	Field Goals	1	0
Total Points in 20	23	34	Total Points	17	7
Fumbles	0	0	Fumbles	0	0
Interceptions	0	0	Interceptions	0	0
Missed Field Goals	0	0	Missed Field Goals	0	0
Lost on Downs	1	0	Lost on Downs	0	0
End of Half/Game	0	0	End of Half/Game	0	0
TDs Outside	2	1			

# TEXANS DRIVE ENGINEERING

Texans

(As of Sep 18, 2018, 9:26 am PDT)

2018 : Regular Season

TEXANS																					
DATE	OPPONENT	QB	POSS	TD	PAT	2-PT	M-2PT	FG	MFG	BK-FG	PUNT	INT	FUM	SAF	DWNS	HF	GM	PTS	TD%	SCORE%	PTS/POSS
9/9	at New England	D. Watson	15	2	2	0	0	2	0	0	6	1	1	0	1	1	1	20	13.3	26.7	1.33
9/16	at Tennessee	D. Watson	10	2	2	0	0	1	1	0	4	1	0	0	0	0	1	17	20.0	30.0	1.70
9/23	N.Y. Giants																				
9/30	at Indianapolis																				
10/7	Dallas																				
10/14	Buffalo																				
10/21	at Jacksonville																				
10/25	Miami																				
11/4	at Denver																				
11/18	at Washington																				
11/26	Tennessee																				
12/2	Cleveland																				
12/9	Indianapolis																				
12/15	at N.Y. Jets																				
12/23	at Philadelphia																				
12/30	Jacksonville																				
	2018 TOTALS:		25	4	4	0	0	3	1	0	10	2	1	0	1	1	2	37	16.7	28.4	1.52

# OPPONENT DRIVE ENGINEERING

Opponent

(As of Sep 18, 2018, 9:26 am PDT)

2018 : Regular Season

OPPONENTS																					
DATE	OPPONENT	QB	POSS	TD	PAT	2-PT	M-2PT	FG	MFG	BK-FG	PUNT	INT	FUM	SAF	DWNS	HF	GM	PTS	TD%	SCORE%	PTS/POSS
9/9	at New England	T. Brady	13	3	3	0	0	2	0	0	6	1	2	0	0	0	0	27	23.1	38.5	2.08
9/16	at Tennessee	B. Gabbert	10	2	2	0	0	2	0	0	5	0	0	0	0	1	0	20	20.0	40.0	2.00
9/23	N.Y. Giants																				
9/30	at Indianapolis																				
10/7	Dallas																				
10/14	Buffalo																				
10/21	at Jacksonville																				
10/25	Miami																				
11/4	at Denver																				
11/18	at Washington																				
11/26	Tennessee																				
12/2	Cleveland																				
12/9	Indianapolis																				
12/15	at N.Y. Jets																				
12/23	at Philadelphia																				
12/30	Jacksonville																				
	2018 TOTALS:		23	5	5	0	0	4	0	0	11	1	2	0	0	1	0	47	21.6	39.3	2.04



# 3RD DOWN AND...

Texans		(As of Sep 18, 2018, 9:26 am PDT)										2018 : Regular Season	
DATE	OPPONENT	1	2	3	4	5	6	7	8	9	10	10+	TOTAL
9/9	at New England	1-1		1-1		0-1	0-2		0-1	0-1	0-1	0-3	2-11
9/16	at Tennessee	0-1			1-1	1-1	2-2	1-1	0-1	0-1		0-3	5-11
9/23	N.Y. Giants	--	--	--	--	--	--	--	--	--	--	--	--
9/30	at Indianapolis	--	--	--	--	--	--	--	--	--	--	--	--
10/7	Dallas	--	--	--	--	--	--	--	--	--	--	--	--
10/14	Buffalo	--	--	--	--	--	--	--	--	--	--	--	--
10/21	at Jacksonville	--	--	--	--	--	--	--	--	--	--	--	--
10/25	Miami	--	--	--	--	--	--	--	--	--	--	--	--
11/4	at Denver	--	--	--	--	--	--	--	--	--	--	--	--
11/18	at Washington	--	--	--	--	--	--	--	--	--	--	--	--
11/26	Tennessee	--	--	--	--	--	--	--	--	--	--	--	--
12/2	Cleveland	--	--	--	--	--	--	--	--	--	--	--	--
12/9	Indianapolis	--	--	--	--	--	--	--	--	--	--	--	--
12/15	at N.Y. Jets	--	--	--	--	--	--	--	--	--	--	--	--
12/23	at Philadelphia	--	--	--	--	--	--	--	--	--	--	--	--
12/30	Jacksonville	--	--	--	--	--	--	--	--	--	--	--	--
	<b>2018 TOTALS:</b>	<b>1-2</b>		<b>1-1</b>	<b>1-1</b>	<b>1-2</b>	<b>2-4</b>	<b>1-1</b>	<b>0-2</b>	<b>0-2</b>	<b>0-1</b>	<b>0-6</b>	<b>7-22</b>
	<b>PERCENTAGE:</b>	<b>50.0%</b>		<b>100.0%</b>	<b>100.0%</b>	<b>50.0%</b>	<b>50.0%</b>	<b>100.0%</b>	<b>0.0%</b>	<b>0.0%</b>	<b>0.0%</b>	<b>0.0%</b>	<b>31.8%</b>

# 4TH DOWN AND...

Texans		(As of Sep 18, 2018, 9:26 am PDT)										2018 : Regular Season	
DATE	OPPONENT	1	2	3	4	5	6	7	8	9	10	10+	TOTAL
9/9	at New England					0-1							0-1
9/16	at Tennessee												
9/23	N.Y. Giants	--	--	--	--	--	--	--	--	--	--	--	--
9/30	at Indianapolis	--	--	--	--	--	--	--	--	--	--	--	--
10/7	Dallas	--	--	--	--	--	--	--	--	--	--	--	--
10/14	Buffalo	--	--	--	--	--	--	--	--	--	--	--	--
10/21	at Jacksonville	--	--	--	--	--	--	--	--	--	--	--	--
10/25	Miami	--	--	--	--	--	--	--	--	--	--	--	--
11/4	at Denver	--	--	--	--	--	--	--	--	--	--	--	--
11/18	at Washington	--	--	--	--	--	--	--	--	--	--	--	--
11/26	Tennessee	--	--	--	--	--	--	--	--	--	--	--	--
12/2	Cleveland	--	--	--	--	--	--	--	--	--	--	--	--
12/9	Indianapolis	--	--	--	--	--	--	--	--	--	--	--	--
12/15	at N.Y. Jets	--	--	--	--	--	--	--	--	--	--	--	--
12/23	at Philadelphia	--	--	--	--	--	--	--	--	--	--	--	--
12/30	Jacksonville	--	--	--	--	--	--	--	--	--	--	--	--
	<b>2018 TOTALS:</b>					<b>0-1</b>							<b>0-1</b>
	<b>PERCENTAGE:</b>					<b>0.0%</b>							<b>0.0%</b>

## TAKEAWAY/GIVEAWAY CHART

DATE	OPPONENT	HOU +/- RATIO	HOU TAKES	POINTS OFF TAKES	HOU GIVES	POINTS OFF GIVES	POINTS OFF TO RATIO
09/09	at New England	+1	3 (2 FUM, 1 INT)	10	2 (1 FUM, 1 INT)	7	+3
09/16	at Tennessee	-1	0 (0 FUM, 0 INT)	0	1 (0 FUM, 1 INT)	0	0
09/23	N.Y. Giants	--	--	--	--	--	--
09/30	at Indianapolis	--	--	--	--	--	--
10/07	Dallas	--	--	--	--	--	--
10/14	Buffalo	--	--	--	--	--	--
10/21	at Jacksonville	--	--	--	--	--	--
10/25	Miami	--	--	--	--	--	--
11/04	at Denver	--	--	--	--	--	--
11/18	at Washington	--	--	--	--	--	--
11/26	Tennessee	--	--	--	--	--	--
12/02	Cleveland	--	--	--	--	--	--
12/09	Indianapolis	--	--	--	--	--	--
12/15	at N.Y. Jets	--	--	--	--	--	--
12/23	at Philadelphia	--	--	--	--	--	--
12/30	Jacksonville	--	--	--	--	--	--
	<b>TOTALS</b>	<b>0</b>	<b>3 (2 FUM, 1 INT)</b>	<b>10</b>	<b>3 (1 FUM, 2 INT)</b>	<b>7</b>	<b>+3</b>



# DRIVE CHARTS

## 2018 REGULAR SEASON

WEEK 1: TEXANS 20, PATRIOTS 27

SEPTEMBER 9, 2018

TEXANS													PATRIOTS												
#	RECD	LOST	POSS	OBTAINED	BEGAN	PLAYS	YDS	PEN	NET	1ST	ENDED	GIVEN UP	#	RECD	LOST	POSS	OBTAINED	BEGAN	PLAYS	YDS	PEN	NET	1ST	ENDED	GIVEN UP
1	13:04	12:58	0:06	Punt	HOU 22	1	-3	0	-3	0	HOU 22	Fumble	1	15:00	13:04	1:56	Kickoff	NE 25	3	8	0	8	0	NE 33	Punt
2	11:50	10:21	1:29	Kickoff	HOU 27	3	4	0	4	0	HOU 31	Punt	2	12:58	11:50	1:08	Fumble	HOU 19	3	24	-5	19	1	HOU 21	Touchdown
3	07:51	05:39	2:12	Punt	HOU 9	6	48	0	48	2	NE 43	Punt	3	10:21	07:51	2:30	Punt	NE 33	5	18	0	18	1	HOU 49	Punt
4	04:06	02:33	1:33	Interception	NE 17	4	-7	0	-7	0	NE 24	Field Goal	4	05:39	04:06	1:33	Punt	NE 6	3	9	-5	4	0	NE 10	Interception
5	12:38	09:01	3:37	Kickoff	HOU 37	9	44	0	44	2	NE 19	Field Goal	5	02:33	12:38	4:55	Kickoff	NE 25	10	61	14	75	6	HOU 12	Touchdown
6	07:09	05:30	1:39	Punt	HOU 34	4	24	0	24	1	NE 42	Interception	6	09:01	07:09	1:52	Kickoff	NE 18	6	12	0	12	1	NE 30	Punt
7	04:24	01:28	2:56	Punt	HOU 34	6	29	-15	14	1	HOU 48	Punt	7	05:30	04:24	1:06	Interception	NE 20	3	6	0	6	0	NE 26	Punt
8	00:14	00:00	0:14	Kickoff	HOU 30	1	-1	0	-1	0	HOU 30	End Half	8	01:28	00:14	1:14	Punt	NE 22	8	78	0	78	5	HOU 4	Touchdown
9	15:00	12:54	2:06	Kickoff	HOU 28	3	9	0	9	0	HOU 37	Punt	9	12:54	12:09	0:45	Punt	NE 21	2	29	0	29	0	NE 25	Fumble
10	12:09	09:52	2:17	Fumble	HOU 45	7	38	0	38	2	NE 17	Downs	10	09:52	06:02	3:50	Downs	NE 17	10	58	5	63	3	HOU 20	Field Goal
11	06:02	01:52	4:10	Kickoff	HOU 32	10	73	-5	68	6	NE 1	Touchdown	11	01:52	09:48	7:04	Kickoff	NE 25	13	58	0	58	5	HOU 17	Field Goal
12	09:48	07:09	2:39	Kickoff	HOU 31	5	20	0	20	1	NE 49	Punt	12	07:09	05:17	1:52	Punt	NE 12	3	8	0	8	0	NE 20	Punt
13	05:17	04:32	0:45	Punt	HOU 34	3	2	0	2	0	HOU 36	Punt	13	02:08	00:43	1:25	Kickoff	NE 25	5	20	0	20	1	NE 45	Punt
14	04:32	02:08	2:24	Muffed Punt	NE 16	6	15	1	16	3	NE 5	Touchdown													
15	00:43	00:00	0:43	Punt	HOU 1	5	27	15	42	3	HOU 43	End Game													

WEEK 2: TEXANS 17, TITANS 20

SEPTEMBER 16, 2018

TEXANS													TITANS												
#	RECD	LOST	POSS	OBTAINED	BEGAN	PLAYS	YDS	PEN	NET	1ST	ENDED	GIVEN UP	#	RECD	LOST	POSS	OBTAINED	BEGAN	PLAYS	YDS	PEN	NET	1ST	ENDED	GIVEN UP
1	15:00	12:05	2:55	Kickoff	HOU 25	5	13	-5	8	1	HOU 33	Punt	1	12:05	09:51	2:14	Punt	TEN 16	5	79	5	84	2	TEN 34	Touchdown
2	09:51	05:10	4:41	Kickoff	HOU 25	8	28	11	39	2	TEN 36	Missed FG	2	05:10	00:35	4:35	Missed FG	TEN 44	9	56	0	56	4	HOU 18	Touchdown
3	00:35	12:14	3:21	Kickoff	HOU 25	7	53	-15	38	2	TEN 37	Interception	3	12:14	08:54	3:20	Interception	TEN 20	6	19	0	19	1	TEN 39	Punt
4	08:54	07:36	1:18	Punt	HOU 12	3	9	0	9	0	HOU 21	Punt	4	07:36	03:28	4:08	Punt	TEN 22	7	14	-23	-9	1	TEN 13	Punt
5	03:28	00:58	2:30	Punt	HOU 47	6	68	-15	53	3	TEN 28	Touchdown	5	00:58	00:00	0:58	Kickoff	TEN 25	3	9	0	9	0	TEN 28	End Half
6	13:25	08:17	5:08	Punt	HOU 4	10	58	0	58	3	TEN 38	Punt	6	15:00	13:25	1:35	Kickoff	TEN 25	3	6	0	6	0	TEN 31	Punt
7	06:39	02:39	4:00	Punt	HOU 48	9	36	0	36	3	TEN 16	Field Goal	7	08:17	06:39	1:38	Punt	TEN 5	3	5	0	5	0	TEN 10	Punt
8	00:08	13:25	1:43	Punt	HOU 30	5	70	0	70	3	TEN 39	Touchdown	8	02:39	00:08	2:31	Kickoff	TEN 25	3	-3	-5	-8	0	TEN 17	Punt
9	09:43	06:41	3:02	Kickoff	HOU 25	6	38	0	38	2	TEN 37	Punt	9	13:25	09:43	3:42	Kickoff	TEN 25	8	36	15	51	3	HOU 24	Field Goal
10	01:00	00:00	1:00	Kickoff	HOU 25	5	54	0	54	2	HOU 48	End Game	10	06:41	01:00	5:41	Punt	TEN 25	12	62	0	62	4	HOU 13	Field Goal

# COACHES CHALLENGES

## ALL-TIME CHALLENGE RESULTS

Category	Won	Lost
<b>Completions</b>	<b>1</b>	<b>7</b>
(Touchdown)	11/14/10 at JAX	9/18/16 vs. KC 9/9/12 vs. MIA 12/13/10 vs. BAL 11/29/09 vs. IND 9/10/06 vs. PHI 9/12/04 vs. SD 9/22/02 vs. IND
<b>Completions</b>	<b>11</b>	<b>19</b>
(No Touchdown)	11/1/10 at IND 12/6/09 at JAX 9/15/13 vs. TEN 9/22/13 at BAL 10/9/14 vs. IND 9/13/15 vs. KC 9/27/15 vs. TB 12/13/15 vs. NE 12/13/15 vs. NE 12/11/17 vs. SF 12/25/17 vs. PIT	12/11/11 at CIN 10/30/11 vs. JAX 10/9/11 vs. OAK 9/30/07 at ATL 11/5/06 at NYG 11/12/06 at JAX 12/24/06 vs. IND 11/14/04 at IND 11/14/04 at IND 11/21/04 vs. GB 10/19/03 vs. NYJ 10/20/14 at PIT 12/21/14 vs. BAL 12/28/14 vs. JAX 9/27/15 vs. TB 11/22/15 vs. NYJ 1/3/16 vs. JAX 12/11/16 at IND 10/8/17 vs. KC
<b>Interceptions</b>	<b>2</b>	<b>4</b>
	11/13/11 at TB 9/16/07 at CAR	9/21/08 at TEN 9/23/07 vs. IND 10/14/07 at JAX 11/30/02 vs. CIN
<b>Fumbles</b>	<b>7</b>	<b>14</b>
	11/6/11 vs. CLE 10/18/09 at CIN 12/28/08 vs. CHI 9/17/06 at IND 10/15/06 at DAL 12/12/04 vs. IND 9/22/16 at NE	12/4/11 vs. ATL 10/30/11 vs. JAX 10/3/10 at OAK 9/27/09 vs. JAX 9/7/08 at PIT 12/14/08 vs. TEN 9/16/07 at CAR 10/21/07 vs. TEN 11/18/07 vs. NO 11/25/07 at CLE 12/13/07 vs. DEN 9/11/05 at BUF 10/2/05 at CIN 9/7/14 vs. WAS
<b>Spot</b>	<b>7</b>	<b>10</b>
	12/2/06 at OAK 11/30/03 vs. ATL 9/27/09 vs. JAX 9/30/12 vs. TEN 9/15/13 vs. TEN 12/3/17 at TEN 12/17/17 at JAX	12/20/09 vs. STL 9/7/08 at PIT 12/31/06 vs. CLE 10/10/04 vs. MIN 11/7/04 at DEN 10/13/13 vs. STL 11/24/13 vs. JAX 11/2/14 vs. PHI 11/21/16 at OAK 11/19/17 vs. ARI
<b>Down By Contact</b>	<b>0</b>	<b>1</b>
(No Sack)		9/24/17 at NE
<b>Penalties</b>	<b>0</b>	<b>2</b>
Number of Men on Field		12/30/12 at IND
Running into the kicker		12/20/15 at IND
<b>ALL-TIME RECORD</b>	<b>29</b>	<b>56</b>

## CHALLENGE BY YEAR

Year	Won	Lost
2018	0	0
2017	4	3
2016	1	3
2015	5	4
2014	1	4
2013	3	2
2012	1	2
2011	2	5
2010	2	2
2009	3	3
2008	1	4
2007	1	8
2006	3	5
2005	0	2
2004	1	6
2003	1	1
2002	0	2
<b>ALL-TIME RECORD</b>	<b>29</b>	<b>56</b>

## YEARLY CHALLENGE SUMMARIES

Category	Won	Lost
Completions (TD)	0	0
Completions (No TD)	0	0
Fumbles	0	0
Spot	0	0
Down By Contact (Sack)	0	0
<b>2018 RECORD</b>	<b>0</b>	<b>0</b>

### CHALLENGE DESCRIPTION

Category	Won	Lost
Completions (TD)	0	0
Completions (No TD)	2	1
Fumbles	0	0
Spot	2	1
Down By Contact (Sack)	0	1
<b>2017 RECORD</b>	<b>4</b>	<b>3</b>

### CHALLENGE DESCRIPTION

9/24/17 at NE (T. Brady down by contact)	Lost
10/8/17 vs. KC (T. Hill completion)	Lost
11/19/17 vs. AZ (punt crossed goal line)	Lost
12/3/17 at TEN (D. Walker spot)	Won
12/10/17 vs. SF (D. Hopkins completion)	Won
12/17/17 at JAX (J. Mickens spot)	Won
12/15/17 vs. PIT (J. Smith-Schuster catch)	Won

Category	Won	Lost
Completions (TD)	0	1
Completions (No TD)	0	1
Fumbles	1	0
Spot	0	1
<b>2016 RECORD</b>	<b>1</b>	<b>3</b>

### CHALLENGE DESCRIPTION

9/18/16 vs. KC (D. Hopkins completion)	Lost
9/22/16 at NE (C. Jones fumble)	Won
11/21/16 at OAK (A. Hunt spot)	Lost
12/11/16 at IND (T. Hilton catch)	Lost

Category	Won	Lost
Completions (TD)	0	0
Completions (No TD)	5	3
Interceptions	0	0
Fumbles	0	0
Number of Men on Field	0	0
Running into the kicker	0	1
<b>2015 RECORD</b>	<b>5</b>	<b>4</b>

### CHALLENGE DESCRIPTION

9/13/15 vs. KC (J. Maclin completion)	Won
9/13/15 vs. KC (D. Hopkins completion)	Won
9/27/15 vs. TB (M. Evans completion)	Won
9/27/15 vs. TB (L. Murphy completion)	Lost
11/22/15 vs. NYJ (E. Decker completion)	Lost
12/13/15 vs. NE (D. Amendola completion)	Won
12/13/15 vs. NE (J. White completion)	Won
12/20/15 at IND (W. Mercilus penalty)	Lost
1/3/16 vs. JAX (A. Hurns completion)	Lost

Category	Won	Lost
Completions (TD)	0	0
Completions (No TD)	1	3
Interceptions	0	0
Fumbles	0	1
Number of Men on Field	0	0
Spot	0	0
<b>2014 RECORD</b>	<b>1</b>	<b>4</b>

### CHALLENGE DESCRIPTION

9/7/14 vs. WAS (A. Morris fumble)	Lost
10/9/14 vs. IND (R. Wayne completion)	Won
10/20/14 at PIT (A. Brown completion)	Lost
12/21/14 vs. BAL (A. Johnson completion)	Lost
12/28/14 vs. JAX (A. Hurns completion)	Lost

Category	Won	Lost
Completions (TD)	0	0
Completions (No TD)	2	0
Interceptions	0	0
Fumbles	0	0
Number of Men on Field	0	0
Spot	1	2
<b>2013 RECORD</b>	<b>3</b>	<b>2</b>

### CHALLENGE DESCRIPTION

9/15/13 vs. TEN (Spot. After review, ruled safety)	Won
9/15/13 vs. TEN (M. Schaub pass to A. Johnson)	Won
9/22/13 at BAL (T. Smith catch on sideline)	Won
10/13/13 vs. STL (B. Tate goal line run)	Lost
11/24/13 vs. JAX (D. Johnson first down short of marker)	Lost

Category	Won	Lost
Completions (TD)	0	1
Completions (No TD)	0	0
Interceptions	0	0
Fumbles	0	0
Number of Men on Field	0	1
Spot	1	0
<b>2012 RECORD</b>	<b>1</b>	<b>2</b>

### CHALLENGE DESCRIPTION

9/9/12 vs. MIA (L. Jean catch in endzone)	Lost
9/30/12 vs. TEN (K. Martin first down short of marker)	Won
12/30/12 at IND (IND number men on field)	Lost

# COACHES CHALLENGES

2011		
Category	Won	Lost
Completions (TD)	0	0
Completions (No TD)	0	3
Interceptions	1	0
Fumbles	1	2
Spot	0	0
<b>2011 RECORD</b>	<b>2</b>	<b>5</b>

## CHALLENGE DESCRIPTION

12/11/11 at CIN (A. Foster catch)	Lost
12/4/11 vs. ATL (T. Yates fumble)	Lost
11/13/11 at TB (A. Talib interception)	Won
11/6/11 vs. CLE (D. Ward fumble)	Won
10/30/11 vs. JAX (B. Tate fumble)	Lost
10/30/11 vs. JAX (K. Walter catch)	Lost
10/9/11 vs. OAK (J. Dreessen catch)	Lost

2010		
Category	Won	Lost
Completions (TD)	1	1
Completions (No TD)	1	0
Interceptions	0	0
Fumbles	0	1
Spot	0	0
<b>2010 RECORD</b>	<b>2</b>	<b>2</b>

## CHALLENGE DESCRIPTION

11/14/10 at JAX (K. Walter TD completion)	Won
10/3/10 at OAK (M. Bush fumble)	Lost
11/1/10 at IND (A. Gonzalez catch)	Won
12/13/10 vs. BAL (K. Walter TD completion)	Lost

2009		
Category	Won	Lost
Completions (TD)	0	1
Completions (No TD)	1	0
Interceptions	0	0
Fumbles	1	1
Spot	1	1
<b>2009 RECORD</b>	<b>3</b>	<b>3</b>

## CHALLENGE DESCRIPTION

9/27/09 vs. JAX (C. Brown fumble)	Lost
9/27/09 vs. JAX (E. Wilford TD. Marked ob at HST 2.)	Won
10/18/09 at CIN (S. Slaton fumble)	Won
11/29/09 vs. IND (A. Johnson catch)	Lost
12/6/09 at JAX (D. Anderson catch)	Won
12/20/09 at STL (K. Darby first down)	Lost

2008		
Category	Won	Lost
Completions (TD)	0	0
Completions (No TD)	0	0
Interceptions	0	1
Fumbles	1	2
Spot	0	1
<b>2008 RECORD</b>	<b>1</b>	<b>4</b>

## CHALLENGE DESCRIPTION

9/7/08 at PIT (M. Schaub fumble)	Lost
9/7/08 at PIT (Spot)	Lost
9/21/08 at TEN (M. Griffin interception)	Lost
12/14/08 vs. TEN (Ball touched on punt)	Lost
12/28/08 vs. CHI (S. Slaton fumble)	Won

2007		
Category	Won	Lost
Completions (TD)	0	0
Completions (No TD)	0	1
Interceptions	1	2
Fumbles	0	5
Spot	0	0
<b>2007 RECORD</b>	<b>1</b>	<b>8</b>

## CHALLENGE DESCRIPTION

9/16/07 at CAR (K. Lucas interception)	Won
9/16/07 at CAR (O. Daniels fumble)	Lost
9/23/07 vs. IND (R. Boiman interception)	Lost
9/30/07 at ATL (J. Harrington pass complete to R.White)	Lost
10/14/07 at JAX (B. Williams interception)	Lost
10/21/07 vs. TEN (J. Jones fumble)	Lost
11/18/07 vs. NO (O. Daniels fumble)	Lost
11/25/07 at CLE (O. Daniels fumble)	Lost
12/13/07 vs. DEN (T. Scheffler fumble)	Lost

2006		
Category	Won	Lost
Completions (TD)	0	1
Completions (No TD)	0	3
Interceptions	0	0
Fumbles	2	0
Spot	1	1
<b>2006 RECORD</b>	<b>3</b>	<b>5</b>

## CHALLENGE DESCRIPTION

9/10/06 vs. PHI (D. McNabb TD pass to D. Stallworth)	Lost
9/17/06 at IND (IND TD challenged; overturned)	Won
10/15/06 at DAL (Punt return fumble)	Won
11/5/06 at NYG (J. Feagles pass to J. Feely)	Lost
11/12/06 at JAX (S. Rosenfels incomplete pass to O. Daniels)	Lost
12/2/06 at OAK (Punt return marked ob at HST 38. After review marked ob at OAK 41)	Won
12/24/06 vs. IND (P. Manning pass to B. Utecht)	Lost
12/31/06 vs. CLE (C. Taylor 2 yard run)	Lost

2005		
Category	Won	Lost
Completions (TD)	0	0
Completions (No TD)	0	0
Interceptions	0	0
Fumbles	0	2
Spot	0	0
<b>2005 RECORD</b>	<b>0</b>	<b>2</b>

## CHALLENGE DESCRIPTION

9/11/05 at BUF (D. Carr fumble)	Lost
10/2/05 at CIN (D. Carr fumble)	Lost

2004		
Category	Won	Lost
Completions (TD)	0	1
Completions (No TD)	0	3
Interceptions	0	0
Fumbles	1	0
Spot	0	2
<b>2004 RECORD</b>	<b>1</b>	<b>6</b>

## CHALLENGE DESCRIPTION

9/12/04 vs. SD (D. Brees TD pass to E. Parker)	Lost
10/10/04 vs. MIN (spot)	Lost
11/7/04 at DEN (spot)	Lost
11/14/04 at IND (P. Manning pass to B. Stokley)	Lost
11/14/04 at IND (P. Manning pass to B. Stokley)	Lost
11/21/04 vs. GB (D. Carr pass to J. Gaffney)	Lost
12/12/04 vs. IND (P. Manning fumble)	Won

2003		
Category	Won	Lost
Completions (TD)	0	0
Completions (No TD)	0	1
Interceptions	0	0
Fumbles	0	0
Spot	1	0
<b>2003 RECORD</b>	<b>1</b>	<b>1</b>

## CHALLENGE DESCRIPTION

10/19/03 vs. NYJ (V. Testaverde pass to S. Moss)	Lost
11/30/03 vs. ATL (spot)	Won

2002		
Category	Won	Lost
Completions (TD)	0	1
Completions (No TD)	0	0
Interceptions	0	1
Fumbles	0	0
Spot	0	0
<b>2002 RECORD</b>	<b>0</b>	<b>2</b>

## CHALLENGE DESCRIPTION

9/22/02 vs. IND (P. Manning TD pass to R. Wayne)	Lost
11/30/02 vs. CIN (A. Hawkins interception)	Lost





**HOUSTON**  
**TEXANS**



**GAME**  
**SUMMARIES**

# GAME SUMMARIES



20

## WEEK 1

Houston Texans 20, New England Patriots 27

65,878 Gillette Stadium Foxborough, Mass. Sep 9, 2018



27

Houston Texans	3	3	7	7	—	20
New England Patriots	7	14	3	3	—	27

### Scoring Drives

TEAM	QTR	TIME	SCORING PLAY	HOU	NE
Patriots	1	11:58	R. Gronkowski: 21-yard pass from T. Brady (S. Gostkowski kick) (3-19, 1:08)	0	7
Texans	1	02:37	K. Fairbairn: 42-yard FG (4--7, 1:33)	3	7
Patriots	2	12:45	J. White: 12-yard pass from T. Brady (S. Gostkowski kick) (10-75, 4:55)	3	14
Texans	2	09:03	K. Fairbairn: 36-yard FG (9-44, 3:37)	6	14
Patriots	2	00:19	P. Dorsett: 4-yard pass from T. Brady (S. Gostkowski kick) (8-78, 1:14)	6	21
Patriots	3	06:05	S. Gostkowski: 39-yard FG (10-63, 3:50)	6	24
Texans	3	01:54	A. Blue: 1-yard run (K. Fairbairn kick) (10-68, 4:10)	13	24
Patriots	4	09:53	S. Gostkowski: 35-yard FG (13-58, 7:04)	13	27
Texans	4	02:12	B. Ellington: 5-yard pass from D. Watson (K. Fairbairn kick) (6-16, 2:24)	20	27

### Houston Texans

PASSING	ATT	CP	YDS	SK/YD	TD	LG	INT	QBR
Deshaun Watson	34	17	176	3/18	1	27	1	62.9
<b>TOTAL</b>	<b>34</b>	<b>17</b>	<b>176</b>	<b>3/18</b>	<b>1</b>	<b>27</b>	<b>1</b>	<b>62.9</b>

RUSHING	ATT	YDS	AVG	LG	TD
Lamar Miller	20	98	4.9	31	0
Deshaun Watson	8	40	5.0	13	0
Alfred Blue	5	36	7.2	17	1
DeAndre Hopkins	1	-7	-7.0	-7	0
<b>TOTAL</b>	<b>34</b>	<b>167</b>	<b>4.9</b>	<b>31</b>	<b>1</b>

RECEIVING	NO	YDS	AVG	LG	TD
DeAndre Hopkins	8	78	9.8	17	0
Bruce Ellington	4	37	9.3	14	1
Jordan Akins	2	11	5.5	8	0
Jordan Thomas	1	27	27.0	27	0
Lamar Miller	1	11	11.0	11	0
Tyler Ervin	1	12	12.0	12	0
<b>TOTAL</b>	<b>17</b>	<b>176</b>	<b>10.4</b>	<b>27</b>	<b>1</b>

TOP DEFENSE	TOT	SOLO	AST	SCK	YDS	INT
Kareem Jackson	8	8	0	0.0	0.0	0
Benardrick McKinney	7	5	2	0.0	0.0	0
Johnathan Joseph	7	6	1	0.0	0.0	0
<b>TOTAL</b>	<b>22</b>	<b>19</b>	<b>3</b>	<b>0.0</b>	<b>0.0</b>	<b>0</b>

FIELD GOALS	FGA/FGM	PERCENT
Ka'imi Fairbairn	2-2	100.0
<b>TOTAL</b>	<b>2-2</b>	<b>100.0</b>

### New England Patriots

PASSING	ATT	CP	YDS	SK/YD	TD	LG	INT	QBR
Tom Brady	39	26	277	2/10	3	30	1	102.2
<b>TOTAL</b>	<b>39</b>	<b>26</b>	<b>277</b>	<b>2/10</b>	<b>3</b>	<b>30</b>	<b>1</b>	<b>102.2</b>

RUSHING	ATT	YDS	AVG	LG	TD
Rex Burkhead	18	64	3.6	12	0
Jeremy Hill	4	25	6.3	11	0
James White	5	18	3.6	11	0
Cordarrelle Patterson	3	13	4.3	10	0
Tom Brady	1	2	2.0	2	0
<b>TOTAL</b>	<b>31</b>	<b>122</b>	<b>3.9</b>	<b>12</b>	<b>0</b>

RECEIVING	NO	YDS	AVG	LG	TD
Phillip Dorsett	7	66	9.4	14	1
Rob Gronkowski	7	123	17.6	30	1
James Develin	4	22	5.5	10	0
James White	4	38	9.5	12t	1
Chris Hogan	1	11	11.0	11	0
Cordarrelle Patterson	1	6	6.0	6	0
Jeremy Hill	1	6	6.0	6	0
Rex Burkhead	1	5	5.0	5	0
<b>TOTAL</b>	<b>26</b>	<b>277</b>	<b>10.7</b>	<b>30</b>	<b>3</b>

TOP DEFENSE	TOT	SOLO	AST	SCK	YDS	INT
Stephon Gilmore	8	7	1	0.0	0.0	1
Ja'Whaun Bentley	7	4	3	0.0	0.0	0
Devin McCourty	6	2	4	0.0	0.0	0
<b>TOTAL</b>	<b>21</b>	<b>13</b>	<b>8</b>	<b>0.0</b>	<b>0.0</b>	<b>1</b>

FIELD GOALS	FGA/FGM	PERCENT
Stephen Gostkowski	2-2	100.0
<b>TOTAL</b>	<b>2-2</b>	<b>100.0</b>

### Team Statistics

	Texans	Patriots
First Downs	21	23
Total Net Yards	325	389
Rushes/Net Yards	34/167	31/122
Net Passing	158	267
Pass Attempts/Completions	34/17	39/26
Had Intercepted	1	1
Sacked/Yards Lost	3/18	2/10
Punts/Average	6/38.3	6/46.8
Penalties/Yards	6/44	6/36
Fumbles/Lost	1/1	3/2
Possession Time	28:50	31:10



## TEAM NOTES

### THE TEXANS...

- Gained 325 total net yards (167 rushing and 158 passing) on 71 offensive plays (4.6 avg.) and recorded 21 total first downs (10 rushing, eight passing, three by penalty)
- Tied for the second-most rushing yards (167) in a season opener in franchise history
- Had three rushers record more than 35 yards in a single game for the first time since Week 2 of the 2017 season
- Held the Patriots to 4-of-14 (29 percent) on third down
- Caused three turnovers by the Patriots (two fumble recoveries and one interception)

### SCORING PLAYS

- 1st Quarter – K **Ka’imi Fairbairn** made a 42-yard field goal to cut the Patriots lead to 7-3 after S **Tyrann Mathieu** intercepted a pass from Patriots QB **Tom Brady** at the New England 17-yard line
- 2nd Quarter – K **Ka’imi Fairbairn** connected on a 36-yard field goal to cut the Patriots lead to 14-6 after a nine-play, 44-yard drive (3:37)
- 3rd Quarter – RB **Alfred Blue** scored on a one-yard touchdown run following a 10-play, 68-yard drive (4:10) to cut the Patriots lead to 24-13 after K **Ka’imi Fairbairn** made the extra point attempt
- 4th Quarter – WR **Bruce Ellington** caught a five-yard touchdown pass from QB **Deshaun Watson** following a six-play, 16-yard drive (2:24) to cut the Patriots lead to 27-20 after K **Ka’imi Fairbairn** made the extra point attempt

### MISCELLANEOUS NOTES

- The following six Texans were captains for the game: WR **DeAndre Hopkins**, CB **Johnathan Joseph**, S **Tyrann Mathieu**, ILB **Brian Peters**, QB **Deshaun Watson** and DE **J. Watt**
- The following seven Texans players were inactive for the game: WR **Keke Coutee**, OLB **Duke Ejiofor**, WR **Will Fuller V**, DE **Joel Heath**, T **Kendall Lamm**, DE **Carlos Watkins** and CB **Kayvon Webster**
- The following two Texans were active but did not play in the game: RB **Buddy Howell** and QB **Brandon Weeden**
- The following 17 players made their Texans debut: TE **Jordan Akins**, CB **Johnson Bademosi**, WR **Sammie Coates Jr.**, CB **Aaron Colvin**, P **Trevor Daniel**, C/G **Zach Fulton**, T **Seantrel Henderson**, CB **Natrell Jamerson**, OLB **Peter Kalambayi**, G **Senio Kelemete**, S **Tyrann Mathieu**, S **J. Moore**, T **Martinas Rankin**, S **Justin Reid**, WR **Vyncint Smith**, TE **Jordan Thomas** and QB **Joe Webb III**
- Houston won the toss and elected to defer. New England received the first half kickoff

## INDIVIDUAL PLAYER NOTES

### CB JOHNSON BADEMOSI

- Recovered a fumble by Patriots WR **Riley McCarron** at the New England 16-yard line on a punt in the fourth quarter. Houston scored a touchdown six plays later on a five-yard pass from QB **Deshaun Watson** to WR **Bruce Ellington**

### DE ANGELO BLACKSON

- Tipped a pass from Patriots QB **Tom Brady** in the first quarter on 3rd-and-6 that was intercepted by S **Tyrann Mathieu** at the New England 17-yard line

### RB ALFRED BLUE

- Ran for 36 yards on five carries (7.2 avg.) and one touchdown
- Scored on a one-yard touchdown run following a 10-play, 68-yard

- drive (4:10) to cut the Patriots lead to 24-13 in the third quarter
- Passed **Derrick Ward** (six) for the ninth-most career rushing touchdowns in franchise history

### ILB ZACH CUNNINGHAM

- Finished tied for the team lead with eight total tackles (three solo) and tallied one pass defended

### WR BRUCE ELLINGTON

- Finished with 37 receiving yards on four receptions (9.3 avg.) and one touchdown
- Caught a five-yard touchdown pass from QB **Deshaun Watson** in the fourth quarter to cut the Patriots lead to 27-20
- Scored his first touchdown since Week 10 of the 2017 season
- Now has three touchdown receptions as a Texan and five in his NFL career

### RB TYLER ERVIN

- Notched 156 kickoff return yards on five returns (31.2 avg.), including a game-long 36 yard return
- Returned two punts for 20 yards (10.0 avg.) and had one fair catch
- Caught one pass for 12 yards (12.0) on offense
- Posted a 31.2 kickoff return average, which ranks eighth in Texans history among players with five-or-more kick returns in a single game
- Recorded the most kickoff return yards (156) in a season opener in franchise history. Ervin's 31.2 kickoff return average is also the highest average in a season opener among Texans with two-or-more kickoff returns

### K KA’IMI FAIRBAIRN

- Scored eight total points on two made field goals and two made extra point attempts
- Connected on a 42-yard field goal in the first quarter to cut the Patriots lead to 7-3 after S **Tyrann Mathieu** intercepted a pass from Patriots QB **Tom Brady** at the New England 17-yard line
- Made a 36-yard field goal to cut the Patriots lead to 14-6 after a nine-play, 44-yard scoring drive (3:37)
- Hit both extra point attempts (2-for-2)

### WR DEANDRE HOPKINS

- Finished with a team-high 78 receiving yards on eight receptions (9.8 avg.)
- Extended his streak to 10 consecutive games with 60-or-more scrimmage yards, dating back to Week 8 of 2017
- Extended his streak to 80 consecutive games with a reception to start his career, which is the longest streak in franchise history to start a career, the longest active streak in the NFL to start a career and tied Patriots TE **Rob Gronkowski** (2010-16) for the 11th-longest streak of games with a reception to start a career in the Super Bowl era
- Extended the third-longest streak in team history with at least one reception to 80 games, trailing **Andre Johnson** (133 games from 2005-14) and **Owen Daniels** (88 straight games from 2006-13)

### S KAREEM JACKSON

- Finished tied for the team lead with eight total tackles (eight solo) and two forced fumbles
- Became the first Texans player to record eight-or-more total tackles and two forced fumbles in a game since ILB **Brian Cushing** in Week 16 of the 2011 season
- Forced multiple fumbles in a game for the first time in his career and became the first Texans player with multiple forced fumbles in a game since CB **Johnathan Joseph** in Week 2 of the 2014 season
- Caused a fumble by Patriots TE **Rob Gronkowski** on New England's first drive of the second half. S **Tyrann Mathieu** recovered



the fumble and returned it one yard to the Houston 45 yard line

- ✎ Forced multiple fumbles in a single season for the first time in his career and now has five total in his career (2010-18)

## CB JOHNATHAN JOSEPH

- ✎ Finished second on the team with seven total tackles (five solo) and notched one pass defended
- ✎ Passed **Aeneas Williams** (168) for the 13th-most career passes defended in NFL history

## S TYRANN MATHIEU

- ✎ Finished with five total tackles (three solo), one interception, one fumble recoveries and one pass defended
- ✎ Became the first Texans player to record an interception and a fumble recovery in the same game since LB Tim Dobbins in Week 13 of the 2012 season. It also marked the first time in Mathieu's career he's had an interception and a fumble recovery in the same game
- ✎ Became the first Texans player to record five total tackles, one interception and one fumble recovery in a game since S Troy Nolan in Week 17 of the 2010 season
- ✎ Intercepted a pass from Patriots QB **Tom Brady** in the first quarter on 3rd-and-6 at the New England 17-yard line after DE **Angelo Blackson** tipped the pass. It was Mathieu's first interception as a member of the Texans and the 12th interception of his NFL career
- ✎ Recovered a fumble by Patriots TE **Rob Gronkowski** and returned it one yard to the Houston 45 yard line. The fumble was caused by CB **Kareem Jackson** on New England's first drive of the second half. It marked the second fumble recovery of Mathieu's NFL career

## RB LAMAR MILLER

- ✎ Ran for 98 yards on 20 carries (4.9 avg.) and caught one pass for 11 yards (11.0 avg.)
- ✎ Gained the most rushing yards in a game since he ran for 107 yards in Week 14 of the 2016 season at Indianapolis
- ✎ Recorded a 31-yard run in the first quarter, which marked his third-longest run since joining the Texans and his longest run since Week 11 of the 2016 season at Oakland
- ✎ Passed **Ben Tate** (1,992) for the third-most career rushing yards in team history and eclipsed 2,000 yards rushing in his Texans career

## NT D.J. READER

- ✎ Finished with three total tackles (three solo), 2.0 sacks, three quarterback hits and two tackles for loss

- ✎ Recorded multiple sacks in a game for the first time in his NFL career and now has 4.0 career sacks
- ✎ Sacked Patriots QB **Tom Brady** for a loss of seven yards in the fourth quarter

## TE JORDAN THOMAS

- ✎ Caught a 27-yard pass from QB **Deshaun Watson** in the second quarter for his first career NFL reception

## QB DESHAUN WATSON

- ✎ Completed 17-of-34 passes (50.0%) for 176 yards, one touchdown, one interception and a 62.9 passer rating
- ✎ Carried the ball eight times for 40 yards (5.0 avg.)
- ✎ Threw a five-yard touchdown pass to WR **Bruce Ellington** following a six-play, 16-yard scoring drive (2:24) in the fourth quarter. Houston gained possession after a fumble recovery on special teams by CB **Johnson Bademosi**
- ✎ Led Houston on a nine-play, 44-yard scoring drive (3:37) that resulted in a 36-yard field goal by K **Ka'imi Fairbairn** to cut the Patriots lead to 14-6
- ✎ Led Houston on a 10-play, 68-yard scoring drive (4:10) that resulted in a one yard touchdown run by RB **Alfred Blue** to cut the Patriots lead to 24-13
- ✎ Now has 20 career touchdown passes in eight games (seven starts) and passed **Brian Hoyer** (19) for the fourth-most career passing touchdowns in Texans history
- ✎ Passed **Ryan Mallett** (222) for the 10th-most career pass attempts in franchise history

## DE J.J. WATT

- ✎ Finished with three total tackles (two solo) and two quarterback hits in his first game since Week 5 of 2017
- ✎ Leads the NFL in quarterback hits with 221 since he entered the league in 2011 (89 games)
- ✎ Passed **Dunta Robinson** (396) for the fifth-most career total tackles in Texans history

## LS JON WEEKS

- ✎ Set a new Texans franchise record by playing in his 129th consecutive game (2010-18), passing K **Kris Brown** (128 straight games from 2002-09). Weeks has snapped on every field goal attempt, extra point attempt and punt for Houston since he signed as a free agent in 2010

# GAME SUMMARIES



17

## WEEK 2

Houston Texans 17, Tennessee Titans 20

62,372 🐉 Nissan Stadium 🐉 Nashville, Tenn. 🐉 Sep 16, 2018



20

Houston Texans	0	7	3	7	—	17
Tennessee Titans	14	0	0	6	—	20

### Scoring Drives

TEAM	QTR	TIME	SCORING PLAY	HOU	TEN
Titans	1	10:00	D. Cruikshank: 66-yard pass from K. Byard (R. Succop kick) (5-84, 2:14)	0	7
Titans	1	00:43	T. Taylor: 18-yard pass from B. Gabbert (R. Succop kick) (9-56, 4:35)	0	14
Texans	2	01:08	D. Hopkins: 28-yard pass from D. Watson (K. Fairbairn kick) (6-53, 2:30)	7	14
Texans	3	02:44	K. Fairbairn: 34-yard FG (9-36, 4:00)	10	14
Texans	4	13:32	W. Fuller V: 39-yard pass from D. Watson (K. Fairbairn kick) (5-70, 1:43)	17	14
Titans	4	09:48	R. Succop: 42-yard FG (8-51, 3:42)	17	17
Titans	4	01:05	R. Succop: 31-yard FG (12-62, 5:41)	17	20

### Houston Texans

PASSING	ATT	CP	YDS	SK/YD	TD	LG	INT	QBR
Deshaun Watson	32	22	310	4/21	2	39	1	107.6
<b>TOTAL</b>	<b>32</b>	<b>22</b>	<b>310</b>	<b>4/21</b>	<b>2</b>	<b>39</b>	<b>1</b>	<b>107.6</b>

RUSHING	ATT	YDS	AVG	LG	TD
Lamar Miller	14	68	4.9	18	0
Deshaun Watson	5	44	8.8	15	0
Alfred Blue	7	36	5.1	8	0
<b>TOTAL</b>	<b>26</b>	<b>148</b>	<b>5.7</b>	<b>18</b>	<b>0</b>

RECEIVING	NO	YDS	AVG	LG	TD
Will Fuller V	8	113	14.1	39t	1
DeAndre Hopkins	6	110	18.3	31	1
Bruce Ellington	3	45	15.0	23	0
Jordan Akins	2	21	10.5	13	0
Lamar Miller	2	2	1.0	4	0
Ryan Griffin	1	19	19.0	19	0
<b>TOTAL</b>	<b>22</b>	<b>310</b>	<b>14.1</b>	<b>39</b>	<b>2</b>

TOP DEFENSE	TOT	SOLO	AST	SCK	YDS	INT
Zach Cunningham	8	6	2	0.0	0.0	0
J.J. Watt	6	4	2	0.0	0.0	0
Kareem Jackson	6	3	3	0.0	0.0	0
<b>TOTAL</b>	<b>20</b>	<b>13</b>	<b>7</b>	<b>0.0</b>	<b>0.0</b>	<b>0</b>

FIELD GOALS	FGA/FGM	PERCENT
Ka'imi Fairbairn	2-1	50.0
<b>TOTAL</b>	<b>2-1</b>	<b>50.0</b>

### Tennessee Titans

PASSING	ATT	CP	YDS	SK/YD	TD	LG	INT	QBR
Blaine Gabbert	20	13	117	1/8	1	18	0	97.3
Kevin Byard	1	1	66	0/0	1	66	0	158.3
Derrick Henry	1	1	8	0/0	0	8	0	100.0
<b>TOTAL</b>	<b>22</b>	<b>15</b>	<b>191</b>	<b>1/8</b>	<b>2</b>	<b>66</b>	<b>0</b>	<b>118.5</b>

RUSHING	ATT	YDS	AVG	LG	TD
Derrick Henry	18	56	3.1	9	0
Dion Lewis	14	42	3.0	13	0
Blaine Gabbert	2	2	1.0	1	0
<b>TOTAL</b>	<b>34</b>	<b>100</b>	<b>2.9</b>	<b>13</b>	<b>0</b>

RECEIVING	NO	YDS	AVG	LG	TD
Corey Davis	5	55	11.0	18	0
Taywan Taylor	3	32	10.7	18t	1
Luke Stocker	2	15	7.5	11	0
Rishard Matthews	2	8	4.0	4	0
Dane Cruikshank	1	66	66.0	66t	1
Dion Lewis	1	1	1.0	1	0
Tajae Sharpe	1	14	14.0	14	0
<b>TOTAL</b>	<b>15</b>	<b>191</b>	<b>12.7</b>	<b>66</b>	<b>2</b>

TOP DEFENSE	TOT	SOLO	AST	SCK	YDS	INT
Wesley Woodyard	8	5	3	0.0	0.0	0
Kevin Byard	7	7	0	0.0	0.0	0
Malcolm Butler	7	7	0	0.0	0.0	0
<b>TOTAL</b>	<b>22</b>	<b>19</b>	<b>3</b>	<b>0.0</b>	<b>0.0</b>	<b>0</b>

FIELD GOALS	FGA/FGM	PERCENT
Ryan Succop	2-2	100.0
<b>TOTAL</b>	<b>2-2</b>	<b>100.0</b>

### Team Statistics

	Texans	Titans
First Downs	21	15
Total Net Yards	437	283
Rushes/Net Yards	26/148	34/100
Net Passing	289	183
Pass Attempts/Completions	32/22	22/15
Had Intercepted	1	0
Sacked/Yards Lost	4/21	1/8
Punts/Average	4/41.0	5/52.2
Penalties/Yards	11/88	8/70
Fumbles/Lost	2/0	1/0
Possession Time	29:38	30:22

## TEAM NOTES

### THE TEXANS...

- Gained 437 total net yards (148 rushing and 289 passing) on 62 offensive plays (7.0 avg.), which marked the most total net yards gained in a game for Houston since Week 8 of the 2017 season at Seattle (509 yards)
- Recorded 21 total first downs (six rushing, 13 passing, two by penalty) and went 5-for-11 on third down (45%)
- Held the Titans to 5-of-15 (33%) on third down and 15 first downs (seven rushing, seven passing, one by penalty)
- Held the Titans to 283 total net yards on offense (100 rushing and 183 passing)
- Had two receivers (WR **DeAndre Hopkins** – 110 and WR **Will Fuller V** – 113) record 100-or-more receiving yards in the same game for the first time since Week 8 of the 2017 season at Seattle (Hopkins – 224 and Fuller – 125)
- Had a player throw for 300 yards in a game for the first time since Week 13 of the 2017 season at Tennessee when QB **Tom Savage** threw for 365 yards

### SCORING PLAYS

- 2nd Quarter – WR **DeAndre Hopkins** caught a 28-yard touchdown pass from QB **Deshaun Watson** to finish off a six-play, 53-yard scoring drive (2:30) to cut the Titans lead to 14-7 after K **Ka’imi Fairbairn** made the extra point attempt
- 3rd Quarter – K **Ka’imi Fairbairn** made a 34-yard field goal to cut the Titans lead to 14-10 after a nine-play, 36-yard scoring drive (4:00)
- 4th Quarter – WR **Will Fuller V** caught a 39-yard touchdown pass from QB **Deshaun Watson** to cap off a five-play, 70-yard scoring drive (1:43) to give the Texan a 17-14 lead after K **Ka’imi Fairbairn** made the extra point attempt

### MISCELLANEOUS NOTES

- The following five Texans were captains for the game: CB **Johnathan Joseph**, S **Tyrann Mathieu**, ILB **Brian Peters**, QB **Deshaun Watson** and DE **J.J. Watt**
- The following seven Texans players were inactive for the game: DE/OLB **Jadeveon Clowney**, WR **Sammie Coates Jr.**, WR **Keke Coutee**, DE **Christian Covington**, T **Roderick Johnson**, DE **Carlos Watkins** and CB **Kayvon Webster**
- The following Texans player was active but did not play in the game: QB **Brandon Weeden**
- The following three players made their Texans debut: OLB **Duke Ejirofor**, RB **Buddy Howell** and CB **Shareece Wright**
- Tennessee won the toss and elected to defer. Houston received the first half kickoff

## INDIVIDUAL PLAYER NOTES

### RB ALFRED BLUE

- Ran for 36 yards on seven carries (5.1 avg.) and passed **Ben Tate** (2,279) for the ninth-most career scrimmage yards in team history

### ILB ZACH CUNNINGHAM

- Led the team with eight total tackles (six solo) and recorded one tackle on special teams

### OLB DUKE EJIORFOR

- Finished with three total tackles (two solo), 1.0 sack, one quarterback hit and one tackle for loss
- Recorded the first sack of his NFL career when he took down Titans QB **Blaine Gabbert** for a loss of eight yards in the third quarter

### K KA’IMI FAIRBAIRN

- Scored five total points on one made field goal and two made extra point attempts
- Connected on a 34-yard field goal to cut the Titans lead to 14-10 in the third quarter

### WR WILL FULLER V

- Recorded a team-high 113 receiving yards on eight receptions (14.1 avg.) and one touchdown
- Tied **Garrett Graham** (10) for the ninth-most career receiving touchdowns in team history and reached 10 career receiving touchdowns
- Recorded the most receiving yards (113) he’s had in a game since Week 8 of the 2017 season at Seattle (125 yards). It was also the first time Fuller recorded 100-or-more receiving yards since Week 8 of 2017
- Caught a 39-yard touchdown pass from QB **Deshaun Watson** for his first receiving touchdown of the season
- Extended his streak to 25 consecutive games with a reception to start his career, which is the third-longest streak in franchise history to start a career. Fuller has a reception in every game he has played in the NFL

### WR DEANDRE HOPKINS

- Finished with 110 receiving yards on six receptions (18.3 avg.)
- Now has 1,120 career receiving yards against the Titans in 11 career games, which is the most he’s amassed against any opponent in his NFL career. Hopkins also has 72 catches and seven receiving touchdowns against Tennessee
- Extended his streak to 11 consecutive games with 60-or-more scrimmage yards, dating back to Week 8 of 2017. Hopkins’ streak of consecutive games with 60-or-more scrimmage yards is the longest active streak in the NFL
- Caught a 28-yard touchdown pass from QB **Deshaun Watson** in the second quarter. Hopkins had 51 receiving yards on the six-play, 53-yard scoring drive (2:30)
- Scored his first receiving touchdown of the season and the 37th of his NFL career
- Has caught eight touchdown passes from QB **Deshaun Watson** in nine games played together
- Surpassed 6,000 career receiving yards (2013-18)
- Extended his streak to 81 consecutive games with a reception to start his career, which is the longest streak in franchise history to start a career, the longest active streak in the NFL to start a career and passed Patriots TE **Rob Gronkowski** (2010-16) for the 11th-longest streak of games with a reception to start a career in the Super Bowl era
- Extended the third-longest streak in team history with at least one reception to 81 games, trailing **Andre Johnson** (133 games from 2005-14) and **Owen Daniels** (88 straight games from 2006-13)

### S KAREEM JACKSON

- Finished tied for second on the team with six total tackles (three solo) and led the team with two passes defended

### CB JOHNATHAN JOSEPH

- Finished with two total tackles (one solo) and passed Cortland Finnegan (648) for 14th-most career total tackles by a cornerback in NFL history

### RB LAMAR MILLER

- Ran for a team-high 68 yards on 14 carries (4.9 avg.)
- Recorded 70 scrimmage yards (68 rushing, two receiving) and leads the NFL with 16 games producing 55-or-more scrimmage yards over the last two seasons (2017-18)
- Surpassed 5,000 career rushing yards (2012-18)



## ILB BRIAN PETERS

- ✦ Tied **Ramon Walker** (37) for the fifth-most career total special teams tackles in team history

## S JUSTIN REID

- ✦ Finished with five total tackles (four solo) and one quarterback hit
- ✦ Recorded the first quarterback hit of his NFL career and forced an intentional grounding penalty on Titans QB **Blaine Gabbert** on third down in the second quarter

## QB DESHAUN WATSON

- ✦ Completed 22-of-32 passes (68.8%) for 310 yards, two touchdowns, one interception and a 107.6 passer rating
- ✦ Ran the ball five times for 44 yards (8.8 avg.)
- ✦ Threw a 28-yard touchdown pass to WR **DeAndre Hopkins** to complete a six-play, 53-yard scoring drive (2:30) in the second quarter
- ✦ Threw a 39-yard touchdown pass to WR **Will Fuller V** to complete a five-play, 70-yard scoring drive (1:43) in the fourth quarter and give the Texans a 17-14 lead
- ✦ Now has 22 career touchdown passes in nine games (eight starts) and three touchdown passes this season

- ✦ Has thrown eight touchdown passes to WR **DeAndre Hopkins** in nine games played together
- ✦ Threw for more than 300-yards for the third time in his NFL career and the first time since Week 8 of the 2017 season at Seattle
- ✦ Ranks second in touchdown passes through his first nine career games in NFL history, trailing **Kurt Warner** (24)
- ✦ Matched **Dan Marino** for second in NFL history with six games throwing multiple passing touchdowns through his first nine career games, trailing only **Kurt Warner** (seven)
- ✦ Passed **T.J. Yates** (1,993) for the ninth-most career passing yards in team history

## DE J.J. WATT

- ✦ Finished tied for second on the team with six total tackles (four solo), one forced fumble and two tackles for loss
- ✦ Leads the NFL in tackles for loss with 138 since he entered the league in 2011 (90 games)
- ✦ Recorded his first forced fumble since Week 17 of the 2015 season and now has 16 career forced fumbles
- ✦ Surpassed 400 career total tackles (2011-18)

Week 2

National Football League Game Summary

NFL Copyright © 2018 by The National Football League. All rights reserved. This summary and play-by-play is for the express purpose of assisting media in their coverage of the game; any other use of this material is prohibited without the written permission of the National Football League.

Updated: 9/17/2018

Date: Sunday, 9/16/2018

Houston Texans at Tennessee Titans

Start Time: 12:02 PM Central

at Nissan Stadium, Nashville, TN

Game Day Weather

Game Weather: Cloudy

Temp: 81° F (27.2° C) Humidity: 63%, Wind: NE 12 mph

Played Outdoors on Turf: Grass

Outdoor Weather: Cloudy, Wind Chill: 83

Officials

Referee: Morelli, Peter (135)

Umpire: Woods, Steven (54)

Down Judge: Stelljes, Steve (22)

Line Judge: Seeman, Jeff (45)

Field Judge: Jeffries, Anthony (36)

Side Judge: Cheek, Boris (41)

Back Judge: Ferguson, Keith (61)

Replay Official: Matoren, Brian (0)

Lineups

Houston Texans				Tennessee Titans			
Offense		Defense		Offense		Defense	
WR	10 D.Hopkins	DE	99 J.Watt	WR	19 T.Sharpe	DE	90 D.Jones
LT	75 M.Rankin	DE	98 D.Reader	TE	88 L.Stocker	DT	99 J.Casey
LG	64 S.Kelemete	NT	92 B.Dunn	LT	66 K.Pamphile	OLB	91 D.Morgan
C	66 N.Martin	SAM	59 W.Mercilus	LG	67 Q.Spain	ILB	59 W.Woodyard
RG	73 Z.Fulton	MIKE	55 B.McKinney	C	60 B.Jones	ILB	51 W.Compton
RT	70 J.Davenport	WILL	41 Z.Cunningham	RG	64 J.Kline	OLB	98 B.Orakpo
TE	84 R.Griffin	JACK	57 B.Scarlett	RT	69 T.Marz	CB	26 L.Ryan
TE	83 J.Thomas	CB	24 J.Joseph	TE	81 J.Smith	SS	24 K.Vaccaro
WR	15 W.Fuller	CB	25 K.Jackson	WR	84 C.Davis	FS	31 K.Byard
QB	4 D.Watson	S	32 T.Mathieu	RB	22 D.Henry	CB	21 M.Butler
RB	26 L.Miller	S	20 J.Reid	QB	7 B.Gabbert	CB	25 A.Jackson

Substitutions

QB 5 J.Webb, K 7 K.Fairbairn, P 8 T.Daniel, WR 12 B.Ellington, RB 21 T.Ervin, CB 22 A.Colvin, CB 23 J.Bademosi, RB 28 A.Blue, DB 31 N.Jamerson, DB 33 A.Moore, RB 38 G.Howell, DB 43 S.Wright, LS 46 J.Weeks, ILB 51 D.Cole, ILB 52 B.Peters, OLB 53 D.Ejiofor, OLB 58 P.Kalambayi, C/G 65 G.Mancz, T 74 K.Lamm, TE 88 J.Akins, DE 93 J.Heath, DE 97 A.Blackson

Substitutions

K 4 R.Succop, P 6 B.Kern, WR 13 T.Taylor, WR 15 D.Jennings, WR 18 R.Matthews, DB 29 D.Cruikshank, RB 32 D.Fluellen, RB 33 D.Lewis, CB 36 L.Sims, S 41 B.Trawick, OLB 44 K.Correa, LS 48 B.Brinkley, LB 53 D.Bates, LB 54 R.Evans, LB 55 J.Brown, OLB 56 S.Finch, OLB 58 H.Landry, C/G 62 C.Levin, TE 85 M.Pruitt, TE 86 A.Firkser, DL 94 A.Johnson, DL 96 B.Logan

Did Not Play

QB 3 B.Weeden, WR 17 V.Smith

Did Not Play

QB 8 M.Mariota, G 61 A.Stinnie

Not Active

WR 16 K.Coutee, WR 18 S.Coates, DB 36 K.Webster, T 63 R.Johnson, DE/LB 90 J.Clowney, DE 91 C.Watkins, DE 95 C.Covington

Not Active

WR 17 C.Batson, S 28 K.Lewis, OLB 52 A.Wallace, T/G 71 D.Kelly, T 77 T.Lewan, T 78 J.Conklin, DE 92 M.Dickerson

Field Goals (made ( ) & missed)

K.Fairbairn		54SH (34)		R.Succop		(42) (31)	
		1		2		3	
VISITOR:		Houston Texans		0		7	
HOME:		Tennessee Titans		14		0	
						6	
						OT	
						0	
						Total	
						17	
						20	

Scoring Plays

Team	Qtr	Time	Play Description (Extra Point) (Drive Info)	Visitor	Home
Titans	1	9:51	D.Cruikshank 66 yd. pass from K.Byard (R.Succop kick) (5-84, 2:14)	0	7
Titans	1	0:35	T.Taylor 18 yd. pass from B.Gabbert (R.Succop kick) (9-56, 4:35)	0	14
Texans	2	0:58	D.Hopkins 28 yd. pass from D.Watson (K.Fairbairn kick) (6-53, 2:30)	7	14
Texans	3	2:39	K.Fairbairn 34 yd. Field Goal (9-36, 4:00)	10	14
Texans	4	13:25	W.Fuller 39 yd. pass from D.Watson (K.Fairbairn kick) (5-70, 1:43)	17	14
Titans	4	9:43	R.Succop 42 yd. Field Goal (8-51, 3:42)	17	17
Titans	4	1:00	R.Succop 31 yd. Field Goal (12-62, 5:41)	17	20
Paid Attendance: 62,372				Time: 2:57	

Houston Texans vs Tennessee Titans  
9/16/2018 at Nissan Stadium

# Final Individual Statistics

Houston Texans									Tennessee Titans										
RUSHING				ATT	YDS	AVG	LG	TD	RUSHING				ATT	YDS	AVG	LG	TD		
L.Miller				14	68	4.9	18	0	D.Henry				18	56	3.1	9	0		
D.Watson				5	44	8.8	15	0	D.Lewis				14	42	3.0	13	0		
A.Blue				7	36	5.1	8	0	B.Gabbert				2	2	1.0	1	0		
Total				26	148	5.7	18	0	Total				34	100	2.9	13	0		
PASSING		ATT	CMP	YDS	SK/YD	TD	LG	IN	RT	PASSING		ATT	CMP	YDS	SK/YD	TD	LG	IN	RT
D.Watson		32	22	310	4/21	2	39	1	107.6	B.Gabbert		20	13	117	1/8	1	18	0	97.3
										K.Byard		1	1	66	0/0	1	66	0	158.3
										D.Henry		1	1	8	0/0	0	8	0	100.0
Total		32	22	310	4/21	2	39	1	107.6	Total		22	15	191	1/8	2	66	0	125.4
PASS RECEIVING		TAR		REC	YDS	AVG	LG	TD	PASS RECEIVING		TAR		REC	YDS	AVG	LG	TD		
W.Fuller		9		8	113	14.1	39	1	C.Davis		7		5	55	11.0	18	0		
D.Hopkins		11		6	110	18.3	31	1	T.Taylor		4		3	32	10.7	18	1		
B.Ellington		3		3	45	15.0	23	0	L.Stocker		2		2	15	7.5	11	0		
J.Akins		2		2	21	10.5	13	0	R.Matthews		4		2	8	4.0	4	0		
L.Miller		2		2	2	1.0	4	0	D.Cruikshank		1		1	66	66.0	66	1		
R.Griffin		1		1	19	19.0	19	0	T.Sharpe		2		1	14	14.0	14	0		
J.Thomas		3		0	0	0.0	0	0	D.Lewis		1		1	1	1.0	1	0		
Total		31		22	310	14.1	39	2	Total		21		15	191	12.7	66	2		
INTERCEPTIONS				NO	YDS	AVG	LG	TD	INTERCEPTIONS				NO	YDS	AVG	LG	TD		
									A.Jackson				1	0	0.0	0	0		
Total				0	0	0	0	0	Total				1	0	0.0	0	0		
PUNTING		NO	YDS	AVG	NET	TB	IN20	LG	PUNTING		NO	YDS	AVG	NET	TB	IN20	LG		
T.Daniel		4	164	41.0	35.5	1	2	53	B.Kern		5	261	52.2	47.2	0	1	62		
Total		4	164	41.0	35.5	1	2	53	Total		5	261	52.2	47.2	0	1	62		
PUNT RETURNS		NO		YDS	AVG	FC	LG	TD	PUNT RETURNS		NO		YDS	AVG	FC	LG	TD		
T.Ervin		4		25	6.3	0	11	0	A.Jackson		1		2	2.0	1	2	0		
[OUT OF BOUNDS]		1		0	0.0	0	0	0	[DOWNED]		1		0	0.0	0	0	0		
									[TOUCHBACK]		1		0	0.0	0	0	0		
Total		4		25	6.3	0	11	0	Total		1		2	2.0	1	2	0		
KICKOFF RETURNS		NO		YDS	AVG	FC	LG	TD	KICKOFF RETURNS		NO		YDS	AVG	FC	LG	TD		
[TOUCHBACK]		5		0	0.0	0	0	0	[TOUCHBACK]		4		0	0.0	0	0	0		
Total		0		0	0.0	0	0	0	Total		0		0	0.0	0	0	0		

## Houston Texans

FUMBLES	FUM	LOST	OWN-REC	YDS	TD	FORCED	OPP-REC	YDS	TD	OUT-BDS
D.Watson	2	0	2	-10	0	0	0	0	0	0
J.Watt	0	0	0	0	0	1	0	0	0	0
Total	2	0	2	-10	0	1	0	0	0	0

## Tennessee Titans

FUMBLES	FUM	LOST	OWN-REC	YDS	TD	FORCED	OPP-REC	YDS	TD	OUT-BDS
C.Davis	1	0	0	0	0	0	0	0	0	1
J.Casey	0	0	0	0	0	1	0	0	0	0
Total	1	0	0	0	0	1	0	0	0	1



Houston Texans vs Tennessee Titans  
9/16/2018 at Nissan Stadium

# Final Team Statistics

	Visitor Texans	Home Titans
<b>TOTAL FIRST DOWNS</b>	21	15
By Rushing	6	7
By Passing	13	7
By Penalty	2	1
<b>THIRD DOWN EFFICIENCY</b>	5-11-45%	5-15-33%
<b>FOURTH DOWN EFFICIENCY</b>	0-0-0%	2-2-100%
<b>TOTAL NET YARDS</b>	437	283
Total Offensive Plays (inc. times thrown passing)	62	57
Average gain per offensive play	7.0	5.0
<b>NET YARDS RUSHING</b>	148	100
Total Rushing Plays	26	34
Average gain per rushing play	5.7	2.9
Tackles for a loss-number and yards	0-0	3-7
<b>NET YARDS PASSING</b>	289	183
Times thrown - yards lost attempting to pass	4-21	1-8
Gross yards passing	310	191
<b>PASS ATTEMPTS-COMPLETIONS-HAD INTERCEPTED</b>	32-22-1	22-15-0
Avg gain per pass play (inc.# thrown passing)	8.0	8.0
<b>KICKOFFS Number-In End Zone-Touchbacks</b>	4-4-4	5-5-5
<b>PUNTS Number and Average</b>	4-41.0	5-52.2
Had Blocked	0	0
<b>FGs - PATs Had Blocked</b>	0-0	0-0
<b>Net Punting Average</b>	35.5	47.2
<b>TOTAL RETURN YARDAGE (Not Including Kickoffs)</b>	25	2
No. and Yards Punt Returns	4-25	1-2
No. and Yards Kickoff Returns	0-0	0-0
No. and Yards Interception Returns	0-0	1-0
<b>PENALTIES Number and Yards</b>	11-88	8-70
<b>FUMBLES Number and Lost</b>	2-0	1-0
<b>TOUCHDOWNS</b>	2	2
Rushing	0	0
Passing	2	2
<b>EXTRA POINTS Made-Attempts</b>	2-2	2-2
Kicking Made-Attempts	2-2	2-2
<b>FIELD GOALS Made-Attempts</b>	1-2	2-2
<b>RED ZONE EFFICIENCY</b>	0-1-0%	1-2-50%
<b>GOAL TO GO EFFICIENCY</b>	0-1-0%	0-0-0%
<b>SAFETIES</b>	0	0
<b>FINAL SCORE</b>	17	20
<b>TIME OF POSSESSION</b>	29:38	30:22

Ball Possession And Drive Chart

Houston Texans												
#	Time Recd	Time Lost	Time Poss	How Ball Obtained	Drive Began	# Play	Yds Gain	Yds Pen	Net Yds	1st Down	Last Scrm	How Given Up
1	15:00	12:05	2:55	Kickoff	HST 25	5	13	-5	8	1	HST 33	Punt
2	9:51	5:10	4:41	Kickoff	HST 25	8	28	11	39	2	TEN 36	Missed FG
3	0:35	12:14	3:21	Kickoff	HST 25	7	53	-15	38	2	TEN 37	Interception
4	8:54	7:36	1:18	Punt	HST 12	3	9	0	9	0	HST 21	Punt
5	3:28	0:58	2:30	Punt	HST 47	6	68	-15	53	3	TEN 28	Touchdown
6	13:25	8:17	5:08	Punt	HST 4	10	58	0	58	3	TEN 38	Punt
7	6:39	2:39	4:00	Punt	HST 48	9	36	0	36	3	* TEN 16	Field Goal
8	0:08	13:25	1:43	Punt	HST 30	5	70	0	70	3	TEN 39	Touchdown
9	9:43	6:41	3:02	Kickoff	HST 25	6	38	0	38	2	TEN 37	Punt
10	1:00	0:00	1:00	Kickoff	HST 25	5	54	0	54	2	HST 48	End of Game

(266) Average HST 27

Tennessee Titans												
#	Time Recd	Time Lost	Time Poss	How Ball Obtained	Drive Began	# Play	Yds Gain	Yds Pen	Net Yds	1st Down	Last Scrm	How Given Up
1	12:05	9:51	2:14	Punt	TEN 16	5	79	5	84	2	TEN 34	Touchdown
2	5:10	0:35	4:35	Missed FG	TEN 44	9	56	0	56	4	* HST 18	Touchdown
3	12:14	8:54	3:20	Interception	TEN 20	6	19	0	19	1	TEN 39	Punt
4	7:36	3:28	4:08	Punt	TEN 22	7	14	-23	-9	1	TEN 13	Punt
5	0:58	0:00	0:58	Kickoff	TEN 25	3	9	0	9	0	TEN 28	End of Half
6	15:00	13:25	1:35	Kickoff	TEN 25	3	6	0	6	0	TEN 31	Punt
7	8:17	6:39	1:38	Punt	TEN 5	3	5	0	5	0	TEN 10	Punt
8	2:39	0:08	2:31	Kickoff	TEN 25	3	-3	-5	-8	0	TEN 17	Punt
9	13:25	9:43	3:42	Kickoff	TEN 25	8	36	15	51	3	HST 24	Field Goal
10	6:41	1:00	5:41	Punt	TEN 25	12	62	0	62	4	* HST 13	Field Goal

(232) Average TEN 23

\* inside opponent's 20

Time of Possession by Quarter		1st	2nd	3rd	4th	OT	Total
Visitor	Houston Texans	8:11	6:34	9:16	5:37		29:38
Home	Tennessee Titans	6:49	8:26	5:44	9:23		30:22
Kickoff Drive No.-Start Average		Texans: 5 - HST 25			Titans: 4 - TEN 25		

## Final Defensive Statistics

Houston Texans	Regular Defensive Plays												Special Teams					Misc			
	TKL	AST	COMB	SK	/ YDS	TFL	Q	IN	PD	FF	FR	TKL	AST	FF	FR	BL	TKL	AST	FF	FR	
Z.Cunningham	6	2	8	0	0	0	0	0	0	0	0	0	1	0	0	0	0	0	0	0	
J.Watt	4	2	6	0	0	2	0	0	0	1	0	0	0	0	0	0	0	0	0	0	
K.Jackson	3	3	6	0	0	0	0	0	2	0	0	0	0	0	0	0	0	0	0	0	
J.Reid	4	1	5	0	0	0	1	0	0	0	0	0	0	0	0	0	0	0	0	0	
B.Dunn	3	2	5	0	0	1	0	0	0	0	0	0	0	0	0	0	0	0	0	0	
B.McKinney	1	4	5	0	0	0	0	0	0	0	0	0	0	0	0	0	0	0	0	0	
D.Reader	2	2	4	0	0	0	0	0	0	0	0	0	0	0	0	0	0	0	0	0	
B.Scarlett	3	0	3	0	0	0	0	0	0	0	0	0	0	0	0	0	0	0	0	0	
D.Cole	3	0	3	0	0	0	0	0	0	0	0	0	0	0	0	0	0	0	0	0	
D.Ejiofor	2	1	3	1	8	1	1	0	0	0	0	0	0	0	0	0	0	0	0	0	
W.Mercilus	2	1	3	0	0	0	0	0	0	0	0	0	0	0	0	0	0	0	0	0	
A.Colvin	2	1	3	0	0	0	0	0	0	0	0	0	0	0	0	0	0	0	0	0	
T.Mathieu	2	0	2	0	0	0	0	0	0	0	0	0	0	0	0	0	0	0	0	0	
A.Blackson	2	0	2	0	0	0	0	0	0	0	0	0	0	0	0	0	0	0	0	0	
J.Joseph	1	1	2	0	0	0	0	0	0	0	0	0	0	0	0	0	0	0	0	0	
B.Peters	0	0	0	0	0	0	0	0	0	0	0	0	1	0	0	0	0	0	0	0	
D.Watson	0	0	0	0	0	0	0	0	0	0	0	0	0	0	0	0	0	0	0	2	
Total	40	20	60	1	8	4	2	0	2	1	0	0	2	0	0	0	0	0	0	2	

**TKL = Tackle AST = Assist COMB = Combined QH=QB Hit IN = Interception PD = Pass Defense FF = Forced Fumble FR = Fumble Recovery**

Tennessee Titans	Regular Defensive Plays												Special Teams					Misc			
	TKL	AST	COMB	SK	/ YDS	TFL	QH	IN	PD	FF	FR	TKL	AST	FF	FR	BL	TKL	AST	FF	FR	
W.Woodyard	5	3	8	0	0	0	1	0	0	0	0	0	0	0	0	0	0	0	0	0	
M.Butler	7	0	7	0	0	0	0	0	2	0	0	0	0	0	0	0	0	0	0	0	
K.Byard	7	0	7	0	0	0	0	0	0	0	0	0	0	0	0	0	0	0	0	0	
A.Jackson	6	0	6	0	0	1	0	1	2	0	0	0	0	0	0	0	0	0	0	0	
K.Vaccaro	5	1	6	0	0	0	0	0	0	0	0	0	0	0	0	0	0	0	0	0	
J.Casey	4	1	5	2	9	1	1	0	0	1	0	0	0	0	0	0	0	0	0	0	
K.Correa	3	2	5	1	5	2	2	0	0	0	0	0	0	0	0	0	0	0	0	0	
L.Ryan	4	0	4	1	7	1	1	0	0	0	0	0	0	0	0	0	0	0	0	0	
D.Morgan	2	2	4	0	0	0	1	0	0	0	0	0	0	0	0	0	0	0	0	0	
J.Brown	2	0	2	0	0	0	0	0	0	0	0	0	0	0	0	0	0	0	0	0	
W.Compton	1	1	2	0	0	0	0	0	0	0	0	0	0	0	0	0	0	0	0	0	
D.Jones	1	1	2	0	0	0	0	0	0	0	0	0	0	0	0	0	0	0	0	0	
B.Orakpo	1	0	1	0	0	0	1	0	0	0	0	0	0	0	0	0	0	0	0	0	
B.Logan	0	1	1	0	0	0	0	0	0	0	0	0	0	0	0	0	0	0	0	0	
A.Johnson	0	1	1	0	0	0	0	0	0	0	0	0	0	0	0	0	0	0	0	0	
H.Landry	0	0	0	0	0	0	2	0	0	0	0	0	0	0	0	0	0	0	0	0	
B.Trawick	0	0	0	0	0	0	0	0	0	0	0	1	1	0	0	0	0	0	0	0	
D.Cruikshank	0	0	0	0	0	0	0	0	0	0	0	1	1	0	0	0	0	0	0	0	
B.Brinkley	0	0	0	0	0	0	0	0	0	0	0	1	0	0	0	0	0	0	0	0	
Total	48	13	61	4	21	5	9	1	4	1	0	3	2	0	0	0	0	0	0	0	



## First Half Summary

## TIME OF POSSESSION

Texans	14:45
Titans	15:15

Team	Qtr	Time	Play Description (Extra Point) (Drive Info)	Visitor	Home
Titans	1	9:51	D.Cruikshank 66 yd. pass from K.Byard (R.Succop kick) (5-84, 2:14)	0	7
Titans	1	0:35	T.Taylor 18 yd. pass from B.Gabbert (R.Succop kick) (9-56, 4:35)	0	14
Texans	2	0:58	D.Hopkins 28 yd. pass from D.Watson (K.Fairbairn kick) (6-53, 2:30)	7	14

Houston Texans									Tennessee Titans								
RUSHING						RUSHING											
	ATT	YDS	AVG	LG	TD		ATT	YDS	AVG	LG	TD						
L.Miller	5	33	6.6	18	0	D.Henry	11	32	2.9	9	0						
D.Watson	3	19	6.3	15	0	D.Lewis	7	23	3.3	6	0						
A.Blue	4	18	4.5	8	0	B.Gabbert	1	1	1.0	1	0						
Total	12	70	5.8	18	0	Total	19	56	2.9	9	0						
PASSING									PASSING								
	ATT	CMP	YDS	SK/YD	TD	LG	IN	RT		ATT	CMP	YDS	SK/YD	TD	LG	IN	RT
D.Watson	14	10	120	2/9	1	28	1	91.4	B.Gabbert	9	5	47	0/0	1	18	0	107.2
									K.Byard	1	1	66	0/0	1	66	0	158.3
									D.Henry	1	1	8	0/0	0	8	0	100.0
Total	14	10	120	2/9	1	28	1	91.4	Total	11	7	121	0/0	2	66	0	140.5
PASS RECEIVING								PASS RECEIVING									
	TAR	REC	YDS	AVG	LG	TD		TAR	REC	YDS	AVG	LG	TD				
W.Fuller	3	3	22	7.3	9	0	T.Taylor	4	3	32	10.7	18	1				
D.Hopkins	5	2	51	25.5	28	1	C.Davis	3	2	19	9.5	12	0				
B.Ellington	2	2	22	11.0	17	0	D.Cruikshank	1	1	66	66.0	66	1				
R.Griffin	1	1	19	19.0	19	0	R.Matthews	1	1	4	4.0	4	0				
J.Akins	1	1	8	8.0	8	0	T.Sharpe	1	0	0	0.0	0	0				
L.Miller	1	1	-2	-2.0	-2	0											
J.Thomas	1	0	0	0.0	0	0											
Total	14	10	120	12.0	28	1	Total	10	7	121	17.3	66	2				

[illegible]

**9/16/2018 at Nissan Stadium**

[illegible]

## Play By Play

## First Quarter

9/16/2018

TEN wins the coin toss and elects to defer. HST elects to Receive, and TEN elects to defend the north goal.

R.Succop kicks 65 yards from TEN 35 to end zone, Touchback.

## Houston Texans at 15:00

1-10-HST 25	(15:00) L.Miller right guard to HST 28 for 3 yards (W.Woodyard, W.Compton).	
2-7-HST 28	(14:24) (Shotgun) D.Watson pass short left to W.Fuller to HST 37 for 9 yards (M.Butler).	P1
<u>1-10-HST 37</u>	(13:47) (No Huddle, Shotgun) <b>PENALTY on HST-J.Davenport, False Start, 5 yards, enforced at HST 37 - No Play.</b>	
1-15-HST 32	(13:28) (Shotgun) D.Watson pass incomplete short middle to D.Hopkins (M.Butler) [D.Morgan].	
2-15-HST 32	(13:23) L.Miller left end pushed ob at HST 35 for 3 yards (M.Butler).	
3-12-HST 35	(12:50) (Shotgun) D.Watson sacked at HST 33 for -2 yards (J.Casey).	
4-14-HST 33	(12:17) (Punt formation) T.Daniel punts 53 yards to TEN 14, Center-J.Weeks. A.Jackson to TEN 16 for 2 yards (B.Peters; Z.Cunningham). TEN-D.Fluellen was injured during the play. His return is Questionable.	

## Tennessee Titans at 12:05

1-10-TEN 16	(12:05) <b>PENALTY on HST-J.Watt, Neutral Zone Infraction, 5 yards, enforced at TEN 16 - No Play.</b>	
1-5-TEN 21	(12:05) D.Henry right tackle to TEN 30 for 9 yards (K.Jackson).	R1
<u>1-10-TEN 30</u>	(11:26) D.Henry right tackle to TEN 31 for 1 yard (D.Reader, W.Mercilus).	
2-9-TEN 31	(10:51) (No Huddle) D.Henry left tackle to TEN 34 for 3 yards (B.Dunn; J.Watt).	
3-6-TEN 34	(10:05) (Shotgun) B.Gabbert pass incomplete deep middle to T.Sharpe (K.Jackson).	
4-6-TEN 34	<b>(10:00) (Punt formation) K.Byard pass deep right to D.Cruikshank for 66 yards, TOUCHDOWN.</b>	P2
	R.Succop extra point is GOOD, Center-B.Brinkley, Holder-B.Kern.	

<b>HST 0 TEN 7, 5 plays, 84 yards, 1 penalty, 2:14 drive, 5:09 elapsed</b>
----------------------------------------------------------------------------

R.Succop kicks 65 yards from TEN 35 to end zone, Touchback.

## Houston Texans at 9:51

1-10-HST 25	(9:51) (Shotgun) L.Miller left guard to HST 31 for 6 yards (W.Woodyard, D.Jones).	
2-4-HST 31	(9:14) (No Huddle) L.Miller left tackle pushed ob at HST 49 for 18 yards (K.Byard).	R2
<u>1-10-HST 49</u>	(8:49) (No Huddle, Shotgun) D.Watson sacked at HST 42 for -7 yards (L.Ryan).	
2-17-HST 42	(8:16) (No Huddle, Shotgun) A.Blue right guard to 50 for 8 yards (K.Byard, D.Morgan).	
3-9-50	(7:38) (No Huddle, Shotgun) D.Watson pass incomplete deep right to D.Hopkins [J.Brown].	
	<b>PENALTY on TEN-K.Byard, Defensive Pass Interference, 16 yards, enforced at 50 - No Play.</b>	X3
<u>1-10-TEN 34</u>	(7:30) (Shotgun) <b>PENALTY on HST-J.Davenport, False Start, 5 yards, enforced at TEN 34 - No Play.</b>	
1-15-TEN 39	(7:30) D.Watson FUMBLES (Aborted) at TEN 39, and recovers at TEN 49. D.Watson to TEN 49 for no gain (K.Correa).	
2-25-TEN 49	(6:47) (Shotgun) D.Watson pass short right to L.Miller to HST 49 for -2 yards (A.Jackson, D.Morgan).	
3-27-HST 49	(6:02) (Shotgun) D.Watson scrambles right tackle to TEN 36 for 15 yards (W.Woodyard).	
4-12-TEN 36	(5:16) (Field Goal formation) K.Fairbairn 54 yard field goal is No Good, Short, Center-J.Weeks, Holder-T.Daniel.	

## Tennessee Titans at 5:10

1-10-TEN 44	(5:10) Direct snap to D.Henry. D.Henry up the middle to 50 for 6 yards (B.Scarlett).	
2-4-50	(4:41) Direct snap to D.Henry. D.Henry left guard to HST 45 for 5 yards (J.Reid).	R3
<u>1-10-HST 45</u>	(4:09) Direct snap to D.Henry. D.Henry pass short middle to T.Taylor pushed ob at HST 37 for 8 yards (T.Mathieu).	
2-2-HST 37	(3:37) Direct snap to D.Henry. D.Henry up the middle to HST 36 for 1 yard (D.Reader; B.McKinney).	
3-1-HST 36	(3:06) Direct snap to D.Henry. D.Henry right guard to HST 31 for 5 yards (Z.Cunningham; K.Jackson).	R4
	Timeout #1 by TEN at 02:20.	
<u>1-10-HST 31</u>	(2:20) (Shotgun) D.Lewis up the middle to HST 30 for 1 yard (J.Watt).	
2-9-HST 30	(1:41) (Shotgun) D.Lewis right guard to HST 25 for 5 yards (B.Dunn).	
3-4-HST 25	(1:19) (No Huddle, Shotgun) B.Gabbert pass short right to C.Davis pushed ob at HST 18 for 7 yards (T.Mathieu).	P5
<u>1-10-HST 18</u>	<b>(:43) (Shotgun) B.Gabbert pass short left to T.Taylor for 18 yards, TOUCHDOWN.</b>	P6
	R.Succop extra point is GOOD, Center-B.Brinkley, Holder-B.Kern.	

<b>HST 0 TEN 14, 9 plays, 56 yards, 4:35 drive, 14:25 elapsed</b>
-------------------------------------------------------------------

R.Succop kicks 65 yards from TEN 35 to end zone, Touchback.

## Houston Texans at 0:35

1-10-HST 25	(:35) A.Blue right tackle to HST 28 for 3 yards (B.Orakpo).	
2-7-HST 28	(:02) (Shotgun) D.Watson pass short left to R.Griffin to HST 47 for 19 yards (M.Butler, W.Woodyard) [B.Orakpo].	P4



Houston Texans vs Tennessee Titans at Nissan Stadium

END OF QUARTER

	Score	Time Poss	First Downs				Efficiencies	
			R	P	X	T	3 Down	4 Down
Houston Texans	0	8:11	1	2	1	4	0/2	0/0
Tennessee Titans	14	6:49	3	3	0	6	2/3	1/1

## Second Quarter

9/16/2018

## Play By Play

Houston Texans continued.

<u>1-10-HST 47</u>	(15:00) A.Blue left tackle to TEN 49 for 4 yards (K.Vaccaro, W.Woodyard).	
2-6-TEN 49	(14:26) D.Watson pass short left to D.Hopkins pushed ob at TEN 24 for 25 yards (A.Jackson).	
	<i>PENALTY on HST-S.Kelemete, Clipping, 15 yards, enforced at TEN 49 - No Play.</i>	
2-21-HST 36	(13:57) D.Watson pass deep right to B.Ellington to TEN 47 for 17 yards (L.Ryan).	
3-4-TEN 47	(13:22) (Shotgun) D.Watson pass short right to W.Fuller to TEN 40 for 7 yards (A.Jackson).	P5
<u>1-10-TEN 40</u>	(12:56) (No Huddle) A.Blue right tackle to TEN 37 for 3 yards (J.Casey).	
2-7-TEN 37	(12:22) (No Huddle) D.Watson pass deep middle intended for D.Hopkins INTERCEPTED by A.Jackson at TEN -9. Touchback.	

## Tennessee Titans at 12:14

1-10-TEN 20	(12:14) D.Henry up the middle to TEN 17 for -3 yards (J.Watt).	
2-13-TEN 17	(11:36) B.Gabbert pass short right to C.Davis pushed ob at TEN 29 for 12 yards (K.Jackson).	
3-1-TEN 29	(10:58) D.Henry left guard to TEN 31 for 2 yards (D.Ejiofor).	R7
<u>1-10-TEN 31</u>	(10:13) (Shotgun) B.Gabbert pass incomplete deep right to C.Davis.	
2-10-TEN 31	(10:07) (Shotgun) D.Lewis left tackle to TEN 35 for 4 yards (W.Mercilus).	
3-6-TEN 35	(9:32) (No Huddle, Shotgun) B.Gabbert pass short left to R.Matthews pushed ob at TEN 39 for 4 yards (A.Colvin).	
4-2-TEN 39	(9:06) (Punt formation) B.Kern punts 50 yards to HST 11, Center-B.Brinkley. T.Ervin to HST 24 for 13 yards (B.Trawick).	
	<i>PENALTY on HST-S.Wright, Offensive Holding, 10 yards, enforced at HST 22.</i>	

## Houston Texans at 8:54

1-10-HST 12	(8:54) (Shotgun) L.Miller right guard to HST 15 for 3 yards (B.Logan; A.Johnson).	
2-7-HST 15	(8:25) (Shotgun) D.Watson pass short right to W.Fuller to HST 21 for 6 yards (A.Jackson, W.Woodyard).	
3-1-HST 21	(7:49) D.Watson pass incomplete deep right to J.Thomas [K.Correa].	
4-1-HST 21	(7:43) (Punt formation) T.Daniel punts 47 yards to TEN 32, Center-J.Weeks, fair catch by A.Jackson.	
	<i>PENALTY on TEN-M.Butler, Offensive Holding, 10 yards, enforced at TEN 32.</i>	

## Tennessee Titans at 7:36

1-10-TEN 22	(7:36) D.Lewis right tackle to TEN 19 for -3 yards (B.Dunn).	
2-13-TEN 19	(6:59) D.Lewis left guard to TEN 25 for 6 yards (D.Cole).	
3-7-TEN 25	(6:16) (Shotgun) B.Gabbert pass short left to T.Taylor to TEN 31 for 6 yards (A.Colvin; B.McKinney).	
4-1-TEN 31	(5:47) B.Gabbert up the middle to TEN 32 for 1 yard (A.Blackson).	R8
<u>1-10-TEN 32</u>	(4:52) D.Lewis right end to TEN 35 for 3 yards (K.Jackson).	
	<i>PENALTY on TEN-J.Smith, Offensive Holding, 10 yards, enforced at TEN 32 - No Play.</i>	
1-20-TEN 22	(4:24) (Shotgun) D.Lewis up the middle to TEN 26 for 4 yards (D.Cole, J.Watt).	
2-16-TEN 26	(3:47) (Shotgun) B.Gabbert pass incomplete short right to T.Taylor (K.Jackson).	
3-16-TEN 26	(3:43) (Shotgun) B.Gabbert pass incomplete short right [J.Reid].	
	<i>PENALTY on TEN-B.Gabbert, Intentional Grounding, 13 yards, enforced at TEN 26.</i>	
4-29-TEN 13	(3:38) (Punt formation) B.Kern punts 46 yards to HST 41, Center-B.Brinkley. T.Ervin pushed ob at HST 47 for 6 yards (D.Cruikshank; B.Trawick).	

## Houston Texans at 3:28

1-10-HST 47	(3:28) L.Miller right guard to 50 for 3 yards (J.Brown, D.Morgan).	
	<i>PENALTY on HST-R.Griffin, Offensive Holding, 10 yards, enforced at HST 47 - No Play.</i>	
1-20-HST 37	(3:05) (Shotgun) D.Watson pass short right to B.Ellington to HST 42 for 5 yards (A.Jackson).	
	<i>PENALTY on TEN-M.Butler, Illegal Contact, 5 yards, enforced at HST 37 - No Play.</i>	X6
<u>1-10-HST 42</u>	(2:58) D.Watson pass short right to W.Fuller to TEN 42 for 16 yards (A.Jackson) [B.Orakpo].	
	<i>PENALTY on HST-K.Lamm, Offensive Holding, 10 yards, enforced at HST 42 - No Play.</i>	
1-20-HST 32	(2:35) (Shotgun) D.Watson pass short middle to J.Akins to HST 40 for 8 yards (K.Vaccaro).	
2-12-HST 40	(2:03) (No Huddle, Shotgun) D.Watson pass short left to B.Ellington pushed ob at HST 45 for 5 yards (K.Vaccaro).	

## Two-Minute Warning

3-7-HST 45	(1:58) (Shotgun) D.Watson pass deep middle to D.Hopkins to TEN 32 for 23 yards (J.Brown).	P7
<u>1-10-TEN 32</u>	(1:22) (No Huddle, Shotgun) D.Watson scrambles up the middle to TEN 28 for 4 yards (D.Morgan).	
	Timeout #1 by HST at 01:16.	
2-6-TEN 28	(1:16) (Shotgun) D.Watson pass incomplete deep left to D.Hopkins.	
3-6-TEN 28	<b>(1:08) (Shotgun) D.Watson pass deep middle to D.Hopkins for 28 yards, TOUCHDOWN.</b>	P8

Houston Texans vs Tennessee Titans at Nissan Stadium

K.Fairbairn extra point is GOOD, Center-J.Weeks, Holder-T.Daniel.

HST 7 TEN 14, 6 plays, 53 yards, 1 penalty, 2:30 drive, 14:02 elapsed

K.Fairbairn kicks 65 yards from HST 35 to end zone, Touchback.

Tennessee Titans at 0:58

- 1-10-TEN 25  
(:58) D.Henry left guard to TEN 28 for 3 yards (J.Reid; J.Joseph).  
Timeout #2 by HST at 00:50.
- 2-7-TEN 28  
(:50) D.Henry right tackle to TEN 28 for no gain (Z.Cunningham).  
Timeout #3 by HST at 00:46.
- 3-7-TEN 28  
(:46) D.Lewis up the middle to TEN 34 for 6 yards (K.Jackson; D.Ejiofor).

END OF QUARTER

	Score	Time Poss	First Downs				Efficiencies	
			R	P	X	T	3 Down	4 Down
Houston Texans	7	6:34	0	3	1	4	3/4	0/0
Tennessee Titans	14	8:26	2	0	0	2	1/5	1/1



Third Quarter

9/16/2018

Play By Play

TEN elects to Receive, and HST elects to defend the South goal.

K.Fairbairn kicks 65 yards from HST 35 to end zone, Touchback.

Tennessee Titans at 15:00

- 1-10-TEN 25 (15:00) D.Henry left tackle to TEN 29 for 4 yards (W.Mercilus).
- 2-6-TEN 29 (14:18) D.Lewis right end to TEN 31 for 2 yards (B.Dunn; B.McKinney).
- 3-4-TEN 31 (13:38) (Shotgun) B.Gabbert pass incomplete deep right to C.Davis.
- 4-4-TEN 31 (13:33) (Punt formation) B.Kern punts 62 yards to HST 7, Center-B.Brinkley, out of bounds.  
*PENALTY on HST-N.Jamerson, Offensive Holding, 3 yards, enforced at HST 7.*

Houston Texans at 13:25

- 1-10-HST 4 (13:25) L.Miller up the middle to HST 7 for 3 yards (D.Jones, K.Correa).
- 2-7-HST 7 (12:53) (No Huddle) D.Watson pass deep left to W.Fuller to HST 27 for 20 yards (M.Butler). P9
- 1-10-HST 27 (12:22) (No Huddle) L.Miller left guard to HST 30 for 3 yards (K.Correa).
- 2-7-HST 30 (11:41) (No Huddle) D.Watson pass short right to W.Fuller pushed ob at HST 45 for 15 yards (A.Jackson). P10
- 1-10-HST 45 (11:09) (No Huddle, Shotgun) D.Watson pass incomplete short left to J.Thomas.
- 2-10-HST 45 (11:05) L.Miller right tackle to 50 for 5 yards (D.Morgan, J.Casey).
- 3-5-50 (10:22) (Shotgun) D.Watson pass short middle to W.Fuller to TEN 34 for 16 yards (M.Butler). P11
- 1-10-TEN 34 (9:57) (No Huddle) L.Miller right tackle to TEN 33 for 1 yard (K.Vaccaro; K.Correa).
- 2-9-TEN 33 (9:21) D.Watson sacked at TEN 38 for -5 yards (K.Correa).  
Timeout #1 by HST at 08:34.
- 3-14-TEN 38 (8:34) (Shotgun) D.Watson pass incomplete deep right to D.Hopkins (A.Jackson) [H.Landry].
- 4-14-TEN 38 (8:27) (Punt formation) T.Daniel punts 27 yards to TEN 11, Center-J.Weeks, downed by HST-B.Peters.  
*PENALTY on TEN-J.Casey, Offensive Holding, 6 yards, enforced at TEN 11.*

Tennessee Titans at 8:17

- 1-10-TEN 5 (8:17) D.Lewis left tackle to TEN 6 for 1 yard (Z.Cunningham).
- 2-9-TEN 6 (7:43) B.Gabbert pass short left to L.Stocker to TEN 10 for 4 yards (Z.Cunningham).
- 3-5-TEN 10 (6:58) (Shotgun) B.Gabbert pass incomplete short right to R.Matthews.
- 4-5-TEN 10 (6:50) (Punt formation) B.Kern punts 51 yards to HST 39, Center-B.Brinkley. T.Ervin to HST 48 for 9 yards (B.Brinkley).

Houston Texans at 6:39

- 1-10-HST 48 (6:39) (Shotgun) D.Watson pass short right to D.Hopkins to TEN 44 for 8 yards (A.Jackson).
- 2-2-TEN 44 (6:12) (Shotgun) L.Miller right end pushed ob at TEN 34 for 10 yards (K.Byard). R12
- 1-10-TEN 34 (5:44) (Shotgun) D.Watson scrambles up the middle pushed ob at TEN 21 for 13 yards (W.Compton). R13
- 1-10-TEN 21 (5:12) (No Huddle) L.Miller up the middle to TEN 14 for 7 yards (K.Byard).
- 2-3-TEN 14 (4:46) (No Huddle) L.Miller up the middle to TEN 9 for 5 yards (W.Woodyard). R14
- 1-9-TEN 9 (4:13) L.Miller left tackle to TEN 9 for no gain (W.Woodyard).
- 2-9-TEN 9 (3:35) (Shotgun) D.Watson pass incomplete short left to J.Thomas [W.Woodyard].
- 3-9-TEN 9 (3:26) (Shotgun) D.Watson sacked at TEN 16 for -7 yards (J.Casey). FUMBLES (J.Casey), and recovers at TEN 16.
- 4-16-TEN 16 (2:44) (Field Goal formation) K.Fairbairn 34 yard field goal is GOOD, Center-J.Weeks, Holder-T.Daniel.

HST 10 TEN 14, 9 plays, 36 yards, 4:00 drive, 12:21 elapsed								
-------------------------------------------------------------	--	--	--	--	--	--	--	--

K.Fairbairn kicks 65 yards from HST 35 to end zone, Touchback.

Tennessee Titans at 2:39

- 1-10-TEN 25 (2:39) B.Gabbert pass short left to D.Lewis to TEN 26 for 1 yard (A.Blackson).
- 2-9-TEN 26 (2:02) *PENALTY on TEN-K.Pamphile, False Start, 5 yards, enforced at TEN 26 - No Play.*
- 2-14-TEN 21 (1:47) B.Gabbert sacked at TEN 13 for -8 yards (D.Ejiofor).
- 3-22-TEN 13 (1:02) (Shotgun) B.Gabbert pass short right to R.Matthews to TEN 17 for 4 yards (A.Colvin).
- 4-18-TEN 17 (:17) (Punt formation) B.Kern punts 52 yards to HST 31, Center-B.Brinkley. T.Ervin to HST 30 for -1 yards (D.Cruikshank).

Houston Texans at 0:08

- 1-10-HST 30 (:08) (Shotgun) D.Watson pass short right to J.Akins to HST 43 for 13 yards (A.Jackson). P15

END OF QUARTER

	Score	Time Poss	First Downs				Efficiencies	
			R	P	X	T	3 Down	4 Down
Houston Texans	10	9:16	3	4	0	7	1/3	0/0
Tennessee Titans	14	5:44	0	0	0	0	0/3	0/0

## Play By Play

## Fourth Quarter

9/16/2018

Houston Texans continued.

<u>1-10-HST 43</u>	(15:00) (Shotgun) A.Blue right end pushed ob at TEN 49 for 8 yards (L.Ryan).	
2-2-TEN 49	(14:37) A.Blue right tackle to TEN 42 for 7 yards (K.Byard).	R16
<u>1-10-TEN 42</u>	(14:10) (No Huddle, Shotgun) A.Blue right guard to TEN 39 for 3 yards (J.Brown).	
2-7-TEN 39	<b>(13:32) (No Huddle, Shotgun) D.Watson pass deep left to W.Fuller for 39 yards, TOUCHDOWN.</b>	P17
	K.Fairbairn extra point is GOOD, Center-J.Weeks, Holder-T.Daniel.	

<b>HST 17 TEN 14, 5 plays, 70 yards, 1:43 drive, 1:35 elapsed</b>
-------------------------------------------------------------------

K.Fairbairn kicks 65 yards from HST 35 to end zone, Touchback.

## Tennessee Titans at 13:25

1-10-TEN 25	(13:25) B.Gabbert pass short right to L.Stocker pushed ob at TEN 36 for 11 yards (D.Cole).	P9
	<i>PENALTY on HST, Unsportsmanlike Conduct, 15 yards, enforced at TEN 36.</i>	X10
<u>1-10-HST 49</u>	(12:55) (Shotgun) D.Henry left end pushed ob at HST 43 for 6 yards (J.Reid).	
2-4-HST 43	(12:20) D.Henry right tackle to HST 42 for 1 yard (K.Jackson; D.Reader).	
3-3-HST 42	(11:38) (Shotgun) B.Gabbert pass short middle to T.Sharpe to HST 28 for 14 yards (J.Joseph).	P11
<u>1-10-HST 28</u>	(11:20) (No Huddle) B.Gabbert pass incomplete short left to R.Matthews.	
2-10-HST 28	(11:16) D.Lewis up the middle to HST 29 for -1 yards (J.Watt).	
	Timeout #1 by TEN at 10:29.	
3-11-HST 29	(10:29) (Shotgun) B.Gabbert pass short left to C.Davis to HST 24 for 5 yards (Z.Cunningham).	
4-6-HST 24	<b>(9:48) (Field Goal formation) R.Succop 42 yard field goal is GOOD, Center-B.Brinkley, Holder-B.Kern.</b>	

<b>HST 17 TEN 17, 8 plays, 51 yards, 1 penalty, 3:42 drive, 5:17 elapsed</b>
------------------------------------------------------------------------------

R.Succop kicks 65 yards from TEN 35 to end zone, Touchback.

## Houston Texans at 9:43

1-10-HST 25	(9:43) (Shotgun) L.Miller left tackle to HST 26 for 1 yard (J.Casey).	
2-9-HST 26	(9:06) (Shotgun) D.Watson scrambles left end pushed ob at HST 38 for 12 yards (M.Butler).	R18
<u>1-10-HST 38</u>	(8:37) (Shotgun) D.Watson pass short middle to B.Ellington to TEN 39 for 23 yards (K.Vaccaro).	P19
<u>1-10-TEN 39</u>	(8:07) (No Huddle, Shotgun) D.Watson pass short right to W.Fuller to TEN 38 for 1 yard (K.Byard).	
2-9-TEN 38	(7:39) (No Huddle, Shotgun) D.Watson pass short left to D.Hopkins to TEN 37 for 1 yard (L.Ryan).	
3-8-TEN 37	(6:56) (No Huddle, Shotgun) D.Watson pass incomplete deep left to W.Fuller [H.Landry].	
4-8-TEN 37	(6:50) (Punt formation) T.Daniel punts 37 yards to end zone, Center-J.Weeks, Touchback.	
	<i>PENALTY on HST-K.Jackson, Illegal Touch Kick, 5 yards, enforced at TEN 20.</i>	

## Tennessee Titans at 6:41

1-10-TEN 25	(6:41) D.Lewis left tackle to TEN 38 for 13 yards (J.Reid).	R12
<u>1-10-TEN 38</u>	(6:04) (No Huddle) D.Lewis left tackle to TEN 39 for 1 yard (D.Reader).	
2-9-TEN 39	(5:35) (No Huddle) B.Gabbert pass short left to C.Davis pushed ob at HST 48 for 13 yards (K.Jackson).	P13
<u>1-10-HST 48</u>	(5:00) D.Henry left guard to HST 40 for 8 yards (B.McKinney).	
2-2-HST 40	(4:26) D.Henry up the middle to HST 39 for 1 yard (B.Scarlett).	
3-1-HST 39	(3:55) (No Huddle) B.Gabbert up the middle to HST 38 for 1 yard (B.Dunn).	R14
<u>1-10-HST 38</u>	(3:17) (Shotgun) D.Lewis up the middle to HST 35 for 3 yards (Z.Cunningham).	
2-7-HST 35	(2:37) B.Gabbert pass short left to B.Gabbert. B.Gabbert pass incomplete short left to J.Smith.	
	<i>PENALTY on TEN-B.Gabbert, Illegal Forward Pass, 5 yards, enforced at HST 35 - No Play.</i>	
2-12-HST 40	(2:29) B.Gabbert pass short right to C.Davis to HST 22 for 18 yards (J.Watt). FUMBLES (J.Watt), ball out of bounds at HST 18.	P15
	Timeout #2 by HST at 02:13.	
<u>1-10-HST 22</u>	(2:13) D.Henry right tackle to HST 20 for 2 yards (B.Scarlett, Z.Cunningham).	

## Two-Minute Warning

2-8-HST 20	(2:00) D.Henry up the middle to HST 13 for 7 yards (Z.Cunningham, B.McKinney).	
	<i>PENALTY on HST-B.Scarlett, Defensive Offside, 5 yards, enforced at HST 20 - No Play.</i>	
2-3-HST 15	(1:55) D.Henry up the middle to HST 13 for 2 yards (Z.Cunningham, B.McKinney).	
	Timeout #3 by HST at 01:49.	
3-1-HST 13	(1:49) D.Lewis up the middle to HST 13 for no gain (J.Reid).	
	Timeout #2 by TEN at 01:05.	

Houston Texans vs Tennessee Titans at Nissan Stadium

4-1-HST 13 (1:05) (Field Goal formation) R.Succop 31 yard field goal is GOOD, Center-B.Brinkley, Holder-B.Kern.

HST 17 TEN 20, 12 plays, 62 yards, 1 penalty, 5:41 drive, 14:00 elapsed

R.Succop kicks 65 yards from TEN 35 to end zone, Touchback.

Houston Texans at 1:00

- 1-10-HST 25 (1:00) (Shotgun) D.Watson pass incomplete short left to D.Hopkins (M.Butler).
- 2-10-HST 25 (:55) (Shotgun) D.Watson pass short left to L.Miller to HST 29 for 4 yards (K.Vaccaro).
- 3-6-HST 29 (:33) (No Huddle, Shotgun) D.Watson pass short middle to D.Hopkins to HST 48 for 19 yards (K.Byard). P20
- 1-10-HST 48 (:18) (No Huddle, Shotgun) D.Watson spiked the ball to stop the clock.  
Timeout #3 by TEN at 00:17.
- 2-10-HST 48 (:17) (Shotgun) D.Watson pass deep middle to D.Hopkins to TEN 21 for 31 yards (M.Butler). P21

END OF QUARTER

	Score	Time Poss	First Downs				Efficiencies	
			R	P	X	T	3 Down	4 Down
Houston Texans	17	5:37	2	4	0	6	1/2	0/0
Tennessee Titans	20	9:23	2	4	1	7	2/4	0/0



# Miscellaneous Statistics Report

Houston Texans vs Tennessee Titans

9/16/2018 at Nissan Stadium

## Ten Longest Plays for Houston Texans

Yards	Qtr	Play Start	Play Description
39	4	2-7-TEN 39	(13:32) (No Huddle, Shotgun) D.Watson pass deep left to W.Fuller for 39 yards, TOUCHDOWN.
31	4	2-10-HST 48	(:17) (Shotgun) D.Watson pass deep middle to D.Hopkins to TEN 21 for 31 yards (M.Butler).
28	2	3-6-TEN 28	(1:08) (Shotgun) D.Watson pass deep middle to D.Hopkins for 28 yards, TOUCHDOWN.
23	2	3-7-HST 45	(1:58) (Shotgun) D.Watson pass deep middle to D.Hopkins to TEN 32 for 23 yards (J.Brown).
23	4	1-10-HST 38	(8:37) (Shotgun) D.Watson pass short middle to B.Ellington to TEN 39 for 23 yards (K.Vaccaro).
20	3	2-7-HST 7	(12:53) (No Huddle) D.Watson pass deep left to W.Fuller to HST 27 for 20 yards (M.Butler).
19	1	2-7-HST 28	(:02) (Shotgun) D.Watson pass short left to R.Griffin to HST 47 for 19 yards (M.Butler, W.Woodyard) [B.Orakpo].
19	4	3-6-HST 29	(:33) (No Huddle, Shotgun) D.Watson pass short middle to D.Hopkins to HST 48 for 19 yards (K.Byard).
18	1	2-4-HST 31	(9:14) (No Huddle) L.Miller left tackle pushed ob at HST 49 for 18 yards (K.Byard).
17	2	2-21-HST 36	(13:57) D.Watson pass deep right to B.Ellington to TEN 47 for 17 yards (L.Ryan).

## Ten Longest Plays for Tennessee Titans

Yards	Qtr	Play Start	Play Description
66	1	4-6-TEN 34	(10:00) (Punt formation) K.Byard pass deep right to D.Cruikshank for 66 yards, TOUCHDOWN.
26	4	1-10-TEN 25	(13:25) B.Gabbert pass short right to L.Stocker pushed ob at TEN 36 for 11 yards (D.Cole).
18	1	1-10-HST 18	(:43) (Shotgun) B.Gabbert pass short left to T.Taylor for 18 yards, TOUCHDOWN.
18	4	2-12-HST 40	(2:29) B.Gabbert pass short right to C.Davis to HST 22 for 18 yards (J.Watt). FUMBLES (J.Watt), ball out of bounds at HST
14	4	3-3-HST 42	(11:38) (Shotgun) B.Gabbert pass short middle to T.Sharpe to HST 28 for 14 yards (J.Joseph).
13	4	1-10-TEN 25	(6:41) D.Lewis left tackle to TEN 38 for 13 yards (J.Reid).
13	4	2-9-TEN 39	(5:35) (No Huddle) B.Gabbert pass short left to C.Davis pushed ob at HST 48 for 13 yards (K.Jackson).
12	2	2-13-TEN 17	(11:36) B.Gabbert pass short right to C.Davis pushed ob at TEN 29 for 12 yards (K.Jackson).
9	1	1-5-TEN 21	(12:05) D.Henry right tackle to TEN 30 for 9 yards (K.Jackson).
8	1	1-10-HST 45	(4:09) Direct snap to D.Henry. D.Henry pass short middle to T.Taylor pushed ob at HST 37 for 8 yards (T.Mathieu).

## Touchdown Scoring Information

		Offense	Defense	Special Teams
<b>VISITOR</b>	Houston Texans	2	0	0
<b>HOME</b>	Tennessee Titans	2	0	0

## Player Scoring Information

Club	Player	TD	Rush TD	Rec TD	KO TD	Punt TD	Int TD	Fum TD	Misc TD	FG	XP	2Pt Rush	2Pt Rec	Sfty	Points
HST	W.Fuller	0	0	1	0	0	0	0	0	0	0	0	0	0	6
HST	D.Hopkins	0	0	1	0	0	0	0	0	0	0	0	0	0	6
HST	K.Fairbairn	0	0	0	0	0	0	0	0	1	2	0	0	0	5
TEN	R.Succop	0	0	0	0	0	0	0	0	2	2	0	0	0	8
TEN	T.Taylor	0	0	1	0	0	0	0	0	0	0	0	0	0	6
TEN	D.Cruikshank	0	0	1	0	0	0	0	0	0	0	0	0	0	6

## Possession Detail

	First Half		Second Half		Game	
	Visitor	Home	Visitor	Home	Visitor	Home
Largest Lead	0	14	3	4	3	14
Drives Leading	0	4	0	3	0	7
Time of Possession Leading	0:00	13:01	0:00	5:44	0:00	18:45
Largest Deficit	-14	0	-4	-3	-14	-3
Drives Trailing	4	0	4	1	8	1
Time of Possession Trailing	11:50	0:00	11:51	3:42	23:41	3:42
Times Score Tied Up		0		1		1
Lead Changes		1		2		3

# Playtime Percentage

Percent of playtime per player on offense, defense and special teams

Houston Texans							Tennessee Titans								
		Offense		Defense		Special Teams				Offense		Defense		Special Teams	
J Davenport	T	67	100%			4	15%	J Kline	G	59	100%			3	11%
M Rankin	T	67	100%			4	15%	T Marz	G	59	100%			3	11%
Z Fulton	G	67	100%			4	15%	J Smith	TE	59	100%			3	11%
S Kelemete	G	67	100%			4	15%	K Pamphile	G	59	100%			3	11%
D Hopkins	WR	67	100%					Q Spain	G	59	100%			2	7%
N Martin	C	67	100%					B Jones	C	59	100%			1	4%
D Watson	QB	67	100%					B Gabbert	QB	59	100%				
W Fuller	WR	55	82%					C Davis	WR	48	81%				
B Ellington	WR	53	79%			3	11%	L Stocker	TE	36	61%			13	48%
R Griffin	TE	52	78%			10	37%	D Lewis	RB	33	56%				
L Miller	RB	51	76%					R Matthews	WR	28	47%				
J Thomas	TE	24	36%			4	15%	T Sharpe	WR	28	47%				
A Blue	RB	17	25%			17	63%	D Henry	RB	26	44%				
J Akins	TE	15	22%			6	22%	T Taylor	WR	24	41%			6	22%
K Lamm	T	1	1%			4	15%	A Firkser	TE	7	12%			10	37%
J Reid	SS			59	100%	13	48%	D Jennings	WR	6	10%			10	37%
B McKinney	LB			59	100%	3	11%	K Vaccaro	SS			67	100%	12	44%
J Watt	DE			59	100%	3	11%	M Butler	CB			67	100%	8	30%
W Mercilus	LB			59	100%	3	11%	K Byard	FS			67	100%	8	30%
K Jackson	CB			59	100%			A Jackson	CB			64	96%	8	30%
T Mathieu	FS			59	100%			L Ryan	CB			64	96%	4	15%
J Joseph	CB			57	97%	3	11%	W Woodyard	LB			63	94%	8	30%
D Reader	NT			49	83%	3	11%	B Orakpo	LB			49	73%	2	7%
Z Cunningham	LB			42	71%	4	15%	J Casey	DT			49	73%	2	7%
B Dunn	NT			31	53%	1	4%	J Brown	LB			48	72%	17	63%
A Colvin	CB			24	41%			D Morgan	LB			44	66%	2	7%
D Cole	LB			23	39%	20	74%	H Landry	LB			35	52%	2	7%
B Scarlett	LB			22	37%	10	37%	D Jones	DE			32	48%	4	15%
A Blackson	DE			22	37%	4	15%	W Compton	LB			24	36%	18	67%
D Ejiofor	LB			15	25%			A Johnson	NT			22	33%	7	26%
J Heath	DE			10	17%	3	11%	B Logan	NT			19	28%	4	15%
B Peters	LB					23	85%	K Correa	LB			16	24%	14	52%
J Webb	QB					20	74%	S Finch	LB			5	7%	6	22%
A Moore	FS					20	74%	D Cruikshank	FS			1	1%	18	67%
J Bademosi	CB					17	63%	L Sims	CB			1	1%	18	67%
P Kalambayi	LB					15	56%	B Trawick	FS					22	81%
G Howell	RB					15	56%	D Bates	LB					22	81%
T Ervin	RB					12	44%	B Brinkley	LS					9	33%
N Jamerson	FS					10	37%	R Succop	K					9	33%
T Daniel	P					8	30%	B Kern	P					9	33%
J Weeks	LS					8	30%	M Pruitt	TE					4	15%
K Fairbairn	K					8	30%	C Levin	C					3	11%
S Wright	CB					6	22%	D Fluellen	RB					2	7%
G Mancz	C					4	15%	R Evans	LB					1	4%
V Smith	WR					1	4%								



# TENNESSEE TITANS (0-1) vs. HOUSTON TEXANS (0-1)

Sunday, September 16, 2018, 12:00 p.m. – Nissan Stadium, Nashville, Tenn.



## TITANS

4	Ryan Succop	.....K
6	Brett Kern	.....P
7	Blaine Gabbert	.....QB
8	Marcus Mariota	.....QB
13	Taywan Taylor	.....WR
15	Darius Jennings	.....WR
17	Cameron Batson	.....WR
18	Richard Matthews	.....WR
19	Tajae Sharpe	.....WR
20	Kenneth Durden	.....WR
21	Malcolm Butler	.....CB
22	Derrick Henry	.....RB
24	Kenny Vaccaro	.....S
25	Adoree Jackson	.....CB
26	Logan Ryan	.....CB
28	Kendrick Lewis	.....S
29	Dane Cruikshank	.....DB
31	Kevin Byard	.....S
32	David Fluellen	.....RB
33	Dion Lewis	.....RB
36	LeShaun Sims	.....CB
41	Brynden Trawick	.....CB
44	Kamalei Correa	.....OLB
48	Beau Brinkley	.....LS
51	Will Compton	.....LB
52	Aaron Wallace	.....OLB
53	Daren Bates	.....LB
54	Rashaan Evans	.....LB
55	Jayron Brown	.....LB
56	Sharif Finch	.....LB
58	Harold Landry III	.....OLB
59	Wesley Woodyard	.....LB
60	Ben Jones	.....LB
61	Aaron Stinnie	.....C
62	Corey Levine	.....G
64	Josh Kline	.....C/G
66	Kevin Pamphile	.....GT
67	Quinton Spain	.....G
71	Taylor Lewan	.....T
77	Jack Conklin	.....T
81	Jonnu Smith	.....TE
84	Corey Davis	.....WR
85	MyCole Pruitt	.....TE
86	Anthony Firkser	.....TE
88	Luke Stocker	.....TE
90	DaQuan Jones	.....DL
92	Derrick Morgan	.....DL
94	Matt Dickerson	.....DE
96	Bennie Logan	.....DL
98	Brian Orakpo	.....OLB
99	Jurrell Casey	.....DT

## TITANS OFFENSE

WR	18	Richard Matthews	19	Tajae Sharpe	17	Cameron Batson
TE	88	Luke Stocker	86	Anthony Firkser		
LT	77	Taylor Lewan	71	Dennis Kelly	66	Kevin Pamphile
LG	67	Quinton Spain	66	Kevin Pamphile	61	Aaron Stinnie
C	60	Ben Jones	62	Corey Levin		
RG	64	Josh Kline	66	Kevin Pamphile		
RT	78	Jack Conklin	71	Dennis Kelly	66	Kevin Pamphile
TE	81	Jonnu Smith	85	MyCole Pruitt		
WR	84	Corey Davis	13	Taywan Taylor	15	Darius Jennings
QB	8	Marcus Mariota	7	Blaine Gabbert		
RB	22	Derrick Henry	33	Dion Lewis	32	David Fluellen

## TITANS SCHEDULE

Sept. 9	@ MIA	.....L	20-27
Sept. 16	@ HOU		
Sept. 23	@ JAX		
Sept. 30	@ PHI		
Oct. 7	@ BUF		
Oct. 14	@ BAL		
Oct. 21	@ LAC		
Nov. 5	@ DAL		
Nov. 11	@ NE		
Nov. 18	@ IND		
Nov. 26	@ HOU		
Dec. 2	@ NYJ		
Dec. 6	@ JAX		
Dec. 16	@ NYG		
Dec. 22/23	@ WAS		
Dec. 30	@ IND		

## TEXANS DEFENSE

DE	99	J.J. Watt	91	Carlos Watkins		
NT	98	D.J. Reader	92	Brandon Dunn		
DE	95	Christian Covington	97	Angelo Blackson	93	Joel Heath
SAM	59	Whitney Mercilus	57	Brennan Scarlett	58	Peter Kalambayi
MIKE	55	Benardrick McKinney	52	Brian Peters		
WILL	41	Zach Cunningham	51	Dylan Cole		
JACK	90	Jadeveon Clowney	53	Duke Ejirofor		
CB	24	Johnathan Joseph	36	Kayvon Webster	23	Johnson Bademosi
CB	22	Aaron Colvin	43	Shareece Wright		
S	32	Tyrann Mathieu	31	Natrell Jamerson	33	A.J. Moore
S	25	Kareem Jackson	20	Justin Reid		

## TEXANS SCHEDULE

Sept. 9	@ NE	.....L	20-27
Sept. 16	@ TEN		
Sept. 23	@ NYG		
Sept. 30	@ IND		
Oct. 7	@ DAL		
Oct. 14	@ BUF		
Oct. 21	@ JAX		
Oct. 28	@ MIA		
Nov. 4	@ DEN		
Nov. 18	@ WAS		
Nov. 26	@ TEN		
Dec. 2	@ CLE		
Dec. 9	@ IND		
Dec. 15	@ NYJ		
Dec. 23	@ PHI		
Dec. 30	@ JAX		

## TITANS SPECIALISTS

K	4	Ryan Succop	6	Brett Kern
KO	4	Ryan Succop	6	Brett Kern
P	6	Brett Kern	4	Ryan Succop
H	6	Brett Kern	7	Blaine Gabbert
PR	25	Adoree Jackson	18	Rishard Matthews
KOR	15	Darius Jennings	25	Adoree Jackson
LS	48	Beau Brinkley	88	Luke Stocker



## TEXANS SPECIALISTS

K	7	Ka'imi Fairbairn
KO	7	Ka'imi Fairbairn
P	8	Trevor Daniel
H	8	Trevor Daniel
PR	21	Tyler Ervin
KOR	21	Tyler Ervin
LS	46	Jon Weeks

## TEXANS OFFENSE

WR	10	DeAndre Hopkins	17	Vyncint Smith
LT	75	Martinas Rankin	63	Roderick Johnson
LG	64	Senio Kelemete		
C	66	Nick Martin	65	Greg Mancz
RG	73	Zach Fulton		
RT	84	Ryan Griffin	74	Kendall Lamm
TE	12	Bruce Ellington	88	Jordan Atkins / 83 Jordan Thomas
WR	15	Will Fuller V	16	Keke Coutlee
WR	4	Deshawn Watson	18	Sammie Coates Jr.
QB	26	Lamar Miller	3	Brandon Weeden
RB	28	Alfred Blue	5	Joe Webb III
			21	Tyler Ervin
			38	Buddy Howell

## TEXANS SCHEDULE

Sept. 9	@ NE	.....L	20-27
Sept. 16	@ TEN		
Sept. 23	@ NYG		
Sept. 30	@ IND		
Oct. 7	@ DAL		
Oct. 14	@ BUF		
Oct. 21	@ JAX		
Oct. 28	@ MIA		
Nov. 4	@ DEN		
Nov. 18	@ WAS		
Nov. 26	@ TEN		
Dec. 2	@ CLE		
Dec. 9	@ IND		
Dec. 15	@ NYJ		
Dec. 23	@ PHI		
Dec. 30	@ JAX		

## TITANS DEFENSE

DE	90	DaQuan Jones	92	Matt Dickerson
NT	94	Austin Johnson	96	Bennie Logan
DT	99	Jurrell Casey		
OLB	91	Derrick Morgan	58	Sharif Finch
ILB	59	Wesley Woodyard	55	Jayon Brown
ILB	51	Will Compton	54	Rashaan Evans
OLB	98	Brian Orakpo	44	Kamalei Correa
CB	26	Logan Ryan / 25 Adoree Jackson	52	Aaron Wallace
SS	24	Kenny Vaccaro	28	Kendrick Lewis
FS	31	Kevin Byard	29	Dane Cruikshank
CB	21	Malcolm Butler	36	LeShaun Sims

## TEXANS

3	Brandon Weeden	.....QB
4	Deshawn Watson	.....QB
5	Joe Webb III	.....QB
7	Ka'imi Fairbairn	.....P
8	Trevor Daniel	.....H
10	DeAndre Hopkins	.....WR
12	Bruce Ellington	.....WR
15	Will Fuller V	.....WR
16	Keke Coutlee	.....WR
17	Vyncint Smith	.....WR
18	Sammie Coates Jr.	.....WR
20	Justin Reid	.....S
21	Tyler Ervin	.....RB
22	Aaron Colvin	.....CB
23	Johnson Bademosi	.....CB
24	Johnathan Joseph	.....CB
25	Kareem Jackson	.....S
26	Lamar Miller	.....RB
28	Alfred Blue	.....RB
31	Natrell Jamerson	.....S
32	Tyrann Mathieu	.....S
33	A.J. Moore	.....S
36	Kayvon Webster	.....CB
38	Buddy Howell	.....RB
41	Zach Cunningham	.....ILB
43	Shareece Wright	.....CB
46	Jon Weeks	.....LS
51	Dylan Cole	.....LB
52	Brian Peters	.....ILB
53	Duke Ejirofor	.....OLB
55	Benardrick McKinney	.....ILB
57	Brennan Scarlett	.....OLB
58	Peter Kalambayi	.....OLB
59	Whitney Mercilus	.....OLB
63	Roderick Johnson	.....T
64	Senio Kelemete	.....G
65	Greg Mancz	.....C/G
66	Nick Martin	.....C
70	Julien Davenport	.....T
73	Zach Fulton	.....C/G
74	Kendall Lamm	.....T
75	Martinas Rankin	.....TE
83	Ryan Griffin	.....TE
84	Jordan Atkins	.....TE
88	Jadeveon Clowney	.....DE/OLB
90	Carlos Watkins	.....DE
91	Carlos Watkins	.....DE
92	Brandon Dunn	.....NT
93	Joel Heath	.....DE
95	Christian Covington	.....DE
97	Angelo Blackson	.....DE
98	D.J. Reader	.....NT
99	J.J. Watt	.....DE

## INACTIVES


Rookies are underlined

## TITANS PRONUNCIATIONS

Kevin Byard	.....BY-urd	Kevin Pamphile	.....pam-HEEL
Kamalei Correa	.....KAH-meh-lay	Tajae Sharpe	.....TAH-shay
DaQuan Jones	.....day-QUAN	Jonnu Succop	.....JAH-nay
Corey Levine	.....day-QUAN	Ryan Succop	.....SUCK-up
Taylor Lewan	.....leh-WAHN	Brynden Trawick	.....TRAH-wick
Marcus Mariota	.....MAR-ee-oh-lah	Wesley Woodyard	.....wood-YARD

## TODAY'S OFFICIALS

Referee	.....Pete Morelli (135)
Umpire	.....Steve Stollies (54)
Down Judge	.....Jeff Seeman (45)
Line Judge	.....Anthony Jeffries (36)
Field Judge	.....Boris Cheek (41)
Side Judge	.....Keith Ferguson (61)
Back Judge	.....Brian Matrone
Replay Official	.....Matt Sumstine

## TEXANS PRONUNCIATIONS

Jordan Atkins	.....AYE-dins	Natrell Jamerson	.....nah-TRELL JAY-mar-sin
Johnson Bademosi	.....bad-uH-moh-see	Peter Kalambayi	.....cal-am-BYE-ee
Jadeveon Clowney	.....juh-DEV-ee-on	Senio Kelemete	.....cal-am-BYE-ee
Keke Coutlee	.....juh-DEV-ee-on	Senio Kelemete	.....cal-am-BYE-ee
Julien Davenport	.....juh-DEV-ee-on	Senio Kelemete	.....cal-am-BYE-ee
Duke Ejirofor	.....juh-DEV-ee-on	Senio Kelemete	.....cal-am-BYE-ee
Ka'imi Fairbairn	.....kai-mee-fair-bairn	Senio Kelemete	.....cal-am-BYE-ee
DeAndre Hopkins	.....dee-ANDRE	Senio Kelemete	.....cal-am-BYE-ee

## INACTIVES




# TITANS

53	BATES, Daren.....	LB
17	BATSON, Cameron.....	WR
48	BROWN, Beau.....	LS
55	BROWN, Jayon.....	LB
21	BUTLER, Malcolm.....	CB
31	BYARD, Kevin.....	S
99	CASEY, Jurrell.....	DT
51	COMPTON, Will.....	LB
78	CONKLIN, Jack.....	T
49	CORREA, Kamalei.....	OLB
24	CRUIKSHANK, Dane.....	DB
84	DAVIS, Corey.....	WR
92	DICKERSON, Matt.....	DE
20	DURDEN, Kenneth.....	CB
54	EVANS, Rashawn.....	LB
56	FINCH, Sharif.....	OLB
86	FIKRSER, Anthony.....	TE
32	FLUELLEN, David.....	RB
7	GABBERT, Blaine.....	QB
22	HENRY, Derrick.....	RB
25	JACKSON, Adree'.....	CB
15	JENNINGS, Darlus.....	WR
94	JOHNSON, Austin.....	DL
60	JONES, Ben.....	C
90	JONES, DaQuan.....	DL
71	KELLY, Dennis.....	T/G
6	KERN, Brett.....	P
64	KLINE, Josh.....	G
58	LANDRY III, Harold.....	OLB
62	LEVIN, Corey.....	C/G
77	LEWAN, Taylor.....	T
73	LEWIS, Dion.....	RB
28	LEWIS, Kendrick.....	S
96	LOGAN, Bennie.....	DL
8	MARIOTA, Marcus.....	QB
18	MATTHEWS, Rishard.....	WR
91	MORGAN, Derrick.....	OLB
98	ORAKPO, Brian.....	OLB
66	PAMPHILE, Kevin.....	G/T
85	PRUITT, MyCole.....	TE
26	RYAN, Logan.....	CB
19	SHARPE, Tajae.....	WR
36	SIMS, Leshaun.....	CB
81	SMITH, Jonnu.....	TE
67	SPAIN, Aaron.....	G
88	STOCKER, Luke.....	TE
4	SUCCOP, Ryan.....	K
13	TAYLOR, Taywan.....	WR
41	TRAWICK, Brynden.....	S
24	VACCARO, Kenny.....	S
52	WALLACE, Aaron.....	OLB
59	WOODYARD, Wesley.....	LB

# TENNESSEE TITANS

NO.	NAME	POS.	HT.	WT.	AGE	EXP.	COLLEGE
4	Ryan Succop	P	6-2	218	31	10	South Carolina
6	Brett Kern	K	6-2	214	32	11	Toledo
7	Blaine Gabbert	QB	6-4	235	28	4	Missouri
8	Marcus Mariota	QB	6-4	222	24	8	Oregon
13	Taywan Taylor	WR	5-11	203	23	2	Western Kentucky
15	Darius Jennings	WR	5-10	180	26	2	Virginia
17	Cameron Batson	WR	5-8	175	22	2	Texas Tech
18	Rishard Matthews	WR	6-0	217	28	7	Nevada
19	Tajae Sharpe	WR	6-0	194	23	3	Massachusetts
20	Kenneth Durden	CB	6-1	190	26	1	Youngstown State
21	Malcolm Butler	CB	5-11	180	28	5	West Alabama
22	Derrick Henry	RB	6-3	247	24	3	Alabama
24	Kenny Vaccaro	S	6-0	214	27	6	Texas
25	Adoree Jackson	CB	5-10	186	22	2	Southern California
26	Logan Ryan	CB	5-11	195	27	6	Rutgers
28	Kendrick Lewis	S	6-0	205	30	8	Mississippi
29	Dane Cruikshank	DB	6-1	209	23	3	Arizona
31	Kevin Byard	S	5-11	212	25	3	Middle Tennessee St.
32	David Fluellen	RB	5-8	195	27	2	Toledo
33	Dion Lewis	CB	6-0	203	24	3	Pittsburgh
36	Leshaun Sims	CB	6-2	225	24	3	Southern Utah
41	Brynden Trawick	S	6-3	221	28	6	Troy
44	Kamalei Correa	OLB	6-3	241	24	3	Boise State
48	Beau Brinkley	LS	6-4	260	28	7	Missouri
51	Will Compton	LB	6-1	235	28	5	Nebraska
52	Aaron Wallace	OLB	6-2	242	25	6	UCLA
53	Daren Bates	LB	5-11	225	27	6	Abdum
54	Rashawn Evans	LB	6-2	232	22	2	Alabama
55	Jayon Brown	LB	6-0	226	23	2	UCLA
56	Sharif Finch	OLB	6-2	250	22	2	Temple
58	Harold Landry III	OLB	6-2	252	22	11	Boston College
59	Wesley Woodyard	LB	6-0	233	32	7	Kentucky
60	Ben Jones	G	6-3	308	29	7	Georgia
61	Aaron Stinnie	G	6-3	312	24	2	James Madison
62	Corey Levin	C/G	6-4	307	24	2	Chattanooga
64	Josh Kline	G	6-3	300	28	5	Kent State
66	Kevin Pamphile	G/T	6-5	315	27	4	Purdue
67	Quinton Spain	T/G	6-4	330	27	4	West Virginia
71	Dennis Kelly	T	6-8	321	28	7	Purdue
77	Taylor Lewan	T	6-7	309	27	5	Michigan
78	Jack Conklin	T	6-6	308	24	3	Michigan State
81	Jonnu Smith	TE	6-3	248	23	2	Florida International
84	Corey Davis	WR	6-3	209	23	2	Western Michigan
85	McCole Pruitt	TE	6-2	245	26	3	Southern Illinois
88	Anthony Fikser	TE	6-2	246	23	1	Harvard
89	Luke Stocker	TE	6-5	253	30	8	Tennessee
90	DaQuan Jones	DL	6-4	322	26	5	Penn State
91	Derrick Morgan	OLB	6-4	261	29	9	Georgia Tech
92	Matt Dickerson	DE	6-5	292	22	2	UCLA
94	Austin Johnson	DL	6-4	314	24	4	Penn State
96	Bennie Logan	DL	6-4	315	28	6	Louisiana State
98	Brian Orakpo	OLB	6-4	257	32	10	Texas
99	Jurrell Casey	DT	6-1	305	28	8	Southern California

# TITANS COACHES

**HEAD COACH: MIKE VYABEL**  
**MATT LEFTEUR** (offensive coordinator), **DEAN PEES** (defensive coordinator), **CRAIG AUKERMAN** (special teams), **BRIAN BELL** (strength and conditioning assistant), **SCOTT BOOKER** (defensive assistant), **SHANE BOWEN** (outside linebackers), **KEITH CARTER** (offensive line), **KERRY COOMBS** (secondary), **RYAN CROW** (defensive assistant), **TONY DEWS** (running backs), **MATT EDWARDS** (assistant special teams), **CHANDLER HENLEY** (quality control), **TOM KANAWY** (strength and conditioning), **TYRONE MCKENZIE** (inside linebackers), **ROB MOORE** (wide receivers), **PAT OHARA** (quarterbacks), **MATT PEES** (quality control), **TAYLOR PORTER** (strength and conditioning assistant), **ARTHUR SMITH** (tight ends), **LUKE STECKEL** (offensive assistant), **MIKE SULLIVAN** (offensive assistant), **TERRELL WILLIAMS** (defensive line),

# HOUSTON TEXANS

NO.	NAME	POS.	HT.	WT.	AGE	EXP.	COLLEGE
3	Brandon Weeden	QB	6-3	227	22	7	Oklahoma State
4	Deshaun Watson	QB	6-2	215	22	2	Clemson
5	Joe Webb III	QB	6-4	231	31	3	Alabama-Birmingham
7	Kalvin Fairbairn	K	6-0	183	24	9	UCLA
8	Trevor Daniel	P	6-1	231	23	3	Tennessee
10	DeAndre Hopkins	WR	6-1	212	26	6	Clemson
12	Bruce Ellington	WR	5-9	195	27	5	South Carolina
15	Will Fuller V	WR	6-0	184	24	3	Notre Dame
16	Keke Coutee	WR	5-11	187	21	2	Texas Tech
17	Vyncint Smith	WR	6-3	202	22	4	Limestone
18	Sammy Coates Jr.	WR	6-1	213	25	4	Auburn
20	Justin Reid	S	6-1	203	21	3	Stanford
21	Tyler Ervin	RB	5-10	182	24	3	San Jose State
22	Aaron Colvin	CB	6-0	191	26	5	Oklahoma
23	Johnson Bademosi	CB	6-0	219	28	7	Stanford
24	Jonathan Joseph	CB	5-11	186	34	13	South Carolina
25	Kareem Jackson	S	5-10	183	30	9	Alabama
26	Lamar Miller	RB	5-10	221	27	7	Miami (Fla.)
28	Alfred Blue	RB	6-2	229	27	5	Louisiana State
31	Natrell Jamerson	S	6-0	200	22	2	Wisconsin
32	Tyann Mathieu	S	5-9	190	26	6	Louisiana State
33	A.J. Moore	S	5-11	200	22	6	Mississippi
36	Kayvon Webster	CB	5-11	193	27	6	South Florida
38	Buddy Howell	LB	6-1	218	22	2	Florida Atlantic
41	Zach Cunningham	LB	6-3	238	23	2	Vanderbilt
43	Shareece Wright	CB	5-11	184	31	8	Southern California
46	Jon Weeks	LS	5-10	242	32	9	Baylor
51	Dylan Cole	ILB	6-0	237	29	2	Missouri State
52	Brian Peters	ILB	6-4	237	24	2	Northeastern
53	Duke Ejorfor	OLB	6-4	255	23	4	Wake Forest
55	Benardrick McKinney	ILB	6-4	257	25	4	Mississippi State
57	Brennan Scarlett	OLB	6-4	263	23	3	Stanford
58	Peter Kalambayi	OLB	6-3	254	23	3	Stanford
59	Whitney Mercilus	OLB	6-4	258	28	7	Illinois
63	Roderick Johnson	T	6-6	306	22	2	Florida State
64	Senio Kelemete	G	6-3	301	26	6	Washington
65	Greg Mancz	C/G	6-4	302	26	4	Toledo
66	Nick Martin	C	6-4	295	25	2	Notre Dame
70	Julien Davenport	T	6-7	325	23	2	Bucknell
73	Zach Fulton	C/G	6-5	321	26	5	Tennessee
74	Kendall Lamn	T	6-6	299	26	4	Appalachian State
75	Martinas Rankin	T	6-5	311	23	4	Mississippi State
83	Jordan Thomas	TE	6-5	277	22	3	Mississippi State
84	Ryan Griffin	TE	6-6	264	28	6	Connecticut
88	Jordan Akins	TE	6-4	243	26	5	Central Florida
90	Jadeveon Clowney	DE	6-5	255	25	5	South Carolina
91	Carlos Watkins	DE	6-3	297	24	2	Clemson
92	Brandon Dunn	NT	6-2	310	25	3	Louisville
93	Joel Heath	DE	6-6	302	26	3	Michigan State
95	Christian Covington	DE	6-2	310	24	4	Rice
97	Angelo Blackson	DE	6-4	319	25	4	Auburn
98	D.J. Reader	NT	6-3	347	24	3	Clemson
99	J.J. Watt	DE	6-5	288	29	8	Wisconsin

# TEXANS

88	AKINS, Jordan.....	TE
93	BADEMOSI, Johnson.....	CB
27	BLACKSON, Angelo.....	DE
28	BLUE, Alfred.....	RB
90	CLOWNEY, Jadeveon.....	DE/OLB
15	COATES JR., Sammie.....	WR
51	COLE, Dylan.....	ILB
22	COLVIN, Aaron.....	CB
16	COUTEE, Keke.....	WR
95	COVINGTON, Christian.....	DE
41	CUNNINGHAM, Zach.....	ILB
8	DANIEL, Trevor.....	P
70	DAVENPORT, Julien.....	T
92	DUNN, Brandon.....	NT
53	EJIOFOR, Duke.....	OLB
12	ELLINGTON, Bruce.....	WR
21	ERVIN, Tyler.....	RB
7	FAIRBAIRN, Kalim.....	K
15	FULLER V, Will.....	WR
73	FULTON, Zach.....	TE
84	GRIFFIN, Ryan.....	TE
93	HEATH, Joel.....	DE
10	HOPKINS, DeAndre.....	WR
38	HOWELL, Buddy.....	RB
25	JACKSON, Kareem.....	S
31	JAMERSON, Natrell.....	S
64	JOHNSON, Roderick.....	T
23	JOSEPH, Jonathan.....	CB
58	KALAMBAYI, Peter.....	OLB
64	KELEMETE, Senio.....	G
75	LAMM, Kendall.....	T
66	MARTIN, Nick.....	C/G
32	MATHIEU, Tyann.....	C
55	McKINNEY, Benardrick.....	S
59	MERCILUS, Whitney.....	ILB
26	MILLER, Lamar.....	OLB
33	MOORE, A.J.....	RB
52	PETERS, Brian.....	S
75	RANKIN, Martinas.....	ILB
98	READER, D.J.....	T
20	REID, Justin.....	NT
57	SCARLETT, Brennan.....	OLB
17	SMITH, Vyncint.....	WR
81	THOMAS, Jordan.....	TE
93	WATKINS, Carlos.....	DE
4	WATSON, Deshaun.....	QB
99	WATT, J.J.....	DE
5	WEBB III, Joe.....	DE
36	WEBSTER, Kayvon.....	CB
3	WEEDEN, Brandon.....	CB
46	WEEKS, Jon.....	LS
43	WRIGHT, Shareece.....	CB





**HOUSTON**  
**TEXANS**



**TEXANS BIOS**





# JORDAN AKINS

TIGHT END

6-4 | 243 | CENTRAL FLORIDA

HOMETOWN: LOCUST GROVE, GA. | AGE: 26

ROOKIE | 1ST WITH TEXANS | ACQUIRED: D3C-'18

2018 GP/GS: 2/0 | CAREER GP/GS: 2/0

TEAMS: HOU 2018



88

**TRANSACTIONS:** Selected by the Houston Texans with the 34th pick of the third round (98th overall) in the 2018 NFL Draft.

## 2018 (Houston 2/0):

- ✦ Caught two passes for 11 yards and contributed on special teams at New England (9/9) in his NFL debut
- ✦ Tallied two receptions for 21 yards (10.5 avg.) at Tennessee (9/16)

## CAREER AT CENTRAL FLORIDA:

- ✦ Played four seasons (2014-17) at the University of Central Florida in Orlando, Fla.
- ✦ Amassed 1,149 yards receiving and eight touchdowns in 41 career games played
- ✦ Also returned punts and kicks for the Knights during his four years at Central Florida

## 2017 (Central Florida):

- ✦ Named to the John Mackey Award Preseason Watch List, honoring the nation's top tight ends
- ✦ Started all 11 games at tight end
- ✦ Set single-season career highs for catches (30), receiving yards (459) and touchdowns (four)
- ✦ Averaged 15.3 yards per reception and 41.7 yards per game

## 2016 (Central Florida):

- ✦ Recorded 347 yards receiving and two touchdowns on 23 receptions in 13 games (seven starts)
- ✦ Led team in yards per reception (15.1)
- ✦ Tied a season high with five catches for 54 yards and a

touchdown vs. Connecticut (10/22)

## 2015 (Central Florida):

- ✦ Opened the year as a starting wide receiver and return specialist
- ✦ Appeared in just two games due to injury
- ✦ Recorded 14 receptions for 152 yards and two touchdowns
- ✦ Also returned six kickoffs for 149 yards and two punts for 15 yards
- ✦ Amassed 104 yards receiving and two touchdowns on nine catches against Florida International (9/3)

## 2014 (Central Florida):

- ✦ Compiled 135 yards on 12 catches in 13 games played as a freshman
- ✦ Averaged 24.2 yards per kick return
- ✦ Logged 498 all-purpose yards on the season

## PERSONAL:

- ✦ Prior to attending the University of Central Florida, was selected in the third round of the 2010 Major League Baseball Draft by the Texas Rangers
- ✦ Hit .218 as an outfielder in four seasons in the Texas farm system, including a .283 mark in 2011
- ✦ Hit 24 home runs and recorded 42 stolen bases in 321 minor league games played
- ✦ Was an all-state selection at Union Grove High School as a senior in 2009
- ✦ Earned all-state honors as a junior, leading Strong Rock Christian High School with 823 yards passing and 12 touchdowns, while rushing for 784 yards and 14 touchdowns
- ✦ Named all-conference as a sophomore in 2007

## SINGLE-GAME HIGHS: RUSHING/RECEIVING

**Receptions** 2 at Tennessee Titans, Sep 16, 2018  
...1 more at 2.

**Receiving Yards** 21 at Tennessee Titans, Sep 16, 2018

**Longest Receptions** 13 at Tennessee Titans, Sep 16, 2018

**All-purpose yards** 21 at Tennessee Titans, Sep 16, 2018

## 2018 GAME-BY-GAME REGULAR SEASON STATISTICS (TEXANS)

W	DATE	OPPONENT	P/S	RECEIVING				RUSHING				TD	W/L	SCORE
				NO	YDS	LG	TD	ATT	YDS	LG				
01	09/09	at Patriots	P	2	11	8	0	0	0	0	0	0	L	20-27
02	09/16	at Titans	P	2	21	13	0	0	0	0	0	0	L	17-20
<b>2018 TOTALS</b>				<b>2-0</b>	<b>4</b>	<b>32</b>	<b>13</b>	<b>0</b>	<b>0</b>	<b>0</b>	<b>0</b>	<b>0</b>	<b>0-2</b>	





# JOHNSON BADEMOSI

CORNERBACK

6-0 | 219 | STANFORD

HOMETOWN: SILVER SPRING, MD. | AGE: 28

7TH NFL SEASON | 1ST WITH TEXANS | ACQUIRED: UFA-'18 (NE)

2018 GP/GS: 2/0 | CAREER GP/GS (POST): 96/6 (3/0)

TEAMS: CLE 2012-15; DET 2016; NE 2017; HOU 2018



23

**TRANSACTIONS:** Signed by the Cleveland Browns as a college free agent on May 9, 2012...Signed by the Detroit Lions as an unrestricted free agent on March 11, 2016...Traded to the New England Patriots on Sept. 2, 2017...Signed by the Houston Texans as an unrestricted free agent on March 16, 2018.

## 2018 (Houston 2/0):

- Recovered a fumble on a muffed punt late in the fourth quarter to set up a touchdown in his Texans debut at New England (9/9)
- Contributed on special teams at Tennessee (9/16)

## 2017 (New England 15/3, 2/0):

- Recorded 20 total tackles (15 solo) and one pass defended in 15 games during the regular season
- Added eight special teams tackles
- Appeared in both the AFC Championship Game and Super Bowl LII
- Recorded one special teams tackle in Super Bowl LII

## 2016 (Detroit 16/3, 1/0):

- Compiled 18 total tackles (16 solo), five passes defended and one interception in 16 games played
- Made his debut as a Lion contributing on special teams with one tackle in Week 1 at Indianapolis (9/11)
- Registered a tackle on special teams in Week 3 against the Packers (9/25)
- Played as a primary defensive back in a Week 7 victory against the Redskins after starting CB Darius Slay left the second quarter with an injury. Finished with five tackles and one pass defended (10/23)
- Earned his first career start at Houston in Week 8 (10/30). Recorded his first career interception and finished the game with three total tackles and a career-high two passes defended. Became the first Lions defensive player to register an interception in his first career start since CB Aaron Berry at Chicago (9/12/10)
- Started at cornerback for a second straight game in a Week 9 victory at Minnesota (11/6). Finished with three total tackles and one pass defended
- Saw action on special teams and replaced CB Darius Slay on defense after leaving in the second quarter due to injury against the Giants. Recorded one pass defended (12/18)
- Replaced CB Darius Slay as the starting cornerback in Week 16 at Dallas (12/26). Finished with six total tackles
- Registered one tackle on special teams in the Wild Card playoff game at Seattle (1/7/17)

## 2015 (Cleveland 16/0):

- Finished the year with 17 special teams tackles, marking his fourth-consecutive season with at least 15 total special teams tackles. Tied for the NFL lead in total special teams tackles with Cincinnati's Cedric Peerman (17) and Houston's Brian Peters (17)
- Recorded a career-high four total tackles vs. Arizona (11/1)

## 2014 (Cleveland 14/0):

- Appeared in 14 games and led the team in special teams tackles (15) for the third-consecutive season
- Helped the Browns finish second in the NFL in kickoff coverage and eighth in punt coverage
- Tied a career high with three special teams tackles and downed two punts inside the 10-yard line vs. Indianapolis (12/7)

## 2013 (Cleveland 16/0):

- Played in all 16 games for the second-consecutive season, primarily on special teams, and also appeared in four games as a reserve defensive back. Led the team and ranked among NFL leaders with 17 special teams tackles
- Posted at least one special teams tackle in 10 games, including tying a career high twice with three at Kansas City (10/27) and at New England (12/8)

## 2012 (Cleveland 16/0):

- As a rookie, saw action in all 16 games and led the team in special teams tackles with 18, finishing third in the NFL and leading all NFL rookies players
- Earned PFW/PFWA All-Rookie honors as a special teamer en route to helping Cleveland rank second in the NFL in kickoff coverage (19.8 yards per return)
- Set a career high with three special teams tackles at N.Y. Giants (10/7)

## COLLEGE:

- Played four seasons (2008-11) at Stanford (Calif.) University
- Recorded 122 total tackles (98 solo), two forced fumbles and one interception in 48 career games for the Cardinal
- Also lettered in track and field for the Cardinal

## PERSONAL:

- Attended Gonzaga High School, where he played primarily cornerback and safety/linebacker, while also returning kicks
- Earned first-team All-Washington Catholic League honors and was a Washington Post All-Metro selection as a senior

# TEXANS BIOS

## JOHNSON BADEMOSI - NFL REGULAR SEASON STATISTICS

COMMON ENGLISH - NFL SEASON 2012-2018																													
		TACKLES										INTERCEPTIONS						FUMBLES				ST					MISC		
DATE	TEAM	GP	GS	TK	S	A	TFL	YDS	SK	YDS	QBH	NO	YDS	LG	TD	PD	FF	FR	YDS	TK	S	A	FF	FR	S	A			
2012	Browns	16	0	3	3	0	0	0	0.0	0.0	0	0	0	0	0	0	1	0	0	0	18	13	5	0	0	0	0		
2013	Browns	16	0	0	0	0	0	0	0.0	0.0	0	0	0	0	0	0	0	0	0	0	14	11	3	0	0	0	0		
2014	Browns	14	0	0	0	0	0	0	0.0	0.0	0	0	0	0	0	0	0	0	0	0	12	5	7	0	0	0	0		
2015	Browns	16	0	10	8	2	0	0	0.0	0.0	0	0	0	0	0	2	0	1	0	17	12	5	0	0	0	0			
2016	Lions	16	3	18	16	2	0	0	0.0	0.0	0	1	3	3	0	5	0	0	0	4	3	1	0	0	0	0			
2017	Patriots	16	3	20	15	5	0	0	0.0	0.0	0	0	0	0	0	1	0	0	0	9	9	0	0	0	0	0			
2018	Texans	2	0	0	0	0	0	0	0.0	0.0	0	0	0	0	0	0	0	0	0	0	0	0	0	1	0	0			
NFL TOTALS		96	6	51	42	9	0	0	0.0	0.0	0	1	3	3	0	9	0	1	0	74	53	21	0	1	0	0			

## JOHNSON BADEMOSI - NFL POSTSEASON STATISTICS

		TACKLES										INTERCEPTIONS						FUMBLES			ST						MISC	
DATE	TEAM	GP	GS	TK	S	A	TFL	YDS	SK	YDS	QBH	NO	YDS	LG	TD	PD	FF	FR	YDS	TK	S	A	FF	FR	S	A		
2016	Lions	1	0	0	0	0	0	0	0.0	0.0	0	0	0	0	0	0	0	0	0	1	1	0	0	0	0	0		
2017	Patriots	2	0	0	0	0	0	0	0.0	0.0	0	0	0	0	0	0	0	0	0	1	1	0	0	0	0	0		
NFL TOTALS		3	0	0	0	0	0	0	0.0	0.0	0	0	0	0	0	0	0	0	0	2	2	0	0	0	0	0		

## SINGLE-GAME HIGHS: DEFENSIVE

<b>Total Tackles</b>	8 vs. Atlanta Falcons, Oct 22, 2017	<b>Interception Return Yards</b>	3 at Houston Texans, Oct 30, 2016
<b>Passes Defensed</b>	2 at Houston Texans, Oct 30, 2016	<b>Special Teams Tackles</b>	4 vs. Baltimore Ravens, Nov 30, 2015
<b>Fumble Recoveries</b>	1 vs. Arizona Cardinals, Nov 01, 2015	<b>Special Teams Fumble Recoveries</b>	1 at New England Patriots, Sep 09, 2018
<b>Interceptions</b>	1 at Houston Texans, Oct 30, 2016		

## SINGLE-GAME HIGHS - POSTSEASON: DEFENSIVE

<b>Special Teams Tackles</b>	1 vs. Philadelphia Eagles, Feb 04, 2018
	...1 more at 1.

## 2018 GAME-BY-GAME REGULAR SEASON STATISTICS (TEXANS)

			TACKLES								INTERCEPTIONS					FUMBLES			ST					MISC			
W	DATE	OPPONENT	TK	S	A	SK	YDS	TFL	YDS	QBH	NO	YDS	LG	TD	PD	FF	FR	YDS	TK	S	A	FF	FR	S	A	W/L	SCORE
01	09/09	at Patriots	P	0	0	0	0.0	0.0	0	0	0	0	0	0	0	0	0	0	0	0	0	0	1	0	0	L	20-27
02	09/16	at Titans	P	0	0	0	0.0	0.0	0	0	0	0	0	0	0	0	0	0	0	0	0	0	0	0	0	L	17-20
2018 TOTALS			2-0	0	0	0	0.0	0.0	0	0	0	0	0	0	0	0	0	0	0	0	0	0	1	0	0	0-2	



# ANGELO BLACKSON

DEFENSIVE END

6-4 | 319 | AUBURN

HOMETOWN: BEAR, DEL. | AGE: 25

4TH NFL SEASON | 2ND WITH TEXANS | ACQUIRED: FA-'17

2018 GP/GS: 2/0 | CAREER GP/GS: 40/2

TEAMS: TEN 2015-16; HOU 2017-18; NE 2017



97

**TRANSACTIONS:** Selected by the Tennessee Titans with the first pick of the fourth round (100th overall) in the 2015 NFL Draft...Waived by Tennessee on Sept. 2, 2017...Signed to the New England Patriots practice squad on Sept. 4, 2017...Signed to the Houston Texans active roster on Nov. 1, 2017...Re-signed with the Texans on March 15, 2018.

## 2018 (Houston 2/0):

- ✦ Tallied three total tackles (two solo) and a pass defended at New England (9/9). Tipped a pass from Patriots QB Tom Brady, which was intercepted by S Tyrann Mathieu at the New England 17-yard line
- ✦ Recorded two total tackles at Tennessee (9/16)

## 2017 (Houston 9/1):

- ✦ Compiled nine total tackles (eight solo), one pass defended and one quarterback hit in nine games played
- ✦ Made his debut for Houston vs. Indianapolis (11/5)
- ✦ Notched two total tackles and one pass defended at the Los Angeles Rams (11/12)
- ✦ Finished with two solo tackles at Tennessee (12/3)
- ✦ Posted two solo tackles for the second consecutive week vs. San Francisco (12/10)
- ✦ Recorded a pair of solo tackles vs. Pittsburgh (12/25)
- ✦ Started his first game of the season and recorded his first quarterback hit of the season at Indianapolis (12/31)

## 2016 (Tennessee 13/1):

- ✦ Played in 13 regular season games with one start and registered nine total tackles (four solo) and one pass defended
- ✦ Was inactive for three games

- ✦ Saw action as a reserve vs. Jacksonville (10/27) and notched two total tackles and a pass defended
- ✦ Made his first career start at Indianapolis (11/20) and tied a career high with three total tackles

## 2015 (Tennessee 16/0):

- ✦ Played in all 16 regular season games as a reserve and registered 15 total tackles (eight solo), 2.5 sacks and a forced fumble
- ✦ Made his NFL debut at Tampa Bay (9/13) and tallied three total tackles, his first career sack and first career forced fumble
- ✦ Appeared as a reserve at New Orleans (11/8) and totaled three tackles and 1.0 sack

## COLLEGE:

- ✦ Played four seasons (2011-14) at Auburn (Ala.) University
- ✦ Appeared in 52 games with 18 starts and amassed 65 total tackles, 4.5 sacks, three forced fumbles, one fumble recovery and two passes defended
- ✦ Was on the field for the famous "Kick 6" play during the Auburn and Alabama game in 2013. Lined up on the defensive front to attempt to block the field goal and served as a blocker on the game winning missed field goal return for a touchdown

## PERSONAL:

- ✦ Attended Red Lion Christian High School in Bear, Del.
- ✦ Posted 40 total tackles, 3.0 sacks, three forced fumbles, two passes defended and one fumble recovery in just seven games as a senior
- ✦ Majored in sociology at Auburn

## ANGELO BLACKSON - NFL REGULAR SEASON STATISTICS

		TACKLES										INTERCEPTIONS						FUMBLES			ST					MISC	
DATE	TEAM	GP	GS	TK	S	A	TFL	YDS	SK	YDS	QBH	NO	YDS	LG	TD	PD	FF	FR	YDS	TK	S	A	FF	FR	S	A	
2015	Titans	16	0	15	8	7	2	14	2.5	17.5	3	0	0	0	0	0	1	0	0	0	0	0	0	0	0	0	
2016	Titans	13	1	9	4	5	2	4	0.0	0.0	2	0	0	0	0	1	0	0	0	0	0	0	0	0	0	0	
2017	Patriots	0	0	0	0	0	0	0	0.0	0.0	0	0	0	0	0	0	0	0	0	0	0	0	0	0	0	0	
2017	Texans	9	1	9	8	1	0	0	0.0	0.0	1	0	0	0	0	1	0	0	0	0	0	0	0	0	0	0	
2018	Texans	2	0	5	4	1	0	0	0.0	0.0	0	0	0	0	0	1	0	0	0	0	0	0	0	0	0	0	
NFL TOTALS		40	2	38	24	14	4	18	2.5	17.5	6	0	0	0	0	3	1	0	0	0	0	0	0	0	0	0	



# TEXANS BIOS

## SINGLE-GAME HIGHS: DEFENSIVE

<b>Total Tackles</b>	3 at New England Patriots, Sep 09, 2018 ...2 more at 3.	<b>Forced Fumbles</b>	1 at Tampa Bay Buccaneers, Sep 13, 2015
<b>Sacks</b>	1.0 at New Orleans Saints, Nov 08, 2015 ...1 more at 1.0.	<b>Tackles For Loss</b>	1 vs. Indianapolis Colts, Oct 23, 2016 ...3 more at 1.
<b>Passes Defensed</b>	1 at New England Patriots, Sep 09, 2018 ...2 more at 1.		

## 2018 GAME-BY-GAME REGULAR SEASON STATISTICS (TEXANS)

				TACKLES							INTERCEPTIONS					FUMBLES			ST					MISC				
W	DATE	OPPONENT		TK	S	A	SK	YDS	TFL	YDS	QBH	NO	YDS	LG	TD	PD	FF	FR	YDS	TK	S	A	FF	FR	S	A	W/L	SCORE
01	09/09	at Patriots	P	3	2	1	0.0	0.0	0	0	0	0	0	0	0	1	0	0	0	0	0	0	0	0	0	0	L	20-27
02	09/16	at Titans	P	2	2	0	0.0	0.0	0	0	0	0	0	0	0	0	0	0	0	0	0	0	0	0	0	0	L	17-20
2018 TOTALS			2-0	5	4	1	0.0	0.0	0	0	0	0	0	0	0	1	0	0	0	0	0	0	0	0	0	0	0-2	



# ALFRED BLUE

RUNNING BACK

6-2 | 229 | LSU

HOMETOWN: BOUTTE, LA. | AGE: 27

5TH NFL SEASON | 5TH WITH TEXANS | ACQUIRED: D6B-'14

2018 GP/GS: 2/0 | CAREER GP/GS (POST): 59/14 (3/1)

TEAMS: HOU 2014-18



28

**TRANSACTIONS:** Selected by the Houston Texans with the fifth pick in the sixth round (181st overall) of the 2014 NFL Draft...Re-signed by the Texans on April 30, 2018.

## CAREER:

- Became the first player in franchise history with a rushing, receiving and return touchdown in the same season in 2014
- Holds the franchise record for carries in a game (36) at Cleveland (11/16/14)
- Registered a 49-yard run in the second quarter of the 2015 Wild Card game vs. Kansas City (1/9/16), the longest run in Texans postseason history
- Set single-season career highs in 2015 in rushing yards (698) and carries (183), while tying his personal-best in rushing touchdowns (two)
- Has four career 100-yard rushing games
- Currently ranks fifth in Texans history with 1,980 career rushing yards

## 2018 (Houston 2/0):

- Recorded 36 yards rushing on five carries (7.2 avg.) and one touchdown at New England (9/9). Passed Derrick Ward (six) for the ninth-most career rushing touchdowns in franchise history
- Rushed seven times for 36 yards (5.1 avg.) at Tennessee (9/16) and passed Ben Tate (2,279) for the ninth-most career scrimmage yards in team history

## 2017 (Houston 11/0):

- Rushed for 262 yards on 71 carries and one touchdown in 11 games played
- Recorded the most rushing yards by a Texans player in a game in 2017 and most since Week 6 of 2016 when RB Lamar Miller had 149 rushing yards against the Colts
- Was one of four Texans rushers with more than 250 yards for the first time in team history
- Recorded five carries for 21 yards at Seattle (10/29)
- Gained 26 yards from scrimmage on 10 offensive touches at Baltimore (11/27)
- Totaled nine yards from scrimmage, added a special teams tackle and forced a fumble in kickoff coverage at Tennessee (12/3)
- Tallied 12 carries for 55 yards (4.6 avg.) while posting one special teams tackle at Jacksonville (12/18)
- Recorded 16 carries for a season-most 108 rushing yards vs. Pittsburgh (12/25). Produced a 48-yard rush while registering the fifth 100-yard rushing game of his career, tied for the third-most

in franchise history

- Rushed a season-high 18 times for 39 yards, scored his first rushing touchdowns of the season, and caught four passes for 36 yards at Indianapolis (12/31)

## 2016 (Houston 14/2, 2/0):

- Compiled 420 yards rushing on 100 carries and one touchdown in 14 games played
- Posted three carries for 19 yards, including a season-long 17-yard rush, and added a special teams tackle vs. Tennessee (10/2) in Week 4
- Rushed for a team-high 39 yards on six carries (6.5 avg.) at Minnesota (10/9) in Week 5
- Recorded 11 carries for a team-leading 63 yards, averaging 5.7 yards per attempt, at Denver (10/24) in Week 7
- Inactive for Week 11 at Oakland (11/21) and Week 12 vs. San Diego (11/27) with an injury
- Averaged 7.6 yards per carry on five rushing attempts for a total of 38 yards, including a season-long run of 25 yards, and caught two passes for three yards at Green Bay (12/4) in Week 13
- Posted 16 rushing attempts for a total of 55 yards at Indianapolis (12/11) in Week 14
- Made his first start of the year in place on an injured RB Lamar Miller and set single-game season highs with 21 rushing attempts for 73 yards and a touchdown vs. Cincinnati (12/24) in Week 16
- Started and logged 11 rushes for 28 yards at Tennessee (1/1/17) in Week 17
- Rushed twice for four yards vs. Oakland (1/7/17) in the AFC Wild Card round

## 2015 (Houston 16/9, 1/1):

- Played in all 16 games (nine starts) for the second straight year and set single-season career highs in rushing yards (698), carries (183) and 100-yard rushing games (three), while tying his personal-best in rushing touchdowns (two)
- Started in the season-opener vs. Kansas City (9/13) and ran for a team-high 42 yards on nine carries
- Started at Carolina (9/20) and ran for six yards on five carries
- Recorded the second-most rushing attempts (31) and rushing yards (139) in a single game of his career vs. Tampa Bay (9/27). His 31 rushing attempts were the most in the NFL in any game in 2015. Posted the second 100-yard rushing game of his career and first since Nov. 16, 2014 at Cleveland. Scored his first rushing touchdown of the season and third of his career on a 20-yard run in the fourth quarter, marking the longest rushing touchdown of his career

## TEXANS BIOS

- ✎ Ran for 22 yards on six carries and had one reception for 11 yards vs. Indianapolis (10/8)
- ✎ Finished second on the team with five receptions for 33 yards. Also tallied 39 rushing yards on 14 carries vs. Tennessee (11/1)
- ✎ Rushed 21 times for 58 yards and caught three passes for 34 yards and a touchdown vs. N.Y. Jets (11/22). Caught a 21-yard touchdown pass from WR Cecil Shorts III in the third quarter, which was the second touchdown reception of his career and first since Oct. 20, 2014 at Pittsburgh
- ✎ Rushed 16 times for 77 yards (4.8 avg.) and a touchdown vs. New Orleans (11/29). Scored on an 8-yard run to open the second half, marking his second rushing touchdown of the season and fourth of his career. Scored a touchdown in his second consecutive game after posting a receiving touchdown in Week 11 against the N.Y. Jets (11/22)
- ✎ Led the team with 107 rushing yards on 20 carries (5.4 avg.) at Indianapolis (12/20), marking his second 100-yard rushing game of the season. With his third career 100-yard rushing game, passed Ron Dayne (two) for sole possession of the fifth-most career 100-yard rushing games in team history. Also recorded a season-long 41-yard run in the second quarter
- ✎ Led the team with 45 rushing yards on 15 carries and caught one pass for five yards at Tennessee (12/27). Forced a fumble on a punt return by Titans WR Harry Douglas in the first quarter (12/27). LS Jon Weeks recovered the ball at Tennessee's 11-yard line, which led to a field goal by K Nick Novak on the following offensive possession. Also led the team with two special teams tackles
- ✎ Led the team with 102 rushing yards on 21 carries (4.9 avg.) vs. Jacksonville (1/3/16), as he posted his third 100-yard rushing game of the season and fourth of his career
- ✎ Led the team with 99 rushing yards on 17 attempts in Wild Card Game vs. Kansas City (1/9/16), averaging 5.8 yards per carry. His yardage total ranks as the fourth-highest mark in Texans postseason history. Registered a 49-yard run in the second quarter, the longest run in Texans postseason history

### 2014 (Houston 16/3):

- ✎ Played in all 16 games (three starts) and finished the season with 528 yards, which was the fourth-highest total for a rookie rusher in franchise history
- ✎ Set the franchise record for carries in a game with 36 and tied a rookie rushing record with 156 yards at Cleveland (11/16)
- ✎ Blocked a punt and returned it five yards for his first career touchdown vs. Washington (9/7) in Week 1
- ✎ Rushed for 40 yards on 11 carries in Week 2 at Oakland (9/14)
- ✎ Earned his first career start and carried the ball 13 times for 78

- yards (6.0 avg.) with a long of 46 yards at the N.Y. Giants (9/21) in Week 3
- ✎ Recovered a fumble, had a tackle on special teams and ran four times for 14 yards at Dallas (10/5) in Week 5
- ✎ Hauled in his first career touchdown reception (11 yards), rushed for 14 yards, gained seven yards on a fake punt, downed a punt on the 1-yard line in the third quarter and registered a special teams tackle at Pittsburgh (10/20) in Week 7
- ✎ Carried the ball 14 times for 42 yards (3.0 avg.) and made a season-long 22-yard reception at Tennessee (10/26) in Week 8
- ✎ Started and set a franchise record with 36 carries and tied a franchise rookie record with 156 yards rushing at Cleveland (11/16) in Week 11
- ✎ Rushed for 46 yards on 16 carries and had three receptions for 20 yards vs. Cincinnati (11/23) in Week 12. Also had a special teams tackle
- ✎ Scored his first career rushing touchdown on a 1-yard run in the third quarter at Jacksonville (12/7) in Week 14. Became the first player in franchise history with a rushing, receiving and return touchdown in the same season
- ✎ Carried the ball eight times for 26 yards and had a special teams tackle at Indianapolis (12/14) in Week 15
- ✎ Scored on a 1-yard run in the second quarter vs. Jacksonville (12/28) in Week 17. Carried the ball 17 times for 39 yards and set career highs with six receptions for 37 yards

### COLLEGE:

- ✎ Played four seasons (2010-13) at Louisiana State University in Baton Rouge, La.
- ✎ Saw action in 40 games and made seven starts
- ✎ Rushed for 1,253 yards and 11 touchdowns and caught 16 passes for 107 yards
- ✎ Had three 100-yard rushing games

### PERSONAL:

- ✎ Attended Hahnville High School in Boutte, La.
- ✎ Rushed for 1,695 yards and 25 touchdowns as a senior in 2009
- ✎ Added 13 receptions for nearly 200 yards and three scores
- ✎ A member of the SuperPrep Southwest Team and Baton Rouge Advocate Super Dozen
- ✎ Earned Class 5A first-team all-state honors in 2009
- ✎ Named the District 6-5A 2009 Offensive MVP
- ✎ Notched 10 touchdowns and 600 yards rushing in his junior season
- ✎ Full name is Alfred Calvin Blue III
- ✎ Majored in sports administration

### ALFRED BLUE - NFL REGULAR SEASON STATISTICS

DATE TEAM	GP	GS	RUSHING					RECEIVING				
			NO.	YDS.	AVG.	LG	TD	NO.	YDS	AVG	LG	TD
2014 Texans	16	3	169	528	3.1	46	2	15	113	7.5	22	1
2015 Texans	16	9	183	698	3.8	41	2	15	109	7.3	21t	1
2016 Texans	14	2	100	420	4.2	25	1	12	40	3.3	12	0
2017 Texans	11	0	71	262	3.7	48	1	7	54	7.7	14	0
2018 Texans	2	0	12	72	6.0	17	1	0	0	0.0	0	0
<b>NFL TOTALS</b>	<b>59</b>	<b>14</b>	<b>535</b>	<b>1,980</b>	<b>3.7</b>	<b>48</b>	<b>7</b>	<b>49</b>	<b>316</b>	<b>6.4</b>	<b>22</b>	<b>2</b>



# TEXANS BIOS

## ALFRED BLUE - NFL POSTSEASON STATISTICS

DATE TEAM	GP	GS	RUSHING					RECEIVING				
			NO.	YDS.	AVG.	LG	TD	NO.	YDS	AVG	LG	TD
2015 Texans	1	1	17	99	5.8	49	0	0	0	0.0	0	0
2016 Texans	2	0	3	6	2.0	4	0	0	0	0.0	0	0
<b>NFL TOTALS</b>	<b>3</b>	<b>1</b>	<b>20</b>	<b>105</b>	<b>5.3</b>	<b>49</b>	<b>0</b>	<b>0</b>	<b>0</b>	<b>0.0</b>	<b>0</b>	<b>0</b>

## SINGLE-GAME HIGHS: RUSHING/RECEIVING

<b>Rush Attempts</b>	36 at Cleveland Browns, Nov 16, 2014	<b>Longest Receptions</b>	22 at Tennessee Titans, Oct 26, 2014
<b>Rushing Yards</b>	156 at Cleveland Browns, Nov 16, 2014	<b>Receiving TDs</b>	1 vs. New York Jets, Nov 22, 2015 ...1 more at 1.
<b>Longest Runs</b>	48 vs. Pittsburgh Steelers, Dec 25, 2017	<b>All-purpose yards</b>	156 at Cleveland Browns, Nov 16, 2014
<b>Rushing TDs</b>	1 at New England Patriots, Sep 09, 2018 ...6 more at 1.	<b>Special Teams Tackles</b>	2 vs. Cleveland Browns, Oct 15, 2017 ...2 more at 2.
<b>Receptions</b>	6 vs. Jacksonville Jaguars, Dec 28, 2014	<b>Most TDs</b>	1 at New England Patriots, Sep 09, 2018 ...9 more at 1.
<b>Receiving Yards</b>	37 vs. Jacksonville Jaguars, Dec 28, 2014		

## SINGLE-GAME HIGHS - POSTSEASON: RUSHING/RECEIVING

<b>Rush Attempts</b>	17 vs. Kansas City Chiefs, Jan 09, 2016	<b>Kickoff Returns</b>	1 vs. Oakland Raiders, Jan 07, 2017
<b>Rushing Yards</b>	99 vs. Kansas City Chiefs, Jan 09, 2016	<b>Kickoff Return Yards</b>	15 vs. Oakland Raiders, Jan 07, 2017
<b>Longest Runs</b>	49 vs. Kansas City Chiefs, Jan 09, 2016	<b>Longest Kickoff Return</b>	15 vs. Oakland Raiders, Jan 07, 2017
<b>All-purpose yards</b>	99 vs. Kansas City Chiefs, Jan 09, 2016	<b>Special Teams Tackles</b>	1 vs. Kansas City Chiefs, Jan 09, 2016

## 100-YARD RUSHING GAMES (5): REGULAR SEASON

DATE	TEAM	ATT.	YDS.	AVG.	LG	TD
11/16/14	at Browns	36	156	4.3	21	0
09/27/15	BUCCANEERS	31	139	4.5	20	1
12/20/15	at Colts	20	107	5.4	41	0
01/03/16	JAGUARS	21	102	4.9	12	0
12/25/17	STEELERS	16	108	6.8	48	0

## 2018 GAME-BY-GAME REGULAR SEASON STATISTICS (TEXANS)

W DATE	OPPONENT	P/S	RUSHING				RECEIVING				W/L	SCORE
			ATT	YDS	LG	TD	NO	YDS	LG	TD		
01 09/09	at Patriots	P	5	36	17	1	0	0	0	0	L	20-27
02 09/16	at Titans	P	7	36	8	0	0	0	0	0	L	17-20
<b>2018 TOTALS</b>	<b>2-0</b>		<b>12</b>	<b>72</b>	<b>17</b>	<b>1</b>	<b>0</b>	<b>0</b>	<b>0</b>	<b>0</b>	<b>0-2</b>	



# JADEVEON CLOWNEY

DEFENSIVE END/OUTSIDE LINEBACKER

6-5 | 255 | SOUTH CAROLINA

HOMETOWN: ROCK HILL, S.C. | AGE: 25

5TH NFL SEASON | 5TH WITH TEXANS | ACQUIRED: D1-'14

2018 GP/GS: 1/1 | CAREER GP/GS (POST): 48/42 (2/2)

TEAMS: HOU 2014-18



90

**TRANSACTIONS:** Selected by the Houston Texans with the first overall pick in the 2014 NFL Draft.

## HONORS:

- ✦ Pro Bowl (2x – 2016-17)
- ✦ Associated Press Second-Team All-Pro (2016)
- ✦ PFWA All-NFL Team (2016)
- ✦ PFWA All-AFC Team (2x – 2016-17)
- ✦ Ed Block Courage Award (2015)

## 2018 (Houston 1/1):

- ✦ Tallied two total tackles (one solo) at New England (9/9)
- ✦ Inactive Week 2 at Tennessee (9/16)

## 2017 (Houston 16/16):

- ✦ Named to the Pro Bowl for a second consecutive season
- ✦ Set single-season career highs in sacks (9.5), tackles for loss (21), quarterback hits (21), forced fumbles (two), fumble recoveries (two), total tackles (59), sack yards (67), games played (16) and games started (16)
- ✦ Led the Texans in sacks, tackles for loss, quarterback hits and fumble recoveries, while finishing fifth on the team in total tackles and tied for first in fumbles forced
- ✦ Recorded 21 tackles for loss and 20 quarterback hits. He was the only player in the AFC and one of two players in the NFL with 20-or-more tackles for loss and 20-or-more quarterback hits this season, joining Cardinals OLB Chandler Jones
- ✦ His 45 quarterback hits and 48 tackles for loss rank third in team history
- ✦ Started in the season opener vs. Jacksonville and picked up his 100th career tackle (9/10)
- ✦ Started his second-consecutive game and notched four total tackles, one tackle for loss, one pass defended and returned his first career fumble recovery 49 yards at Cincinnati (9/14)
- ✦ Tied career highs with 2.0 sacks and four tackles for loss, notched six solo tackles, had three quarterback hits and recovered his second career fumble, his second in two weeks, and raced it back 22 yards for his first career touchdown at New England (9/24)
- ✦ Notched his third sack in two games and forced the third fumble of his career vs. Tennessee (10/1)
- ✦ Started his fifth-consecutive game and notched three total tackles, one quarterback hit and one tackle for loss vs. Kansas City (10/8)
- ✦ Made three total tackles with one pass defended vs. Cleveland (10/15)

- ✦ Made four solo stops and recorded a strip-sack of Seahawks QB Russell Wilson at Seattle (10/29)
- ✦ Started his eighth-straight game and tallied four tackles and 1.0 sack vs. Indianapolis (11/5)
- ✦ Produced three solo tackles, one quarterback hit, 1.0 sack and three tackles for loss at the Los Angeles Rams (11/12)
- ✦ Extended his sack-streak to a career-high four games with 2.0 and added five total tackles, three quarterback hits and three tackles for loss vs. Arizona (11/19)
- ✦ Finished with two solo tackles, 1.0 sack, two tackles for loss and two quarterback hits at Baltimore (11/27), extending his sack-streak to a career-high five games
- ✦ Logged three total tackles and one tackle for loss at Tennessee (12/3)
- ✦ Tied a season best with six total tackles, recorded a single-game career-high four quarterback hits and notched two tackles for loss vs. San Francisco (12/10)
- ✦ Finished with four total tackles and three quarterback hits at Jacksonville (12/17)
- ✦ Tallied two solo tackles and one tackle for loss vs. Pittsburgh (12/25)
- ✦ Started his 16th game of the season and posted a season-best seven total tackles and 0.5 sacks at Indianapolis (12/31)

## 2016 (Houston 14/14, 2/2):

- ✦ Named to his first Pro Bowl and recognized as an Associated Press Second-Team All-Pro
- ✦ Also earned PFWA All-NFL and PFWA All-AFC honors
- ✦ One of two players in the NFL with at least 50 total tackles, 6.0 sacks, 16 tackles for loss and two passes defended (Saints DE Cameron Jordan)
- ✦ Finished tied for sixth in the NFL with 16 tackles for loss
- ✦ Made his first career start at defensive end and totaled four tackles (three solo), including 1.0 sack, three quarterback hits and two tackles for loss vs. Chicago (9/11)
- ✦ Recorded three solo tackles, two quarterback hits, one tackle for loss and one pass defended vs. Kansas City (9/18)
- ✦ Finished with two solo tackles, including 1.0 sack, and two quarterback hits on Titans QB Marcus Mariota vs. Tennessee (10/2)
- ✦ Tied a single-game career high with eight tackles (seven solo) and doubled his previous career high with four tackles for loss at Minnesota (10/9) in Week 5
- ✦ Made four tackles (three solo) and added two quarterback hits vs. Indianapolis (10/16)
- ✦ Logged four tackles (three solo) and one quarterback hit at

Denver (10/24)

- ✦ Sacked Lions QB Matthew Stafford for a 9-yard loss in the second quarter and recorded his ninth tackle for loss of the year vs. Detroit (10/30)
- ✦ Tallied four solo tackles and a tackle for loss at Jacksonville (11/13) in Week 10
- ✦ Finished second on the team with five tackles (all solo), including two for loss, at Oakland (11/21) in Week 11
- ✦ Inactive for Week 13 at Green Bay (12/4) with an injury
- ✦ Finished with three total tackles, a strip-sack of Colts QB Andrew Luck and a season-high three quarterback hits at Indianapolis (12/11) in Week 14
- ✦ Notched his fifth sack of the year when he brought down Jaguars QB Blake Bortles for an 8-yard loss and finished with five total tackles and three tackles for loss vs. Jacksonville (12/18) in Week 15
- ✦ Recorded a sack in three straight games for the first time in his career when he brought down Bengals QB Andy Dalton vs. Cincinnati (12/24) in Week 16
- ✦ Inactive for Week 17 at Tennessee (1/1/17) with an injury
- ✦ In his first career postseason game, became the second defensive lineman in Texans history (DE J.J. Watt) with a postseason interception and finished with one tackle and two passes defended vs. Oakland (1/7/17) in the AFC Wild Card round
- ✦ Tallied two solo tackles, two quarterback hits and one tackle for loss at New England (1/14/17) in the AFC Divisional round

## 2015 (Houston 13/9, 0/0):

- ✦ Posted 40 total tackles (27 solo), eight tackles for loss, eight quarterback hits, six passes defended, 4.5 sacks and one forced fumble in 13 games
- ✦ Recorded four tackles (three solo), one forced fumble, and 1.0 tackles for loss vs. Kansas City (9/13)
- ✦ Totaled two solo tackles and the first two passes defended of his career at Carolina (9/20)
- ✦ Made two tackles (one solo) and had one quarterback hit vs. Tampa Bay (9/27)
- ✦ Recorded two tackles (one solo) and one pass defended at Atlanta (10/4)
- ✦ Had two solo tackles, one tackle for loss, and one quarterback hit vs. Indianapolis (10/8)
- ✦ Inactive in Week 6 at Jacksonville (10/18)
- ✦ Recorded the first sack of his career in the second quarter at Miami (10/25) when he brought down Dolphins QB Ryan Tannehill for a 13-yard loss
- ✦ Led the team with eight tackles (seven solo), including two tackles for loss and 1.0 sack at Miami (10/25)
- ✦ Inactive in Week 10 at Cincinnati (11/1)
- ✦ Split a sack with OLB John Simon in the fourth quarter vs. N.Y. Jets (11/22)
- ✦ Brought down Bills QB Tyrod Taylor for a sack in the fourth quarter (12/6)
- ✦ Finished with three solo tackles, including two for loss and 1.0 sack at Buffalo (12/6)
- ✦ Totaled 2.0 sacks to go along with seven tackles (four solo) vs. New England (12/13)
- ✦ Recorded a sack in his second straight game when he brought down Patriots QB Tom Brady for a 10-yard loss in the third

quarter vs. New England (12/13)

- ✦ Sacked Brady for another 10-yard loss in the fourth quarter vs. New England (12/13), increasing his sack total on the year to 4.5
- ✦ Notched four tackles (one solo), one quarterback hit and one pass defended at Indianapolis (12/20)
- ✦ Selected by teammates as the 2015 Ed Block Courage Award winner
- ✦ Inactive in Week 17 vs. Jacksonville (1/3/16) and in Wild Card Game vs. Kansas City (1/9/16)

## 2014 (Houston 4/2):

- ✦ Compiled seven total tackles (five solo) and three tackles for loss in four games as a rookie
- ✦ Recorded a tackle for loss in his first career start vs. Washington (9/7)
- ✦ Inactive in Weeks 2-7
- ✦ Played at Tennessee (10/26) in Week 8 and made one tackle
- ✦ Inactive in Week 9
- ✦ Made a pair of tackles and had a tackle for loss at Cleveland (11/16) in Week 11
- ✦ Had three tackles and a tackle for loss vs. Cincinnati (11/23) in Week 12
- ✦ Inactive in Weeks 13-14

## COLLEGE:

- ✦ Played three seasons (2011-13) at the University of South Carolina in Columbia, S.C.
- ✦ Started 23-of-36 games for the Gamecocks, recording 130 total tackles (85 solo) that included 24.0 sacks, 47.0 tackles for loss and 20 quarterback pressures
- ✦ Recovered one fumble, forced nine others and deflected seven passes
- ✦ Finished second in school annals with 47.0 tackles for loss
- ✦ Third on the school's all-time list with 24.0 sacks
- ✦ Holds school record with nine forced fumbles
- ✦ Two-time All-American (2012, 2013)
- ✦ Two-time All-SEC (2012, 2013)
- ✦ SEC Freshman of the Year
- ✦ Became the third Gamecock to earn first-team All-American honors in two seasons

## PERSONAL:

- ✦ Attended South Pointe High School in Rock Hill, S.C.
- ✦ Started for the Stallions as a freshman at running back and defensive end
- ✦ Tallied 162 total tackles, 29.5 sacks, 29 tackles for loss, 11 forced fumbles and six fumble recoveries and scored five touchdowns on defense
- ✦ Led his team a 15-0 record and state championship and finished with 17.0 sacks
- ✦ Finished his sophomore season with 144 tackles and 23.0 sacks
- ✦ Named South Carolina's 2010 Mr. Football
- ✦ Played in the Shrine Bowl of the Carolinas
- ✦ Notched seven tackles and 1.5 sacks in the Under Armour All-America Game
- ✦ Named the consensus best player in the nation and named USA Today's National Defensive Player of the Year
- ✦ Lettered for the school's basketball team
- ✦ Majored in African-American studies



# TEXANS BIOS

## JADEVEON CLOWNEY - NFL REGULAR SEASON STATISTICS

DATE TEAM	GP	GS	TK	S	A	TACKLES					QBH	INTERCEPTIONS					FUMBLES			ST					MISC	
						TFL	YDS	SK	YDS	YDS		NO	YDS	LG	TD	PD	FF	FR	YDS	TK	S	A	FF	FR	S	A
2014 Texans	4	2	7	5	2	3	10	0.0	0.0	0	0	0	0	0	0	0	0	0	0	0	0	0	0	0	0	0
2015 Texans	13	9	40	27	13	8	48	4.5	43.5	8	0	0	0	0	0	6	1	0	0	0	0	0	0	0	0	0
2016 Texans	14	14	52	40	12	16	69	6.0	45.0	17	0	0	0	0	0	2	1	0	0	0	0	0	0	0	0	0
2017 Texans	16	16	59	41	18	21	102	9.5	67.0	21	0	0	0	0	0	2	2	2	71	0	0	0	0	0	0	0
2018 Texans	1	1	2	1	1	0	0	0.0	0.0	0	0	0	0	0	0	0	0	0	0	0	0	0	0	0	0	0
<b>NFL TOTALS</b>	<b>48</b>	<b>42</b>	<b>160</b>	<b>114</b>	<b>46</b>	<b>48</b>	<b>229</b>	<b>20.0</b>	<b>155.5</b>	<b>46</b>	<b>0</b>	<b>0</b>	<b>0</b>	<b>0</b>	<b>0</b>	<b>10</b>	<b>4</b>	<b>2</b>	<b>71</b>	<b>0</b>	<b>0</b>	<b>0</b>	<b>0</b>	<b>0</b>	<b>0</b>	<b>0</b>

## JADEVEON CLOWNEY - NFL POSTSEASON STATISTICS

DATE TEAM	GP	GS	TK	S	A	TACKLES					QBH	INTERCEPTIONS					FUMBLES			ST					MISC	
						TFL	YDS	SK	YDS	YDS		NO	YDS	LG	TD	PD	FF	FR	YDS	TK	S	A	FF	FR	S	A
2015 Texans	0	0	0	0	0	0	0	0.0	0.0	0	0	0	0	0	0	0	0	0	0	0	0	0	0	0	0	0
2016 Texans	2	2	3	3	0	1	1	0.0	0.0	2	1	3	3	0	0	2	0	0	0	0	0	0	0	0	0	0
<b>NFL TOTALS</b>	<b>2</b>	<b>2</b>	<b>3</b>	<b>3</b>	<b>0</b>	<b>1</b>	<b>1</b>	<b>0.0</b>	<b>0.0</b>	<b>2</b>	<b>1</b>	<b>3</b>	<b>3</b>	<b>0</b>	<b>0</b>	<b>2</b>	<b>0</b>	<b>0</b>	<b>0</b>	<b>0</b>	<b>0</b>	<b>0</b>	<b>0</b>	<b>0</b>	<b>0</b>	<b>0</b>

## SINGLE-GAME HIGHS: DEFENSIVE

<b>Total Tackles</b>	8 at Minnesota Vikings, Oct 09, 2016 ...1 more at 8.	<b>Forced Fumbles</b>	1 at Seattle Seahawks, Oct 29, 2017 ...3 more at 1.
<b>Sacks</b>	2.0 vs. Arizona Cardinals, Nov 19, 2017 ...2 more at 2.0.	<b>Fumble Recoveries</b>	1 at New England Patriots, Sep 24, 2017 ...1 more at 1.
<b>Passes Defensed</b>	2 at Carolina Panthers, Sep 20, 2015	<b>Tackles For Loss</b>	4 at New England Patriots, Sep 24, 2017 ...1 more at 4.

## SINGLE-GAME HIGHS - POSTSEASON: DEFENSIVE

<b>Total Tackles</b>	2 at New England Patriots, Jan 14, 2017	<b>Interceptions</b>	1 vs. Oakland Raiders, Jan 07, 2017
<b>Passes Defensed</b>	2 vs. Oakland Raiders, Jan 07, 2017	<b>Interception Return Yards</b>	3 vs. Oakland Raiders, Jan 07, 2017
<b>Tackles For Loss</b>	1 at New England Patriots, Jan 14, 2017		

## 2018 GAME-BY-GAME REGULAR SEASON STATISTICS (TEXANS)

				TACKLES								INTERCEPTIONS					FUMBLES			ST					MISC			
W	DATE	OPPONENT		TK	S	A	SK	YDS	TFL	YDS	QBH	NO	YDS	LG	TD	PD	FF	FR	YDS	TK	S	A	FF	FR	S	A	W/L	SCORE
01	09/09	at Patriots	S	2	1	1	0.0	0.0	0	0	0	0	0	0	0	0	0	0	0	0	0	0	0	0	0	0	L	20-27
02	09/16	at Titans		INACTIVE																						L	17-20	
2018 TOTALS			1-1	2	1	1	0.0	0.0	0	0	0	0	0	0	0	0	0	0	0	0	0	0	0	0	0	0	0-2	



# SAMMIE COATES JR.

WIDE RECEIVER

6-1 | 213 | AUBURN

HOMETOWN: LEROY, ALA. | AGE: 25

4TH NFL SEASON | 1ST WITH TEXANS | ACQUIRED: W-'18 (CLE)

2018 GP/GS: 1/0 | CAREER GP/GS (POST): 33/6 (4/0)

TEAMS: PIT 2015-16; CLE 2017; HOU 2018



18

**TRANSACTIONS:** Selected by the Pittsburgh Steelers with the 23rd pick in the third round (87th overall) of the 2015 NFL Draft...Traded to the Cleveland Browns on Sept. 2, 2017...Waived by the Browns on March 15, 2018...Signed by the Houston Texans on March 16, 2018.

## 2018 (Houston 1/0):

- ✦ Made his Texans debut and contributed mostly on special teams at New England (9/9)
- ✦ Inactive Week 2 at Tennessee (9/16)

## 2017 (Cleveland 12/1):

- ✦ Appeared in 12 games (one start), recording six catches for 70 yards (11.7 avg.)
- ✦ Notched four special teams tackles
- ✦ Inactive Weeks 3-4 (hamstring) and Weeks 12-13
- ✦ Made first catch with Browns for 11 yards at Houston (10/15)
- ✦ Started first game with Browns at WR, collecting two receptions for 38 yards at Detroit (11/12)

## 2016 (Pittsburgh 14/5, 3/0):

- ✦ Set career highs in receptions (21), receiving yards (435) and touchdowns (two) in 14 games played
- ✦ Recorded a reception of 40 yards-or-more in five straight games
- ✦ Added seven special teams tackles
- ✦ Appeared in all three playoff games including the AFC Championship Game at New England (1/22/17)

## 2015 (Pittsburgh 6/0, 1/0):

- ✦ Played in six regular season games, catching one pass for 11 yards
- ✦ Recorded 61 receiving yards on two receptions in the final postseason contest at Denver in the AFC Divisional Game (1/17/16)

## COLLEGE:

- ✦ Played three seasons (2012-14) at Auburn (Ala.) University
- ✦ Finished his career with 82 receptions for 1,757 yards with 13 receiving touchdowns
- ✦ Left the school with the 10th-most receiving yards (1,757 yards), which included seven career 100-yard games
- ✦ Set an Auburn Iron Bowl-record with 206 yards receiving at Alabama on five catches in 2014
- ✦ In 2013, ranked third in nation in yards per catch (21.5), while setting single-season career highs in receptions (42), receiving yards (902) and receiving touchdowns (7)
- ✦ Graduated with a degree in public administration

## PERSONAL:

- ✦ Attended Leroy (Ala.) High School
- ✦ Named to the All-Southeast Region team by PrepStar
- ✦ Named to the Orlando Sentinel's All-Southern Team as a first-team selection from Alabama
- ✦ Selected to play in the Alabama-Mississippi All-Star Game following his senior season
- ✦ Named to the Super 12 team and was named the 2010 Class 2A Back of the Year by the Alabama Sports Writers Association
- ✦ Caught 57 passes as a senior for 1,170 yards with 14 touchdowns
- ✦ Led his team to the 2010 Alabama Class 2A state championship, earning MVP honors after hauling in five catches for 60 yards with two touchdowns, rushing six times for 27 yards and one score, punting twice for 63 yards and returning one punt for five yards
- ✦ Participated in various community events throughout the 2017 season including 'Shop with a Cop' and the McCourtly Twins Tackle Sickle Cell Disease comedy event in Cleveland
- ✦ Participated in My Cause My Cleats to raise awareness for childhood cancer and support Kenzie Ray, a young patient he met and formed a close friendship with while at Auburn

# TEXANS BIOS

## SAMMIE COATES JR. - NFL REGULAR SEASON STATISTICS

		RECEIVING							RUSHING				
DATE	TEAM	GP	GS	NO.	YDS	AVG	LG	TD	NO.	YDS.	AVG.	LG	TD
2015	Steelers	6	0	1	11	11.0	11	0	0	0	0.0	0	0
2016	Steelers	14	5	21	435	20.7	72t	2	4	14	3.5	15	0
2017	Browns	12	1	6	70	11.7	38	0	0	0	0.0	0	0
2018	Texans	1	0	0	0	0.0	0	0	0	0	0.0	0	0
NFL TOTALS		33	6	28	516	18.4	72t	2	4	14	3.5	15	0

## SAMMIE COATES JR. - NFL POSTSEASON STATISTICS

RECEIVING														RUSHING				
DATE TEAM		GP	GS	NO.	YDS	AVG	LG	TD	NO.	YDS.	AVG.	LG	TD					
2015	Steelers	1	0	2	61	30.5	37	0	0	0	0.0	0	0					
2016	Steelers	3	0	2	34	17.0	30	0	0	0	0.0	0	0					
NFL TOTALS		4	0	4	95	23.8	37	0	0	0	0.0	0	0					

## SAMMIE COATES JR. - NFL REGULAR SEASON RETURN STATISTICS

			KICKOFF RETURNS					PUNT RETURNS				
DATE	TEAM	RET.	YDS.	AVG.	LG	TD	NO.	FC	YDS	AVG	LG	TD
2015	Steelers	0	0	0.0	0	0	0	0	0	0.0	0	0
2016	Steelers	6	150	25.0	44	0	0	0	0	0.0	0	0
2017	Browns	0	0	0.0	0	0	0	0	0	0.0	0	0
2018	Texans	0	0	0.0	0	0	0	0	0	0.0	0	0
NFL TOTALS		6	150	25.0	44	0	0	0	0	0.0	0	0

## SAMMIE COATES JR. - NFL POSTSEASON RETURN STATISTICS

			KICKOFF RETURNS					PUNT RETURNS				
DATE	TEAM	RET.	YDS.	AVG.	LG	TD	NO.	FC	YDS	AVG	LG	TD
2015	Steelers	0	0	0.0	0	0	0	0	0	0.0	0	0
2016	Steelers	4	91	22.8	31	0	0	0	0	0.0	0	0
NFL TOTALS		4	91	22.8	31	0	0	0	0	0.0	0	0

## SINGLE-GAME HIGHS: RUSHING/RECEIVING

**Rush Attempts** 2 at Cincinnati Bengals, Dec 18, 2016  
**Rushing Yards** 9 at Cincinnati Bengals, Dec 18, 2016  
**Longest Runs** 15 at Cincinnati Bengals, Dec 18, 2016  
**Receptions** 6 vs. New York Jets, Oct 09, 2016  
 ...1 more at 6.  
**Receiving Yards** 139 vs. New York Jets, Oct 09, 2016  
**Longest Receptions** 72t vs. New York Jets, Oct 09, 2016  
**Receiving TDs** 2 vs. New York Jets, Oct 09, 2016

**All-purpose yards** 162 vs. New York Jets, Oct 09, 2016  
**Kickoff Returns** 2 at Philadelphia Eagles, Sep 25, 2016  
**Kickoff Return Yards** 44 at Cincinnati Bengals, Dec 18, 2016  
**Longest Kickoff Return** 44 at Cincinnati Bengals, Dec 18, 2016  
**Special Teams Tackles** 3 at Cleveland Browns, Nov 20, 2016  
**Most TDs** 2 vs. New York Jets, Oct 09, 2016

## SINGLE-GAME HIGHS - POSTSEASON: RUSHING/RECEIVING

**Receptions** 2 at New England Patriots, Jan 22, 2017  
 ...1 more at 2.  
**Receiving Yards** 61 at Denver Broncos, Jan 17, 2016  
**Longest Receptions** 37 at Denver Broncos, Jan 17, 2016  
**All-purpose yards** 79 at New England Patriots, Jan 22, 2017

**Kickoff Returns** 2 at New England Patriots, Jan 22, 2017  
**Kickoff Return Yards** 45 at New England Patriots, Jan 22, 2017  
**Longest Kickoff Return** 31 at New England Patriots, Jan 22, 2017

## 100-YARD RECEIVING GAMES (1): REGULAR SEASON

DATE	TEAM	NO.	YDS.	AVG.	LG	TD
10/09/16	JETS	6	139	23.2	72t	2



# TEXANS BIOS

## 2018 GAME-BY-GAME REGULAR SEASON STATISTICS (TEXANS)

W	DATE	OPPONENT	P/S	RECEIVING				ATT	RUSHING			TD	W/L	SCORE
				NO	YDS	LG	TD		YDS	LG	TD			
01	09/09	at Patriots	P	0	0	0	0	0	0	0	0	0	L	20-27
02	09/16	at Titans											L	17-20
								INACTIVE						
2018 TOTALS			1-0	0	0	0	0	0	0	0	0	0	0-2	



# DYLAN COLE

INSIDE LINEBACKER

6-0 | 237 | MISSOURI STATE

HOMETOWN: SPRINGFIELD, MO. | AGE: 24

2ND NFL SEASON | 2ND WITH TEXANS | ACQUIRED: CFA-'17

2018 GP/GS: 2/0 | CAREER GP/GS: 14/1

TEAMS: HOU 2017-18



51

**TRANSACTIONS:** Signed by the Houston Texans as a college free agent on May 12, 2017.

## 2018 (Houston 2/0):

- ✦ Tallied five solo tackles and one pass defended at New England (9/9)
- ✦ Notched three solo tackles at Tennessee (9/16)

## 2017 (Houston 12/1):

- ✦ Recorded 25 total tackles (10 solo), four tackles for loss, three passes defended, two interceptions, two quarterback hits and 1.0 sack in 12 games as a rookie
- ✦ Became the first rookie to record an interception for a touchdown in franchise history and first Texans player with a pick-six since CB Kareem Jackson in Week 10 of 2016
- ✦ Was also the only college free agent in the NFL with a pick-six in 2017 and the first rookie college free agent linebacker with an interception returned for a touchdown since Chase Blackburn did it for the Giants in Week 16 of the 2005 season
- ✦ Made his NFL debut and recorded one quarterback hit vs. Jacksonville (9/10)
- ✦ Received extensive action at inside linebacker and notched his first three career tackles at Cincinnati (9/14)
- ✦ Became the first rookie in NFL history to record at least five total tackles, one sack and one interception returned for a touchdown vs. Tennessee (10/1)
- ✦ Started his first career game and totaled five tackles and one tackle for loss vs. Kansas City (10/8)
- ✦ Registered one tackle for loss and recorded his second interception of the season vs. Cleveland (10/15)
- ✦ Returned to action and produced a defensive and special teams tackle at Baltimore (11/27)
- ✦ Produced one special teams tackle vs. San Francisco (12/10)
- ✦ Finished with one solo tackle and one special teams tackle at Jacksonville (12/17)
- ✦ Tied a career best with five total tackles and notched his third pass defended of the season vs. Pittsburgh (12/25)
- ✦ Recorded three total tackles and one tackle for loss at Indianapolis (12/31)

## COLLEGE:

- ✦ Played four seasons (2013-16) at Missouri State University in Springfield, Mo. after redshirting the 2012 campaign
- ✦ Finished his Bears career with 457 tackles (third-most in MSU history), 40.5 tackles for loss, 21 passes defended, 5.0 sacks, five interceptions and three forced fumble and two fumble recoveries in 46 career games (all starts)
- ✦ Racked up 22 double-figure tackle games, including 15 in a row to end his career
- ✦ Credited with 142 total tackles, 8.0 tackles for loss, six passes defended, three forced fumbles and two interceptions in 11 games as a senior in 2016
- ✦ Earned NCAA Division I FCS Consensus All-America honors as one of the nation's top linebackers his senior year
- ✦ Led all FCS players in total tackles per game (12.9) and was second nationally in solo tackles per game (7.7)
- ✦ Finalist for Buck Buchanan Award as top defensive player in DI FCS football (finished third) First-team All-America selection by Associated Press, AFCA, Walter Camp Football Foundation, STATS Inc., HERO Sports, and FCS ADA
- ✦ Earned All-MVFC First-Team honors and led the conference with 152 total tackles as a junior in 2015
- ✦ Started all 12 games as a sophomore in 2014 and earned All-MVFC honorable mention honors
- ✦ Started all 12 games at Sam linebacker as a redshirt freshman in 2013
- ✦ Was MSU's only freshman player on the MVFC All-Newcomer Team
- ✦ Redshirted the 2012 season and earned MSU Defensive Scout Team Player of the Year by the coaches

## PERSONAL:

- ✦ Attended Logan-Rogersville (Mo.) High School
- ✦ A Missouri Class 3 consensus all-state running back after compiling 2,002 rushing yards on 225 carries for 33 touchdowns for the state champions in 2011
- ✦ Registered 102 total tackles, seven for loss and a pair of interceptions as a senior at linebacker
- ✦ Named MHSFCA Offensive Player of the Year in 2011 as well as Central Ozarks Co-Offensive Player of the Year and SWMFCA Offensive Player of the Year
- ✦ Son of Tacoma Bailey and Traci Cole of Rogersville, Mo.
- ✦ Has three siblings: Devon, Daelyn and Danae

# TEXANS BIOS

## SINGLE-GAME HIGHS: DEFENSIVE

**Total Tackles** 5 at New England Patriots, Sep 09, 2018  
...3 more at 5.

**Sacks** 1.0 vs. Tennessee Titans, Oct 01, 2017

**Passes Defensed** 1 at New England Patriots, Sep 09, 2018  
...3 more at 1.

**Tackles For Loss** 1 at Indianapolis Colts, Dec 31, 2017  
...3 more at 1.

**Interceptions** 1 vs. Cleveland Browns, Oct 15, 2017  
...1 more at 1.

**Interception Return Yards** 25 vs. Tennessee Titans, Oct 01, 2017

**Special Teams Tackles** 2 at Cincinnati Bengals, Sep 14, 2017

## 2018 GAME-BY-GAME REGULAR SEASON STATISTICS (TEXANS)

				TACKLES							INTERCEPTIONS					FUMBLES			ST					MISC				
W	DATE	OPPONENT		TK	S	A	SK	YDS	TFL	YDS	QBH	NO	YDS	LG	TD	PD	FF	FR	YDS	TK	S	A	FF	FR	S	A	W/L	SCORE
01	09/09	at Patriots	P	5	5	0	0.0	0.0	0	0	0	0	0	0	0	1	0	0	0	0	0	0	0	0	0	0	L	20-27
02	09/16	at Titans	P	3	3	0	0.0	0.0	0	0	0	0	0	0	0	0	0	0	0	0	0	0	0	0	0	0	L	17-20
2018 TOTALS			2-0	8	8	0	0.0	0.0	0	0	0	0	0	0	0	1	0	0	0	0	0	0	0	0	0	0	0-2	





# AARON COLVIN

CORNERBACK

6-0 | 191 | OKLAHOMA

HOMETOWN: TULSA, OKLA. | AGE: 26

5TH NFL SEASON | 1ST WITH TEXANS | ACQUIRED: UFA-'18 (JAX)

2018 GP/GS: 2/0 | CAREER GP/GS (POST): 50/25 (3/0)

TEAMS: JAX 2014-17; HOU 2018



22

**TRANSACTIONS:** Selected by the Jacksonville Jaguars with the 14th pick in the fourth round (114th overall) of the 2014 NFL Draft...Signed by the Houston Texans as an unrestricted free agent on March 15, 2018.

## 2018 (Houston 2/0):

- Recorded four total tackles (two solo) in his Texans debut at New England (9/9)
- Notched three total tackles (two solo) at Tennessee (9/16)

## 2017 (Jacksonville 16/5, 3/0):

- Compiled 44 total tackles (37 solo), five passes defended and one fumble recovery in 16 games played
- Part of a Jacksonville secondary that ranked first in opponent completion percentage and opponent passing yards per game
- Notched a career-high 10 tackles at Pittsburgh (10/8) in Week 5
- Intercepted QB Tyrod Taylor in his first career playoff game vs. Buffalo (1/7) in 2018 Wild Card Round

## 2016 (Jacksonville 10/4):

- Recorded 22 total tackles (18 solo), two tackles for loss, 1.0 sack and one quarterback hit in 10 games
- Missed the first four games of the season on the Reserve/Suspended by the Commissioner list
- Made his season debut, posting five solo tackles, including one tackle for loss at Chicago (10/16) in Week 6
- Tallied three solo tackles vs. Oakland (10/23) in Week 7
- Started and made two total tackles (one solo) at Tennessee (10/17) in Week 8
- Made seven tackles (five solo) at Kansas City (11/6) in Week 9
- Registered a seven-yard sack vs. Houston (11/13) in Week 10
- Started and recorded two solo tackles before exiting the game with a concussion at Detroit (11/20) in Week 11
- Started before exiting the game with an injury at Houston (12/18) in Week 15

## 2015 (Jacksonville 16/15):

- Started in 15-of-16 games, totaling 73 tackles (60 solo), seven passes defended, six tackles for loss and 4.0 sacks
- His 4.0 sacks are the most by an NFL DB since Roman Harper's 7.5 sacks in 2011 and the most by a Jaguars DB since Aaron Beasley's 5.0 sacks in 2000 (Colvin's 4.0 sacks are the second-most by a Jaguars DB in franchise history)
- Made six total tackles (five solo) vs. Miami (9/20)
- Recorded six tackles (five solo), including two tackles for loss and his first career sack at Indianapolis (10/4)
- Tallied five tackles (five solo) and 1.0 sack at Tampa Bay (10/11)

- Made six tackles (six solo), including a sack-fumble that DE Chris Clemons returned for a touchdown vs. Buffalo (10/25)
- Made eight total tackles (four solo), including one tackle for loss at NYJ (11/8)
- Recorded seven tackles (seven solo), three passes defended and 1.0 sack vs. Tennessee (11/19)
- Made a season-high nine total tackles (five solo) at New Orleans (12/27)

## 2014 (Jacksonville 6/1):

- Saw action in six games as a rookie and totaled 25 tackles (21 solo), two passes defended, two quarterback hits and one fumble recovery
- Placed on the Reserve/Physically Unable to Perform list on Aug. 26 and was activated to 53-man roster on Nov. 11
- Made NFL debut and saw action at CB and on special teams at Indianapolis (11/23)
- Saw extensive action and scored a touchdown on a 41-yard fumble return in the fourth quarter, his first career score vs. NYG (11/30)
- Registered five tackles (four solo) and added one special teams tackle vs. Houston (12/7)
- Posted a career-high seven solo tackles and one pass defended vs. Tennessee (12/18)

## COLLEGE:

- Played four seasons (2010-13) at the University of Oklahoma in Norman, Okla.
- Recorded 234 total tackles (170 solo), 15 tackles for loss, 3.5 sacks, five interceptions, one forced fumble, three fumble recoveries and 23 passes defended in 50 career games (36 starts)
- Started 35 of his last 36 games for the Sooners
- Named a semifinalist for the Thorpe Award as a senior, given to the top defensive back in college football
- Named first-team All-Big 12 by the Associated Press, *San Antonio Express-News* and coaches
- Majored in communications

## PERSONAL:

- Son of Bryant and Lisa Colvin
- Attended Owasso (Okla.) High School
- Recorded 72 tackles, two interceptions, 10 passes defended and five touchdowns as a senior in 2009
- Named first-team All-State by both the *Tulsa World* and *The Oklahoman* as a senior

# TEXANS BIOS

## AARON COLVIN - NFL REGULAR SEASON STATISTICS

		TACKLES										INTERCEPTIONS						FUMBLES			ST					MISC		
DATE	TEAM	GP	GS	TK	S	A	TFL	YDS	SK	YDS	QBH	NO	YDS	LG	TD	PD	FF	FR	YDS	TK	S	A	FF	FR	S	A		
2014	Jaguars	6	1	25	21	4	0	0	0.0	0.0	2	0	0	0	0	2	0	1	41	2	2	0	0	0	0	0		
2015	Jaguars	16	15	73	60	13	6	30	4.0	40.0	4	0	0	0	0	7	1	0	0	0	0	0	0	0	0	0		
2016	Jaguars	10	4	22	18	4	2	8	1.0	7.0	1	0	0	0	0	0	0	0	0	0	0	0	0	0	0	0		
2017	Jaguars	16	5	44	37	7	4	10	0.0	0.0	1	0	0	0	0	5	0	1	0	1	1	0	0	0	0	0		
2018	Texans	2	0	7	4	3	0	0	0.0	0.0	0	0	0	0	0	0	0	0	0	0	0	0	0	0	0	0		
NFL TOTALS		50	25	171	140	31	12	48	5.0	47.0	8	0	0	0	0	14	1	2	41	3	3	0	0	0	0	0		

## AARON COLVIN - NFL POSTSEASON STATISTICS

		TACKLES										INTERCEPTIONS						FUMBLES			ST						MISC	
DATE	TEAM	GP	GS	TK	S	A	TFL	YDS	SK	YDS	QBH	NO	YDS	LG	TD	PD	FF	FR	YDS	TK	S	A	FF	FR	S	A		
2017	Jaguars	3	0	3	2	1	0	0	0.0	0.0	0	1	0	0	0	1	0	0	0	0	0	0	0	0	0	0		
NFL TOTALS		3	0	3	2	1	0	0	0.0	0.0	0	1	0	0	0	1	0	0	0	0	0	0	0	0	0	0		

### SINGLE-GAME HIGHS: DEFENSIVE

<b>Total Tackles</b>	10 at Pittsburgh Steelers, Oct 08, 2017	<b>Fumble Recoveries</b>	1 vs. Los Angeles Rams, Oct 15, 2017
<b>Sacks</b>	1.0 vs. Houston Texans, Nov 13, 2016		...1 more at 1.
	...4 more at 1.0.	<b>Tackles For Loss</b>	2 at Pittsburgh Steelers, Oct 08, 2017
<b>Passes Defensed</b>	3 vs. Tennessee Titans, Nov 19, 2015		...1 more at 2.
<b>Forced Fumbles</b>	1 vs. Buffalo Bills, Oct 25, 2015	<b>Special Teams Tackles</b>	1 vs. Seattle Seahawks, Dec 10, 2017
			...2 more at 1.

### SINGLE-GAME HIGHS - POSTSEASON: DEFENSIVE

<b>Total Tackles</b>	2 at Pittsburgh Steelers, Jan 14, 2018	<b>Interceptions</b>	1 vs. Buffalo Bills, Jan 07, 2018
<b>Passes Defensed</b>	1 vs. Buffalo Bills, Jan 07, 2018		

## 2018 GAME-BY-GAME REGULAR SEASON STATISTICS (TEXANS)

			TACKLES								INTERCEPTIONS					FUMBLES			ST					MISC			
W	DATE	OPPONENT	TK	S	A	SK	YDS	TFL	YDS	QBH	NO	YDS	LG	TD	PD	FF	FR	YDS	TK	S	A	FF	FR	S	A	W/L	SCORE
01	09/09	at Patriots	P	4	2	2	0.0	0.0	0	0	0	0	0	0	0	0	0	0	0	0	0	0	0	0	0	L	20-27
02	09/16	at Titans	P	3	2	1	0.0	0.0	0	0	0	0	0	0	0	0	0	0	0	0	0	0	0	0	0	L	17-20
2018 TOTALS			2-0	7	4	3	0.0	0.0	0	0	0	0	0	0	0	0	0	0	0	0	0	0	0	0	0	0-2	

## 2017 GAME-BY-GAME POSTSEASON STATISTICS (JAGUARS)

				TACKLES								INTERCEPTIONS					FUMBLES			ST						MISC			
W	DATE	OPPONENT		TK	S	A	SK	YDS	TFL	YDS	QBH	NO	YDS	LG	TD	PD	FF	FR	YDS	TK	S	A	FF	FR	S	A	W/L	SCORE	
01	01/07	BILLS	P	1	1	0	0.0	0.0	0	0	0	1	0	0	0	1	0	0	0	0	0	0	0	0	0	0	0	W	10-3
02	01/14	at Steelers	P	2	1	1	0.0	0.0	0	0	0	0	0	0	0	0	0	0	0	0	0	0	0	0	0	0	W	45-42	
03	01/21	at Patriots	P	0	0	0	0.0	0.0	0	0	0	0	0	0	0	0	0	0	0	0	0	0	0	0	0	0	L	20-24	
2017 TOTALS			3-0	3	2	1	0.0	0.0	0	0	0	1	0	0	0	1	0	0	0	0	0	0	0	0	0	0	0	2-1	



# KEKE COUTEE

WIDE RECEIVER

5-11 | 187 | TEXAS TECH

HOMETOWN: LUFKIN, TEXAS | AGE: 21

ROOKIE | 1ST WITH TEXANS | ACQUIRED: D4-'18

CAREER GP/GS: 0/0

TEAMS: HOU 2018



16

**TRANSACTIONS:** Selected by the Houston Texans with the third pick of the fourth round (103rd overall) in the 2018 NFL Draft.

**2018 (Houston 0/0):**

- ✦ Inactive Weeks 1-2

**CAREER AT TEXAS TECH:**

- ✦ Played three seasons (2015-17) at Texas Tech University in Lubbock, Texas
- ✦ Caught 159 passes for 2,424 yards and 17 touchdowns in 38 career games for the Red Raiders

**2017 (Texas Tech):**

- ✦ Hauled in 93 passes for 1,429 yards and 10 touchdowns in 13 games (11 starts)
- ✦ His 1,429 receiving yards on the season ranked second in program history and marked the most ever by a junior at Texas Tech
- ✦ Averaged 109.9 receiving yards per game
- ✦ Led the Big 12 in all-purpose yards per game (135.3) and ranked second for receiving yards, receiving yards per game and receptions per game
- ✦ Set a Texas Tech bowl record with 187 receiving yards against USF in the Birmingham Bowl
- ✦ Named All-Big 12 second team by the conference coaches and

the Associated Press

- ✦ Semifinalist for the Biletnikoff Award and the Earl Campbell Tyler Rose Award

**2016 (Texas Tech):**

- ✦ Recorded 890 receiving yards and seven touchdowns with 55 receptions in 12 games (two starts)
- ✦ Ranked second on the team in receiving yards
- ✦ Amassed 100 yards receiving in four games
- ✦ Caught eight passes for 221 yards receiving and two touchdowns against Baylor (11/25), matching Darrin Moore for the 10th-highest single-game receiving total in school history

**2015 (Texas Tech):**

- ✦ Appeared in all 13 games (two starts) as a true freshman in 2015
- ✦ Only one of three true freshmen wide receivers to see game action
- ✦ Finished the season with 11 receptions for 105 yards

**PERSONAL:**

- ✦ Given name is Key'vantanie Coutee
- ✦ Attended Lufkin High School
- ✦ Earned first team All-District as a sophomore, junior and senior
- ✦ Caught 56 passes for 841 yards as a senior in 2014
- ✦ Also logged nine punt returns for 273 yards (30.3 average) and three touchdowns in 2014

**2018 GAME-BY-GAME REGULAR SEASON STATISTICS (TEXANS)**

W	DATE	OPPONENT	P/S	RECEIVING				RUSHING				TD	W/L	SCORE
				NO	YDS	LG	TD	ATT	YDS	LG	TD			
01	09/09	at Patriots											L	20-27
02	09/16	at Titans											L	17-20
2018 TOTALS			0-0	0	0	0	0	0	0	0	0	0	0-2	





# CHRISTIAN COVINGTON

DEFENSIVE END

6-2 | 310 | RICE

HOMETOWN: VANCOUVER, BC, CANADA | AGE: 24

4TH NFL SEASON | 4TH WITH TEXANS | ACQUIRED: D6B-'15

2018 GP/GS: 1/1 | CAREER GP/GS (POST): 39/8 (3/0)

TEAMS: HOU 2015-18



95

**TRANSACTIONS:** Selected by the Houston Texans with the 40th pick in the sixth round (216th overall) of the 2015 NFL Draft.

## 2018 (Houston 1/1):

- Recorded one total tackle at New England (9/9)
- Inactive Week 2 at Tennessee (9/16)

## 2017 (Houston 7/2):

- Compiled 16 total tackles (10 solo), two quarterback hits, 1.0 sack, one tackle for loss and one forced fumble in seven games played
- Recorded three combined tackles at Cincinnati (9/14)
- Produced three solo tackles and tallied his first sack of the season while forcing the first fumble of his career at New England (9/24)
- Tallied a pair of tackles vs. Tennessee (10/1)
- Made his first start of the season and produced two tackles and one tackle for loss vs. Cleveland (10/15)
- Started his second consecutive game and recorded one solo tackle and one quarterback hit at Seattle (10/29)
- Placed on the Reserve/Injured list on Oct. 31

## 2016 (Houston 16/5, 2/0):

- Posted 26 total tackles (16 solo), two tackles for loss, two quarterback hits, 1.0 sack and one pass defended in 16 games with five starts
- Notched two total tackles at New England (9/22) in Week 3
- Made his first career start and tallied one solo tackle vs. Tennessee (10/2) in Week 4
- Started at left defensive end and finished with a career-high five tackles (three solo) and his first tackle for loss of the season at Minnesota (10/9) in Week 5
- Logged three solo tackles at Jacksonville (11/13) in Week 10
- Started at defensive end and made one solo tackle and logged his first quarterback hit of the season at Green Bay (12/4) in Week 13
- Registered two tackles (one solo) and a quarterback hit at Indianapolis (12/11)
- Tied for second on the team with a career-high five tackles (four solo), while adding his first sack of the season and his first career pass defended at Tennessee (1/1/17) in Week 17
- Made one solo tackle vs. Oakland (1/7/17) in the AFC Wild Card round
- Recorded the first two postseason quarterback hits of his career and assisted on a tackle at New England (1/14/17) in the AFC Divisional round

## 2015 (Houston 15/0, 1/0):

- Compiled eight total tackles (five solo), 2.0 sacks, four quarterback hits and four tackles for loss as a rookie
- Made his NFL debut Week 1 vs. Kansas City (9/13) and played Week 2 at Carolina (9/20)
- Recorded his first career NFL tackle vs. Tampa Bay (9/27)
- Made a tackle for loss vs. Indianapolis (10/8)
- Tallied his first career quarterback hit at Jacksonville (10/18)
- Registered his first career sack when he brought down Bengals QB Andy Dalton for a 6-yard loss in the third quarter at Cincinnati (11/16)
- Inactive in Week 15 at Indianapolis (12/20)

## COLLEGE:

- Played three seasons (2012-14) at Rice University in Houston after redshirting the 2011 campaign
- Chose to enter NFL Draft after an injury-shortened 2014 campaign
- First Rice interior defensive lineman drafted since Cornelius Walker in 1976 (Kansas City, 3rd round, 59th overall selection)
- Saw his 2014 season come to an end after an injury at FIU resulted in knee surgery
- First-team All-C-USA pick by league coaches as well as Dave Campbell's Texas Football's All-Texas College second team in 2013
- Led team with career-high 11.5 tackles for loss among his 59 stops, including 4.0 sacks in 2013
- Named to USA Today's All-Bowl team for his efforts vs. Air Force in the Armed Forces Bowl in 2012
- Completed the 2012 season with 20 quarterback hurries, 43 tackles (25 solo), eight tackles for loss, 5.0 sacks, forced one fumble and one pass breakup
- Led C-USA freshmen and was tied for second nationally among first year players with 5.0 sacks in 2012
- Redshirted in 2011

## PERSONAL:

- Attended Vancouver (B.C., Canada) College Prep
- Provincial Defensive MVP while leading the Fighting Irish to the Provincial Championship and ranked as the top defensive lineman in Canada
- Had 276 total tackles and 38.0 sacks in his high school career
- Father, Grover Covington, is the CFL all-time leader in career sacks with 157.0 and was inducted into the Canadian Football Hall of Fame

# TEXANS BIOS

## CHRISTIAN COVINGTON - NFL REGULAR SEASON STATISTICS

DATE	TEAM	GP	GS	TK	S	A	TACKLES					INTERCEPTIONS					FUMBLES			ST					MISC	
							TFL	YDS	SK	YDS	QBH	NO	YDS	LG	TD	PD	FF	FR	YDS	TK	S	A	FF	FR	S	A
2015	Texans	15	0	8	5	3	4	25	2.0	24.0	4	0	0	0	0	0	0	0	0	0	0	0	0	0	0	0
2016	Texans	16	5	26	16	10	2	5	1.0	2.0	2	0	0	0	0	1	0	0	0	0	0	0	0	0	0	0
2017	Texans	7	2	16	10	6	1	9	1.0	12.0	2	0	0	0	0	0	1	0	0	0	0	0	0	0	0	0
2018	Texans	1	1	1	0	1	0	0	0.0	0.0	0	0	0	0	0	0	0	0	0	0	0	0	0	0	0	0
NFL TOTALS		39	8	51	31	20	7	39	4.0	38.0	8	0	0	0	0	1	1	0	0	0	0	0	0	0	0	0

## CHRISTIAN COVINGTON - NFL POSTSEASON STATISTICS

DATE	TEAM	GP	GS	TK	S	A	TACKLES					INTERCEPTIONS					FUMBLES			ST					MISC	
							TFL	YDS	SK	YDS	QBH	NO	YDS	LG	TD	PD	FF	FR	YDS	TK	S	A	FF	FR	S	A
2015	Texans	1	0	2	0	2	0	0	0.0	0.0	0	0	0	0	0	0	0	0	0	0	0	0	0	0	0	0
2016	Texans	2	0	2	1	1	0	0	0.0	0.0	2	0	0	0	0	0	0	0	0	0	0	0	0	0	0	0
NFL TOTALS		3	0	4	1	3	0	0	0.0	0.0	2	0	0	0	0	0	0	0	0	0	0	0	0	0	0	0

## SINGLE-GAME HIGHS: DEFENSIVE

<b>Total Tackles</b>	5 at Tennessee Titans, Jan 01, 2017 ...1 more at 5.	<b>Forced Fumbles</b>	1 at New England Patriots, Sep 24, 2017
<b>Sacks</b>	1.0 at New England Patriots, Sep 24, 2017 ...3 more at 1.0.	<b>Tackles For Loss</b>	1 vs. Cleveland Browns, Oct 15, 2017 ...6 more at 1.
<b>Passes Defensed</b>	1 at Tennessee Titans, Jan 01, 2017		

## SINGLE-GAME HIGHS - POSTSEASON: DEFENSIVE

<b>Total Tackles</b>	2 vs. Kansas City Chiefs, Jan 09, 2016
----------------------	----------------------------------------

## 2018 GAME-BY-GAME REGULAR SEASON STATISTICS (TEXANS)

				TACKLES								INTERCEPTIONS					FUMBLES			ST					MISC			
W	DATE	OPPONENT		TK	S	A	SK	YDS	TFL	YDS	QBH	NO	YDS	LG	TD	PD	FF	FR	YDS	TK	S	A	FF	FR	S	A	W/L	SCORE
01	09/09	at Patriots	S	1	0	1	0.0	0.0	0	0	0	0	0	0	0	0	0	0	0	0	0	0	0	0	0	0	L	20-27
02	09/16	at Titans		INACTIVE																						L	17-20	
2018 TOTALS		1-1		1	0	1	0.0	0.0	0	0	0	0	0	0	0	0	0	0	0	0	0	0	0	0	0	0	0-2	



# ZACH CUNNINGHAM

INSIDE LINEBACKER

6-3 | 238 | VANDERBILT

HOMETOWN: PINSON, ALA. | AGE: 23

2ND NFL SEASON | 2ND WITH TEXANS | ACQUIRED: D2-'17

2018 GP/GS: 2/2 | CAREER GP/GS: 18/15

TEAMS: HOU 2017-18



41

**TRANSACTIONS:** Selected by the Houston Texans with the 25th pick in the second round (57th overall) of the 2017 NFL Draft.

## 2018 (Houston 2/2):

- Finished tied for the team lead with eight total tackles and one pass defended at New England (9/9)
- Registered a team-high eight total tackles (six solo) and one special teams tackle at Tennessee (9/16)

## 2017 (Houston 16/13):

- Finished second on the team with 82 total tackles (45 solo), six passes defended, five tackles for loss, two quarterback hits, 1.5 sacks and one forced fumble in 16 games played
- Finished tied for second among all NFL rookies in total tackles in 2017 and fourth in franchise history among rookies
- First player in franchise history to record 80 total tackles and eight special teams tackles in a single season
- Recorded four defensive tackles, a pass defended and a special teams stop in his NFL debut vs. Jacksonville (9/10)
- Made his first career start at the MIKE position and recorded four solo stops at Cincinnati (9/14)
- Started his second consecutive game at the MIKE linebacker position and recorded a team-high seven combined tackles at New England (9/24)
- Started his third consecutive game and produced two total tackles vs. Tennessee (10/1)
- Made nine combined tackles and added his first career forced fumble vs. Kansas City (10/8)
- Made his sixth start of the season and produced five total tackles vs. Indianapolis (11/5)
- Started his fifth straight game and produced four total tackles with one special teams tackle vs. Arizona (11/19)
- Appeared in his 11th game of the season and produced four total tackles at Baltimore (11/27)
- Notched four total tackles while producing his first career quarterback hit, first two tackles for loss and first career sack at Tennessee (12/3)
- Posted nine tackles (six solo) and notched a quarterback hit, tackle for loss and 1.0 sack for consecutive weeks for the first time vs. San Francisco (12/10)
- Logged five tackles (four solo) and added one special teams tackle at Jacksonville (12/17)
- Notched 10 total tackles (seven solo), while recording a career-high three passes defended vs. Pittsburgh (12/25)
- Tallied a career-high 11 tackles at Indianapolis (12/31) and

became the second rookie this season to post 10-or-more tackles in consecutive games

## COLLEGE:

- Played three seasons (2014-16) at Vanderbilt University in Nashville, Tenn. after redshirting the 2013 campaign
- Finished his Commodores career ranked third in program history with 39.5 tackles for loss and finished with 295 career tackles
- Earned coaches first-team All-SEC (2015-16)
- Named Associated Press First-Team All-SEC (2015-16)
- Swept first team All-America honors from every prestigious outlet, including Associated Press, Football Writers of America (FWAA), Walter Camp Foundation, American Football Coaches Association (AFCA), ESPN, Sports Illustrated, CBS Sports, The Sporting News and USA Today as a senior in 2016
- Became just the third player in Vanderbilt history to earn first team All-America honors from the Walter Camp Foundation
- Finished the regular season leading the SEC with 125 total tackles (9.6 per game), ranking sixth nationally in 2016
- Played in all 12 games and earning nine starts at inside linebacker as a redshirt sophomore
- Compiled 67 total tackles (37 solo), 1.5 sacks, 6.5 tackles for loss and a forced fumble as a redshirt freshman in 2014
- Redshirted as a true freshman in 2013, participating as a scout team linebacker

## PERSONAL:

- Parents are Fred and Sophie Cunningham
- Attended Pinson (Ala.) Valley High School
- Senior captain and three-year starter at linebacker for the Indians
- Concluded his prep career by receiving Alabama 5A Lineman of the Year and Birmingham News' Lineman of the Year honors after 2012 campaign
- Amassed 448 total tackles during his three-year varsity career
- As a senior in 2012, earned first-team all-state after leading PVHS to an 8-4 record and the second round of the 5A playoffs
- Contributed 194 total tackles, including 41 tackles for loss and 12 sacks along with four blocked punts during the season
- As junior in 2011, earned all-state recognition after registering 152 tackles
- Has four brothers: Frederick, Ethan, Nathan and Zapheth; and two sisters, Gabriel and Danica
- Enjoys playing the guitar
- Majored in economics while attending Vanderbilt



# TEXANS BIOS

## SINGLE-GAME HIGHS: DEFENSIVE

**Total Tackles** 11 at Indianapolis Colts, Dec 31, 2017  
**Sacks** 1.0 at Tennessee Titans, Dec 03, 2017  
**Passes Defensed** 3 vs. Pittsburgh Steelers, Dec 25, 2017

**Forced Fumbles** 1 vs. Kansas City Chiefs, Oct 08, 2017  
**Tackles For Loss** 2 at Tennessee Titans, Dec 03, 2017  
**Special Teams Tackles** 2 at Cincinnati Bengals, Sep 14, 2017

## 2018 GAME-BY-GAME REGULAR SEASON STATISTICS (TEXANS)

				TACKLES							INTERCEPTIONS					FUMBLES			ST					MISC				
W	DATE	OPPONENT		TK	S	A	SK	YDS	TFL	YDS	QBH	NO	YDS	LG	TD	PD	FF	FR	YDS	TK	S	A	FF	FR	S	A	W/L	SCORE
01	09/09	at Patriots	S	7	3	4	0.0	0.0	0	0	0	0	0	0	0	1	0	0	0	0	0	0	0	0	0	0	L	20-27
02	09/16	at Titans	S	8	6	2	0.0	0.0	0	0	0	0	0	0	0	0	0	0	0	1	0	1	0	0	0	0	L	17-20
2018 TOTALS			2-2	15	9	6	0.0	0.0	0	0	0	0	0	0	0	1	0	0	0	1	0	1	0	0	0	0	0-2	



# TREVOR DANIEL

PUNTER

6-1 | 231 | TENNESSEE

HOMETOWN: DICKSON, TENN. | AGE: 23  
 ROOKIE | 1ST WITH TEXANS | ACQUIRED: CFA-'18  
 2018 GP/GS: 2/0 | CAREER GP/GS: 2/0  
 TEAMS: HOU 2018



8

**TRANSACTIONS:** Signed by the Houston Texans as a college free agent on May 11, 2018.

## 2018 (Houston 2/0):

- ✦ Made his NFL debut, punting six times for 230 yards (38.3 avg.) including three punts inside the 20-yard line at New England (9/9)
- ✦ Punted four times for 164 yards (41.0 avg.), including a career-long 53-yard punt at Tennessee (9/16)

## CAREER AT TENNESSEE:

- ✦ Played four seasons (2014-17) at the University of Tennessee in Knoxville, Tenn. after redshirting the 2013 campaign
- ✦ Set a single-season punting average school record in 2017 (47.5)
- ✦ Set a career program record for punting average (45.9)

## 2017 (Tennessee):

- ✦ Ranked fourth nationally and second in the SEC with a 47.5-yard average
- ✦ Also lead the SEC in punts inside the 20 with 22
- ✦ Punted six times in the season opener vs. Georgia Tech (9/4), including a career-long 70-yard punt to match his previous career-long set at South Carolina in 2016

## 2016 (Tennessee):

- ✦ Set new personal bests for punts (70), punting yardage (3,120), fair catches (29), punts inside the 20 (28) and a long punt (70 at South Carolina)
- ✦ Punted six times for 294 yards (49.0 avg) with two inside the 10 and three of 50 or more yards at South Carolina (10/29). Also had a career-long 70-yard punt

- ✦ Against Alabama (10/15), punted a career-high 10 times for a career-high 483 yards, four fair catches, four punts of 50 or more yards, two for 60 yards and three inside the 20-yard line

## 2015 (Tennessee):

- ✦ Ray Guy Award Candidate, awarded to nation's top punter
- ✦ Nominee for Burlsworth Award, presented to nation's most outstanding player who began career as walk-on
- ✦ Former walk-on who earned a scholarship prior to 2015 season
- ✦ Season average of 45.7 yards per punt set new Tennessee record for punt average with a minimum of 50 punts
- ✦ Averaged 45.7 yards per punt, ranking eighth in the nation and second in the SEC
- ✦ In debut, boomed three punts for 47.0 average including a long of 61 yards vs. Bowling Green (9/5)

## 2014 (Tennessee):

- ✦ Did not appear in any games

## 2013 (Tennessee):

- ✦ Redshirted

## PERSONAL:

- ✦ Son of Kimberly and Wade Daniel
- ✦ Majored in Recreation and Sport Management
- ✦ Recipient of First Family Men's Athletic Endowment
- ✦ Coached by Troy Williams at Dickson County High School
- ✦ Named a Prokicker First Team All-American after his senior season
- ✦ Earned all-district accolades in his junior and senior seasons


## SINGLE-GAME HIGHS: PUNTER

**Punts** 6 at New England Patriots, Sep 09, 2018  
**Gross Punting Yards** 230 at New England Patriots, Sep 09, 2018  
**Gross Punting Avg** 41.0 at Tennessee Titans, Sep 16, 2018  
**Net Punting Yards** 230 at New England Patriots, Sep 09, 2018

**Net Punting Avg** 38.3 at New England Patriots, Sep 09, 2018  
**Longest Punts** 53 at Tennessee Titans, Sep 16, 2018  
**Inside the 20** 3 at New England Patriots, Sep 09, 2018

## 2018 GAME-BY-GAME REGULAR SEASON STATISTICS (TEXANS)

W	DATE	OPPONENT	P	PUNTS	BLK	YDS.	AVG.	LG	TB	IN20	OPP. RET.	OPP. YDS.	NET. YDS.	NET. AVG.	W/L	SCORE
01	09/09	at Patriots	P	6	0	230	38.3	48	0	3	1	0	230	38.3	L	20-27
02	09/16	at Titans	P	4	0	164	41.0	53	1	2	1	2	142	35.5	L	17-20
2018 TOTALS			2	10	0	394	39.4	53	1	5	2	2	372	37.2	0-2	



# JULIÉN DAVENPORT

TACKLE

6-7 | 325 | BUCKNELL

HOMETOWN: PAULSBORO, N.J. | AGE: 23

2ND NFL SEASON | 2ND WITH TEXANS | ACQUIRED: D4A-'17

2018 GP/GS: 2/2 | CAREER GP/GS: 13/6

TEAMS: HOU 2017-18



70

**TRANSACTIONS:** Selected by the Houston Texans with the 24th pick in the fourth round (130th overall) of the 2017 NFL Draft.

## 2018 (Houston (2/2):

- Started at left tackle, but later transitioned to right tackle after an injury along the offensive line at New England (9/9). Helped post the second-highest team rushing total (167) in a season opener in franchise history
- Started at right tackle and helped record a second-consecutive game with more than 140 team rushing yards at Tennessee (9/16)

## 2017 (Houston (11/4):

- Started in his first career game played at Cincinnati (9/14)
- Appeared in relief duty vs. Tennessee (10/1) and paved the way for a 173-yard rushing performance, 445 yards of total offense, six offensive touchdowns and a franchise-record 57 points
- Contributed extensively on special teams vs. Kansas City (10/8)
- Appeared in relief duty on the offensive line and on special teams vs. Cleveland (10/15)
- Played on the offensive line and on special teams and helped block for 500-plus yards of offense and 38 points at Seattle (10/29)
- Started at left tackle vs. Indianapolis (11/5)
- Started and paved the way for a season-high 176 rushing yards vs. Pittsburgh (12/25)
- Started at left tackle at Indianapolis (12/31)

## COLLEGE:

- Played four seasons (2013-16) at Bucknell University in Lewisburg, Pa.
- Became the seventh player from Bucknell ever selected in the NFL Draft and first since Sam Havrilak in 1969
- A two-year team captain for the Bison
- The only member of Bucknell's senior class to start all 44 games from 2013-16
- AFCA First Team All-America (2016)
- Associated Press First Team All-America (2016)

- STATS First Team All-America (2016)
- Walter Camp First Team All-America (2016)
- Second-team STATS FCS All-America (2015)
- First-team All-Patriot League (2014-16)
- Second-team All-Patriot League (2013)
- Preseason All-Patriot League (2014-16)
- Started all 11 games at left tackle as a senior in 2016
- Earned 2016 first-team All-America honors from four organizations (AFCA, Associated Press, STATS, Walter Camp) as a senior
- Two-time team captain
- 2016 first-team All-Patriot League selection
- Started all 11 games at left tackle as a junior in 2015
- 2015 first-team All-Patriot League selection
- Became the first Bison offensive lineman to be named first-team All-Patriot League in back-to-back years since Lucas Carlaw in 1998 and 1999
- Anchored the left tackle spot in all 11 games for the Bison as a sophomore in 2014
- Earned first-team All-Patriot League honors as a sophomore in 2014
- Earned starting spot at left tackle during preseason camp and started all 11 games as a true freshman in 2013
- Named second-team All-Patriot League as a true freshman in 2013

## PERSONAL:

- Attended Paulsboro (N.J.) High School
- A captain and all-conference selection in both football and basketball for the Red Raiders
- Named an All-South Jersey selection in football and All-Group 1 selection in basketball
- Son of Anthony Davenport and Leslie Showell
- Has five siblings: Ernest, Anthony, Kim, Katirah and Nyla
- Cousin, Michael Kidd-Gilchrist, was a member of Kentucky's 2012 NCAA Champion men's basketball team and currently plays in the NBA
- Native of Camden, N.J.
- Majored in political science while attending Bucknell



# TEXANS BIOS

## 2018 GAME-BY-GAME REGULAR SEASON STATISTICS (TEXANS)

W	DATE	OPPONENT	P/S		W/L	SCORE
01	09/09	at Patriots	S		L	20-27
02	09/16	at Titans	S		L	17-20
2018 TOTALS			2-2		0-2	



# BRANDON DUNN

NOSE TACKLE

6-2 | 310 | LOUISVILLE

HOMETOWN: LOUISVILLE, KY. | AGE: 26

3RD NFL SEASON | 3RD WITH TEXANS | ACQUIRED: FA-'15

2018 GP/GS: 2/1 | CAREER GP/GS (POST): 35/9 (1/0)

TEAMS: CHI 2014-15; HOU 2015-18



92

**TRANSACTIONS:** Signed by the Chicago Bears as a college free agent on May 11, 2014...Waived by the Bears on Aug. 30, 2014...Signed to the Bears practice squad on Sept. 1, 2014...Signed to the Bears active roster on Nov. 26, 2014...Waived by the Bears on Sept. 5, 2015...Signed to the Bears practice squad on Sept. 8, 2015...Signed to the Bears active roster on Sept. 19, 2015...Waived by the Bears on Oct. 3, 2015...Signed to the Bears practice squad on Oct. 6, 2015...Signed to the Houston Texans active roster on Oct. 13, 2015...Waived by the Texans on Sept. 3, 2016...Signed to the Texans practice squad on Sept. 5, 2016...Signed to the Texans active roster on Oct. 5, 2016...Waived by the Texans on Oct. 13, 2016...Signed to the Texans practice squad on Oct. 15...Signed to the Texans active roster on Oct. 19, 2016...Waived by the Texans on Nov. 26, 2016...Signed to the Texans practice squad on Nov. 29, 2016...Signed by the Texans on Jan. 16, 2017.

## 2018 (Houston 2/1):

- Notched three total tackles (two solo) in the season opener at New England (9/9)
- Started at nose tackle and recorded a career-high five total tackles (three solo), including one tackle for loss

## 2017 (Houston 16/8):

- Recorded 26 total tackles (17 solo), three tackles for loss, two quarterback hits and one fumble recovery in a career-high 16 games played
- Tied a career high with three total tackles and notched the first tackle for loss of his career vs. Jacksonville (9/10)
- Recorded two assisted tackles and the first fumble recovery of his career vs. Tennessee (10/1)
- Made one tackle and recorded the first quarterback hit of his career vs. Cleveland (10/15)
- Started his first career game at nose tackle at Seattle (10/29)
- Started his second-consecutive game and recorded three total tackles and a quarterback hit vs. Indianapolis (11/5)
- Made one tackle in his fourth consecutive start vs. Arizona (11/19)
- Finished with a career-high four total tackles and had multiple tackles for loss in a game for the first time in his career at Baltimore (11/27)
- Posted two solo stops while making his fifth start of the season vs. San Francisco (12/10)
- Produced three total tackles at Jacksonville (12/17)
- Tied his career high of four total tackles (two solo) at Indianapolis (12/31)

## 2016 (Houston 2/0, 0/0):

- Spent Weeks 1-4, Week 6, Weeks 13-17 and the postseason on the Texans practice squad
- Inactive for Week 5 at Minnesota (10/9)
- Was active for the first time and contributed the first three solo tackles of his season at Denver (10/24) in Week 7
- Inactive for Week 8 vs. Detroit (10/30)
- Played but did not record any statistics at Jacksonville (11/13) in Week 10
- Inactive for Week 11 at Oakland (11/21)

## 2015 (Chicago 1/0; Houston 11/0, 1/0):

- Played in a combined total of 12 games for Chicago and Houston and recorded nine total tackles, including five solo stops
- Played in one game for Chicago where he recorded two total tackles (one solo) vs. Arizona (9/20)
- Signed to the Texans active roster on Oct. 13
- Played in his first game for the Texans at Jacksonville (10/18)
- Notched two total tackles at Buffalo (12/6)
- Registered one solo tackle in the AFC Wild Card Game vs. Kansas City (1/9/16)

## 2014 (Chicago 3/0):

- Made his NFL debut against Detroit (11/27)
- Made one solo tackle and had one pass defended vs. Detroit (12/21)

## COLLEGE:

- Played four seasons (2010-13) at the University of Louisville (Ky.)
- Played in 49 games for the Cardinals, starting 30
- Recorded career totals of 101 tackles, 3.0 sacks, two fumble recoveries and two passes defended

## PERSONAL:

- Attended Pleasure Ridge Park High School in Louisville, Ky.
- Three-year starter and team captain for the Panthers
- Named the team's Most Valuable Player and best offensive lineman in 2009
- Also named the team's top defensive lineman in 2008
- Recorded 65 total tackles and 16.0 sacks as a senior, including 30 solo tackles
- Recorded 50 total tackles and 16.0 sacks his junior year

# TEXANS BIOS

## BRANDON DUNN - NFL REGULAR SEASON STATISTICS

DATE	TEAM	GP	GS	TK	S	A	TACKLES				QBH	INTERCEPTIONS					FUMBLES			ST					MISC	
							TFL	YDS	SK	YDS		NO	YDS	LG	TD	PD	FF	FR	YDS	TK	S	A	FF	FR	S	A
2014	Bears	3	0	1	1	0	0	0	0.0	0.0	0	0	0	0	0	1	0	0	0	0	0	0	0	0	0	0
2015	Bears	1	0	2	1	1	0	0	0.0	0.0	0	0	0	0	0	0	0	0	0	0	0	0	0	0	0	0
2015	Texans	11	0	7	4	3	0	0	0.0	0.0	0	0	0	0	0	0	0	0	0	0	0	0	0	0	0	0
2016	Texans	2	0	3	3	0	0	0	0.0	0.0	0	0	0	0	0	0	0	0	0	0	0	0	0	0	0	0
2017	Texans	16	8	26	17	9	3	5	0.0	0.0	2	0	0	0	0	0	0	1	0	0	0	0	0	0	0	0
2018	Texans	2	1	8	5	3	1	3	0.0	0.0	0	0	0	0	0	0	0	0	0	0	0	0	0	0	0	0
NFL TOTALS		35	9	47	31	16	4	8	0.0	0.0	2	0	0	0	0	1	0	1	0	0	0	0	0	0	0	0

## BRANDON DUNN - NFL POSTSEASON STATISTICS

DATE	TEAM	GP	GS	TK	S	A	TACKLES				QBH	INTERCEPTIONS					FUMBLES			ST					MISC	
							TFL	YDS	SK	YDS		NO	YDS	LG	TD	PD	FF	FR	YDS	TK	S	A	FF	FR	S	A
2015	Texans	1	0	1	1	0	0	0	0.0	0.0	0	0	0	0	0	0	0	0	0	0	0	0	0	0	0	0
NFL TOTALS		1	0	1	1	0	0	0	0.0	0.0	0	0	0	0	0	0	0	0	0	0	0	0	0	0	0	0

### SINGLE-GAME HIGHS: DEFENSIVE

Total Tackles	5 at Tennessee Titans, Sep 16, 2018	Fumble Recoveries	1 vs. Tennessee Titans, Oct 01, 2017
Passes Defensed	1 vs. Detroit Lions, Dec 21, 2014	Tackles For Loss	2 at Baltimore Ravens, Nov 27, 2017

### SINGLE-GAME HIGHS - POSTSEASON: DEFENSIVE

Total Tackles	1 vs. Kansas City Chiefs, Jan 09, 2016
---------------	----------------------------------------

## 2018 GAME-BY-GAME REGULAR SEASON STATISTICS (TEXANS)

W	DATE	OPPONENT	P	TK	S	A	TACKLES				QBH	INTERCEPTIONS					FUMBLES			ST					MISC		W/L	SCORE
							SK	YDS	TFL	YDS		NO	YDS	LG	TD	PD	FF	FR	YDS	TK	S	A	FF	FR	S	A		
01	09/09	at Patriots	P	3	2	1	0.0	0.0	0	0	0	0	0	0	0	0	0	0	0	0	0	0	0	0	0	0	L	20-27
02	09/16	at Titans	S	5	3	2	0.0	0.0	1	3	0	0	0	0	0	0	0	0	0	0	0	0	0	0	0	0	L	17-20
2018 TOTALS				2-1	8	5	3	0.0	0.0	1	3	0	0	0	0	0	0	0	0	0	0	0	0	0	0	0	0-2	





# DUKE EJIOFOR

OUTSIDE LINEBACKER

6-4 | 255 | WAKE FOREST

HOMETOWN: HOUSTON, TEXAS | AGE: 23

ROOKIE | 1ST WITH TEXANS | ACQUIRED: D6A-'18

2018 GP/GS: 1/0 | CAREER GP/GS: 1/0

TEAMS: HOU 2018



53

**TRANSACTIONS:** Selected by the Houston Texans with the third pick of the sixth round (177th overall) in the 2018 NFL Draft.

## 2018 (Houston 1/0):

- ✦ Inactive Week 1 at New England (9/9)
- ✦ Recorded three total tackles (two solo) and brought down Titans QB Blaine Gabbert for his first career sack in his NFL debut at Tennessee (9/16)

## CAREER AT WAKE FOREST:

- ✦ Played four seasons (2014-17) at Wake Forest University in Winston-Salem, N.C. after redshirting the 2013 campaign
- ✦ Compiled 128 total tackles (76 solo), 23.5 sacks, 41 tackles for loss, six pass breakups, two forced fumbles, two fumble recoveries and an interception in 42 career games played (31 starts)
- ✦ Ranks third in program history in career sacks and sixth in career tackles for loss

## 2017 (Wake Forest):

- ✦ Earned second team All-ACC honors
- ✦ Led the Demon Deacons in sacks (6.5), tackles for loss (16.5) and quarterback hurries (nine)
- ✦ Ranked third in the ACC in tackles for loss and eighth in sacks in 2017
- ✦ Recorded 43 total tackles on the season

## 2016 (Wake Forest):

- ✦ Was a consensus third-team All-ACC selection as a junior
- ✦ Named third team by the Atlantic Coast Sports Media Association, Associated Press and Phil Steele
- ✦ Nominee for the Bednarik Award
- ✦ Led Wake Forest with 10.5 sacks and was second on the team with 17 tackles for loss
- ✦ Finished the year fourth in the ACC in sacks
- ✦ Finished eighth in the ACC in tackles for loss with 17

- ✦ Tied for the league lead with 8.5 sacks against ACC opponents
- ✦ Set the school record for sacks by a junior with 10.5, breaking the previous mark of 10.0
- ✦ Finished fifth on the team with 50 total tackles
- ✦ Tied for the team lead with four quarterback hurries
- ✦ Earned ACC Defensive Lineman of the Week after posting a career-best seven tackles, 3.0 sacks, four tackles for loss, two forced fumbles, a fumble recovery and two quarterback hurries at Duke (9/10)

## 2015 (Wake Forest):

- ✦ Missed the first five games of the season while recovering from a preseason injury
- ✦ Led the team with 4.5 sacks on the year
- ✦ Recorded a sack in four of the seven games he played
- ✦ Was ninth on the team with 28 total tackles

## 2014 (Wake Forest):

- ✦ Made one tackle in his first college game at ULM (8/28) as a redshirt freshman
- ✦ Recorded 12 total tackles and 2.0 sacks on the season
- ✦ Notched a season-best four solo tackles vs. Florida State (10/4)
- ✦ Had sacks in consecutive weeks vs. Louisville (9/27) and Florida State (10/4)
- ✦ Missed the final two games of the season with an injury

## 2013 (Wake Forest):

- ✦ Redshirted

## PERSONAL:

- ✦ Son of Dr. Samuel and Franca Ejiofor
- ✦ Attended Alief Taylor High School in Houston
- ✦ Honorable mention All-Greater Houston selection
- ✦ Recorded 47 total tackles, 15 tackles for loss, 8.0 sacks and six pass breakups as a senior
- ✦ Also lettered in track for Alief Taylor
- ✦ Graduated with a degree in sociology

## SINGLE-GAME HIGHS: DEFENSIVE

**Total Tackles** 3 at Tennessee Titans, Sep 16, 2018  
**Sacks** 1.0 at Tennessee Titans, Sep 16, 2018

**Tackles For Loss** 1 at Tennessee Titans, Sep 16, 2018

# TEXANS BIOS

## 2018 GAME-BY-GAME REGULAR SEASON STATISTICS (TEXANS)

W	DATE	OPPONENT	TACKLES							INTERCEPTIONS					FUMBLES			ST					MISC		W/L	SCORE
			TK	S	A	SK	YDS	TFL	YDS	QBH	NO	YDS	LG	TD	PD	FF	FR	YDS	TK	S	A	FF	FR	S	A	
01	09/09	at Patriots																							L	20-27
02	09/16	at Titans	P	3	2	1	1.0	8.0	1	8	1	0	0	0	0	0	0	0	0	0	0	0	0	0	L	17-20
2018 TOTALS			1-0	3	2	1	1.0	8.0	1	8	1	0	0	0	0	0	0	0	0	0	0	0	0	0	0-2	



# BRUCE ELLINGTON

WIDE RECEIVER

5-9 | 195 | SOUTH CAROLINA

HOMETOWN: MONCK'S CORNER, S.C. | AGE: 27

5TH NFL SEASON | 2ND WITH TEXANS | ACQUIRED: FA-'17

2018 GP/GS: 2/1 | CAREER GP/GS: 39/7

TEAMS: SF 2014-15; HOU 2017-18



12

**TRANSACTIONS:** Selected by the San Francisco 49ers with the sixth pick in the fourth round (106th overall) of the 2014 NFL Draft...Waived by the 49ers on Aug. 3, 2017...Claimed off waivers by the New York Jets on Aug. 4, 2017...Waived by the Jets on Aug. 7, 2017...Signed by the Houston Texans on Aug. 11, 2017.

## 2018 (Houston 2/1):

- ✦ Hauled in four passes for 37 yards (9.3 avg.), including a five-yard touchdown from QB Deshaun Watson late in the fourth quarter to bring the Texans within one score at New England (9/9)
- ✦ Caught three passes for 45 yards (15.0 avg.) at Tennessee (9/16)

## 2017 (Houston 11/6):

- ✦ Set single-season career highs in receptions (29), receiving yards (330) and tied his career high in touchdowns (two) in 11 games
- ✦ Started his first career game and caught four passes for 59 yards with a 29-yard touchdown reception at New England (9/24)
- ✦ Started his second consecutive game and caught three passes for 44 yards, including a season-long 35-yard gain, and added one rush for 13 yards, totaling 57 yards of offense vs. Tennessee (10/1)
- ✦ Started his third-consecutive game and hauled in two passes for 30 yards vs. Kansas City (10/8)
- ✦ Totaled three receptions for 22 yards vs. Indianapolis (11/5)
- ✦ Notched four receptions for 41 yards and one touchdown at the Los Angeles Rams (11/12)
- ✦ Produced career highs in both receptions (six) and receiving yards (63) while adding five rushing yards and nine punt return yards vs. Arizona (11/19)

## 2016 (San Francisco 0/0):

- ✦ Placed on the Reserve/Injured list on Aug. 30

## 2015 (San Francisco 13/0):

- ✦ Appeared in 13 games and caught 13 passes for 153 yards on the season
- ✦ Notched season-totals of 19 punt returns for 137 yards and had 26 kickoff returns for 665 yards
- ✦ Recorded a career-long 40-yard kickoff return at Chicago (12/6)

- ✦ Ran back a punt for a career-long 36-yards at Cleveland (12/13)
- ✦ Registered 40 receiving yards at Detroit (12/27)

## 2014 (San Francisco 13/0):

- ✦ Played in 13 games and caught six passes for 62 yards with two touchdowns while adding six rushing attempts for 28 yards and one score on the ground
- ✦ Returned 23 punts for 188 yards and 24 kickoffs for 614 yards on the season
- ✦ Recorded his first career touchdown on a 20-yard reception at Denver (10/19)
- ✦ Produced an eight-yard touchdown reception and added a one-yard touchdown run vs. SD (12/20)

## COLLEGE:

- ✦ Played three seasons (2011-13) at the University of South Carolina in Columbia, S.C.
- ✦ Recorded career statistics of 106 receptions for 1,685 yards and 16 touchdowns
- ✦ Added 43 career kickoff returns for 977 yards, averaging 22.7 yards per return
- ✦ Led the team with 49 receptions for 775 yards and eight touchdowns in 2013
- ✦ Named first-team All-SEC and was an Academic All-SEC selection as a junior
- ✦ Originally committed to South Carolina on a basketball scholarship, playing in 80 games with 66 starts while averaging 11.2 points per game over four seasons
- ✦ Started all 30 basketball games as a freshman en route to earning All-SEC Freshman Team honors
- ✦ Joined the football team prior to his sophomore year and played three seasons as both a football and basketball player

## PERSONAL:

- ✦ Attended Berkeley High School in Moncks Corner, S.C.
- ✦ Led his high school to the Division II-AAAA state championship in 2009 as a quarterback, recording 191 rushing yards and four scores in the state title game win
- ✦ Consensus four-star recruit as a basketball player, ranking as the No. 56 overall prospect and the No. 12 point guard in the country by Scout.com as a senior
- ✦ Cousin of RB Andre Ellington
- ✦ Has one brother, Ashley



# TEXANS BIOS

## BRUCE ELLINGTON - NFL REGULAR SEASON STATISTICS

DATE TEAM	GP	GS	RECEIVING					RUSHING				
			NO.	YDS	AVG	LG	TD	NO.	YDS.	AVG.	LG	TD
2014 49ers	13	0	6	62	10.3	20t	2	6	28	4.7	15	1
2015 49ers	13	0	13	153	11.8	44	0	1	7	7.0	7	0
2017 Texans	11	6	29	330	11.4	35	2	3	17	5.7	13	0
2018 Texans	2	1	7	82	11.7	23	1	0	0	0.0	0	0
<b>NFL TOTALS</b>	<b>39</b>	<b>7</b>	<b>55</b>	<b>627</b>	<b>11.4</b>	<b>44</b>	<b>5</b>	<b>10</b>	<b>52</b>	<b>5.2</b>	<b>15</b>	<b>1</b>

## BRUCE ELLINGTON - NFL REGULAR SEASON RETURN STATISTICS

DATE TEAM	RET.	KICKOFF RETURNS					PUNT RETURNS				
		YDS.	AVG.	LG	TD	NO.	FC	YDS	AVG	LG	TD
2014 49ers	24	614	25.6	38	0	23	12	188	8.2	23	0
2015 49ers	26	665	25.6	40	0	19	17	137	7.2	36	0
2017 Texans	0	0	0.0	0	0	5	4	47	9.4	21	0
2018 Texans	0	0	0.0	0	0	0	0	0	0.0	0	0
<b>NFL TOTALS</b>	<b>50</b>	<b>1,279</b>	<b>25.6</b>	<b>40</b>	<b>0</b>	<b>47</b>	<b>33</b>	<b>372</b>	<b>7.9</b>	<b>36</b>	<b>0</b>

## SINGLE-GAME HIGHS: RUSHING/RECEIVING

**Rush Attempts** 3 vs. Los Angeles Chargers, Dec 20, 2014  
**Rushing Yards** 15 vs. Philadelphia Eagles, Sep 28, 2014  
**Longest Runs** 15 vs. Philadelphia Eagles, Sep 28, 2014  
**Rushing TDs** 1 vs. Los Angeles Chargers, Dec 20, 2014  
**Receptions** 6 vs. Arizona Cardinals, Nov 19, 2017  
**Receiving Yards** 63 vs. Arizona Cardinals, Nov 19, 2017  
**Longest Receptions** 44 vs. Los Angeles Rams, Jan 03, 2016  
**Receiving TDs** 1 at New England Patriots, Sep 09, 2018  
 ...4 more at 1.  
**All-purpose yards** 125 vs. Los Angeles Chargers, Dec 20, 2014

**Kickoff Returns** 4 at Chicago Bears, Dec 06, 2015  
 ...3 more at 4.  
**Kickoff Return Yards** 108 vs. Kansas City Chiefs, Oct 05, 2014  
**Longest Kickoff Return** 40 at Chicago Bears, Dec 06, 2015  
**Fair Catches** 5 vs. Atlanta Falcons, Nov 08, 2015  
**Punt Return Yards** 40 vs. Cincinnati Bengals, Dec 20, 2015  
**Longest Punt Return** 36 at Cleveland Browns, Dec 13, 2015  
**Punt Returns** 6 vs. Cincinnati Bengals, Dec 20, 2015  
**Special Teams Tackles** 1 vs. Atlanta Falcons, Nov 08, 2015  
**Most TDs** 2 vs. Los Angeles Chargers, Dec 20, 2014

## 2018 GAME-BY-GAME REGULAR SEASON STATISTICS (TEXANS)

W DATE	OPPONENT	P/S	RECEIVING				RUSHING				TD	W/L	SCORE
			NO	YDS	LG	TD	ATT	YDS	LG				
01 09/09	at Patriots	S	4	37	14	1	0	0	0	0	0	L	20-27
02 09/16	at Titans	P	3	45	23	0	0	0	0	0	0	L	17-20
<b>2018 TOTALS</b>	<b>2-1</b>		<b>7</b>	<b>82</b>	<b>23</b>	<b>1</b>	<b>0</b>	<b>0</b>	<b>0</b>	<b>0</b>	<b>0</b>	<b>0-2</b>	



# TYLER ERVIN

RUNNING BACK

5-10 | 182 | SAN JOSE STATE

HOMETOWN: SAN BERNARDINO, CALIF. | AGE: 24

3RD NFL SEASON | 3RD WITH TEXANS | ACQUIRED: 04-'16

2018 GP/GS: 2/0 | CAREER GP/GS (POST): 18/0 (2/0)

TEAMS: HOU 2016-18



21

**TRANSACTIONS:** Selected by the Houston Texans with the 21st pick in the fourth round (119th overall) of the 2016 NFL Draft.

## 2018 (Houston 2/0):

- Set franchise records for most kickoff return yards (156) and highest kickoff return average (31.2) in a season opener among players with multiple returns. Also, returned two punts for 20 yards (10.0 avg.) and caught one pass for 12 yards at New England (9/9)
- Returned four punts for 25 yards (6.3 avg.) at Tennessee (9/16)

## 2017 (Houston 4/0):

- Compiled 12 yards rushing on four carries and caught eight passes for 38 yards in four games played
- Also returned eight punts for 60 yards, averaging 7.5 yards per return and returned five kickoffs for 93 yards
- Recorded career highs with three rushing attempts, eight rushing yards, four receptions, 18 receiving yards and 26 yards of offense vs. Jacksonville (9/10)
- Placed on the Reserve/Injured list on Oct. 4

## 2016 (Houston 12/0, 2/0):

- Finished eighth in the NFL and third in the AFC in punt return average (9.7) among qualified players
- Made his NFL debut as the primary punt and kick returner in the season opener vs. Chicago (9/11)
- Returned three kickoffs for 73 yards, averaging 24.3 yards per return and returned three punts for 29 yards vs. Chicago (9/11)
- Racked up 110 total all-purpose yards on offense (eight yards) and special teams (102 yards) vs. Chicago (9/11)
- Returned one kickoff for 28 yards and two punts for 17 yards, including a 16-yard return, vs. Tennessee (10/2) in Week 4
- Finished with two kickoff returns for 53 yards, including a Texans season-long 33-yard return, and two punt returns for 33 yards at Minnesota (10/9) in Week 5
- Notched two punt returns for 23 yards, including a 17-yard return in overtime that sparked the Texans' game-winning drive, vs. Indianapolis (10/16) in Week 6
- Matched a season high with four punt returns for 32 yards (8.0 avg.), including a 15-yard long, vs. Detroit (10/30)
- Logged a career-long 57-yard punt return to the Jaguars' 7-yard line in the third quarter, which led to a touchdown on the following play, at Jacksonville (11/13) in Week 10
- Inactive for Weeks 12-14 with an injury

- Active but did not play in Week 15 vs. Jacksonville (12/18)
- Returned four punts for 32 yards (8.0 avg.) vs. Cincinnati (12/24) in Week 16
- Logged one kick return for 14 yards and four punt returns for 37 yards, including a Texans postseason-long 16-yard return, vs. Oakland (1/7/17) in the AFC Wild Card round

## COLLEGE:

- Played four seasons (2011-12; 14-15) at San Jose (Calif.) State University
- Redshirted the 2013 campaign due to injury
- Received Athlon Sports Second-Team All-America, SI.com honorable mention All-America and two all-conference honors during his career
- Played running back, slot receiver, return specialist, cornerback and special teams defender for the Spartans
- Scored touchdowns rushing, receiving, on kickoff returns and on punt returns during his college career
- 47 games played and 24 starts
- San Jose State career record holder for all-purpose yardage (6,146), kickoff return yardage (2,374), kickoffs returned (101), kickoff returns for a touchdown (three) and combined punt and kickoffs returned for touchdowns (five), most touchdowns of 80 yards or more (six) and most touchdowns of 70 yards or more (eight)
- Shares the school single-season record for kickoff returns for a touchdown (two)
- Second on the school's list for career rushing yardage (2,803)
- Honored in 2012 and 2015 on National Student-Athlete Day by the National Consortium for Academics & Sports

## PERSONAL:

- A two-time, first-team, all-purpose, All-C.I.F. back from Colton (Calif.) High School
- An All-C.I.F. defensive back after compiling 24 pass breakups and two interceptions in 2009
- A 2010 All-C.I.F. running back who rushed for 2,848 yards, averaged 7.3 yards carry and scored 26 touchdowns in two seasons
- Return specialist who averaged 11.5 yards per punt return and 25.6 yards per kickoff return
- Majored in communication studies
- Studied to earn his California real estate license in February 2016

# TEXANS BIOS

## TYLER ERVIN - NFL REGULAR SEASON STATISTICS

DATE TEAM	GP	GS	RUSHING					RECEIVING				
			NO.	YDS.	AVG.	LG	TD	NO.	YDS	AVG	LG	TD
2016 Texans	12	0	1	3	3.0	3	0	3	18	6.0	9	0
2017 Texans	4	0	4	12	3.0	6	0	8	38	4.8	7	0
2018 Texans	2	0	0	0	0.0	0	0	1	12	12.0	12	0
<b>NFL TOTALS</b>	<b>18</b>	<b>0</b>	<b>5</b>	<b>15</b>	<b>3.0</b>	<b>6</b>	<b>0</b>	<b>12</b>	<b>68</b>	<b>5.7</b>	<b>12</b>	<b>0</b>

## TYLER ERVIN - NFL POSTSEASON STATISTICS

DATE TEAM	GP	GS	RUSHING					RECEIVING				
			NO.	YDS.	AVG.	LG	TD	NO.	YDS	AVG	LG	TD
2016 Texans	2	0	0	0	0.0	0	0	0	0	0.0	0	0
<b>NFL TOTALS</b>	<b>2</b>	<b>0</b>	<b>0</b>	<b>0</b>	<b>0.0</b>	<b>0</b>	<b>0</b>	<b>0</b>	<b>0</b>	<b>0.0</b>	<b>0</b>	<b>0</b>

## TYLER ERVIN - NFL REGULAR SEASON RETURN STATISTICS

DATE TEAM	RET.	KICKOFF RETURNS				PUNT RETURNS				LG	TD
		YDS.	AVG.	LG	TD	NO.	FC	YDS	AVG		
2016 Texans	14	263	18.8	33	0	27	23	261	9.7	57	0
2017 Texans	5	93	18.6	24	0	8	4	60	7.5	21	0
2018 Texans	5	156	31.2	36	0	6	1	45	7.5	11	0
<b>NFL TOTALS</b>	<b>24</b>	<b>512</b>	<b>21.3</b>	<b>36</b>	<b>0</b>	<b>41</b>	<b>28</b>	<b>366</b>	<b>8.9</b>	<b>57</b>	<b>0</b>

## TYLER ERVIN - NFL POSTSEASON RETURN STATISTICS

DATE TEAM	RET.	KICKOFF RETURNS				PUNT RETURNS				LG	TD
		YDS.	AVG.	LG	TD	NO.	FC	YDS	AVG		
2016 Texans	1	14	14.0	14	0	4	2	23	5.8	16	0
<b>NFL TOTALS</b>	<b>1</b>	<b>14</b>	<b>14.0</b>	<b>14</b>	<b>0</b>	<b>4</b>	<b>2</b>	<b>23</b>	<b>5.8</b>	<b>16</b>	<b>0</b>

## SINGLE-GAME HIGHS: RUSHING/RECEIVING

<b>Rush Attempts</b>	3 vs. Jacksonville Jaguars, Sep 10, 2017	<b>Kickoff Return Yards</b>	156 at New England Patriots, Sep 09, 2018
<b>Rushing Yards</b>	8 vs. Jacksonville Jaguars, Sep 10, 2017	<b>Longest Kickoff Return</b>	36 at New England Patriots, Sep 09, 2018
<b>Longest Runs</b>	6 vs. Jacksonville Jaguars, Sep 10, 2017	<b>Fair Catches</b>	5 at New England Patriots, Sep 22, 2016
<b>Receptions</b>	4 vs. Jacksonville Jaguars, Sep 10, 2017	<b>Punt Return Yards</b>	57 at Jacksonville Jaguars, Nov 13, 2016
<b>Receiving Yards</b>	18 vs. Jacksonville Jaguars, Sep 10, 2017	<b>Longest Punt Return</b>	57 at Jacksonville Jaguars, Nov 13, 2016
<b>Longest Receptions</b>	12 at New England Patriots, Sep 09, 2018	<b>Punt Returns</b>	4 at Tennessee Titans, Sep 16, 2018
<b>All-purpose yards</b>	188 at New England Patriots, Sep 09, 2018		...3 more at 4.
<b>Kickoff Returns</b>	5 at New England Patriots, Sep 09, 2018	<b>Special Teams Tackles</b>	1 at New England Patriots, Sep 24, 2017
			...3 more at 1.

## SINGLE-GAME HIGHS - POSTSEASON: RUSHING/RECEIVING

<b>All-purpose yards</b>	37 vs. Oakland Raiders, Jan 07, 2017	<b>Fair Catches</b>	1 at New England Patriots, Jan 14, 2017
<b>Kickoff Returns</b>	1 vs. Oakland Raiders, Jan 07, 2017		...1 more at 1.
<b>Kickoff Return Yards</b>	14 vs. Oakland Raiders, Jan 07, 2017	<b>Punt Return Yards</b>	23 vs. Oakland Raiders, Jan 07, 2017
<b>Longest Kickoff Return</b>	14 vs. Oakland Raiders, Jan 07, 2017	<b>Longest Punt Return</b>	16 vs. Oakland Raiders, Jan 07, 2017
		<b>Punt Returns</b>	4 vs. Oakland Raiders, Jan 07, 2017

## 2018 GAME-BY-GAME REGULAR SEASON STATISTICS (TEXANS)

W DATE	OPPONENT	P/S	KICKOFF RETURNS					PUNT RETURNS					W/L	SCORE
			RET	YDS	AVG	LG	TD	NO	FC	YDS	AVG	LG		
01 09/09	at Patriots	P	5	156	31.2	36	0	2	1	20	10.0	11	0 L	20-27
02 09/16	at Titans	P	0	0	0.0	0	0	4	0	25	6.3	11	0 L	17-20
<b>2018 TOTALS</b>	<b>2-0</b>		<b>5</b>	<b>156</b>	<b>31.2</b>	<b>36</b>	<b>0</b>	<b>6</b>	<b>1</b>	<b>45</b>	<b>7.5</b>	<b>11</b>	<b>0 0-2</b>	





# KA'IMI FAIRBAIRN

KICKER

6-0 | 183 | UCLA

HOMETOWN: KAILUA, HAWAII | AGE: 24

3RD NFL SEASON | 3RD WITH TEXANS | ACQUIRED: CFA-'16

2018 GP/GS: 2/0 | CAREER GP/GS: 18/0

TEAMS: HOU 2016-18



7

**TRANSACTIONS:** Signed by the Houston Texans as a college free agent on May 5, 2016.

## 2018 (Houston 2/0):

- ✦ Connected on both field goal attempts, two extra points and recorded touchbacks on four of his five kickoffs at New England (9/9)
- ✦ Scored five total points on one made field goal and two made extra point attempts at Tennessee (9/16)

## 2017 (Houston 16/0):

- ✦ Made 11 straight field goal attempts to start the 2017 season, the most consecutive field goals made to start a Texans career in franchise history
- ✦ Recorded 49 touchbacks, which is a single-season franchise record and tied for the seventh-most touchbacks in the NFL in 2017
- ✦ Produced 92 points, which is the most by a first-year player in Texans history and the third-most by a rookie in 2017
- ✦ Added one extra point while recording touchbacks on both his kicks in his NFL debut vs. Jacksonville (9/10)
- ✦ Attempted and made his first two career field goals while accounting for over half of the team's points at Cincinnati (9/14)
- ✦ Converted all four field goals and three extra point attempts to produce 15 points at New England (9/24).
- ✦ Tallied three field goal conversions and six extra points to produce 15 total points of offense for the second consecutive week vs. Tennessee (10/1)
- ✦ Converted his tenth-consecutive field goal attempt and recorded touchbacks on all six of his kickoffs vs. Cleveland (10/15)
- ✦ Extended his franchise record by converting his 11th straight kick to start his Texans career at Seattle (10/29)
- ✦ Converted both extra point attempts and produced two touchbacks on kickoffs vs. Indianapolis (11/5)
- ✦ Made all four extra point attempts, added one field goal and booted two kickoffs for touchbacks vs. Arizona (11/19)
- ✦ Scored 10 total points on three made field goal attempts and one extra point conversion at Baltimore (11/27)
- ✦ Converted two field goal attempts, added one point after attempt and recorded touchbacks on all four kickoffs at Tennessee (12/3)
- ✦ Connected on a career-long 55-yard field goal and added an extra point vs. San Francisco (12/10)
- ✦ Launched a 52-yard field goal, converted on another kick and added on successfully extra point try at Indianapolis (12/31)

## 2016 (Houston 0/0, 0/0):

- ✦ Placed on the Reserve/Injured List on Aug. 30

## COLLEGE:

- ✦ Played four seasons (2012-15) at the University of California, Los Angeles
- ✦ Lou Groza Award winner in 2015
- ✦ Became the all-time leading scorer for the Pac-12 Conference and UCLA during the 2015 season
- ✦ A consensus first-team All-America selection (AP, FWAA, AFCA, Walter Camp, SI.com) following his senior season
- ✦ Finished his career by connecting on 41 straight field goal attempts from 35 yards and in
- ✦ Tied a UCLA record by connecting on a 60-yard field goal in 2015
- ✦ Handled all of the Bruins' placekicking chores in his four seasons with the program
- ✦ Added kickoff duty in years two, three and four
- ✦ First Bruin to score more than 100 points in four straight seasons

## PERSONAL:

- ✦ Full name is John Christian Ka'iminoeauloameka'ikeokekumupa'a Fairbairn
- ✦ Attended Punahou School in Honolulu
- ✦ Name is pronounced Ka'imi (Kuh-EE-me) Fairbairn (Fair-Bairn)
- ✦ Two-star recruit according to Rivals.com and Scout.com
- ✦ As a senior, put 95 percent of his kickoffs into the end zone, and hit 13-of-18 field goal tries, including one from 55 yards
- ✦ Named first-team all-state as a senior and junior and to the All-ILH Division Team
- ✦ Earned second-team all-state honors as a sophomore
- ✦ Three-year winner of the Special Team MVP Award
- ✦ Also played soccer (central defender) for coach Dave Trifonovitch
- ✦ Named first-team all-state as a senior and junior for the two-time state champs
- ✦ ILH Defensive Player of the Year his last two seasons.
- ✦ Born in Kailua, Hawaii
- ✦ Parents are John and Rochelle Fairbairn
- ✦ Has one younger brother, Kona, and one younger sister, Kiara
- ✦ Earned a spot on the UCLA Athletic Director's Honor Roll in Fall 2012, Spring 2015
- ✦ Hobbies include playing golf

# TEXANS BIOS

## KA'IMI FAIRBAIRN - NFL REGULAR SEASON STATISTICS

DATE TEAM	GP	FGM	FGA	PCT.	LG	XP	XPA	PCT.	BLK	PTS
2016 Texans	0	0	0	0.0	0	0	0	0.0	0	0
2017 Texans	16	20	25	80.0	55	32	35	91.4	0	92
2018 Texans	2	3	4	75.0	42	4	4	100.0	0	13
<b>NFL TOTALS</b>	<b>18</b>	<b>23</b>	<b>29</b>	<b>79.3</b>	<b>55</b>	<b>36</b>	<b>39</b>	<b>92.3</b>	<b>0</b>	<b>105</b>

## REGULAR SEASON FIELD-GOAL ACCURACY

DATE TEAM	1-19	PCT.	20-29	PCT.	30-39	PCT.	40-49	PCT.	50+	PCT.
2016 Texans	0-0	0.0	0-0	0.0	0-0	0.0	0-0	0.0	0-0	0.0
2017 Texans	0-0	0.0	3-4	75.0	8-10	80.0	6-7	85.7	3-4	75.0
2018 Texans	0-0	0.0	0-0	0.0	2-2	100.0	1-1	100.0	0-1	0.0
<b>NFL TOTALS</b>	<b>0-0</b>	<b>0.0</b>	<b>3-4</b>	<b>75.0</b>	<b>10-12</b>	<b>83.3</b>	<b>7-8</b>	<b>87.5</b>	<b>3-5</b>	<b>60.0</b>

## SINGLE-GAME HIGHS: KICKER

<b>Field Goals Made</b>	4 at New England Patriots, Sep 24, 2017	<b>PAT Attempts</b>	7 vs. Tennessee Titans, Oct 01, 2017
<b>Field Goal Attempts</b>	4 at Tennessee Titans, Dec 03, 2017 ...1 more at 4.	<b>Points</b>	15 vs. Tennessee Titans, Oct 01, 2017 ...1 more at 15.
<b>Longest Field Goals Made</b>	55 vs. San Francisco 49ers, Dec 10, 2017	<b>Special Teams Tackles</b>	1 vs. Tennessee Titans, Oct 01, 2017
<b>PATs Made</b>	6 vs. Tennessee Titans, Oct 01, 2017		

## 2018 GAME-BY-GAME REGULAR SEASON STATISTICS (TEXANS)

W	DATE	OPPONENT	P	FIELD GOALS				EXTRA POINTS				PTS	W/L	SCORE
				FGM	FGA	PCT	LG	XP	XPA	PCT	BLK			
01	09/09	at Patriots	P	2	2	100.0	42	2	2	100.0	0	8	L	20-27
02	09/16	at Titans	P	1	2	50.0	34	2	2	100.0	0	5	L	17-20
<b>2018 TOTALS</b>				<b>2</b>	<b>3</b>	<b>4</b>	<b>75.0</b>	<b>4</b>	<b>4</b>	<b>100.0</b>	<b>0</b>	<b>13</b>	<b>0-2</b>	



# WILL FULLER V

WIDE RECEIVER

6-0 | 184 | NOTRE DAME

HOMETOWN: PHILADELPHIA, PA. | AGE: 24

3RD NFL SEASON | 3RD WITH TEXANS | ACQUIRED: D1-'16

2018 GP/GS: 1/1 | CAREER GP/GS (POST): 25/24 (2/2)

TEAMS: HOU 2016-18



15

**TRANSACTIONS:** Selected by the Houston Texans with the 21st pick in the first round (21st overall) of the 2016 NFL Draft.

## 2018 (Houston 1/1):

- ✦ Inactive Week 1 at New England (9/9)
- ✦ Recorded a team-high 113 receiving yards on eight receptions (14.1 avg.) and one touchdown at Tennessee (9/16), extending his streak to 25 consecutive games with a reception to start his career, which is the third-longest streak in franchise history to start a career

## 2017 (Houston 10/10):

- ✦ Despite only playing 10 games, compiled 423 yards receiving on 28 receptions and set a single-season career high with seven receiving touchdowns
- ✦ Tied for 19th in the NFL in receiving touchdowns and was the only player in the top-30 of receiving touchdowns with fewer than 11 games played
- ✦ Scored a touchdown on seven of his first 11 receptions of the season. Since 1991, no player in the NFL has reached seven receiving touchdowns on fewer receptions in a season
- ✦ Led the NFL with three games of two-or-more receiving touchdowns
- ✦ Became the fourth player in team history with a touchdown reception in four straight games, joining WR DeAndre Hopkins (2017), RB Arian Foster (2014) and WR Andre Johnson (2007, 2010-11)
- ✦ Made his season debut vs. Tennessee (10/1) and recorded four receptions for 35 yards and two touchdowns. This marked his first multi-touchdown reception game and he topped 50 career receptions during the game
- ✦ Finished with two receptions for 57 yards and two touchdowns while recording a 49-yard punt return vs. Kansas City (10/8)
- ✦ Caught two passes for 62 yards and a game-long 39-yard touchdown pass vs. Cleveland (10/15), extending his touchdown streak to three games
- ✦ Hauled in five passes for a career-high 125 yards and two touchdowns at Seattle (10/29). On his first 11 receptions of the season, seven went for touchdowns, making Fuller V the first player since 1991 to accomplish the feat.

## 2016 (Houston 14/13, 2/2):

- ✦ Finished third in the NFL among rookie wideouts with 635 receiving yards and sixth with 47 receptions
- ✦ With 635 receiving yards this season, passed Jabar Gaffney (483 in 2002) for the third-most receiving yards by a rookie in Texans

history

- ✦ With 47 receptions in 2016, tied Domanick Williams (47 in 2003) for the fourth-most receptions by a rookie in Texans history
- ✦ Only the second rookie in NFL history to record 300 scrimmage yards and a return touchdown in the first four games of a season, and first since 49ers RB Hugh McElhenny in 1952
- ✦ Among Texans rookies through their first four career games, Fuller tied for the most touchdowns (two) and ranked second in receiving yards (323) and third in receptions (19)
- ✦ Became the first Texans rookie to return a punt for a touchdown and was the first player in Texans history to record a receiving touchdown and a punt return touchdown in the same game vs. Tennessee (10/2). He was also the fourth NFL rookie in the past 15 years to accomplish the feat, joining WR Tavon Austin, WR T.Y. Hilton and WR Dez Bryant
- ✦ Caught five passes for a team-leading 107 yards and a touchdown in his first career NFL game vs. Chicago (9/11)
- ✦ Became the first rookie first-round draft choice with 100 receiving yards in a season opener since Steelers WR Louis Lipps vs. Kansas City (9/2/84)
- ✦ Finished second on the team with four receptions for 104 yards, averaging 26.0 yards per catch, vs. Kansas City (9/18)
- ✦ Became the first rookie in Texans history to open a season with two 100-yard receiving games
- ✦ Led the team with seven receptions for 81 yards and a touchdown, and also scored a touchdown on his first career punt return, a 67-yard score, vs. Tennessee (10/2)
- ✦ Active but did not play in Week 6 vs. Indianapolis (10/16) with an injury
- ✦ Caught four passes for 22 yards and logged his first career kickoff return for 19 yards at Denver (10/24) in Week 7
- ✦ Inactive for Week 10 at Jacksonville (11/13) with an injury
- ✦ Tied for second on the team with four receptions for 60 yards, including a long of 33 yards, and returned three punts for 27 yards vs. San Diego (11/27) in Week 12
- ✦ Registered five receptions for a team-leading 59 yards and a 16-yard punt return at Green Bay (12/4) in Week 13
- ✦ Logged four receptions for 42 yards and his first career rushing attempt, a three-yard loss, in addition to returning four punts for 38 yards and one kickoff return for 12 yards vs. Jacksonville (12/18) in Week 15
- ✦ Caught four passes for 37 yards vs. Oakland in the AFC Wild Card round, setting the franchise rookie mark for postseason receptions in a game and was the second-most receiving yards by a Texans rookie in a postseason game
- ✦ Registered three receptions for 16 yards at New England (1/14/17) in the AFC Divisional round and passed DeVier Posey



## TEXANS BIOS

(47 in 2012) for the most receiving yards by a rookie in Texans postseason history (53)

### COLLEGE:

- ✦ Played three seasons (2013-15) at the University of Notre Dame in South Bend, Ind.
- ✦ Had 144 catches for 2,512 receiving yards and 30 touchdowns in his Fighting Irish career
- ✦ Named an Associated Press Second-Team All-American and Biletnikoff Award Semifinalist following his senior season in which he compiled 62 catches, 1,258 receiving yards and 14 receiving touchdowns
- ✦ Ranked third in the FBS with 15 touchdown catches as a junior in 2014
- ✦ Became the fourth player in school history with a pair of touchdown receptions of 72 yards or longer in a single season (Nick Eddy, 1964, Tim Brown, 1986, and Golden Tate, 2009)
- ✦ Averaged 17.4 yards per reception and 64.4 yards per game
- ✦ Finished second to Michael Floyd (37) for most receiving touchdowns in school history
- ✦ Played in 2013 Pinstripe Bowl, 2014 Music City Bowl and 2016 Fiesta Bowl

### PERSONAL:

- ✦ Attended Roman Catholic High School in Philadelphia
- ✦ First-team receiver on 2012 Pennsylvania Sports Writers AAAA

All-State football team

- ✦ Named as a receiver to Philadelphia Daily News All-City squad for 2012
- ✦ First-team receiver on Philadelphia Inquirer All-Southeastern Pennsylvania team
- ✦ Named MVP of Philadelphia Catholic League 4A
- ✦ Made 57 receptions in 2012 for 932 yards and eight touchdowns in 2012
- ✦ Had 10 catches for 232 yards and two touchdowns in a 2012 win over Cardinal O'Hara
- ✦ Also played cornerback
- ✦ Honorable mention Pennsylvania all-state pick as a junior
- ✦ Grabbed 46 receptions in 2011 for 758 yards and 10 touchdowns on an 8-3 Roman Catholic team
- ✦ All Catholic League 4A pick in 2011 as both a receiver and defensive back
- ✦ A first-team all-city selection as a sophomore in 2010 by *Philadelphia Daily News*
- ✦ Caught 39 passes for 650 yards and nine touchdowns in 2010
- ✦ Chosen for Semper Fidelis All-American Bowl and played for East squad
- ✦ Played for coach Joe McCort
- ✦ Son of Bill Fuller and Megan Mitchell
- ✦ Enrolled in the College of Arts and Letters, majoring in Africana studies

### WILL FULLER V - NFL REGULAR SEASON STATISTICS

DATE TEAM	GP	GS	RECEIVING					RUSHING				
			NO.	YDS	AVG	LG	TD	NO.	YDS.	AVG.	LG	TD
2016 Texans	14	13	47	635	13.5	53	2	1	-3	-3.0	-3	0
2017 Texans	10	10	28	423	15.1	59t	7	2	9	4.5	5	0
2018 Texans	1	1	8	113	14.1	39t	1	0	0	0.0	0	0
<b>NFL TOTALS</b>	<b>25</b>	<b>24</b>	<b>83</b>	<b>1,171</b>	<b>14.1</b>	<b>59t</b>	<b>10</b>	<b>3</b>	<b>6</b>	<b>2.0</b>	<b>5</b>	<b>0</b>

### WILL FULLER V - NFL POSTSEASON STATISTICS

DATE TEAM	GP	GS	RECEIVING					RUSHING				
			NO.	YDS	AVG	LG	TD	NO.	YDS.	AVG.	LG	TD
2016 Texans	2	2	7	53	7.6	19	0	0	0	0.0	0	0
<b>NFL TOTALS</b>	<b>2</b>	<b>2</b>	<b>7</b>	<b>53</b>	<b>7.6</b>	<b>19</b>	<b>0</b>	<b>0</b>	<b>0</b>	<b>0.0</b>	<b>0</b>	<b>0</b>

### WILL FULLER V - NFL REGULAR SEASON RETURN STATISTICS

DATE TEAM	RET.	KICKOFF RETURNS				PUNT RETURNS					
		YDS.	AVG.	LG	TD	NO.	FC	YDS	AVG	LG	TD
2016 Texans	2	31	15.5	19	0	11	6	165	15.0	67t	1
2017 Texans	0	0	0.0	0	0	9	6	135	15.0	49	0
2018 Texans	0	0	0.0	0	0	0	0	0	0.0	0	0
<b>NFL TOTALS</b>	<b>2</b>	<b>31</b>	<b>15.5</b>	<b>19</b>	<b>0</b>	<b>20</b>	<b>12</b>	<b>300</b>	<b>15.0</b>	<b>67t</b>	<b>1</b>

### WILL FULLER V - NFL POSTSEASON RETURN STATISTICS

DATE TEAM	RET.	KICKOFF RETURNS				PUNT RETURNS					
		YDS.	AVG.	LG	TD	NO.	FC	YDS	AVG	LG	TD
2016 Texans	1	12	12.0	12	0	2	1	34	17.0	18	0
<b>NFL TOTALS</b>	<b>1</b>	<b>12</b>	<b>12.0</b>	<b>12</b>	<b>0</b>	<b>2</b>	<b>1</b>	<b>34</b>	<b>17.0</b>	<b>18</b>	<b>0</b>

# TEXANS BIOS

## SINGLE-GAME HIGHS: RUSHING/RECEIVING

<b>Rush Attempts</b>	1 vs. Kansas City Chiefs, Oct 08, 2017 ...2 more at 1.
<b>Rushing Yards</b>	5 vs. Kansas City Chiefs, Oct 08, 2017
<b>Longest Runs</b>	5 vs. Kansas City Chiefs, Oct 08, 2017
<b>Receptions</b>	8 at Tennessee Titans, Sep 16, 2018
<b>Receiving Yards</b>	125 at Seattle Seahawks, Oct 29, 2017
<b>Longest Receptions</b>	59t at Seattle Seahawks, Oct 29, 2017
<b>Receiving TDs</b>	2 at Seattle Seahawks, Oct 29, 2017 ...2 more at 2.
<b>All-purpose yards</b>	152 at Seattle Seahawks, Oct 29, 2017
<b>Kickoff Returns</b>	1 vs. Jacksonville Jaguars, Dec 18, 2016 ...1 more at 1.

<b>Kickoff Return Yards</b>	19 at Denver Broncos, Oct 24, 2016
<b>Longest Kickoff Return</b>	19 at Denver Broncos, Oct 24, 2016
<b>Fair Catches</b>	2 at Jacksonville Jaguars, Dec 17, 2017 ...1 more at 2.
<b>Punt Return Yards</b>	67 vs. Tennessee Titans, Oct 02, 2016
<b>Longest Punt Return</b>	67t vs. Tennessee Titans, Oct 02, 2016
<b>Punt Returns</b>	4 vs. Jacksonville Jaguars, Dec 18, 2016
<b>Punt Return TDs</b>	1 vs. Tennessee Titans, Oct 02, 2016
<b>Most TDs</b>	2 at Seattle Seahawks, Oct 29, 2017 ...3 more at 2.

## SINGLE-GAME HIGHS - POSTSEASON: RUSHING/RECEIVING

<b>Receptions</b>	4 vs. Oakland Raiders, Jan 07, 2017
<b>Receiving Yards</b>	37 vs. Oakland Raiders, Jan 07, 2017
<b>Longest Receptions</b>	19 vs. Oakland Raiders, Jan 07, 2017 ...1 more at 19.
<b>All-purpose yards</b>	62 at New England Patriots, Jan 14, 2017
<b>Kickoff Returns</b>	1 at New England Patriots, Jan 14, 2017
<b>Kickoff Return Yards</b>	12 at New England Patriots, Jan 14, 2017

<b>Longest Kickoff Return</b>	12 at New England Patriots, Jan 14, 2017
<b>Fair Catches</b>	1 at New England Patriots, Jan 14, 2017
<b>Punt Return Yards</b>	34 at New England Patriots, Jan 14, 2017
<b>Longest Punt Return</b>	18 at New England Patriots, Jan 14, 2017
<b>Punt Returns</b>	2 at New England Patriots, Jan 14, 2017

## 100-YARD RECEIVING GAMES (4): REGULAR SEASON

DATE	TEAM	NO.	YDS.	AVG.	LG	TD
09/11/16	BEARS	5	107	21.4	35	1
09/18/16	CHIEFS	4	104	26.0	53	0
10/29/17	at Seahawks	5	125	25.0	59t	2
09/16/18	at Titans	8	113	14.1	39t	1

## 2018 GAME-BY-GAME REGULAR SEASON STATISTICS (TEXANS)

2018 GAME BY GAME REGULAR SEASON STATISTICS (TEAM)															
W	DATE	OPPONENT	P/S	RECEIVING				ATT	RUSHING				W/L	SCORE	
				NO	YDS	LG	TD		YDS	LG	TD				
01	09/09	at Patriots						INACTIVE						L	20-27
02	09/16	at Titans	S	8	113	39t	1	0	0	0	0	0	L	17-20	
2018 TOTALS			1-1	8	113	39t	1	0	0	0	0	0	0-2		



# ZACH FULTON

CENTER/GUARD

6-5 | 321 | TENNESSEE

HOMETOWN: HOMEWOOD, ILL. | AGE: 26

5TH NFL SEASON | 1ST WITH TEXANS | ACQUIRED: UFA-'18 (KC)

2018 GP/GS: 2/2 | CAREER GP/GS (POST): 65/48 (4/4)

TEAMS: KC 2014-17; HOU 2018



73

**TRANSACTIONS:** Selected by the Kansas City Chiefs with the 17th pick in the sixth round (193rd overall) of the 2014 NFL Draft...Signed by the Houston Texans as an unrestricted free agent on March 15, 2018.

## 2018 (Houston 2/2):

- Started at right guard in his Texans debut at New England (9/9) and helped post the second-highest team rushing total (167) in a season opener in franchise history
- Started at right guard and helped record a second-consecutive game with more than 140 team rushing yards at Tennessee (9/16)

## 2017 (Kansas City 15/12, 1/1):

- Played in 15 games, starting eight games at center, three games at left guard and one at right guard
- Was part of an offensive unit that ranked first in the NFL in rushing yards per play and ninth in rushing yards per game
- In his first start of the season at center, helped pave the way for Chiefs RB Kareem Hunt's 172-yard rushing performance at Los Angeles (9/24) in Week 3
- Started at center in AFC Wild Card Playoff vs. Tennessee (1/6/18)

## 2016 (Kansas City 16/12, 1/1):

- Appeared in all 16 games, starting 12 games at left guard

## 2015 (Kansas City 16/6, 2/2):

- Appeared in all 16 games

- Started at right guard at Cincinnati (10/4) in Week 4, vs. Chicago (10/11) in Week 5 and at Minnesota (10/18) in Week 6
- Started at center at Oakland (12/6) in Week 13
- Started at left guard vs. San Diego (12/13) in Week 14 and at Baltimore (12/20) in Week 15
- Started at center in his postseason debut and helped pave the way for 141 yards on the ground at Houston in the AFC Wild Card Playoff (1/9/16)

## 2014 (Kansas City 16/16):

- Started all 16 games at right guard during his rookie campaign
- Was the first Chiefs sixth round selection to start Week 1 since CB Steve Taylor in 1976
- Was the only rookie to start in the club's opening game of 2014

## COLLEGE:

- Played four seasons (2010-13) at the University of Tennessee in Knoxville, Tenn.
- Saw action in 47 games and made 40 starts during his collegiate career
- Started 40 of his last 42 games at right guard for the Volunteers
- Earned SEC Offensive Lineman of the Week (9/3/12)

## PERSONAL:

- Full name is Zachery Quinn Fulton
- Son of Glen and Alma Fulton
- Attended Homewood-Flossmoor High School
- Selected to PrepStar Magazine's All-Region team and was named all-conference as a senior in 2009

## ZACH FULTON - NFL REGULAR SEASON STATISTICS

DATE	TEAM	GP	GS
2014	Chiefs	16	16
2015	Chiefs	16	6
2016	Chiefs	16	12
2017	Chiefs	15	12
2018	Texans	2	2
NFL TOTALS		65	48



## TEXANS BIOS

### ZACH FULTON - NFL POSTSEASON STATISTICS

DATE	TEAM	GP	GS
------	------	----	----

2015	Chiefs	2	2
------	--------	---	---

2016	Chiefs	1	1
------	--------	---	---


2017	Chiefs	1	1
------	--------	---	---

NFL		4	4
-----	--	---	---

TOTALS			
--------	--	--	--

### 2018 GAME-BY-GAME REGULAR SEASON STATISTICS (TEXANS)

W	DATE	OPPONENT	P/S	W/L	SCORE
01	09/09	at Patriots	S	L	20-27
02	09/16	at Titans	S	L	17-20
2018 TOTALS			2-2	0-2	



# RYAN GRIFFIN

TIGHT END

6-6 | 264 | CONNECTICUT

HOMETOWN: LONDONDERRY, N.H. | AGE: 28

6TH NFL SEASON | 6TH WITH TEXANS | ACQUIRED: D6D-'13

2018 GP/GS: 2/2 | CAREER GP/GS (POST): 65/27 (3/2)

TEAMS: HOU 2013-18



84

**TRANSACTIONS:** Selected by the Houston Texans with the 33rd pick in the sixth round (201st overall) in the 2013 NFL Draft...Re-signed with the Texans on March 13, 2017.

## 2018 (Houston 2/2):

- Started at tight end at New England (9/9) and helped post the second-highest team rushing total (167) in a season opener in franchise history
- Caught one pass for 19 yards at Tennessee (9/16)

## 2017 (Houston 7/6):

- Hauled in 13 passes for 158 yards and one touchdown in seven games played
- Started his 20th career game vs. Jacksonville (9/10)
- Caught five passes, including his 100th career reception, for 61 yards and a touchdown at New England (9/24)
- Named a team captain before the game and caught two passes for 13 yards vs. Tennessee (10/1)
- Caught three passes for 52 yards vs. Cleveland (10/15), passing Billy Miller (108) for the 10th-most receptions in team history and second-most receptions by a tight end in Texans history and passed Billy Miller (1,146) for the 11th-most receiving yards in team history and third-most receiving yards by a tight end in Texans history
- Placed on the Reserve/Injured list on Nov. 10

## 2016 (Houston 16/5, 2/1):

- Caught 50 passes for 442 yards and two touchdowns in 16 games played
- Part of a Texans TE corps that improved by NFL bests of 102 targets, 74 receptions and 4.6 receptions per game over its 2015 totals and finished with second-best increases of 646 receiving yards and 40.4 receiving yards per game
- Hauled in two passes for 17 yards, including a crucial third-down conversion in the fourth quarter, vs. Chicago (9/11)
- Caught one pass for five yards vs. Kansas City (9/18)
- Led the team and set a single-game career high with eight receptions for 52 yards at New England (9/22)
- Totaled three receptions for 54 yards vs. Tennessee (10/2) in Week 4
- Caught a career-long 45-yard pass from QB Brock Osweiler in the first quarter vs. Tennessee (10/2), marking the third-longest reception by a tight end in Texans history
- Made his first start of the season and caught two passes for eight yards at Minnesota (10/9) in Week 5
- Grabbed three passes for 34 yards, including a 23-yard

reception, vs. Detroit (10/30) in Week 8

- Scored his first touchdown of the season and fifth of his career on a 1-yard pass from QB Brock Osweiler in the first quarter at Jacksonville (11/13) in Week 10
- Logged three receptions for 32 yards and set a single-season career high in receiving yards (253), surpassing his previous best of 251 yards in 2015, at Oakland (11/21) in Week 11
- Tied for second on the team with four receptions for 36 yards vs. San Diego (11/27) in Week 12
- Finished with four receptions for 35 yards and scored on a six-yard touchdown pass from QB Brock Osweiler on 4th-and-goal at Green Bay (12/4) in Week 13
- Set a single-game career high with 85 receiving yards and tied his personal-best with eight receptions vs. Jacksonville (12/18) in Week 15
- Matched his postseason totals from 2015 with three receptions for 29 yards vs. Oakland (1/7/17) in the AFC Wild Card round

## 2015 (Houston 9/4, 1/1):

- Played in nine games (four starts) and tallied 20 receptions for 251 yards and two touchdowns
- Started and made one catch for 18 yards vs. Kansas City (9/13)
- Spent Weeks 2-9 on the Reserve/Injured-Designated for Return list
- Played and started his first game since the season opener and caught three passes for 36 yards, which was the team's second-highest total at Cincinnati (11/16)
- Had four catches for a season-high 72 yards and a touchdown vs. New Orleans (11/29). Caught his first touchdown of the season and third of his career on a 10-yard pass from QB Brian Hoyer on the opening possession of the game. Posted a season-long 36-yard reception in the third quarter
- Finished with three catches for 29 yards and a touchdown at Buffalo (12/6). Caught an eight-yard touchdown pass in the first quarter, his second of the season. The score marked his second straight game with a touchdown (12/6)
- Started the AFC Wild Card Game vs. Kansas City (1/9/16) and caught three passes for 29 yards

## 2014 (Houston 16/2):

- Played in 16 games with two starts and had 10 catches for 91 yards and a touchdown
- Caught an 8-yard touchdown pass from QB Ryan Fitzpatrick on the Texans' opening drive vs. Tennessee (11/30) in Week 13. It was his first touchdown of the season and second of his career
- Made a season-long 25-yard catch at Jacksonville (12/7) in Week

## TEXANS BIOS

14

- Had two catches in his first start of the year at Indianapolis (12/14)
- Had a season-high three catches and matched a season high with 25 yards vs. Baltimore (12/21) in Week 16
- Started vs. Jacksonville (12/28) in Week 17 and made one catch for eight yards

### 2013 (Houston 15/8):

- Hauled in 19 passes for 244 yards and one touchdown as a rookie
- Recorded the first two receptions of his career for 18 yards (9.0 avg.) vs. St. Louis (10/13)
- Made his first career start and saw action on special teams at Kansas City (10/20)
- Caught the first touchdown reception of his career on a two-yard pass at Arizona (11/10)
- Inactive due to a concussion vs. Oakland (11/17) in Week 11
- Caught a 37-yard pass in his return to action vs. Jacksonville (11/24) in Week 12
- Recorded a team-high six receptions for 62 yards at Indianapolis (12/15)
- Caught five passes for 66 yards, including a 40-yard reception vs. Denver (12/22) in Week 16

### COLLEGE:

- Played four seasons (2009-12) at the University of Connecticut in Storrs, Conn. after redshirting the 2008 campaign
- Two-time second-team All-Big East selection
- Ranked second among tight ends in the Connecticut record books with 10 receiving touchdowns and 116 career receptions
- Played in the Raycom College Football All-Star Classic
- Caught 29 passes for 484 yards and a career-high six touchdown receptions and was named second-team All-Big East for the second straight season as a senior in 2012
- Second-team All-Big East selection as a junior and had three receiving touchdowns and a two-point conversion for 20 points in 2011
- Played in all 13 games and started eight as a sophomore
- Saw action in 11 games (10 starts) as a freshman, including the Papajohns.com Bowl vs. South Carolina (1/2/10)
- Redshirted in 2008
- Majored in communications science

### PERSONAL:

- Attended Londonberry (N.H.) High School
- Named first-team all-state by the Nashua Union-Leader and Varsity Magazine
- Carried the ball 95 times for 749 yards and was a team captain as a senior

### RYAN GRIFFIN - NFL REGULAR SEASON STATISTICS

DATE TEAM	GP	GS	RECEIVING						RUSHING				
			NO.	YDS	AVG	LG	TD		NO.	YDS.	AVG.	LG	TD
2013 Texans	15	8	19	244	12.8	40	1		0	0	0.0	0	0
2014 Texans	16	2	10	91	9.1	25	1		0	0	0.0	0	0
2015 Texans	9	4	20	251	12.6	37	2		0	0	0.0	0	0
2016 Texans	16	5	50	442	8.8	45	2		0	0	0.0	0	0
2017 Texans	7	6	13	158	12.2	35	1		0	0	0.0	0	0
2018 Texans	2	2	1	19	19.0	19	0		0	0	0.0	0	0
<b>NFL TOTALS</b>	<b>65</b>	<b>27</b>	<b>113</b>	<b>1,205</b>	<b>10.7</b>	<b>45</b>	<b>7</b>		<b>0</b>	<b>0</b>	<b>0.0</b>	<b>0</b>	<b>0</b>

### RYAN GRIFFIN - NFL POSTSEASON STATISTICS

DATE TEAM	GP	GS	RECEIVING						RUSHING				
			NO.	YDS	AVG	LG	TD		NO.	YDS.	AVG.	LG	TD
2015 Texans	1	1	3	29	9.7	15	0		0	0	0.0	0	0
2016 Texans	2	1	3	29	9.7	13	0		0	0	0.0	0	0
<b>NFL TOTALS</b>	<b>3</b>	<b>2</b>	<b>6</b>	<b>58</b>	<b>9.7</b>	<b>15</b>	<b>0</b>		<b>0</b>	<b>0</b>	<b>0.0</b>	<b>0</b>	<b>0</b>

### SINGLE-GAME HIGHS: RUSHING/RECEIVING

**Receptions** 8 vs. Jacksonville Jaguars, Dec 18, 2016  
...1 more at 8.

**Receiving Yards** 85 vs. Jacksonville Jaguars, Dec 18, 2016

**Longest Receptions** 45 vs. Tennessee Titans, Oct 02, 2016

**Receiving TDs** 1 at New England Patriots, Sep 24, 2017  
...6 more at 1.

**All-purpose yards** 85 vs. Jacksonville Jaguars, Dec 18, 2016

**Special Teams Tackles** 1 vs. Indianapolis Colts, Oct 09, 2014  
...3 more at 1.

**Most TDs** 1 at New England Patriots, Sep 24, 2017  
...6 more at 1.



# TEXANS BIOS

## SINGLE-GAME HIGHS - POSTSEASON: RUSHING/RECEIVING

<b>Receptions</b>	3 vs. Oakland Raiders, Jan 07, 2017 ...1 more at 3.	<b>Longest Receptions</b>	15 vs. Kansas City Chiefs, Jan 09, 2016
<b>Receiving Yards</b>	29 vs. Oakland Raiders, Jan 07, 2017 ...1 more at 29.	<b>All-purpose yards</b>	29 vs. Oakland Raiders, Jan 07, 2017 ...1 more at 29.

## 2018 GAME-BY-GAME REGULAR SEASON STATISTICS (TEXANS)

W	DATE	OPPONENT	P/S	RECEIVING				RUSHING				W/L	SCORE
				NO	YDS	LG	TD	ATT	YDS	LG	TD		
01	09/09	at Patriots	S	0	0	0	0	0	0	0	0	L	20-27
02	09/16	at Titans	S	1	19	19	0	0	0	0	0	L	17-20
<b>2018 TOTALS</b>			<b>2-2</b>	<b>1</b>	<b>19</b>	<b>19</b>	<b>0</b>	<b>0</b>	<b>0</b>	<b>0</b>	<b>0</b>	<b>0-2</b>	



# JOEL HEATH

DEFENSIVE END

6-6 | 302 | MICHIGAN STATE

HOMETOWN: CINCINNATI, OHIO | AGE: 25

3RD NFL SEASON | 3RD WITH TEXANS | ACQUIRED: CFA-'16

2018 GP/GS: 1/0 | CAREER GP/GS (POST): 26/15 (2/0)

TEAMS: HOU 2016-18



93

**TRANSACTIONS:** Signed by the Houston Texans as a college free agent on May 5, 2016.

## 2018 (Houston 1/0):

- ✦ Inactive Week 1 at New England (9/9)
- ✦ Made his season debut as a reserve defensive lineman at Tennessee (9/16)

## 2017 (Houston 13/9):

- ✦ Recorded 24 total tackles (17 solo), 1.0 sack, one tackle for loss and one quarterback hit in 13 games
- ✦ Started Weeks 1-4 at defensive end and posted four total tackles through the first quarter of the season
- ✦ Tallied four total tackles and produced his first sack of the season vs. Kansas City (10/8)
- ✦ Returned from injury to start his sixth game of the season and produced a pair of tackles vs. Arizona (11/19)
- ✦ Made one tackle at Baltimore (11/27)
- ✦ Started his eighth game of the season and tallied one solo tackle at Tennessee (12/3)
- ✦ Tallied three total tackles vs. San Francisco (12/10)
- ✦ Made a career-high five total tackles at Jacksonville (12/17)
- ✦ Logged his ninth start of the season and registered two total tackles vs. Pittsburgh (12/25)

## 2016 (Houston 12/6, 2/0):

- ✦ Compiled eight total tackles (five solo), 2.0 sacks, four quarterback hits and two tackles for loss in 12 games played
- ✦ Inactive for Weeks 1-2
- ✦ Made his regular season NFL debut and contributed with one tackle at New England (9/22) in Week 3
- ✦ Inactive for Week 4 vs. Tennessee (10/2)
- ✦ Played 17 snaps on defense and made one solo tackle at Minnesota (10/9) in Week 5
- ✦ Inactive for Week 7 at Denver (10/24)
- ✦ Made his first career start at Oakland (11/21) in Week 11
- ✦ Started at defensive end and logged one tackle and his first career quarterback hit vs. San Diego (10/27) in Week 12
- ✦ Became the first undrafted rookie and sixth overall rookie in franchise history (first since OLB Whitney Mercilus in 2012) with 2.0 sacks in a game when he brought down Titans QB Matt Cassel in the first and fourth quarters at Tennessee (1/1/17) in Week 17
- ✦ His 2.0-sack game at Tennessee (1/1/17) made him the only undrafted rookie in the NFL to accomplish the feat in 2016 and

made him just the 35th player in league history to do so since sacks became an official statistic in 1982

- ✦ Made two solo tackles in his first career postseason game vs. Oakland (1/7/17) in the AFC Wild Card round

## COLLEGE:

- ✦ Played four seasons (2012-15) at Michigan State University in East Lansing, Mich. after redshirting the 2011 campaign
- ✦ Three-year letterwinner played in 39 career games, including 24 starts for the Spartans
- ✦ Two-year starter on the defensive line (2014-15)
- ✦ Had 60 career total tackles, including 10.5 for losses and 4.5 sacks
- ✦ Named honorable mention All-Big Ten (media) as a senior in 2015 after recording a career-high 31 total tackles, including 5.5 for losses (26 yards) and 2.0 sacks (11 yards)
- ✦ Earned his bachelor's degree in interdisciplinary studies in social science in Dec. 2015
- ✦ Collected six tackles in two bowl games (2015 Cotton, 2015 College Football Playoff Semifinal at Cotton Bowl)
- ✦ Had a productive game in the 2015 Cotton Bowl Classic win over No. 4 Baylor, tallying three stops

## PERSONAL:

- ✦ Attended Mount Healthy Jr/Sr High School in Cincinnati
- ✦ Represented the Ohio All-Stars in the June 2011 Big 33 Classic in Hershey, Pa.
- ✦ Rated among the nation's top defensive ends by Scout.com (No. 26)
- ✦ Named to SuperPrep's and PrepStar's All-Midwest Teams
- ✦ Ranked among Ohio's top seniors by Rivals.com (No. 49)
- ✦ Three-year starter for Coach Arvie Crouch
- ✦ Two-time first-team All-Ohio (Division II) selection by the Associated Press
- ✦ Named AP All-Ohio Division II Co-Defensive Player of the Year as a senior
- ✦ Two-time first-team AP Southwest All-District pick
- ✦ Selected AP Southwest All-District Defensive Player of the Year in 2010
- ✦ Two-time first-team all-conference choice
- ✦ Voted Fort Ancient Valley Conference Co-Athlete of the Year as a senior
- ✦ Named to Cincinnati Enquirer's All-Area (Division II-VI) Team as a junior
- ✦ Recorded 41 tackles (22 solos, 19 assists) in 2009, finishing third in the conference with 6.5 sacks

# TEXANS BIOS

## JOEL HEATH - NFL REGULAR SEASON STATISTICS

		TACKLES										INTERCEPTIONS					FUMBLES			ST					MISC	
DATE	TEAM	GP	GS	TK	S	A	TFL	YDS	SK	YDS	QBH	NO	YDS	LG	TD	PD	FF	FR	YDS	TK	S	A	FF	FR	S	A
2016	Texans	12	6	8	5	3	2	11	2.0	11.0	4	0	0	0	0	0	0	0	0	0	0	0	0	0	0	0
2017	Texans	13	9	24	17	7	1	1	1.0	1.0	1	0	0	0	0	0	0	0	0	0	0	0	0	0	0	0
2018	Texans	1	0	0	0	0	0	0	0.0	0.0	0	0	0	0	0	0	0	0	0	0	0	0	0	0	0	0
NFL TOTALS		26	15	32	22	10	3	12	3.0	12.0	5	0	0	0	0	0	0	0	0	0	0	0	0	0	0	0

## JOEL HEATH - NFL POSTSEASON STATISTICS

		TACKLES										INTERCEPTIONS						FUMBLES			ST						MISC	
DATE	TEAM	GP	GS	TK	S	A	TFL	YDS	SK	YDS	QBH	NO	YDS	LG	TD	PD	FF	FR	YDS	TK	S	A	FF	FR	S	A		
2016	Texans	2	0	2	2	0	0	0	0.0	0.0	0	0	0	0	0	0	0	0	0	0	0	0	0	0	0	0		
NFL TOTALS		2	0	2	2	0	0	0	0.0	0.0	0	0	0	0	0	0	0	0	0	0	0	0	0	0	0	0		

## SINGLE-GAME HIGHS: DEFENSIVE

**Total Tackles** 5 at Jacksonville Jaguars, Dec 17, 2017      **Tackles For Loss** 2 at Tennessee Titans, Jan 01, 2017  
**Sacks** 2.0 at Tennessee Titans, Jan 01, 2017

## SINGLE-GAME HIGHS - POSTSEASON: DEFENSIVE

**Total Tackles** 2 vs. Oakland Raiders, Jan 07, 2017

## 2018 GAME-BY-GAME REGULAR SEASON STATISTICS (TEXANS)

			2018 GAME BY GAME REGULAR SEASON STATISTICS (TEAM)																												
			TACKLES								INTERCEPTIONS							FUMBLES					ST					MISC			
W	DATE	OPPONENT	TK	S	A	SK	YDS	TFL	YDS	QBH	NO	YDS	LG	TD	PD	FF	FR	YDS	TK	S	A	FF	FR	S	A	W/L	SCORE				
01	09/09	at Patriots	INACTIVE																										L	20-27	
02	09/16	at Titans	P	0	0	0	0.0	0.0	0	0	0	0	0	0	0	0	0	0	0	0	0	0	0	0	0	L	17-20				
2018 TOTALS			1-0	0	0	0	0.0	0.0	0	0	0	0	0	0	0	0	0	0	0	0	0	0	0	0	0	0-2					





# DEANDRE HOPKINS

WIDE RECEIVER

6-1 | 212 | CLEMSON

HOMETOWN: CENTRAL, S.C. | AGE: 26

6TH NFL SEASON | 6TH WITH TEXANS | ACQUIRED: D1-'13

2018 GP/GS: 2/2 | CAREER GP/GS (POST): 81/81 (3/3)

TEAMS: HOU 2013-18



10

**TRANSACTIONS:** Selected by the Houston Texans with the 27th pick in the first round (27th overall) of the 2013 NFL Draft...Signed a contract extension with the Texans on Sept. 1, 2017.

## HONORS:

- ✦ AP NFL All-Pro First Team (2017)
- ✦ AP NFL All-Pro Second Team (2015)
- ✦ Pro Bowl (2x – 2015, 2017)
- ✦ PFWA All-NFL Team (2017)
- ✦ Pro Football Focus First Team Offense (2017)
- ✦ 2013 PFWA All-Rookie Team (2013)
- ✦ 2013 Texans Rookie of the Year (2013)
- ✦ NFL Offensive Rookie of the Month (Sept. 2013)
- ✦ AFC Offensive Player of the Week (Week 6, 2015)

## CAREER:

- ✦ Ranks second in franchise history with 6,053 yards receiving, 37 receiving touchdowns and 427 career receptions
- ✦ At 26 years, three months and 10 days, became the third-youngest player in NFL history to reach 6,000 career receiving yards behind only Randy Moss (25 years, eight months, 27 days) and Larry Fitzgerald (26 years, 0 months, 13 days)
- ✦ Became the third-youngest wide receiver in NFL history to reach 5,000 career receiving yards at 25 years, four months and 24 days old (behind only Randy Moss and Larry Fitzgerald) and the second-youngest wide receiver in NFL history to 350 receptions at 25 years, four months and three days old (behind only Fitzgerald)
- ✦ Reached 400 receptions at 25 years, six months and five days old as the second-youngest wide receiver in NFL history (behind only Larry Fitzgerald)
- ✦ At 23 years, 169 days old, was the third-youngest player in NFL history to reach 200 career receptions and 3,000 career receiving yards, behind only WR Larry Fitzgerald (23 years, 108 days) and WR David Boston (23 years, 126 days)
- ✦ Only the third wide receiver in NFL history at age 23-or-younger with 1,400 receiving yards and 11 receiving touchdowns in a season (Isaac Bruce, Randy Moss)
- ✦ Recorded a reception in his first 81 career games, the longest streak to start a Texans career, the longest active streak in the NFL and passed Patriots TE Rob Gronkowski for the 11th-longest streak to start a career in NFL history
- ✦ Became the second player under the age of 24 to amass 3,500 career receiving yards (Randy Moss)
- ✦ Logged 81 receptions through 11 games in 2015, which was the most by any player 23-or-younger in NFL history

- ✦ Became the first player in NFL history with at least nine catches and 145 receiving yards in three consecutive games (Weeks 4-6, 2015)
- ✦ Has 19 100-yard games in his career, which is second-most in franchise history and the most 100-yard receiving games in the first five years of a player's career in franchise history
- ✦ Set single-season franchise records for touchdown receptions (13) and games with at least one touchdown reception (10) in the 2017 season
- ✦ Currently the Texans all-time leader in yards per reception at 14.2
- ✦ Owns the third-most career receiving yards (201) in Texans postseason history
- ✦ Passed WR Andre Johnson (3,953 from 2003-06) for the most receiving yards by a Texans player in the first four seasons of his career, vs. Detroit (10/30/16)
- ✦ Passed Andre Johnson (311 from 2003-06) for the most receptions (312) in the first four years of a player's career in Texans history, at Tennessee (11/1/17)
- ✦ Passed WR Andre Johnson for the most receptions (239), receiving yards (3,533), receiving touchdowns (19) and 100-yard receiving games (11) in a player's first three seasons in franchise history
- ✦ Set a franchise record for the most receiving touchdowns in a single season (10) in 2015, surpassing WR Andre Johnson's previous record of nine in 2009
- ✦ The 25th player in NFL history to amass 2,000 yards receiving through his first two seasons
- ✦ Became the second player in franchise history to eclipse the 1,000-yard mark in 2014 (WR Andre Johnson 2004, 06, 2008-10, 2012-13). Accomplished the feat vs. Tennessee (11/30/14) in the 12th game of the season
- ✦ Reached 1,000 career yards receiving in his 19th game
- ✦ Reached 2,000 career yards receiving in his 31st game. The second youngest (22 years, 198 days) player in NFL history to reach 2,000 yards
- ✦ Became the fastest player in team history to reach 3,000 receiving yards, doing so in his 42nd career game. The previous record was held by Andre Johnson (48 games)
- ✦ Reached 100 career catches in his 27th game
- ✦ Became the fastest player in team history to reach 200 receptions, doing so in his 42nd career game. The previous record was held by WR Andre Johnson (43 games)
- ✦ Became the first player in team history to accumulate 1,000 receiving yards in the first 10 games of a season (2015)
- ✦ Had a career-high 238 yards vs. Tennessee (11/30/14), which was the fourth 200-yard receiving game in franchise history.

Averaged 26.4 yards per reception, which was the highest single-game average for a player with at least five receptions in franchise history

- ✦ Registered six 100-yard games in 2015 tied for the second-most in a season in franchise history
- ✦ Recorded a streak of four consecutive 100-yard receiving games from Week 3 to 6 in 2015, which is tied for the longest in franchise history
- ✦ Became the second player in franchise history to record a 100-catch season in 2015
- ✦ In 2015, set single-season career highs in receptions (111), receiving yards (1,521), receiving touchdowns (11) and 100-yard receiving games (six). Ranked third in the NFL in receptions and receiving yards and tied for seventh in receiving touchdowns
- ✦ Finished the 2015 regular season with the third-most receptions (111), fourth-most receiving yards (1,521) and the second-most receiving touchdowns (11) in a single season in franchise history

## 2018 (Houston 2/2):

- ✦ Finished with a team-high 78 yards receiving on eight catches (9.8 avg.) at New England (9/9) extending his streak to 10 consecutive games with 60-or-more scrimmage yards, dating back to Week 8 of 2017
- ✦ Recorded 110 yards receiving and one touchdown on six receptions (18.3 avg.) at Tennessee (9/16)
- ✦ At 26 years, three months and 10 days, became the third-youngest player in NFL history to reach 6,000 receiving yards behind only Randy Moss (25 years, eight months, 27 days) and Larry Fitzgerald (26 years, 0 months, 13 days)

## 2017 (Houston 15/15):

- ✦ Earned AP NFL All-Pro First Team, PFWA All-NFL Team and Pro Football Focus First Team Offense honors
- ✦ Named a starter in his second Pro Bowl appearance
- ✦ Caught 96 passes for 1,378 yards and 13 touchdowns in 15 games played
- ✦ Led the NFL in receiving touchdowns with a single-season franchise-record and single-season career-high 13
- ✦ Caught a touchdown in an NFL-high and franchise-record 10 different games and tied for the second-most games with two-or-more receiving touchdowns in the NFL (two)
- ✦ Ranked first in the NFL among wide receivers and third among all non-kickers in points scored with a single-season career-high 78
- ✦ Scored a receiving touchdown in five straight games, becoming the first player in franchise history to do so and one of two players (Robbie Anderson) in the NFL to do so in 2017
- ✦ Became the first player in team history with a touchdown reception in eight straight home games and the only player in the NFL to score a rushing or receiving touchdown in every home game in 2017
- ✦ Caught seven passes for the third straight game and tallied 76 yards at New England (9/24)
- ✦ Posted four receptions for 52 yards and a career-best three touchdown receptions vs. Kansas City (10/8). He became the second player in team history with three-or-more touchdown receptions in a single game and passed Kevin Walter (25) for the fifth most touchdowns in franchise history
- ✦ Caught eight passes for 224 yards and one touchdown at Seattle (10/29). The 224 receiving yards was the second-most in the NFL and second-most in his career. Became the only player in team history to catch six touchdowns in a four-game span. The

10th player in NFL history to notch 224-or-more yards and a touchdown in a game on two separate occasions and topped 5,000 receiving yards for his career

- ✦ Finished with a game-high seven receptions for a game-high 125 yards (17.9 yards per reception average) at Baltimore (11/27). With the performance, became the fourth NFL player to top 1,000 receiving yards on the season, tied Andre Johnson (2003-07) for the most 100-yard games through a player's first five seasons in team history (17), passed Owen Daniels (385) for the second-most receptions in team history,
- ✦ Registered a season-high 11 receptions for 149 yards and two touchdowns vs. San Francisco (12/10). Recorded his 11th receiving touchdown of the year. Posted his 18th career game with 100-or-more receiving yards, the most in a player's first five seasons in franchise history, and continued his streak of scoring in every home game (seven). Since entering the league in 2013, he has 24 receiving touchdowns in home games, tied for the fourth-most in that span, and had 10 touchdowns in home games, which is tied for the most in a single season since he entered the league in 2013
- ✦ Finished with four receptions for 65 yards and one touchdown vs. Pittsburgh (12/25), increasing his NFL lead and franchise records to 13 receiving touchdowns and 10 games with one-or-more receiving touchdowns. Became the first player in franchise history to produce a touchdown reception in eight straight home games and has produced 55-or-more scrimmage yards in nine straight games to become the only receiver to string together such a streak in the NFL

## 2016 (Houston 16/16, 2/2):

- ✦ Compiled 954 yards on 78 receptions and four touchdowns in 16 games played
- ✦ Finished tied for second in the NFL in third-down receptions (28), tied for 24th in receptions (78) and 29th in receiving yards (954)
- ✦ Led the team in receptions, receiving yards and tied for the lead in touchdowns
- ✦ Passed Andre Johnson (3,953 from 2003-06) for the most receiving yards by a Texans player in the first four seasons of his career, vs. Detroit (10/30)
- ✦ Surpassed 4,000 receiving yards for his career with a team-high five receptions for 48 yards at Jacksonville (11/13) in Week 10
- ✦ Led the team with five receptions for 67 yards and his first career postseason touchdown vs. Oakland (1/7/17) in the AFC Wild Card round
- ✦ Posted team highs of six receptions for 65 yards at New England (1/14/17) in the AFC Divisional round

## 2015 (Houston 16/16, 1/1):

- ✦ Earned Pro Bowl and Associated Press NFL All-Pro Second Team honors after starting all 16 games and recording 111 receptions, 1,521 yards, six 100-yard receiving games and 11 receiving touchdowns
- ✦ Ranked third in the NFL in receptions and yards and tied for seventh in receiving touchdowns
- ✦ Passed WR Andre Johnson for the most receptions (239), receiving yards (3,533), receiving touchdowns (19) and 100-yard receiving games (11) in a player's first three seasons in franchise history
- ✦ Led both teams with 98 receiving yards and two receiving touchdowns on nine receptions vs. Kansas City (9/13). Scored 14 total points (two receiving touchdowns, one two-point conversion), which was the second-highest single-game total by



a wide receiver in team history

- Recorded 157 receiving yards with nine receptions at Atlanta (10/4). Posted back-to-back 100-yard receiving games for the first time in his career (Weeks 3-4)
- Led the team with a career-high 11 catches for 169 yards and posted his first career game with 10-or-more receptions vs. Indianapolis (10/8)
- Caught 10 passes for 148 yards and two touchdowns at Jacksonville (10/18). Recorded his fourth consecutive 100-yard receiving game, which tied the franchise record (WR Andre Johnson, 2008). Became the first player in NFL history with at least nine catches and 145 receiving yards in three consecutive games (Weeks 4-6). Had the second-most receptions (52) and fourth-most yards (726) through six games in NFL history. Second player in team history with back-to-back games with 10 catches
- Passed WR Andre Johnson (35 in 2006) for the second-most receptions in a single October in Texans history. Finished the month with 36 receptions for 524 yards and two touchdowns. His receiving yards totals also ranked as the second-most in October in team history
- At 23 years, 169 days old, became the third-youngest player in NFL history to reach 200 career receptions and 3,000 career receiving yards, behind only WR Larry Fitzgerald (23 years, 108 days) and WR David Boston (23 years, 126 days)
- Became the fastest player in team history to reach 200 receptions and 3,000 receiving yards, doing so in his 42nd career game. The previous records were held by WR Andre Johnson (43 and 48 games respectively)
- Became the first player in team history to accumulate 1,000 receiving yards in the first 10 games of a season
- Notched his 10th career 100-yard receiving game, passing WR Andre Johnson (nine) for the most 100-yard receiving games in a player's first three seasons in team history
- Tied TE Owen Daniels (four) for the second-most career multiple-touchdown games in Texans history
- Tied WR Andre Johnson (three in 2009) for the most multiple-touchdown games in a single season in team history
- Caught three passes for 52 yards (17.3 avg.), including a long of 40 yards, vs. New England (12/13). Set a single-season career high in receiving yards, surpassing his previous high of 1,210 receiving yards in 2014
- Became just the third wide receiver in NFL history at age 23-or-younger with 1,400 receiving yards and 11 receiving touchdowns in a season (WR Isaac Bruce, WR Randy Moss)
- In his first career playoff start, led the team with six receptions for 69 yards in the AFC Wild Card game vs. Kansas City (1/9/16). His receiving yardage total ranked as the sixth-highest mark in a postseason game in Texans history, while his reception total ranked seventh

## 2014 (Houston 16/16):

- Named a Pro Bowl alternate after becoming the second player in franchise history to eclipse the 1,000-yard mark. Finished his second NFL season with 76 catches for 1,210 yards and six touchdowns
- Hauled in a career long 76-yard touchdown in the second quarter in a win vs. Washington (9/7). Finished the game with four receptions for 89 yards
- Set a career high of 238 yards receiving, two touchdowns receiving and nine receptions vs. Tennessee (11/30) in Week 13, which was the fourth 200-yard receiving game and second highest total in franchise history. Averaged 26.4 yards per

reception, the highest single-game average for a player with at least five receptions in franchise history. Tied a franchise single-game record with four receptions of 25-plus yards. Became the second player in franchise history to eclipse the 1,000-yard mark in franchise history. Recorded 117 yards receiving in the first half and 121 in the second half after entering the game having not registered 100 yards receiving in any half of his career

- Caught five passes for 38 yards vs. Baltimore (12/21). Became the fifth player in franchise history with more than 2,000 receiving yards and the second-youngest (22 years, 198 days) player in NFL history to reach 2,000 yards receiving. Became the 25th player in NFL history with 2,000 yards receiving through his first two seasons

## 2013 (Houston 16/16):

- Started all 16 games and finished the season with 52 receptions for 802 yards (15.4 avg.), ranking second in both categories among rookies in franchise history to Andre Johnson's 66 receptions for 976 yards in 2003
- Also recorded two receiving touchdowns as a rookie
- Earned a spot on the PFWA All-Rookie Team and was voted the Texans Rookie of the Year by teammates
- Named NFL Offensive Rookie of the Month in September after finishing the month with 20 receptions for 270 yards (13.5 avg.) and a touchdown
- Made his first career start at wide receiver in his NFL debut and recorded five receptions for 66 yards (13.2 avg.) at San Diego (9/9) in Week 1
- Recorded seven receptions for 117 yards (16.7 avg.) and the game-winning touchdown in overtime vs. Tennessee (9/15) to become the youngest player in NFL history to score the game-winning touchdown in overtime at 21 years and 101 days
- Had the second-most yards receiving ever by a Texans rookie vs. Tennessee in Week 2, (WR Andre Johnson, 122 at Buffalo, 11/16/03) and tied for the second-most receptions by a rookie in franchise history
- Caught two passes for 77 yards (38.5 avg.), including a franchise-long reception by a rookie of 66 yards vs. New England (12/1) in Week 13

## COLLEGE:

- Played three seasons (2010-12) at Clemson (S.C.) University
- Appeared in 39 games, starting 32 contests for the Tigers
- Had 206 receptions for 3,020 yards (14.7 avg) and 27 touchdowns, adding 32 yards on a pair of kickoff returns and 82 yards on 12 punt returns (6.8 avg), to amass 3,134 all-purpose yards, an average of 80.4 yards per game
- The only player in Clemson history with multiple 100-yard receiving performances in bowl games (105 vs. South Florida in the 2010 Meineke Car Care Bowl; 107 vs. West Virginia in the 2012 Orange Bowl; 191 yards vs. Louisiana State in the 2012 Chick-fil-A Bowl), as he tallied 32 receptions for 403 yards and three touchdowns in three postseason appearances
- His 3,020 receiving yards are the 11th-highest total by an ACC player and second in Clemson history behind only Sammy Watkins
- His 27 touchdown grabs tied WR Herman Moore of Virginia (1988-90) and Sammy Watkins (2011-13) for ninth on the ACC all-time record chart
- Majored in community recreation, sport and camp management

## PERSONAL:

## TEXANS BIOS

- ✦ Attended D.W. Daniel High School in Central, S.C., playing football for Head Coach Randy Robinson
- ✦ Registered 57 receptions for 1,266 yards and 18 touchdowns on offense and 28 interceptions, returning five for touchdowns on defense
- ✦ Returned 11 punts for 289 yards and three touchdowns, along with two kickoff returns for 119 yards and one score as a senior
- ✦ Rated the 12th-best receiver in the nation and the state's eighth-best overall prospect by Rivals.com, and was the 14th-ranked cornerback by Scout.com and ESPN rated him the 29th-best athlete
- ✦ Super Prep's sixth-ranked athlete in the state, he received all-state first-team honors from the Charlotte Observer and The State, adding All-Southern honors from the Orlando Sentinel
- ✦ A finalist for state "Mr. Football" accolades, he was twice named

- All-State (defense) by the Associated Press
- ✦ Participated in the Offense-Defense All American game and the Shrine Bowl
- ✦ Two-time Seneca Daily Journal Player of the Year and Anderson Independent Player of the Year choice, in addition to receiving Class AAA All-State honors from the High School Sports Report as a junior and senior
- ✦ Added co-region player of the year recognition as a senior and was a three-time all-region pick
- ✦ Led D.W. Daniel High to a 37-4 record during his gridiron career
- ✦ Was also a four-year starter for the school's basketball team, a three-time all-state choice who tallied more than 1,300 points, 400 rebounds, 600 assists, and 200 steals in his career
- ✦ Uncle, the late Terry Smith, had 162 receptions as a Clemson Tiger from 1990-93

### DEANDRE HOPKINS - NFL REGULAR SEASON STATISTICS

			RECEIVING						RUSHING				
DATE	TEAM	GP	GS	NO.	YDS	AVG	LG	TD	NO.	YDS.	AVG.	LG	TD
2013	Texans	16	16	52	802	15.4	66	2	0	0	0.0	0	0
2014	Texans	16	16	76	1,210	15.9	76t	6	0	0	0.0	0	0
2015	Texans	16	16	111	1,521	13.7	61t	11	0	0	0.0	0	0
2016	Texans	16	16	78	954	12.2	51	4	0	0	0.0	0	0
2017	Texans	15	15	96	1,378	14.4	72t	13	0	0	0.0	0	0
2018	Texans	2	2	14	188	13.4	31	1	1	-7	-7.0	-7	0
NFL TOTALS		81	81	427	6,053	14.2	76t	37	1	-7	-7.0	0	0

### DEANDRE HOPKINS - NFL POSTSEASON STATISTICS

			RECEIVING						RUSHING				
DATE	TEAM	GP	GS	NO.	YDS	AVG	LG	TD	NO.	YDS.	AVG.	LG	TD
2015	Texans	1	1	6	69	11.5	17	0	0	0	0.0	0	0
2016	Texans	2	2	11	132	12.0	38	1	0	0	0.0	0	0
NFL TOTALS		3	3	17	201	11.8	38	1	0	0	0.0	0	0

### SINGLE-GAME HIGHS: RUSHING/RECEIVING

**Rush Attempts** 1 at New England Patriots, Sep 09, 2018  
**Receptions** 11 vs. San Francisco 49ers, Dec 10, 2017  
 ...1 more at 11.  
**Receiving Yards** 238 vs. Tennessee Titans, Nov 30, 2014  
**Longest Receptions** 76t vs. Washington Redskins, Sep 07, 2014

**Receiving TDs** 3 vs. Kansas City Chiefs, Oct 08, 2017  
**All-purpose yards** 238 vs. Tennessee Titans, Nov 30, 2014  
**Most TDs** 3 vs. Kansas City Chiefs, Oct 08, 2017

### SINGLE-GAME HIGHS - POSTSEASON: RUSHING/RECEIVING

**Receptions** 6 at New England Patriots, Jan 14, 2017  
 ...1 more at 6.  
**Receiving Yards** 69 vs. Kansas City Chiefs, Jan 09, 2016  
**Longest Receptions** 38 vs. Oakland Raiders, Jan 07, 2017

**Receiving TDs** 1 vs. Oakland Raiders, Jan 07, 2017  
**All-purpose yards** 69 vs. Kansas City Chiefs, Jan 09, 2016  
**Most TDs** 1 vs. Oakland Raiders, Jan 07, 2017



# TEXANS BIOS

## 100-YARD RECEIVING GAMES (19): REGULAR SEASON

DATE	TEAM	NO.	YDS.	AVG.	LG	TD
09/15/13	TITANS	7	117	16.7	28	1
09/21/14	at Giants	6	116	19.3	49	0
10/20/14	at Steelers	6	108	18.0	32	0
11/02/14	EAGLES	6	115	19.2	45	1
11/30/14	TITANS	9	238	26.4	58t	2
09/27/15	BUCCANEERS	8	101	12.6	29	1
10/04/15	at Falcons	9	157	17.4	28	0
10/08/15	COLTS	11	169	15.4	34	0
10/18/15	at Jaguars	10	148	14.8	29	2
11/22/15	JETS	5	118	23.6	61t	2
12/27/15	at Titans	7	117	16.7	44	1
09/18/16	CHIEFS	7	113	16.1	35	1
01/01/17	at Titans	7	123	17.6	51	0
10/01/17	TITANS	10	107	10.7	21	1
10/29/17	at Seahawks	8	224	28.0	72t	1
11/12/17	at Rams	7	111	15.9	36	0
11/27/17	at Ravens	7	125	17.9	39	0
12/10/17	49ERS	11	149	13.5	29t	2
09/16/18	at Titans	6	110	18.3	31	1

## 2018 GAME-BY-GAME REGULAR SEASON STATISTICS (TEXANS)

W	DATE	OPPONENT	P/S	RECEIVING				RUSHING			TD	W/L	SCORE
				NO	YDS	LG	TD	ATT	YDS	LG			
01	09/09	at Patriots	S	8	78	17	0	1	-7	-7	0	L	20-27
02	09/16	at Titans	S	6	110	31	1	0	0	0	0	L	17-20
2018 TOTALS			2-2	14	188	31	1	1	-7	-7	0	0-2	



# BUDDY HOWELL

**RUNNING BACK**

**6-1 | 218 | FLORIDA ATLANTIC**

**HOMETOWN: COCONUT GROVE, FLA. | AGE: 22**

**ROOKIE | 1ST WITH TEXANS | ACQUIRED: W-'18 (MIA)**

**2018 GP/GS: 1/0 | CAREER GP/GS: 1/0**

**TEAMS: HOU 2018**



**38**

**TRANSACTIONS:** Signed by the Miami Dolphins as a college free agent on May 10, 2018...Waived by the Dolphins on Sept. 1, 2018...Claimed off waivers by the Houston Texans on Sept. 2, 2018.

## 2018 (Houston 1/0):

- Active, but did not play in Week 1 at New England (9/9)
- Made his NFL debut and contributed on special teams at Tennessee (9/16)

## CAREER AT FLORIDA ATLANTIC:

- Played four seasons (2014-17) at Florida Atlantic University in Boca Raton, Fla.
- Appeared in 29 career games with 16 starts
- Tallied 2,424 yards on 463 carries (5.2 avg.) and 22 touchdowns during his collegiate career

## 2017 (Florida Atlantic):

- Appeared in 12 games with one start as a senior for the Owls
- Rushed for 740 yards on 112 carries (6.6 avg.) and five touchdowns
- Set a single-game school record with 13.5 yards per carry when he rushed for 175 yards on 13 carries vs. Bethune-Cookman (9/16)

## 2016 (Florida Atlantic):

- Played 12 games, starting 10 as a junior in 2016
- Tallied 833 yards rushing on 168 carries (5.0 avg.) and 13 touchdowns
- Recorded five receptions for 42 yards (8.4 avg.)
- Named the team's Co-Ironman of the Year

## 2015 (Florida Atlantic):

- Played in all 12 games, starting five as a sophomore
- Rushed for 598 yards on 133 carries (4.5 avg.) and three touchdowns
- Caught five passes for 54 yards (10.8 avg.)

## 2014 (Florida Atlantic):


- Appeared in three games as a true freshman
- Notched 50 carries for 253 yards (5.1 avg.) and one touchdown

## PERSONAL:

- Attended Coral Gables (Fla.) High School
- Rushed for 1,567 yards on 232 carries (6.8 avg.) and 13 touchdowns in high school
- Participated in track and field at Coral Gables H.S.
- Earned third-team all-state and first-team all-county honors as a senior in 2013
- Majored in business management with a minor in accounting

## 2018 GAME-BY-GAME REGULAR SEASON STATISTICS (TEXANS)

W	DATE	OPPONENT	P/S	RUSHING				RECEIVING				TD	W/L	SCORE
				ATT	YDS	LG	TD	NO	YDS	LG	TD			
01	09/09	at Patriots											L	20-27
02	09/16	at Titans	P	0	0	0	0	0	0	0	0	0	L	17-20
2018 TOTALS				1-0	0	0	0	0	0	0	0	0	0-2	



# KAREEM JACKSON

SAFETY

5-10 | 183 | ALABAMA

HOMETOWN: MACON, GA. | AGE: 30

9TH NFL SEASON | 9TH WITH TEXANS | ACQUIRED: D1-'10

2018 GP/GS: 2/2 | CAREER GP/GS (POST): 118/110 (7/7)

TEAMS: HOU 2010-18



25

**TRANSACTIONS:** Selected by the Houston Texans with the 20th pick in the first round (20th overall) of the 2010 NFL Draft...Re-signed with the Texans on March 9, 2015.

## CAREER:

- ✦ Tied with Johnathan Joseph for the most interceptions in Texans history with 14
- ✦ Second in team history with 73 career passes defended
- ✦ Third in Texans history with 483 total career tackles
- ✦ Fifth in team history with 118 career games played
- ✦ Ranks third in Texans history with 29 career postseason total tackles
- ✦ One of three players (CB Johnathan Joseph and LS Jon Weeks) to play in every postseason game in Texans history
- ✦ Scored the first interception return for touchdown of his career at any level when he picked off Titans QB Matt Hasselbeck and returned it 63 yards vs. Tennessee (9/30/12)
- ✦ Had his first multi-interception day vs. Baltimore (12/21/14)

## 2018 (Houston 2/2):

- ✦ Recorded a team-high eight solo tackles and a career-high two forced fumbles at New England (9/9), which marked the first time a Texans player tallied eight solo tackles and two forced fumbles in a single game in franchise history
- ✦ Started at cornerback and recorded six total tackles (three solo) and matched a career-high two passes defended at Tennessee (9/16)

## 2017 (Houston 16/14):

- ✦ Tallied a career-high 73 total tackles (54 solo), with 10 passes defended, four tackles for loss, one forced fumble, one interception and 1.0 sack in 16 games
- ✦ Ranked fifth among NFL cornerbacks in total tackles and tied for fifth in tackles for loss
- ✦ Had nine games of five-or-more total tackles, a career high, and tied for the third-most by any NFL cornerback in 2017
- ✦ Recorded six total tackles in the season opener vs. Jacksonville (9/10)
- ✦ Led the team with seven combined tackles and recorded one quarterback hit, two tackles for loss, his first forced fumble in two seasons and his first career sack at Cincinnati (9/14)
- ✦ Started his first game of the season and tallied six total tackles and one pass defended at New England (9/24)
- ✦ Posted five total tackles and one tackle for loss at Seattle (10/29)
- ✦ Made his 100th career start and produced three total tackles, one tackle for loss and one pass defended vs. Indianapolis (11/5)

- ✦ Recorded seven tackles with a season-best six solo stops vs. Arizona (11/19)
- ✦ Tallied three tackles and one pass defended at Tennessee (12/3)
- ✦ Posted three solo tackles while adding his first interception of the season to give him 14 interceptions in his career, tied with Johnathan Joseph for the most in franchise history, vs. San Francisco (12/10)
- ✦ Totaled four tackles and one pass defended at Jacksonville (12/17)
- ✦ Notched five total tackles to produce a career-high 71 tackles on the season and tallied a pass defended for the fourth straight game vs. Pittsburgh (12/25)
- ✦ Produced a season-most two passes defended, added two total tackles and made his second quarterback of the season, a career high, at Indianapolis (12/31)

## 2016 (Houston 14/13, 2/2):

- ✦ Recorded 62 total tackles (51 solo), one interception, four passes defended, three tackles for loss and a touchdown in 14 games
- ✦ Tied for second on the team with five tackles (four solo), including one for loss in the season opener vs. Chicago (9/11)
- ✦ Finished second on the team with six tackles (all solo) and added one pass defended vs. Kansas City (9/18)
- ✦ Tied for second on the team with seven tackles, including four solo stops, at New England (9/22) in Week 3
- ✦ Notched three solo stops and his second pass defended of the season vs. Tennessee (10/2) in Week 4
- ✦ Inactive for Week 5 at Minnesota (10/9) and Week 6 vs. Indianapolis (10/16) with an injury
- ✦ Notched five tackles (all solo), one tackle for loss and one pass defended vs. Detroit (10/30) in Week 8
- ✦ Intercepted Jaguars QB Blake Bortles and returned it 42 yards for a touchdown at Jacksonville (11/13) in Week 10
- ✦ Posted a season-high eight tackles (seven solo) at Indianapolis (12/11) in Week 14
- ✦ Brought down Bengals WR Cody Core for a one-yard loss in the first quarter for his third tackle for loss of the season vs. Cincinnati (12/24) in Week 16
- ✦ Played in his 100th career game and made two tackles (one solo) at Tennessee (1/1/17) in Week 17
- ✦ Tied for fifth on the team with four total tackles vs. Oakland (1/7/17) in the AFC Wild Card round

## 2015 (Houston 12/10, 1/1):

- ✦ Played in 12 games (10 starts) and contributed with 58 tackles (52 solo), six passes defended, two interceptions, including one

returned for a touchdown, one forced fumble, one fumble recovery and one tackle for loss

- ✦ Made six solo tackles vs. Kansas City (9/13)
- ✦ Made four tackles (three solo) at Carolina (9/20)
- ✦ Posted a team-high six solo tackles vs. Tampa Bay (9/27)
- ✦ Tied for second on the team with five tackles (four solo) at Atlanta (10/4)
- ✦ Inactive in Weeks 7-11
- ✦ Intercepted Saints QB Drew Brees in the fourth quarter and returned it 50 yards vs. New Orleans (11/29). Finished the game with four tackles (two solo), one interception and one tackle for loss
- ✦ Tied for the team lead with six tackles, including five solo stops at Buffalo (12/6)
- ✦ Led the team with nine solo tackles to go along with one pass defended vs. New England (12/13). His tackle total tied a single-game career high, having last accomplished the feat on Oct. 5, 2014 at Dallas
- ✦ Recovered a fumble forced by CB Johnathan Joseph on Colts WR Griff Whalen in the fourth quarter at Indianapolis (12/20), which led to a field goal and increased Houston's lead to 16-10. It marked his first fumble recovery of the season and second of his career. Also added four solo tackles in the game
- ✦ Forced a fumble on Titans RB Antonio Andrews in the first quarter at Tennessee (12/27). S Quintin Demps recovered the ball and returned it for a touchdown. Led the team with five solo tackles, to go along with a forced fumble and a pass defended
- ✦ Notched three solo tackles, one interception returned for a touchdown and one pass defended vs. Jacksonville (1/3/16). Returned an interception for a touchdown in the fourth quarter, his first of the season and second of his career
- ✦ Contributed with seven tackles (six solo) and one pass defended in Wild Card Game vs. Kansas City (1/9/16)

## 2014 (Houston 13/13):

- ✦ Started all 13 games he played in and ended the season with 57 total tackles and nine passes defended. Tied for the team lead with three interceptions
- ✦ Started and made eight total tackles vs. Washington (9/7) in Week 1
- ✦ Intercepted a pass and returned it for a career-best 65 yards and registered two pass defended and two total tackles at Oakland (9/14) in Week 2
- ✦ Recorded two tackles, two tackles for loss and one pass defended at N.Y. Giants (9/21)
- ✦ Notched six total tackles and a pass defended vs. Buffalo (9/28) in Week 4
- ✦ Tied for the team lead and matched a career high with nine total tackles in Week 5 at Dallas (10/5)
- ✦ Made five total tackles vs. Indianapolis (10/9) in Week 6
- ✦ Was second on the team with five solo tackles and had a quarterback hit at Pittsburgh (10/20) in Week 7
- ✦ Registered four solo stops, a tackle for loss and two passes defended at Tennessee (10/26) in Week 8
- ✦ Made one solo tackle vs. Philadelphia (11/2) in Week 9 before leaving the game due to injury
- ✦ Inactive in Weeks 11-13
- ✦ Notched four solo tackles at Jacksonville (12/7) in Week 14
- ✦ Had six total tackles, a tackle for loss and a pass defended at Indianapolis (12/14) in Week 15
- ✦ Had his first multi-interception game of his career vs. Baltimore (12/21) in Week 16. Intercepted QB Joe Flacco twice in Ravens

territory, which led to 10 points

- ✦ Made four total tackles vs. Jacksonville (12/28) in Week 17

## 2013 (Houston 14/14):

- ✦ Started all 14 games he played in and recorded 62 total tackles, eight passes defended, a tackle for loss and fumble recovery
- ✦ Notched six solo tackles and two passes defended vs. Tennessee (9/15) in Week 2
- ✦ Recorded three solo tackles and a pass defended at San Francisco (10/6)
- ✦ Recorded seven solo tackles, a pass defended and the first fumble recovery of his career at Kansas City (10/20) in Week 7
- ✦ Suffered an injury in the second quarter and did not return at Arizona (11/10)
- ✦ Inactive due to injury vs. Oakland (11/17) in Week 11 and vs. Jacksonville (11/24) in Week 12
- ✦ Returned to start vs. New England (12/1) in Week 13
- ✦ Tied a career high with two passes defended vs. Denver (12/22) in Week 16

## 2012 (Houston 16/15, 2/2):

- ✦ Led Texans defenders with a career-high four interceptions on the season
- ✦ Made five tackles (four solo) and broke up two passes including an interception of Ryan Tannehill in the season opener vs. Miami (9/9)
- ✦ Made seven solo tackles and broke up a pass at Denver (9/23)
- ✦ Scored his first career touchdown when he intercepted a QB Matt Hasselbeck pass and returned it 63 yards to the end zone vs. Tennessee (9/30)
- ✦ Intercepted a QB Mark Sanchez pass in the fourth quarter to seal the victory at the N.Y. Jets (10/8), and added three tackles (two solo)
- ✦ Intercepted a QB Jay Cutler pass in the second quarter and added four tackles (four solo) and two passes defended at Chicago (11/11)
- ✦ Made five solo tackles and broke up a pass vs. Jacksonville (11/18)
- ✦ Collected two solo stops and a pass defended at Detroit (11/22)
- ✦ Registered two solo tackles and two passes defended at Tennessee (12/2)
- ✦ Recorded two total tackles at New England (12/10)
- ✦ Had four solo tackles and a pass defended vs. Indianapolis (12/16)
- ✦ Collected four tackles (three solo) and two passes defended vs. Minnesota (12/23)
- ✦ Tallied eight tackles (six solo) and a pass defended at Indianapolis (12/30)
- ✦ Made two solo tackles and two passes defended in AFC Wild Card Playoff vs. Cincinnati (1/5/13)
- ✦ Made four total tackles (two solo) in the AFC Divisional playoff at New England (1/13/13)

## 2011 (Houston 15/13, 2/2):

- ✦ Finished with 40 tackles (35 solo), six passes defended, an interception and a forced fumble
- ✦ Forced a fumble and made four tackles (three solo) at Miami (9/18)
- ✦ Tied for the team lead with eight tackles (seven solo) at New Orleans (9/25)
- ✦ Had five solo tackles and two passes defended vs. Cleveland



# TEXANS BIOS

(11/6)

- Registered his first interception of the season vs. Atlanta (12/4)
- Had five solo tackles vs. Tennessee (1/1/12)
- Started in his postseason debut and made four tackles, including three solos in AFC Wild Card Playoff vs. Cincinnati (1/7/12)
- Recorded four solo tackles and one pass defended in AFC Divisional Playoff at Baltimore (1/15/12)

## 2010 (Houston 16/16):

- Started at cornerback all 16 games, where he made 71 tackles (57 solo) and had two interceptions
- Made five solo tackles and intercepted the first pass of his NFL career and returned it 23 yards vs. the N.Y. Giants (10/10)
- Recorded six tackles (five solo) and intercepted a pass from QB Philip Rivers vs. San Diego (11/7)
- Forced a fumble at Denver (12/26)

## COLLEGE:

- Played four seasons (2006-09) at the University of Alabama in Tuscaloosa, Ala.
- Appeared in 41 career games with the Crimson Tide and started 40 contests, registering 159 tackles (106 solo) with eight tackles for loss (24 yards)
- Deflected 29 passes and recorded five interceptions (164 yards, 32.8 avg.) while registering one forced fumble and one fumble recovery
- Blocked two kicks and returned one punt for eight yards

## PERSONAL:

- Attended Westside High School in Macon, Ga. and compiled 1,436 rushing yards with 20 touchdowns and nine receptions for 256 yards with two touchdowns as a senior
- Concluded a three-year varsity career with over 3,447 rushing yards and 46 touchdowns

## KAREEM JACKSON - NFL REGULAR SEASON STATISTICS

			TACKLES								INTERCEPTIONS						FUMBLES			ST					MISC		
DATE	TEAM	GP	GS	TK	S	A	TFL	YDS	SK	YDS	QBH	NO	YDS	LG	TD	PD	FF	FR	YDS	TK	S	A	FF	FR	S	A	
2010	Texans	16	16	70	57	13	1	0	0.0	0.0	0	2	23	23	0	10	0	0	0	0	0	0	0	0	0	0	
2011	Texans	15	13	40	35	5	2	1	0.0	0.0	0	1	0	0	0	6	1	0	0	2	2	0	0	0	0	0	
2012	Texans	16	15	53	47	6	1	0	0.0	0.0	0	4	71	63	1	17	0	0	0	0	0	0	0	0	0	0	
2013	Texans	14	14	56	51	5	1	1	0.0	0.0	0	0	0	0	0	9	0	1	0	0	0	0	0	0	0	0	
2014	Texans	13	13	57	48	9	4	9	0.0	0.0	1	3	97	65	0	9	0	0	0	0	0	0	0	0	0	0	
2015	Texans	12	10	58	52	6	1	1	0.0	0.0	0	2	77	50	1	6	1	1	34	0	0	0	0	0	0	0	
2016	Texans	14	13	62	51	11	3	2	0.0	0.0	0	1	42	42	1	4	0	0	0	0	0	0	0	0	0	0	
2017	Texans	16	14	73	54	19	4	13	1.0	4.0	2	1	2	2	0	10	1	0	0	0	0	0	0	0	0	0	
2018	Texans	2	2	14	11	3	0	0	0.0	0.0	0	0	0	0	0	2	2	0	0	0	0	0	0	0	0	0	
NFL TOTALS		118	110	483	406	77	17	27	1.0	4.0	3	14	312	65	3	73	5	2	34	2	2	0	0	0	0	0	

## KAREEM JACKSON - NFL POSTSEASON STATISTICS

			TACKLES								INTERCEPTIONS						FUMBLES			ST						MISC		
DATE	TEAM	GP	GS	TK	S	A	TFL	YDS	SK	YDS	QBH	NO	YDS	LG	TD	PD	FF	FR	YDS	TK	S	A	FF	FR		S	A	
2011	Texans	2	2	8	7	1	0	0	0.0	0.0	0	0	0	0	0	1	0	0	0	0	0	0	0	0	0	0	0	
2012	Texans	2	2	6	4	2	0	0	0.0	0.0	0	0	0	0	0	2	0	0	0	0	0	0	0	0	0	0	0	
2015	Texans	1	1	7	6	1	0	0	0.0	0.0	0	0	0	0	0	1	0	0	0	0	0	0	0	0	0	0	0	
2016	Texans	2	2	8	4	4	0	0	0.0	0.0	0	0	0	0	0	0	0	0	0	0	0	0	0	0	0	0	0	
NFL TOTALS		7	7	29	21	8	0	0	0.0	0.0	0	0	0	0	0	4	0	0	0	0	0	0	0	0	0	0	0	

## SINGLE-GAME HIGHS: DEFENSIVE

**Total Tackles** 9 vs. New England Patriots, Dec 13, 2015  
...1 more at 9.

**Sacks** 1.0 at Cincinnati Bengals, Sep 14, 2017

**Passes Defensed** 2 at Tennessee Titans, Sep 16, 2018  
...15 more at 2.

**Forced Fumbles** 2 at New England Patriots, Sep 09, 2018

**Fumble Recoveries** 1 at Indianapolis Colts, Dec 20, 2015  
...1 more at 1.

## Tackles For Loss

2 at Cincinnati Bengals, Sep 14, 2017  
...1 more at 2.

## Interceptions

2 vs. Baltimore Ravens, Dec 21, 2014

## Interception Return Yards

65 at Oakland Raiders, Sep 14, 2014

## Special Teams Tackles

1 at Jacksonville Jaguars, Nov 27, 2011  
...1 more at 1.

## SINGLE-GAME HIGHS - POSTSEASON: DEFENSIVE

**Total Tackles** 7 vs. Kansas City Chiefs, Jan 09, 2016


## Passes Defensed

2 vs. Cincinnati Bengals, Jan 05, 2013

# TEXANS BIOS

## 2018 GAME-BY-GAME REGULAR SEASON STATISTICS (TEXANS)

W	DATE	OPPONENT	TK	S	A	TACKLES				YDS	QBH	INTERCEPTIONS					FUMBLES			ST					MISC		W/L	SCORE
						SK	YDS	TFL	YDS			NO	YDS	LG	TD	PD	FF	FR	YDS	TK	S	A	FF	FR	S	A		
01	09/09	at Patriots	S	8	8	0	0.0	0.0	0	0	0	0	0	0	0	0	2	0	0	0	0	0	0	0	0	0	L	20-27
02	09/16	at Titans	S	6	3	3	0.0	0.0	0	0	0	0	0	0	0	2	0	0	0	0	0	0	0	0	0	0	L	17-20
2018 TOTALS			2-2	14	11	3	0.0	0.0	0	0	0	0	0	0	0	2	2	0	0	0	0	0	0	0	0	0	0-2	



# NATRELL JAMERSON

SAFETY

6-0 | 200 | WISCONSIN

HOMETOWN: OCALA, FLA. | AGE: 22

ROOKIE | 1ST WITH TEXANS | ACQUIRED: W-'18 (ND)

2018 GP/GS: 2/0 | CAREER GP/GS: 2/0

TEAMS: HOU 2018



31

**TRANSACTIONS:** Selected by the New Orleans Saints with the 27th pick in the fifth round (164th overall) of the 2018 NFL Draft...Waived by the Saints on Sept. 1, 2018...Claimed off waivers by the Houston Texans on Sept. 2, 2018.

## 2018 (Houston 2/0):

- ✦ Made his NFL debut at New England (9/9) and contributed on special teams
- ✦ Contributed on special teams at Tennessee (9/16)

## CAREER AT WISCONSIN:

- ✦ Played four seasons (2014-17) at the University of Wisconsin-Madison (Wis.)
- ✦ Appeared in 47 games with 16 starts as a defensive back from 2015-17 after playing wide receiver as a freshman in 2014
- ✦ Recorded 88 total tackles (61 solo), 16 passes defended, two interceptions, five tackles for loss and 1.5 sacks during his career as a Badger
- ✦ Returned 38 kickoffs for 784 yards (20.6 avg.) and one touchdown

## 2017 (Wisconsin):

- ✦ Started all 14 games at safety for the Badgers as a senior
- ✦ Recorded 51 total tackles (32 solo), 3.5 tackles for loss, 10 passes defended and two interceptions, including one returned for a touchdown
- ✦ Contributed to a unit that led the nation in pass efficiency defense (96.4), ranked second nationally in total defense (262.1 yards per game), third in scoring defense (13.9 points per game) and third in rushing defense (98.4 yards per game)
- ✦ Earned the Jimmy Demetral Team Most Valuable Player Award
- ✦ Earned Big Ten Defensive Player of the Week for his efforts against Northwestern (9/30) when he produced a career-high six total tackles, 0.5 sack and two interceptions, including one returned 36 yards for a touchdown

## 2016 (Wisconsin):

- ✦ Appeared in eight games with two starts as a nickel back
- ✦ Recorded 19 total tackles (16 solo), 1.0 tackle for loss and four pass breakups
- ✦ Returned three kickoffs for a season-best 62 yards in the Big Ten Championship Game vs. Penn State (12/3)

## 2015 (Wisconsin):

- ✦ Played in all 13 games as the Badgers' primary kickoff returner
- ✦ Returned 21 kickoffs for 468 yards (22.3 avg.)
- ✦ Recorded a 98-yard kickoff return at Maryland (11/7)
- ✦ Tallied 14 total tackles and 0.5 tackle for loss as a reserve defensive back

## 2014 (Wisconsin):


- ✦ Appeared in 12 games as a wide receiver for the Badgers as a true freshman
- ✦ Recorded one carry for 23 yards and one kickoff return for 21 yards

## PERSONAL:

- ✦ Attended Vanguard High School in Ocala, Fla.
- ✦ Recorded 119 receptions for 2,096 yards and 42 touchdowns during his high school career
- ✦ Earned first-team Class 6A All-State honors by the *Associated Press* as a senior after posting 68 receptions for 1,195 yards and 17 touchdowns
- ✦ Returned two kickoffs for touchdowns as a senior
- ✦ Named the District 8 Most Valuable Player by the Florida Athletic Coaches Association in 2013
- ✦ Caught 33 passes for 643 yards and seven touchdowns as a junior
- ✦ Graduated from Wisconsin with a degree in human development and family studies

## 2018 GAME-BY-GAME REGULAR SEASON STATISTICS (TEXANS)

			TACKLES								INTERCEPTIONS					FUMBLES			ST					MISC			
W	DATE	OPPONENT	TK	S	A	SK	YDS	TFL	YDS	QBH	NO	YDS	LG	TD	PD	FF	FR	YDS	TK	S	A	FF	FR	S	A	W/L	SCORE
01	09/09	at Patriots	P	0	0	0	0.0	0.0	0	0	0	0	0	0	0	0	0	0	0	0	0	0	0	0	0	L	20-27
02	09/16	at Titans	P	0	0	0	0.0	0.0	0	0	0	0	0	0	0	0	0	0	0	0	0	0	0	0	0	L	17-20
2018 TOTALS			2-0	0	0	0	0.0	0.0	0	0	0	0	0	0	0	0	0	0	0	0	0	0	0	0	0	0-2	



# RODERICK JOHNSON

TACKLE

6-6 | 306 | FLORIDA STATE

HOMETOWN: FLORISSANT, MO. | AGE: 22

2ND NFL SEASON | 1ST WITH TEXANS | ACQUIRED: W-'18 (CLE)

CAREER GP/GS: 0/0

TEAMS: CLE 2017; HOU 2018



63

**TRANSACTIONS:** Selected by the Cleveland Browns with the 16th pick in the fifth round (160th overall) of the 2017 NFL Draft...Waived by the Browns on June 19, 2018...Claimed off waivers by the Houston Texans on June 20, 2018...Waived by the Texans on Sept. 1, 2018...Signed to the Texans practice squad on Sept. 2, 2018...Signed to the Texans active roster on Sept. 12, 2018.

**2018 (Houston 0/0):**

- ✦ Inactive Week 2 at Tennessee (9/16)

**2017 (Cleveland 0/0):**

- ✦ Placed on the Reserve/Injured list on Sept. 4

**COLLEGE:**

- ✦ Played three seasons (2014-16) at Florida State University in Tallahassee, Fla.
- ✦ Two-time Jacobs Blocking Trophy recipient, awarded to the ACC's best blocker
- ✦ Earned All-America and first-team All-ACC recognition in 2015 and 2016
- ✦ Made 31 consecutive starts, blocking for Florida State's all-time leading rusher Dalvin Cook and a ground attack that averaged 206.8 yards per game in 2016
- ✦ One of two offensive linemen to start every game in 2015 (all at

left tackle)

- ✦ Earned first-team All-ACC honors in 2015 by the media and coaches
- ✦ Paved the way for Cook to set a single-season school record with 1,691 rushing yards, including nine 100-yard rushing games
- ✦ Appeared in eight contests (five starts) as a freshman in 2014, en route to being named a freshman All-American
- ✦ Majored in social sciences


**PERSONAL:**

- ✦ Four-star recruit from Hazelwood Central High School in Florissant, Mo.
- ✦ Earned Missouri Class 6A first-team all-state honors
- ✦ Two-time first-team All-Metro selection
- ✦ Helped his team to a 12-1 record, a Suburban North Conference Championship and an appearance in the Missouri 6A state semifinals as a senior
- ✦ Led an offensive line that blocked for 3,088 rushing yards (237.5 yards per game)
- ✦ Earned the STL Football U Junior National Elite award
- ✦ Given name is Roderick Tyler Johnson, but preferred name is Rod
- ✦ Interested in social science and computer programming
- ✦ Lists the Pentagon as his desired workplace if not pursuing his football career

**2018 GAME-BY-GAME REGULAR SEASON STATISTICS (TEXANS)**

W	DATE	OPPONENT	P/S		W/L	SCORE
01	09/09	at Patriots		PRACTICE SQUAD	L	20-27
02	09/16	at Titans		INACTIVE	L	17-20
<b>2018 TOTALS</b>			<b>0-0</b>		<b>0-2</b>	





# JOHNATHAN JOSEPH

CORNERBACK

5-11 | 186 | SOUTH CAROLINA

HOMETOWN: ROCK HILL, S.C. | AGE: 34

13TH NFL SEASON | 8TH WITH TEXANS | ACQUIRED: UFA-'11 (CIN)

2018 GP/GS: 2/2 | CAREER GP/GS (POST): 174/163 (8/8)

TEAMS: CIN 2006-10; HOU 2011-18



24

**TRANSACTIONS:** Selected by the Cincinnati Bengals with the 24th pick in the first round (24th overall) of the 2006 NFL Draft...Signed by the Houston Texans on July 29, 2011...Re-signed with the Texans on June 18, 2015.

## HONORS:

- Associated Press Second-Team All-Pro (2011)
- Pro Bowl selection (2x – 2012-13)
- Pro Football Weekly/PFWA All-NFL, All-AFC Team (2011)
- SI.com (Peter King) All-Pro Team (2011)
- AFC Defensive Player of the Week (2017 - Week 6)
- Tied with S Kareem Jackson for the most interceptions in Texans history (14)

## CAREER:

- The all-time leader in Texans history with 93 passes defended
- Owns 28 career interceptions, seven forced fumbles and six fumble recoveries
- Has recorded 14 interceptions since signing with the Texans, tied with Kareem Jackson for the most in franchise history
- Since he entered the NFL in 2006, ranks first among active players with 169 passes defended
- Leads all active cornerbacks in the NFL in career total tackles with 650
- Scored seven career touchdown returns (six interceptions and one fumble recovery)
- Led the Texans and set a single-season career high with 22 passes defended in 2015, topping his previous best of 20 in 2006 and 2009 with Cincinnati
- With 39 career postseason tackles, passed S Danieal Manning (23), DE J.J. Watt (24) and S Kareem Jackson (25) for the second-most in Texans postseason history
- One of three players (S Kareem Jackson and LS Jon Weeks) to play in every postseason game in Texans history

## 2018 (Houston 2/2):

- Finished second on the team with seven total tackles (five solo) and notched one pass defended at New England (9/9). Passed Aeneas Williams (168) for the 13th-most career passes defended in NFL history
- Recorded two total tackles (one solo) at Tennessee (9/16)

## 2017 (Houston 16/16):

- Tallied 47 total tackles (37 solo), nine passes defended, two interceptions and two tackles for loss in 16 games
- Recorded two passes defended and one tackle in the season opener vs. Jacksonville (9/10)

- Joined Terence Newman as the only active CBs with 600 career tackles after racking up two stops vs. Tennessee (10/1)
- Started his fifth game of the season and 150th of his career and posted a season-high six total tackles (five solo) vs. Kansas City (10/8)
- Finished with three total tackles, three passes defended and two interceptions with an 82-yard pick-six vs. Cleveland (10/15). This marked Joseph's second career multi-interception game and first as a Texan. The 82-yard interception return for a touchdown marks the longest in Joseph's career, fourth-longest in Texans history and tied Joseph with Jackson for first in Texans history with three interceptions returned for a touchdown
- Earned AFC Defensive Player of the Week for his performance vs. Cleveland (10/15)
- Notched a pair of solo tackles and had one pass defended at Baltimore (11/27)
- Recorded four solo tackles and his second tackle for loss of the season while moving into ninth place in team history with 101 games played as a Texan at Tennessee (12/3)
- Made his 100th start for the Texans and posted two solo tackles and two passes defended vs. San Francisco (12/10)

## 2016 (Houston 13/11, 2/2):

- Tallied 45 total tackles (38 solo), nine passes defended and one forced fumble in 13 games played
- Notched four solo tackles and a pass defended in the season opener vs. Chicago (9/11)
- Finished with five tackles (four solo) and tied for the team lead with two passes defended vs. Kansas City (9/18)
- Recorded three tackles (two solo) and a pass defended at New England (9/22)
- Matched a season high with five tackles, all solo, and added a pass defended vs. Tennessee (10/2) in Week 4
- Tallied four tackles (three solo) before departing with an injury at Minnesota (10/9)
- Tied for the team lead with seven total tackles, all solo, and recorded a pass defended at Jacksonville (11/13) in Week 10
- Led the team and matched his single-game season high with two passes defended vs. San Diego (11/27) in Week 12
- Inactive for Week 14 at Indianapolis and Week 15 vs. Jacksonville with an injury
- Returned to game action and logged two solo tackles vs. Cincinnati (12/24) in Week 16
- Became the first player in Texans history with 10 solo tackles and three passes defended in a postseason game vs. Oakland (1/7/17) in the AFC Wild Card round. His 10 solo tackles were

also a Texans postseason record

## 2015 (Houston 16/16, 1/1):

- Started all 16 games for the second straight year and totaled 58 tackles (48 solo), a career-high 22 passes defended, one interception, one forced fumble, one fumble recovery and one tackle for loss
- Made four solo tackles and had a pass defended vs. Kansas City (9/13)
- Recorded five tackles (four solo) at Carolina (9/20)
- Tied a single-game career high with five passes defended vs. Tampa Bay (9/27), matching his highest total since Nov. 8, 2009 against Baltimore. Also had three tackles, including two solo stops
- Finished third on the team with six tackles (four solo) and had one pass defended at Jacksonville (10/18)
- Recovered his first fumble of the season and sixth of his career in the third quarter at Miami (10/25). Also contributed four solo tackles
- Tied for fourth on the team with six tackles (five solo) and led the Texans with two passes defended vs. Tennessee (11/1)
- Had four solo tackles, two passes defended and one interception at Cincinnati (11/16). Including postseason, intercepted a pass in each of his last four games against the Bengals
- Led the team with seven tackles (five solo), including one for loss, and one pass defended vs. New Orleans (11/29). Recorded his fourth straight game with at least one pass defended
- Forced a fumble on Colts WR Griff Whalen in the fourth quarter at Indianapolis (12/20), which was recovered by CB Kareem Jackson. The Texans scored a field goal on the next drive and increased their lead to 16-10. It marked his first forced fumble of the season and sixth of his career. Also added two solo tackles in the game
- Led the team with four passes defended vs. Jacksonville (1/3/16), which tied his third-highest single-game total of his career and second-highest of the season
- Led the Texans and set a single-season career high with 22 passes defended, topping his previous best of 20 in 2006 and 2009 with Cincinnati
- Finished with two tackles (one solo) vs. Kansas City (1/9/16) and passed LB Brooks Reed (19) for the fifth-most career tackles in Texans postseason history

## 2014 (Houston 16/16):

- Started all 16 games and finished with a career-best 75 tackles. Also had two interceptions, including a 60-yard interception return for touchdown, two forced fumbles, two fumble recoveries and 11 passes defended
- Led the team and tied a career high with 11 solo tackles in a Week 1 win vs. Washington (9/7)
- Forced a fumble and recovered a fumble and returned it 49 yards in Week 2 at Oakland (9/14). Finished with five total tackles
- Made five solo tackles and recovered a fumble and returned it 24 yards at the N.Y. Giants (9/21) in Week 3
- Recorded five solo tackles and two passes defended against Buffalo (9/28) in Week 4
- Tied for the team high with nine total tackles and registered a pass defended at Dallas (10/5)
- Made six solo tackles vs. Indianapolis (10/9) in Week 6
- Recorded a pair of solo tackles vs. Philadelphia (11/2) in Week 9 before leaving the game with an injury
- Registered a pair of tackles and two passes defended at

Cleveland (11/16) in Week 11

- Recorded his fifth career interception return for touchdown on a 60-yard return at the 7:30 mark of the third quarter vs. Cincinnati (11/23). Became the second player in franchise history to have two career interception return for touchdowns (DB Aaron Glenn, 2002-04). Also had three tackles and a pass defended
- Intercepted Titans QB Zach Mettenberger at the 6:57 mark of the first quarter and returned it 25 yards to the Titans 20 for his second interception of the season in Week 13. Recorded interceptions in back-to-back games for the first time since 2009 and for the fourth time in his career. Also had three tackles and a pass defended
- Had four tackles and a pass defended at Jacksonville (12/7) in Week 14 and vs. Baltimore (12/21) in Week 16
- Had four solo tackles and two passes defended vs. Jacksonville (12/28) in Week 17

## 2013 (Houston 15/15):

- Started all 15 games he played in and led the team with three interceptions and 16 passes defended to go along with 55 total tackles
- Recorded one solo tackle and two passes defended at San Diego (9/9)
- Recorded seven solo tackles and one pass defended vs. Tennessee (9/15)
- Recorded three tackles (two solo), three passes defended and an interception, tying him for fifth-place all time in franchise history vs. Seattle (9/29)
- Added two more passes defended vs. Oakland (11/17)
- Totaled a season-high nine tackles (eight solo) and two passes defended vs. Jacksonville (11/24)
- Had three solo tackles and an interception returned 31 yards vs. New England (12/1)
- Tied a season high with nine tackles (nine solo) and returned an interception 32 yards at Indianapolis (12/15)
- Recorded his 16th pass defended on the season before leaving the game with an injury vs. Denver (12/22)

## 2012 (Houston 14/14, 2/2):

- Finished the season with 66 tackles (59 solo) and two interceptions
- Made six tackles (four solo) and intercepted a pass and returned it 36 yards vs. Miami (9/9)
- Made six tackles (five solo) and led the defense with three passes broken up at Denver (9/23)
- Made four solo tackles and threw a key block that helped S Danieal Manning return an interception 55 yards for a score vs. Tennessee (9/30)
- Registered five solo tackles at the N.Y. Jets (10/8)
- Picked off Ravens QB Joe Flacco and returned it 52 yards vs. Baltimore (10/21) for his first touchdown as a Texan
- Collected seven tackles (six solo) at Chicago (11/11)
- Inactive at Detroit (11/22) and at Tennessee (12/2)
- Recorded six total tackles at New England (12/10)
- Registered five solo tackles and a pass defended vs. Minnesota (12/23)
- Intercepted his second career pass in postseason play when he picked off Bengals QB Andy Dalton and returned it 14 yards in the third quarter in the AFC Wild Card Playoff vs. Cincinnati (1/5/13)
- Had five tackles, including three solo tackles in AFC Divisional Playoff at New England (1/13/13)

## 2011 (Houston 15/15, 2/2):

- ✦ Finished with 44 tackles (40 solo) and tied for the team lead with four interceptions and a team-best 15 passes defended and two forced fumbles
- ✦ Started and made five tackles (four solo) and one tackle for loss in the season opener vs. Indianapolis (9/11)
- ✦ Intercepted Dolphins QB Chad Henne and returned it five yards to the 6-yard line setting up a second quarter touchdown at Miami (9/18)
- ✦ Recorded interceptions in consecutive games for the third time in his career when he picked off Drew Brees at New Orleans (9/25)
- ✦ Intercepted Ravens QB Joe Flacco in the second quarter and made seven tackles (five solo) at Baltimore (10/16)
- ✦ Forced a fumble, made three solo tackles and broke up two passes at Tennessee (10/23)
- ✦ Made four solo tackles and broke up a pass vs. Cleveland (11/6)
- ✦ Had two solo tackles and a hit on Buccaneers TE Kellen Winslow, which forced the ball out where it was intercepted by LB Brian Cushing at Tampa Bay (11/13)
- ✦ Intercepted Jaguars QB Blaine Gabbert in the second quarter and returned it 29 yards at Jacksonville (11/27)
- ✦ Inactive for the season finale vs. Tennessee (1/1/12)
- ✦ Recorded six solo tackles, including one for loss, while adding an interception and two passes defended in AFC Wild Card Playoff vs. Cincinnati (1/7/12)
- ✦ Recorded two solo tackles and three passes defended in AFC Divisional Playoff at Baltimore (1/15/12)

## 2010 (Cincinnati 12/12):

- ✦ Started 12 games and made 53 total tackles
- ✦ Ranked second on team in passes defended (11) and interceptions (three)
- ✦ Registered four tackles at Cleveland (10/3)
- ✦ Intercepted Buccaneers QB Josh Freeman in the second quarter and returned it 11 yards vs. Tampa Bay (10/11)
- ✦ Made five tackles and had a pass defended at Indianapolis (11/14), helping hold Colts QB Peyton Manning to a season-low 185 passing yards and no touchdowns
- ✦ Three tackles and two interceptions (one for a touchdown) vs. Buffalo (11/21), marking the first multi-interception game of his career

## 2009 (Cincinnati 16/16, 1/1):

- ✦ Tallied 69 total tackles (58 solo), a career-high six interceptions, 20 passes defended, two tackles for loss and one forced fumble in 16 starts
- ✦ Intercepted Steelers QB Ben Roethlisberger pass and returned it 30 yards for a touchdown vs. Pittsburgh (9/27)
- ✦ Intercepted Browns QB Derek Anderson on the goal line and returned it 32 yards in the third quarter at Cleveland (10/3)
- ✦ Intercepted Ravens QB Joe Flacco at the goal line in the first quarter and returned it 21 yards at Baltimore (10/11)
- ✦ Had his first forced fumble of the year when he stripped Bears WR Devin Hester, with LB Dhani Jones recovering for Bengals vs. Chicago (10/25)
- ✦ Posted a team-high five passes defended vs. Baltimore (11/8), including a third-quarter interception of Ravens QB Joe Flacco on a deep pass
- ✦ Had a team-high four passes defended, with five tackles and a forced fumble in a win at Pittsburgh (11/15)
- ✦ Had four tackles at Oakland (11/22), plus a diving interception of

Raiders QB Bruce Gradkowski in the fourth quarter

- ✦ Picked off Chargers QB Philip Rivers at the Bengals 19-yard line in the second quarter and returned it seven yards at San Diego (12/20)
- ✦ Five tackles in AFC Wild Card Playoffs vs. N.Y. Jets (1/9/10)

## 2008 (Cincinnati 8/7):

- ✦ Posted 42 total tackles (31 solo), 13 passes defended, one interception, one tackle for loss, one forced fumble and one fumble recovery in eight games played
- ✦ Returned a fumble by Ravens RB Ray Rice 65 yards and produced only Bengals touchdown vs. Baltimore (9/7)
- ✦ Tied for team lead in total tackles (12) and led in solo tackles (10) and in passes defended (three) vs. Jacksonville (11/2)
- ✦ Had his first interception of the year, ending Philadelphia's final scoring threat of the first half when he picked off Eagles QB Donovan McNabb and returned it 22 yards (11/26)

## 2007 (Cincinnati 15/14):

- ✦ Tallied 58 total tackles (45 solo), four interceptions and 15 passes defended in 15 games played
- ✦ Went 42 yards for a touchdown with his first pro interception (off Jets QB Chad Pennington), and the late fourth-quarter score provided eventual winning points vs. N.Y. Jets (10/21)
- ✦ Snagged his second interception vs. Tennessee (11/25), outfighting Titans TE Bo Scaife for a pass in the first quarter, with a four-yard return
- ✦ Intercepted a pass for the second straight game at Pittsburgh (12/2), picking off Steelers QB Ben Roethlisberger at the Steelers 24-yard line in the fourth quarter and returning it seven yards
- ✦ Helped thwart a comeback bid by picking off Browns QB Derek Anderson at the Bengals 5-yard line in the fourth quarter, with a 23-yard return vs. Cleveland (12/23)

## 2006 (Cincinnati 16/9):

- ✦ Compiled 57 total tackles (45 solo), 20 passes defended, two fumble recoveries and one quarterback hit as a rookie
- ✦ Blocked Saints K John Carney's PAT try after Saints' final touchdown in the fourth quarter, the first Bengals' blocked PAT since 1991 at New Orleans (11/16)
- ✦ Tied his season high with seven tackles and tied the team's season high with four passes defended vs. Baltimore (11/30)
- ✦ Recovered a fumble on the Raiders' first offensive play vs. Oakland (12/10)

## COLLEGE:

- ✦ Played two seasons (2004-05) at South Carolina after playing in 2003 at Coffeyville (Kan.) Community College
- ✦ Entered NFL Draft after his junior season at South Carolina
- ✦ Played only 14 games at South Carolina due to broken foot that limited him to two games in 2004, but still established himself among the elite cornerbacks in the SEC
- ✦ Played in 12 games with 11 starts in 2005, when he had four interceptions, including one returned for a touchdown

## PERSONAL:

- ✦ Donated \$5,000 per interception, \$1,000 for every pass defended and \$250 per tackle during the 2017 season to Habitat for Humanity in Houston for Hurricane Harvey relief
- ✦ Established the Johnathan Joseph Foundation to create and support programs that emphasize character development, to promote academic excellence and to support and create



# TEXANS BIOS

- initiatives for disadvantaged youth from single-parent homes
- Attended Northwestern High School in Rock Hill, S.C., where he was all-state in football and all-region in track
- Holds an annual football camp at Northwestern High School for

- youth in his hometown
- Hosts "Operation Backpack" to offer students in Rock Hill, S.C. new backpacks for the upcoming school year annually

## JOHNATHAN JOSEPH - NFL REGULAR SEASON STATISTICS

		TACKLES										INTERCEPTIONS						FUMBLES				ST						MISC	
DATE	TEAM	GP	GS	TK	S	A	TFL	YDS	SK	YDS	QBH	NO	YDS	LG	TD	PD	FF	FR	YDS	TK	S	A	FF	FR	S	A			
2006	Bengals	16	9	57	45	12	0	0	0.0	0.0	1	0	0	0	0	20	0	1	0	0	0	0	0	0	1	0	0		
2007	Bengals	15	14	58	45	13	0	0	0.0	0.0	0	4	76	42t	1	15	0	0	0	4	4	0	0	0	0	0	0		
2008	Bengals	8	7	42	31	11	1	0	0.0	0.0	0	1	22	22	0	13	1	1	65	0	0	0	0	0	0	0	0		
2009	Bengals	16	16	69	58	11	2	0	0.0	0.0	0	6	92	32	1	20	1	0	0	1	1	0	0	0	0	0	0		
2010	Bengals	12	12	42	37	5	2	0	0.0	0.0	0	3	38	21t	1	8	0	0	0	0	0	0	0	0	0	0	0		
2011	Texans	15	15	44	40	4	2	0	0.0	0.0	0	4	40	29	0	15	1	0	0	0	0	0	0	0	0	0	0		
2012	Texans	14	14	57	52	5	0	0	0.0	0.0	0	2	88	52t	1	10	0	0	0	0	0	0	0	0	0	0	0		
2013	Texans	15	15	47	44	3	1	4	0.0	0.0	1	3	64	32	0	16	0	0	0	0	0	0	0	0	0	0	0		
2014	Texans	16	16	75	70	5	1	2	0.0	0.0	0	2	85	60t	1	11	2	2	73	0	0	0	0	0	0	0	0		
2015	Texans	16	16	58	48	10	1	2	0.0	0.0	0	1	2	2	0	22	1	1	0	0	0	0	0	0	0	0	0		
2016	Texans	13	11	45	38	7	0	0	0.0	0.0	0	0	0	0	0	9	1	0	0	0	0	0	0	0	0	0	0		
2017	Texans	16	16	47	37	10	2	6	0.0	0.0	0	2	85	82t	1	9	0	0	0	0	0	0	0	0	0	0	0		
2018	Texans	2	2	9	7	2	0	0	0.0	0.0	0	0	0	0	0	1	0	0	0	0	0	0	0	0	0	0	0		
NFL TOTALS		174	163	650	552	98	12	14	0.0	0.0	2	28	592	82t	6	169	7	5	138	5	5	0	0	1	0	0	0		

## JOHNATHAN JOSEPH - NFL POSTSEASON STATISTICS

DATE	TEAM	TACKLES										INTERCEPTIONS						FUMBLES			ST						MISC	
		GP	GS	TK	S	A	TFL	YDS	SK	YDS	QBH	NO	YDS	LG	TD	PD	FF	FR	YDS	TK	S	A	FF	FR	S	A		
2009	Bengals	1	1	5	3	2	0	0	0.0	0.0	0	0	0	0	0	0	0	0	0	0	0	0	0	0	0	0		
2011	Texans	2	2	8	8	0	1	0	0.0	0.0	0	1	-1	0	0	5	0	0	0	0	0	0	0	0	0	0		
2012	Texans	2	2	10	8	2	0	0	0.0	0.0	0	1	14	14	0	2	0	0	0	0	0	0	0	0	0	0		
2015	Texans	1	1	2	1	1	0	0	0.0	0.0	0	0	0	0	0	0	0	0	0	0	0	0	0	0	0	0		
2016	Texans	2	2	14	14	0	0	0	0.0	0.0	0	0	0	0	0	3	0	0	0	0	0	0	0	0	0	0		
NFL TOTALS		8	8	39	34	5	1	0	0.0	0.0	0	2	13	14	0	10	0	0	0	0	0	0	0	0	0	0		

## SINGLE-GAME HIGHS: DEFENSIVE

<b>Total Tackles</b>	15 vs. Jacksonville Jaguars, Nov 02, 2008	<b>Interceptions</b>	2 vs. Cleveland Browns, Oct 15, 2017
<b>Passes Defensed</b>	5 vs. Tampa Bay Buccaneers, Sep 27, 2015		...1 more at 2.
	...1 more at 5.	<b>Interception Return Yards</b>	85 vs. Cleveland Browns, Oct 15, 2017
<b>Forced Fumbles</b>	2 at Oakland Raiders, Sep 14, 2014	<b>Special Teams Tackles</b>	3 vs. Los Angeles Rams, Dec 09, 2007
<b>Fumble Recoveries</b>	1 at Miami Dolphins, Oct 25, 2015	<b>Special Teams Fumble Recoveries</b>	1 vs. Los Angeles Chargers, Nov 12, 2006
	...4 more at 1.		
<b>Tackles For Loss</b>	1 at Tennessee Titans, Dec 03, 2017		
	...11 more at 1.		

## SINGLE-GAME HIGHS - POSTSEASON: DEFENSIVE

<b>Total Tackles</b>	10 vs. Oakland Raiders, Jan 07, 2017	<b>Interceptions</b>	1 vs. Cincinnati Bengals, Jan 05, 2013
<b>Passes Defensed</b>	3 vs. Oakland Raiders, Jan 07, 2017		...1 more at 1.
	...1 more at 3.	<b>Interception Return Yards</b>	14 vs. Cincinnati Bengals, Jan 05, 2013
<b>Tackles For Loss</b>	1 vs. Cincinnati Bengals, Jan 07, 2012		

## 2018 GAME-BY-GAME REGULAR SEASON STATISTICS (TEXANS)

W DATE OPPONENT	TK	S	A	TACKLES					QBH	INTERCEPTIONS					FUMBLES			ST					MISC		W/L SCORE
				SK	YDS	TFL	YDS	YDS		NO	YDS	LG	TD	PD	FF	FR	YDS	TK	S	A	FF	FR	S	A	
01 09/09 at Patriots	S	7	6	1	0.0	0.0	0	0	0	0	0	0	0	1	0	0	0	0	0	0	0	0	0	0	L 20-27
02 09/16 at Titans	S	2	1	1	0.0	0.0	0	0	0	0	0	0	0	0	0	0	0	0	0	0	0	0	0	0	L 17-20
<b>2018 TOTALS</b>	<b>2-2</b>	<b>9</b>	<b>7</b>	<b>2</b>	<b>0.0</b>	<b>0.0</b>	<b>0</b>	<b>0</b>	<b>0</b>	<b>0</b>	<b>0</b>	<b>0</b>	<b>0</b>	<b>1</b>	<b>0</b>	<b>0</b>	<b>0</b>	<b>0</b>	<b>0</b>	<b>0</b>	<b>0</b>	<b>0</b>	<b>0</b>	<b>0</b>	<b>0-2</b>





# PETER KALAMBAYI

OUTSIDE LINEBACKER

6-3 | 254 | STANFORD

HOMETOWN: MATTHEWS, N.C. | AGE: 23

ROOKIE | 1ST WITH TEXANS | ACQUIRED: D6C-'18

2018 GP/GS: 2/0 | CAREER GP/GS: 2/0

TEAMS: HOU 2018



58

**TRANSACTIONS:** Selected by the Houston Texans with the 40th pick of the sixth round (214th overall) in the 2018 NFL Draft.

## 2018 (Houston 2/0):

- Recorded one special teams tackle on kickoff coverage in his NFL debut when he brought down Patriots WR Cordarrelle Patterson at the 18-yard line at New England (9/9)
- Contributed on special teams at Tennessee (9/16)

## CAREER AT STANFORD:

- Played four seasons (2014-17) at Stanford (Calif.) University after redshirting the 2013 campaign
- Compiled 190 total tackles (111 solo), 18.5 sacks, 28 tackles for loss, eight pass breakups, two forced fumbles and an interception in 54 career games played

## 2017 (Stanford):

- Elected team captain by teammates for a second straight year
- Pac-12 All-Academic honorable mention
- National Football Foundation and College Hall of Fame Hampshire Honor Society
- Butkus Award watch list
- Compiled 61 total tackles (31 solo), 7.0 tackles for loss, 4.0 sacks, one pass breakup in 14 games played
- Team-high five solo tackles, 1.0 sack and one pass defended vs. Rice (8/26)
- Recorded 10 tackles (five solo), 1.0 sack and 1.5 tackles for loss vs. Notre Dame (11/25)

## 2016 (Stanford):

- Elected team captain by teammates
- Butkus Award watch list
- Phil Steele All-Pac-12 preseason first team
- Athlon All-Pac-12 preseason second team
- Started all 13 games played
- Recorded 45 tackles (29 solo), 6.0 tackles for loss, 3.5 sacks, two passes defended
- Compiled six total tackles (3.0 tackles for loss), 2.5 sacks vs. Kansas State (9/2)
- Amassed a team-high seven tackles (four solo), one tackle for loss and one pass defended at Cal (11/19)

## 2015 (Stanford):

- Pac-12 All-Academic honorable mention

- Butkus Award watch list
- Phil Steele All-Pac-12 preseason third team
- Athlon All-Pac-12 preseason second team
- Recorded 52 tackles (5.5 tackles for loss), 4.5 sacks and three passes defended in 14 games played
- Compiled 12 tackles at Northwestern (9/5) in first career start

## 2014 (Stanford):

- Earned Pac-12 Defensive Player of the Week (9/29)
- Recorded 32 tackles (19 solo), 9.5 tackles for loss and 6.5 sacks in 13 games played
- Had one tackle, one interception in career debut vs. UC Davis (8/30)
- Compiled six tackles (five solo), 3.0 sacks at Washington (9/27) becoming the first Cardinal with 3.0 sacks in single game since Shayne Skov in the 2011 Orange Bowl

## 2013 (Stanford):

- Redshirted


## PERSONAL:

- Full name is Peter Mukeba Kalambayi
- Son of Liselle Kalambayi
- Attended Butler (N.C.) and played football under head coach Brian Hales
- 2012 PrepStar All-American and Dream Team selection
- 2012 USA Today first team All-American
- Selected to 2013 U.S. Army All-American Bowl
- Finalist for 2012 High School Butkus Award
- Two-time AP first-team all-state
- 2012 Charlotte Observer Defensive Player of the Year
- Earned four varsity football letters
- Led team to undefeated seasons and 4AA state titles in 2009, 2011 and 2012
- 101 tackles (13 for loss), 7.0 sacks, three forced fumbles, three fumble recoveries, one pick in 2012
- Lettered in basketball and track and field
- Averaged 13 rebounds per game as a center on the basketball team
- All-conference in the 4x100m, shot put and discus
- All-state in shot put with a personal-best 53.5
- Born in Raleigh, N.C.
- Uncle, Khari Joseph, played football at Brown
- One younger sister, Andrea
- Family is from Trinidad and Tobago

# TEXANS BIOS

## 2018 GAME-BY-GAME REGULAR SEASON STATISTICS (TEXANS)

				TACKLES							INTERCEPTIONS					FUMBLES			ST					MISC				
W	DATE	OPPONENT		TK	S	A	SK	YDS	TFL	YDS	QBH	NO	YDS	LG	TD	PD	FF	FR	YDS	TK	S	A	FF	FR	S	A	W/L	SCORE
01	09/09	at Patriots	P	0	0	0	0.0	0.0	0	0	0	0	0	0	0	0	0	0	0	1	1	0	0	0	0	0	L	20-27
02	09/16	at Titans	P	0	0	0	0.0	0.0	0	0	0	0	0	0	0	0	0	0	0	0	0	0	0	0	0	0	L	17-20
2018 TOTALS			2-0	0	0	0	0.0	0.0	0	0	0	0	0	0	0	0	0	0	0	1	1	0	0	0	0	0	0-2	



# SENI0 KELEMETE

GUARD

6-3 | 301 | WASHINGTON

HOMETOWN: SEATTLE, WASH. | AGE: 28

6TH NFL SEASON | 1ST WITH TEXANS | ACQUIRED: UFA-'18 (NO)

2018 GP/GS: 2/2 | CAREER GP/GS (POST): 60/24 (2/1)

TEAMS: ARI 2012; NO 2014-17; HOU 2018



64

**TRANSACTIONS:** Selected by the Arizona Cardinals with the 16th pick in the fifth round (151st overall) of the 2012 NFL Draft...Waived by the Cardinals on Aug. 30, 2013...Signed to the New Orleans Saints practice squad on Sept. 2, 2013...Released from the Saints practice squad on Sept. 24, 2013...Signed to the Saints practice squad on Sept. 26, 2013...Signed by the Saints on Jan. 14, 2014...Re-signed with the Saints on March 10, 2016...Signed by the Houston Texans as an unrestricted free agent on March 15, 2018.

## 2018 (Houston 2/2):

- Started at left guard in his Texans debut at New England (9/9) and helped post the second-highest team rushing total (167) in a season opener in franchise history
- Started at left guard and helped record a second-consecutive game with more than 140 team rushing yards at Tennessee (9/16)

## 2017 (New Orleans 16/8, 2/1):

- Appeared in all 16 games, starting at three different spots on the offensive line
- Was part of an offensive unit that ranked second in the NFL in yards per game, fifth in rushing yards per game and fifth in passing yards per game
- Started at left guard vs. New England (9/17) in Week 2
- Started at right tackle at Carolina (9/24) in Week 3
- Started at right guard vs. Chicago (10/29) in Week 8 and vs. Tampa Bay (11/5) in Week 9
- Played 47 snaps at guard vs. Carolina in the NFC Wild Card Playoff (1/7/18)
- Started at left guard at Minnesota in the NFC Divisional Playoff (1/14/18), playing every offensive snap

## 2016 (New Orleans 15/9):

- Played in 15 games, starting nine at left guard and left tackle to help pave the way for the NFL's No. 1 offense
- Played at right guard and also on special teams, blocking for an offense that gained 507 total net yards in the season opener vs. Oakland (9/11) in Week 1
- Started at left guard and blocked for an offense that gained 523 total net yards vs. Carolina (10/16) in Week 6
- Started at left guard, blocking for an offense that gained 463 total net yards at Kansas City (10/23) in Week 7

## 2015 (New Orleans 16/5):

- Appeared in all 16 games (five starts) for the first time in his career

- Made first career start at Carolina (9/27) in Week 3, filling in for Jahri Evans
- Made second consecutive start at right guard vs. Dallas (10/4) and blocked for an offense that gained 438 total net yards
- Started at left guard vs. Atlanta (10/15) in Week 6, blocking for an offense that gained 385 total net yards
- Did not surrender a sack in his first career NFL start at left tackle at Atlanta (1/3/16) and was part of an offensive line that gained 323 net yards passing

## 2014 (New Orleans 10/0):

- Appeared in 10 games, contributing primarily on special teams

## 2013 (New Orleans 0/0):

- Spent the majority of the season as a member of the Saints practice squad

## 2012 (Arizona 1/0):

- Inactive Weeks 1-15
- Made NFL debut as a reserve at right guard at San Francisco (12/30) in Week 17. Recorded first career reception off a deflected pass and gained 10 yards in the second quarter

## COLLEGE:

- Played four seasons (2008-11) at the University of Washington in Seattle, Wash.
- Saw action in 46 games and made 41 starts in his career with the Huskies
- Elected team captain as a junior and senior
- Started 26 consecutive games at left tackle from 2010-11
- Named second-team All-Pac 12 as a senior
- Started 11 of 12 games at right guard as a sophomore in 2009
- Appeared in eight games (four starts) as a defensive tackle as a freshman
- Was only one of nine true freshmen to start a game for the Huskies in 2008

## PERSONAL:

- Led Evergreen High School to a 9-2 record as a senior in 2007
- Honored as the Seamount League's Lineman of the Year on both offense and defense as a senior
- Named to the 3A all-state first team by the Associated Press and to the *Seattle Times* All-State team
- Was also a wrestler and discus thrower at Evergreen High School
- Won the Seamount League discus title in 2007

# TEXANS BIOS

## SENIO KELEMETE - NFL REGULAR SEASON STATISTICS

DATE	TEAM	GP	GS
------	------	----	----

2012	Cardinals	1	0
------	-----------	---	---

2014	Saints	10	0
------	--------	----	---

2015	Saints	16	5
------	--------	----	---

2016	Saints	15	9
------	--------	----	---

2017	Saints	16	8
------	--------	----	---

2018	Texans	2	2
------	--------	---	---

<b>NFL TOTALS</b>		<b>60</b>	<b>24</b>
-------------------	--	-----------	-----------

## SENIO KELEMETE - NFL POSTSEASON STATISTICS

DATE	TEAM	GP	GS
------	------	----	----

2017	Saints	2	1
------	--------	---	---

<b>NFL</b>		<b>2</b>	<b>1</b>
------------	--	----------	----------

<b>TOTALS</b>			
---------------	--	--	--


## 2018 GAME-BY-GAME REGULAR SEASON STATISTICS (TEXANS)

W	DATE	OPPONENT	P/S	W/L	SCORE
01	09/09	at Patriots	S	L	20-27
02	09/16	at Titans	S	L	17-20
<b>2018 TOTALS</b>			<b>2-2</b>	<b>0-2</b>	

## 2017 GAME-BY-GAME POSTSEASON STATISTICS (SAINTS)

W	DATE	OPPONENT	P/S	W/L	SCORE
01	01/07	PANTHERS	P	W	31-26
02	01/14	at Vikings	S	L	24-29
<b>2017 TOTALS</b>			<b>2-1</b>	<b>1-1</b>	





# KENDALL LAMM

TACKLE

6-6 | 299 | APPALACHIAN STATE

HOMETOWN: CHARLOTTE, N.C. | AGE: 26

4TH NFL SEASON | 4TH WITH TEXANS | ACQUIRED: CFA-'15

2018 GP/GS: 1/0 | CAREER GP/GS (POST): 41/11 (3/0)

TEAMS: HOU 2015-18



74

**TRANSACTIONS:** Signed by the Houston Texans as a college free agent on May 8, 2015...Waived by the Texans on Oct. 28, 2017...Signed by the Texans on Oct. 31, 2017.

## 2018 (Houston 1/0):

- ✦ Inactive in Week 1 at New England (9/9)
- ✦ Contributed as an extra offensive lineman and on special teams at Tennessee (9/16)

## 2017 (Houston 10/4):

- ✦ Appeared in 10 games with four starts at tackle
- ✦ Started at left tackle in the season opener vs. Jacksonville (9/10)
- ✦ Appeared in relief duty and on special teams in Weeks 2-3 and Weeks 5-6
- ✦ Started at tackle vs. Indianapolis (11/5)
- ✦ Started his third game of the season and helped pave the way for 134 rushing yards, 357 yards of total offense and the team's sixth game of 30-or-more points on the season vs. Arizona (11/19)
- ✦ Started as a tackle and also appeared on special teams vs. San Francisco (12/10)

## 2016 (Houston 15/3, 2/0):

- ✦ Saw three snaps of action as a reserve offensive lineman in the season opener vs. Chicago (9/11)
- ✦ Played on special teams in Week 2 vs. Kansas City (9/18)
- ✦ Active but did not play in Week 3 at New England (9/22)
- ✦ Made his first start of the season and fifth of his career vs. Tennessee (10/2) in Week 4
- ✦ Played 17 snaps on offense and contributed on special teams at Minnesota (10/9) in Week 5
- ✦ Started as an extra tackle and contributed on special teams vs. Indianapolis (10/16) in Week 6 and at Denver (10/24) in Week 7
- ✦ Played as an extra tackle and contributed on special teams in Weeks 8-12
- ✦ Saw spot duty as an extra tackle and at right tackle in addition to special teams in Week 13 at Green Bay (12/4)
- ✦ Played as an extra tackle and contributed on special teams in Weeks 14-17 and vs. Oakland (1/7/17) in the AFC Wild Card round
- ✦ Appeared on special teams at New England (1/14/17) in the AFC Divisional round

## 2015 (Houston 15/4, 1/0):

- ✦ Played in 15 games, making four starts, in his rookie season. Also saw action in the AFC Wild Card game vs. Kansas City

(1/9/16)

- ✦ Made his NFL debut at Carolina (9/20) and played right tackle
- ✦ Played right tackle vs. Tampa Bay (9/27)
- ✦ Made his first career NFL start vs. Indianapolis (10/8)
- ✦ Notched his first career fumble recovery following a fumble by RB Arian Foster in the second quarter at Jacksonville (10/18)
- ✦ Recorded his first career reception for a gain of seven yards in the first quarter at Buffalo (12/6)

## COLLEGE:

- ✦ Played four seasons (2011-14) at Appalachian State University in Boone, N.C. after redshirting the 2010 campaign
- ✦ First-team All-Sun Belt Conference honoree in 2014
- ✦ Started all 12 games at left tackle in 2014
- ✦ Recorded 46 knockdowns and allowed only 2.0 sacks over a team-high 817 snaps in 2014
- ✦ Clear-cut leader of an offensive line that allowed only 11.0 sacks all season and rushed for 241.8 yards per game in 2014
- ✦ Named first-team All-Southern Conference by the league's coaches and second-team by the media in 2013 after starting all 12 games at left tackle
- ✦ Compiled 28 knockdowns and was charged with allowing only 1.0 sack all season in 2013
- ✦ Started 11-of-12 games at left tackle in 2012 and was not charged with surrendering a sack nor did he commit a penalty
- ✦ Ranked third among Appalachian State's offensive linemen with 672 total plays on the campaign in 2012
- ✦ Started the first seven games of the season at left tackle as a redshirt freshman in 2011
- ✦ Redshirted in 2010

## PERSONAL:

- ✦ Played at David W. Butler High School in Matthews, N.C. for Head Coach Mike Newsome
- ✦ First-team all-state honoree as a senior
- ✦ Earned all-conference recognition three times and All-Charlotte Observer honors twice
- ✦ Helped lead Butler to a 15-0 record, the school's first state championship and a No. 2 national ranking according to PrepNation.com in 2009
- ✦ Anchored an offensive line that paved the way for the Bulldogs to average 48.4 points per game as a senior
- ✦ Butler was 49-8 during his prep career
- ✦ Son of Candace Lamm
- ✦ Graduated from Appalachian State in December 2014 with a bachelor's degree in communication-public relations

## TEXANS BIOS

### KENDALL LAMM - NFL REGULAR SEASON STATISTICS

DATE	TEAM	GP	GS
2015	Texans	15	4
2016	Texans	15	3
2017	Texans	10	4
2018	Texans	1	0
NFL TOTALS		41	11

### KENDALL LAMM - NFL POSTSEASON STATISTICS

DATE	TEAM	GP	GS
2015	Texans	1	0
2016	Texans	2	0
NFL TOTALS		3	0

### 2018 GAME-BY-GAME REGULAR SEASON STATISTICS (TEXANS)

W	DATE	OPPONENT	P/S		W/L	SCORE
01	09/09	at Patriots		INACTIVE	L	20-27
02	09/16	at Titans	P		L	17-20
2018 TOTALS			1-0		0-2	



# GREG MANCZ

CENTER/GUARD

6-4 | 302 | TOLEDO

HOMETOWN: CINCINNATI, OHIO | AGE: 26

4TH NFL SEASON | 4TH WITH TEXANS | ACQUIRED: CFA-'15

2018 GP/GS: 2/0 | CAREER GP/GS (POST): 31/23 (2/2)

TEAMS: HOU 2015-18



65

**TRANSACTIONS:** Signed by the Houston Texans as a college free agent on May 8, 2015...Re-signed with the Texans on March 14, 2018.

## 2018 (Houston 2/0):

- ✦ Contributed as a reserve offensive lineman and appeared on special teams at New England (9/9)
- ✦ Played on special teams at Tennessee (9/16)

## 2017 (Houston 10/7):

- ✦ Appeared in 10 games with five starts at guard and two at center
- ✦ Played at guard in the season opener vs. Jacksonville (9/10)
- ✦ Started at right guard at Cincinnati and led a Texans ground attack that put together a 168-yard rushing performance (9/14)
- ✦ Paved the way for a 125-yard rushing performance with a 300-yard passer at New England (9/24)
- ✦ Played on offense and special teams, helping lead the offense to 500-plus yards of total offense and 38 points at Seattle (10/29)
- ✦ Started at right guard and helped pave the way for 384 yards of total offense at Tennessee (12/3)
- ✦ Started his second consecutive game at right guard vs. San Francisco (12/10)
- ✦ Made his first start at center of the season and led the way for a season-best 176 rushing yards vs. Pittsburgh (12/25)

## 2016 (Houston 16/16, 2/2):

- ✦ Started at center in all 16 regular season games and both postseason contests, making him the only Texans lineman to start every game of the year
- ✦ Made his first career start in the season opener and helped pave the way for RB Lamar Miller's 106-yard rushing performance vs. Chicago (9/11)
- ✦ Helped block for 100-yard rushing performances by RB Lamar Miller vs. Chicago (9/11) in Week 1, vs. Indianapolis (10/16) in Week 6 and at Oakland (11/21) in Week 11
- ✦ Contributed to a Texans ground attack that put together a season-high 181 rushing yards at Jacksonville (11/13) in Week 10
- ✦ Helped RB Lamar Miller rush for 107 yards and a touchdown at Indianapolis (12/11) in Week 14

## 2015 (Houston 3/0, 0/0):

- ✦ Played in three regular season games in his rookie season

- ✦ Made his NFL debut in the season opener vs. Kansas City (9/13)
- ✦ Came in to play left guard at Carolina (9/20)
- ✦ Played in his final game of the season in Week 3 vs. Tampa Bay (9/27)
- ✦ Inactive in Weeks 4-8
- ✦ Placed on the Reserve/Injured list on Nov. 3

## COLLEGE:

- ✦ Played four seasons (2011-14) at the University of Toledo (Ohio)
- ✦ Named second-team All-America by the Football Writers Association of America (FWAA)
- ✦ Only player from Mid-American Conference to make the FWAA All-American team
- ✦ First Rocket to earn All-American honors since Eric Page was named honorable mention by Sports Illustrated in 2011
- ✦ First Toledo offensive lineman to make either first- or second-team All-America on one of the five major All-America teams since Dan Bukovich made the Associated Press first-team in 1938
- ✦ Won the Vern Smith Leadership Award, given annually to the best player in the Mid-American Conference
- ✦ First offensive lineman to win the award in its 33-year history
- ✦ First-team All-MAC selection and leader of offensive line that powered Rocket offense that ranks No. 1 in MAC in scoring, total offense and rushing offense in 2014
- ✦ Maintained a string of 47 consecutive starts
- ✦ One of 12 finalists nationally for the Wuerffel Trophy (community service)
- ✦ Also a candidate for the Rimington Trophy (center), Rotary Lombardo Award (lineman), Campbell Trophy (academics) and All State Good Works Award (community service)

## PERSONAL:

- ✦ Parents are Mary Beth Fehring and the late Brian Mancz
- ✦ Toledo Student-Athlete Advisory Council (SAAC) president in 2013-14
- ✦ Member of the Toledo Football Team Leadership Council that organizes volunteer community service activities 2010-14
- ✦ Member of the Toledo Football Leadership Board that makes all team decisions on discipline and practice adjustments 2012-14
- ✦ Vice President for Athletes in Action at Toledo for 2013-14
- ✦ Board for Fellowship of Christian Athletes 2013-14
- ✦ Graduated with a degree in finance

## TEXANS BIOS

### GREG MANCZ - NFL REGULAR SEASON STATISTICS

DATE	TEAM	GP	GS
------	------	----	----

2015	Texans	3	0
------	--------	---	---

2016	Texans	16	16
------	--------	----	----

2017	Texans	10	7
------	--------	----	---

2018	Texans	2	0
------	--------	---	---

NFL TOTALS		31	23
------------	--	----	----

### GREG MANCZ - NFL POSTSEASON STATISTICS

DATE	TEAM	GP	GS
------	------	----	----

2016	Texans	2	2
------	--------	---	---

NFL TOTALS		2	2
------------	--	---	---

### 2018 GAME-BY-GAME REGULAR SEASON STATISTICS (TEXANS)

W	DATE	OPPONENT	P/S	W/L	SCORE
01	09/09	at Patriots	P	L	20-27
02	09/16	at Titans	P	L	17-20
2018 TOTALS			2-0	0-2	





# NICK MARTIN

CENTER

6-4 | 295 | NOTRE DAME

HOMETOWN: INDIANAPOLIS, IND. | AGE: 25

3RD NFL SEASON | 3RD WITH TEXANS | ACQUIRED: D2-'16

2018 GP/GS: 2/2 | CAREER GP/GS: 16/16

TEAMS: HOU 2016-18



66

**TRANSACTIONS:** Selected by the Houston Texans with the 19th pick in the second round (50th overall) of the 2016 NFL Draft.

## 2018 (Houston 2/2):

- Started at center and helped post the second-highest team rushing total (167) in a season opener in franchise history at New England (9/9)
- Started at center and helped record a second-consecutive game with more than 140 team rushing yards at Tennessee (9/16)

## 2017 (Houston 14/14):

- Started in his NFL debut vs. Jacksonville (9/10)
- Started at center and helped lead the team to a 168-yard rushing performance at Cincinnati (9/14)
- Paved the way for a 125-yard rushing performance with a 300-yard passer at New England (9/24)
- Started vs. Tennessee (10/1) and paved the way for a 173-yard rushing performance, 445 yards of total offense, six offensive touchdowns and a franchise-record 57 points
- Started and helped block for a 144-yard rushing performance and five offensive touchdowns vs. Kansas City (10/8)
- Paved the way for 340 net yards of offense and helped the Texans score 30-plus points for a franchise-record fourth straight game vs. Cleveland (10/15)
- Played every snap at center and helped produce 500-plus yards of offense and 38 points at Seattle (10/29)
- Started his eighth consecutive game vs. Indianapolis (11/5)
- Started at center and paved the way for 134 rushing yards, 357 yards of total offense and the team's sixth game of 30-or-more points vs. Arizona (11/19)
- Helped the offense compile 384 total yards at Tennessee (12/3)
- Started at center vs. San Francisco (12/10)
- Placed on the Reserve/Injured list on Dec. 19

## 2016 (Houston 0/0, 0/0):

- Placed on the Reserve/Injured list on Aug. 30

## COLLEGE:

- Played four seasons (2012-15) at the University of Notre Dame in South Bend, Ind. after redshirting the 2011 season
- Saw action in 50 games and made 37 starts in his career with the Fighting Irish
- Named to the Rimington Trophy Watch List (2014-15) and the Lombardi Award Watch List (2014), and served as a team

captain his final two seasons

- Started 26 consecutive games from 2014-15
- As a senior in 2015, helped establish a running game that rushed for 207.6 yards per game, the highest average for Notre Dame since 1998
- Played the final 10 games of the 2014 campaign at left guard, marking his first start at any other position than center
- Part of a Fighting Irish offensive line that yielded just 8.0 sacks and ranked second in the Football Bowl Subdivision in fewest sacks allowed in 2013

## PERSONAL:

- First-team Indiana all-state pick on Associated Press Class 3A team as offensive lineman
- Named to Indiana Football Coaches Association Top 50 All-State team as one of 10 offensive linemen
- Named to the 2010 Super Team by the Indianapolis Star
- Second-team offensive lineman on U.S. Air Force Medium Schools Prep All-America squad
- Helped fourth-ranked Bishop Chatard High School in Indianapolis to 2010 Indiana Class 3A state title with 28-14 win over South Bend St. Joseph's in state title contest that marked Chatard's record 10th state title
- Chatard ended season with 11-4 record and 10 straight wins after early three-game losing streak
- Helped team to No. 3 state ranking in IFCA final regular-season poll for 2010
- Starter on both offensive and defensive lines
- Rated second-best Class 3A defensive player in Indianapolis area in preseason listings by the Indianapolis Star
- Helped Chatard to 12-2 mark as a junior in 2009 before losing to Evansville Memorial in Indiana state playoff semi-state round
- Father, Keith, played football at Kentucky and was 1982 Academic All-Southeastern Conference pick as team's top defensive tackle while also earning NCAA Postgraduate Scholarship in 1983
- Played for coach Vincent Lorenzano at Bishop Chatard High School
- Son of Pam and Keith Martin
- Brother, Zack, is a three-time All-Pro selection and two-time Pro Bowler as the starting right guard for the Dallas Cowboys after being a first-round pick in the 2014 NFL Draft
- Graduated May 2015, with a degree in management consulting from the Mendoza College of Business

## TEXANS BIOS

### NICK MARTIN - NFL REGULAR SEASON STATISTICS

DATE	TEAM	GP	GS
------	------	----	----

2016	Texans	0	0
------	--------	---	---

2017	Texans	14	14
------	--------	----	----

2018	Texans	2	2
------	--------	---	---

<b>NFL TOTALS</b>		<b>16</b>	<b>16</b>
-------------------	--	-----------	-----------

### 2018 GAME-BY-GAME REGULAR SEASON STATISTICS (TEXANS)

W	DATE	OPPONENT	P/S	W/L	SCORE
01	09/09	at Patriots	S	L	20-27
02	09/16	at Titans	S	L	17-20
<b>2018 TOTALS</b>			<b>2-2</b>	<b>0-2</b>	



# TYRANN MATHIEU

SAFETY

5-9 | 190 | LSU

HOMETOWN: NEW ORLEANS, LA. | AGE: 26

6TH NFL SEASON | 1ST WITH TEXANS | ACQUIRED: FA-'18

2018 GP/GS: 2/2 | CAREER GP/GS (POST): 68/59 (1/0)

TEAMS: ARI 2013-17; HOU 2018



32

**TRANSACTIONS:** Selected by the Arizona Cardinals with the seventh pick in the third round (69th overall) of the 2013 NFL Draft...Re-signed with the Cardinals on Aug. 2, 2016...Waived by the Cardinals on March 14, 2018...Signed by the Houston Texans on March 16, 2018.

## 2018 (Houston 2/2):

- Intercepted Patriots QB Tom Brady and recovered Patriots TE Rob Gronkowski's fumble in his Texans debut at New England (9/9). Became the first Texans player to record five total tackles, one interception and one fumble recovery in a single game since S Troy Nolan in Week 17 of the 2010 season
- Notched two total tackles at Tennessee (9/16)

## 2017 (Arizona 16/16):

- Recorded 74 total tackles (66 solo), two interceptions, seven passes defended, one forced fumble and 1.0 sack
- Compiled three solo tackles, one interception, one tackle for loss and two passes defended at Indianapolis (9/17) in a Week 2 overtime win
- Matched a career-high with 11 solo tackles vs. San Francisco (10/1) in a Week 4 overtime win

## 2016 (Arizona 10/10):

- Elected defensive team captain by teammates
- Recorded 36 total tackles, three tackles for loss, 1.0 sack, one interception, three passes defended and a forced fumble in 10 games (10 starts)
- Missed Weeks 10-11, 13-14 due to injury before being placed on injured reserve in Week 16
- Returned from an ACL injury suffered in Week 15 in 2015 and had seven solo tackles, including one for loss, in season opener vs. New England (9/11)
- Forced a fumble in the fourth quarter and had four solo tackles at Buffalo (9/25) in Week 3
- Led team with six solo tackles and recorded first interception of the season in fourth quarter vs. the New York Jets (10/17) in Week 6
- Placed on injured reserve on Dec. 23

## 2015 (Arizona 14/14):

- Earned first-team AP All-Pro and PFWA All-NFL honors
- Named to first career Pro Bowl
- Tied for the team lead with a career-high five interceptions
- Led the team in passes defended (17)
- Recorded a career-high 89 total tackles (80 solo), 11 tackles for loss, 1.0 sack, one forced fumble and his first career defensive

touchdown in 14 games played

- Intercepted QB Colin Kaepernick twice, returning one 33 yards for a touchdown vs. San Francisco (9/27) in Week 3, adding five solo tackles, one tackle for loss and a team-leading two passes defended. Named NFC Defensive Player of the Week for the first time in his career
- Awarded NFC Defensive Player of the Month for November, his first career Player of the Month honor

## 2014 (Arizona 13/6, 1/0):

- Recorded 38 total tackles (35 solo), four passes defended, two tackles for loss, an interception and a fumble recovery in 13 games played (six starts)
- Compiled six solo tackles in just 15 snaps on defense vs. San Francisco (9/21) in Week 3
- Amassed four solo tackles, one pass defended and a fumble recovery in his first start of the season vs. Washington (10/12) in Week 6
- Recorded one solo tackle in his postseason debut in the AFC Wild Card Playoff at Carolina (1/3/15)

## 2013 (Arizona 13/11):

- Compiled 67 total tackles (64 solo), nine passes defended, six tackles for loss, two interceptions, a forced fumble and 1.0 sack in 13 games played (11 starts)
- One of three rookies in the NFL to have at least two interceptions, 1.0 sack and one forced fumble
- Named NFL Defensive Rookie of the Month for October
- Led all Cardinals defensive backs with five solo tackles in his NFL debut at St. Louis (9/8) in Week 1. Also forced a fumble in the first quarter to save a touchdown

## COLLEGE:

- Played two seasons (2010-11) at Louisiana State University in Baton Rouge, La.
- Appeared in 26 career games with the Tigers and started 14 contests, registering 133 tackles (93 solo) with 16 tackles for loss, 16 pass breakups, 11 forced fumbles, eight fumble recoveries, four interceptions, 4.0 sacks and two defensive touchdowns
- His 11 forced fumbles is the most in program history by a wide margin and is tied for the most in SEC history
- Averaged 15.6 yards per punt return as a sophomore in 2011, including two returns for touchdowns
- As a sophomore, earned 2011 National Defensive Player of the Year honors, was a unanimous first-team All-American and

# TEXANS BIOS

- recipient of the Bednarik Award
- ☛ Became the first defensive back to be invited to the Heisman Trophy ceremony in New York since Charles Woodson of Michigan in 1997
- ☛ Finished fifth in the 2011 Heisman Trophy voting with 327 total points and 34 first-place votes
- ☛ Made a \$1 million donation to LSU for the Football Operations Center nicknamed "Honey Badger" and to establish a scholarship at the university
- ☛ Majored in sports administration

## PERSONAL:

- ☛ Son of Tyrone and Sheila Mathieu
- ☛ Has four siblings, Tyrone, Devon, Corey and Kerry
- ☛ Coached by David Johnson at St. Augustine High School
- ☛ Named to the *New Orleans Times-Picayune* 2010 Blue-Chip List, the *Baton Rouge Advocate* Super Dozen and the *Mobile Press Register* Super Southeast 120
- ☛ Recorded 32 total tackles, five interceptions, 1.0 sack and one fumble recovery as a senior in 2009

## TYRANN MATHIEU - NFL REGULAR SEASON STATISTICS

		TACKLES										INTERCEPTIONS						FUMBLES				ST					MISC		
DATE	TEAM	GP	GS	TK	S	A	TFL	YDS	SK	YDS	QBH	NO	YDS	LG	TD	PD	FF	FR	YDS	TK	S	A	FF	FR	S	A			
2013	Cardinals	13	11	67	64	3	6	19	1.0	10.0	3	2	7	7	0	9	1	0	0	1	1	0	0	0	0	0	0		
2014	Cardinals	13	6	38	35	3	2	5	0.0	0.0	4	1	9	9	0	4	0	1	9	0	0	0	0	0	0	0	0		
2015	Cardinals	14	14	89	80	9	11	26	1.0	9.0	3	5	92	33t	1	17	1	0	0	0	0	0	0	0	0	0	0		
2016	Cardinals	10	10	35	33	2	3	17	1.0	11.0	1	1	9	5	0	4	1	0	0	0	0	0	0	0	0	0	0		
2017	Cardinals	16	16	74	66	8	6	14	1.0	3.0	4	2	16	15	0	7	1	0	0	4	4	0	0	0	0	0	0		
2018	Texans	2	2	7	5	2	0	0	0.0	0.0	0	1	0	0	0	1	0	1	1	0	0	0	0	0	0	0	0		
NFL TOTALS		68	59	310	283	27	28	81	4.0	33.0	15	12	133	33t	1	42	4	2	10	5	5	0	0	0	0	0	0		

## TYRANN MATHIEU - NFL POSTSEASON STATISTICS

		TACKLES										INTERCEPTIONS					FUMBLES			ST					MISC	
DATE	TEAM	GP	GS	TK	S	A	TFL	YDS	SK	YDS	QBH	NO	YDS	LG	TD	PD	FF	FR	YDS	TK	S	A	FF	FR	S	A
2014	Cardinals	1	0	1	1	0	0	0	0.0	0.0	0	0	0	0	0	0	0	0	0	0	0	0	0	0	0	0
NFL TOTALS		1	0	1	1	0	0	0	0.0	0.0	0	0	0	0	0	0	0	0	0	0	0	0	0	0	0	0

## SINGLE-GAME HIGHS: DEFENSIVE

<b>Total Tackles</b>	13 at San Francisco 49ers, Nov 29, 2015	<b>Tackles For Loss</b>	3 vs. Baltimore Ravens, Oct 26, 2015
<b>Sacks</b>	1.0 vs. San Francisco 49ers, Oct 01, 2017 ...3 more at 1.0.	<b>Interceptions</b>	2 vs. San Francisco 49ers, Sep 27, 2015
<b>Passes Defensed</b>	3 vs. Jacksonville Jaguars, Nov 26, 2017 ...2 more at 3.	<b>Interception Return Yards</b>	50 vs. San Francisco 49ers, Sep 27, 2015
<b>Forced Fumbles</b>	1 at San Francisco 49ers, Nov 05, 2017 ...3 more at 1.	<b>Special Teams Tackles</b>	1 at Seattle Seahawks, Dec 31, 2017 ...4 more at 1.
<b>Fumble Recoveries</b>	1 at New England Patriots, Sep 09, 2018 ...1 more at 1.		

## SINGLE-GAME HIGHS - POSTSEASON: DEFENSIVE

<b>Total Tackles</b>	1 at Carolina Panthers, Jan 03, 2015
----------------------	--------------------------------------

## 2018 GAME-BY-GAME REGULAR SEASON STATISTICS (TEXANS)

			TACKLES								INTERCEPTIONS					FUMBLES			ST					MISC			
W	DATE	OPPONENT	TK	S	A	SK	YDS	TFL	YDS	QBH	NO	YDS	LG	TD	PD	FF	FR	YDS	TK	S	A	FF	FR	S	A	W/L	SCORE
01	09/09	at Patriots	S	5	3	2	0.0	0.0	0	0	0	1	0	0	1	0	1	1	0	0	0	0	0	0	0	L	20-27
02	09/16	at Titans	S	2	2	0	0.0	0.0	0	0	0	0	0	0	0	0	0	0	0	0	0	0	0	0	L	17-20	
2018 TOTALS			2-2	7	5	2	0.0	0.0	0	0	0	1	0	0	1	0	1	1	0	0	0	0	0	0	0	0-2	





# BENARDRICK MCKINNEY

INSIDE LINEBACKER

6-4 | 257 | MISSISSIPPI STATE

HOMETOWN: TUNICA, MISS. | AGE: 25

4TH NFL SEASON | 4TH WITH TEXANS | ACQUIRED: 02-'15

2018 GP/GS: 2/2 | CAREER GP/GS (POST): 48/45 (3/3)

TEAMS: HOU 2015-18



55

**TRANSACTIONS:** Selected by the Houston Texans with the 11th pick in the second round (43rd overall) of the 2015 NFL Draft...Signed a contract extension with the Texans on June 14, 2018.

## HONORS:

- Associated Press Second-Team All-Pro (2016)

## 2018 (Houston 2/2):

- Recorded six total tackles (five solo) at New England (9/9)
- Tallied five total tackles (one solo) at Tennessee (9/16)

## 2017 (Houston 16/16):

- Compiled a team-leading 95 total tackles (62 solo) along with 3.0 sacks, eight quarterback hits, a single-season career-high 10 tackles for loss, one forced fumble and one pass defended while starting all 16 games
- Finished sixth in the league in total tackles among all players with 3.0-or-more sacks in 2017
- Registered a team-high 11 combined tackles in the season opener vs. Jacksonville (9/10)
- Recorded career-highs with 2.0 sacks and three tackles for loss while adding six total tackles at Cincinnati (9/14)
- Made five total tackles with one quarterback hit at New England (9/24)
- Started and made six total tackles and two tackles for loss vs. Kansas City (10/8)
- Made a game-high seven solo tackles and finished with a team-high eight total tackles vs. Cleveland (10/15)
- Produced three total tackles, one quarterback hit and notched his first pass defended of the season at the Los Angeles Rams (11/12)
- Finished with a team-high nine total tackles vs. Arizona (11/19)
- Notched five total tackles on the day to pass C.C. Brown (251) for the 11th-most tackles in team history and produced his ninth tackle for loss on the season to establish a career high at Baltimore (11/27)
- Tallied seven total tackles, one tackle for loss and his third sack of the season at Tennessee (12/3)

## 2016 (Houston 16/16, 2/2):

- The only player in the NFL in 2016 and the second player in franchise history (Jamie Sharper in 2002) with at least 100 tackles and 5.0 sacks
- Finished 11th in the NFL in total tackles with 129
- Became the seventh player in franchise history to record a 100-tackle season

- Passed DeMeco Ryans (127 in 2007) for the eighth-most total tackles in a single season in Texans history
- Led the team in tackles and ranked third in sacks
- Set single-season career highs in tackles (129), quarterback hits (11), sacks (5.0), passes defended (two) and forced fumbles (one)
- His 69 total tackles through Week 7 were the most through the first seven games of a season in franchise history
- Led the team in total tackles in Weeks 2-7 and 11
- Tied for second on the team with five total tackles (two solo) and added a career-high two quarterback hits in the season opener vs. Chicago (9/11)
- Led the team with a season-high eight tackles to go along with 1.0 sack vs. Kansas City (9/18)
- Posted a single-game career-high 16 total tackles at New England (9/22) in Week 3, which marked the highest single-game total by a Texan since ILB Brian Cushing (17) in 2014
- Also notched 1.0 sack at New England (9/22), giving him a new single-season career high
- Led the team in total tackles for the third straight week with nine total (six solo) and forced a fumble vs. Tennessee (10/2) in Week 4
- Led the team with 10 tackles (five solo), marking his second 10-tackle game of the year, at Minnesota (10/9) in Week 5
- Collected a team-high 12 total tackles (seven solo), 1.0 sack and two quarterback hits vs. Indianapolis (10/16) in Week 6
- Finished second on the team with nine tackles (seven solo) at Denver (10/24) in Week 7
- Tied for the team lead with seven total tackles (six solo) and recorded two tackles for loss at Jacksonville (11/13) in Week 10
- Posted a team-high eight tackles (all solo) and notched one tackle for loss at Oakland (11/21) in Week 11
- Notched his fourth 10-tackle game of the season with 12 total tackles (eight solo) to go along with 1.0 sack and two quarterback hits vs. San Diego (11/27) in Week 12
- Tied for the team lead with eight total tackles (five solo), adding one pass defended and one quarterback hit, at Indianapolis (12/11) in Week 14
- Led the team with seven total tackles (four solo), to go along with 1.0 sack of Jaguars QB Blake Bortles and two quarterback hits vs. Jacksonville (12/18) in Week 15
- Tied for second on the team with seven total tackles, including five solo stops, vs. Cincinnati (12/24) in Week 16
- Made seven total tackles (three solo) vs. Oakland (1/7/17) in the AFC Wild Card round
- Posted the first two postseason passes defended of his career at

New England (1/14/17) in the AFC Divisional round

## 2015 (Houston 14/11, 1/1):

- ✦ Made one special teams tackle in his NFL debut vs. Kansas City (9/13)
- ✦ Talled the first two tackles, including one for loss, of his career at Carolina (9/20)
- ✦ Made his first NFL start vs. Tampa Bay (9/27). Recorded two tackles (one solo) and one special teams tackle (9/27)
- ✦ Finished second on the team with seven total tackles (six solo) vs. Indianapolis (10/8)
- ✦ Inactive in Weeks 7-8
- ✦ Led the team with nine total tackles (six solo), including one for loss at Cincinnati
- ✦ Tied for third on the team with eight total tackles, including four solo stops, vs. New England (12/13)
- ✦ His tackle total was his second-highest single-game output of the season (12/13)
- ✦ Tied for the team lead with seven total tackles (three solo), including two for loss and 1.0 sack at Indianapolis (12/20)
- ✦ Picked up his first career sack when he brought down Colts QB Matt Hasselbeck for an 11-yard loss in the third quarter at Indianapolis (12/20). The sack pinned the Colts at their own one-yard line and forced a punt
- ✦ Finished second on the team with nine total tackles, including four solo stops in Wild Card Game vs. Kansas City (1/9/16)
- ✦ Posted the second-most tackles by a rookie in a Texans postseason game (1/9/16)

## COLLEGE:

- ✦ Played three seasons (2012-14) at Mississippi State University in Starkville, Miss. after redshirting the 2011 campaign
- ✦ One of the all-time great linebackers in school history, becoming the program's first first-team All-America linebacker since 1999
- ✦ Mississippi State's top tackler in his final two seasons
- ✦ Played in 39 games with 36 starts in three seasons with the Bulldogs

- ✦ Recorded 244 total tackles, 19.5 tackles for loss, 7.5 sacks, seven passes defended and six fumble recoveries
- ✦ First-team All-America honors in 2014 from the Football Writers Association, ESPN, Phil Steele and Sports Illustrated
- ✦ Started all 13 games at middle linebacker and for the second straight year in 2014, was the Bulldogs' top tackler recording 71 with eight tackles for loss, 3.0 sacks, four passes defended, three fumble recoveries and one forced fumble
- ✦ Named to College Football News' All-Sophomore squad in 2013 when he racked up a team-best 71 total tackles, which ranked fourth among all sophomores in the SEC, and tied for the team lead in tackles for loss with 7.0 and sacks with 3.5
- ✦ Named a First-Team Freshman All-American by CBSSports.com, FoxSportsNext, Phil Steele and CollegeFootballNews.com in 2012
- ✦ Led all SEC freshmen and tied for second among freshman in the FBS with 102 total tackles in 2012, which also ranked sixth overall in the SEC, while playing in all 13 games (10 starts)
- ✦ Earned All-SEC Freshman honors by the SEC coaches and ESPN.com in 2012 when he totaled 4.5 tackles for loss, a sack, four pass breakups and a fumble recovery
- ✦ Sat out his first season as a redshirt freshman in 2011

## PERSONAL:

- ✦ Attended Rosa Fort High School in Tunica, Miss.
- ✦ A top defensive prospect in the state of Mississippi and was the first Rosa Fort player to sign with an SEC program since 2001
- ✦ Led the RFHS Lions to a 3-3 finish in Region 2 play and a first-round playoff appearance in the Class 4A state playoffs
- ✦ Selected by the state's high school coaches to the North/South All-Star Game as a linebacker
- ✦ Started at quarterback for Rosa Fort during senior season and accounted for 2,036 total yards of offense and 22 touchdowns with 1,334 passing and 702 yards on the ground
- ✦ Credited with 66 total tackles from linebacker spot
- ✦ Threw for 530 yards with five touchdowns as a junior
- ✦ Started for the Rosa Fort basketball team

## BENARDRICK MCKINNEY - NFL REGULAR SEASON STATISTICS

		TACKLES										INTERCEPTIONS						FUMBLES				ST						MISC	
DATE	TEAM	GP	GS	TK	S	A	TFL	YDS	SK	YDS	QBH	NO	YDS	LG	TD	PD	FF	FR	YDS	TK	S	A	FF	FR	S	A			
2015	Texans	14	11	58	35	23	7	22	1.0	11.0	2	0	0	0	0	0	0	0	0	5	2	3	0	0	0	0			
2016	Texans	16	16	129	79	50	8	34	5.0	31.0	11	0	0	0	0	2	1	0	0	0	0	0	0	0	0	0			
2017	Texans	16	16	95	62	33	10	26	3.0	8.0	8	0	0	0	0	1	1	0	0	0	0	0	0	0	0	0			
2018	Texans	2	2	12	6	6	0	0	0.0	0.0	0	0	0	0	0	0	0	0	0	0	0	0	0	0	0	0			
NFL TOTALS		48	45	294	182	112	25	82	9.0	50.0	21	0	0	0	0	3	2	0	0	5	2	3	0	0	0	0			

## BENARDRICK MCKINNEY - NFL POSTSEASON STATISTICS

		TACKLES										INTERCEPTIONS					FUMBLES			ST					MISC	
DATE	TEAM	GP	GS	TK	S	A	TFL	YDS	SK	YDS	QBH	NO	YDS	LG	TD	PD	FF	FR	YDS	TK	S	A	FF	FR	S	A
2015	Texans	1	1	9	4	5	0	0	0.0	0.0	0	0	0	0	0	0	0	0	0	0	0	0	0	0	0	0
2016	Texans	2	2	12	6	6	0	0	0.0	0.0	0	0	0	0	0	2	0	0	0	0	0	0	0	0	0	0
NFL TOTALS		3	3	21	10	11	0	0	0.0	0.0	0	0	0	0	0	2	0	0	0	0	0	0	0	0	0	0

# TEXANS BIOS

## SINGLE-GAME HIGHS: DEFENSIVE

**Total Tackles** 16 at New England Patriots, Sep 22, 2016  
**Sacks** 2.0 at Cincinnati Bengals, Sep 14, 2017  
**Passes Defensed** 1 at Los Angeles Rams, Nov 12, 2017  
 ...2 more at 1.

**Forced Fumbles** 1 vs. Jacksonville Jaguars, Sep 10, 2017  
 ...1 more at 1.  
**Tackles For Loss** 3 at Cincinnati Bengals, Sep 14, 2017  
**Special Teams Tackles** 2 vs. New England Patriots, Dec 13, 2015  
 ...1 more at 2.

## SINGLE-GAME HIGHS - POSTSEASON: DEFENSIVE

**Total Tackles** 9 vs. Kansas City Chiefs, Jan 09, 2016  
**Passes Defensed** 2 at New England Patriots, Jan 14, 2017

## 2018 GAME-BY-GAME REGULAR SEASON STATISTICS (TEXANS)

			TACKLES								INTERCEPTIONS					FUMBLES			ST					MISC			
W	DATE	OPPONENT	TK	S	A	SK	YDS	TFL	YDS	QBH	NO	YDS	LG	TD	PD	FF	FR	YDS	TK	S	A	FF	FR	S	A	W/L	SCORE
01	09/09	at Patriots	S	7	5	2	0.0	0.0	0	0	0	0	0	0	0	0	0	0	0	0	0	0	0	0	0	L	20-27
02	09/16	at Titans	S	5	1	4	0.0	0.0	0	0	0	0	0	0	0	0	0	0	0	0	0	0	0	0	0	L	17-20
2018 TOTALS			2-2	12	6	6	0.0	0.0	0	0	0	0	0	0	0	0	0	0	0	0	0	0	0	0	0	0-2	





# WHITNEY MERCILUS

OUTSIDE LINEBACKER

6-4 | 258 | ILLINOIS

HOMETOWN: AKRON, OHIO | AGE: 28

7TH NFL SEASON | 7TH WITH TEXANS | ACQUIRED: D1-'12

2018 GP/GS: 2/2 | CAREER GP/GS (POST): 85/65 (5/3)

TEAMS: HOU 2012-18



59

**TRANSACTIONS:** Selected by the Houston Texans in the first round (26th overall) of the 2012 NFL Draft...Re-signed with the Texans on May 5, 2015.

## HONORS:

- ✦ Associated Press Second-Team All-Pro (2016)
- ✦ AFC Defensive Player of the Month (December 2015)
- ✦ AFC Defensive Player of the Week (Week 1, 2016)

## CAREER:

- ✦ Ranks third in franchise history with 38.5 sacks
- ✦ The franchise postseason sack leader with 6.0
- ✦ Became the first player in franchise history and the fifth player in the NFL since 1982 to post two games with 3.5-or-more sacks in a season in 2015
- ✦ Tied DE Mario Williams (12.0 in 2008) for the fifth-most sacks in a season in franchise history in 2015
- ✦ Has 10 career games with 2.0-or-more sacks
- ✦ Tied the franchise rookie record for sacks with 6.0 in 2012
- ✦ Has appeared in four career playoff games, totaling 16 total tackles (10 solo), 5.0 sacks and one special teams tackle
- ✦ Joined Kevin Greene, Terrell Suggs and Von Miller as the only players since 1982 with 5.0 sacks over two playoff games
- ✦ Became the first player in franchise history to record multiple sacks in two straight postseason contests, dating back to 2016's AFC Wild Card matchup against Kansas City (1/9/16)
- ✦ Tied with OLB Brooks Reed and DE J.J. Watt (5.0) for the most career sacks in Texans postseason history and is one tackle for loss shy of Watt's franchise-record seven
- ✦ Recorded the most sacks (3.0) in a postseason game in Texans history, while tying for the fourth-most by any NFL player in a playoff contest, vs. Kansas City (1/9/16)

## 2018 (Houston 2/2):

- ✦ Amassed two total tackles at New England (9/9)
- ✦ Registered three total tackles (two solo) at Tennessee (9/16)

## 2017 (Houston 5/5):

- ✦ Tallied 10 total tackles (nine solo), 1.0 sack, one tackle for loss, one forced fumble and one quarterback hit in five games
- ✦ Recorded five tackles and one tackle for loss in the season opener vs. Jacksonville (9/10)
- ✦ Finished with six tackles, his first sack of the season and forced one fumble that was returned for a touchdown at New England (9/24)
- ✦ Placed on the Reserve/Injured list on Oct. 11

## 2016 (Houston 15/15, 2/2):

- ✦ Tied for the league lead with four fumble recoveries and led the team with 7.5 sacks
- ✦ Tied for 14th in the NFL with 13 tackles for loss
- ✦ Totaled four total tackles (two solo), 2.0 sacks and one forced fumble in the season opener vs. Chicago (9/11)
- ✦ His strip-sack of Bears QB Jay Cutler gave him 2.0 sacks for the game and his third straight multiple-sack game (including postseason) dating back to Week 17 of the 2015 season, vs. Chicago (9/11)
- ✦ Finished with three total tackles (one solo), a quarterback hit and notched a fumble recovery after a strip-sack by OLB John Simon on Chiefs QB Alex Smith vs. Kansas City (9/18)
- ✦ Finished second on the team and set a season high with seven total tackles (five solo), one tackle for loss and one quarterback hit vs. Tennessee (10/2) in Week 4
- ✦ Recorded three total tackles, 1.5 sacks and set a single-game career high with five quarterback hits at Minnesota (10/9) in Week 5
- ✦ Split a sack with DE Antonio Smith on QB Sam Bradford in the first quarter and added a full sack one quarter later, also on third down, at Minnesota (10/9)
- ✦ Notched six total tackles (four solo), 1.0 sack and two tackles for loss vs. Indianapolis (10/16)
- ✦ Tied a single-season career high (two in 2015) with his second fumble recovery of the year and fifth of his career, at Jacksonville (11/13) in Week 10
- ✦ Logged four total tackles (all solo), including a season-high three for loss, and two quarterback hits vs. San Diego (11/27) in Week 12
- ✦ Sacked Packers QB Aaron Rodgers, posted three tackles for loss and set a career high with his third fumble recovery of the season at Green Bay (12/4) in Week 13
- ✦ Posted three solo tackles, four quarterback hits, one pass defended and one fumble recovery at Indianapolis (12/11) in Week 14
- ✦ Matched his season high with 2.0 sacks of Bengals QB Andy Dalton, giving him his 10th career game with 2.0-or-more sacks, vs. Cincinnati (12/24) in Week 16
- ✦ Tied for second on the team with seven tackles (five solo), and recorded three tackles for loss and 2.0 sacks vs. Oakland (1/7/17) in the AFC Wild Card round
- ✦ Finished with four total tackles, three quarterback hits, one pass defended and 1.0 sack, giving him a franchise-best 6.0 for his postseason career, at New England (1/14/17) in the AFC Divisional round



## 2015 (Houston 16/10, 1/1):

- ✦ Finished the year with 50 total tackles (32 solo), 12.0 sacks, 16 quarterback hits, 14 tackles for loss, two passes defended, two fumble recoveries and one forced fumble. His sack and tackles for loss totals set single-season career highs, while he tied his personal-best for total tackles
- ✦ Tied Mario Williams (12.0 in 2008) for the fifth-most sacks in a season in franchise history
- ✦ Named AFC Defensive Player of the Month for December
- ✦ Had two total tackles (one solo), one tackle for loss and one fumble recovery vs. Tampa Bay
- ✦ Registered his first 2.0 sacks of the season at Jacksonville (10/18)
- ✦ Posted a career-high 3.5 sacks vs. Tennessee (11/1), which is tied for the second-most in a game in Texans history (LB Connor Barwin, 4.0 at Jacksonville, 11/27/11, and DE Mario Williams, 3.5 vs. Denver, 12/13/07)
- ✦ Tied for second on the team with seven total tackles (six solo), while adding four tackles for loss and four quarterback hits vs. Tennessee (11/1)
- ✦ Finished with five tackles, including three for loss, and a sack at Cincinnati (11/16)
- ✦ Registered four total tackles (three solo) and one pass defended at Buffalo (12/6), his second of the year and first since Week 1 against Kansas City (9/13)
- ✦ Set a single-season career-high in sacks (7.5) after he brought down Patriots QB Tom Brady for a nine-yard loss in the fourth quarter vs. New England (12/13)
- ✦ Finished the game with five total tackles (three solo) and 1.0 sack vs. New England (12/13)
- ✦ Sacked Colts QB Charlie Whitehurst in the fourth quarter at Indianapolis (12/20)
- ✦ Tallied five total tackles (three solo), 3.5 sacks, three quarterback hits, two tackles for loss, one forced fumble and one fumble recovery vs. Jacksonville (1/3/16)
- ✦ Became the first player in franchise history and the fifth player in the NFL since 1982 to post two games with 3.5-or-more sacks in a season
- ✦ Recorded the most sacks (3.0) in a postseason game in Texans history, while tying for the fourth-most by any NFL player, in a playoff contest vs. Kansas City (1/9/16)
- ✦ Finished with eight total tackles (five solo), 3.0 sacks for a loss of 17 yards and four quarterback hits in Wild Card Game vs. Kansas City (1/9/16)

## 2014 (Houston 15/13):

- ✦ Started 13-of-15 games and registered 50 total tackles, 5.0 sacks, 11 quarterback hits, nine tackles for loss and two forced fumbles
- ✦ Started and recorded a tackle at Oakland (9/14) in Week 2
- ✦ Made five total tackles at N.Y. Giants (9/21) in Week 3
- ✦ Recorded two quarterback hits and made two tackles vs. Buffalo (9/28) in Week 4
- ✦ Made five total tackles and added a tackle for loss and quarterback hit at Dallas (10/5) in Week 5
- ✦ Recorded six total tackles, two tackles for loss and a quarterback hit vs. Indianapolis (10/9) in Week 6
- ✦ Recorded the fourth multi-sack game of his career at Pittsburgh (10/20). Strip-sacked Ben Roethlisberger in the first quarter and finished the game with five total tackles, two tackles for loss, one quarterback hit and one pass defended
- ✦ Had a multi-sack game for the fifth time in his career and second

time this season vs. Philadelphia (11/2) in Week 9. Tied for the team lead with a career-high nine total tackles. Set a season high with three quarterback hits and tied a season high with two tackles for loss

- ✦ Made five total tackles vs. Cincinnati (11/23) in Week 12
- ✦ Had three total tackles and a tackle for loss vs. Tennessee (11/30) in Week 13
- ✦ Inactive in Week 15
- ✦ Had three total tackles and forced his second fumble of the season vs. Baltimore (12/21) in Week 16
- ✦ Sacked Jaguars QB Blake Bortles for three yards vs. Jacksonville (12/28) in Week 17. Finished with three total tackles, one tackle for loss and one quarterback hit

## 2013 (Houston 16/16):

- ✦ Started all 16 games at WILL linebacker and recorded 65 total tackles, 7.0 sacks, 18 quarterback hits and six tackles for loss
- ✦ Recorded seven total tackles (five solo) and 1.0 sack for a loss of six yards at San Diego (9/9)
- ✦ Amassed eight total tackles (four solo) and 2.5 sacks vs. Seattle (9/29)
- ✦ Recorded six total tackles (three solo) and 1.0 sack at San Francisco (10/6)
- ✦ Added another sack to go along with four solo tackles vs. Jacksonville (11/24)
- ✦ Recorded his seventh sack of the season vs. Denver (12/22)

## 2012 (Houston 16/4, 2/0):

- ✦ Tied the Texans rookie record for sacks in a season with 6.0
- ✦ Made his Texans and NFL debut at outside linebacker in the season opener vs. Miami (9/9)
- ✦ Registered his first career sack and forced a fumble when he dropped Ravens QB Joe Flacco for a two-yard loss in the first quarter vs. Baltimore (10/21)
- ✦ Recorded 2.0 sacks and collected his second career forced fumble vs. Buffalo (11/4)
- ✦ Made two total tackles (one solo) at Chicago (11/11)
- ✦ Collected a season-high four tackles at Detroit (11/22)
- ✦ Sacked Titans QB Jake Locker twice for a total loss of six yards and recovered a fumble at Tennessee (12/2)
- ✦ Sacked Patriots QB Tom Brady for a seven-yard loss in the third quarter at New England (12/10) to give him 6.0 sacks on the season, tying the franchise rookie sack record set by OLB Brooks Reed in 2011
- ✦ Made his postseason debut in the AFC Wild Card Playoff vs. Cincinnati (1/5/13)
- ✦ Made one tackle and one special teams tackle in AFC Divisional Playoff at New England (1/13/13)

## COLLEGE:

- ✦ Played three seasons (2009-11) at the University of Illinois in Champaign, Ill. after redshirting the 2008 campaign
- ✦ Started 15-of-37 games with the Illini, recording 81 total tackles (42 solo) with 18.0 sacks (119 yards), 28 tackles for loss (150 yards), 11 forced fumbles and two fumble recoveries
- ✦ Tied for eighth in NCAA FBS history with 11 forced fumbles, which also ranks fifth all-time in the Big Ten Conference and is second on the Illini all-time list (13 by Simeon Rice from 1992-95)
- ✦ Set a school and Big Ten single-season record with nine forced fumbles in 2011
- ✦ Third on the Illinois single-season tackle for loss chart with 22.5 in 2011

## TEXANS BIOS

- ✦ Earned 2011 All-America and All-Big Ten Conference first-team honors from The NFL Draft Report as the scouting service named him the league's Player of the Year and National Defensive Lineman of the Year
- ✦ Mid-season All-America from Phil Steele's College Football and was selected National Defensive Lineman of the Week for his performance vs. Indiana (3.0 sacks) his senior season
- ✦ Led the nation in sacks per game (1.23) and fumbles forced per game (0.833) as a senior
- ✦ Recorded a career-high 57 total tackles (28 solo) with 16.0 sacks (105 yards) to tie the school season-record that was first set by Simeon Rice in 1994
- ✦ Played in all 13 games, starting two games at weak-side defensive end his junior season
- ✦ Recorded 16 total tackles (eight solo) with a 7-yard sack and

three tackles for loss in 2010

- ✦ Recorded eight total tackles (four solo), two assisted sacks and 3.5 tackles for loss in 2009
- ✦ Redshirted as a freshman

### PERSONAL:

- ✦ Attended Garfield High School in Akron, Ohio
- ✦ Played defensive end and tight end and earned Northeast Ohio Inland All-Star team, Cleveland Plain-Dealer Defensive All-Star team and All-District honors after leading the Rams to a 7-3 record in 2007
- ✦ A Prep Star All-Region and All-Akron City League choice, he recorded 36 solo tackles with a pair of sacks, six stops behind the line of scrimmage and four fumble recoveries, advancing one 36 yards for a score

### WHITNEY MERCILUS - NFL REGULAR SEASON STATISTICS

DATE TEAM	GP	GS	TK	TACKLES					YDS	QBH	INTERCEPTIONS					FUMBLES			ST					MISC	
				S	A	TFL	YDS	SK			NO	YDS	LG	TD	PD	FF	FR	YDS	TK	S	A	FF	FR	S	A
2012 Texans	16	4	18	15	3	6	0	6.0	17.0	7	0	0	0	0	1	2	1	0	7	5	2	0	0	0	0
2013 Texans	16	16	47	33	14	6	31	7.0	36.0	18	0	0	0	0	0	0	0	0	0	0	0	0	0	0	0
2014 Texans	15	13	50	31	19	9	35	5.0	30.0	11	0	0	0	0	0	2	0	0	0	0	0	0	0	0	0
2015 Texans	16	10	50	32	18	14	63	12.0	60.0	16	0	0	0	0	2	1	1	5	2	0	2	0	1	0	0
2016 Texans	15	15	53	36	17	13	57	7.5	56.5	22	0	0	0	0	1	1	4	7	0	0	0	0	0	0	0
2017 Texans	5	5	10	9	1	1	1	1.0	6.0	1	0	0	0	0	0	1	0	0	0	0	0	0	0	0	0
2018 Texans	2	2	5	2	3	0	0	0.0	0.0	0	0	0	0	0	0	0	0	0	0	0	0	0	0	0	0
<b>NFL TOTALS</b>	<b>85</b>	<b>65</b>	<b>233</b>	<b>158</b>	<b>75</b>	<b>49</b>	<b>187</b>	<b>38.5</b>	<b>205.5</b>	<b>75</b>	<b>0</b>	<b>0</b>	<b>0</b>	<b>0</b>	<b>4</b>	<b>7</b>	<b>6</b>	<b>12</b>	<b>9</b>	<b>5</b>	<b>4</b>	<b>0</b>	<b>1</b>	<b>0</b>	<b>0</b>

### WHITNEY MERCILUS - NFL POSTSEASON STATISTICS

DATE TEAM	GP	GS	TK	TACKLES					YDS	QBH	INTERCEPTIONS					FUMBLES			ST					MISC	
				S	A	TFL	YDS	SK			NO	YDS	LG	TD	PD	FF	FR	YDS	TK	S	A	FF	FR	S	A
2012 Texans	2	0	1	0	1	0	0	0.0	0.0	0	0	0	0	0	0	0	0	0	1	1	0	0	0	0	0
2015 Texans	1	1	8	5	3	3	17	3.0	17.0	4	0	0	0	0	0	0	0	0	0	0	0	0	0	0	0
2016 Texans	2	2	11	7	4	4	23	3.0	20.0	5	0	0	0	0	1	0	0	0	0	0	0	0	0	0	0
<b>NFL TOTALS</b>	<b>5</b>	<b>3</b>	<b>20</b>	<b>12</b>	<b>8</b>	<b>7</b>	<b>40</b>	<b>6.0</b>	<b>37.0</b>	<b>9</b>	<b>0</b>	<b>0</b>	<b>0</b>	<b>0</b>	<b>1</b>	<b>0</b>	<b>0</b>	<b>0</b>	<b>1</b>	<b>1</b>	<b>0</b>	<b>0</b>	<b>0</b>	<b>0</b>	<b>0</b>

### SINGLE-GAME HIGHS: DEFENSIVE

<b>Total Tackles</b>	9 vs. Philadelphia Eagles, Nov 02, 2014	<b>Fumble Recoveries</b>	1 at Indianapolis Colts, Dec 11, 2016
<b>Sacks</b>	3.5 vs. Jacksonville Jaguars, Jan 03, 2016	<b>Tackles For Loss</b>	4 vs. Tennessee Titans, Nov 01, 2015
	...1 more at 3.5.	<b>Special Teams Tackles</b>	2 vs. Baltimore Ravens, Oct 21, 2012
<b>Passes Defensed</b>	1 at Indianapolis Colts, Dec 11, 2016		...1 more at 2.
	...3 more at 1.	<b>Special Teams Fumble Recoveries</b>	1 vs. Tampa Bay Buccaneers, Sep 27, 2015
<b>Forced Fumbles</b>	1 at New England Patriots, Sep 24, 2017		
	...6 more at 1.		

### SINGLE-GAME HIGHS - POSTSEASON: DEFENSIVE

<b>Total Tackles</b>	8 vs. Kansas City Chiefs, Jan 09, 2016	<b>Tackles For Loss</b>	3 vs. Oakland Raiders, Jan 07, 2017
<b>Sacks</b>	3.0 vs. Kansas City Chiefs, Jan 09, 2016		...1 more at 3.
<b>Passes Defensed</b>	1 at New England Patriots, Jan 14, 2017	<b>Special Teams Tackles</b>	1 at New England Patriots, Jan 13, 2013

### 2018 GAME-BY-GAME REGULAR SEASON STATISTICS (TEXANS)

			TACKLES									INTERCEPTIONS					FUMBLES			ST					MISC			
W	DATE	OPPONENT	TK	S	A	SK	YDS	TFL	YDS	QBH	NO	YDS	LG	TD	PD	FF	FR	YDS	TK	S	A	FF	FR	S	A	W/L	SCORE	
01	09/09	at Patriots	S	2	0	2	0.0	0.0	0	0	0	0	0	0	0	0	0	0	0	0	0	0	0	0	0	L	20-27	
02	09/16	at Titans	S	3	2	1	0.0	0.0	0	0	0	0	0	0	0	0	0	0	0	0	0	0	0	0	0	L	17-20	
2018 TOTALS			2-2	5	2	3	0.0	0.0	0	0	0	0	0	0	0	0	0	0	0	0	0	0	0	0	0	0-2		



# LAMAR MILLER

RUNNING BACK

5-10 | 221 | MIAMI (FLA.)

HOMETOWN: MIAMI, FLA. | AGE: 27

7TH NFL SEASON | 3RD WITH TEXANS | ACQUIRED: UFA-'16 (MIA)

2018 GP/GS: 2/2 | CAREER GP/GS (POST): 93/77 (2/2)

TEAMS: MIA 2012-15; HOU 2016-18



26

**TRANSACTIONS:** Selected by the Miami Dolphins with the second pick in the fourth round (97th overall) of the 2012 NFL Draft...Signed by the Houston Texans as an unrestricted free agent on March 10, 2016.

## CAREER:

- ✦ Ranks second in the AFC and fifth in the NFL with 3,932 rushing yards over the past four seasons (2014-17)
- ✦ Fifth among all NFL running backs in scrimmage yards over the past four seasons (2014-17) with a total of 5,119 (3,932 rushing yards and 1,187 receiving yards)
- ✦ In his first season with the Texans in 2016, became just the fourth player in franchise history to rush for 1,000 yards in a season and made his NFL postseason debut
- ✦ Became the fourth player in Texans history to score a rushing and receiving touchdown in the same game vs. Indianapolis (10/16/16)
- ✦ Played in 67 consecutive games from 2012-16 and started 56 consecutive games from 2013-16
- ✦ Had a 54-yard touchdown reception and an 85-yard touchdown run - both in the second quarter vs. Houston on (10/25/15), becoming the second player in NFL history with an 85-plus yard touchdown run and 50-plus yard touchdown catch in a single game (RB Chris Johnson) and the only player to accomplish the feat in a single quarter
- ✦ Has 10 career 100-yard rushing games

## 2018 (Houston 2/2):

- ✦ Rushed 20 times for 98 yards (4.9 avg.) and caught one pass for 11 yards (11.0 avg.) at New England (9/9). Passed Ben Tate (1,992) for the third-most career rushing yards in team history and eclipsed 2,000 yards rushing in his Texans career
- ✦ Registered 68 yards rushing on 14 carries (4.9 avg.) and caught two passes for two yards at Tennessee (9/16)

## 2017 (Houston 16/13):

- ✦ Led the Texans in rushing with 888 yards on 238 carries (3.73 avg.) and had 327 receiving yards on 36 receptions (9.1 avg.) Also scored three rushing touchdowns and a single-season career-high three receiving touchdowns, making him the third player in franchise history to produce three rushing and three receiving touchdowns in a season
- ✦ Tied for the NFL lead with 14 games producing 55-or-more scrimmage yards
- ✦ One of eight players in the NFL with 880-or-more rushing yards and 320-or-more receiving yards
- ✦ Joined WR Antonio Brown, WR Julio Jones and RB Frank Gore

as the only players to gain 1,200-or-more yards from scrimmage in each of the last four seasons

- ✦ Led the team with 96 yards of total offense in the season opener vs. Jacksonville (9/10)
- ✦ Notched 61 rushing yards and 26 receiving yards to produce 85-or-more yards of offense for the second consecutive week at Cincinnati (9/14)
- ✦ Recorded 56 rushing yards and had 60-or-more yards of offense for the third consecutive game at New England (9/24)
- ✦ Turned a season-high 19 carries into a season-high 75 rushing yards and one touchdown vs. Tennessee (10/1). Miller also added four receptions for 56 yards and a touchdown to produce 131 yards of total offense
- ✦ Started his fifth-straight game and rushed for 74 yards on 15 carries vs. Kansas City (10/8)
- ✦ Rushed for 41 yards and added 40 receiving yards vs. Cleveland (10/15). Passed 1,000 career carries in the game
- ✦ Tallied 54 rushing yards, one rushing touchdown, 19 receiving yards and one receiving touchdown at Seattle (10/29). This marked Miller's second time this season producing a game with a rushing and receiving touchdown and he joins Arian Foster as the only player to do so three times as a Texan
- ✦ Totaled 57 rushing yards on 10 carries and caught three passes for 34 yards vs. Indianapolis (11/5). Extended his streak of 60-or-more scrimmage yards to every game this season and 10 consecutive
- ✦ Produced 74 yards of offense (60 rushing, 14 receiving) on 12 touches at the Los Angeles Rams (11/12)
- ✦ Finished with 61 rushing yards and four receptions for 22 yards and one touchdown vs. Arizona (11/19). Recorded 51 rushing yards and one touchdown on 17 carries while catching one pass for seven yards at Baltimore (11/27)
- ✦ Rushed for a team-high 53 yards and added two receptions for seven yards vs. San Francisco (12/10). Passed Alfred Blue (477) for the third-most rushing attempts in franchise history, passed Steve Slaton (1,832) for the fourth-most rushing yards in franchise history

## 2016 (Houston 14/14, 2/2):

- ✦ Finished 10th in the NFL in rushing yards (1,073), 19th in scrimmage yards (1,261) and 24th in first downs (61)
- ✦ Started his first game as a Texan and rushed for 106 yards on a career-high 28 attempts, averaging 3.8 yards per carry. Also caught four passes for 11 yards vs. Chicago (9/11)
- ✦ Finished with 83 rushing yards on 25 carries and 14 receiving yards on two receptions vs. Kansas City (9/18)
- ✦ Set career highs for rushing attempts in a quarter (10 in first



quarter) and half (16 in first half), and totaled 21 carries for 80 yards at New England (9/22) in Week 3

- Rushed for 82 yards on 19 attempts (season-high 4.3 avg.) and caught three passes for 26 yards vs. Tennessee (10/2) in Week 4
- Rushed for a touchdown and a season-high 149 yards on 24 carries, averaging 6.2 yards per attempt. Also caught three passes for 29 yards and a touchdown vs. Indianapolis (10/16) in Week 6
- Recorded a rushing and receiving touchdown in the same game for the second time in his career and first since Week 7 of 2015, vs. Indianapolis (10/16) in Week 6
- Totaled 61 yards on 11 attempts (5.6 avg.), including a season-long 25-yard run, at Denver (10/24) in Week 7
- Rushed 17 times for 56 yards and a touchdown, while catching two passes for seven yards vs. Detroit (10/30) in Week 8
- Totaled 83 rushing yards on 15 carries (5.5 avg.), including a season-long 45-yard run, at Jacksonville (11/13) in Week 10
- Registered his third 100-yard performance of the season with 104 rushing yards on 24 attempts (4.3 avg.) and scored on a one-yard touchdown run in the third quarter at Oakland (11/21) in Week 11
- Surpassed his previous career high of 216 carries in a season (2014) at Green Bay (12/4)
- Posted 107 rushing yards on 21 attempts (5.1 avg.) and scored a touchdown at Indianapolis (12/11) in Week 14
- Rushed for 63 yards and the game-winning touchdown on 22 carries and added two receptions for 26 yards for a total of 89 scrimmage yards vs. Jacksonville (12/18) in Week 15
- Inactive for Week 16 vs. Cincinnati (12/24) with an injury
- In his first career postseason game, led the team with 73 rushing yards and a touchdown on 31 carries, which was the second-most carries in Texans postseason history, vs. Oakland (1/7/17) in the AFC Wild Card round
- Logged 89 scrimmage yards with 73 rushing yards and 16 receiving yards at New England (1/14/17) in the AFC Divisional round

## 2015 (Miami 16/16):

- Started all 16 games
- Recorded 194 carries for 872 yards (4.5 avg.) and eight touchdowns
- Added 47 receptions for 397 yards (8.4 avg.) and two receiving touchdowns
- Totaled 100 yards for the first time on the year with a 19-carry, 113-yard performance and a touchdown at Tennessee (10/18)
- Named FedEx Ground Player of the Week as he rushed for 175 yards on 14 carries (12.5 avg.) and one touchdown while catching three passes for 61 yards (20.3) and a 54-yard receiving touchdown in win vs. Houston (10/25)
- Scored twice and totaled 44 rushing yards on 12 carries (3.7 avg.) at Buffalo (11/8)
- Totaled 20 carries for 113 yards (5.7 avg.) in win vs. Baltimore (12/6)
- Rushed for 89 yards on 12 carries (7.4 avg.) and two scores vs. N.Y. Giants (12/14)

## 2014 (Miami 16/16):

- Led the Dolphins in with 216 carries for 1,099 yards (5.09 avg.) and eight touchdowns in 16 games
- Added 38 catches for 275 yards and one touchdown
- Led the Dolphins in rushing on 14 occasions during the season
- Became the first Dolphins player to eclipse the 1,000-yard

rushing mark since RB Reggie Bush in 2011 and posted the eighth-highest single-season total in Miami history

- His 1,099 yards were 10th in the NFL and fifth in AFC
- His eight rushing touchdowns were tied for eighth in the NFL and tied for second in the AFC
- His 5.09 average per carry was fifth in the NFL and second in the AFC overall and second in the NFL and AFC among running backs
- Rushed 11 times for 59 yards and added four receptions for 19 yards and one touchdown, the first touchdown reception of his career, vs. New England (9/7)
- Rushed for 108 yards vs. Kansas City (9/21)
- Carried the ball 12 times for 64 yards with two rushing touchdowns at Oakland in London (9/28), which marked the first multi-rushing touchdown game of his career
- Rushed 14 times for 53 yards and one touchdown vs. Green Bay (10/12)
- Rushed for 61 yards on 18 carries and one touchdown at Chicago (10/19), which marked the third consecutive game he scored a rushing touchdown
- Closed the season by rushing 19 times for a career-high 178 yards and one touchdown vs. N.Y. Jets (12/28)
- It was the sixth-highest single-game rushing total in the NFL and the fifth-most in the AFC in 2014
- In addition, his 9.37 yards per rush (19-178) against the N.Y. Jets was the highest single-game average in the NFL in 2014 among all running backs with a minimum of 15 carries
- Recorded a 97-yard touchdown run in the third quarter vs. the N.Y. Jets (12/28), which was tied for the third-longest run in NFL history, behind the 98-yard run by RB Ahman Green of Green Bay in 2003 and RB Tony Dorsett's 99-yard run for the Dallas Cowboys in 1982

## 2013 (Miami 16/15):

- Played in all 16 games with 15 starts
- Led the Dolphins in rushing with 177 carries for 709 yards and two touchdowns
- Added 26 catches for 170 yards
- Led the team in rushing on 11 occasions
- Led the Dolphins in rushing with 14 carries for 69 yards and one touchdown, coming on a 10-yard run, and added two catches for six yards at Indianapolis (9/15)
- Led the Dolphins in rushing with eight carries for 62 yards, including a season-long 49-yard run vs. Atlanta (9/22)
- Had 11 carries for 62 yards and one touchdown and added one catch for six yards at New Orleans (9/30)
- Posted nine carries for 43 yards, including a 30-yard run, vs. Buffalo (10/20)
- Recorded 18 carries for 89 yards and added three catches for 23 yards at New England (10/27)
- Posted 16 carries for 105 yards, including a 41-yard run, and added four catches for 24 yards vs. Cincinnati (10/31)
- It marked the first 100-yard rushing performance of his NFL career
- Gained 72 yards on 22 carries and added one catch for 13 yards at N.Y. Jets (12/1)
- Had 15 carries for 61 yards vs. New England (12/15)
- Led the team with 17 carries for 73 yards and added one catch for four yards vs. N.Y. Jets (12/29)

## 2012 (Miami 13/1):

- Played in 14 games with one start as a rookie



## TEXANS BIOS

- Was inactive for two games
- Recorded 51 carries for 250 yards and one touchdown
- Added six receptions for 45 yards
- Made NFL debut in a reserve role vs. Oakland (9/16) and had ten carries for 65 yards and one touchdown
- His touchdown came on a 15-yard run in the fourth quarter, the first touchdown of his career
- It was the first time a Dolphins rookie had a rushing touchdown since Ronnie Brown in 2005
- His first NFL carry came on a five-yard run in the first quarter
- Registered nine carries for 48 yards, including a 22-yard run, vs. N.Y. Jets (9/23)
- Had three carries for 12 yards and added two catches for 13 yards, the first two receptions of his NFL career, vs. Tennessee (11/11)
- Made the first start of his NFL career at San Francisco (12/9)
- Led the Dolphins in rushing with ten carries for season-high 73 yards, including a long run of 28 yards, vs. Buffalo (12/23)

### COLLEGE:

- Two-year letterman (2010-11) and one-year starter at the University of Miami (Fla.) after redshirting the 2009 campaign
- Played in 23 career games with 13 starts
- Recorded 335 carries for 1,918 yards (5.7 avg.) with 15 touchdowns
- Caught 28 passes for 181 yards (6.5 avg.) and one score
- Added 15 kickoff returns for 376 yards (25.1 avg.) and a touchdown and three punt returns for 16 yards (5.3 avg.)
- Ran for more than 100 yards nine times during his career
- Started 12 games as a redshirt sophomore in 2011
- Named as a first-team All-Atlantic Coast Conference selection
- Rushed for 1,272 yards on 227 carries (5.6 avg.) and nine touchdowns
- Became the first Miami running back since Willis McGahee in 2002 to rush for more than 1,000 yards in a season

- It was the third-best single-season rushing total in program history, behind Willis McGahee (1,753 yards in 2002) and Edgerrin James (1,416 in 1998)
- Added 17 receptions for 85 yards (5.0 avg.) and a score
- Also returned seven kickoffs for 162 yards (23.4 avg.)
- Was the only back in country with a rush of 40 yards or more through each of the first four games of the season
- Rushed for 100-plus yards in each of first five games of season
- Played in 11 games with one start as a redshirt freshman in 2010
- Recorded 108 carries for 646 yards (6.0 avg.) and six touchdowns
- Added 11 receptions for 96 yards (8.7 avg.)
- Had eight kickoff returns for 214 yards (26.8 avg.) and a touchdown
- Was twice named ACC Rookie of the Week
- Majored in liberal arts

### PERSONAL:

- Attended Miami (Fla.) Killian High School
- Named first-team all-state recognition as a senior
- Led Miami-Dade in rushing with 217 carries for 1,749 yards and 22 touchdowns
- Earned second-team all-state honors as a junior
- Amassed 154 carries for 1,126 yards with 12 scores
- Also lettered in basketball and track and field
- Held a summer job while in high school at what was then called the Miami MetroZoo (it became Zoo Miami in the summer of 2010)
- Grew up a fan of the Miami Hurricanes
- Worked with local schools in team's bowling, Dave & Buster's, mini-golf and go-karting events
- Participated in the Miami Dolphins Foundation's Fins Weekend events
- Walked in support of WalkAbout Autism event at Sun Life Stadium

### LAMAR MILLER - NFL REGULAR SEASON STATISTICS

DATE TEAM	GP	GS	RUSHING						RECEIVING				
			NO.	YDS.	AVG.	LG	TD		NO.	YDS	AVG	LG	TD
2012 Dolphins	13	1	51	250	4.9	28	1		6	45	7.5	12	0
2013 Dolphins	16	15	177	709	4.0	49	2		26	170	6.5	22	0
2014 Dolphins	16	16	216	1,099	5.1	97t	8		38	275	7.2	20	1
2015 Dolphins	16	16	194	872	4.5	85t	8		47	397	8.4	54t	2
2016 Texans	14	14	268	1,073	4.0	45	5		31	188	6.1	16	1
2017 Texans	16	13	238	888	3.7	21	3		36	327	9.1	32	3
2018 Texans	2	2	34	166	4.9	31	0		3	13	4.3	11	0
<b>NFL TOTALS</b>	<b>93</b>	<b>77</b>	<b>1178</b>	<b>5,057</b>	<b>4.3</b>	<b>97t</b>	<b>27</b>		<b>187</b>	<b>1,415</b>	<b>7.6</b>	<b>54t</b>	<b>7</b>

### LAMAR MILLER - NFL POSTSEASON STATISTICS

DATE TEAM	GP	GS	RUSHING						RECEIVING				
			NO.	YDS.	AVG.	LG	TD		NO.	YDS	AVG	LG	TD
2016 Texans	2	2	50	147	2.9	19	1		4	15	3.8	6	0
<b>NFL TOTALS</b>	<b>2</b>	<b>2</b>	<b>50</b>	<b>147</b>	<b>2.9</b>	<b>19</b>	<b>1</b>		<b>4</b>	<b>15</b>	<b>3.8</b>	<b>6</b>	<b>0</b>

# TEXANS BIOS

## SINGLE-GAME HIGHS: RUSHING/RECEIVING

<b>Rush Attempts</b>	28 vs. Chicago Bears, Sep 11, 2016	<b>Receiving Yards</b>	97 at Buffalo Bills, Nov 08, 2015
<b>Rushing Yards</b>	178 vs. New York Jets, Dec 28, 2014	<b>Longest Receptions</b>	54t vs. Houston Texans, Oct 25, 2015
<b>Longest Runs</b>	97t vs. New York Jets, Dec 28, 2014	<b>Receiving TDs</b>	1 vs. Arizona Cardinals, Nov 19, 2017 ...6 more at 1.
<b>Rushing TDs</b>	2 vs. New York Giants, Dec 14, 2015 ...2 more at 2.	<b>All-purpose yards</b>	236 vs. Houston Texans, Oct 25, 2015
<b>Receptions</b>	7 at Buffalo Bills, Nov 08, 2015	<b>Most TDs</b>	2 at Seattle Seahawks, Oct 29, 2017 ...6 more at 2.

## SINGLE-GAME HIGHS - POSTSEASON: RUSHING/RECEIVING


<b>Rush Attempts</b>	31 vs. Oakland Raiders, Jan 07, 2017	<b>Receiving Yards</b>	15 at New England Patriots, Jan 14, 2017
<b>Rushing Yards</b>	74 at New England Patriots, Jan 14, 2017	<b>Longest Receptions</b>	6 at New England Patriots, Jan 14, 2017
<b>Longest Runs</b>	19 vs. Oakland Raiders, Jan 07, 2017	<b>All-purpose yards</b>	89 at New England Patriots, Jan 14, 2017
<b>Rushing TDs</b>	1 vs. Oakland Raiders, Jan 07, 2017	<b>Most TDs</b>	1 vs. Oakland Raiders, Jan 07, 2017
<b>Receptions</b>	4 at New England Patriots, Jan 14, 2017		

## 100-YARD RUSHING GAMES (10): REGULAR SEASON

DATE	TEAM	ATT.	YDS.	AVG.	LG	TD
10/31/13	BENGALS	16	105	6.6	41	0
09/21/14	CHIEFS	15	108	7.2	24	0
12/28/14	JETS	19	178	9.4	97t	1
10/18/15	at Titans	19	113	5.9	22	1
10/25/15	TEXANS	14	175	12.5	85t	1
12/06/15	RAVENS	20	113	5.7	22	0
09/11/16	BEARS	28	106	3.8	12	0
10/16/16	COLTS	24	149	6.2	23	1
11/21/16	at Raiders	24	104	4.3	33	1
12/11/16	at Colts	21	107	5.1	20	1

## 2018 GAME-BY-GAME REGULAR SEASON STATISTICS (TEXANS)

				RUSHING				RECEIVING					
W	DATE	OPPONENT	P/S	ATT	YDS	LG	TD	NO	YDS	LG	TD	W/L	SCORE
01	09/09	at Patriots	S	20	98	31	0	1	11	11	0	L	20-27
02	09/16	at Titans	S	14	68	18	0	2	2	4	0	L	17-20
2018 TOTALS			2-2	34	166	31	0	3	13	11	0	0-2	



# A.J. MOORE

SAFETY

5-11 | 200 | MISSISSIPPI

HOMETOWN: BASSFIELD, MISS. | AGE: 22  
 ROOKIE | 1ST WITH TEXANS | ACQUIRED: W-'18 (NE)  
 2018 GP/GS: 2/0 | CAREER GP/GS: 2/0  
 TEAMS: HOU 2018



33

**TRANSACTIONS:** Signed by the New England Patriots as a college free agent on May 11, 2018...Waived by the Patriots on Sept. 1, 2018...Claimed off waivers by the Houston Texans on Sept. 2, 2018.

## 2018 (Houston 2/0):

- ✦ Made his NFL debut and contributed on special teams at New England (9/9)
- ✦ Appeared on special teams at Tennessee (9/16)

## COLLEGE:

- ✦ Played four seasons (2014-17) at the University of Mississippi in Oxford, Miss.
- ✦ Appeared in 37 career games over four seasons for the Rebels
- ✦ Recorded 132 total tackles, 2.0 sacks, five passes defended, three fumble recoveries and two forced fumbles

## 2017 (Mississippi):

- ✦ Started every game at the nickel position as a senior
- ✦ Recorded a career-high 48 total tackles, three tackles for loss, 1.0 sack and three passes defended in 12 games
- ✦ Notched a career-high six solo stops at Auburn (10/7)
- ✦ Tallied four total tackles and one fumble recovery in the Egg Bowl vs. Mississippi State (11/23)

## 2016 (Mississippi):

- ✦ Recorded 42 total tackles and ranked fourth on the team with five tackles for loss
- ✦ Appeared in all 12 games as a reserve and on special teams
- ✦ Tallied a career-high nine total tackles and one tackle for loss vs. Alabama (9/17)

## 2015 (Mississippi):

- ✦ Notched 26 total tackles, 1.0 sack, two forced fumbles and two fumble recoveries in eight games as a sophomore
- ✦ Recorded five total tackles, one forced fumble and one fumble recovery at Alabama (9/19)

## 2014 (Mississippi):


- ✦ Tallied 16 total tackles, 1.5 tackles for loss and one pass breakup in seven games as a true freshman
- ✦ Tied for the team lead with six total tackles and one tackle for loss vs. UL-Lafayette (9/13)

## PERSONAL:

- ✦ Attended Bassfield (Miss.) High School
- ✦ Earned first-team all-state honors as a linebacker by *The Clarion-Ledger* after recording 132 total tackles, 11 tackles for loss and 3.5 sacks in addition to five rushing touchdowns as a senior in 2013
- ✦ Named the Class 2A Defensive Player of the Year and Region 7-2A Defensive Player of the Year by the Mississippi Association of Coaches
- ✦ Led Bassfield to a 15-1 record and a second-consecutive Class 2A state championship as a senior
- ✦ Earned second-team Class 2A all-state honors by the Mississippi Association of Coaches as a junior
- ✦ Led Bassfield to a 16-0 record and a 2A state championship in 2012
- ✦ Participated in track and field and placed runner-up to former Ole Miss teammate Kailo Moore in the 100 and 200 meters at the 2013 Class 2A state track and field meet as a senior
- ✦ General studies major at Ole Miss

## 2018 GAME-BY-GAME REGULAR SEASON STATISTICS (TEXANS)

			TACKLES								INTERCEPTIONS					FUMBLES			ST					MISC				
W	DATE	OPPONENT	TK	S	A	SK	YDS	TFL	YDS	QBH	NO	YDS	LG	TD	PD	FF	FR	YDS	TK	S	A	FF	FR	S	A	W/L	SCORE	
01	09/09	at Patriots	P	0	0	0	0.0	0.0	0	0	0	0	0	0	0	0	0	0	0	0	0	0	0	0	0	L	20-27	
02	09/16	at Titans	P	0	0	0	0.0	0.0	0	0	0	0	0	0	0	0	0	0	0	0	0	0	0	0	0	L	17-20	
2018 TOTALS			2-0	0	0	0	0.0	0.0	0	0	0	0	0	0	0	0	0	0	0	0	0	0	0	0	0	0-2		



# BRIAN PETERS

INSIDE LINEBACKER

6-4 | 237 | NORTHWESTERN

HOMETOWN: PICKERINGTON, OHIO | AGE: 29

4TH NFL SEASON | 4TH WITH TEXANS | ACQUIRED: FA-'15

2018 GP/GS: 2/0 | CAREER GP/GS (POST): 42/0 (3/0)

TEAMS: HOU 2015-18; MIN 2015



52

**TRANSACTIONS:** Signed by the Minnesota Vikings on Feb. 23, 2015...Waived by the Vikings on Sept. 5, 2015...Signed to the Vikings practice squad on Sept. 6, 2015...Signed by the Houston Texans to the active roster on Sept. 30, 2015...Re-signed by the Texans on March 15, 2018.

## CAREER:

- ✦ Broke into the NFL with Minnesota in 2015 before joining the Texans later in the season
- ✦ Developed into a key special teams player whose 17 special teams tackles in 2015 led the Texans and tied for the top total in the league
- ✦ Played one season with the Arena Football League's Iowa Barnstormers (2012) before spending two seasons with the Canadian Football League's Saskatchewan Roughriders (2013-14)
- ✦ Won the 101st Grey Cup with the Roughriders following the 2013 season. Recorded five special teams tackles in the game
- ✦ Just the fifth player in CFL history, and first Rider, to lead team in tackles and special teams tackles in the same season

## 2018 (Houston 2/0):

- ✦ Contributed on special teams at New England (9/9) and led a unit that didn't surrender any punt return yards and limited the Patriots to one kickoff return for 19 yards
- ✦ Notched one special teams tackle and tied Ramon Walker (37) for the fifth-most career total special teams tackles in team history at Tennessee (9/16)

## 2017 (Houston 16/0):

- ✦ Ranked second on the team with nine special teams tackles
- ✦ Recorded a career-high eight total tackles on defense (five solo) in 16 games
- ✦ Matched his career high with one defensive tackle and added a special teams stop vs. Jacksonville (9/10)
- ✦ Recorded two special teams tackles vs. Cleveland (10/15)
- ✦ Produced his first solo tackle of the season and added a pair of special teams tackles at the Los Angeles Rams (11/12)
- ✦ Finished with a single-game career-high four total tackles at Baltimore (11/27)
- ✦ Notched one solo tackle at Tennessee (12/3)
- ✦ Recorded one defensive and one special teams tackle at Indianapolis (12/31)

## 2016 (Houston 12/0, 2/0):

- ✦ Finished third on the team with 10 special teams tackles
- ✦ Notched two special teams tackles vs. Kansas City (9/18)
- ✦ Inactive for Weeks 6-10 with an injury
- ✦ Logged the first tackle and tackle for loss of his career when he brought down Titans RB Derrick Henry for a two-yard loss in the fourth quarter at Tennessee (1/1/17) in Week 17
- ✦ Registered two special teams tackles vs. Oakland (1/7/17) in the AFC Wild Card round

## 2015 (Houston 12/0, 1/0):

- ✦ Led the team and ranked tied for first in the NFL with 17 special teams tackles
- ✦ Signed by the Texans to their active roster on Sept. 30
- ✦ Made his NFL debut on special teams at Atlanta (10/4) and had one special teams tackle
- ✦ Made a special teams tackle vs. Indianapolis (10/8)
- ✦ Inactive in Week 6 at Jacksonville (10/18)
- ✦ Led the team with three special teams tackles, including two solo stops vs. N.Y. Jets (11/22)

## COLLEGE:

- ✦ Played four seasons (2008-11) as a safety at Northwestern University in Evanston, Ill. after redshirting the 2007 campaign
- ✦ Started 34-of-52 career games played with the Wildcats, including the last 26 in succession
- ✦ Snagged 12 interceptions over his four-year career, including five as a senior in 2011
- ✦ Earned his degree in Learning and Organizational Change in 2011 from NU
- ✦ Went on to earn a master of arts in sports marketing and public relations

## PERSONAL:

- ✦ Attended Pickerington (Ohio) Central High School
- ✦ Son of Jeff and Carla
- ✦ Father wrestled collegiately at Miami (Ohio) University
- ✦ Worked with Special Olympics in high school
- ✦ Awarded Riders Outstanding Community Service Award in 2014 for his service in the community including hospital visits and a blood drive, in addition to the Habitat for Humanity efforts



# TEXANS BIOS

## BRIAN PETERS - NFL REGULAR SEASON STATISTICS

		TACKLES										INTERCEPTIONS						FUMBLES			ST					MISC	
DATE	TEAM	GP	GS	TK	S	A	TFL	YDS	SK	YDS	QBH	NO	YDS	LG	TD	PD	FF	FR	YDS	TK	S	A	FF	FR	S	A	
2015	Vikings	0	0	0	0	0	0	0	0.0	0.0	0	0	0	0	0	0	0	0	0	0	0	0	0	0	0	0	
2015	Texans	12	0	0	0	0	0	0	0.0	0.0	0	0	0	0	0	0	0	0	0	17	11	6	0	0	0	0	
2016	Texans	12	0	1	1	0	1	2	0.0	0.0	0	0	0	0	0	0	0	0	0	10	6	4	0	0	0	0	
2017	Texans	16	0	8	5	3	0	0	0.0	0.0	0	0	0	0	0	0	0	0	0	9	7	2	0	0	0	0	
2018	Texans	2	0	0	0	0	0	0	0.0	0.0	0	0	0	0	0	0	0	0	0	1	0	1	0	0	0	0	
NFL TOTALS		42	0	9	6	3	1	2	0.0	0.0	0	0	0	0	0	0	0	0	0	37	24	13	0	0	0	0	

## BRIAN PETERS - NFL POSTSEASON STATISTICS

		TACKLES										INTERCEPTIONS						FUMBLES			ST						MISC		
DATE	TEAM	GP	GS	TK	S	A	TFL	YDS	SK	YDS	QBH	NO	YDS	LG	TD	PD	FF	FR	YDS	TK	S	A	FF	FR	S	A			
2015	Texans	1	0	0	0	0	0	0	0.0	0.0	0	0	0	0	0	0	0	0	0	0	1	0	1	0	0	0	0		
2016	Texans	2	0	0	0	0	0	0	0.0	0.0	0	0	0	0	0	0	0	0	0	0	2	2	0	0	0	0	0		
NFL TOTALS		3	0	0	0	0	0	0	0.0	0.0	0	0	0	0	0	0	0	0	0	0	3	2	1	0	0	0	0		

### SINGLE-GAME HIGHS: DEFENSIVE

**Total Tackles** 4 at Baltimore Ravens, Nov 27, 2017

**Special Teams Tackles**

4 vs. New England Patriots, Dec 13, 2015

**Tackles For Loss** 1 at Tennessee Titans, Jan 01, 2017

### SINGLE-GAME HIGHS - POSTSEASON: DEFENSIVE

**Special Teams Tackles**

2 vs. Oakland Raiders, Jan 07, 2017

## 2018 GAME-BY-GAME REGULAR SEASON STATISTICS (TEXANS)

W DATE	OPPONENT	P	TACKLES					QBH	INTERCEPTIONS					FUMBLES			ST					MISC		W/L	SCORE
			TK	S	A	SK	YDS		NO	YDS	LG	TD	PD	FF	FR	YDS	TK	S	A	FF	FR	S	A		
01 09/09	at Patriots	P	0	0	0	0.0	0.0	0	0	0	0	0	0	0	0	0	0	0	0	0	0	0	0	L	20-27
02 09/16	at Titans	P	0	0	0	0.0	0.0	0	0	0	0	0	0	0	0	0	1	0	1	0	0	0	0	L	17-20
<b>2018 TOTALS</b>	<b>2-0</b>		<b>0</b>	<b>0</b>	<b>0</b>	<b>0.0</b>	<b>0.0</b>	<b>0</b>	<b>0</b>	<b>0</b>	<b>0</b>	<b>0</b>	<b>0</b>	<b>0</b>	<b>0</b>	<b>0</b>	<b>1</b>	<b>0</b>	<b>1</b>	<b>0</b>	<b>0</b>	<b>0</b>	<b>0</b>	<b>0-2</b>	



# MARTINAS RANKIN

TACKLE

6-5 | 311 | MISSISSIPPI STATE

HOMETOWN: MENDENHALL, MISS. | AGE: 23

ROOKIE | 1ST WITH TEXANS | ACQUIRED: D3B-'18

2018 GP/GS: 2/1 | CAREER GP/GS: 2/1

TEAMS: HOU 2018



75

**TRANSACTIONS:** Selected by the Houston Texans with the 16th pick of the third round (80th overall) in the 2018 NFL Draft.

## 2018 (Houston 2/1):

- ✦ Made his NFL debut as a reserve offensive lineman at New England (9/9). Contributed primarily at left tackle following an injury along the offensive line and helped post the second-highest team rushing total (167) in a season opener in franchise history
- ✦ Made his first start at left tackle and helped record a second-consecutive game with more than 140 team rushing yards at Tennessee (9/16)

## CAREER AT MISSISSIPPI STATE:

- ✦ Played two seasons (2016-17) at Mississippi State University in Starkville, Miss. after two seasons at Mississippi Gulf Coast Community College in Perkinston, Miss. (2013-14)
- ✦ Redshirted the 2015 campaign
- ✦ Came to MSU as the nation's top junior college offensive lineman
- ✦ Played in 23 games with 18 starts, all coming at tackle
- ✦ Worked at center exclusively in the spring of 2017 due to injuries to teammates
- ✦ Two-time member of the SEC Academic Honor Roll and a Dean's List recipient who maintained a 3.3 GPA and was a semifinalist for college football's top academic award as a senior
- ✦ Selected as a team captain by his teammates prior to his final season

## 2017 (Mississippi State):

- ✦ Became the first MSU offensive lineman since Gabe Jackson to earn Coaches first-team All-SEC honors
- ✦ Winner of the Kent Hull Trophy as the state of Mississippi's top offensive lineman, becoming the third Bulldog to do so
- ✦ Also was an honorable mention All-America selection and a second-team Associated Press All-SEC selection

- ✦ Selected as a semifinalist for the Campbell Trophy, considered the "Academic Heisman"
- ✦ Played in 10 games with nine starts – all at left tackle
- ✦ When healthy was MSU's most dominant offensive lineman, paving the way for a school record 3,272 rushing yards
- ✦ Leader of a Bulldog offensive line that allowed the fewest sacks in the SEC and the fifth-fewest in the nation (13.0)
- ✦ That total was the second-fewest allowed in school history and fewest since 1988
- ✦ Paved the way for 285 rushing yards against No. 11 LSU (10/23)

## 2016 (Mississippi State):

- ✦ Played in all 13 games and started the final 10 contests of the year at left tackle
- ✦ Named SEC Offensive Lineman of the Week for his efforts against Texas A&M (11/5) as MSU did not allow a sack against one of the nation's top defensive lines
- ✦ For the year, paved the way for a record-setting MSU offense that rushed for 2,997 yards and allowed the second-fewest sacks in the SEC

## 2015 (Mississippi State):

- ✦ Redshirted

## 2014 (Mississippi Gulf Coast Community College):

- ✦ Named first-team all-region and All MACJC in 2014
- ✦ Recipient of the 2014 MACJC Most Valuable Lineman Award

## 2013 (Mississippi Gulf Coast Community College):

- ✦ Played the 2013 campaign for the Bulldogs as a true freshman

## PERSONAL:

- ✦ Son of Orlando and Cassandra Rankin
- ✦ Majored in kinesiology
- ✦ Attended Mendenhall High School

## 2018 GAME-BY-GAME REGULAR SEASON STATISTICS (TEXANS)

W	DATE	OPPONENT	P/S		W/L	SCORE
01	09/09	at Patriots	P		L	20-27
02	09/16	at Titans	S		L	17-20
2018 TOTALS			2-1		0-2	



# D.J. READER

NOSE TACKLE

6-3 | 347 | CLEMSON

HOMETOWN: GREENSBORO, N.C. | AGE: 24

3RD NFL SEASON | 3RD WITH TEXANS | ACQUIRED: D5B-'16

2018 GP/GS: 2/2 | CAREER GP/GS (POST): 32/23 (2/2)

TEAMS: HOU 2016-18



98

## TRANSACTIONS:

Selected by the Houston Texans with the 27th pick in the fifth round (166th overall) of the 2016 NFL Draft.

### 2018 (Houston 2/2):

- Notched a career-high 2.0 sacks, adding three solo stops and three quarterback hits at New England (9/9). Became the first nose tackle to sack Patriots QB Tom Brady twice in a single game since Packers NT B.J. Raji in Week 15 of the 2010 season
- Tallied four total tackles (two solo) at Tennessee (9/16)

### 2017 (Houston 14/14):

- Set single-season career highs in total tackles (47), solo tackles (23), quarterback hits (six), tackles for loss (three) and games started (14)
- Also tied his single-season career high in sacks with 1.0 despite missing Weeks 16-17
- Finished tied for seventh on the team in total tackles and ranked second among all NFL nose tackles in 2017
- Started at nose tackle and made five total tackles in the season opener vs. Jacksonville (9/10)
- Recorded five total tackles and his first sack of the season vs. Cleveland (10/15)
- Started his seventh straight game and produced a career-high six tackles at Seattle (10/29)
- Started at defensive end and notched five total tackles vs. Indianapolis (11/5)
- Tied a career high with four solo tackles and had five total at Baltimore (11/27)
- Placed on the Reserve/Injured list on Dec. 19

### 2016 (Houston 16/7, 2/2):

- Logged the fifth-most starts by a rookie defensive lineman in franchise history and most since DE J.J. Watt (16) in 2011
- Made his NFL debut and recorded a tackle in the season opener vs. Chicago (9/11)
- Tallied two total tackles (one solo) at New England (9/22) in Week 3
- Matched a season high with two total tackles (one solo) vs. Indianapolis (10/16) in Week 6
- Made his first career start and notched his first career tackle for loss vs. Detroit (10/30) in Week 8
- Started a second consecutive game and logged his first career sack when he brought down Jaguars QB Blake Bortles for an eight-yard loss in the fourth quarter at Jacksonville (11/13) in Week 10
- Recorded the first pass defensed of his career and added two total tackles (one solo) at Tennessee (11/17) in Week 17

- Became the third rookie in franchise history to record a sack in the postseason, joining OLB Brooks Reed and DE J.J. Watt, when he brought down Raiders QB Connor Cook for a six-yard loss in the first quarter vs. Oakland (1/7/17) in the AFC Wild Card round
- Notched two total tackles at New England (1/14/17) in the AFC Divisional round

## COLLEGE:

- Played four seasons (2012-15) at Clemson (S.C.) University
- Longtime backup at defensive tackle who found his way into the starting lineup as a senior
- Finished career with 145 total tackles, nine tackles for loss, 5.0 sacks and 24 quarterback pressures in 1,087 snaps over 46 games (10 starts) in his career
- Became the second Tiger to letter on top-25 football and baseball teams in one academic year (2012-13) since 1994-95 (Kyle Parker (2009-10) is the other)
- Voted a team co-captain for the 2015 campaign
- Posted four tackles in the CFP National Championship Game vs. Alabama, earning a share of defensive player of the game honors from coaches along with Kevin Dodd
- Participated in the 2016 Senior Bowl
- Played and roomed with Texans DE Carlos Watkins at Clemson

## PERSONAL:

- Attended Grimsley High School in Greensboro, N.C.
- SuperPrep All-American
- Had 50 total tackles, seven tackles for loss and 5.0 sacks as a senior
- Starting center on the basketball squad
- Standout baseball player (right-handed pitcher and designated hitter) who has been clocked in the 90s
- All-conference in baseball as a sophomore, junior and senior
- All-region in baseball as a junior and senior
- Team MVP in baseball as a junior and senior
- Batted .529 as junior
- Lettered four times in football, four times in baseball and four times in basketball
- Coached by Damon Coiro at Grimsley High School
- His mother, Felicia, played softball at North Carolina A&T from 1985-88
- His uncle, Glenn Ford, played football at Tennessee from 1978-80
- Graduated with a degree in communication studies in December 2015

# TEXANS BIOS

## D.J. READER - NFL REGULAR SEASON STATISTICS

DATE	TEAM	GP	GS	TK	S	A	TACKLES					INTERCEPTIONS					FUMBLES			ST					MISC	
							TFL	YDS	SK	YDS	QBH	NO	YDS	LG	TD	PD	FF	FR	YDS	TK	S	A	FF	FR	S	A
2016	Texans	16	7	22	7	15	2	8	1.0	8.0	2	0	0	0	0	1	0	0	0	0	0	0	0	0	0	0
2017	Texans	14	14	47	23	24	3	3	1.0	2.0	6	0	0	0	0	0	0	0	0	0	0	0	0	0	0	0
2018	Texans	2	2	8	6	2	2	10	2.0	10.0	3	0	0	0	0	0	0	0	0	0	0	0	0	0	0	0
NFL TOTALS		32	23	77	36	41	7	21	4.0	20.0	11	0	0	0	0	1	0	0	0	0	0	0	0	0	0	0

## D.J. READER - NFL POSTSEASON STATISTICS

DATE	TEAM	GP	GS	TK	S	A	TACKLES					INTERCEPTIONS					FUMBLES			ST					MISC	
							TFL	YDS	SK	YDS	QBH	NO	YDS	LG	TD	PD	FF	FR	YDS	TK	S	A	FF	FR	S	A
2016	Texans	2	2	3	2	1	1	6	1.0	6.0	1	0	0	0	0	0	0	0	0	0	0	0	0	0	0	0
NFL TOTALS		2	2	3	2	1	1	6	1.0	6.0	1	0	0	0	0	0	0	0	0	0	0	0	0	0	0	0

## SINGLE-GAME HIGHS: DEFENSIVE

<b>Total Tackles</b>	6 at Seattle Seahawks, Oct 29, 2017	<b>Passes Defensed</b>	1 at Tennessee Titans, Jan 01, 2017
<b>Sacks</b>	2.0 at New England Patriots, Sep 09, 2018	<b>Tackles For Loss</b>	2 at New England Patriots, Sep 09, 2018 ...1 more at 2.

## SINGLE-GAME HIGHS - POSTSEASON: DEFENSIVE

<b>Total Tackles</b>	2 at New England Patriots, Jan 14, 2017	<b>Tackles For Loss</b>	1 vs. Oakland Raiders, Jan 07, 2017
<b>Sacks</b>	1.0 vs. Oakland Raiders, Jan 07, 2017		

## 2018 GAME-BY-GAME REGULAR SEASON STATISTICS (TEXANS)

			TACKLES									INTERCEPTIONS					FUMBLES			ST					MISC			
W	DATE	OPPONENT	TK	S	A	SK	YDS	TFL	YDS	QBH	NO	YDS	LG	TD	PD	FF	FR	YDS	TK	S	A	FF	FR	S	A	W/L	SCORE	
01	09/09	at Patriots	S	4	4	0	2.0	10.0	2	10	3	0	0	0	0	0	0	0	0	0	0	0	0	0	0	L	20-27	
02	09/16	at Titans	S	4	2	2	0.0	0.0	0	0	0	0	0	0	0	0	0	0	0	0	0	0	0	0	0	L	17-20	
2018 TOTALS			2-2	8	6	2	2.0	10.0	2	10	3	0	0	0	0	0	0	0	0	0	0	0	0	0	0	0-2		





# JUSTIN REID

SAFETY

6-1 | 203 | STANFORD

HOMETOWN: PRAIRIEVILLE, LA. | AGE: 21  
 ROOKIE | 1ST WITH TEXANS | ACQUIRED: D3A-'18  
 2018 GP/GS: 2/1 | CAREER GP/GS: 2/1  
 TEAMS: HOU 2018



20

**TRANSACTIONS:** Selected by the Houston Texans with the fourth pick of the third round (68th overall) in the 2018 NFL Draft.

## 2018 (Houston 2/1):

- Notched one solo tackle and one pass defended, breaking up a Patriots QB Tom Brady pass attempt to TE Rob Gronkowski on 3rd-and-4, in his NFL debut at New England (9/9)
- Recorded five total tackles (four solo) and one quarterback hit, forcing Titans QB Blaine Gabbert to commit intentional grounding in the first start of his NFL career

## CAREER AT STANFORD:

- Played three seasons at Stanford (Calif.) University (2015-17)
- Recorded 179 total tackles (105 solo), 20 passes defended, 10.5 tackles for loss, two interceptions, one fumble recovery and 1.0 sack in 39 career games played

## 2017 (Stanford):

- FWAA All-America Second Team (defensive back)
- AP All-America Second Team (safety)
- All-Pac-12 First Team
- Pac-12 All-Academic Second Team
- Bednarik Award watch list
- Jim Thorpe Award semifinalist
- Pac-12 Defensive Player of the Week (10/9)
- Compiled 99 total tackles (52 solo), 6.5 tackles for loss, 1.0 sack, five interceptions and six pass breakups
- First among Pac-12 players and 11th nationally with five interceptions
- 14th among Pac-12 players with 7.1 tackles/game
- Seven total tackles (four solo) and one interception at USC (9/9)
- Team-high nine total tackles (five solo), interception, two pass

breakups vs. UCLA (9/23)

- Team-high nine total tackles (two solo), two interceptions, one pass breakup, 0.5 tackle for loss vs. Arizona State (9/30)
- Team-high eight total tackles (six solo), 1.0 tackle for loss, one interception at Utah (10/7)
- Team-high 10 total tackles (three solo) and 0.5 tackles for loss vs. Cal (11/18)
- Nine total tackles (three solo), 1.0 sack and one pass breakup vs. Notre Dame (11/25)

## 2016 (Stanford):

- All-Pac-12 honorable mention
- Pac-12 All-Academic honorable mention
- 13 games played
- Compiled a team-high 11 total tackles (10 solo) and 3.0 tackles for loss at Oregon (11/12)

## 2015 (Stanford):

- 12 games played
- Recorded 23 total tackles
- Made career debut at Northwestern in the season opener (9/5)

## PERSONAL:

- Son of Eric Reid Sr. and Sharon Guillory-Reid
- Father ran track at LSU
- Mother was a tight end and defensive end for the Baton Rouge Wildcats of the Women's American Football League
- Brother, Eric, played football at LSU and was a first-round selection by the San Francisco 49ers
- Attended Dutchtown (La.) High School
- Earned all-state honors in 2013 and 2014
- Also lettered in track and field and soccer

## SINGLE-GAME HIGHS: DEFENSIVE

**Total Tackles** 5 at Tennessee Titans, Sep 16, 2018

**Passes Defended**

1 at New England Patriots, Sep 09, 2018

## 2018 GAME-BY-GAME REGULAR SEASON STATISTICS (TEXANS)

			2018 GAME BY GAME REGULAR SEASON STATISTICS (LEADING)																										
			TACKLES								INTERCEPTIONS							FUMBLES			ST					MISC			
W	DATE	OPPONENT	TK	S	A	SK	YDS	TFL	YDS	QBH	NO	YDS	LG	TD	PD	FF	FR	YDS	TK	S	A	FF	FR	S	A	W/L	SCORE		
01	09/09	at Patriots	P	1	1	0	0.0	0.0	0	0	0	0	0	0	1	0	0	0	0	0	0	0	0	0	0	L	20-27		
02	09/16	at Titans	S	5	4	1	0.0	0.0	0	0	1	0	0	0	0	0	0	0	0	0	0	0	0	0	0	L	17-20		
2018 TOTALS			2-1	6	5	1	0.0	0.0	0	0	1	0	0	0	1	0	0	0	0	0	0	0	0	0	0	0-2			



# BRENNAN SCARLETT

OUTSIDE LINEBACKER

6-4 | 263 | STANFORD

HOMETOWN: PORTLAND, ORE. | AGE: 25

3RD NFL SEASON | 3RD WITH TEXANS | ACQUIRED: CFA-'16

2018 GP/GS: 2/1 | CAREER GP/GS (POST): 20/6 (2/0)

TEAMS: HOU 2016-18



57

**TRANSACTIONS:** Signed by the Houston Texans as a college free agent on May 5, 2016.

## 2018 (Houston 2/1):

- ✦ Appeared on special teams and contributed to a unit that didn't surrender any punt return yards and limited the Patriots to one kickoff return for 19 yards at New England (9/9)
- ✦ Started at JACK and recorded three solo stops at Tennessee (9/16)

## 2017 (Houston 11/5):

- ✦ Set single-season career highs in total tackles (26), sacks (2.0), passes defended (one), quarterback hits (three), tackles for loss (six), games played (11) and games started (five) despite missing the final five weeks of the season
- ✦ Ranked third on the team in tackles for loss
- ✦ Notched his first career start and produced four total tackles vs. Cleveland (10/15)
- ✦ Started his second-consecutive game and recorded the first pass defended of his career at Seattle (10/29)
- ✦ Made his third-consecutive start and posted a career-best four solo tackles with his first tackle for loss of the season vs. Indianapolis (11/5)
- ✦ Tallied four total tackles, two quarterback hits, three tackles for loss and the first two sacks of his career on the same drive at the Los Angeles Rams (11/12). He joined DE/OLB Jadeveon Clowney, ILB Benardrick McKinney and S Eddie Pleasant as the fourth Texan to record 2.0-or-more sacks in a game during the 2017 season
- ✦ Tied a career high with four total tackles and logged his second career game of multiple tackles for loss at Baltimore (11/27)
- ✦ Placed on the Reserve/Injured list on Dec. 4

## 2016 (Houston 7/0, 2/0):

- ✦ Tallied 10 total tackles (three solo) and one tackle for loss as a rookie
- ✦ Made his NFL debut and contributed with one special teams tackle vs. Kansas City (9/18)
- ✦ Saw his first action on defense and recorded one tackle at New England (9/22) in Week 3
- ✦ Tied for the team lead with a career-high two special teams tackles at Minnesota (10/9) in Week 5
- ✦ Placed on the Reserve/Injured list on Oct. 19
- ✦ Activated from the Reserve/Injured Designated for Return list on Dec. 17
- ✦ Played in his first game since Week 6 and tallied a career-high

four total tackles (one solo) vs. Jacksonville (12/18) in Week 15

- ✦ Inactive for Week 16 vs. Cincinnati (12/24)
- ✦ Tied a single-game career high with four total tackles, including his first career tackle for loss, at Tennessee (1/1/17) in Week 17
- ✦ Played as a reserve linebacker and contributed on special teams in both postseason contests

## COLLEGE:

- ✦ Played one season at Stanford (Calif.) University (2015) after transferring from the University of California, Berkeley, where he played three seasons (2011-12; 14)
- ✦ His first roommate at California was Texans TE Stephen Anderson
- ✦ Redshirted the 2013 campaign at California due to injury
- ✦ Played in 17 games with 14 starts over four seasons with Cal but missed the entire 2013 campaign and significant portions of the 2011 and 2014 seasons due to injury
- ✦ Registered career totals of 54 total tackles, 9.0 tackles for loss (42 yards), 4.5 sacks (34 yards), three pass breakups, three forced fumbles and six quarterback hurries with the Golden Bears
- ✦ Led the Cardinal to a Rose Bowl victory over Iowa in January 2016 in his lone season with the program
- ✦ Joined Stanford as the program's first-ever graduate transfer
- ✦ That season, earned All-Pac-12 honorable mention after playing in 14 games and compiling 37 total tackles, 8.0 tackles for loss, 5.5 sacks and two pass breakups

## PERSONAL:

- ✦ Prepped at Central Catholic High School in Portland, Ore.
- ✦ Earned varsity letters in football, swimming and track and field
- ✦ 2010 U.S. Army All-American Bowl
- ✦ 2010 PrepStar All-America
- ✦ 2010 SuperPrep All-America
- ✦ 31 total tackles in first two games of senior season
- ✦ 59 total tackles, 6.0 sacks, one interception and three forced fumbles as a junior
- ✦ 43 total tackles, 4.0 sacks and three forced fumbles as a sophomore
- ✦ National Federation of High School Awards for Excellence
- ✦ Multnomah Athletic Club Scholar Student Award
- ✦ Son of Paul and Suzy Scarlett
- ✦ Father ran track at BYU
- ✦ Two siblings, Cam and Isabella
- ✦ Grandfather, great-grandfather, uncle and multiple cousins attended Stanford

# TEXANS BIOS

✎ Maternal grandfather, John Evans, was governor of Idaho from 1977-87

✎ Graduated from Cal's prestigious Haas School of Business in May of 2015 with a bachelor's degree in business administration

## BRENNAN SCARLETT - NFL REGULAR SEASON STATISTICS

DATE	TEAM	GP	GS	TK	S	TACKLES					QBH	INTERCEPTIONS					FUMBLES			ST					MISC	
						A	TFL	YDS	SK	YDS		NO	YDS	LG	TD	PD	FF	FR	YDS	TK	S	A	FF	FR	S	A
2016	Texans	7	0	10	3	7	1	1	0.0	0.0	0	0	0	0	0	0	0	0	0	3	3	0	0	0	0	0
2017	Texans	11	5	26	19	7	6	17	2.0	11.0	3	0	0	0	0	1	0	0	0	3	2	1	0	0	0	0
2018	Texans	2	1	3	3	0	0	0	0.0	0.0	0	0	0	0	0	0	0	0	0	0	0	0	0	0	0	0
NFL TOTALS		20	6	39	25	14	7	18	2.0	11.0	3	0	0	0	0	1	0	0	0	6	5	1	0	0	0	0

## BRENNAN SCARLETT - NFL POSTSEASON STATISTICS

DATE	TEAM	GP	GS	TK	S	TACKLES					QBH	INTERCEPTIONS					FUMBLES			ST					MISC	
						A	TFL	YDS	SK	YDS		NO	YDS	LG	TD	PD	FF	FR	YDS	TK	S	A	FF	FR	S	A
2016	Texans	2	0	0	0	0	0	0	0.0	0.0	0	0	0	0	0	0	0	0	0	1	1	0	0	0	0	0
NFL TOTALS		2	0	0	0	0	0	0	0.0	0.0	0	0	0	0	0	0	0	0	0	1	1	0	0	0	0	0

## SINGLE-GAME HIGHS: DEFENSIVE

**Total Tackles** 4 at Baltimore Ravens, Nov 27, 2017  
...6 more at 4.

**Sacks** 2.0 at Los Angeles Rams, Nov 12, 2017

**Passes Defensed** 1 at Seattle Seahawks, Oct 29, 2017

**Tackles For Loss** 3 at Los Angeles Rams, Nov 12, 2017

**Special Teams Tackles** 2 vs. Kansas City Chiefs, Oct 08, 2017  
...1 more at 2.


## SINGLE-GAME HIGHS - POSTSEASON: DEFENSIVE

**Special Teams Tackles** 1 at New England Patriots, Jan 14, 2017

## 2018 GAME-BY-GAME REGULAR SEASON STATISTICS (TEXANS)

				TACKLES								INTERCEPTIONS						FUMBLES				ST					MISC		
W	DATE	OPPONENT		TK	S	A	SK	YDS	TFL	YDS	QBH	NO	YDS	LG	TD	PD	FF	FR	YDS	TK	S	A	FF	FR	S	A	W/L	SCORE	
01	09/09	at Patriots	P	0	0	0	0.0	0.0	0	0	0	0	0	0	0	0	0	0	0	0	0	0	0	0	0	0	L	20-27	
02	09/16	at Titans	S	3	3	0	0.0	0.0	0	0	0	0	0	0	0	0	0	0	0	0	0	0	0	0	0	0	L	17-20	
2018 TOTALS			2-1	3	3	0	0.0	0.0	0	0	0	0	0	0	0	0	0	0	0	0	0	0	0	0	0	0	0-2		





# VYNCINT SMITH

WIDE RECEIVER

6-3 | 202 | LIMESTONE

HOMETOWN: COLUMBIA, S.C. | AGE: 22

ROOKIE | 1ST WITH TEXANS | ACQUIRED: CFA-'18

2018 GP/GS: 2/1 | CAREER GP/GS: 2/1

TEAMS: HOU 2018



17

**TRANSACTIONS:** Signed by the Houston Texans as a college free agent on May 11, 2018.

## 2018 (Houston 2/1):

- Started at WR in his NFL debut at New England (9/9)
- Became the first rookie college free agent to start in Week 1 for the Texans in franchise history
- Contributed on special teams at Tennessee (9/16)

## CAREER AT LIMESTONE:

- Played four seasons (2014-17) at Limestone College in Gaffney, S.C.
- Totaled 153 catches for 2,371 yards and 11 touchdowns in 30 career games (26 starts) for the Saints
- Set a single-season school record for receiving yards (849) as a senior in 2017

## 2017 (Limestone):

- 2017 second-team All-South Atlantic Conference
- Racked up 849 yards receiving with 49 receptions and three touchdowns in 10 games played

## 2016 (Limestone):

- Started in all 11 games during junior campaign
- Compiled 709 receiving yards with 44 receptions and four touchdowns
- Averaged 16.1 yards per reception and 64.5 receiving yards per game
- Tallied a 41-yard touchdown catch in a 35-6 win at Shaw (9/3)
- Finished with 119 yards and two touchdowns on six receptions against Mars Hill (9/17)
- Recorded 91 yards on eight catches in a 31-13 win at Lenoir-Rhyne (9/24)
- Registered 106 yards behind four catches at Carson-Newman (10/29)
- Wrapped up the year with a 107-yard receiving performance against North Greenville (11/12)

## 2015 (Limestone):

- Appeared in all 10 games during sophomore season, making nine starts
- Led the team with four receiving touchdowns
- Ranked second on the team with 32 catches for 418 yards
- Posted eight catches for 88 yards and a touchdown against No. 22-ranked Lenoir-Rhyne (9/26)
- Recorded a career-best 74-yard touchdown reception in a loss at UNC Pembroke (11/14)

## 2014 (Limestone):

- Played in nine games, making six starts as a true freshman
- Ranked second on the team with 395 yards receiving
- Hauled in 28 receptions for 43.9 yards per game
- Recorded 14.1 yards per catch
- Finished with eight receptions for a season-best 162 yards at Kentucky Wesleyan (11/1)

## PERSONAL:

- Born in Bad Windsheim, Germany
- Son of Yolanda and Vernon Smith
- Has one older sister, Vynnessa, and three young siblings: Victor, Vandyn and Veronique
- Older sister ran track at Kennesaw State and plays for the Atlanta Steam of the Professional Women's Football League
- Was a member of Team Blaze, finishing second in the nation in the 4x100
- Graduated high school with a 3.6 GPA
- Majored in Mathematics
- Westwood High School: Played two seasons with the Redhawks
- Was an All-Region selection during senior season after hauling in 31 receptions for 503 yards and four touchdowns
- Guided team to a 7-5 finish and playoff appearance as a senior
- Finished with more than 500 yards receiving and four touchdowns during junior campaign
- Also competed with the track team
- Helped led the team to a 3A region runner-up finish



# TEXANS BIOS

## 2018 GAME-BY-GAME REGULAR SEASON STATISTICS (TEXANS)

W	DATE	OPPONENT	P/S	RECEIVING				RUSHING				TD	W/L	SCORE
				NO	YDS	LG	TD	ATT	YDS	LG	TD			
01	09/09	at Patriots	S	0	0	0	0	0	0	0	0	0	L	20-27
02	09/16	at Titans	P	0	0	0	0	0	0	0	0	0	L	17-20
2018 TOTALS			2-1	0	0	0	0	0	0	0	0	0	0-2	



# JORDAN THOMAS

TIGHT END

6-5 | 277 | MISSISSIPPI STATE

HOMETOWN: SUMRALL, MISS. | AGE: 22

ROOKIE | 1ST WITH TEXANS | ACQUIRED: D6B-'18

2018 GP/GS: 2/1 | CAREER GP/GS: 2/1

TEAMS: HOU 2018



83

**TRANSACTIONS:** Selected by the Houston Texans with the 37th pick of the sixth round (211th overall) in the 2018 NFL Draft.

## 2018 (Houston 2/1):

- ✦ Made his NFL debut and caught one pass for 27 yards at New England (9/9)
- ✦ Made the first start of his NFL career at Tennessee (9/16)

## CAREER AT MISSISSIPPI STATE:

- ✦ Played two seasons (2016-17) at Mississippi State University in Starkville, Miss. after transferring from East Central Community College in Decatur, Miss (2014-15)
- ✦ Played both tight end and wide receiver at Mississippi State
- ✦ Caught 31 passes for 311 yards and four touchdowns in 25 career games (five starts) at Mississippi State
- ✦ Was selected to play in the 2018 East-West Shrine Game

## 2017 (Mississippi State):

- ✦ MSU's third-leading receiver who saw most of his action at wide receiver, but also played tight end
- ✦ Caught 22 passes for 263 yards and three touchdowns in 13 games (five starts)
- ✦ Ranked second on the team in receiving yards
- ✦ Recorded at least one catch in 12-of-13 games
- ✦ Made two catches for 25 yards and one touchdown at Louisiana Tech (9/9)
- ✦ In his first career start, reeled in three passes for 28 yards and a

10-yard touchdown against Kentucky (10/21)

- ✦ Best game of his career came against Ole Miss (11/23), making four catches for 65 yards

## 2016 (Mississippi State):

- ✦ Played in the final 12 games of the season, catching nine passes for 48 yards and a score
- ✦ Had two catches for seven yards and a touchdown in his debut against South Carolina (9/10)

## 2015 (East Central CC):

- ✦ Caught 16 passes for 207 yards and three touchdowns in seven games played for the Warriors in 2015

## 2014 (East Central CC):

- ✦ Hauled in 16 passes for 138 yards and one touchdown during his freshman season in 2014
- ✦ Saw action at defensive end and offensive tackle as well
- ✦ Coached by Ken Karcher
- ✦ Also played basketball for East Central CC

## PERSONAL:

- ✦ Son of Robert and Monique Thomas
- ✦ Has three siblings – Robresha, Monesha and Shankea
- ✦ Attended Sumrall High School
- ✦ Majored in interdisciplinary studies

## SINGLE-GAME HIGHS: RUSHING/RECEIVING

**Receptions** 1 at New England Patriots, Sep 09, 2018  
**Receiving Yards** 27 at New England Patriots, Sep 09, 2018

**Longest Receptions** 27 at New England Patriots, Sep 09, 2018  
**All-purpose yards** 27 at New England Patriots, Sep 09, 2018

## 2018 GAME-BY-GAME REGULAR SEASON STATISTICS (TEXANS)

W DATE	OPPONENT	P/S	RECEIVING				RUSHING				TD	W/L	SCORE
			NO	YDS	LG	TD	ATT	YDS	LG	TD			
01 09/09	at Patriots	P	1	27	27	0	0	0	0	0	0	L	20-27
02 09/16	at Titans	S	0	0	0	0	0	0	0	0	0	L	17-20
2018 TOTALS			2-1	1	27	27	0	0	0	0	0	0-2	



# CARLOS WATKINS

DEFENSIVE END

6-3 | 297 | CLEMSON

HOMETOWN: MOORESBORO, N.C. | AGE: 24

2ND NFL SEASON | 2ND WITH TEXANS | ACQUIRED: D4B-'17

CAREER GP/GS: 12/6

TEAMS: HOU 2017-18



91

**TRANSACTIONS:** Selected by the Houston Texans with the 36th pick in the fourth round (142nd overall) of the 2017 NFL Draft.

## 2018 (Houston 0/0):

- ✦ Inactive in Weeks 1-2

## 2017 (Houston 12/6):

- ✦ Recorded 21 total tackles (nine solo), three tackles for loss and one pass defended in 12 games as a rookie in 2017
- ✦ Made his NFL debut and recorded one tackle vs. Tennessee (10/1)
- ✦ Started his first career game and produced three total tackles and his first tackle for loss vs. Indianapolis (11/5)
- ✦ Notched his second consecutive start and made two total tackles, one tackle for loss and tallied his first career pass defended at the Los Angeles Rams (11/12)
- ✦ Registered two total tackles and one tackle for loss at Baltimore (12/3)
- ✦ Made his fifth start of the season and produced a pair of tackles vs. Pittsburgh (12/25)
- ✦ Notched a career-best five total tackles at Indianapolis (12/31)

## COLLEGE:

- ✦ Played five seasons (2012-16) at Clemson (S.C.) University
- ✦ Received a medical redshirt for the 2013 campaign after sustaining injuries in a car crash
- ✦ Finished his Tigers career with 191 total tackles, 26 tackles for loss and 14 sacks in 1,666 snaps over 53 games (30 starts)
- ✦ Tallied 24 career games with at least one tackle for loss, and Clemson was 22-2 in those contests
- ✦ Played and roomed with Texans NT D.J. Reader at Clemson
- ✦ Earned Senior Bowl invitation
- ✦ CFP National Champion (2016)
- ✦ CBS Sports first-team All-American (2016)
- ✦ Associated Press second-team All-American (2016)
- ✦ Phil Steele fourth-team All-American (2016)

- ✦ ESPN All-Bowl Team (2016)
- ✦ First-team All-ACC (media, coaches)
- ✦ Logged 82 total tackles, 13.5 for loss and 10.5 sacks in 758 snaps over 15 games (15 starts) in his senior campaign
- ✦ His sack total in 2016 was the highest by a Clemson defensive tackle in history, breaking the mark of 10.0 held by Jim Stuckey, William Perry and Michael Dean Perry
- ✦ A first-team All-ACC (media) and second-team All-ACC (coaches) selection as a junior in 2015
- ✦ Registered 69 tackles, eight tackles for loss and 3.5 sacks in 570 snaps over 15 games (14 starts) in 2015
- ✦ Recorded 13 tackles, two tackles for loss and four quarterback pressures in 135 snaps over 11 games as a redshirt sophomore in 2014
- ✦ Tallied 11 total tackles, 1.5 tackles for loss and one quarterback pressure in 90 snaps over three games (one start) in 2013
- ✦ Recorded 16 total tackles, one tackle for loss and three quarterback pressures in 113 snaps over nine games in his first season with the Tigers

## PERSONAL:

- ✦ Attended Chase High School in Forest City, N.C.
- ✦ Rated as the No. 55 player and No. 7 defensive lineman in the nation as well as No. 4 player in North Carolina by 247Sports.com
- ✦ No. 104 overall player and No. 8 defensive tackle in the nation as well as No. 5 player in North Carolina by Rivals.com
- ✦ No. 8 defensive tackle in the nation by Scout.com
- ✦ Notched 15.0 sacks, one interception and five forced fumbles as a senior
- ✦ Made 50 tackles, 29 tackles for loss and 14.0 sacks as a junior
- ✦ Played in the U.S. Army All-American game and the Shrine Bowl
- ✦ Averaged over 21 points and 10 rebounds per game in basketball as a junior
- ✦ Cousin of former Clemson defensive end Dane Rogers
- ✦ Earned undergraduate degree in sociology in December 2016

## CARLOS WATKINS - NFL REGULAR SEASON STATISTICS

		TACKLES										INTERCEPTIONS					FUMBLES			ST					MISC	
DATE	TEAM	GP	GS	TK	S	A	TFL	YDS	SK	YDS	QBH	NO	YDS	LG	TD	PD	FF	FR	YDS	TK	S	A	FF	FR	S	A
2017	Texans	12	6	21	9	12	3	9	0.0	0.0	0	0	0	0	0	1	0	0	0	0	0	0	0	0	0	0
2018	Texans	0	0	0	0	0	0	0	0.0	0.0	0	0	0	0	0	0	0	0	0	0	0	0	0	0	0	0
NFL TOTALS		12	6	21	9	12	3	9	0.0	0.0	0	0	0	0	0	1	0	0	0	0	0	0	0	0	0	0

# TEXANS BIOS

## SINGLE-GAME HIGHS: DEFENSIVE

**Total Tackles** 5 at Indianapolis Colts, Dec 31, 2017 **Tackles For Loss** 1 at Tennessee Titans, Dec 03, 2017  
**Passes Defensed** 1 at Los Angeles Rams, Nov 12, 2017 ...2 more at 1.

## 2018 GAME-BY-GAME REGULAR SEASON STATISTICS (TEXANS)

W	DATE	OPPONENT	TACKLES							INTERCEPTIONS					FUMBLES			ST					MISC			W/L	SCORE
			TK	S	A	SK	YDS	TFL	YDS	QBH	NO	YDS	LG	TD	PD	FF	FR	YDS	TK	S	A	FF	FR	S	A		
01	09/09	at Patriots										INACTIVE														L	20-27
02	09/16	at Titans										INACTIVE														L	17-20
2018 TOTALS			0	0	0	0.0	0.0	0	0	0	0	0	0	0	0	0	0	0	0	0	0	0	0	0	0	0-2	





# DESHAUN WATSON

QUARTERBACK

6-2 | 215 | CLEMSON

HOMETOWN: GAINESVILLE, GA. | AGE: 23

2ND NFL SEASON | 2ND WITH TEXANS | ACQUIRED: D1-'17

2018 GP/GS: 2/2 | CAREER GP/GS: 9/8

TEAMS: HOU 2017-18



4

**TRANSACTIONS:** Selected by the Houston Texans with the 12th pick in the first round (12th overall) of the 2017 NFL Draft.

## HONORS:

- ✦ AFC Offensive Player of the Week (Week 4, 2017)
- ✦ AFC Offensive Player of the Month (October 2017)
- ✦ NFL Offensive Rookie of the Month (October 2017)
- ✦ Pro Football Weekly All-Rookie (2017)
- ✦ FedEx Air Player of the Week (Week 4, 2017)

## 2018 (Houston 2/2)

- ✦ Completed 17-of-34 passes for 176 yards and one touchdown and rushed for 40 yards on eight carries (5.0 avg.) at New England (9/9)
- ✦ Threw for 310 yards, two touchdowns and one interception on 22-of-32 passing (68.8%) and rushed for 44 yards on five carries (8.8 avg.) at Tennessee (9/16)
- ✦ Ranks second in touchdown passes through his first nine career games in NFL history, trailing only Kurt Warner (24) and matched Dan Marino and Marc Bulger for the second-most games with multiple passing touchdowns (six) through a player's first nine career games in NFL history

## 2017 (Houston 7/6):

- ✦ Completed 126-of-204 passes for 1,699 yards and 19 touchdowns, while rushing for 269 yards and two touchdowns on 36 carries in seven games as a rookie
- ✦ Set NFL records for most passing touchdowns (19) through a player's first seven career games and most passing touchdowns (18 in Weeks 3-8) by a rookie over any five-game span in NFL history
- ✦ Recorded three games with four-or-more passing touchdowns, joining Fran Tarkenton as the only rookies in NFL history to do so
- ✦ Joined Cam Newton as the only rookies in NFL history to average 240-or-more passing yards and 35-or-more rushing yards per game
- ✦ Was the first rookie quarterback in NFL history with two games of 300-or-more passing yards and 40-or-more rushing yards in a season
- ✦ Played in the second half of the season opener vs. Jacksonville (9/10). Threw for a touchdown on the first drive of his NFL career
- ✦ Made his first career start at Cincinnati (9/14) and recorded the longest rush ever by a Texans quarterback (49 yards), compiled the most rushing yards ever by a Texans quarterback (67), became the first quarterback to score touchdowns in his first two games with the Texans and led the team in both rushing and

passing

- ✦ Became the first quarterback in franchise history and fourth rookie since 2000 to record 300-plus passing yards and 40-plus rushing yards in a single game at New England (9/24). Watson's 301 passing yards established a Texans single-game rookie record and he became the first rookie quarterback to throw for 300-plus yards against the defending Super Bowl champions since Cam Newton did so against the Green Bay Packers in 2011. Recorded his first multi-touchdown game and guided the Texans to their most points (30) since Week 16 of the 2015 season. Watson and RB D'Onta Foreman combined for 664 yards passing and rushing through the first three games of the season, the most by a rookie combination in franchise history and second most among rookie combinations in the NFL
- ✦ Completed 25-of-34 passes (73.5%) for 283 yards and four touchdowns and added 24 yards and one score on the ground vs. Tennessee (10/1). With his performance, Watson tied the all-time rookie quarterback record with five touchdowns in the game and became the first quarterback to throw for four touchdowns and run for one since Fran Tarkenton in 1961. Watson became the only rookie in NFL history with seven-or-more passing touchdowns and two-or-more rushing touchdowns in his team's first four games of a season, became the first rookie quarterback in team history with three-or-more touchdown passes in a game and led the Texans to a team-record 57 points
- ✦ Completed 16-of-31 passes for 261 yards and five touchdowns and added 31 rushing yards vs. Kansas City (10/8). With his Week 5 performance, Watson became the first rookie quarterback in NFL history to produce five-or-more touchdowns in consecutive games and became the second rookie quarterback to throw for four-or-more touchdowns in back-to-back games. Watson also became the first rookie quarterback to throw for 260 yards and rush for 20 yards in three consecutive games and became the first rookie quarterback to total 12 touchdowns in his first five games
- ✦ Threw for 225 yards and three touchdowns and added 23 rushing yards vs. Cleveland (10/15). His 15 passing touchdowns were the most by a rookie in his first six games and tied the NFL record for most passing touchdowns for a quarterback through his first six career games. Became the first rookie since the merger to throw for three-or-more touchdown passes in three consecutive games and became the first rookie in NFL history with 225-or-more passing yards and 20-or-more rushing yards in four consecutive games. With the performance, Watson passed Ryan Mallet (1,170) for the ninth-most passing yards in Texans history, Ryan Fitzpatrick (184) for the third-most rushing yards by a quarterback in franchise history and tied Brock Osweiler (15)

for the sixth-most passing touchdowns in team history

- ✦ Tallied 402 passing yards with four touchdowns and added 67 rushing yards on eight carries at Seattle (10/29). He became the first quarterback in NFL history with 400-or-more passing yards, four-or-more passing touchdowns and 50-or-more rushing yards in a single game while also passing Kurt Warner for the most passing touchdowns (18) through a player's first seven career games in NFL history. His 18 passing touchdowns in his past five games are the most by a rookie over any five-game span in NFL history. Watson became the fifth quarterback and first rookie in NFL history to have a five-game stretch of 225-or-more passing yards and 20-or-more rushing yards, joining Andrew Luck (2015-16), Aaron Rodgers (2016), Daunte Culpepper (2004) and Randall Cunningham (1990). His four passing touchdowns tie Peyton Manning, Marcus Mariota and Dak Prescott for the most games (four) of three-or-more passing touchdowns by a rookie in NFL history
- ✦ Placed on the Reserve/Injured list on Nov. 3

## COLLEGE:

- ✦ Played three seasons (2014-16) at Clemson (S.C.) University
- ✦ Put up record numbers and guided Clemson to consecutive College Football Playoff appearances, with the school's second National Championship in 2016
- ✦ Led Clemson to 28 wins over his final two seasons and compiled a 32-3 record as a starter, which was the best winning percentage in school history for a quarterback
- ✦ Two-time Heisman Trophy finalist; finished third in the 2015 balloting with 148 first-place votes and second in 2016 with 269 first-place votes
- ✦ The first ACC player to finish in the top three of the voting on multiple occasions
- ✦ Two-time recipient of the Davey O'Brien Award, one of only four quarterbacks who can make that claim, and the first since Oklahoma's Jason White in 2003,04, also two-time winner of the Manning Award
- ✦ Finished third in ACC history in total offense (12,094), behind only NC State's Philip Rivers and Tajh Boyd
- ✦ Threw for 10,163 yards and 90 career touchdowns
- ✦ Tops in Clemson history in career completion percentage (.674), passing efficiency (157.5) and total offense per game (318.3)
- ✦ In his career in the fourth quarter, passed for 16 touchdowns with only two interceptions
- ✦ CFP National Champion (2016)
- ✦ National Championship Game Most Valuable Offensive Player (2016)
- ✦ Fiesta Bowl Most Valuable Offensive Player (2016)
- ✦ Capital One Orange Bowl Offensive Most Valuable Player (2015)
- ✦ Scout.com National Player of the Year (2016)
- ✦ First-team All-America by AFCA, Associated Press, CBS Sports, ESPN.com, Football Writers Association and USA Today (2015)
- ✦ ACC Player of the Year (2015)
- ✦ ACC Championship Game Most Valuable Player (2015)
- ✦ Second-team All-America by AFCA and Associated Press (2016)
- ✦ Second-team All-America by Sporting News, Sports Illustrated and Walter Camp (2015, 2016)
- ✦ One of four quarterbacks to win the Davey O'Brien Award twice

(2015, 2016)

- ✦ Manning Award (2015, 2016)
- ✦ All-ACC Academic Team (2015, 2016)
- ✦ Johnny Unitas Award (2016)
- ✦ Bobby Bowden Award (2016)
- ✦ Walter Camp Player of the Year finalist (2015, 2016)
- ✦ Maxwell Award semi-finalist (2016)
- ✦ Maxwell Award finalist (2015)
- ✦ Heisman Trophy Finalist (3rd - 2015, 2nd - 2016)
- ✦ Turned in one of the most decorated seasons in college football history, including being named a Heisman finalist and National Championship Game Most Valuable Offensive Player after leading Clemson to its second National Championship in 2016
- ✦ Set Clemson records by throwing for 4,593 yards and 41 touchdowns as a junior
- ✦ Completed 67 percent of his passes and accounted for 5,219 yards of total offense, 10 more than his total from the 2015 season
- ✦ Accounted for 50 touchdowns in all, with nine rushing scores
- ✦ Posted 463 yards of total offense and four total touchdowns to lead Tigers to dramatic 35-31 win over Alabama in the National Championship Game (1/9/17)
- ✦ Became Clemson's first winner of the prestigious Davey O'Brien and Manning Awards in 2015
- ✦ First player in FBS history with at least 4,000 passing yards and 1,000 rushing yards in a season as a sophomore
- ✦ Set National Championship Game record with 478 yards of total offense, including a passing total of 405 yards and four touchdowns vs. Alabama (1/11/16) as a sophomore
- ✦ Completed 93-of-137 passes for 1,466 yards and 14 touchdowns against only two interceptions in 330 snaps over eight games as a freshman in 2014

## PERSONAL:

- ✦ Four-year starter at Gainesville (Ga.) High School
- ✦ Set state career records for total offense yards (17,134) and total touchdowns (218)
- ✦ Notched 13,077 passing yards and 155 touchdowns along with 4,057 rushing yards and 63 touchdowns in his career
- ✦ Set the state career records for passing touchdowns and total offense yards by the end of his junior season
- ✦ Named state player of the year as a sophomore, junior and senior and earned Gatorade Player of the Year honors in Georgia as a senior
- ✦ Amassed 4,431 passing yards and 57 touchdowns against only five interceptions along with 1,057 rushing yards and 14 touchdowns as a senior
- ✦ Logged 5,700 total offense yards and 64 touchdowns, including 4,024 passing yards and 50 touchdowns, as a junior
- ✦ No. 16 player and No. 1 dual-threat quarterback in the nation by ESPN
- ✦ No. 31 player and No. 1 dual-threat quarterback in the nation and No. 2 player in Georgia by Rivals.com
- ✦ Selected to play in the U.S. Army All-American Game and Under Armour All-American Game
- ✦ Earned undergraduate degree in communication in December 2016

# TEXANS BIOS

## SINGLE-GAME HIGHS: QUARTERBACK

**Pass Attempts** 34 at New England Patriots, Sep 09, 2018  
...1 more at 34.

**Pass Completions** 25 vs. Tennessee Titans, Oct 01, 2017

**Yards Passing** 402 at Seattle Seahawks, Oct 29, 2017

**TD Passes** 5 vs. Kansas City Chiefs, Oct 08, 2017

**Long Passes** 72t at Seattle Seahawks, Oct 29, 2017

**Completion Percentage** 73.5 vs. Tennessee Titans, Oct 01, 2017

**Passer Rating** 125 vs. Tennessee Titans, Oct 01, 2017

**Rush Attempts** 8 at New England Patriots, Sep 09, 2018  
...2 more at 8.

**Rushing Yards** 67 at Seattle Seahawks, Oct 29, 2017  
...1 more at 67.

**Longest Runs** 49t at Cincinnati Bengals, Sep 14, 2017

**Rushing TDs** 1 vs. Tennessee Titans, Oct 01, 2017  
...1 more at 1.

## 2018 GAME-BY-GAME REGULAR SEASON STATISTICS (TEXANS)

W	DATE	OPPONENT	P/S	PASSING										RUSHING				W/L	SCORE
				ATT	CMP	YDS	PCT	Y/A	Y/C	TD	INT	LG	SK/YD	RATE	ATT	YDS	LG	TD	
01	09/09	at Patriots	S	34	17	176	50.0	5.2	10.4	1	1	27	3/18	62.9	8	40	13	0	L
02	09/16	at Titans	S	32	22	310	68.8	9.7	14.1	2	1	39t	4/21	107.6	5	44	15	0	L
2018 TOTALS			2-2	66	39	486	59.1	7.4	12.5	3	2	39t	7/39	84.5	13	84	15	0	0-2





# J.J. WATT

## DEFENSIVE END

6-5 | 288 | WISCONSIN

HOMETOWN: PEWAUKEE, WIS. | AGE: 29

8TH NFL SEASON | 8TH WITH TEXANS | ACQUIRED: D1-'11

2018 GP/GS: 2/2 | CAREER GP/GS (POST): 90/90 (5/5)

TEAMS: HOU 2011-18



99

**TRANSACTIONS:** Selected by the Houston Texans with the 11th pick in the first round (11th overall) of the 2011 NFL Draft...Signed a contract extension with the Texans on Sept. 2, 2014.

### HONORS:

- ✦ Walter Payton NFL Man of the Year (2017)
- ✦ Sports Illustrated Person of the Year (2017)
- ✦ Associated Press and PFWA NFL Defensive Player of the Year (3x – 2012, 2014-15)
- ✦ Associated Press First-Team All-Pro (4x – 2012-15)
- ✦ Pro Bowl selection (4x – 2012-15) and 2014 Pro Bowl Captain
- ✦ NFL 101 AFC Defensive Player of the Year (3x – 2012, 2014-15)
- ✦ Pro Football Weekly/PFWA Defensive Most Valuable Player (3x – 2012, 2014-15)
- ✦ PFW First-Team All-Pro (4x – 2012-15)
- ✦ AFC Defensive Player of the Week (6x – Week 2, 2012; Week 15, 2012; Week 4, 2014; Week 11, 2014; Week 11, 2015; Week 17, 2015) – second-most all-time
- ✦ AFC Defensive Player of the Month (5x – September, 2012; December, 2012; September, 2014; December, 2014; November, 2015)
- ✦ USA Football All-Fundamentals Team (2012)
- ✦ Houston Texans Rookie of the Year (2011)
- ✦ Pro Football Weekly/PFWA All-Rookie Team (2011)
- ✦ USA Today All-Joe Team (2011)
- ✦ NFL sack leader (2x – 2012, 2015)
- ✦ Bert Bell Award winner (2014)

### CAREER:

- ✦ Has recorded 76.0 sacks, 13 fumble recoveries, 16 forced fumbles and 47 passes defended in his career
- ✦ Passed Derrick Thomas (66.0) for the second-most career sacks in a player's first five seasons in NFL history
- ✦ In his 75th career game, became the second-fastest player in NFL history to reach 70.0 sacks (Reggie White, 57 games)
- ✦ Became the second-fastest player in NFL history to reach 75.0 career sacks, as he did so in his 82nd career game. Hall of Fame DE Reggie White accomplished the feat in his 65th career game
- ✦ Leads the NFL with 221 quarterback hits and 138 tackles for loss and ranks second in the NFL in sacks since entering the league in 2011
- ✦ The only player in NFL history with 20-or-more sacks and 10-or-more passes defended in the same season, which he accomplished twice (2012, 2014)
- ✦ Recorded his third career 15.0-sack season (2012, 2014, 2015), which is tied for the second-most in the NFL since 1982. Reggie

White is the only other player to notch three 15.0-sack seasons in his first five years in the league

- ✦ Has 21 career games with 2.0-or-more sacks, the second-most of any player in his first five seasons in NFL history
- ✦ Has five games with 3.0-or-more sacks in his career
- ✦ Notched his fourth straight season with 10.0-or-more sacks in 2015, which is the longest active streak in the NFL
- ✦ The first Texan with four seasons (2012-15) of 10.0-or-more sacks in his career (no other player in franchise history has three)
- ✦ Ranks first in franchise history with 76.0 sacks
- ✦ Owns the three highest single-season sack totals in team history (2012, 2014, 2015)
- ✦ Posted 50-or-more quarterback hits in two straight seasons (2014-15)
- ✦ Has blocked four kicks in his career, including a franchise-record two in 2013
- ✦ One of two players to record 10.0 sacks and 10 passes defended in two different seasons since 1991 (Jason Taylor)
- ✦ Posted his fourth straight season (2012-15) with 40-or-more quarterback hits and reached 200 career quarterback hits. His 2012-15 seasons are currently the top four single-season quarterback hit totals since 2006
- ✦ His 36.5 sacks through his first three seasons were the seventh-most in NFL history for a player through their first three seasons
- ✦ Became first player in NFL history with 14 passes defended and 14 sacks in the same season in 2012
- ✦ His 36.5 combined sacks and passes defended in 2012 were the most by a player since 1991, when passes defended became an official statistic
- ✦ Emerged on the national scene in the playoffs following the 2011 season with 3.5 sacks and an interception return for a touchdown in the postseason

### 2018 (Houston 2/2):

- ✦ Notched three total tackles (two solo) and two quarterback hits at New England (9/9)
- ✦ Registered six total tackles (four solo), two tackles for loss and one forced fumble at Tennessee (9/16)

### 2017 (Houston 5/5):

- ✦ Recorded 15 total tackles (11 solo), five quarterback hits, three tackles for loss and two passes defended in five games played
- ✦ Started in his return to the field and recorded one tackle and one quarterback hit vs. Jacksonville (9/10)
- ✦ Recorded six combined tackles with five solo stops, one quarterback hit and one pass defended at Cincinnati (9/14)



- ✦ Tallied six total tackles for the second consecutive game and recorded two quarterback hits and three tackles for loss at New England (9/24)
- ✦ Moved into a tie for fifth in team history with 47 career passes defended vs. Tennessee (10/1)
- ✦ Placed on the Reserve/Injured list on Oct. 11

## 2016 (Houston 3/3, 0/0):

- ✦ Spent the entire preseason on the Active/Physically Unable to Perform list
- ✦ Moved from the Active/Physically Unable to Perform list to the active roster on Sept. 3
- ✦ Tied for the team lead with three quarterback hits in the season opener vs. Chicago (9/11)
- ✦ Finished with five total tackles, 1.5 sacks, two quarterback hits, one tackle for loss and one fumble recovery vs. Kansas City (9/18)
- ✦ Recorded a sack in his third straight regular season game against Kansas City, dating back to Oct. 20, 2013, when he brought down Chiefs QB Alex Smith for a four-yard loss (9/18)
- ✦ Placed on the Reserve/Injured list on Sept. 28, breaking a streak of 83 consecutive starts since entering the NFL

## 2015 (Houston 16/16, 1/1):

- ✦ Totaled 76 total tackles (57 solo), 17.5 sacks, 50 quarterback hits, 29 tackles for loss, eight passes defended, three forced fumbles and one fumble recovery in 16 games
- ✦ Finished with nine tackles (all solo), including six for a loss and 2.0 sacks vs. Kansas City (9/13)
- ✦ His 2.0 sacks tied for the most in a season opener in franchise history (Mario Williams, 3x - last: vs. Indianapolis, 9/11/11)
- ✦ Became the eighth player in team history to record 300 career tackles (304)
- ✦ Posted a sack in the fourth straight home opener (2012-15) of his career
- ✦ Recorded his 60th career sack in his 66th career game, which is the second-fastest in NFL history behind only Reggie White who accomplished the feat in his 47th game (9/20)
- ✦ Finished second on the team with seven tackles (six solo) and recorded 2.0 sacks, four quarterback hits and three tackles for loss at Miami (10/25)
- ✦ Set a single-game career high with 10 quarterback hits vs. Tennessee (11/1)
- ✦ Finished the game with five tackles (three solo), 10 quarterback hits, 2.5 sacks, one tackle for loss and one forced fumble vs. Tennessee (11/1)
- ✦ Led the team with eight solo tackles, including five for loss, 2.0 sacks and five quarterback hits vs. N.Y. Jets (11/22)
- ✦ Finished the game with five tackles (three solo), 2.0 sacks and eight quarterback hits vs. New Orleans (11/29)
- ✦ In his 75th career game, became the second-fastest player in NFL history to reach 70.0 sacks (Reggie White, 57 games)
- ✦ Named AFC Defensive Player of the Month for November (fifth time in his career)
- ✦ Has recorded 15.5 career sacks in 10 games against Tennessee, which is his highest total against any team. He has notched 2.0-or-more sacks in three of the last four games against the Titans and in six overall in the series
- ✦ Led the team with eight tackles (five solo), to go along with a single-game season-high 3.0 sacks, three tackles for loss, four quarterback hits, two passes defended, one forced fumble and one fumble recovery vs. Jacksonville (1/3/16)

- ✦ His sack total ranks as the third-highest single-season mark in franchise history behind his 20.5 sacks in 2012 and 2014
- ✦ Recorded his third career 15.0-sack season, which is tied for the second-most in the NFL since 1982. Reggie White is the only other player to notch three 15.0-sack seasons in his first five years in the league
- ✦ Posted 50-or-more quarterback hits for the second straight season (51 in 2014)
- ✦ Named AFC Defensive Player of the Week in Week 17

## 2014 (Houston 16/16):

- ✦ Totaled 78 tackles, 20.5 sacks, 29 tackles for loss, 50 quarterback hits, five fumble recoveries and four forced fumbles
- ✦ Started and played in every game for the fourth consecutive season.
- ✦ Tied his career high with 20.5 sacks and became the first player in NFL history with 20 or more sacks in two different seasons (2012 and 2014)
- ✦ Named the AFC Defensive Player of the Month twice (September and December)
- ✦ Recorded five total touchdowns (three receiving, one interception return and one fumble return) and a safety to finish with 32 points scored
- ✦ Recorded a sack, 3.0 tackles, five quarterback hits, 2.0 tackles for loss and recovered a fumble vs. Washington (9/7)
- ✦ Became the first defensive player in franchise history to score from scrimmage on a 1-yard touchdown reception at Oakland (9/14)
- ✦ Notched his first career regular season interception and returned it 80 yards for a touchdown, which is tied for the sixth longest return in NFL history for a defensive lineman, in Week 4 vs. Buffalo (9/28). Also had a career-high nine quarterback hits, five tackles and a pass defended
- ✦ Recorded 2.0 sacks, one tackle for loss, a forced fumble, fumble recovery, six quarterback hits and caught a one-yard touchdown pass in the fourth quarter vs. Tennessee (11/30) in Week 13
- ✦ Became Texans all-time sack leader with 54.0 sacks in Week 16 vs. Baltimore (12/21) when he sacked Ravens QB Joe Flacco on fourth-and-10 in the fourth quarter
- ✦ Became the first player in NFL history to record two seasons with more than 20 sacks (20.5 in 2012 and again in 2014), as he finished with 3.0 sacks, four tackles for loss, three quarterback hits, a forced fumble, safety and team-high six tackles vs. Jacksonville (12/28) in Week 17. Had 2.0-or-more sacks in all six division games this season and six sacks in two games against Jacksonville

## 2013 (Houston 16/16):

- ✦ Led the NFL in quarterback hits (46) and was second in tackles for loss (22) while setting a career high with 117 tackles (71 solo) to go along with a team-best 10.5 sacks, seven passes defended, four forced fumbles, two fumble recoveries and two blocked kicks
- ✦ Recorded nine tackles (five solo), 1.0 sack and a forced fumble at Kansas City (10/20)
- ✦ Recorded eight tackles (four solo), 1.0 sack, one pass defended and blocked a field goal attempt vs. Indianapolis (11/3)
- ✦ Notched seven tackles (five solo), one sack and set career highs with two forced fumbles and two fumble recoveries at Arizona (11/10)
- ✦ Tallied 2.0 sacks along with 13 tackles (eight solo) vs. Oakland (11/17). His 2.0 sacks marked the ninth time in his career that he has recorded at least two in a game

- ✦ Totaled nine solo tackles, 1.0 sack, a season-high five tackles for loss, a pass defended and forced a fumble at Tennessee (12/29)

## 2012 (Houston 16/16, 2/2):

- ✦ Named the AP Defensive Player of the Year after he led the NFL with a franchise single-season record 20.5 sacks on the season
- ✦ Set a league season record for defensive linemen with 16 passes defended
- ✦ Earned AP First-Team All-Pro honors and was selected as Pro Bowl starter for the AFC after leading the Texans with 107 tackles (85 solo), 16 passes defended, four forced fumbles and two recoveries
- ✦ Contributed to 95 plays that either resulted in no gain or negative yardage
- ✦ Had six total tackles (four solo), 1.5 sacks, and three passes defended, two of which were intercepted by his teammates in the season opener vs. Miami (9/9)
- ✦ Led the defense with 10 total tackles while sacking Broncos QB Peyton Manning 2.5 times at Denver (9/23)
- ✦ Recorded seven tackles (five solo) including 2.0 sacks and recovered a fumble at Tennessee (9/30)
- ✦ Made seven total tackles (six solo) including 2.0 sacks of Aaron Rodgers vs. Green Bay (10/14)
- ✦ Sacked Colts QB Andrew Luck 3.0 times for a total loss of 22 yards, tallied 13 total tackles and forced a fumble for the third consecutive game vs. Indianapolis (12/16).
- ✦ Became the ninth player in NFL history to record 20.0 or more sacks in a season when he sacked Vikings QB Christian Ponder for a loss of three yards in the third quarter vs. Minnesota (12/23). He also forced a fumble in his fourth consecutive game. It was his fourth of the season, tying a franchise single-season record
- ✦ Registered four solo tackles, all of which were for a loss, one quarterback hit on an incomplete pass, and batted down his 16th pass of the season at Indianapolis (12/30)
- ✦ Led the team with five tackles and recorded two tackles for loss and two passes defended in AFC Wild Card Playoff vs. Cincinnati (1/5/13)
- ✦ Sacked Bengals QB Andy Dalton for a 9-yard loss in the first quarter in AFC Wild Card Playoff vs. Cincinnati (1/5/13), raising his career postseason sack total to 4.5
- ✦ Recorded a half sack and four total tackles in AFC Divisional Playoff at New England (1/13/13), raising his career postseason sack total to 5.0

## 2011 (Houston 16/16, 2/2):

- ✦ Started all 16 games as a rookie, recording 59 tackles (52 solo), 5.5 sacks, four passes defended, two fumble recoveries and blocked a field goal to earn Houston Texans Rookie of the Year honors
- ✦ Recorded one fumble recovery, one quarterback pressure and five solo tackles in the season opener vs. Indianapolis (9/11)
- ✦ Blocked a field goal and recorded four tackles (three solo) at Miami (9/18)

- ✦ Recorded his first career sack to go along with four solo tackles at New Orleans (9/25)
- ✦ Intercepted a pass in the second quarter and returned it 29 yards for a touchdown to go along with a sack of Bengals QB Andy Dalton for a 7-yard loss in AFC Wild Card Playoff vs. Cincinnati (1/7/12)
- ✦ Recorded game-high 12 tackles (nine solo) and 2.5 sacks for a loss of 22 yards in AFC Divisional Playoff at Baltimore (1/15/12)

## COLLEGE:

- ✦ Played two seasons (2009-10) at the University of Wisconsin-Madison (Wis.)
- ✦ Redshirted the 2008 season at Wisconsin after transferring from Central Michigan University in Mount Pleasant, Mich., where he spent the 2007 campaign
- ✦ Started all 26 games he played in for the Badgers at strongside defensive end, recording 106 total tackles (74 solo) with 11.5 sacks for a loss of 75 yards, 36.5 stops for losses of 144 yards and 28 quarterback pressures
- ✦ Recovered five fumbles (one with Central Michigan) and caused four others, blocked four kicks and deflected 13 passes in his college career
- ✦ All-America first-team selection by The NFL Draft Report, earning second-team honors from the Associated Press and Sports Illustrated and consensus All-Big Ten Conference first-team choice
- ✦ Recipient of the Lott IMPACT Trophy and was also named Lott IMPACT Player of the Week for his performance vs. Ohio State
- ✦ Started all 13 games in 2010 at strongside defensive end, finishing second on the team with 62 total tackles (42 solos) while leading the Badgers with 7.0 sacks for minus-56 yards, finishing third nationally with 21.0 stops for losses totaling 91 yards
- ✦ Blocked three kicks and deflected eight passes and intercepted another for a 15-yard return
- ✦ Sophomore All-America and second-team All-Big Ten Conference selection by The NFL Draft Report in 2009, earning All-Big Ten honorable mention from the league's coaches and media and also chosen Academic All-Big Ten
- ✦ Life sciences communication major, earning Academic All-Big Ten Conference honors

## PERSONAL:

- ✦ Raised more than \$37 million for Hurricane Harvey relief for Houston
- ✦ Received an honorary doctorate from Baylor College of Medicine
- ✦ Served as the Grand Marshal of the 2012 Houston Lifestock Show and Rodeo and Art Car Parades
- ✦ Founded and serves on the board of directors of the Justin J. Watt Foundation which provides support to after-school athletic programs in Wisconsin and Texas
- ✦ Attended Pewaukee (Wisc.) High School and earned All-Woodland Conference, All-Area and All-Parkland County honors as a senior while garnering All-State accolades
- ✦ Received Woodland Conference Player of the Year recognition in 2006

# TEXANS BIOS

## J.J. WATT - NFL REGULAR SEASON STATISTICS

DATE TEAM	GP	GS	TK	S	A	TACKLES					QBH	INTERCEPTIONS					FUMBLES			ST					MISC	
						TFL	YDS	SK	YDS	YDS		NO	YDS	LG	TD	PD	FF	FR	YDS	TK	S	A	FF	FR	S	A
2011 Texans	16	16	56	49	7	13	4	5.5	47.5	19	0	0	0	0	4	0	2	2	0	0	0	0	0	0	0	0
2012 Texans	16	16	81	69	12	39	14	20.5	138.5	43	0	0	0	0	16	4	2	7	0	0	0	0	0	0	0	0
2013 Texans	16	16	80	65	15	22	83	10.5	70.5	46	0	0	0	0	7	4	2	0	0	0	0	0	0	0	0	0
2014 Texans	16	16	78	59	19	29	139	20.5	140.0	51	1	80	80t	1	10	4	5	59	0	0	0	0	0	0	0	0
2015 Texans	16	16	76	57	19	29	126	17.5	117.5	50	0	0	0	0	8	3	1	0	0	0	0	0	0	0	0	0
2016 Texans	3	3	8	1	7	1	4	1.5	5.0	5	0	0	0	0	0	0	1	0	0	0	0	0	0	0	0	0
2017 Texans	5	5	15	11	4	3	11	0.0	0.0	5	0	0	0	0	2	0	0	0	0	0	0	0	0	0	0	0
2018 Texans	2	2	8	6	2	2	4	0.0	0.0	2	0	0	0	0	0	1	0	0	0	0	0	0	0	0	0	0
<b>NFL TOTALS</b>	<b>90</b>	<b>90</b>	<b>402</b>	<b>317</b>	<b>85</b>	<b>138</b>	<b>385</b>	<b>76.0</b>	<b>519.0</b>	<b>221</b>	<b>1</b>	<b>80</b>	<b>80t</b>	<b>1</b>	<b>47</b>	<b>16</b>	<b>13</b>	<b>68</b>	<b>0</b>	<b>0</b>	<b>0</b>	<b>0</b>	<b>0</b>	<b>0</b>	<b>0</b>	<b>0</b>

## J.J. WATT - NFL POSTSEASON STATISTICS

DATE TEAM	GP	GS	TK	S	A	TACKLES					QBH	INTERCEPTIONS					FUMBLES			ST					MISC	
						TFL	YDS	SK	YDS	YDS		NO	YDS	LG	TD	PD	FF	FR	YDS	TK	S	A	FF	FR	S	A
2011 Texans	2	2	14	11	3	4	0	3.5	29.0	4	1	29	29t	1	1	0	0	0	0	0	0	0	0	0	0	0
2012 Texans	2	2	9	6	3	3	0	1.5	13.5	3	0	0	0	0	2	0	0	0	0	0	0	0	0	0	0	0
2015 Texans	1	1	1	0	1	0	0	0.0	0.0	0	0	0	0	0	0	0	0	0	0	0	0	0	0	0	0	0
<b>NFL TOTALS</b>	<b>5</b>	<b>5</b>	<b>24</b>	<b>17</b>	<b>7</b>	<b>7</b>	<b>0</b>	<b>5.0</b>	<b>42.5</b>	<b>7</b>	<b>1</b>	<b>29</b>	<b>29t</b>	<b>1</b>	<b>3</b>	<b>0</b>	<b>0</b>	<b>0</b>	<b>0</b>	<b>0</b>	<b>0</b>	<b>0</b>	<b>0</b>	<b>0</b>	<b>0</b>	<b>0</b>

## SINGLE-GAME HIGHS: DEFENSIVE

<b>Total Tackles</b>	10 vs. Indianapolis Colts, Dec 16, 2012	<b>Tackles For Loss</b>	6 vs. Kansas City Chiefs, Sep 13, 2015
<b>Sacks</b>	3.0 vs. Jacksonville Jaguars, Jan 03, 2016 ...4 more at 3.0.	<b>Interceptions</b>	1 vs. Buffalo Bills, Sep 28, 2014
<b>Passes Defensed</b>	3 vs. Indianapolis Colts, Oct 09, 2014 ...3 more at 3.	<b>Interception Return Yards</b>	80 vs. Buffalo Bills, Sep 28, 2014
<b>Forced Fumbles</b>	2 at Arizona Cardinals, Nov 10, 2013	<b>Safeties</b>	1 vs. Jacksonville Jaguars, Dec 28, 2014
<b>Fumble Recoveries</b>	2 at Arizona Cardinals, Nov 10, 2013		

## SINGLE-GAME HIGHS - POSTSEASON: DEFENSIVE

<b>Total Tackles</b>	12 at Baltimore Ravens, Jan 15, 2012	<b>Tackles For Loss</b>	3 at Baltimore Ravens, Jan 15, 2012
<b>Sacks</b>	2.5 at Baltimore Ravens, Jan 15, 2012	<b>Interceptions</b>	1 vs. Cincinnati Bengals, Jan 07, 2012
<b>Passes Defensed</b>	2 vs. Cincinnati Bengals, Jan 05, 2013	<b>Interception Return Yards</b>	29 vs. Cincinnati Bengals, Jan 07, 2012

## 2018 GAME-BY-GAME REGULAR SEASON STATISTICS (TEXANS)

			TACKLES								INTERCEPTIONS					FUMBLES			ST					MISC			
W	DATE	OPPONENT	TK	S	A	SK	YDS	TFL	YDS	QBH	NO	YDS	LG	TD	PD	FF	FR	YDS	TK	S	A	FF	FR	S	A	W/L	SCORE
01	09/09	at Patriots	S	2	2	0	0.0	0	0	2	0	0	0	0	0	0	0	0	0	0	0	0	0	0	0	L	20-27
02	09/16	at Titans	S	6	4	2	0.0	2	4	0	0	0	0	0	0	1	0	0	0	0	0	0	0	0	0	L	17-20
2018 TOTALS			2-2	8	6	2	0.0	2	4	2	0	0	0	0	0	1	0	0	0	0	0	0	0	0	0	0-2	





# JOE WEBB III

QUARTERBACK

6-4 | 231 | ALABAMA-BIRMINGHAM

HOMETOWN: BIRMINGHAM, ALA. | AGE: 31

9TH NFL SEASON | 1ST WITH TEXANS | ACQUIRED: UFA-'18 (BUF)

2018 GP/GS: 2/0 | CAREER GP/GS (POST): 88/4 (7/1)

TEAMS: MIN 2010-13; CAR 2014-16; BUF 2017; HOU 2018



5

**TRANSACTIONS:** Selected by the Minnesota Vikings with the 30th pick in the sixth round (199th overall) of the 2010 NFL Draft...Signed by the Carolina Panthers as an unrestricted free agent on March 21, 2014...Re-signed by the Panthers on March 9, 2015...Re-signed by the Panthers on March 10, 2016...Waived by the Panthers on Sept. 2, 2017...Signed by the Buffalo Bills on Sept. 4, 2017...Signed by the Houston Texans as an unrestricted free agent on April 5, 2018...Released by the Texans on Sept. 1, 2018...Signed by the Texans as a free agent on Sept. 3, 2018.

## CAREER:

- Only player in NFL history to attempt 150-or-more passes, record 50-or-more rushes, catch five-or-more passes, produce 10-or-more special teams tackles and return 10-or-more kickoffs

### 2018 (Houston 2/0):

- Made his Texans debut and contributed on special teams at New England (9/9)
- Contributed on special teams at Tennessee (9/16)

### 2017 (Buffalo 16/0):

- Contributed on special teams in all 16 games
- Entered the game after QB Nathan Peterman left due to injury vs. Indianapolis (12/10) in Week 14 and led the Bills to victory in overtime
- Contributed on special teams in the AFC Wild Card Playoff at Jacksonville (1/7/18)

### 2016 (Carolina 14/0):

- Played in 14 games for Carolina and was inactive for one game
- Contributed primarily on special teams and saw action at wide receiver
- Served as reserve quarterback vs. Tampa Bay (10/10) when Cam Newton was injured and Derek Anderson started
- Averaged 21.8 yards on six kickoff returns for 131 yards with a long of 37 yards
- Finished second on the team with seven special teams tackles
- Caught one pass for three yards
- Inactive vs. San Francisco (9/18) and dressed but did not play vs. Tampa Bay (10/10)
- Notched a career-long 37-yard kickoff return vs. Arizona (10/30) in Week 8

### 2015 (Carolina 16/0, 3/0):

- Appeared in all 16 regular season games for Carolina
- Contributed primarily on special teams
- Played in all three postseason contests, including Super Bowl 50

vs. Denver (2/7/16)

- Finished second on the team with 12 total special teams tackles and recovered one fumble
- Averaged 22.3 yards on eight kickoff returns for 178 yards

### 2014 (Carolina 7/0, 2/0):

- Appeared in seven regular season games and both postseason contests
- Served as a reserve quarterback, saw action at wide receiver and contributed on special teams
- Posted one reception for 16 yards, returned two kickoffs for 53 yards and logged one special teams tackle
- Made switch back to quarterback in 2014 after playing one season at wide receiver for Minnesota in 2013

### 2013 (Minnesota 16/1):

- Switched to wide receiver for Minnesota in 2013 after playing quarterback during first three seasons
- Registered five catches for 33 yards
- Returned one kickoff for nine yards
- Started at wide receiver at Detroit (12/29) in Week 17 but did not record a catch

### 2012 (Minnesota 1/0, 1/1):

- Appeared in one regular season game in relief of QB Christian Ponder vs. Tennessee (10/7) in Week 5
- Started in place of Ponder in the 2012 NFC Wild Card Playoff at Green Bay (1/5/13)
- Completed 11-of-30 passes for 180 yards, one touchdown and one interception. Also added 68 yards rushing on seven carries in the playoff loss to the Packers

### 2011 (Minnesota 11/1):

- Played in 11 games with one start for Minnesota in 2011
- Completed 34-of-63 passes for 376 yards and three touchdowns with two interceptions to compile a 74.6 quarterback rating
- Carried 22 times for 154 yards and two touchdowns
- Snagged first career reception for nine yards at Green Bay (11/14) in Week 10 and started at wide receiver vs. Denver (12/4) in Week 13
- Threw first career touchdown at Detroit (12/11) in Week 14, hitting RB Toby Gerhart from two yards out
- Set a Vikings franchise record for most rushing yards in a game by a quarterback with 109 on seven attempts at Detroit (12/11) in Week 14
- Scampered a career-long 65 yards for a touchdown at Detroit,



the longest run by a quarterback in franchise history and seventh longest at the time by a quarterback in NFL history

## 2010 (Minnesota 5/2):

- ✎ Played in the last five games of 2010, starting the final two
- ✎ Completed 54-of-89 passes for 480 yards and no touchdowns with three interceptions
- ✎ Gained 120 rushing yards on 18 attempts with two touchdowns
- ✎ Had one kickoff return for 30 yards
- ✎ Made NFL debut vs. Buffalo (12/5) in Week 13
- ✎ Returned opening kickoff 30 yards to become the first quarterback in Vikings history to return a kickoff
- ✎ Became first quarterback to return a kickoff since Guido Merkens in 1981
- ✎ Scored first career touchdown on a 13-yard run vs. Chicago (12/20) in Week 15
- ✎ Became only the second Vikings rookie quarterback to win first start at Philadelphia (12/28) in Week 16
- ✎ Produced career highs of an 87.8 quarterback rating and 65.4 completion percentage on 17-of-26 passing for 195 yards, while adding 31 yards rushing and one touchdown on six carries

## COLLEGE:

- ✎ Played four seasons (2006-09) at the University of Alabama-Birmingham after redshirting the 2005 campaign
- ✎ Completed 468-of-792 career passes for 5,771 yards and 37 touchdowns. Also rushed for 2,774 yards and 24 touchdowns on

516 carries during his collegiate career

- ✎ As a senior, completed 162-of-271 passes for 2,299 yards and 21 touchdowns, adding 1,427 yards rushing and 11 touchdowns, and two receptions for 12 yards and a touchdown
- ✎ Threw for a career-high 2,367 yards as a junior in 2008, adding another 1,021 yards and 11 touchdowns on the ground
- ✎ Played both wide receiver and quarterback as a sophomore. Completed 65-of-117 passes for 679 yards and five touchdowns, while hauling in 30 passes for 459 yards and three touchdowns
- ✎ Saw action in two games in 2006 after redshirting as a freshman

## PERSONAL:

- ✎ Son of Joseph and Wanda Webb
- ✎ Has two sons, Joe IV and Zamir
- ✎ Held Joe Webb's Annual Back 2 School Rally, where he gave out free food and school supplies to kids in Birmingham, Ala.
- ✎ Goes Christmas shopping every year with a program called 'The Relatives.' An organization that aims to help youth find stability and pathways to a successful future
- ✎ Hosts a free football camp at UAB each summer
- ✎ Attended Ensley High School in Birmingham, Ala. where he lettered in football, basketball and baseball, while also being a member of the National Honor Society
- ✎ Named honorable mention Class 5A all-state by the *Birmingham News*
- ✎ Threw for more than 2,000 yards and 18 touchdowns as a senior in 2004

### JOE WEBB III - NFL REGULAR SEASON PASSING STATISTICS

DATE	TEAM	GP	GS	ATT.	CMP.	PCT.	YDS	AVG.	TD	INT.	LG	SK	LST	RATE
2010	Vikings	5	2	89	54	60.7	477	5.4	0	3	46	8	48	60.9
2011	Vikings	11	1	63	34	54.0	376	6.0	3	2	36	3	21	74.6
2012	Vikings	1	0	0	0	0.0	0	0.0	0	0	0	0	0	0.0
2013	Vikings	16	1	0	0	0.0	0	0.0	0	0	0	0	0	0.0
2014	Panthers	7	0	0	0	0.0	0	0.0	0	0	0	0	0	0.0
2015	Panthers	16	0	0	0	0.0	0	0.0	0	0	0	0	0	0.0
2016	Panthers	14	0	0	0	0.0	0	0.0	0	0	0	0	0	0.0
2017	Bills	16	0	7	2	28.6	35	5.0	0	1	34	0	0	8.3
2018	Texans	2	0	0	0	0.0	0	0.0	0	0	0	0	0	0.0
<b>TOTALS</b>		<b>88</b>	<b>4</b>	<b>159</b>	<b>90</b>	<b>56.6</b>	<b>888</b>	<b>5.6</b>	<b>3</b>	<b>6</b>	<b>46</b>	<b>11</b>	<b>69</b>	<b>63.1</b>

### JOE WEBB III - NFL POSTSEASON PASSING STATISTICS

DATE	TEAM	GP	GS	ATT.	CMP.	PCT.	YDS	AVG.	TD	INT.	LG	SK	LST	RATE
2012	Vikings	1	1	30	11	36.7	180	6.0	1	1	50t	3	23	54.9
2014	Panthers	2	0	0	0	0.0	0	0.0	0	0	0	0	0	0.0
2015	Panthers	3	0	0	0	0.0	0	0.0	0	0	0	0	0	0.0
2017	Bills	1	0	0	0	0.0	0	0.0	0	0	0	0	0	0.0
<b>TOTALS</b>		<b>7</b>	<b>1</b>	<b>30</b>	<b>11</b>	<b>36.7</b>	<b>180</b>	<b>6.0</b>	<b>1</b>	<b>1</b>	<b>50t</b>	<b>3</b>	<b>23</b>	<b>54.9</b>

# TEXANS BIOS

## JOE WEBB III - NFL REGULAR SEASON STATISTICS

DATE TEAM	GP	GS	RECEIVING					RUSHING				
			NO.	YDS	AVG	LG	TD	NO.	YDS.	AVG.	LG	TD
2010 Vikings	5	2	0	0	0.0	0	0	18	120	6.7	16	2
2011 Vikings	11	1	1	9	9.0	9	0	22	154	7.0	65t	2
2012 Vikings	1	0	0	0	0.0	0	0	1	-1	-1.0	-1	0
2013 Vikings	16	1	5	33	6.6	15	0	0	0	0.0	0	0
2014 Panthers	7	0	1	16	16.0	16	0	0	0	0.0	0	0
2015 Panthers	16	0	0	0	0.0	0	0	1	-1	-1.0	-1	0
2016 Panthers	14	0	1	3	3.0	3	0	0	0	0.0	0	0
2017 Bills	16	0	0	0	0.0	0	0	8	54	6.8	22	0
2018 Texans	2	0	0	0	0.0	0	0	0	0	0.0	0	0
<b>NFL TOTALS</b>	<b>88</b>	<b>4</b>	<b>8</b>	<b>61</b>	<b>7.6</b>	<b>16</b>	<b>0</b>	<b>50</b>	<b>326</b>	<b>6.5</b>	<b>65t</b>	<b>4</b>

## JOE WEBB III - NFL POSTSEASON STATISTICS

DATE TEAM	GP	GS	RECEIVING					RUSHING				
			NO.	YDS	AVG	LG	TD	NO.	YDS.	AVG.	LG	TD
2012 Vikings	1	1	0	0	0.0	0	0	7	68	9.7	17	0
2014 Panthers	2	0	0	0	0.0	0	0	0	0	0.0	0	0
2015 Panthers	3	0	0	0	0.0	0	0	0	0	0.0	0	0
2017 Bills	1	0	0	0	0.0	0	0	0	0	0.0	0	0
<b>NFL TOTALS</b>	<b>7</b>	<b>1</b>	<b>0</b>	<b>0</b>	<b>0.0</b>	<b>0</b>	<b>0</b>	<b>7</b>	<b>68</b>	<b>9.7</b>	<b>17</b>	<b>0</b>

## JOE WEBB III - NFL REGULAR SEASON RETURN STATISTICS

KICKOFF RETURNS							PUNT RETURNS					
DATE	TEAM	RET.	YDS.	AVG.	LG	TD	NO.	FC	YDS	AVG	LG	TD
2010	Vikings	1	30	30.0	30	0	0	0	0	0.0	0	0
2011	Vikings	0	0	0.0	0	0	0	0	0	0.0	0	0
2012	Vikings	0	0	0.0	0	0	0	0	0	0.0	0	0
2013	Vikings	1	9	9.0	9	0	0	0	0	0.0	0	0
2014	Panthers	2	53	26.5	27	0	0	0	0	0.0	0	0
2015	Panthers	8	178	22.3	27	0	0	0	0	0.0	0	0
2016	Panthers	6	131	21.8	37	0	0	0	0	0.0	0	0
2017	Bills	0	0	0.0	0	0	0	0	0	0.0	0	0
2018	Texans	0	0	0.0	0	0	0	0	0	0.0	0	0
NFL TOTALS		18	401	22.3	37	0	0	0	0	0.0	0	0

## JOE WEBB III - NFL POSTSEASON RETURN STATISTICS

KICKOFF RETURNS												PUNT RETURNS					
DATE TEAM		RET.	YDS.	AVG.	LG	TD			NO.	FC	YDS	AVG	LG	TD			
2012	Vikings	0	0	0.0	0	0			0	0	0	0.0	0	0			
2014	Panthers	0	0	0.0	0	0			0	0	0	0.0	0	0			
2015	Panthers	5	83	16.6	25	0			0	0	0	0.0	0	0			
2017	Bills	0	0	0.0	0	0			0	0	0	0.0	0	0			
NFL TOTALS		5	83	16.6	25	0			0	0	0	0.0	0	0			

## SINGLE-GAME HIGHS: QUARTERBACK

<b>Pass Attempts</b>	32 vs. Chicago Bears, Jan 01, 2012 ...1 more at 32.	<b>Rushing Yards</b>	109 at Detroit Lions, Dec 11, 2011
<b>Pass Completions</b>	20 at Detroit Lions, Jan 02, 2011	<b>Longest Runs</b>	65t at Detroit Lions, Dec 11, 2011
<b>Yards Passing</b>	200 vs. Chicago Bears, Jan 01, 2012	<b>Rushing TDs</b>	1 at Washington Redskins, Dec 24, 2011 ...3 more at 1.
<b>TD Passes</b>	2 at Washington Redskins, Dec 24, 2011	<b>Receptions</b>	3 vs. Carolina Panthers, Oct 13, 2013
<b>Long Passes</b>	46 at Philadelphia Eagles, Dec 28, 2010 ...1 more at 46.	<b>Receiving Yards</b>	24 vs. Carolina Panthers, Oct 13, 2013
<b>Completion Percentage</b>	65.4 at Philadelphia Eagles, Dec 28, 2010	<b>Longest Receptions</b>	16 at Philadelphia Eagles, Nov 10, 2014
<b>Passer Rating</b>	87.8 at Philadelphia Eagles, Dec 28, 2010	<b>All-purpose yards</b>	109 at Detroit Lions, Dec 11, 2011
<b>Rush Attempts</b>	7 at Detroit Lions, Dec 11, 2011	<b>Kickoff Returns</b>	3 at New York Giants, Dec 20, 2015
<b>Rushing Yards</b>	109 at Detroit Lions, Dec 11, 2011	<b>Kickoff Return Yards</b>	64 at New York Giants, Dec 20, 2015
<b>Longest Runs</b>	65t at Detroit Lions, Dec 11, 2011	<b>Longest Kickoff Return</b>	37 vs. Arizona Cardinals, Oct 30, 2016
<b>Rushing TDs</b>	1 at Washington Redskins, Dec 24, 2011 ...3 more at 1.	<b>Special Teams Tackles</b>	2 vs. Denver Broncos, Sep 24, 2017 ...2 more at 2.
<b>Rush Attempts</b>	7 at Detroit Lions, Dec 11, 2011	<b>Most TDs</b>	3 at Washington Redskins, Dec 24, 2011

## SINGLE-GAME HIGHS - POSTSEASON: QUARTERBACK

<b>Pass Attempts</b>	30 at Green Bay Packers, Jan 05, 2013	<b>Rush Attempts</b>	7 at Green Bay Packers, Jan 05, 2013
<b>Pass Completions</b>	11 at Green Bay Packers, Jan 05, 2013	<b>Rushing Yards</b>	68 at Green Bay Packers, Jan 05, 2013
<b>Yards Passing</b>	180 at Green Bay Packers, Jan 05, 2013	<b>Longest Runs</b>	17 at Green Bay Packers, Jan 05, 2013 ...1 more at 17.
<b>TD Passes</b>	1 at Green Bay Packers, Jan 05, 2013	<b>All-purpose yards</b>	68 at Green Bay Packers, Jan 05, 2013
<b>Long Passes</b>	50t at Green Bay Packers, Jan 05, 2013	<b>Kickoff Returns</b>	4 vs. Seattle Seahawks, Jan 17, 2016
<b>Completion Percentage</b>	36.7 at Green Bay Packers, Jan 05, 2013	<b>Kickoff Return Yards</b>	59 vs. Seattle Seahawks, Jan 17, 2016
<b>Passer Rating</b>	54.9 at Green Bay Packers, Jan 05, 2013	<b>Longest Kickoff Return</b>	25 vs. Seattle Seahawks, Jan 17, 2016
<b>Rush Attempts</b>	7 at Green Bay Packers, Jan 05, 2013	<b>Special Teams Tackles</b>	1 vs. Arizona Cardinals, Jan 24, 2016 ...2 more at 1.
<b>Rushing Yards</b>	68 at Green Bay Packers, Jan 05, 2013	<b>Miscellaneous Tackles</b>	1 at Green Bay Packers, Jan 05, 2013
<b>Longest Runs</b>	17 at Green Bay Packers, Jan 05, 2013 ...1 more at 17.	<b>Most TDs</b>	1 at Green Bay Packers, Jan 05, 2013

## SINGLE-GAME HIGHS: RUSHING/RECEIVING

<b>Pass Attempts</b>	32 vs. Chicago Bears, Jan 01, 2012 ...1 more at 32.	<b>Rushing Yards</b>	109 at Detroit Lions, Dec 11, 2011
<b>Pass Completions</b>	20 at Detroit Lions, Jan 02, 2011	<b>Longest Runs</b>	65t at Detroit Lions, Dec 11, 2011
<b>Yards Passing</b>	200 vs. Chicago Bears, Jan 01, 2012	<b>Rushing TDs</b>	1 at Washington Redskins, Dec 24, 2011 ...3 more at 1.
<b>TD Passes</b>	2 at Washington Redskins, Dec 24, 2011	<b>Receptions</b>	3 vs. Carolina Panthers, Oct 13, 2013
<b>Long Passes</b>	46 at Philadelphia Eagles, Dec 28, 2010 ...1 more at 46.	<b>Receiving Yards</b>	24 vs. Carolina Panthers, Oct 13, 2013
<b>Completion Percentage</b>	65.4 at Philadelphia Eagles, Dec 28, 2010	<b>Longest Receptions</b>	16 at Philadelphia Eagles, Nov 10, 2014
<b>Passer Rating</b>	87.8 at Philadelphia Eagles, Dec 28, 2010	<b>All-purpose yards</b>	109 at Detroit Lions, Dec 11, 2011
<b>Rush Attempts</b>	7 at Detroit Lions, Dec 11, 2011	<b>Kickoff Returns</b>	3 at New York Giants, Dec 20, 2015
<b>Rushing Yards</b>	109 at Detroit Lions, Dec 11, 2011	<b>Kickoff Return Yards</b>	64 at New York Giants, Dec 20, 2015
<b>Longest Runs</b>	65t at Detroit Lions, Dec 11, 2011	<b>Longest Kickoff Return</b>	37 vs. Arizona Cardinals, Oct 30, 2016
<b>Rushing TDs</b>	1 at Washington Redskins, Dec 24, 2011 ...3 more at 1.	<b>Special Teams Tackles</b>	2 vs. Denver Broncos, Sep 24, 2017 ...2 more at 2.
<b>Rush Attempts</b>	7 at Detroit Lions, Dec 11, 2011	<b>Most TDs</b>	3 at Washington Redskins, Dec 24, 2011

# TEXANS BIOS

## SINGLE-GAME HIGHS - POSTSEASON: RUSHING/RECEIVING

**Pass Attempts** 30 at Green Bay Packers, Jan 05, 2013  
**Pass Completions** 11 at Green Bay Packers, Jan 05, 2013  
**Yards Passing** 180 at Green Bay Packers, Jan 05, 2013  
**TD Passes** 1 at Green Bay Packers, Jan 05, 2013  
**Long Passes** 50t at Green Bay Packers, Jan 05, 2013  
**Completion Percentage** 36.7 at Green Bay Packers, Jan 05, 2013  
**Passer Rating** 54.9 at Green Bay Packers, Jan 05, 2013  
**Rush Attempts** 7 at Green Bay Packers, Jan 05, 2013  
**Rushing Yards** 68 at Green Bay Packers, Jan 05, 2013  
**Longest Runs** 17 at Green Bay Packers, Jan 05, 2013  
 ...1 more at 17.

**Rush Attempts** 7 at Green Bay Packers, Jan 05, 2013  
**Rushing Yards** 68 at Green Bay Packers, Jan 05, 2013  
**Longest Runs** 17 at Green Bay Packers, Jan 05, 2013  
 ...1 more at 17.  
**All-purpose yards** 68 at Green Bay Packers, Jan 05, 2013  
**Kickoff Returns** 4 vs. Seattle Seahawks, Jan 17, 2016  
**Kickoff Return Yards** 59 vs. Seattle Seahawks, Jan 17, 2016  
**Longest Kickoff Return** 25 vs. Seattle Seahawks, Jan 17, 2016  
**Special Teams Tackles** 1 vs. Arizona Cardinals, Jan 24, 2016  
 ...2 more at 1.  
**Miscellaneous Tackles** 1 at Green Bay Packers, Jan 05, 2013  
**Most TDs** 1 at Green Bay Packers, Jan 05, 2013


## 100-YARD RUSHING GAMES (1): REGULAR SEASON

DATE	TEAM	ATT.	YDS.	AVG.	LG	TD
12/11/11	at Lions	7	109	15.6	65t	1

## 2018 GAME-BY-GAME REGULAR SEASON STATISTICS (TEXANS)

W	DATE	OPPONENT	P/S	PASSING										RUSHING					W/L	SCORE
				ATT	CMP	YDS	PCT	Y/A	Y/C	TD	INT	LG	SK/YD	RATE	ATT	YDS	LG	TD		
01	09/09	at Patriots	P	0	0	0	0.0	0.0	0.0	0	0	0	0/0	0.0	0	0	0	0	L	20-27
02	09/16	at Titans	P	0	0	0	0.0	0.0	0.0	0	0	0	0/0	0.0	0	0	0	0	L	17-20
2018 TOTALS				2-0	0	0	0	0.0	0.0	0	0	0	0/0	0.0	0	0	0	0	0-2	





# KAYVON WEBSTER

CORNERBACK

5-11 | 193 | SOUTH FLORIDA

HOMETOWN: OPA-LOCKA, FLA. | AGE: 27

6TH NFL SEASON | 6TH WITH TEXANS | ACQUIRED: FA-'18

CAREER GP/GS (POST): 65/13 (7/0)

TEAMS: DEN 2013-16; LAR 2017; HOU 2018



36

**TRANSACTIONS:** Selected by the Denver Broncos with the 28th pick in the third round (90th overall) of the 2013 NFL Draft...Signed by the Los Angeles Rams as an unrestricted free agent on March 14, 2017...Waived by the Rams on April 6, 2018...Signed by the Houston Texans on Aug. 27, 2018.

## 2018 (Houston 0/0):

- ✦ Inactive Weeks 1-2

## 2017 (Los Angeles Rams 11/11):

- ✦ Started 11 games at cornerback before being placed on the Reserve/Injured list on Dec. 12, 2017
- ✦ Matched a career high with 38 total tackles (34 solo), one interception and seven passes defended
- ✦ Tallied a season-high six solo tackles at Dallas (10/1) in Week 4 and again at Jacksonville (10/15) in Week 6
- ✦ Intercepted Eagles QB Carson Wentz to set up a RB Todd Gurley II two-yard touchdown run against Philadelphia (12/10) in Week 14

## 2016 (Denver 13/0):

- ✦ Elected special teams captain by teammates prior to the season
- ✦ Appeared primarily on special teams, amassing four special teams total tackles
- ✦ Tallied four total tackles (three solo) on defense and added one tackle for loss and one pass defended

## 2015 (Denver 15/0, 3/0):

- ✦ Appeared in all three postseason contests and led the Broncos special teams units en route to victory in Super Bowl 50
- ✦ Tied for the team lead with nine special teams total tackles during the regular season
- ✦ Recorded two total tackles and one pass defended vs. New England in the AFC Championship Game (1/24/16)

## 2014 (Denver 12/0, 1/0):

- ✦ Tallied 19 total tackles (18 solo) and two passes defended in 12 games
- ✦ Notched four special teams tackles

## 2013 (Denver 14/2, 3/0):

- ✦ Compiled 38 total tackles (34 solo), nine passes defended, one interception, one tackle for loss and one forced fumble in 14 regular season games as a rookie
- ✦ Appeared in all three postseason contests for the Broncos, including Super Bowl XLVIII
- ✦ Made first career start vs. Dallas (10/6) and forced a Cowboys WR Dez Bryant fumble, which led to a Broncos touchdown
- ✦ Intercepted Jaguars QB Chad Henne and recorded one pass defended and one tackle for loss vs. Jacksonville (10/13) in Week 6
- ✦ Tallied three special teams tackles on the season

## COLLEGE:

- ✦ Played four seasons (2009-12) at the University of South Florida in Tampa, Fla.
- ✦ Appeared in 49 career games, starting 32 games at cornerback for the Bulls
- ✦ Recorded 190 total tackles (136 solo), 15 pass breakups, 8.5 tackles for loss, four forced fumbles, three interceptions, 2.0 sacks and two fumble recoveries
- ✦ Led the team with 82 total tackles, 2.0 sacks, four tackles for loss, six pass breakups and three forced fumbles as a senior in 2012
- ✦ Earned second-team All-Big East honors as a junior after posting 49 total tackles, seven pass breakups, two interceptions, one forced fumble and one fumble recovery
- ✦ Recorded 29 total tackles and one tackle for loss in 13 games with four starts at cornerback as a sophomore in 2010
- ✦ Played in 13 games with six starts as a true freshman, tallying 30 total tackles, 2.5 tackles for loss, two pass breakups, one interception and one fumble recovery
- ✦ Graduated with a degree in health science

## PERSONAL:

- ✦ Attended Miami Monsignor Pace High School in Miami Gardens, Fla.
- ✦ Earned first-team All-Dade County honors twice
- ✦ Named the *Miami Herald's* Miami-Dade Defensive Player of Year as a senior in 2008
- ✦ Caught 30 passes for 500 yards and eight touchdowns as a junior wide receiver, adding 65 total tackles, 4.0 sacks, seven forced fumbles and 10 fumble recoveries as a defensive back
- ✦ Carried a 3.0 GPA throughout high school

# TEXANS BIOS

## KAYVON WEBSTER - NFL REGULAR SEASON STATISTICS

DATE	TEAM	GP	GS	TACKLES							QBH	INTERCEPTIONS					FUMBLES			ST					MISC	
				TK	S	A	TFL	YDS	SK	YDS		NO	YDS	LG	TD	PD	FF	FR	YDS	TK	S	A	FF	FR	S	A
2013	Broncos	14	2	38	34	4	1	1	0.0	0.0	0	1	10	10	0	9	1	0	0	3	3	0	0	0	0	0
2014	Broncos	12	0	19	18	1	0	0	0.0	0.0	0	0	0	0	0	2	0	0	0	4	4	0	0	0	0	0
2015	Broncos	15	0	2	2	0	0	0	0.0	0.0	0	0	0	0	0	2	0	0	0	9	8	1	0	0	0	0
2016	Broncos	13	0	4	3	1	1	0	0.0	0.0	0	0	0	0	0	1	0	0	0	4	4	0	0	0	0	0
2017	Rams	11	11	38	34	4	0	0	0.0	0.0	0	1	0	0	0	7	0	0	0	0	0	0	0	0	0	0
2018	Texans	0	0	0	0	0	0	0	0.0	0.0	0	0	0	0	0	0	0	0	0	0	0	0	0	0	0	0
NFL TOTALS		65	13	101	91	10	2	1	0.0	0.0	0	2	10	10	0	21	1	0	0	20	19	1	0	0	0	0

## KAYVON WEBSTER - NFL POSTSEASON STATISTICS

DATE	TEAM	GP	GS	TACKLES							QBH	INTERCEPTIONS					FUMBLES			ST					MISC	
				TK	S	A	TFL	YDS	SK	YDS		NO	YDS	LG	TD	PD	FF	FR	YDS	TK	S	A	FF	FR	S	A
2013	Broncos	3	0	0	0	0	0	0	0.0	0.0	0	0	0	0	0	0	0	0	0	0	0	0	0	0	0	0
2014	Broncos	1	0	0	0	0	0	0	0.0	0.0	0	0	0	0	0	0	0	0	0	0	0	0	0	0	0	0
2015	Broncos	3	0	2	2	0	0	0	0.0	0.0	0	0	0	0	0	1	0	0	0	2	2	0	0	0	0	0
NFL TOTALS		7	0	2	2	0	0	0	0.0	0.0	0	0	0	0	0	1	0	0	0	2	2	0	0	0	0	0

## SINGLE-GAME HIGHS: DEFENSIVE

**Total Tackles** 6 at Jacksonville Jaguars, Oct 15, 2017

...1 more at 6.

**Passes Defensed** 2 vs. New Orleans Saints, Nov 26, 2017

...1 more at 2.

**Forced Fumbles** 1 at Dallas Cowboys, Oct 06, 2013

**Tackles For Loss** 1 vs. Los Angeles Chargers, Oct 30, 2016

...1 more at 1.

**Interceptions**

1 vs. Philadelphia Eagles, Dec 10, 2017

...1 more at 1.

**Interception Return Yards**

10 vs. Jacksonville Jaguars, Oct 13, 2013

**Special Teams Tackles**

2 at Indianapolis Colts, Nov 08, 2015

...1 more at 2.

## SINGLE-GAME HIGHS - POSTSEASON: DEFENSIVE

**Total Tackles** 2 vs. New England Patriots, Jan 24, 2016

**Passes Defensed** 1 vs. New England Patriots, Jan 24, 2016

**Special Teams Tackles**

1 vs. Carolina Panthers, Feb 07, 2016

...1 more at 1.

## 2018 GAME-BY-GAME REGULAR SEASON STATISTICS (TEXANS)

			TACKLES							INTERCEPTIONS					FUMBLES			ST					MISC				
W	DATE	OPPONENT	TK	S	A	SK	YDS	TFL	YDS	QBH	NO	YDS	LG	TD	PD	FF	FR	YDS	TK	S	A	FF	FR	S	A	W/L	SCORE
01	09/09	at Patriots												INACTIVE											L	20-27	
02	09/16	at Titans												INACTIVE											L	17-20	
2018 TOTALS			0	0	0	0.0	0.0	0	0	0	0	0	0	0	0	0	0	0	0	0	0	0	0	0	0	0-2	



# BRANDON WEEDEN

QUARTERBACK

6-3 | 227 | OKLAHOMA STATE

HOMETOWN: OKLAHOMA CITY, OKLA. | AGE: 34

7TH NFL SEASON | 3RD WITH TEXANS | ACQUIRED: UFA-'18 (TEN)

CAREER GP/GS: 34/25

TEAMS: CLE 2012-13; DAL 2014-15; HOU 2015-18; TEN 2017



3

**TRANSACTIONS:** Selected by the Cleveland Browns with the 22nd pick in the first round (22nd overall) of the 2012 NFL Draft...Waived by the Browns on March 12, 2014...Signed by the Dallas Cowboys on March 17, 2014...Waived by the Cowboys on Nov. 17, 2015...Claimed off waivers by the Houston Texans on Nov. 18, 2015...Re-signed with the Texans on April 1, 2016...Waived by the Texans on Sept. 2, 2017...Signed by the Tennessee Titans on Oct. 3, 2017...Signed by the Texans as an unrestricted free agent on March 29, 2018.

## CAREER:

- Started 20-of-23 games in Cleveland (2012-2013)
- As a rookie with the Browns, started 15 games and throwing for 3,385 yards, a Browns rookie record, and 14 touchdowns while completing 57.4 percent of his passes
- Played in five games with one start for the Cowboys in 2014 and went 24-of-41 for 303 yards with three touchdowns and two interceptions
- Claimed off waivers by the Texans in November 2015 after playing in four games (three starts) with Dallas

### 2018 (Houston 0/0):

- Active, but did not play in Weeks 1-2

### 2017 (Tennessee 0/0):

- Was active but did not play in Weeks 6 and 7
- Inactive Weeks 9-17 and both postseason games

### 2016 (Houston 0/0):

- Inactive for Weeks 1-12, Weeks 15-17 and the AFC Divisional round at New England (1/14/17)
- Active but did not play in Week 13 at Green Bay (12/4), Week 14 at Indianapolis (12/11) or the AFC Wild Card round vs. Oakland (1/7/17)

### 2015 (Dallas 4/3; Houston 2/1):

- Started in Weeks 3-5 for the Dallas Cowboys after QB Tony Romo was placed on IR-Designated to Return
- Entered the game in Week 2 at Philadelphia (9/20) and completed 7-of-7 passes for 73 yards, and a touchdown (149.7 rating)
- Started in Week 3 against Atlanta (9/27) and completed 22-of-26 passes for 232 yards and an interception (87.8 rating)
- Started in Week 4 at New Orleans (10/4) and went 16-for-26 for 246 yards and a touchdown (105.6 rating)
- Started in Week 5 against New England (10/11) and went 26-for-39 for 187 yards and an interception (66.9 rating)

- Claimed off waivers by the Texans on Nov. 19
- Did not play in Week 11 vs. N.Y. Jets (11/22)
- Inactive in Weeks 12-14
- Completed 11-of-18 passes for 105 yards, one touchdown and a 95.8 passer rating at Indianapolis (12/20)
- Entered the game after QB T.J. Yates exited due to injury in the second quarter at Indianapolis (12/20) and completed 4-of-5 passes for 36 yards on the ensuing drive, which led to a field goal at the end of the first half
- Threw an eight-yard touchdown pass to WR Jaelen Strong in the fourth quarter at Indianapolis (12/20), his first with the Texans, third of the season and 29th of his career. On the 10-play, 90-yard drive, went 4-of-6 for 54 yards and the score
- Became the first player in franchise history with two passing touchdowns and one rushing touchdown in a game at Tennessee (12/27)
- Completed 15-of-24 passes for 200 yards, two touchdowns, no interceptions and a 116.7 passer rating at Tennessee (12/27), which was the highest passer rating he'd recorded in a game in which he started
- Scored his first career rushing touchdown on a seven-yard run in the second quarter at Tennessee (12/27)
- Completed a 44-yard pass to WR DeAndre Hopkins in the second quarter at Tennessee (12/27), his longest completion with the Texans
- Did not play in Week 17 vs. Jacksonville (1/3/16) and in Wild Card Game vs. Kansas City (1/9/16)

### 2014 (Dallas 5/1):

- Played in five games with one start and completed 24-of-41 passes for 303 yards with three touchdowns and two interceptions
- Made his Cowboys debut in place of Romo in the third and fourth quarters of the overtime loss vs. Washington (10/27) and completed 4-of-6 passes for 69 yards and a touchdown
- Started against Arizona (11/2) and completed 18-of-33 (54.5%) passes for 183 yards with one touchdown and two interceptions
- Stepped in for Romo in the fourth quarter when the game was in check at Jacksonville (11/9) in London and completed his lone pass (eight yards)
- Entered the game late in the fourth quarter of the NFC East-clinching win vs. Indianapolis (12/21) to complete his only attempt for a 43-yard touchdown
- Played one snap in the fourth quarter of the season-ending win at Washington (12/28)



## 2013 (Cleveland 6/5):

- Started five of the eight games he played in, completing 141-of-267 passes for 1,731 yards with nine touchdowns and nine interceptions
- Threw a career-high 53 passes against Miami (9/8)
- Completed a season-high 26 passes on his way to 292 yards and two touchdowns against Detroit (10/13)
- Threw a career-high three passes of 25-plus yards, including a career-long 95-yard touchdown pass to WR Josh Gordon, on his way to a career-best 370 passing yards and three touchdowns against Jacksonville (12/1)

## 2012 (Cleveland 15/15):

- Started and played in 15 games, completing 297-of-517 passes for 3,385 yards with 14 touchdowns and 17 interceptions
- Added 27 runs for 111 yards, the third-highest total on the team
- His 3,385 passing yards were a Browns rookie record, the seventh-highest figure ever by an NFL rookie and the 10th most by any Browns quarterback
- Finished second among NFL rookies in passing yards (3,385), passing first downs (168) and completions of 20-plus yards (48)
- Threw his first career touchdown pass on a 32-yard screen to RB Trent Richardson and recorded his first career 300-yard passing game (322) while completing a career-high 70.3 percent of his passes at Cincinnati (9/16)
- Completed a career-high 27 passes at home against Buffalo (9/23)
- Attempted a season-high 52 passes and threw for 320 yards with a career-high 17 first downs at Baltimore (9/27)
- Recorded his first win and threw two touchdown passes vs. Cincinnati (10/14)
- Completed 69.4 percent of his passes and compiled 364 passing yards in a win at Oakland (12/2)

## COLLEGE:

- Played four seasons (2008-11) at Oklahoma State University in Stillwater, Okla. after redshirting the 2007 campaign

- Started the final 26 games of his 30-game career with the Cowboys
- Completed 767-of-1,103 career passes for 9,260 yards and 75 touchdowns, both of which are Oklahoma State records
- As a senior, finished second in the nation with a school single-season record 4,727 passing yards, while completing 409-of-565 passes and throwing for a single-season record 37 touchdowns
- Broke school records in total attempts, completions, yardage, and touchdowns
- Established a school record with 502 yards passing against Kansas State
- As a junior, completed 342-of-511 passes for 4,277 yards with 34 touchdowns
- Appeared in three games as a sophomore, completing 15-of-24 passes for 248 yards with four touchdowns
- Saw action in one game in 2008 after redshirting as a freshman

## PERSONAL:

- As a pitcher, was the first player chosen by the New York Yankees (second round, 71st overall) in the 2002 MLB Draft
- Traded to the Los Angeles Dodgers after the 2003 season then selected in the Rule 5 Draft by the Kansas City Royals
- Played his last season of professional baseball in 2006 with the Class-A High Desert Mavericks of the California League
- Started at quarterback for Edmond (Okla.) Santa Fe High School, where he led the team to a victory in the state semifinals and was named team MVP and offensive player of the year
- Threw for the second-most yards in the state of Oklahoma as senior (2001), totaling 2,863 yards with 25 scores
- An all-state selection in football, baseball and as a forward in basketball
- Participated in various community outreach programs while with Cleveland and Dallas, including the 2014-15 Draft Day/Fan Appreciation Party, the 2014 NFL Play 60 clinic in London, Annual Team Holiday Hospital Visits, the Make-A-Wish Foundation of North Texas, the Salvation Army Angel Tree Christmas Program and more

## BRANDON WEEDEN - NFL REGULAR SEASON PASSING/RUSHING STATISTICS

			PASSING												RUSHING				
DATE TEAM		GP	GS	ATT.	CMP.	PCT.	YDS	AVG.	TD	INT.	LG	SK	LST	RATE	NO.	YDS.	AVG.	LG	TD
2012	Browns	15	15	517	297	57.4	3,385	6.5	14	17	71t	28	186	72.6	27	111	4.1	25	0
2013	Browns	8	5	267	141	52.8	1,731	6.5	9	9	95t	27	180	70.3	12	44	3.7	11	0
2014	Cowboys	5	1	41	24	58.5	303	7.4	3	2	43t	1	9	85.7	6	-1	-0.2	1	0
2015	Cowboys	4	3	98	71	72.4	738	7.5	2	2	67	8	62	92.1	9	30	3.3	11	0
2015	Texans	2	1	42	26	61.9	305	7.3	3	0	44	2	15	107.7	7	17	2.4	7t	1
2016	Texans	0	0	0	0	0.0	0	0.0	0	0	0	0	0	0.0	0	0	0.0	0	0
2017	Texans	0	0	0	0	0.0	0	0.0	0	0	0	0	0	0.0	0	0	0.0	0	0
2017	Titans	0	0	0	0	0.0	0	0.0	0	0	0	0	0	0.0	0	0	0.0	0	0
2018	Texans	0	0	0	0	0.0	0	0.0	0	0	0	0	0	0.0	0	0	0.0	0	0
TOTALS		34	25	965	559	57.9	6,462	6.7	31	30	95t	66	452	76.0	61	201	3.3	25	1



# TEXANS BIOS

## SINGLE-GAME HIGHS: QUARTERBACK

<b>Pass Attempts</b>	53 vs. Miami Dolphins, Sep 08, 2013	<b>Passer Rating</b>	116.7 at Tennessee Titans, Dec 27, 2015
<b>Pass Completions</b>	27 vs. Buffalo Bills, Sep 23, 2012	<b>Rush Attempts</b>	5 at Indianapolis Colts, Dec 20, 2015
<b>Yards Passing</b>	370 vs. Jacksonville Jaguars, Dec 01, 2013		...1 more at 5.
<b>TD Passes</b>	3 vs. Jacksonville Jaguars, Dec 01, 2013	<b>Rushing Yards</b>	25 vs. Philadelphia Eagles, Sep 09, 2012
<b>Long Passes</b>	95t vs. Jacksonville Jaguars, Dec 01, 2013	<b>Longest Runs</b>	25 vs. Philadelphia Eagles, Sep 09, 2012
<b>Completion Percentage</b>	84.6 vs. Atlanta Falcons, Sep 27, 2015	<b>Rushing TDs</b>	1 at Tennessee Titans, Dec 27, 2015

## 2018 GAME-BY-GAME REGULAR SEASON STATISTICS (TEXANS)

W	DATE	OPPONENT	P/S	PASSING										RUSHING				W/L	SCORE
				ATT	CMP	YDS	PCT	Y/A	Y/C	TD	INT	LG	SK/YD	RATE	ATT	YDS	LG	TD	
01	09/09	at Patriots																	L 20-27
02	09/16	at Titans																	L 17-20
2018 TOTALS				0-0	0	0	0	0.0	0.0	0	0	0	0/0	0.0	0	0	0	0	0-2



# JON WEEKS

LONG SNAPPER

5-10 | 242 | BAYLOR

HOMETOWN: BETHPAGE, N.Y. | AGE: 32

9TH NFL SEASON | 9TH WITH TEXANS | ACQUIRED: FA-'10

2018 GP/GS: 2/0 | CAREER GP/GS (POST): 130/0 (7/0)

TEAMS: HOU 2010-18



46

**TRANSACTIONS:** Signed by the Houston Texans as a college free agent on April 28, 2010...Re-signed with the Texans on March. 5, 2012...Signed a contract extension with the Texans on Sept. 7, 2015.

## CAREER:

- ✦ Named to the 2015 Pro Bowl
- ✦ Signed by the Texans during the 2010 offseason and made the roster out of training camp
- ✦ Has handled 1,229 extra point, field goal and punt snaps and has contributed with 23 special teams tackles
- ✦ Ranks third in Texans history with 130 career games played
- ✦ Owns a streak of 130 consecutive regular season games played, the longest streak in Texans history
- ✦ One of three players (CB Johnathan Joseph and CB Kareem Jackson) to play in every postseason game in Texans history
- ✦ Played in every game since 2010

## 2018 (Houston 2/0):

- ✦ Set a new Texans franchise record by playing in his 129th consecutive game (2010-18), passing K Kris Brown (123 straight games from 2002-09). Weeks has snapped on every field goal attempt, extra point attempt and punt for Houston since he signed as a free agent in 2010
- ✦ Handled four punts, two extra points and two field goals at Tennessee (9/16)

## 2017 (Houston 16/0):

- ✦ Served as long snapper on extra points, field goals and punts in all 16 regular season games
- ✦ Notched a special teams tackle at Cincinnati (9/14)
- ✦ Played in his 115th straight game at New England (9/24), passing Chester Pitts for the second-longest streak in Texans history
- ✦ Handled seven extra points, three field goals and two punts vs. Tennessee (10/1)
- ✦ Handled five punts, five extra points and one field goal at Seattle (10/29)
- ✦ Recorded his second special teams tackle of the season vs. Indianapolis (11/5)
- ✦ Handled three field goal attempts, one extra point attempt and four punts at Baltimore (11/27)
- ✦ Notched two special teams tackles vs. Pittsburgh (12/25)

## 2016 (Houston 16/0, 2/0):

- ✦ Served as long snapper on extra points, field goals and punts in all 16 regular season games and both postseason contests

- ✦ Helped K Nick Novak set the franchise single-season record with 35 made field goals
- ✦ Played in the 100th regular season game of his career vs. Tennessee (10/2) in Week 4
- ✦ Logged special teams tackles at New England (9/22) in Week 3 and vs. Tennessee (10/2) in Week 4

## 2015 (Houston 16/0, 1/0):

- ✦ Named to his first Pro Bowl
- ✦ Served as long snapper on extra points, field goal and punts in all 16 games
- ✦ Notched a career-high eight special teams tackles
- ✦ Recovered a fumble on a punt return by Titans WR Harry Douglas in the first quarter at Tennessee (12/27). RB Alfred Blue forced the fumble on the play, which led to a 22-yard field goal by K Nick Novak
- ✦ Served as the long snapper in Wild Card Game vs. Kansas City (1/9/16), his fifth career postseason game

## 2014 (Houston 16/0):

- ✦ Served as long snapper on extra points, field goal and punts in all 16 games
- ✦ Made a special teams tackle at N.Y. Giants (9/21)
- ✦ Recorded a special teams tackle at Dallas (10/5) in Week 5

## 2013 (Houston 16/0):

- ✦ Saw action on special teams in all 16 games and made a career-high six special teams tackles

## 2012 (Houston 16/0, 2/0):

- ✦ Served as long snapper on extra points, field goal and punts in all 16 games plus both playoff games
- ✦ Helped K Shayne Graham set the team scoring record with 138 points
- ✦ Helped P Donnie Jones set the team punting record with a net average of 40.5 yards
- ✦ Recorded a special teams tackle at Denver (9/30)

## 2011 (Houston 16/0, 2/0):

- ✦ Served as long snapper on extra points, field goal and punts for all 16 games of the season
- ✦ Helped K Neil Rackers set then-team records for field goals made (32) and points in a season (135)
- ✦ Made his postseason debut and saw action on special teams in AFC Wild Card Playoff vs. Cincinnati (1/7/12)

## TEXANS BIOS

### 2010 (Houston 16/0):

- Served as long snapper on extra points, field goal and punts in all 16 contests
- Efforts helped K Neil Rackers convert 27-of-30 field goal attempts and 43-of-43 extra point opportunities
- Made his professional debut long snapping in the season opener vs. Indianapolis (9/12)
- Snapped on punt and field goal attempts at Washington (9/19) including Rackers' game-winning 35-yard field goal
- Contributed to Rackers hitting all three field goal attempts including a career long of 57 yards at Denver (12/26)

### COLLEGE:

- Played four seasons (2004-07) at Baylor University in Waco, Texas
- Originally attended Baylor as an invited walk-on
- Earned a scholarship after his freshman season
- Was discovered at a special teams camp by the Baylor special

teams coach

- Snapped for two-time Ray Guy Award winner Daniel Sepulveda
- Handled the long-snapping chores for Baylor from 2004-07 and earned four varsity letters

### PERSONAL:

- Was in training to be an EMT when called by the Texans for a tryout
- An all-region offensive and defensive lineman for Mountain Ridge High School in Glendale, Ariz.
- Two-way player of the year selection
- Friday Night Fever Defensive Line Player of the Year
- Received the Curley Culp Award as Arizona's best defensive lineman
- Mountain Ridge recorded four straight winning records during his prep career and captured regional titles in both 2000 and 2002
- Mountain Lions went 24-2 during Weeks' last two seasons, which included a 14-1 mark and a state semifinal appearance as a junior in 2002

### JON WEEKS - NFL REGULAR SEASON STATISTICS

DATE	TEAM	GP
2010	Texans	16
2011	Texans	16
2012	Texans	16
2013	Texans	16
2014	Texans	16
2015	Texans	16
2016	Texans	16
2017	Texans	16
2018	Texans	2
NFL TOTALS		130

### JON WEEKS - NFL POSTSEASON STATISTICS

DATE	TEAM	GP
2011	Texans	2
2012	Texans	2
2015	Texans	1
2016	Texans	2
NFL TOTALS		7

### 2018 GAME-BY-GAME REGULAR SEASON STATISTICS (TEXANS)

W	DATE	OPPONENT		W/L	SCORE
01	09/09	at Patriots	P	L	20-27
02	09/16	at Titans	P	L	17-20
2018 TOTALS		2		0-2	



# SHAREECE WRIGHT

CORNERBACK

5-11 | 184 | SOUTHERN CALIFORNIA

HOMETOWN: COLTON, CALIF. | AGE: 31

8TH NFL SEASON | 1ST WITH TEXANS | ACQUIRED: FA-'18

2018 GP/GS: 1/0 | CAREER GP/GS (POST): 80/48 (2/2)

TEAMS: LAC 2011-14; BAL 2015-16; SF 2015; BUF 2017; HOU 2018; OAK 2018



43

**TRANSACTIONS:** Selected by the San Diego Chargers with the 25th pick in the third round (89th overall) of the 2011 NFL Draft...Signed by the San Francisco 49ers as an unrestricted free agent on March 14, 2015...Released by the 49ers on Oct. 10, 2015...Signed by the Baltimore Ravens on Oct. 13, 2015...Released by the Ravens on March 7, 2017...Signed by the Buffalo Bills on May 1, 2017...Signed by the Oakland Raiders as an unrestricted free agent on March 19, 2018...Released by the Raiders on Sept. 1, 2018...Signed by the Houston Texans on Sept. 12, 2018.

## 2018 (Houston 1/0):

- Contributed on special teams during his Texans debut at Tennessee (9/16)

## 2017 (Buffalo 12/5):

- Appeared in 12 games with five starts in his lone season in Buffalo
- Tallied 42 total tackles (seven solo), five passes defended, one interception, one tackle for loss, one forced fumble and two fumble recoveries
- Intercepted Dolphins QB Jay Cutler and returned the ball a career-long 46 yards to set up a Bills score vs. Miami (12/17)
- Matched a career high with 11 total tackles (eight solo) and added two passes defended at Cincinnati (10/8)

## 2016 (Baltimore 12/9):

- Recorded 50 total tackles (42 solo), six passes defended, one fumble recovery and a career-high four tackles for loss in 12 games with nine starts
- Notched a career-high 11 solo tackles and three tackles for loss vs. Buffalo (9/11) in Week 1
- Amassed seven total tackles (six solo) and two passes defended at Dallas (11/20)

## 2015 (Baltimore 11/7):

- Played in 11 games with seven starts in his first season as a Raven
- Tallied 40 total tackles (34 solo), five passes defended and a tackle for loss
- Registered five solo stops, one tackle for loss and two passes defended at Cleveland (11/30)

## 2014 (San Diego 14/14):

- Set career highs for games played and games started
- Registered a career-high 58 total tackles (52 solo) and matched a career high with nine passes defended

- Compiled seven total tackles (five solo), one tackle for loss and one pass defended vs. Seattle (9/14)

## 2013 (San Diego 13/13, 2/2):

- Notched 55 total tackles (53 solo), nine passes defended, one interception and one tackle for loss
- Intercepted Giants QB Eli Manning and returned the ball 41 yards vs. New York (12/8)
- Tallied six solo tackles, one tackle for loss and two passes defended at Kansas City (11/24)
- Recorded five total tackles (three solo) and intercepted Bengals QB Andy Dalton in the Wild Card Playoff at Cincinnati (1/5/14)
- Registered four solo stops and three passes defended at Denver in the Divisional Playoff Round (1/12/14)

## 2012 (San Diego 10/0):

- Logged 10 solo tackles, two passes defended, one tackle for loss and one forced fumble in 10 games
- Contributed on special teams, logging seven total special teams tackles
- Notched four solo tackles and two special teams tackles at Denver (11/27)

## 2011 (San Diego 7/0):

- Appeared in seven games as a rookie contributing mostly on special teams
- Totaled four special teams tackles on the season

## COLLEGE:

- Played four seasons (2006-07; 2009-10) at the University of Southern California in Los Angeles, Calif after redshirting the 2008 season due to injury
- Recorded 127 total tackles, 3.5 sacks, one interception, 13 passes defended, one forced fumble and four fumble recoveries in 35 career games
- Recorded a career-high 73 total tackles and 13 passes defended, as well as 2.5 sacks as a redshirt senior in 2010

## PERSONAL:

- Attended Colton (Calif.) High School
- Earned All-America, All-CIF and All-Citrus Belt honors at both defensive back and running back as a senior in 2005
- Scored 34 touchdowns and recorded 170 total tackles, 4.0 sacks and three interceptions over his final two seasons at Colton H.S.
- Played basketball for the Yellow Jackets
- Majored in sociology



# TEXANS BIOS

## SHAREECE WRIGHT - NFL REGULAR SEASON STATISTICS

		TACKLES										INTERCEPTIONS						FUMBLES				ST						MISC		
DATE	TEAM	GP	GS	TK	S	A	TFL	YDS	SK	YDS	QBH	NO	YDS	LG	TD	PD	FF	FR	YDS	TK	S	A	FF	FR	S	A				
2011	Chargers	7	0	0	0	0	0	0	0.0	0.0	0	0	0	0	0	0	0	0	0	0	4	4	0	0	0	0	0			
2012	Chargers	10	0	10	10	0	1	0	0.0	0.0	0	0	0	0	0	2	1	0	0	0	7	7	0	0	0	0	0			
2013	Chargers	13	13	55	53	2	1	1	0.0	0.0	0	1	41	41	0	9	0	0	0	0	1	1	0	0	0	0	0			
2014	Chargers	14	14	58	52	6	2	7	0.0	0.0	0	0	0	0	0	9	0	0	0	0	2	2	0	0	0	0	0			
2015	49ers	0	0	0	0	0	0	0	0.0	0.0	0	0	0	0	0	0	0	0	0	0	0	0	0	0	0	0	0			
2015	Ravens	11	7	40	34	6	1	9	0.0	0.0	0	0	0	0	0	5	0	0	0	0	0	0	0	0	0	0	0			
2016	Ravens	12	9	50	42	8	4	13	0.0	0.0	0	0	0	0	0	6	0	0	0	0	2	2	0	0	1	0	0			
2017	Bills	12	5	42	35	7	1	2	0.0	0.0	0	1	54	54	0	5	1	1	0	0	2	2	0	0	1	0	0			
2018	Raiders	0	0	0	0	0	0	0	0.0	0.0	0	0	0	0	0	0	0	0	0	0	0	0	0	0	0	0	0			
2018	Texans	1	0	0	0	0	0	0	0.0	0.0	0	0	0	0	0	0	0	0	0	0	0	0	0	0	0	0	0			
NFL TOTALS		80	48	255	226	29	10	32	0.0	0.0	0	2	95	54	0	36	2	1	0	18	18	0	0	2	0	0	0			

## SHAREECE WRIGHT - NFL POSTSEASON STATISTICS

		TACKLES										INTERCEPTIONS						FUMBLES			ST						MISC	
DATE	TEAM	GP	GS	TK	S	A	TFL	YDS	SK	YDS	QBH	NO	YDS	LG	TD	PD	FF	FR	YDS	TK	S	A	FF	FR	S	A		
2013	Chargers	2	2	9	7	2	0	0	0.0	0.0	1	1	30	30	0	4	0	0	0	0	0	0	0	0	0	0		
2017	Bills	0	0	0	0	0	0	0	0.0	0.0	0	0	0	0	0	0	0	0	0	0	0	0	0	0	0	0		
NFL TOTALS		2	2	9	7	2	0	0	0.0	0.0	1	1	30	30	0	4	0	0	0	0	0	0	0	0	0	0		

## SINGLE-GAME HIGHS: DEFENSIVE

<b>Total Tackles</b>	11 at Cincinnati Bengals, Oct 08, 2017 ...1 more at 11.	<b>Interceptions</b>	1 vs. Miami Dolphins, Dec 17, 2017 ...1 more at 1.
<b>Passes Defensed</b>	3 vs. New York Giants, Dec 08, 2013	<b>Interception Return Yards</b>	54 vs. Miami Dolphins, Dec 17, 2017
<b>Forced Fumbles</b>	1 vs. Tampa Bay Buccaneers, Oct 22, 2017 ...1 more at 1.	<b>Special Teams Tackles</b>	3 vs. Baltimore Ravens, Nov 25, 2012 ...1 more at 3.
<b>Fumble Recoveries</b>	1 vs. Miami Dolphins, Dec 17, 2017	<b>Special Teams Fumble Recoveries</b>	1 at Carolina Panthers, Sep 17, 2017 ...1 more at 1.
<b>Tackles For Loss</b>	3 vs. Buffalo Bills, Sep 11, 2016		

## SINGLE-GAME HIGHS - POSTSEASON: DEFENSIVE

<b>Total Tackles</b>	5 at Cincinnati Bengals, Jan 05, 2014	<b>Interceptions</b>	1 at Cincinnati Bengals, Jan 05, 2014
<b>Passes Defensed</b>	3 at Denver Broncos, Jan 12, 2014	<b>Interception Return Yards</b>	30 at Cincinnati Bengals, Jan 05, 2014

## 2018 GAME-BY-GAME REGULAR SEASON STATISTICS (RAIDERS/TEXANS)

W DATE OPPONENT	TK	S	A	SK	YDS	TFL	YDS	QBH	NO	YDS	LG	TD	PD	FF	FR	YDS	TK	S	A	FF	FR	S	A	W/L	SCORE
01 09/10 RAMS																								L	13-33
02 09/16 at Titans	P	0	0	0	0.0	0.0	0	0	0	0	0	0	0	0	0	0	0	0	0	0	0	0	0	L	17-20
<b>2018 TOTALS</b>	<b>1-0</b>	<b>0</b>	<b>0</b>	<b>0</b>	<b>0.0</b>	<b>0.0</b>	<b>0</b>	<b>0</b>	<b>0</b>	<b>0</b>	<b>0</b>	<b>0</b>	<b>0</b>	<b>0</b>	<b>0</b>	<b>0</b>	<b>0</b>	<b>0</b>	<b>0</b>	<b>0</b>	<b>0</b>	<b>0</b>	<b>0</b>	<b>0-2</b>	

# PRACTICE SQUAD BIOS



## DAVIN BELLAMY

OUTSIDE LINEBACKER

6-5 | 259 | GEORGIA

HOMETOWN: CHAMBLEE, GA. | AGE: 23

ROOKIE | 1ST WITH TEXANS | ACQUIRED: CFA-'18

CAREER GP/GS: 0/0

TEAMS: HOU 2018



48

**TRANSACTIONS:** Signed by the Houston Texans as a college free agent on May 11, 2018...Waived by the Texans on Sept. 1, 2018...Signed to the Texans practice squad on Sept. 2, 2018.

### CAREER AT GEORGIA:

- Played four seasons (2014-17) at the University of Georgia in Athens, Ga. after redshirting the 2013 campaign
- Compiled 135 total tackles (55 solo), five forced fumbles, two fumble recoveries and 13.0 sacks in 48 career games (27 starts)
- Recorded a sack in the 2018 College Football Playoff National Championship Game against Alabama

### 2017 (Georgia):

- Played in all 15 games, starting in 14
- Recorded 34 total tackles, including 7.5 tackles for loss and 5.0 sacks
- Ranked third on the team with 14 quarterback pressures
- One of his three stops vs. Alabama in the College Football Playoff Championship Game was a sack for a 14-yard loss
- Lone tackle vs. Auburn in SEC Championship Game resulted in a sack and forced the first of two Auburn fumbles
- Collected two solo tackles in the Rose Bowl
- At Notre Dame, collected six tackles, (two solo), 1.5 tackles for loss, 1.0 sack for a loss of nine yards, three quarterback hurries and forced a fumble that halted the Irish's final possession
- Named to the Senior Bowl Watch List and Butkus Award Watch List
- Recipient of the William K. Holmes Scholarship

### 2016 (Georgia):

- Compiled 51 total tackles with 17 quarterback pressures and a team-leading 5.0 sacks in 13 games (11 starts)
- Notched a career-best eight total tackles twice: vs. Vanderbilt and Georgia Tech

- Recorded four total tackles and 1.5 sacks at South Carolina (10/9)
- Recipient of the William K. Holmes Scholarship

### 2015 (Georgia):

- Amassed 33 total tackles, 5.5 tackles for loss and 3.0 sacks in 10 games played (two starts)
- Compiled a team-best seven tackles, with 1.0 sack and two tackles for loss, a forced fumble and fumble recovery against Florida (10/31)
- Recorded a career-high eight tackles at Tennessee (10/10) with a forced fumble, a tackle for loss and a pass defended
- Finished second on the team with six tackles vs. Missouri (10/17), including 1.0 sack and four quarterback hurries
- Recipient of the William K. Holmes Scholarship

### 2014 (Georgia):

- Recorded 17 total tackles, one forced fumble and one fumble recovery in 10 games played
- Amassed a career-high six tackles vs. Charleston Southern (11/22)
- First-career fumble recovery vs. No. 9 Auburn (11/15)
- Four tackles, including one tackle for loss in his UGA debut vs. Troy (9/20)

### 2013 (Georgia):

- Redshirted

### PERSONAL:

- Given name is Davin Jamaurie' Bellamy
- Lettered in football (Coach Allen Johnson) at Chamblee High School in Chamblee, Ga.
- As a junior Bellamy recorded 10 tackles for loss and 5.0 sacks
- Played injured through much of his senior season but managed to post 5.0 sacks

### 2018 GAME-BY-GAME REGULAR SEASON STATISTICS (TEXANS)

			TACKLES								INTERCEPTIONS					FUMBLES			ST					MISC				
W	DATE	OPPONENT	TK	S	A	SK	YDS	TFL	YDS	QBH	NO	YDS	LG	TD	PD	FF	FR	YDS	TK	S	A	FF	FR	S	A	W/L	SCORE	
01	09/09	at Patriots	PRACTICE SQUAD																		L	20-27						
02	09/16	at Titans	PRACTICE SQUAD																		L	17-20						
2018 TOTALS			0	0	0	0.0	0.0	0	0	0	0	0	0	0	0	0	0	0	0	0	0	0	0	0	0	0-2		



# BREON BORDERS

CORNERBACK

6-0 | 189 | DUKE

HOMETOWN: STATESVILLE, N.C. | AGE: 23

1ST NFL SEASON | 1ST WITH TEXANS | ACQUIRED: FA-'18

CAREER GP/GS (POST): 0/0 (1/0)

TEAMS: BUF 2017; OAK 2017; HOU 2018



39

**TRANSACTIONS:** Signed by the Oakland Raiders as a college free agent on May 5, 2017...Waived by the Raiders on Sept. 2, 2017...Signed to the Raiders practice squad on Sept. 3, 2017...Signed to the Buffalo Bills active roster on Dec. 16, 2017...Waived by the Bills on Sept. 1, 2018...Signed to the Houston Texans practice squad on Sept. 11, 2018.

## 2017 (Buffalo 1/0, 1/0):

- Spent the first 14 weeks of the regular season on the Raiders practice squad
- Inactive in Weeks 15-17
- Made his NFL debut in the AFC Wild Card Game at Jacksonville (1/7/18)

## CAREER AT DUKE:

- Played four seasons (2013-16) at Duke University in Durham, N.C.
- Registered 148 total tackles, 12 interceptions, 34 pass breakups, seven tackles for loss, 1.0 sack, two forced fumbles and two fumble recoveries in 49 career games with 35 starts

## 2016 (Duke):

- Earned third-team All-ACC honors at cornerback from the league's coaches
- Started the first nine games of the season but missed the final three due to injury
- Recorded 27 total tackles, 2.5 tackles for loss, two interceptions, 11 pass breakups, one forced fumble and one fumble recovery
- Led the ACC in passes defended per game (1.30) and tied for 16th nationally
- Ranked fifth in the ACC with 11 passes defended
- Tallied a career-high four pass breakups and an interception at Northwestern (9/17)

## 2015 (Duke):

- Posted 56 total tackles, four tackles for loss, 1.0 sack, three interceptions and nine passes defended after starting all 13 games
- Earned the program's Iron Devil Award for playing the most snaps (1,118) on the team
- Led Duke in interceptions for the third consecutive season to join

Alex Green (2001-03) and John Talley (2003-05) as the only players in Duke history to pace the team (outright or tie) in interceptions in freshman, sophomore and junior campaigns

- Notched multiple tackles in 12 games, including a season-high seven at Wake Forest (11/28)

## 2014 (Duke):

- Started all 13 games as a sophomore
- Recorded 39 total tackles, 0.5 tackle for loss, three interceptions, six pass breakups and one fumble recovery
- Led Duke in interceptions for the second consecutive season

## 2013 (Duke):

- Appeared in all 14 games as a true freshman
- Registered 26 total tackles, eight pass breakups and a career-high four interceptions
- Set a Duke freshman record for most interceptions in a season
- Intercepted Florida State QB Jameis Winston twice in the ACC Championship Game (12/7)

## PERSONAL:

- Attended Statesville (N.C.) High School
- Earned first-team all-state honors as a senior after posting 91 total tackles, 14 pass breakups, seven interceptions, three forced fumbles and two fumble recoveries returned for touchdowns
- Totaled 48 tackles, five interceptions and six pass breakups as a junior in 2011
- Finished his high school career with 15 interceptions and 25 pass breakups
- Led Statesville H.S. to the 2013 3A state championship basketball game and logged 26 points and nine rebounds in a 73-70 overtime loss
- Earned County Basketball Player of the Year in 2013 by the *Statesville Record & Landmark*
- Won the state championship in the 300-meter hurdles and earned County Track and Field Athlete of the Year in 2013 by the *Statesville Record & Landmark*
- Three-time all-conference and all-county selection in track and field
- Majored in cultural anthropology

## PRACTICE SQUAD BIOS

### BREON BORDERS - NFL REGULAR SEASON STATISTICS

		TACKLES										INTERCEPTIONS						FUMBLES			ST						MISC	
DATE	TEAM	GP	GS	TK	S	A	TFL	YDS	SK	YDS	QBH	NO	YDS	LG	TD	PD	FF	FR	YDS	TK	S	A	FF	FR	S	A		
2017	Raiders	0	0	0	0	0	0	0	0.0	0.0	0	0	0	0	0	0	0	0	0	0	0	0	0	0	0	0		
2017	Bills	0	0	0	0	0	0	0	0.0	0.0	0	0	0	0	0	0	0	0	0	0	0	0	0	0	0	0		
2018	Texans	0	0	0	0	0	0	0	0.0	0.0	0	0	0	0	0	0	0	0	0	0	0	0	0	0	0	0		
NFL TOTALS		0	0	0	0	0	0	0	0.0	0.0	0	0	0	0	0	0	0	0	0	0	0	0	0	0	0	0		

### BREON BORDERS - NFL POSTSEASON STATISTICS

		TACKLES										INTERCEPTIONS						FUMBLES			ST					MISC	
DATE	TEAM	GP	GS	TK	S	A	TFL	YDS	SK	YDS	QBH	NO	YDS	LG	TD	PD	FF	FR	YDS	TK	S	A	FF	FR	S	A	
2017	Bills	1	0	0	0	0	0	0	0.0	0.0	0	0	0	0	0	0	0	0	0	0	0	0	0	0	0	0	
NFL		1	0	0	0	0	0	0	0.0	0.0	0	0	0	0	0	0	0	0	0	0	0	0	0	0	0	0	
TOTALS																											

### 2018 GAME-BY-GAME REGULAR SEASON STATISTICS (TEXANS)

W	DATE	OPPONENT	TACKLES					QBH	INTERCEPTIONS					FUMBLES			ST					MISC		W/L	SCORE
			TK	S	A	SK	YDS	TFL	YDS	NO	YDS	LG	TD	PD	FF	FR	YDS	TK	S	A	FF	FR	S	A	
02	09/16	at Titans	PRACTICE SQUAD																					L	17-20
2018 TOTALS			0	0	0	0.0	0.0	0	0	0	0	0	0	0	0	0	0	0	0	0	0	0	0	0	0-1



# PRACTICE SQUAD BIOS



## ANDRE CHACHERE

CORNERBACK

6-0 | 196 | SAN JOSE STATE

HOMETOWN: FRESNO, CALIF. | AGE: 22

ROOKIE | 1ST WITH TEXANS | ACQUIRED: CFA-'18

CAREER GP/GS: 0/0

TEAMS: HOU 2018



37

**TRANSACTIONS:** Signed by the Houston Texans as a college free agent on May 11, 2018...Waived by the Texans on Sept. 1, 2018...Signed to the Texans practice squad on Sept. 2, 2018.

### CAREER AT SAN JOSE STATE:

- ✦ Played four seasons (2014-17) at San Jose (Calif.) State University
- ✦ Played in 49 games with 32 starts
- ✦ A three-year starter at cornerback
- ✦ Became the first Spartan since 2012 with at least 100 yards of interception returns with his 117 in 2016
- ✦ Also played safety and linebacker during his career
- ✦ Accepted an invitation to play in the 2018 NFLPA All-Star Game

### 2017 (San Jose State):

- ✦ Set a single-season career-high 46 total tackles in 13 games played (11 starts)
- ✦ Season-high seven total tackles in the San Diego State contest (11/7)
- ✦ Only interception of the season came vs. Utah State (9/23)

### 2016 (San Jose State):

- ✦ First-team All-Mountain West
- ✦ Voted Most Valuable Player by teammates
- ✦ Recorded 36 total tackles, 14 passes defended, four interceptions, two forced fumbles and 0.5 tackles for loss in 12 games (11 starts)
- ✦ Led the team in interceptions, forced fumbles and passes defended
- ✦ Recorded two interceptions vs. Portland State (9/10) and one

each vs. Nevada (10/15) and Air Force (11/19)

- ✦ Ranked 11th nationally in interception return yardage with 117
- ✦ Finished fourth nationally in passes defended at 1.5 per game

### 2015 (San Jose State):

- ✦ Played in 13 games with 10 starts
- ✦ Started the last eight games of the season
- ✦ Led the team with eight passes defended
- ✦ Had at least one tackle in 11 games
- ✦ Recorded a career-high six tackles and 2.0 tackles for loss vs. Fresno State (9/26)
- ✦ Came up with interceptions in two of the team's final three games - wins at Hawai'i (11/21) and in the AutoNation Cure Bowl vs. Georgia State (12/19)

### 2014 (San Jose State):

- ✦ Played in 11-of-12 games
- ✦ Saw the bulk of his playing time as a special teams defender

### PERSONAL:

- ✦ Lettered in football (Coach Mike Parsons) and basketball at Clovis West High School in Fresno, Calif.
- ✦ A two-time, first-team All-Tri-River Athletic Conference defensive back
- ✦ Named his team's Defensive Most Valuable Player as a senior
- ✦ Enjoys watching action and sports movies
- ✦ The Lion King, Glory Road and Scarface are three of his favorites
- ✦ Derrick Chachere, his dad, played seven seasons in the Arena Football League including five with the San José SaberCats
- ✦ Native of Fresno, Calif.

### 2018 GAME-BY-GAME REGULAR SEASON STATISTICS (TEXANS)

W	DATE	OPPONENT	TACKLES							INTERCEPTIONS					FUMBLES			ST					MISC			SCORE
			TK	S	A	SK	YDS	TFL	YDS	QBH	NO	YDS	LG	TD	PD	FF	FR	YDS	TK	S	A	FF	FR	S	A	
01	09/09	at Patriots																								L 20-27
02	09/16	at Titans																								L 17-20
2018 TOTALS			0	0	0	0.0	0.0	0	0	0	0	0	0	0	0	0	0	0	0	0	0	0	0	0	0	0-2

## PRACTICE SQUAD BIOS



# MALACHI DUPRE

WIDE RECEIVER

6-2 | 196 | LSU

HOMETOWN: RIVER RIDGE, LA. | AGE: 22

1ST NFL SEASON | 1ST WITH TEXANS | ACQUIRED: FA-'18

CAREER GP/GS: 0/0

TEAMS: BUF 2017; GB 2017; HOU 2018



19

**TRANSACTIONS:** Selected by the Green Bay Packers with the 29th pick of the seventh round (247th overall) in the 2017 NFL Draft...Waived by the Packers on Sept. 2, 2017...Signed to the Buffalo Bills practice squad on Sept. 12, 2017...Signed to the Bills active roster on Dec. 27, 2017...Waived by the Bills on Sept. 1, 2018...Signed to the Houston Texans practice squad on Sept. 11, 2018.

### 2017 (Buffalo 0/0):

- Spent Weeks 2-16 on the Bills practice squad
- Inactive in Week 17 at Miami (12/31)

### CAREER AT LSU:

- Played three seasons (2014-16) at Louisiana State University in Baton Rouge, La.
- Appeared in 36 career games with 19 starts over three seasons for the Tigers
- Recorded 98 receptions for 1,609 and 11 touchdowns
- Earned second-team All-SEC honors as a junior in 2016
- Named to the Freshman All-SEC team in 2014
- Notched five 100-yard receiving games during his career

### 2016 (LSU):

- Registered a team-high 41 receptions for 593 yards (14.5 avg.) and three touchdowns in 12 games with nine starts as a junior
- Caught seven passes for 139 yards (19.9 avg.) against Louisville in the Citrus Bowl (12/31)
- Tallied three receptions for 100 yards (33.3 avg.) and two touchdowns vs. Southern Miss (10/15)
- Hauled in at least four passes in six different games on the season

### 2015 (LSU):

- Led the Tigers in receptions (43), receiving yards (698) and receiving touchdowns (six) after playing in all 12 games with eight starts
- Logged four receptions for 96 yards (24.0 avg.) vs. Texas Tech in the AdvoCare Texas Bowl (12/29)
- Caught four passes for 115 yards (28.8 avg.) and two touchdowns vs. Florida (10/17)

### 2014 (LSU):

- Led the offense in yards per catch (22.7 avg.) and ranked second in receiving yards (318) and touchdowns (five) in 12 games as a freshman
- Recorded four receptions for 120 yards (30.0 avg.) and two touchdowns vs. Mississippi State (9/20)

### PERSONAL:

- Attended John Curtis Christian High School in River Ridge, La.
- Recorded 34 receptions for 607 yards and six touchdowns as a senior in 2013
- Selected to the LSWA Class 3A All-State Team as a senior
- Earned 2012 Class 2A First-Team All-State honors after catching 36 passes for 816 yards and 15 touchdowns as a junior
- Captured state championships in both his junior and senior years
- Ranked as the No. 1 overall wide receiver nationally by ESPN.com
- Participated in track and field and captured state championships in the triple, long and high jump as a junior
- Majored in sport administration

### MALACHI DUPRE - NFL REGULAR SEASON STATISTICS

DATE TEAM	GP	GS	RECEIVING					RUSHING				
			NO.	YDS	AVG	LG	TD	NO.	YDS.	AVG.	LG	TD
2017 Packers	0	0	0	0	0.0	0	0	0	0	0.0	0	0
2017 Bills	0	0	0	0	0.0	0	0	0	0	0.0	0	0
2018 Texans	0	0	0	0	0.0	0	0	0	0	0.0	0	0
<b>NFL TOTALS</b>	<b>0</b>	<b>0</b>	<b>0</b>	<b>0</b>	<b>0.0</b>	<b>0</b>	<b>0</b>	<b>0</b>	<b>0</b>	<b>0.0</b>	<b>0</b>	<b>0</b>

## PRACTICE SQUAD BIOS

### 2018 GAME-BY-GAME REGULAR SEASON STATISTICS (TEXANS)

W	DATE	OPPONENT	P/S	RECEIVING				ATT	RUSHING			TD	W/L	SCORE
				NO	YDS	LG	TD		YDS	LG	TD			
02	09/16	at Titans											L	17-20
2018 TOTALS				0	0	0	0	0	0	0	0	0	0-1	

## PRACTICE SQUAD BIOS



# KYLE FULLER

CENTER/GUARD

6-5 | 320 | BAYLOR

HOMETOWN: WYLIE, TEXAS | AGE: 24

2ND NFL SEASON | 2ND WITH TEXANS | ACQUIRED: 07-'17

CAREER GP/GS: 9/2

TEAMS: HOU 2017-18



61

**TRANSACTIONS:** Selected by the Houston Texans with the 25th pick in the seventh round (243rd overall) of the 2017 NFL Draft...Waived by the Texans on Sept. 1, 2018...Signed to the Texans practice squad on Sept. 2, 2018.

### 2017 (Houston 9/2):

- ✦ Played and started his first career game at tackle at Cincinnati (9/14)
- ✦ Appeared in relief duty vs. Tennessee (10/1) and paved the way for a 173-yard rushing performance, 445 yards of total offense, six offensive touchdowns and a franchise-record 57 points
- ✦ Appeared primarily on special teams vs. Kansas City (10/8)
- ✦ Contributed on the special teams units vs. Arizona (11/19)
- ✦ Appeared on offense and special teams and helped block for a season-high 176 rushing yards vs. Pittsburgh (12/25)
- ✦ Started his second career game as an extra tackle at Indianapolis (12/31)

### COLLEGE:

- ✦ Played four seasons (2013-16) at Baylor University in Waco, Texas after redshirting the 2012 campaign
- ✦ Three-year starting All-Big 12 center who appeared in 52 career games and made 39 career starts
- ✦ Anchored the offensive line for nation's most productive offense in 2014-15
- ✦ Key cog in paving the way for BU's rushing attack that led the Big 12 in 2015 and 2016, while helping the Bears rank fourth or better in sacks allowed in the conference over his final three years
- ✦ Named "Best Offensive Lineman" in state by Dave Campbell's Texas Football
- ✦ Two-time Big 12 Commissioner's Honor Roll selection
- ✦ Started all 13 games at center as senior in 2016, earning All-Big 12 honors

- ✦ Named first team All-Big 12 by league coaches, Phil Steele and Athlon in 2016
- ✦ Starting center in all 13 games as junior in 2015, earning All-Big 12 honors for a second-consecutive season
- ✦ Anchored an offensive line that blocked for the nation's No. 2-ranked rushing offense (326.7 avg.) and led the Big 12 in fewest sacks allowed in 2015
- ✦ Named second-team All-Big 12 by Associated Press, league coaches, *San Antonio-Express News* and *Waco Tribune-Herald* as a junior
- ✦ Started at center in all 13 games as sophomore for the Big 12 champions in 2014
- ✦ Earned 2014 All-Big 12 honorable mention from league coaches
- ✦ Appeared in all 13 games as special teamer and reserve offensive lineman as redshirt freshman in 2013
- ✦ Redshirted the 2012 season

### PERSONAL:

- ✦ Attended Wylie (Texas) High School
- ✦ Played for head coach Bill Howard at WHS
- ✦ National position rankings among offensive linemen: No. 37 by ESPN.com, No. 44 by Rivals.com, No. 53 by Scout.com, No. 57 by 247Sports.com
- ✦ Ranked among top 100 overall prospects in Texas by ESPN.com (50th), SuperPrep's Texas 121 (50th), Lone Star Recruiting Top 100 (52nd), Rivals.com Texas Postseason Top 100 (55th), 247Sports.com (95th), Houston Chronicle Texas Top 100, Lubbock Avalanche-Journal Top 100, Waco Tribune-Herald Top 100
- ✦ Rated No. 9 offensive lineman in state by 2011 Postseason Dave Campbell's Texas Football
- ✦ Earned 2011 first-team all-district 10-4A honors
- ✦ Son of Larry and Audrey Fuller
- ✦ Graduated from Baylor in May 2016 with a degree in communication studies

### KYLE FULLER - NFL REGULAR SEASON STATISTICS

DATE TEAM GP GS

2017 Texans 9 2

2018 Texans 0 0

NFL TOTALS 9 2




## PRACTICE SQUAD BIOS

### 2018 GAME-BY-GAME REGULAR SEASON STATISTICS (TEXANS)

W	DATE	OPPONENT	P/S		W/L	SCORE
01	09/09	at Patriots		PRACTICE SQUAD	L	20-27
02	09/16	at Titans		PRACTICE SQUAD	L	17-20
2018 TOTALS			0-0		0-2	

## PRACTICE SQUAD BIOS



# MATT LENGEL

**TIGHT END**

**6-7 | 265 | EASTERN KENTUCKY**

**HOMETOWN: MECHANICSBURG, PA. | AGE: 27**

**3RD NFL SEASON | 1ST WITH TEXANS | ACQUIRED: W-'18 (CLE)**

**CAREER GP/GS (POST): 7/0 (3/0)**

**TEAMS: CIN 2015-16; NE 2016-17; CLE 2017; HOU 2018**



**82**

**TRANSACTIONS:** Signed by the Cincinnati Bengals as a college free agent on May 8, 2015...Waived by the Bengals on Sept. 5, 2015...Signed to the Bengals practice squad on Sept. 6, 2015...Signed by the Bengals on Jan. 11, 2016...Waived by the Bengals on Sept. 3, 2016...Signed to the Bengals practice squad on Sept. 4, 2016...Signed to the New England Patriots active roster on Nov. 2, 2016...Waived by the Patriots on Sept. 30, 2017...Signed to the Cleveland Browns practice squad on Oct. 10, 2017...Signed to the Browns active roster on Oct. 25, 2017...Waived by the Browns on April 12, 2018...Claimed off waivers by the Houston Texans on April 13, 2018...Waived by the Texans on Sept. 1, 2018...Signed to the Texans practice squad on Sept. 2, 2018.

### 2017 (Cleveland 1/0):

- Made Browns debut in Week 16
- Inactive Weeks 10-15 and 17
- Spent offseason, training camp and preseason with Patriots
- Signed to Browns practice squad on Oct. 10
- Elevated to Cleveland's active roster prior to Week 8

### 2016 (New England 6/0, 3/0):

- Appeared in six regular season games as a reserve with the New England Patriots
- Caught two passes for 22 yards and a touchdown
- Appeared in all three playoff games as a reserve and made one

special teams tackle

### 2015 (Cincinnati 0/0):

- Spent the season on the Cincinnati Bengals practice squad

### COLLEGE:

- Played four seasons (2010-13) at Eastern Kentucky University in Richmond, Ky., after one season at Northeastern University in Boston (2009)
- Totaled 33 receptions for 361 yards
- Played in 12 games as a senior in 2014, finishing fifth on the team with 16 catches for 139 yards
- Returned after suffering ACL tears in the same knee in 2012 and 2013
- Started 19-of-23 games from 2010-11, totaling 18 receptions
- Graduated with a degree in political science

### PERSONAL:

- Native of Mechanicsburg, Pa.: Last name pronounced LENG-guhl
- Attended Cumberland Valley High School in Mechanicsburg, Pa.
- Was named to *Mid-State Top 100* as a senior and served as team captain
- Hauled in 25 passes for 240 yards, along with 7.0 sacks as a senior

### MATT LENGEL - NFL REGULAR SEASON STATISTICS

DATE TEAM	GP	GS	RECEIVING					RUSHING				
			NO.	YDS	AVG	LG	TD	NO.	YDS.	AVG.	LG	TD
2015 Bengals	0	0	0	0	0.0	0	0	0	0	0.0	0	0
2016 Bengals	0	0	0	0	0.0	0	0	0	0	0.0	0	0
2016 Patriots	6	0	2	22	11.0	18t	1	0	0	0.0	0	0
2017 Patriots	0	0	0	0	0.0	0	0	0	0	0.0	0	0
2017 Browns	1	0	0	0	0.0	0	0	0	0	0.0	0	0
2018 Texans	0	0	0	0	0.0	0	0	0	0	0.0	0	0
<b>NFL TOTALS</b>	<b>7</b>	<b>0</b>	<b>2</b>	<b>22</b>	<b>11.0</b>	<b>18t</b>	<b>1</b>	<b>0</b>	<b>0</b>	<b>0.0</b>	<b>0</b>	<b>0</b>

### MATT LENGEL - NFL POSTSEASON STATISTICS

DATE TEAM	GP	GS	RECEIVING					RUSHING				
			NO.	YDS	AVG	LG	TD	NO.	YDS.	AVG.	LG	TD
2016 Patriots	3	0	0	0	0.0	0	0	0	0	0.0	0	0
<b>NFL TOTALS</b>	<b>3</b>	<b>0</b>	<b>0</b>	<b>0</b>	<b>0.0</b>	<b>0</b>	<b>0</b>	<b>0</b>	<b>0</b>	<b>0.0</b>	<b>0</b>	<b>0</b>

## PRACTICE SQUAD BIOS

### SINGLE-GAME HIGHS: RUSHING/RECEIVING

<b>Receptions</b>	1 at Miami Dolphins, Jan 01, 2017 ...1 more at 1.	<b>Receiving TDs</b>	1 vs. New York Jets, Dec 24, 2016
<b>Receiving Yards</b>	18 vs. New York Jets, Dec 24, 2016	<b>All-purpose yards</b>	18 vs. New York Jets, Dec 24, 2016
<b>Longest Receptions</b>	18t vs. New York Jets, Dec 24, 2016	<b>Most TDs</b>	1 vs. New York Jets, Dec 24, 2016


### SINGLE-GAME HIGHS - POSTSEASON: RUSHING/RECEIVING

<b>Special Teams Tackles</b>	1 vs. Houston Texans, Jan 14, 2017
------------------------------	------------------------------------

### 2018 GAME-BY-GAME REGULAR SEASON STATISTICS (TEXANS)

W	DATE	OPPONENT	P/S	RECEIVING				ATT	RUSHING			TD	W/L	SCORE
				NO	YDS	LG	TD		YDS	LG	TD			
01	09/09	at Patriots											L	20-27
02	09/16	at Titans											L	17-20
2018 TOTALS			0-0	0	0	0	0	0	0	0	0	0	0-2	

## PRACTICE SQUAD BIOS



# DAVID SHARPE

TACKLE

6-6 | 343 | FLORIDA

HOMETOWN: JACKSONVILLE, FLA. | AGE: 22

2ND NFL SEASON | 1ST WITH TEXANS | ACQUIRED: FA-'18

CAREER GP/GS: 5/2

TEAMS: OAK 2017-18; HOU 2018



71

**TRANSACTIONS:** Selected by the Oakland Raiders with the 23rd pick in the fourth round (129th overall) of the 2017 NFL Draft...Waived by the Raiders on Sept. 2, 2018...Signed to the Houston Texans practice squad on Sept. 12, 2018.

### 2017 (Oakland 5/2):

- ✦ Appeared in five games, including two starts at left tackle as a rookie
- ✦ Inactive Weeks 1-4, 8-9, 12 and 15
- ✦ Active, but did not play in Weeks 5 and 11
- ✦ Made his NFL debut vs. Kansas City (10/15) contributing on special teams
- ✦ Saw limited action on offense vs. New York Giants (12/3)
- ✦ Contributed on special teams at Kansas City (12/10)
- ✦ Started his first NFL game, filling in for T Donald Penn at Philadelphia (12/25). Part of a line that surrendered just one sack, marking the ninth game of the season with one or less sacks allowed and helped the offense surpass 100 yards on the ground for the ninth time with 137 yards
- ✦ Started in his second career game at left tackle at Los Angeles Chargers (12/31). Helped the offense run for more than 100

yards for the 10th time on the season with 105

### COLLEGE:

- ✦ Played three seasons (2014-16) at the University of Florida in Gainesville, Fla.
- ✦ Appeared in 33 career games with 26 starts over three seasons
- ✦ Helped the Gators to a three-year record of 26-13, including two SEC Championship appearances
- ✦ As a junior, started all 13 games at left tackle for the Gators in 2016 and was one of two Gators to start every game
- ✦ Helped Florida averaged 215.8 passing yards per game, the highest since 2009
- ✦ Played in all 14 games with 13 starts at left tackle as a sophomore in 2015
- ✦ Helped Florida rush for at least 100 yards in every game in 2014, averaging 187.7 yards per game

### PERSONAL:

- ✦ Attended Providence High School in Jacksonville, Fla.
- ✦ Was a 2014 U.S. Army All-American Bowl selection and was named to the MaxPreps All-American First Team
- ✦ Also played basketball at Providence H.S.

### DAVID SHARPE - NFL REGULAR SEASON STATISTICS

DATE TEAM GP GS

2017 Raiders 5 2

2018 Raiders 0 0

2018 Texans 0 0

NFL TOTALS 5 2

### 2018 GAME-BY-GAME REGULAR SEASON STATISTICS (RAIDERS/TEXANS)

W	DATE	OPPONENT	P/S		W/L	SCORE
01	09/10	RAMS		DID NOT PLAY	L	13-33
				Went from <b>Raiders</b> to <b>Texans</b> .		
02	09/16	at Titans		PRACTICE SQUAD	L	17-20
2018 TOTALS			0-0		0-2	



## PRACTICE SQUAD BIOS



# CHAD SLADE

## GUARD/TACKLE

6-5 | 321 | AUBURN

HOMETOWN: MOODY, ALA. | AGE: 26

2ND NFL SEASON | 2ND WITH TEXANS | ACQUIRED: CFA-'15

CAREER GP/GS: 5/3

TEAMS: HOU 2015-18



# 62

**TRANSACTIONS:** Signed by the Houston Texans as a college free agent on May 8, 2015...Waived by the Texans on Sept. 3, 2016...Signed to the Texans practice squad on Sept. 4, 2016...Signed by the Texans on Jan. 16, 2017...Waived by the Texans on Sept. 2, 2017...Signed to the Texans practice squad on Sept. 3, 2017...Signed to the Texans active roster on Nov. 29, 2017...Waived by the Texans on Sept. 1, 2018...Signed to the Texans practice squad on Sept. 2, 2018.

### 2017 (Houston 5/3):

- ✦ Made NFL debut and contributed on the offensive line and special teams at Tennessee (12/3)
- ✦ Logged first career start and contributed on special teams vs. San Francisco (12/10)
- ✦ Started at right guard and helped pave the way for a season-most 176 rushing yards vs. Pittsburgh (12/25)
- ✦ Started his third career game at Indianapolis (12/31)

### 2016 (Houston 0/0, 0/0):

- ✦ Spent the entire season on the Texans practice squad

### 2015 (Houston 0/0, 0/0):

- ✦ Placed on the Reserve/Injured list on Sept. 1 and missed the entire season

### COLLEGE:

- ✦ Played four seasons (2011-14) at Auburn (Ala.) University after redshirting the Tigers' 2010 BCS National Championship campaign
- ✦ Four-year starter on the offensive line for the Tigers
- ✦ 49 career starts, second most among SEC offensive linemen, and fourth-most in Auburn history
- ✦ Started 14 games at both guard spots in 2014
- ✦ Preseason All-SEC second team (CFB Matrix); third team (SEC media, Athlon); fourth team (Phil Steele) in 2014
- ✦ Accepted invitation to NFLPA Collegiate Bowl
- ✦ Returning starter for all 13 games at right offensive guard for the SEC Champions in 2013
- ✦ Started 12 games at right guard and left tackle in 2012
- ✦ Played in 13 games with 10 starts in 2011 as a redshirt freshman

### PERSONAL:

- ✦ High School Coach: Brandon Wiley
- ✦ No. 59-ranked offensive guard by ESPN.com/Scouts Inc.
- ✦ No. 62-rated offensive guard by Scout.com
- ✦ Ranked as the No. 34 player in Alabama by SuperPrep
- ✦ Named to the All-Southeast Region team by PrepStar
- ✦ No. 38 prospect in Alabama by the *Tuscaloosa News*
- ✦ Son of Joseph and Nikki Shorter
- ✦ Majored in Sociology
- ✦ Received bachelor's degree in August, 2014


### CHAD SLADE - NFL REGULAR SEASON STATISTICS

DATE	TEAM	GP	GS
2015	Texans	0	0
2016	Texans	0	0
2017	Texans	5	3
2018	Texans	0	0
NFL TOTALS		5	3

### 2018 GAME-BY-GAME REGULAR SEASON STATISTICS (TEXANS)

W	DATE	OPPONENT	P/S		W/L	SCORE
01	09/09	at Patriots		PRACTICE SQUAD	L	20-27
02	09/16	at Titans		PRACTICE SQUAD	L	17-20
2018 TOTALS		0-0			0-2	

## PRACTICE SQUAD BIOS



# MIKE TYSON

**SAFETY**

**6-2 | 200 | CINCINNATI**

**HOMETOWN: NORFOLK, VA. | AGE: 25**

**1ST NFL SEASON | 1ST WITH TEXANS | ACQUIRED: FA-'18**

**CAREER GP/GS: 0/0**

**TEAMS: SEA 2017; HOU 2018**



**34**

**TRANSACTIONS:** Selected by the Seattle Seahawks with the third pick of the sixth round (187th overall) in the 2017 NFL Draft...Waived by the Seahawks on Sept. 2, 2017...Signed to the Seahawks practice squad on Sept. 3, 2017...Signed to the Seahawks active roster on Dec. 16, 2017...Waived by the Seahawks on Sept. 1, 2018...Signed to the Houston Texans practice squad on Sept. 3, 2018.

### 2017 (Seattle 0/0):

- Spent the first 14 weeks of the season on the Seahawks practice squad
- Elevated to the active roster on Dec. 16
- Inactive Weeks 15-17

### CAREER AT CINCINNATI:

- Played four seasons (2013-16) at the University of Cincinnati
- Appeared in 43 games with 16 starts during his collegiate career
- Recorded 137 total tackles (72 solo), 11 passes defended, 7.5 tackles for loss, seven interceptions and one fumble recovery over four seasons for the Bearcats
- Tallied career highs in total tackles (46), solo tackles (29), interceptions (five), pass breakups (five) and tackles for loss (4.5)

in 10 games as a senior in 2016

- Named the Jim Kelly Sr. Spirit Award winner following his senior season
- Played in 11 games in 2015, recording 32 total tackles (21 solo) and four pass breakups as a junior
- Appeared in 11 games as a sophomore
- Recorded 41 total tackles (14 solo), one pass breakup and one fumble recovery in 2014
- Tallied 18 total tackles (eight solo), two interceptions returned for 103 yards (51.1 avg.) and one pass breakup in seven games as a true freshman in 2013

### PERSONAL:

- Attended Hargrave Military Academy in Chatham, Va. as a senior in 2012 after transferring from Lake Taylor High School in Norfolk, Va.
- Posted eight interceptions at Lake Taylor HS as a junior in 2011
- Recorded 43 total tackles, 5.0 sacks and two forced fumbles on defense, while hauling in 26 passes for 600 yards and nine touchdowns on offense in 2011
- Earned all-district honors as a junior

### MIKE TYSON - NFL REGULAR SEASON STATISTICS

DATE TEAM	GP	GS	TACKLES					QBH	INTERCEPTIONS					FUMBLES			ST					MISC	
			TK	S	A	TFL	YDS	SK	NO	YDS	LG	TD	PD	FF	FR	YDS	TK	S	A	FF	FR	S	A
2017 Seahawks	0	0	0	0	0	0	0	0.0	0	0	0	0	0	0	0	0	0	0	0	0	0	0	0
2018 Texans	0	0	0	0	0	0	0	0.0	0	0	0	0	0	0	0	0	0	0	0	0	0	0	0
<b>NFL TOTALS</b>	<b>0</b>	<b>0</b>	<b>0</b>	<b>0</b>	<b>0</b>	<b>0</b>	<b>0</b>	<b>0.0</b>	<b>0</b>	<b>0</b>	<b>0</b>	<b>0</b>	<b>0</b>	<b>0</b>	<b>0</b>	<b>0</b>	<b>0</b>	<b>0</b>	<b>0</b>	<b>0</b>	<b>0</b>	<b>0</b>	<b>0</b>

### 2018 GAME-BY-GAME REGULAR SEASON STATISTICS (TEXANS)

W DATE OPPONENT	TACKLES								INTERCEPTIONS					FUMBLES			ST					MISC	
	TK	S	A	SK	YDS	TFL	YDS	QBH	NO	YDS	LG	TD	PD	FF	FR	YDS	TK	S	A	FF	FR	S	A
01 09/09 at Patriots																						L	20-27
02 09/16 at Titans																						L	17-20
<b>2018 TOTALS</b>	<b>0</b>	<b>0</b>	<b>0</b>	<b>0.0</b>	<b>0.0</b>	<b>0</b>	<b>0</b>	<b>0</b>	<b>0</b>	<b>0</b>	<b>0</b>	<b>0</b>	<b>0</b>	<b>0</b>	<b>0</b>	<b>0</b>	<b>0</b>	<b>0</b>	<b>0</b>	<b>0</b>	<b>0</b>	<b>0</b>	<b>0-2</b>



# JESTER WEAH

WIDE RECEIVER

6-3 | 209 | PITTSBURGH

HOMETOWN: MADISON, WIS. | AGE: 23

ROOKIE | 1ST WITH TEXANS | ACQUIRED: CFA-'18

CAREER GP/GS: 0/0

TEAMS: HOU 2018



86

**TRANSACTIONS:** Signed by the Houston Texans as a college free agent on May 11, 2018...Waived by the Texans on Sept. 1, 2018...Signed to the Texans practice squad on Sept. 2, 2018.

## CAREER AT PITTSBURGH:

- ✦ Played four seasons (2014-17) at the University of Pittsburgh (Pa.) after redshirting the 2013 campaign
- ✦ Caught 77 passes for 1,570 yards and 14 touchdowns in 42 career games played for the Panthers
- ✦ Led the ACC in yards per catch (24.2) and ranked second nationally as a junior in 2016

## 2017 (Pittsburgh):

- ✦ Voted team captain by teammates
- ✦ Compiled 41 receptions for 698 yards (17.0 avg.) and four touchdowns in 12 games (11 starts)
- ✦ Led team in receiving yards and touchdown catches
- ✦ Sparked Pitt's 42-10 victory over Rice (9/30) with a season-high 137 receiving yards on five catches (27.4 avg.)
- ✦ Had six catches for 80 yards in the 24-14 win over No. 2 Miami (Fla.) (11/24)
- ✦ Selected to play in the 2018 East-West Shrine Game

## 2016 (Pittsburgh):

- ✦ Played in 13 games, starting seven
- ✦ Led Pitt in receptions (36), receiving yards (870) and touchdown receptions (10)
- ✦ Averaged 24.2 yards per catch, which led the ACC and ranked second nationally
- ✦ His 10 touchdown catches ranked third in the ACC and 28th nationally
- ✦ Compiled a career-high 176 yards and a touchdown on seven catches vs. Marshall (10/1)
- ✦ Recorded 115 yards receiving at Miami (Fla.) (11/5) and had a career-long 75-yard touchdown
- ✦ Had four receptions for 99 yards and two touchdowns vs. Syracuse (11/26) in a 76-61 win

## 2015 (Pittsburgh):

- ✦ Played in nine games as a reserve receiver to earn his second letter

## 2014 (Pittsburgh):

- ✦ Played in eight games as a reserve receiver in his first active season

## 2013 (Pittsburgh):

- ✦ Redshirted

## PERSONAL:

- ✦ Son of Ester Garwo and James Weah
- ✦ Uncle, George Weah, is a former FIFA World Player of the Year and was elected president of Liberia in 2017
- ✦ Rated the No. 2 wide receiver in Wisconsin by Rivals and Scout after averaging 20 yards per catch over his final two seasons at Madison Memorial High School
- ✦ Compiled 71 receptions for 1,436 yards (20.2 avg.) and 13 touchdowns over his junior and senior years
- ✦ Enjoyed a prolific and decorated prep career despite not playing organized football until his sophomore season
- ✦ Selected all-state by the Wisconsin Football Coaches Association (WFCA) and Associated Press as a senior after catching 38 passes for 799 yards (21.0 avg.) and eight touchdowns
- ✦ First team All-Big Eight Conference
- ✦ Rated the No. 13 overall prospect in Wisconsin by Rivals and Scout
- ✦ Played under Coach Mike Galindo
- ✦ Also a standout in basketball and track
- ✦ Helped basketball team to the Wisconsin Interscholastic Athletic Association Division 1 (largest classification) state title his sophomore year
- ✦ First-team All-Big Eight and Wisconsin State Journal All-Area after averaging nearly 12 points and six rebounds as a senior
- ✦ State sprint champion in the indoor 55-meters (6.39) and outdoor 100- (10.70) and 200-meters (21.73)

## PRACTICE SQUAD BIOS

### 2018 GAME-BY-GAME REGULAR SEASON STATISTICS (TEXANS)

W	DATE	OPPONENT	P/S	RECEIVING				ATT	RUSHING			TD	W/L	SCORE
				NO	YDS	LG	TD		YDS	LG	TD			
01	09/09	at Patriots											L	20-27
02	09/16	at Titans											L	17-20
2018 TOTALS			0-0	0	0	0	0	0	0	0	0	0	0-2	





# SEANTREL HENDERSON

TACKLE

6-7 | 351 | MIAMI (FLA.)

HOMETOWN: ST. PAUL, MINN. | AGE: 26

5TH NFL SEASON | 1ST WITH TEXANS | ACQUIRED: UFA-'18 (BUF)

2018 GP/GS: 1/1 | CAREER GP/GS (POST): 35/28 (1/0)

TEAMS: BUF 2014-17; HOU 2018



76

**TRANSACTIONS:** Selected by the Buffalo Bills with the 22nd pick of the seventh round (237th overall) of the 2014 NFL Draft...Signed with the Houston Texans as an unrestricted free agent on March 15, 2018.

## 2018 (Houston 1/1):

- Started at right tackle in his Texans debut at New England (9/9) but left in the first quarter due to injury
- Placed on the Reserve/Injured list on Sept. 12

## 2017 (Buffalo 7/1, 1/0):

- Appeared in the final seven games of the season, starting at tackle at the Los Angeles Chargers (11/19) in Week 11
- Missed five games due to a suspension for violating the NFL's Policy and Program for Substances of Abuse
- Inactive Weeks 7-9
- Was part of an offensive unit that ranked sixth in the NFL in rushing yards per game
- Played tackle and contributed on special teams in the AFC Wild Card Playoff at Jacksonville (1/7/17)

## 2016 (Buffalo 1/0):

- Appeared in one game in 2016 after being diagnosed with Crohn's disease and undergoing multiple surgeries in the offseason
- Missed the first four games and the final five games of the season for violating the NFL's Policy and Program for Substances of Abuse

## 2015 (Buffalo 10/10):

- Started 10 games at right tackle
- Inactive at Jacksonville (10/25) in Week 7 due to injury
- Missed the final five games with an undisclosed illness, which would later be diagnosed as Crohn's disease
- Part of an offensive unit that ranked first in rushing yards per game and rushing yards per play in the NFL

## 2014 (Buffalo 16/16):

- Started every game at right tackle as a rookie

- Became the first seventh round draft pick to start all 16 games as a rookie since 2004 (Shane Olivea, San Diego)

## COLLEGE:

- Played four seasons (2010-13) at the University of Miami (Fla.)
- Saw action in 43 games and made 26 starts in his career with the Hurricanes
- Named third team All-ACC as a senior
- Helped anchor an offensive line that paved the way for an offense that averaged 425.8 yards of total offense and 33.8 points per game in 2013
- Named to NWAA Freshman All-American Team and honored with the Newcomer of the Year award by his teammates as a freshman in 2010

## PERSONAL:

- Led Cretin-Derham Hall to a 5A state championship as a senior in 2009
- Named 2009 USA TODAY High School Offensive Player of the Year, becoming first lineman to win award
- Ranked as No. 2 recruit in nation by Rivals.com and was five-star recruit
- Named Junior of the Year by Rivals.com in 2008
- Did not allow sack in 250 pass attempts senior year
- First-team EA Sports All-American in 2009
- One of two juniors to be named first-team USA TODAY All-America in 2008 and made team again in 2009
- Recognized as Minnesota Player of the Year in 2009
- Rated No. 1 offensive lineman by Rivals.com
- Named 2009 PARADE Magazine Player of the Year
- Rated No. 1 player and five-star recruit by Scout.com
- Was first-team All-Metro as senior
- Also was participant on Cretin-Durham Hall basketball and track teams
- Won shot put, discus throw and 1,500 meters in 2004 Minnesota Junior Olympics
- Son of Zora Jasper and Sean Henderson
- Has two children, Synneva and Seantrel Jr.

## RESERVE / INJURED BIOS

### SEANTREL HENDERSON - NFL REGULAR SEASON STATISTICS

#### DATE TEAM GP GS

2014	Bills	16	16
2015	Bills	10	10
2016	Bills	1	0
2017	Bills	7	1
2018	Texans	1	1

**NFL TOTALS** 35 28

### SEANTREL HENDERSON - NFL POSTSEASON STATISTICS

#### DATE TEAM GP GS

2017	Bills	1	0
------	-------	---	---

**NFL** 1 0

**TOTALS**

### 2018 GAME-BY-GAME REGULAR SEASON STATISTICS (TEXANS)

W	DATE	OPPONENT	P/S		W/L	SCORE
01	09/09	at Patriots	S		L	20-27
02	09/16	at Titans		RESERVE/INJURED	L	17-20
<b>2018 TOTALS</b>			<b>1-1</b>		<b>0-2</b>	

### 2017 GAME-BY-GAME POSTSEASON STATISTICS (BILLS)

W	DATE	OPPONENT	P/S		W/L	SCORE
01	01/07	at Jaguars	P		L	3-10
<b>2017 TOTALS</b>			<b>1-0</b>		<b>0-1</b>	



# KEVIN JOHNSON

CORNERBACK

6-0 | 182 | WAKE FOREST

HOMETOWN: CLARKSVILLE, MD. | AGE: 26

4TH NFL SEASON | 4TH WITH TEXANS | ACQUIRED: D1-'15

2018 GP/GS: 1/1 | CAREER GP/GS (POST): 35/18 (1/1)

TEAMS: HOU 2015-18



30

**TRANSACTIONS:** Selected by the Houston Texans with the 16th pick in the first round (16th overall) of the 2015 NFL Draft.

## 2018 (Houston 1/1):

- Recorded four total tackles (one solo) at New England (9/9) before leaving the game due to injury
- Placed on the Reserve/Injured list on Sept. 11

## 2017 (Houston 12/4):

- Tallied 45 total tackles (35 solo), two passes defended and one tackle for loss in 12 games
- Made five total tackles in the season opener vs. Jacksonville (9/10)
- Recorded four combined stops while having three solo tackles for the second consecutive game at Cincinnati (9/14)
- Totaled five tackles and one pass defended in his return to action at Seattle (10/29)
- Tallied five solo tackles with a pass defended vs. Indianapolis (11/5)
- Recorded four tackles and one tackle for loss at the Los Angeles Rams (11/12)
- Finished with a game-high seven solo tackles in his third start of the season at Baltimore (11/27)
- Started his second straight game and totaled two tackles at Tennessee (12/3)
- Registered five total tackles with four solo tackles vs. San Francisco (12/10)

## 2016 (Houston 6/3, 0/0):

- Posted 21 total tackles (18 solo), three passes defended, one tackle for loss and one fumble recovery in six games played
- Made one solo tackle in the season opener vs. Chicago (9/11)
- Finished with three solo tackles, one pass defended and one fumble recovery vs. Kansas City (9/18)
- Recovered the first fumble of his career and notched a 53-yard return after S Quintin Demps forced the ball out on Chiefs RB Spencer Ware vs. Kansas City (9/18)
- Recorded one tackle and a special teams tackle at New England (9/22) in Week 3
- Made his first start of the season and notched one solo tackle and a special teams tackle vs. Tennessee (10/2) in Week 4
- Notched five tackles (four solo) and added a pass defended in his second start of the season at Minnesota (10/9) in Week 5
- Posted a career-high 10 tackles (nine solo), including his first tackle for loss of the season, and one pass defended vs. Indianapolis (10/16) in Week 6

- Placed on the Reserve/Injured list on Oct. 22

## 2015 (Houston 16/10, 1/1):

- Played all 16 games and made 10 starts in his rookie season
- Compiled 52 tackles (47 solo), nine passes defended, one interception and three tackles for loss
- Made his NFL debut vs. Kansas City (9/13) and made one solo tackle on defense and one special teams stop
- Recorded two solo tackles and one pass defended vs. Carolina (9/20)
- Had three tackles (two solo) and a pass defended vs. Tampa Bay (9/27)
- Tied for second on the team with five solo tackles at Atlanta (10/4)
- Registered four tackles (three solo) and one pass defended in his second-straight start of the season vs. Indianapolis (10/8)
- Recorded his first career interception in the third quarter when he picked off Titans QB Zach Mettenberger and returned it 22 yards vs. Tennessee (11/1). Tied for fourth on the team with six tackles (five solo), including his first two tackles for loss of the season
- Tied for fourth on the team with three solo tackles at Tennessee (12/27)

## COLLEGE:

- Played four seasons (2010; 2012-14) at Wake Forest University in Winston-Salem, N.C.
- Redshirted the season as a member of the scout team in 2011
- Played in 47 career games for the Demon Deacons, starting the last 41 games in which he appeared
- Recorded 191 tackles (125 solo), seven interceptions, 35 pass breakups, three forced fumbles and two fumble recoveries in four seasons
- Received honorable mention All-ACC from the media and second team from the ACC coaches and second-team All-ACC by Phil Steele in 2014
- Finished his career with 35 pass breakups, the fourth-highest total in school history
- Had 43 tackles on the season and 3.5 tackles for loss as a senior in 2014
- Tied for the team lead with six pass breakups in 2014
- Played in the Senior Bowl following the season
- Named All-ACC honorable mention by the media and third team All-ACC by the ACC coaches in 2013
- Started all 12 games at cornerback, finishing with 58 tackles (39 solo), three interceptions, one forced fumble and a team-best 12 pass breakups in 2013

## RESERVE / INJURED BIOS

- ✦ Ranked second in the ACC with 1.25 passes defended per game in 2013
- ✦ Played in and started all 12 games on the year, finishing with 58 tackles (34 solo), 3.5 tackles for loss, 0.5 sack, two forced fumbles and a fumble recovery in 2012
- ✦ Named honorable mention All-ACC by the coaches in 2012
- ✦ Led the team with 15 pass breakups and three interceptions in 2012
- ✦ Ranked second in the ACC in passes defended in 2012 with 18 which tied for second in school history
- ✦ Tied for eighth in the league with three interceptions in 2012
- ✦ Named the ACC Defensive Back of the Week once in 2012
- ✦ One of three true freshmen to play in 2010, appearing in 11 games with five starts
- ✦ Tallied 31 total tackles on the season, including 20 solo stops and two pass breakups in 2010

### PERSONAL:

- ✦ A 2010 graduate of River Hill High School in Clarksville, Md.
- ✦ Rushed for 1,220 yards and 15 touchdowns on 137 carries as a

- senior, averaging nearly nine yards per carry
- ✦ Had 12 receptions for 251 yards and three scores
- ✦ Made 25 total tackles to go with three interceptions while being named to the all-county team
- ✦ Named first-team all-state and first team All-Met at cornerback
- ✦ Named Columbia Flier/Howard County Times Offensive Player of the Year as a senior
- ✦ Two-year starter on both sides of the ball for Coach Brian Van Deusen
- ✦ Helped the Hawks to 2A state championships in 2007 and 2008
- ✦ Team moved to Class 3A in 2009 and lost in the state semifinal, snapping a 40-game winning streak
- ✦ Had three receptions for 85 yards and three touchdowns as a junior and also recorded 50 tackles, three interceptions and scored six touchdowns
- ✦ Was part of a River Hill defense that recorded 11 shutouts in 2007, five in 2008 and five more in 2009
- ✦ The Hawks were 47-3 during his four varsity seasons
- ✦ Played in the Crab Bowl that pits the top high school players in an all-star game between Maryland's and Washington D.C.'s top players

### KEVIN JOHNSON - NFL REGULAR SEASON STATISTICS

DATE TEAM	GP	GS	TK	TACKLES							QBH	INTERCEPTIONS					FUMBLES			ST					MISC	
				S	A	TFL	YDS	SK	YDS	YDS		NO	YDS	LG	TD	PD	FF	FR	YDS	TK	S	A	FF	FR	S	A
2015 Texans	16	10	52	47	5	3	6	0.0	0.0	0	0	1	22	22	0	9	0	0	0	2	1	1	0	0	0	0
2016 Texans	6	3	21	18	3	1	1	0.0	0.0	0	0	0	0	0	0	3	0	1	53	4	4	0	0	0	0	0
2017 Texans	12	4	45	35	10	1	2	0.0	0.0	0	0	0	0	0	0	2	0	0	0	0	0	0	0	0	0	0
2018 Texans	1	1	4	1	3	0	0	0.0	0.0	0	0	0	0	0	0	0	0	0	0	0	0	0	0	0	0	0
<b>NFL TOTALS</b>	<b>35</b>	<b>18</b>	<b>122</b>	<b>101</b>	<b>21</b>	<b>5</b>	<b>9</b>	<b>0.0</b>	<b>0.0</b>	<b>0</b>	<b>0</b>	<b>1</b>	<b>22</b>	<b>22</b>	<b>0</b>	<b>14</b>	<b>0</b>	<b>1</b>	<b>53</b>	<b>6</b>	<b>5</b>	<b>1</b>	<b>0</b>	<b>0</b>	<b>0</b>	<b>0</b>

### KEVIN JOHNSON - NFL POSTSEASON STATISTICS

DATE TEAM	GP	GS	TK	TACKLES							QBH	INTERCEPTIONS					FUMBLES			ST					MISC	
				S	A	TFL	YDS	SK	YDS	YDS		NO	YDS	LG	TD	PD	FF	FR	YDS	TK	S	A	FF	FR	S	A
2015 Texans	1	1	3	2	1	0	0	0.0	0.0	0	0	0	0	0	0	0	0	0	0	0	0	0	0	0	0	0
<b>NFL TOTALS</b>	<b>1</b>	<b>1</b>	<b>3</b>	<b>2</b>	<b>1</b>	<b>0</b>	<b>0</b>	<b>0.0</b>	<b>0.0</b>	<b>0</b>	<b>0</b>	<b>0</b>	<b>0</b>	<b>0</b>	<b>0</b>	<b>0</b>	<b>0</b>	<b>0</b>	<b>0</b>	<b>0</b>	<b>0</b>	<b>0</b>	<b>0</b>	<b>0</b>	<b>0</b>	<b>0</b>

### SINGLE-GAME HIGHS: DEFENSIVE

**Total Tackles** 10 vs. Indianapolis Colts, Oct 16, 2016  
**Passes Defended** 2 at Cincinnati Bengals, Nov 16, 2015  
**Fumble Recoveries** 1 vs. Kansas City Chiefs, Sep 18, 2016  
**Tackles For Loss** 2 vs. Tennessee Titans, Nov 01, 2015

**Interceptions** 1 vs. Tennessee Titans, Nov 01, 2015  
**Interception Return Yards** 22 vs. Tennessee Titans, Nov 01, 2015  
**Special Teams Tackles** 1 vs. Tennessee Titans, Oct 02, 2016  
 ...5 more at 1.

### SINGLE-GAME HIGHS - POSTSEASON: DEFENSIVE

**Total Tackles** 3 vs. Kansas City Chiefs, Jan 09, 2016

### 2018 GAME-BY-GAME REGULAR SEASON STATISTICS (TEXANS)

				TACKLES								INTERCEPTIONS					FUMBLES			ST					MISC					
W	DATE	OPPONENT		TK	S	A	SK	YDS	TFL	YDS	QBH	NO	YDS	LG	TD	PD	FF	FR	YDS	TK	S	A	FF	FR	S	A	W/L	SCORE		
01	09/09	at Patriots	S	4	1	3	0.0	0.0	0	0	0	0	0	0	0	0	0	0	0	0	0	0	0	0	0	0	L	20-27		
02	09/16	at Titans		RESERVE/INJURED																									L	17-20
2018 TOTALS			1-1	4	1	3	0.0	0.0	0	0	0	0	0	0	0	0	0	0	0	0	0	0	0	0	0	0	0-2			





# JERMAINE KELLY JR.

CORNERBACK

6-1 | 204 | SAN JOSE STATE

HOMETOWN: LOS ANGELES, CALIF. | AGE: 23

ROOKIE | 1ST WITH TEXANS | ACQUIRED: 07-'18

CAREER GP/GS: 0/0

TEAMS: HOU 2018



35

**TRANSACTIONS:** Selected by the Houston Texans with the fourth pick of the seventh round (222nd overall) in the 2018 NFL Draft.

## 2018 (Houston 0/0):

- Placed on the Reserve/Injured list on Sept. 3

## CAREER AT SAN JOSE STATE:

- Played two seasons at San Jose (Calif.) State University (2016-17) after transferring from the University of Washington in Seattle, Wash.
- Sat out the 2015 season to fulfill NCAA transfer rules
- Played one season at Washington (2014) after redshirting the 2013 campaign
- Recorded 79 total tackles (68 solo), one interception and 17 passes defended in two seasons with the Spartans

## 2017 (San Jose State):

- Played in 13 games (12 starts)
- Led the team and was third in the Mountain West with 12 passes defended
- Tallied a single-game career-high eight total tackles vs. Fresno State (10/7)
- His 68-yard interception return for a touchdown vs. Utah State (9/23) was the longest interception return of the season by a San Jose State player

## 2016 (San Jose State):

- Played in all 12 games and was a starter the final five games of the season
- Credited with 26 total tackles and a fumble recovery for the season

- Recorded a single-game season-high six total tackles at Boise State (11/4)
- Ranked third on the team with five passes defended

## 2015 (San Jose State):

- Did not see any game action to fulfill NCAA transfer requirements

## 2014 (Washington):

- Started the first two games of the season at cornerback
- Recorded four tackles in the win at Hawai'i (8/30)
- Suffered an injury in practice prior to the Illinois game did not return to game action the remainder of the regular season

## 2013 (Washington):

- Redshirted

## PERSONAL:

- Lettered in football (Coach Roddy Hiatt) and track and field at Salesian High in Los Angeles
- Helped Salesian to a 23-3 overall win-loss record his junior and senior seasons
- Played wide receiver, cornerback and was a kickoff returner during his high school career
- 21 receptions for 456 yards and six touchdowns as a pass receiver, five interceptions as a defensive back and a 59.0 yard average on kickoff returns his senior season
- A first-team All-C.I.F. Southern Section Northeast Division and All-Santa Fe League honoree as a senior
- Named to the *Tacoma News-Tribune* "Top-100"
- Was a sprinter on the track and field team

## 2018 GAME-BY-GAME REGULAR SEASON STATISTICS (TEXANS)

W	DATE	OPPONENT	TACKLES							INTERCEPTIONS					FUMBLES			ST					MISC			SCORE
			TK	S	A	SK	YDS	TFL	YDS	QBH	NO	YDS	LG	TD	PD	FF	FR	YDS	TK	S	A	FF	FR	S	A	W/L
01	09/09	at Patriots									RESERVE/INJURED														L	20-27
02	09/16	at Titans									RESERVE/INJURED														L	17-20
2018 TOTALS			0	0	0	0.0	0.0	0	0	0	0	0	0	0	0	0	0	0	0	0	0	0	0	0	0	0-2



## ANDRE HAL

SAFETY

5-10 | 184 | VANDERBILT

HOMETOWN: PORT ALLEN, LA. | AGE: 26

5TH NFL SEASON | 5TH WITH TEXANS | ACQUIRED: 07A-'14

CAREER GP/GS (POST): 61/38 (3/3)

TEAMS: HOU 2014-18



29

**TRANSACTIONS:** Selected by the Houston Texans with the first pick in the seventh round (216th overall) of the 2014 NFL Draft...Re-signed by the Texans on Sept. 1, 2017.

### 2018 (Houston 0/0):

- Placed on the Reserve/Non-Football Illness list on Sept. 1

### 2017 (Houston 16/16):

- Led the Texans in interceptions (three), tied for first in forced fumbles (two) and set a new single-season career high with 71 total tackles in 16 games
- Also had five passes defended, three tackles for loss and one quarterback hit
- Leads the Texans in interceptions with nine since joining the team in 2014
- Started and recorded six total tackles and one tackle for loss in the season opener vs. Jacksonville (9/10)
- Totaled four tackles, one pass defended and the first forced fumble of his career at New England (9/24)
- Started his fourth consecutive game and made four tackles while posting the second multi-interception game of his career vs. Tennessee (10/1)
- Tallied a career-high nine total tackles and one pass defended vs. Kansas City (10/8)
- Made a combined five total tackles at Seattle (10/29)
- Logged four solo tackles and produced five total vs. Indianapolis (11/5)
- Registered four total tackles and one tackle for loss in his ninth start of the season at the Los Angeles Rams (11/12)
- Totaled four tackles and notched his third interception of the year vs. Arizona (11/19)
- Finished with three total tackles while surpassing 100 career solo tackles at Baltimore (11/27)
- Produced five total tackles and forced his second fumble of the season at Tennessee (12/3)
- Registered three solo tackles and one quarterback hit, the second of his career, vs. San Francisco (12/10)
- Finished with seven total tackles, including a season-high five solo tackles vs. Pittsburgh (12/25)
- Produced four total tackles and one tackle for loss at Indianapolis (12/31)

### 2016 (Houston 15/11, 2/2):

- Completed his second full season as a safety and logged 46 total tackles, two tackles for loss, 1.0 sack and one quarterback hit
- Registered the team's first interception of the year when he

picked off Bears QB Jay Cutler in the third quarter vs. Chicago (9/11)

- Notched interceptions in back-to-back games for the first time in his career, having picked off a pass in the 2015 regular season finale against Jacksonville
- Tallied four total tackles (two solo) and a pass defended vs. Kansas City (9/18)
- Made four total tackles (two solo) at New England (9/22) in Week 3
- Matched a career high with two passes defended and contributed four total tackles (three solo) vs. Tennessee (10/2) in Week 4
- Registered the first sack of his career and matched a season high with four total tackles (two solo) vs. Indianapolis (10/16) in Week 6
- Logged three solo tackles on defense and tied for second on the team with a career-high two special teams tackles vs. Detroit (10/30) in Week 8
- Active but did not play in Week 13 at Green Bay (12/4)
- Tied a career high with two passes defended, including an interception of Colts QB Andrew Luck that he returned 24 yards, at Indianapolis (12/11) in Week 14
- Matched his season high with four total tackles (two solo) vs. Jacksonville (12/18) in Week 15
- Tied his career high with seven total tackles (four solo) vs. Cincinnati (12/24) in Week 16
- Registered six tackles (four solo) and his first career playoff pass defended vs. Oakland (1/7/17) in the AFC Wild Card round
- Picked off Patriots QB Tom Brady in the third quarter for his first career postseason interception and finished second on the team with six tackles (four solo) at New England (1/14/17) in the AFC Divisional round

### 2015 (Houston 16/11, 1/1):

- In his first season at the safety position, played in all 16 games (11 starts) and led the team with four interceptions. Also posted 34 tackles (26 solo), 10 passes defended and one tackle for loss
- His four interceptions tied for the third-highest single-season total by a safety in Texans history
- In his first career start at safety, recorded the first two interceptions of his career, including one returned for a touchdown, at Jacksonville (10/18). Became the second player in Texans history to record at least two interceptions, including one returned for a touchdown (Aaron Glenn, 12/8/02, 2 INTs returned for TDs). Became the first Texans player with two interceptions in a game since CB Kareem Jackson vs. Baltimore (12/21/14)
- Intercepted Jets QB Ryan Fitzpatrick on New York's final offensive possession to seal the game for the Texans (11/22).

## RESERVE / NON-FOOTBALL ILLNESS (NFI) BIOS

- Marked his third interception of the season and of his career
- Finished third on the team with five total tackles and contributed one pass defended at Buffalo (12/6)
- Recorded his first career tackle for loss in the fourth quarter when he brought down Colts RB Frank Gore for a loss of three yards at Indianapolis (12/20). Also added one pass defended in the game
- Led the team with two passes defended at Tennessee (12/27)
- Totaled four tackles (three solo), two passes defended and an interception vs. Jacksonville (1/3/16). Caught his fourth interception of the season, which tied him with Bernard Pollard (four in 2009) for the third-most interceptions by a safety in a season in team history
- Started his first postseason contest in the AFC Wild Card Game vs. Kansas City (1/9/16) and recorded five tackles, including two solo stops

### 2014 (Houston 14/0):

- Played in 14 games, made 18 total tackles and had four passes defended
- Recorded a special teams tackle in his NFL debut vs. Washington (9/7)
- Notched a pass defended at Oakland (9/14)
- Registered his first career tackle, finished with five total tackles and a pass defended at Dallas (10/5) in Week 5
- Made four total tackles at Pittsburgh (10/20) in Week 7

- Recorded a pair of tackles at Tennessee (10/26) in Week 8
- Registered a season-high seven total tackles and two passes defended vs. Philadelphia (11/2) on Week 9
- Inactive in Weeks 14-15

### COLLEGE:

- Played four seasons (2009-13) at Vanderbilt University in Nashville, Tenn.
- Appeared in 50 games and started 29
- Made 133 career total tackles with six interceptions and 37 passes defended
- Two-time second-team All-SEC (2012,13)

### PERSONAL:

- Senior captain and four-year starter at Port Allen (La.) High School
- Named defensive MVP as a senior after notching 53 total tackles and four interceptions
- Earned first team 3A All-State honors after returning five kickoffs for scores
- As a junior, posted five interceptions
- Standout in basketball and track & field and former starter on hoops squad
- Member of 3A state champion 4x200-meter relay foursome that also set state record

### ANDRE HAL - NFL REGULAR SEASON STATISTICS

		TACKLES										INTERCEPTIONS					FUMBLES			ST					MISC		
DATE	TEAM	GP	GS	TK	S	A	TFL	YDS	SK	YDS	QBH	NO	YDS	LG	TD	PD	FF	FR	YDS	TK	S	A	FF	FR	S	A	
2014	Texans	14	0	18	15	3	0	0	0.0	0.0	0	0	0	0	0	4	0	0	0	3	3	0	0	0	0	0	0
2015	Texans	16	11	34	26	8	1	3	0.0	0.0	0	4	54	31t	1	10	0	0	0	2	1	1	0	0	0	0	0
2016	Texans	15	11	46	31	15	2	12	1.0	7.0	1	2	36	24	0	7	0	0	0	2	1	1	0	0	0	0	0
2017	Texans	16	16	71	47	24	3	8	0.0	0.0	1	3	10	7	0	5	2	0	0	0	0	0	0	0	0	0	0
2018	Texans	0	0	0	0	0	0	0	0.0	0.0	0	0	0	0	0	0	0	0	0	0	0	0	0	0	0	0	0
NFL TOTALS		61	38	169	119	50	6	23	1.0	7.0	2	9	100	31t	1	26	2	0	0	7	5	2	0	0	0	0	0

### ANDRE HAL - NFL POSTSEASON STATISTICS

ANDRE HALE - NFL SEASON STATISTICS																													
		TACKLES									INTERCEPTIONS							FUMBLES			ST					MISC			
DATE	TEAM	GP	GS	TK	S	A	TFL	YDS	SK	YDS	QBH	NO	YDS	LG	TD	PD	FF	FR	YDS	TK	S	A	FF	FR		S	A		
2015	Texans	1	1	5	2	3	0	0	0.0	0.0	0	0	0	0	0	0	0	0	0	0	0	0	0	0	0	0	0		
2016	Texans	2	2	12	7	5	0	0	0.0	0.0	0	1	6	6	0	3	0	0	0	0	0	0	0	0	0	0	0		
NFL TOTALS		3	3	17	9	8	0	0	0.0	0.0	0	1	6	6	0	3	0	0	0	0	0	0	0	0	0	0	0		

### SINGLE-GAME HIGHS: DEFENSIVE

**Total Tackles** 9 vs. Kansas City Chiefs, Oct 08, 2017  
**Sacks** 1.0 vs. Indianapolis Colts, Oct 16, 2016  
**Passes Defended** 2 vs. Tennessee Titans, Oct 01, 2017  
 ...6 more at 2.  
**Forced Fumbles** 1 at Tennessee Titans, Dec 03, 2017  
 ...1 more at 1.

**Tackles For Loss** 1 at Indianapolis Colts, Dec 31, 2017  
 ...5 more at 1.  
**Interceptions** 2 vs. Tennessee Titans, Oct 01, 2017  
 ...1 more at 2.  
**Interception Return Yards** 34 at Jacksonville Jaguars, Oct 18, 2015  
**Special Teams Tackles** 2 vs. Detroit Lions, Oct 30, 2016

### SINGLE-GAME HIGHS - POSTSEASON: DEFENSIVE

**Total Tackles** 6 at New England Patriots, Jan 14, 2017  
 ...1 more at 6.  
**Passes Defended** 2 at New England Patriots, Jan 14, 2017

**Interceptions** 1 at New England Patriots, Jan 14, 2017  
**Interception Return Yards** 6 at New England Patriots, Jan 14, 2017

# RESERVE / NON-FOOTBALL ILLNESS (NFI) BIOS

## 2017 GAME-BY-GAME REGULAR SEASON STATISTICS (TEXANS)

W	DATE	OPPONENT	TK	TACKLES					QBH	INTERCEPTIONS					FUMBLES			ST					MISC		W/L	SCORE
				S	A	SK	YDS	TFL		NO	YDS	LG	TD	PD	FF	FR	YDS	TK	S	A	FF	FR	S	A		
01	09/10	JAGUARS	S	6	3	3	0.0	0.0	1	1	0	0	0	0	0	0	0	0	0	0	0	0	0	0	L	7-29
02	09/14	at Bengals	S	2	1	1	0.0	0.0	0	0	0	0	0	0	0	0	0	0	0	0	0	0	0	0	W	13-9
03	09/24	at Patriots	S	4	3	1	0.0	0.0	0	0	0	0	0	1	1	0	0	0	0	0	0	0	0	0	L	33-36
04	10/01	TITANS	S	4	1	3	0.0	0.0	0	2	3	3	0	2	0	0	0	0	0	0	0	0	0	0	W	57-14
05	10/08	CHIEFS	S	9	4	5	0.0	0.0	0	0	0	0	0	1	0	0	0	0	0	0	0	0	0	0	L	34-42
06	10/15	BROWNS	S	2	1	1	0.0	0.0	0	0	0	0	0	0	0	0	0	0	0	0	0	0	0	0	W	33-17
08	10/29	at Seahawks	S	5	3	2	0.0	0.0	0	0	0	0	0	0	0	0	0	0	0	0	0	0	0	0	L	38-41
09	11/05	COLTS	S	5	4	1	0.0	0.0	0	0	0	0	0	0	0	0	0	0	0	0	0	0	0	0	L	14-20
10	11/12	at Rams	S	4	4	0	0.0	0.0	1	5	0	0	0	0	0	0	0	0	0	0	0	0	0	0	L	7-33
11	11/19	CARDINALS	S	4	3	1	0.0	0.0	0	1	7	7	0	1	0	0	0	0	0	0	0	0	0	0	W	31-21
12	11/27	at Ravens	S	3	3	0	0.0	0.0	0	0	0	0	0	0	0	0	0	0	0	0	0	0	0	0	L	16-23
13	12/03	at Titans	S	5	4	1	0.0	0.0	0	0	0	0	0	0	1	0	0	0	0	0	0	0	0	0	L	13-24
14	12/10	49ERS	S	3	3	0	0.0	0.0	0	1	0	0	0	0	0	0	0	0	0	0	0	0	0	0	L	16-26
15	12/17	at Jaguars	S	4	2	2	0.0	0.0	0	0	0	0	0	0	0	0	0	0	0	0	0	0	0	0	L	7-45
16	12/25	STEELERS	S	7	5	2	0.0	0.0	0	0	0	0	0	0	0	0	0	0	0	0	0	0	0	0	L	6-34
17	12/31	at Colts	S	4	3	1	0.0	0.0	1	2	0	0	0	0	0	0	0	0	0	0	0	0	0	0	L	13-22
2017 TOTALS			16-16	71	47	24	0.0	0.0	3	8	1	3	10	7	0	5	2	0	0	0	0	0	0	0	0	4-12

## 2018 GAME-BY-GAME REGULAR SEASON STATISTICS (TEXANS)

			TACKLES							INTERCEPTIONS					FUMBLES			ST					MISC				
W	DATE	OPPONENT	TK	S	A	SK	YDS	TFL	YDS	QBH	NO	YDS	LG	TD	PD	FF	FR	YDS	TK	S	A	FF	FR	S	A	W/L	SCORE
01	09/09	at Patriots	RESERVE/NFILL																					L	20-27		
02	09/16	at Titans	RESERVE/NFILL																					L	17-20		
2018 TOTALS			0	0	0	0.0	0.0	0	0	0	0	0	0	0	0	0	0	0	0	0	0	0	0	0	0	0-2	





# D'ONTA FOREMAN

**RUNNING BACK**

**6-1 | 236 | TEXAS**

**HOMETOWN: TEXAS CITY, TEXAS | AGE: 22**

**2ND NFL SEASON | 2ND WITH TEXANS | ACQUIRED: D3-'17**

**CAREER GP/GS: 10/1**

**TEAMS: HOU 2017-18**



**27**

**TRANSACTIONS:** Selected by the Houston Texans with the 25th pick in the third round (89th overall) of the 2017 NFL Draft.

## 2018 (Houston 0/0):

- Placed on the Reserve/Physically Unable to Perform list on Sept. 1

## 2017 (Houston 10/1):

- Rushed for 327 yards and two touchdowns on 78 carries, adding six receptions for 83 yards in 10 games played as a rookie
- Recorded one carry for four yards in his NFL debut vs. Jacksonville (9/10)
- Carried 12 times for 40 yards and had a nine-yard rush at Cincinnati (9/14)
- Tallied eight rushing attempts for 25 yards and two receptions for 65 yards, totalling a team-high 90 yards of offense at New England (9/24)
- Recorded a career-high 13 rushing attempts for 45 yards with a 16-yard rush vs. Tennessee (10/1)
- Produced 34 rushing yards on four carries, including a 25-yard rush vs. Kansas City (10/8)
- Registered 59 rushing yards, including a career-long 39-yard rush, on 12 carries vs. Cleveland (10/15)
- Recorded a team-high 11 carries for 37 yards vs. Indianapolis (11/5)
- Made the first start of his NFL career and recorded seven rushes for 18 yards at the Los Angeles Rams (11/12)
- Tallied a career-high 65 rushing yards and scored the first two touchdowns of his NFL career vs. Arizona (11/19). Added a career-most three receptions for 15 yards to finish the game with 13 offensive touches for 80 yards and two touchdowns including a 34-yard touchdown run to seal the 31-21 victory late in the fourth quarter
- Placed on the Reserve/Injured list on Nov. 22

## COLLEGE:

- Played three seasons (2014-16) at the University of Texas at Austin
- Played in 28 career games with 10 starts, all coming in 2016
- Rushed for 2,782 yards in his career (ninth-most in school history) and 20 touchdowns
- Posted 15 career 100-yard rushing games, including a school-record 13 straight to end his Longhorns' career
- Was a 2016 consensus All-American, making him the first UT running back to earn those honors since Ricky Williams in 1998
- Also a finalist for the Earl Campbell Tyler Rose Award

- Finished eighth in Heisman Trophy voting in 2016
- Doak Walker Award (2016)
- Earl Campbell Tyler Rose Award (2016)
- First-team All-American by the Associated Press, Sporting News, Football Writers Association of America, American Football Coaches Association, ESPN.com, Sports Illustrated, FOX Sports, CBS Sports, Phil Steele and USA Today (2016)
- Walter Camp Football Foundation second-team All-American (2016)
- Heisman Trophy Candidate (8th - 2016)
- Recipient of the 2016 Doak Walker Award
- Named a consensus first-team All-American in 2016, making him the first UT running back to earn that distinction since Ricky Williams in 1998
- Named a unanimous first-team All-Big 12 selection at running back by both the Big 12 Conference head coaches and the Associated Press in 2016
- His 2,028 rushing yards in 2016 were second-most in school history and among the top 20 for most in a single-season in NCAA history
- Finished eighth in the Big 12 and led the team in rushing yards (681), while ranking seventh in the league in 100-yard games (four) as a sophomore in 2015
- Played in seven games as a reserve running back and on special teams as a freshman in 2014

## PERSONAL:

- Coached by Leland Surovik at Texas City (Texas) High School
- Four-time district honoree
- Rushed for 4,382 yards (8.2 avg.) and 61 touchdowns in his career
- Participated in the 2014 Semper Fidelis All-American Bowl
- Named second-team 4A All-State as a running back by the Associated Press in 2013
- Shared District 24-4A MVP honors with his brother, Armanti, in 2013
- Ranked the No. 67 running back nationally and No. 143 player in Texas by 247Sports
- No. 6 athlete recruit in the state by Dave Campbell's Texas Football
- Rushed for 2,102 yards and 31 TDs on 202 carries (10.4 avg.) as a senior
- Recorded 22 tackles, including 12 tackles for loss and 5.0 sacks, five pressures, one interception and returned kickoffs
- Helped Texas City to a 12-1 record and an appearance in the 4A DII regional playoffs in 2011

## RESERVE / PHYSICALLY UNABLE TO PERFORM (PUP) BIOS

- Tabbed first-team All-District 24-4A as a running back and second-team as a linebacker in 2012
- Rushed 112 times for 1,073 yards (9.6 avg.) and 18 touchdowns

- as a junior
- Twin brother, Armanti, was a wide receiver for the Longhorns
- Member of the Big 12 Commissioner's Honor Roll (fall 2014)

### SINGLE-GAME HIGHS: RUSHING/RECEIVING

<b>Rush Attempts</b>	13 vs. Tennessee Titans, Oct 01, 2017	<b>Longest Receptions</b>	34 at New England Patriots, Sep 24, 2017
<b>Rushing Yards</b>	65 vs. Arizona Cardinals, Nov 19, 2017	<b>All-purpose yards</b>	92 vs. Arizona Cardinals, Nov 19, 2017
<b>Longest Runs</b>	39 vs. Cleveland Browns, Oct 15, 2017	<b>Kickoff Returns</b>	1 vs. Arizona Cardinals, Nov 19, 2017
<b>Rushing TDs</b>	2 vs. Arizona Cardinals, Nov 19, 2017	<b>Kickoff Return Yards</b>	12 vs. Arizona Cardinals, Nov 19, 2017
<b>Receptions</b>	3 vs. Arizona Cardinals, Nov 19, 2017	<b>Longest Kickoff Return</b>	12 vs. Arizona Cardinals, Nov 19, 2017
<b>Receiving Yards</b>	65 at New England Patriots, Sep 24, 2017	<b>Most TDs</b>	2 vs. Arizona Cardinals, Nov 19, 2017

### 2017 GAME-BY-GAME REGULAR SEASON STATISTICS (TEXANS)

W	DATE	OPPONENT	P/S	RUSHING				RECEIVING				TD	W/L	SCORE
				ATT	YDS	LG	TD	NO	YDS	LG				
01	09/10	JAGUARS	P	1	4	4	0	0	0	0	0	0	L	7-29
02	09/14	at Bengals	P	12	40	9	0	0	0	0	0	0	W	13-9
03	09/24	at Patriots	P	8	25	5	0	2	65	34	0	0	L	33-36
04	10/01	TITANS	P	13	45	16	0	0	0	0	0	0	W	57-14
05	10/08	CHIEFS	P	4	34	25	0	1	3	3	0	0	L	34-42
06	10/15	BROWNS	P	12	59	39	0	0	0	0	0	0	W	33-17
08	10/29	at Seahawks	P	0	0	0	0	0	0	0	0	0	L	38-41
09	11/05	COLTS	P	11	37	8	0	0	0	0	0	0	L	14-20
10	11/12	at Rams	S	7	18	6	0	0	0	0	0	0	L	7-33
11	11/19	CARDINALS	P	10	65	34	2	3	15	8	0	0	W	31-21
12	11/27	at Ravens					RESERVE/INJURED					0	L	16-23
13	12/03	at Titans					RESERVE/INJURED					0	L	13-24
14	12/10	49ERS					RESERVE/INJURED					0	L	16-26
15	12/17	at Jaguars					RESERVE/INJURED					0	L	7-45
16	12/25	STEELERS					RESERVE/INJURED					0	L	6-34
17	12/31	at Colts					RESERVE/INJURED					0	L	13-22
2017 TOTALS				10-1	78	327	39	2	6	83	34	0	0	4-12

### 2018 GAME-BY-GAME REGULAR SEASON STATISTICS (TEXANS)

W	DATE	OPPONENT	P/S	RUSHING				RECEIVING				TD	W/L	SCORE
				ATT	YDS	LG	TD	NO	YDS	LG				
01	09/09	at Patriots					RESERVE/PUP					0	L	20-27
02	09/16	at Titans					RESERVE/PUP					0	L	17-20
2018 TOTALS				0-0	0	0	0	0	0	0	0	0	0	0-2





**HOUSTON**  
**TEXANS**



**TEXANS**  
**RECORDS**



# TEXANS RECORDS - LEADERS

## ALL-TIME LEADERS

### RUSHING YARDS

Player	Att	Yds	Avg	Lg	TD
Arian Foster, 2009-15	1,454	6,472	4.5	74t	54
Domanick Williams#, 2003-05	770	3,195	4.2	51	23
<b>Lamar Miller, 2016-18</b>	<b>540</b>	<b>2,127</b>	<b>3.9</b>	<b>45</b>	<b>8</b>
Ben Tate, 2011-13	421	1,992	4.7	60	10
<b>Alfred Blue, 2014-18</b>	<b>535</b>	<b>1,980</b>	<b>3.7</b>	<b>48</b>	<b>7</b>
Steve Slaton, 2008-11	425	1,832	4.3	71t	12
Ron Dayne, 2006-07	345	1,385	4	39	11
David Carr, 2002-06	268	1,235	4.6	36	8
Jonathan Wells, 2002-05	374	1,167	3.1	37	10
Jonathan Grimes, 2012-16	139	613	4.4	37	2

# - Domanick Williams known as Domanick Davis prior to 2006.

### RECEIVING YARDS

Player	Rec	Yds	Avg	Lg	TD
Andre Johnson, 2003-14	1,012	13,597	13.4	77t	64
<b>DeAndre Hopkins, 2013-18</b>	<b>427</b>	<b>6,053</b>	<b>14.2</b>	<b>76t</b>	<b>37</b>
Owen Daniels, 2006-13	385	4,617	12	44	29
Kevin Walter, 2006-12	326	4,083	12.5	61	24
Arian Foster, 2009-15	249	2,268	9.1	78t	14
Jabar Gaffney, 2002-05	171	2,009	11.7	69	7
Corey Bradford, 2002-05	130	1,992	15.3	81	18
Jacoby Jones, 2007-11	127	1,741	13.7	80t	11
Joel Dreessen, 2007-11	105	1,323	12.6	56t	13
Domanick Williams#, 2003-05	154	1,276	8.3	38	5

# - Domanick Williams known as Domanick Davis prior to 2006.

### SCRIMMAGE YARDS (RUSHING & RECEIVING)

Player	Rushing	Receiving	Total
Andre Johnson, 2003-14	54	13,597	13,651
Arian Foster, 2009-15	6,472	2,268	8,740
<b>DeAndre Hopkins, 2013-18</b>	<b>-7</b>	<b>6,053</b>	<b>6,046</b>
Owen Daniels, 2006-13	-	4,617	4,617
Domanick Williams#, 2003-05	3,195	1,276	4,471
Kevin Walter, 2006-12	82	4,083	4,165
<b>Lamar Miller, 2016-18</b>	<b>2,127</b>	<b>528</b>	<b>2,655</b>
Steve Slaton, 2008-11	1,832	811	2,643
<b>Alfred Blue, 2014-18</b>	<b>1,980</b>	<b>316</b>	<b>2,296</b>
Ben Tate, 2011-13	1,992	287	2,279

# - Domanick Williams known as Domanick Davis prior to 2006.

### AII-PURPOSE YARDS

Player	Total	Rush Rec.	PR/KR
Andre Johnson, 2003-14	13,651	54	13,597 -/-
Arian Foster, 2009-15	8,740	6,472	2,268 -/-
<b>DeAndre Hopkins, 2013-18</b>	<b>6,046</b>	<b>-7</b>	<b>6,053 -/-</b>
Jacoby Jones, 2007-11	5,091	40	1,741 1,820/1,490
Owen Daniels, 2006-13	4,617	-	4,617 -/-
Domanick Williams#, 2003-05	4,585	3,195	1,276 24/90
Kevin Walter, 2006-12	4,172	82	4,083 0/7

André Davis, 2007-09	3,598	-	855	0/2,743
Steve Slaton, 2008-11	3,410	1,832	811	0/767
J.J. Moses, 2003-04	3,211	-	-	553/2,658

# - Domanick Williams known as Domanick Davis prior to 2006.

### PASSING (Min. 500 att.)

Player	Att	Comp	Pct	Yds	TD	INT	Lg	Rtg
Matt Schaub, 2007-13	3,020	1,951	64.6	23,221	124	78	80t	90.9
David Carr, 2002-06	2,070	1,243	60	13,391	59	65	81	75.5
Brock Osweiler, 2016	510	301	59.0	2,957	15	16	53	72.2

### PASSING YARDS

Player	Att	Comp	Pct	Yds	TD	INT	Lg	Rtg
Matt Schaub, 2007-13	3,020	1,951	64.6	23,221	124	78	80t	90.9
David Carr, 2002-06	2,070	1,243	60	13,391	59	65	81	75.5
Sage Rosenfels, 2006-08	453	297	65.6	3,380	24	23	61	84.3
Brock Osweiler, 2016	510	301	59	2,957	15	16	53	72.2
Brian Hoyer, 2015	369	224	60.7	2,606	19	7	49	91.4
Ryan Fitzpatrick, 2014	312	197	63.1	2,483	17	8	76t	95.3
Case Keenum, 2013-14	330	182	55.2	2,195	11	8	66	76.8
<b>Deshaun Watson, 2017-18</b>	<b>270</b>	<b>165</b>	<b>61.1</b>	<b>2,185</b>	<b>22</b>	<b>10</b>	<b>72t</b>	<b>98.5</b>
Tom Savage, 2014, 2016-17	315	181	57.5	2,000	5	7	57	72.5
T.J. Yates, 2011-13, 2015, 2017	320	176	55	1,993	10	10	61t	71.3

### SCORING

Player	TD	PAT	FG	2PT	TP
Kris Brown, 2002-09	0	251	172	0	767
Arian Foster, 2009-15	68	0	0	1	410
Andre Johnson, 2003-14	64	0	0	2	388
Neil Rackers, 2010-11	0	82	59	0	259
Randy Bullock, 2013-15	0	69	61	0	252
<b>DeAndre Hopkins, 2013-18</b>	<b>37</b>	<b>0</b>	<b>0</b>	<b>1</b>	<b>224</b>
Nick Novak, 2015-17	0	51	53	0	210
Owen Daniels, 2006-13	29	0	0	0	174
Domanick Williams#, 2003-05	28	0	0	0	168
Kevin Walter, 2006-12	25	0	0	0	150

# - Domanick Williams known as Domanick Davis prior to 2006.

### FIELD GOALS

Player	FGM	FGA	Pct.	Lg
Kris Brown, 2002-09	172	223	77.1	57
Randy Bullock, 2013-15	61	76	80.2	55
Neil Rackers, 2010-11	59	68	86.8	57
Nick Novak, 2015-16	53	62	85.5	53
Shayne Graham, 2012	31	38	81.6	51
<b>Ka'imi Fairbairn, 2017-18</b>	<b>23</b>	<b>29</b>	<b>79.3</b>	<b>55</b>

### PUNTING AVERAGE (Min. 250 punts)

Player	No	Yds	Avg	In20	Lg	Blk
Shane Lechler, 2013-17	430	20,463	47.6	147	71	1
Matt Turk, 2007-11	254	10,735	42.3	88	62	0
Chad Stanley, 2002-06	437	17,908	41	135	62	2

### PUNT RETURN YARDS



# TEXANS RECORDS - LEADERS

Player	No	Yds	Avg	Lg	TD
Jacoby Jones, 2007-11	179	1,820	10.2	79t	3
Keshawn Martin, 2012-15	86	766	8.9	87t	1
J.J. Moses, 2003-04	72	553	7.7	40	0
Tyler Ervin, 2016-18	41	366	8.9	57	0
Will Fuller V, 2016-18	20	300	15	67t	1
Keith Mumphery, 2015-16	36	280	7.8	20	0
Jermaine Lewis, 2002	36	280	7.8	48	0
Avion Black, 2002	14	188	13.4	76t	1
Phillip Buchanon, 2005-06	20	180	9	45	0
Trindon Holliday, 2011-12	17	147	8.6	36	0

## KICKOFF RETURN YARDS

Player	No	Yds	Avg	Lg	TD
André Davis, 2007-09	108	2,743	25.4	104t	3
J.J. Moses, 2003-04	117	2,658	22.7	70	0
Jerome Mathis, 2005-07	72	2,054	28.5	99t	3
Keshawn Martin, 2012-15	68	1,707	25.1	54	0
Jacoby Jones, 2007-11	64	1,490	23.3	95t	1
Dexter Wynn, 2006-07	52	1,193	22.9	39	0
Jermaine Lewis, 2002	46	961	20.9	45	0
Steve Slaton, 2008-11	39	767	19.7	50	0
Danieal Manning, 2011-14	28	659	23.5	46	0
Avion Black, 2002	24	529	22	49	0

## INTERCEPTIONS

Player	No	Yds	Avg	Lg	TD
Johnathan Joseph, 2011-18	14	364	26	82t	3
Kareem Jackson, 2010-18	14	312	22.3	65	3
Dunta Robinson, 2004-09	13	162	12.5	61	1
Marcus Coleman, 2002-05	11	217	19.7	102t	1
Aaron Glenn, 2002-04	11	221	20.1	70t	2
Quintin Demps, 2010-16	9	101	11.2	42	0
Andre Hal, 2014-18	9	100	11.1	31t	1
Brian Cushing, 2009-17	8	50	6.3	20	1
Jason Allen, 2010-11	7	35	5	34	0
A.J. Bouye, 2013-16	6	129	21.5	67	1

## TACKLES

Player	Solo	Assist	Total
Brian Cushing, 2009-17	424	240	664
DeMeco Ryans, 2006-11	479	157	636
Kareem Jackson, 2010-18	406	77	483
Jamie Sharper, 2002-04	300	142	442
J.J. Watt, 2011-18	317	85	402
Dunta Robinson, 2004-09	332	64	396
Morlon Greenwood, 2005-08	289	96	385
Johnathan Joseph, 2011-18	336	46	382
Jay Foreman, 2002-04	255	97	352
Glover Quin, 2009-12	248	62	310

## SACKS

Player	Sacks	Yards
--------	-------	-------

J.J. Watt, 2011-18	76.0	519
Mario Williams, 2006-11	53.0	320.5
Whitney Mercilus, 2012-18	38.5	205.5
Antonio Smith, 2009-13, 2016	27.5	182
Jadeveon Clowney, 2011-18	20.0	155.5
Connor Barwin, 2009-12	19.0	136.5
Kailee Wong, 2002-06	15.0	68.5
Brooks Reed, 2011-14	14.5	83.5
Brian Cushing, 2009-17	13.5	80.5
Jason Babin, 2004-06	13.0	85

## YEAR-BY-YEAR LEADERS

### RUSHING YARDS

Year	Player	Att	Yds	Avg	Long	TD
2002	Jonathan Wells	197	529	2.7	37	3
2003	Domanick Williams	238	1,031	4.3	51	8
2004	Domanick Williams	302	1,188	3.9	44	13
2005	Domanick Williams	230	976	4.2	44	2
2006	Ron Dayne	151	612	4.1	19	5
2007	Ron Dayne	194	773	4	39	6
2008	Steve Slaton	268	1,282	4.8	71t	9
2009	Steve Slaton	131	437	3.3	32t	3
2010	Arian Foster	327	1,616	4.9	74t	16
2011	Arian Foster	278	1,224	4.4	43	10
2012	Arian Foster	351	1,424	4.1	46	15
2013	Ben Tate	181	771	4.3	60	4
2014	Arian Foster	260	1,246	4.8	51	8
2015	Alfred Blue	183	698	3.8	41	2
2016	Lamar Miller	268	1,073	4	45	5
2017	Lamar Miller	238	888	3.7	21	3
2018	Lamar Miller	34	166	4.88	31	0

### RECEIVING YARDS

Year	Player	Rec	Yds	Avg	Long	TD
2002	Corey Bradford	45	697	15.5	81	6
2003	Andre Johnson	66	976	14.8	46t	4
2004	Andre Johnson	79	1,142	14.5	54t	6
2005	Andre Johnson	63	688	10.9	53t	2
2006	Andre Johnson	103	1,147	11.1	53	5
2007	Andre Johnson	60	581	14.2	77t	8
2008	Andre Johnson	115	1,575	13.7	65	8
2009	Andre Johnson	101	1,569	15.5	72t	9
2010	Andre Johnson	86	1,216	14.1	60	8
2011	Owen Daniels	54	677	12.5	34	3
2012	Andre Johnson	112	1,598	14.3	60t	4
2013	Andre Johnson	109	1,407	12.9	62t	5
2014	DeAndre Hopkins	76	1,210	15.9	76t	6
2015	DeAndre Hopkins	111	1,521	13.7	61t	11
2016	DeAndre Hopkins	78	954	12.2	51	4
2017	DeAndre Hopkins	96	1,378	14.4	72t	13
2018	DeAndre Hopkins	14	188	13.4	31	28

### RECEPTIONS

Year	Player	Rec	Yds	Avg	Long	TD
2002	Billy Miller	51	613	12	42	3
2003	Andre Johnson	66	976	14.8	46t	4

# TEXANS RECORDS - LEADERS

2004	Andre Johnson	79	1,142	14.5	54t	6
2005	Andre Johnson	63	688	10.9	53t	2
2006	Andre Johnson	103	1,147	11.1	53	5
2007	Kevin Walter	65	800	12.3	46	4
2008	Andre Johnson	115	1,575	13.7	65	8
2009	Andre Johnson	101	1,569	15.5	72t	9
2010	Andre Johnson	86	1,216	14.1	60	8
2011	Owen Daniels	54	677	12.5	34	3
2012	Andre Johnson	112	1,598	14.3	60t	4
2013	Andre Johnson	109	1,407	12.9	62t	5
2014	Andre Johnson	85	936	11	35	3
2015	DeAndre Hopkins	111	1,521	13.7	61t	11
2016	DeAndre Hopkins	78	954	12.2	51	4
2017	DeAndre Hopkins	96	1,378	14.4	72t	13
2018	DeAndre Hopkins	14	188	13.4	31	1

## SCRIMMAGE YARDS (RUSHING & RECEIVING)

Year	Player	Rushing	Receiving	Total
2002	James Allen	519	302	821
2003	Domanick Williams	1,031	351	1,382
2004	Domanick Williams	1,188	588	1,776
2005	Domanick Williams	976	337	1,313
2006	Andre Johnson	14	1,147	1,161
2007	Ron Dayne	773	112	885
2008	Steve Slaton	1,282	377	1,659
2009	Andre Johnson	10	1,569	1,579
2010	Arian Foster	1,616	604	2,220
2011	Arian Foster	1,224	617	1,841
2012	Arian Foster	1,424	217	1,641
2013	Andre Johnson	0	1,407	1,407
2014	Arian Foster	1,246	327	1,573
2015	DeAndre Hopkins	0	1,521	1,521
2016	Lamar Miller	1,073	188	1,261
2017	DeAndre Hopkins	0	1,378	1,378
2018	DeAndre Hopkins	-7	188	181

## PASSING YARDS

Year	Player	A	C	Pct	Yds	TD	Int	Lg	Rtg
2002	David Carr	444	233	52.5	2,592	9	15	81	62.8
2003	David Carr	295	167	56.6	2,013	9	13	78t	69.5
2004	David Carr	466	285	61.2	3,531	16	14	69	83.5
2005	David Carr	423	256	60.5	2,488	14	11	53t	77.2
2006	David Carr	442	302	68.3	2,767	11	12	53	82.1
2007	Matt Schaub	289	192	66.4	2,241	9	9	77t	87.2
2008	Matt Schaub	380	251	66.1	3,043	15	10	65	92.7
2009	Matt Schaub	583	396	67.9	4,770	29	15	72t	98.6
2010	Matt Schaub	574	365	63.6	4,370	24	12	60	92
2011	Matt Schaub	292	178	61	2,479	15	6	80t	96.8
2012	Matt Schaub	544	350	64.3	4,008	22	12	60t	90.7
2013	Matt Schaub	358	219	61.2	2,310	10	14	46	73
2014	Ryan Fitzpatrick	312	197	63.1	2,483	17	8	76t	95.3
2015	Brian Hoyer	369	224	60.7	2,606	19	7	49	91.4
2016	Brock Osweiler	510	301	59	2,957	15	16	53	72.2
2017	Deshaun Watson	204	126	61.8	1,699	19	8	72t	103
2018	Deshaun Watson	66	39	59.1	486	3	2	39	84.5

## SCORING

Year	Player	TD	PAT	2PT	FG	TP
2002	Kris Brown	-	20/20	-	17/24	71
2003	Kris Brown	-	27/27	-	18/22	81
2004	Kris Brown	-	34/34	-	17/24	85
2005	Kris Brown	-	24/24	-	26/34	102
2006	Kris Brown	-	26/27	-	19/25	83
2007	Kris Brown	-	40/40	-	25/29	115
2008	Kris Brown	-	37/37	-	29/33	124
2009	Kris Brown	-	43/44	-	21/32	106
2010	Neil Rackers	-	43/43	-	27/30	124
2011	Neil Rackers	-	39/40	-	32/38	135
2012	Shayne Graham	-	45/45	-	31/38	138
2013	Randy Bullock	-	26/26	-	26/35	104
2014	Randy Bullock	-	40/40	-	30/35	130
2015	Nick Novak	-	29/31	-	18/21	83
2016	Nick Novak	-	22/25	-	35/41	127
2017	Ka'imi Fairbairn	-	32/35	-	20/25	92
2018	Ka'imi Fairbairn	-	4/4	-	3/4	13

## FIELD GOALS

Year	Player	FGA	FGM	Pct	Long
2002	Kris Brown	24	17	70.8	51
2003	Kris Brown	22	18	81.8	50
2004	Kris Brown	24	17	70.8	50
2005	Kris Brown	34	26	76.5	53
2006	Kris Brown	25	19	76	49
2007	Kris Brown	29	25	86.2	57
2008	Kris Brown	33	29	87.9	53
2009	Kris Brown	32	21	65.6	56
2010	Neil Rackers	30	27	90	57
2011	Neil Rackers	38	32	84.2	54
2012	Shayne Graham	38	31	81.6	51
2013	Randy Bullock	35	26	74.3	51
2014	Randy Bullock	35	30	85.7	55
2015	Nick Novak	21	18	85.7	51
2016	Nick Novak	41	35	85.4	53
2017	Ka'imi Fairbairn	25	20	80	55
2018	Ka'imi Fairbairn	4	3	75.0	42

## PUNTING AVERAGE

Year	Player	No	Yds	Avg	Long	Blk
2002	Chad Stanley	114	4,720	41.4	62	2
2003	Chad Stanley	97	4,028	41.5	58	0
2004	Chad Stanley	73	3,009	41.2	57	0
2005	Chad Stanley	77	2,990	38.8	61	0
2006	Chad Stanley	76	3,161	41.6	62	0
2007	Matt Turk	55	2,296	41.7	59	0
2008	Matt Turk	53	2,240	42.3	59	0
2009	Matt Turk	67	2,866	42.8	62	0
2010	Matt Turk	63	2,650	42.1	60	0
2011	Brett Hartmann	58	2,573	44.4	69	0
2012	Donnie Jones	88	4,150	47.2	66	0
2013	Shane Lechler	88	4,189	47.6	65	0
2014	Shane Lechler	83	3,845	46.3	71	1
2015	Shane Lechler	95	4,497	47.3	64	0
2016	Shane Lechler	72	3,423	47.5	62	0
2017	Shane Lechler	92	4,507	49	68	0
2018	Trevor Daniel	10	394	39.4	53	0

## PUNT RETURN YARDS

# TEXANS RECORDS - LEADERS

Year	Player	No	Yds	Avg	Long	TD
2002	Jermaine Lewis	36	280	7.8	48	0
2003	J.J. Moses	36	244	6.8	40	0
2004	J.J. Moses	36	309	8.6	27	0
2005	Phillip Buchanon	12	101	8.4	37	0
2006	Dexter Wynn	12	139	11.6	58	0
2007	Jacoby Jones	30	286	9.5	74	0
2008	Jacoby Jones	32	386	12.1	73t	2
2009	Jacoby Jones	39	426	10.9	62	0
2010	Jacoby Jones	29	204	7	39	0
2011	Jacoby Jones	49	518	10.6	79t	1
2012	Keshawn Martin	22	267	12.1	71	0
2013	Keshawn Martin	39	345	8.8	87t	1
2014	Keshawn Martin	25	154	6.2	21	0
2015	Keith Mumphyrey	36	280	7.8	20	0
2016	Tyler Ervin	27	261	9.7	57	0
2017	Will Fuller V	9	135	15	49	0
2018	Tyler Ervin	6	45	7.5	11	0

## KICKOFF RETURN YARDS

Year	Player	No	Yds	Avg	Long	TD
2002	Jermaine Lewis	46	961	20.9	45	0
2003	J.J. Moses	58	1,355	23.4	70	0
2004	J.J. Moses	59	1,303	22.1	49	0
2005	Jerome Mathis	54	1,542	28.6	99t	2
2006	Dexter Wynn	30	670	22.3	38	0
2007	André Davis	32	968	30.3	104t	3
2008	André Davis	43	993	23.1	50	0
2009	André Davis	33	782	23.7	63	0
2010	Steve Slaton	39	767	19.7	50	0
2011	Danieal Manning	13	356	27.4	46	0
2012	Keshawn Martin	31	741	23.9	54	0
2013	Keshawn Martin	36	947	26.3	50	0
2014	Danieal Manning	13	267	20.5	41	0
2015	Keith Mumphyrey	14	338	24.1	41	0
2016	Tyler Ervin	14	263	18.8	33	0
2017	Chris Thompson	17	369	21.7	42	0
2018	Tyler Ervin	5	156	31.2	36	0

## INTERCEPTIONS

Year	Player	No	Yds	Avg	Long	TD
2002	Aaron Glenn	5	181	36.2	70t	2
2003	Marcus Coleman	7	95	13.6	41	0
2004	Dunta Robinson	6	146	24.3	61	0
2005	Glenn Earl	2	2	1	2	0
2006	Dunta Robinson	2	9	4.5	9	1
	DeMarcus Faggins	2	0	0	0	0
2007	Fred Bennet	3	47	15.7	33	0
2008	Jacques Reeves	4	108	27	44t	1
2009	Bernard Pollard	4	121	30.3	70t	1
	Brian Cushing	4	26	6.5	20	0
2010	Troy Nolan	3	35	11.7	20	0
	Glover Quin	3	12	4	10	0
	Jason Allen	3	1	0.3	1	0
2011	Johnathan Joseph	4	40	10	29	0
	Jason Allen	4	34	8.5	34	0
2012	Kareem Jackson	4	71	17.8	63t	1
2013	Johnathan Joseph	3	64	21.3	32	0
2014	A.J. Bouye	3	120	40	67	1
	Kareem Jackson	3	97	32.3	65	0

	Jumal Rolle	3	25	8.3	13	0
2015	Andre Hal	4	54	13.5	31t	1
2016	Quintin Demps	6	54	9	19	0
2017	Andre Hal	3	10	3.3	7	0
2018	Tyrann Mathieu	1	0	0	0	0

## TOTAL TACKLES

Year	Player, Pos.	Solo	Assist	Total
2002	Jay Foreman	101	36	137
	Jamie Sharper	95	42	137
2003	Jamie Sharper	107	59	166
2004	Jamie Sharper	98	41	139
2005	Morlon Greenwood	82	30	112
2006	DeMeco Ryans	126	30	156
2007	DeMeco Ryans	98	29	127
2008	DeMeco Ryans	86	26	112
2009	Brian Cushing	86	47	133
2010	Bernard Pollard	82	30	112
2011	Brian Cushing	76	38	114
2012	Glover Quin	64	20	84
2013	Darryl Sharpton	56	31	87
2014	Kendrick Lewis	52	32	84
2015	Brian Cushing	63	47	110
2016	Benardrick McKinney	79	50	129
2017	Benardrick McKinney	62	33	95
2018	Zach Cunningham	8	6	15

## SACKS

Year	Player, Pos.	Sacks	Yards
2002	Jeff Posey	8	77
2003	Jamie Sharper	4	19
2004	Kailee Wong	5.5	29
2005	Shantee Orr	7	40
2006	Jason Babin	5.5	39
2007	Mario Williams	14	82.5
2008	Mario Williams	12	82
2009	Mario Williams	9	52
2010	Mario Williams	8.5	54.5
2011	Connor Barwin	11.5	78.5
2012	J.J. Watt	20.5	138.5
2013	J.J. Watt	10.5	70.5
2014	J.J. Watt	20.5	140
2015	J.J. Watt	17.5	118
2016	Whitney Mercilus	7.5	56.5
2017	Jadeveon Clowney	9.5	67
2018	D.J. Reader	2	10

## SPECIAL TEAMS TACKLES

Year	Player, Pos.	Solo	Assist	Total
2002	Jason Bell	14	2	16
2003	Ramon Walker	13	4	17
2004	Antwan Peek	10	8	18
2005	Ramon Walker	12	6	18
2006	Troy Evans	11	2	13
2007	Jameel Cook	12	1	13
2008	Kevin Bentley	16	7	23
2009	Kevin Bentley	9	11	20
2010	James Casey	10	7	17
2011	Tim Dobbins	9	0	9
2012	Bryan Braman	14	2	16

## TEXANS RECORDS - LEADERS

2013	Justin Tuggle	10	1	11
2014	Jeff Tarpinian	7	5	12
2015	Brian Peters	11	6	17
2016	Don Jones	9	2	11
2017	Kurtis Drummond	8	3	11

2018	Peter Kalambayi	1	0	1
	Brian Peters	0	1	1
	Zach Cunningham	0	1	1



# TEXANS RECORDS - REGULAR SEASON INDIVIDUAL

## TOTAL OFFENSE

### YARDS FROM SCRIMMAGE (RUSHING, RECEIVING)

#### Career

13,651	Andre Johnson, 2003-14
8,740	Arian Foster, 2009-15
6,046	DeAndre Hopkins, 2013-18
4,617	Owen Daniels, 2006-13
4,471	Domanick Williams#, 2003-05

#### Season

2,220	Arian Foster, 2010
1,841	Arian Foster, 2011
1,776	Domanick Williams#, 2004
1,649	Steve Slaton, 2008
1,641	Arian Foster, 2012

#### Season, Rookie

1,659	Steve Slaton, 2008
1,382	Domanick Williams#, 2003
966	Andre Johnson, 2003

# - Domanick Williams known as Domanick Davis prior to 2006.

### COMBINED NET YARDS GAINED (RUSHING, RECEIVING, RETURNS)

#### Most Seasons Leading Team

4	Arian Foster, 2010-12, 2014
3	Domanick Williams#, 2003-05
2	Andre Johnson, 2009, 2013
	Ron Dayne, 2006-07

# - Domanick Williams known as Domanick Davis prior to 2006.

#### Most Consecutive Seasons Leading Team

3	Arian Foster, 2010-12
	Domanick Williams#, 2003-05
2	Ron Dayne, 2006-07

# - Domanick Williams known as Domanick Davis prior to 2006.

#### Career

13,651	Andre Johnson, 2003-14
8,740	Arian Foster, 2009-15
6,046	DeAndre Hopkins, 2013-18
5,004	Jacoby Jones, 2007-11
4,617	Owen Daniels, 2006-13

#### Season

2,220	Arian Foster, 2010
1,841	Arian Foster, 2011
1,776	Domanick Williams#, 2004
1,675	Jerome Mathis, 2005

# - Domanick Williams known as Domanick Davis prior to 2006.

### COMBINED ATTEMPTS (RUSHING, RECEIVING, RETURNS)

#### Career

1,703	Arian Foster, 2009-15
1,035	Andre Johnson, 2003-14

931 Domanick Williams#, 2003-05

562 Steve Slaton, 2008-11

# - Domanick Williams known as Domanick Davis prior to 2006.

#### Season

393	Arian Foster, 2010
391	Arian Foster, 2012
370	Domanick Williams#, 2004
331	Arian Foster, 2011

# - Domanick Williams known as Domanick Davis prior to 2006.

#### Game

273	Andre Johnson vs. Jacksonville, 11/18/12
238	DeAndre Hopkins vs. Tennessee, 11/30/14
	Arian Foster vs. Indianapolis, 9/12/10
234	Arian Foster at Tennessee, 10/23/11
229	Andre Johnson vs. Indianapolis, 11/3/13
224	DeAndre Hopkins at Seattle, 10/29/17

#### Game, Opponent

284	Chris Johnson at Tennessee, 9/20/09
265	Lee Evans vs. Buffalo, 11/19/06
236	Justin Blackmon vs. Jacksonville, 11/18/12
	Lamar Miller at Miami, 10/25/15
223	T.Y. Hilton vs. Indianapolis, 10/9/14

#### Season, Rookie

1,675	Jerome Mathis, 2005
1,659	Steve Slaton, 2008
1,443	Domanick Williams#, 2003
966	Andre Johnson, 2003

# - Domanick Williams known as Domanick Davis prior to 2006.

#### Game

273	Andre Johnson vs. Jacksonville, 11/18/12
266	Jerome Mathis vs. Kansas City, 11/20/05
266	Jerome Mathis vs. Indianapolis, 10/23/05

#### Game, Opponent

284	Chris Johnson at Tennessee, 9/20/09
265	Lee Evans vs. Buffalo, 11/19/06
236	Justin Blackmon vs. Jacksonville, 11/18/12
	Lamar Miller at Miami, 10/25/15

#### Game

39	Arian Foster vs. Tennessee, 11/28/10
38	Domanick Williams# at Indianapolis, 11/14/04
36	Alfred Blue at Cleveland, 11/16/14
	Domanick Williams# at Detroit, 9/19/04
	Domanick Williams# vs. N.Y. Jets, 10/19/03

# - Domanick Williams known as Domanick Davis prior to 2006.

#### Game, Opponent

43	Rudi Johnson at Cincinnati, 11/9/03
36	Larry Johnson vs. Kansas City, 11/20/05
34	Thomas Jones at Tampa Bay, 12/14/03
34	Rashad Jennings at N.Y. Giants, 9/21/14

## RUSHING

# TEXANS RECORDS - REGULAR SEASON INDIVIDUAL

## RUSHING ATTEMPTS

### Most Seasons Leading Team

4	Arian Foster, 2010-12, 14
3	Domanick Williams#, 2003-05
2	Steve Slaton, 2008-09
	Ron Dayne, 2006-07

Lamar Miller, 2016-17

# - Domanick Williams known as Domanick Davis prior to 2006.

### Most Consecutive Seasons Leading Team

4	Arian Foster, 2010-12, 14
3	Domanick Williams#, 2003-05
2	Steve Slaton, 2008-09
	Ron Dayne, 2006-07

Lamar Miller, 2016-17

# - Domanick Williams known as Domanick Davis prior to 2006.

### Career

1,454	Arian Foster, 2009-15
770	Domanick Williams#, 2003-05
540	Lamar Miller, 2016-18
535	Alfred Blue, 2014-18

# - Domanick Williams known as Domanick Davis prior to 2006.

### Season

351	Arian Foster, 2012
327	Arian Foster, 2010
302	Domanick Williams#, 2004
278	Arian Foster, 2011

# - Domanick Williams known as Domanick Davis prior to 2006.

### Season, Rookie

268	Steve Slaton, 2008
238	Domanick Williams#, 2003
197	Jonathan Wells, 2002

# - Domanick Williams known as Domanick Davis prior to 2006.

### Game

36	Alfred Blue at Cleveland, 11/16/14
33	Arian Foster vs. Jacksonville, 10/30/11
33	Arian Foster vs. Indianapolis, 9/12/10

### Game, Rookie

36	Alfred Blue at Cleveland, 11/16/14
27	Domanick Williams# vs. N.Y. Jets, 10/19/03
26	Domanick Williams# at Buffalo, 11/16/03
	Steve Slaton at Green Bay, 12/7/08

# - Domanick Williams known as Domanick Davis prior to 2006.

### Game, Opponent

43	Rudi Johnson, vs. Cincinnati, 11/9/03
36	Larry Johnson, vs. Kansas City, 11/20/05
34	Thomas Jones, at Tampa Bay, 12/14/03
	Rashad Jennings at N.Y. Giants, 9/21/14

## RUSHING YARDS GAINED

### Most Seasons Leading Team

4	Arian Foster, 2010-12, 14
---	---------------------------

3	Domanick Williams#, 2003-05
2	Steve Slaton, 2008-09
	Ron Dayne, 2006-07
	Lamar Miller, 2016-17

# - Domanick Williams known as Domanick Davis prior to 2006.

### Most Consecutive Seasons Leading Team

3	Arian Foster, 2010-12
	Domanick Williams#, 2003-05
2	Steve Slaton, 2008-09
	Ron Dayne, 2006-07

Lamar Miller, 2016-17

# - Domanick Williams known as Domanick Davis prior to 2006.

### Career

6,472	Arian Foster, 2009-15
3,195	Domanick Williams#, 2003-05
2,127	Lamar Miller, 2016-18
1,992	Ben Tate, 2011-13
1,980	Alfred Blue 2014-18

# - Domanick Williams known as Domanick Davis prior to 2006.

### Seasons, 1,000 or More Yards Rushing

4	Arian Foster, 2010-12; 14
2	Domanick Williams#, 2003-04
1	Steve Slaton, 2008
	Lamar Miller, 2016

# - Domanick Williams known as Domanick Davis prior to 2006.

### Consecutive Seasons, 1,000 or More Yards Rushing

3	Arian Foster, 2010-12
2	Domanick Williams#, 2003-04

# - Domanick Williams known as Domanick Davis prior to 2006.

### Season

1,616	Arian Foster, 2010
1,424	Arian Foster, 2012
1,282	Steve Slaton, 2008
1,246	Arian Foster, 2014
1,224	Arian Foster, 2011
1,188	Domanick Williams#, 2004
1,073	Lamar Miller, 2016
1,031	Domanick Williams#, 2003

# - Domanick Williams known as Domanick Davis prior to 2006.

### Season, Rookie

1,282	Steve Slaton, 2008
1,031	Domanick Williams#, 2003
529	Jonathan Wells, 2002
528	Alfred Blue, 2014

# - Domanick Williams known as Domanick Davis prior to 2006.

### Game

231	Arian Foster vs. Indianapolis, 9/12/10
180	Arian Foster vs. Jacksonville, 1/2/11
165	Arian Foster vs. Indianapolis, 12/16/12
158	Arian Foster at Indianapolis, 12/22/11
	Domanick Williams# at Jacksonville, 12/26/04

# TEXANS RECORDS - REGULAR SEASON INDIVIDUAL

# - Domanick Williams known as Domanick Davis prior to 2006.

## Game, Opponent

211	Larry Johnson vs. Kansas City, 11/20/05
197	Chris Johnson at Tennessee, 9/20/09
182	Rudi Johnson at Cincinnati, 11/9/03

## Game, Rookie

156	Alfred Blue at Cleveland, 11/16/14
	Steve Slaton at Indianapolis, 11/16/08
129	Domanick Williams# vs. N.Y. Jets, 10/19/03

# - Domanick Williams known as Domanick Davis prior to 2006.

## Games, 100 or More Yards Rushing

32	Arian Foster, 2009-15
11	Domanick Williams#, 2003-05
6	Ben Tate, 2011-13
5	Alfred Blue, 2014-18
	Steve Slaton, 2008-09

# - Domanick Williams known as Domanick Davis prior to 2006.

## Consecutive Games, 100 or More Yards

4	Arian Foster, 10/5/14-10/26/14
3	Arian Foster, 10/23/11-11/6/11
	Steve Slaton, 12/1/08-12/14/08

## Longest Run From Scrimmage

81t	Justin Forsett at Detroit, 11/22/12
74t	Arian Foster at Oakland, 10/3/10
71t	Steve Slaton at Indianapolis, 11/16/08
60	Ben Tate vs. Tennessee, 9/15/13
56	Arian Foster vs. Jacksonville, 1/2/11

## Longest Run From Scrimmage, Opponent

91t	Chris Johnson at Tennessee, 9/20/09
85t	Lamar Miller at Miami, 10/25/15
80t	Rashad Jennings vs. Oakland, 11/17/13
76	Fred Taylor at Jacksonville, 10/14/07

## Career (750 attempts)

4.54	Arian Foster, 2009-15
4.15	Domanick Williams#, 2003-05

# - Domanick Williams known as Domanick Davis prior to 2006.

## Season (100 attempts)

5.38	Ben Tate, 2011 (175-942)
4.94	Arian Foster, 2010 (327-1,616)
4.79	Arian Foster, 2014 (260-1,246)
4.78	Steve Slaton, 2008 (268-1,282)
4.48	Arian Foster, 2013 (121-542)

## Game (10 attempts)

11.14	Steve Slaton at Indianapolis, 11/16/08 (14-156)
9.58	Ben Tate vs. Cleveland, 11/6/11 (12-115)
8.6	Darius Walker vs. Jacksonville, 12/30/07 (10-86)
8.06	Domanick Williams# vs. Tennessee, 11/28/04 (16-129)
7.82	Arian Foster at Oakland, 10/3/10 (17-133)

# - Domanick Williams known as Domanick Davis prior to 2006.

## RUSHING TOUCHDOWNS

Seasons Leading Team

4	Arian Foster, 2010-12, 14
2	Jonathan Wells, 2002, 2005
	Domanick Williams#, 2003-04
	Ron Dayne, 2006-07
	Lamar Miller, 2016-17

# - Domanick Williams known as Domanick Davis prior to 2006.

## Consecutive Seasons Leading Team

3	Arian Foster, 2010-12
2	Domanick Williams#, 2003-04
	Ron Dayne, 2006-07
	Lamar Miller, 2016-17

# - Domanick Williams known as Domanick Davis prior to 2006.

## Career

54	Arian Foster, 2009-15
23	Domanick Williams#, 2003-05
12	Steve Slaton, 2008-10

# - Domanick Williams known as Domanick Davis prior to 2006.

## Season

16	Arian Foster, 2010
15	Arian Foster, 2012
13	Domanick Williams#, 2004
10	Arian Foster, 2011
9	Steve Slaton, 2008

# - Domanick Williams known as Domanick Davis prior to 2006.

## Game

3	Ben Tate vs. New England, 12/1/13
3	Arian Foster vs. Indianapolis, 9/12/10
3	Ryan Moats at Buffalo, 11/1/09

## Game, Rookie

2	7x - last: D'Onta Foreman vs. Arizona, 11/19/2017
---	---------------------------------------------------

## Game, Opponent

4	Shaun Alexander at Seattle, 10/16/05
3	Devonta Freeman at Atlanta, 10/4/15
	Maurice Jones-Drew vs. Jacksonville, 9/27/09
	Willie Parker vs. Pittsburgh, 9/7/08
	LaBrandon Toefield vs. Jacksonville, 12/24/05

## Consecutive Games WITH A Rushing Touchdown

6	Arian Foster, 10/23/11 – 12/4/11
	Domanick Williams#, 11/28/04 – 1/2/05
5	Arian Foster, 9/30/12 – 11/4/12
	Arian Foster, 10/17/10 – 11/21/10
4	Arian Foster, 12/18/11 – 9/16/12

# - Domanick Williams known as Domanick Davis prior to 2006.

## PASSING

## PASSING

## Seasons Leading Team

7	Matt Schaub, 2007-13
5	David Carr, 2002-06

## Consecutive Seasons Leading Team

# TEXANS RECORDS - REGULAR SEASON INDIVIDUAL

7	Matt Schaub, 2007-13
5	David Carr, 2002-06

## PASSER RATING

### Career (1,500 attempts)

90.9	Matt Schaub, 2007-13
75.5	David Carr, 2002-06

### Season (204 attempts)

103.0	Deshaun Watson, 2017
98.6	Matt Schaub, 2009
96.8	Matt Schaub, 2011
95.3	Ryan Fitzpatrick, 2014
92.7	Matt Schaub, 2008

### Season, rookie (204 attempts)

103.0	Deshaun Watson, 2017
62.8	David Carr, 2002

### Game (20 attempts)

147.7	Matt Schaub at Tennessee, 10/23/11
147.5	Ryan Fitzpatrick vs. Tennessee, 11/30/14
144	Matt Schaub vs. Cincinnati, 10/26/08
140.2	David Carr at Indianapolis, 9/17/06
129.7	Matt Schaub vs. Jacksonville, 1/2/11

### Game, Opponent (20 attempts)

146.8	Steve McNair at Tennessee, 10/12/03
146.8	Jon Kitna vs. Cincinnati, 11/3/02
146.2	Tom Brady at New England, 9/24/17
143.8	Blake Bortles at Jacksonville, 12/17/17
139.8	Ben Roethlisberger vs. Pittsburgh, 9/18/05

## PASSING ATTEMPTS

### Seasons Leading Team

7	Matt Schaub, 2007-13
5	David Carr, 2002-06

### Consecutive Seasons Leading Team

7	Matt Schaub, 2007-13
5	David Carr, 2002-06

### Career

3,020	Matt Schaub, 2007-13
2,070	David Carr, 2002-06
453	Sage Rosenfels, 2006-08

### Season

583	Matt Schaub, 2009
574	Matt Schaub, 2010
544	Matt Schaub, 2012
510	Brock Osweiler, 2016
466	David Carr, 2004

### Season, Rookie

444	David Carr, 2002
204	Deshaun Watson, 2017
134	T.J. Yates, 2011
40	Dave Ragone, 2003

### Game

62	Matt Schaub vs. Baltimore, 12/13/10
58	Ryan Mallett at Carolina, 9/20/15
55	Matt Schaub vs. Jacksonville, 11/18/12
54	Matt Schaub at Tennessee, 12/19/10
	David Carr at N.Y. Jets, 11/26/06
52	Matt Schaub at Washington, 9/19/10
50	Matt Schaub at Arizona, 10/11/09

### Game, Opponent

61	Matthew Stafford at Detroit, 11/22/12
57	Peyton Manning vs. Indianapolis, 9/12/10
	Tommy Maddox at Pittsburgh, 12/8/02
55	Chad Henne at Miami, 12/27/09
53	Blake Bortles at Jacksonville, 10/18/15
52	Peyton Manning at Denver, 9/23/12
51	Peyton Manning vs. Denver, 12/22/13

## PASS COMPLETIONS

### Seasons Leading Team

7	Matt Schaub, 2007-13
5	David Carr, 2002-06

### Consecutive Seasons Leading Team

7	Matt Schaub, 2007-13
5	David Carr, 2002-06

### Career

1,951	Matt Schaub, 2007-13
1,243	David Carr, 2002-06
301	Brock Osweiler, 2016
297	Sage Rosenfels, 2006-08

### Season

396	Matt Schaub, 2009
365	Matt Schaub, 2010
350	Matt Schaub, 2012

### Season, Rookie

233	David Carr, 2002
126	Deshaun Watson, 2017
82	T.J. Yates, 2011
20	Dave Ragone, 2003

### Game

43	Matt Schaub vs. Jacksonville, 11/18/12
39	David Carr at N.Y. Jets, 11/26/06
38	Matt Schaub at Washington, 9/19/10
35	Matt Schaub at Tennessee, 12/19/10
	Matt Schaub at Arizona, 10/11/09

### Game, Opponent

40	Peyton Manning vs. Indianapolis, 9/12/10
36	Daunte Culpepper vs. Minnesota, 10/10/04
34	Peyton Manning at Indianapolis, 11/8/09
33	Drew Brees vs. New Orleans, 11/18/07
	Brett Favre vs. Green Bay 11/21/04

### Consecutive Completions

*22	David Carr vs. Buffalo, 11/19/06
17	Matt Schaub vs. Jacksonville, 11/18/12



# TEXANS RECORDS - REGULAR SEASON INDIVIDUAL

16	Matt Schaub vs. Indianapolis (14), 9/23/07; at Atlanta (2), 9/30/07
13	David Carr at Indianapolis (9), 9/17/06; vs. Washington (4), 9/24/06
	Ryan Fitzpatrick vs. Washington (5), 9/7/14; at Oakland (8), 9/14/14

\*Tied NFL record at the time

## Consecutive Completions, Opponent

\*22 Mark Brunell vs. Washington, 9/24/06

\*Tied NFL record at the time

## PASSING COMPLETION PERCENTAGE

### Seasons Leading Team

6	Matt Schaub, 2007, 2009-13
5	David Carr, 2002-06

### Consecutive Seasons Leading Team

5	Matt Schaub, 2009-13
5	David Carr, 2002-06

### Career (1,500 attempts)

64.6	Matt Schaub, 2007-13
60	David Carr, 2002-06

### Season (224 attempts)

68.3	David Carr, 2006
67.9	Matt Schaub, 2009
66.4	Matt Schaub, 2007
66.1	Matt Schaub, 2008
64.3	Matt Schaub, 2012

### Game (20 attempts)

85.7	Matt Schaub vs. Cincinnati, 10/26/08
84.6	David Carr at Indianapolis, 9/17/06
83.9	Matt Schaub vs. Detroit, 10/19/08
83.3	David Carr vs. Buffalo, 11/19/06
81.8	Matt Schaub vs. Indianapolis, 9/23/07
81.8	Matt Schaub vs. Jacksonville, 1/2/11

## PASSING YARDS GAINED

### Seasons Leading Team

7	Matt Schaub, 2007-13
5	David Carr, 2002-06

### Consecutive Seasons Leading Team

7	Matt Schaub, 2007-13
5	David Carr, 2002-06

### Career

23,221	Matt Schaub, 2007-13
13,391	David Carr, 2002-06
3,380	Sage Rosenfels, 2006-08

### Seasons, 4,000 or More Yards Passing

3	Matt Schaub, 2009-10, 12
---	--------------------------

### Seasons, 3,000 or More Yards Passing

4	Matt Schaub, 2008-12
1	David Carr, 2004

### Season

4,770	Matt Schaub, 2009
-------	-------------------

4,370 Matt Schaub, 2010

4,008 Matt Schaub, 2012

3,531 David Carr, 2004

### Season, Rookie

2,592 David Carr, 2002

1,699 Deshaun Watson, 2017

949 T.J. Yates, 2011

135 Dave Ragone, 2003

### Game

527 Matt Schaub vs. Jacksonville, 11/18/12 (OT)

497 Matt Schaub at Washington, 9/19/10 (OT)

416 Matt Schaub vs. Oakland, 10/9/11

414 Matt Schaub at Green Bay, 12/7/08

402 Deshaun Watson at Seattle, 10/29/17

### Game, Opponent

452 Russell Wilson at Seattle, 10/29/17

441 Matthew Stafford at Detroit, 11/22/12 (OT)

433 Peyton Manning vs. Indianapolis, 9/12/10

426 Donovan McNabb at Washington, 9/19/10

### Games, 300 or More Yards Passing, Season

9 Matt Schaub, 2009

7 Matt Schaub, 2010

4 Matt Schaub, 2008

### Games, 300 or More Yards Passing, Career

27 Matt Schaub, 2007-13

4 David Carr, 2002-06

3 Deshaun Watson, 2017-18

1 Tom Savage, 2014, 16-17

1 Brian Hoyer, 2015

1 Case Keenum, 2013

1 T. J. Yates, 2011

1 Ryan Fitzpatrick, 2014

### Longest Pass Completion

81 David Carr to Corey Bradford vs. Buffalo, 10/13/02

80 Matt Schaub to Jacoby Jones at Tampa Bay, 11/13/11 (TD)

78 Matt Schaub to Arian Foster at Tampa Bay, 11/13/11 (TD)

78 Matt Schaub to Arian Foster at Tennessee, 10/23/11 (TD)

78 David Carr to Corey Bradford at Miami, 9/7/03

77 Matt Schaub to Andre Johnson vs. Kansas City, 9/9/07 (TD)

## PASSING AVERAGE GAIN

### Seasons Leading Team (224 attempts/season)

7 Matt Schaub, 2007-13

5 David Carr, 2002-06

### Consecutive Seasons Leading Team

7 Matt Schaub, 2007-13

5 David Carr, 2002-06

### Average Gain, Career (1,500 attempts)

7.69 Matt Schaub, 2007-13

6.47 David Carr, 2002-06

### Average Gain, Season (204 attempts)

8.49 Matt Schaub, 2011

# TEXANS RECORDS - REGULAR SEASON INDIVIDUAL

8.33	Deshaun Watson, 2017
8.18	Matt Schaub, 2009
8	Matt Schaub, 2008
7.96	Ryan Fitzpatrick, 2014
<b>Average Gain, Season, rookie (204 attempts)</b>	
8.33	Deshaun Watson, 2017
5.84	David Carr, 2002
<b>Average Gain, Game (20 attempts)</b>	
13.4	Deshaun Watson vs. Seattle, 10/29/17
12.87	Matt Schaub at Tennessee, 10/23/11
11.77	Tom Savage at Tennessee, 12/3/17
11.5	Matt Schaub vs. Jacksonville, 1/2/11
10.85	Ryan Fitzpatrick vs. Tennessee, 11/30/14
<b>Average Gain, Game, Opponent (20 attempts)</b>	
15.59	Steve McNair at Tennessee, 10/12/03
12.83	Philip Rivers vs. San Diego, 11/7/10
12.1	Ben Roethlisberger vs. Pittsburgh, 9/18/05
11.85	Peyton Manning at Indianapolis, 11/14/04
11.36	Chad Pennington vs. Miami, 10/12/08

## PASSING TOUCHDOWNS

<b>Seasons Leading Team</b>	
6	Matt Schaub, 2008-13
5	David Carr, 2002-06
<b>Consecutive Seasons Leading Team</b>	
6	Matt Schaub, 2008-13
5	David Carr, 2002-06
<b>Career</b>	
124	Matt Schaub, 2007-13
59	David Carr, 2002-06
24	Sage Rosenfels, 2006-08
20	Deshaun Watson, 2017-18
19	Brian Hoyer, 2015
<b>Season</b>	
29	Matt Schaub, 2009
24	Matt Schaub, 2010
22	Matt Schaub, 2012
19	Deshaun Watson, 2017
	Brian Hoyer, 2015
<b>Rookie, Season</b>	
19	Deshaun Watson, 2017
9	David Carr, 2002
3	T.J. Yates, 2011
<b>Game</b>	
6	Ryan Fitzpatrick vs. Tennessee, 11/30/14
5	Matt Schaub vs. Jacksonville, 11/18/12
	Deshaun Watson vs. Kansas City, 10/8/17
4	Deshaun Watson at Seattle, 10/29/17
	Deshaun Watson vs. Tennessee, 10/1/17
	Matt Schaub at Denver, 9/23/12
	Matt Schaub at Cincinnati, 10/18/09
	Matt Schaub at Tennessee, 9/20/09

	Sage Rosenfels vs. Tennessee, 10/21/07
<b>Game, Opponent</b>	
6	Aaron Rodgers vs. Green Bay, 10/14/12
5	Daunte Culpepper vs. Minnesota, 10/10/04
	Peyton Manning at Indianapolis, 11/14/04
	Tom Brady at New England, 9/24/17
<b>Games, Four or More Touchdown Passes, Career</b>	
4	Matt Schaub, 2007-12
3	Deshaun Watson, 2017
1	Ryan Fitzpatrick, 2014
1	Sage Rosenfels, 2006-08
<b>Games, Four or More Touchdown Passes, Season</b>	
3	Deshaun Watson, 2017
2	Matt Schaub, 2012
	Matt Schaub, 2009
1	Ryan Fitzpatrick, 2014
	Sage Rosenfels, 2007
<b>Consecutive Games, Touchdown Passes</b>	
16	Matt Schaub, 11/14/10 – 10/30/11
12	Matt Schaub, 11/8/09 – 10/3/10
	Sage Rosenfels, 10/14/07 – 11/9/08
8	David Carr, 9/18/05 – 11/13/05
6	Matt Schaub, 10/21/12 – 12/2/12
	Matt Schaub, 9/20/09 – 10/25/09
	David Carr, 9/19/04 – 10/31/04

## PASSES HAD INTERCEPTED

<b>Career</b>	
78	Matt Schaub, 2007-13
65	David Carr, 2002-06
23	Sage Rosenfels, 2006-08
<b>Season</b>	
16	Brock Osweiler, 2016
15	Matt Schaub, 2009
	David Carr, 2002
14	Matt Schaub, 2013
	David Carr, 2004
<b>Game</b>	
4	Sage Rosenfels vs. Baltimore, 11/9/08
	David Carr at New England, 12/17/06
<b>Game, Opponent</b>	
4	David Garrard at Jacksonville, 11/12/06
	Steve McNair at Tennessee, 10/17/04
<b>Consecutive Passes without an interception</b>	
110	Matt Schaub, 11/14/10 – 12/2/10
105	Case Keenum, 10/20/13 – 11/17/13
104	Matt Schaub, 11/06/11 – 9/23/12
99	Matt Schaub, 12/10/12 – 12/30/12
	David Carr, 12/24/05 – 9/17/06
	David Carr, 10/17/04 – 11/14/04
<b>Attempts, No Interceptions, Game</b>	
44	Tom Savage vs. Indianapolis, 11/5/17

# TEXANS RECORDS - REGULAR SEASON INDIVIDUAL

43	Case Keenum at Arizona, 11/10/13
42	David Carr vs. Minnesota, 10/10/04
41	David Carr at Denver, 11/7/04
40	Matt Schaub at St. Louis, 12/20/09
	Matt Schaub at Jacksonville, 9/28/08
	Matt Schaub at Atlanta, 9/30/07
<b>Attempts, No Interceptions, Game, Opponent</b>	
57	Peyton Manning vs. Indianapolis, 9/12/10
52	Peyton Manning at Denver, 9/23/12
51	Peyton Manning vs. Denver, 12/22/13
50	Daunte Culpepper vs. Minnesota, 10/10/04
46	Peyton Manning vs. Indianapolis, 11/16/08

## LOWEST INTERCEPTION PERCENTAGE

### Seasons Leading Team

6	Matt Schaub, 2007-12
5	David Carr, 2002-06

### Career (1,500 attempts)

2.6	Matt Schaub, 2007-13
3.1	David Carr, 2002-06

### Season (224 attempts)

1.9	Brian Hoyer, 2015
2.05	Matt Schaub, 2011
2.09	Matt Schaub, 2010
2.21	Matt Schaub, 2012
2.37	Case Keenum, 2013

### Season, Rookie (204 attempts)

3.38	David Carr, 2002
3.92	Deshaun Watson, 2017

## TIMES SACKED

### Career

249	David Carr, 2002-06
160	Matt Schaub, 2007-13
36	T.J. Yates, 2011-13, 2015, 2017
27	Tom Savage, 2014-17
	Brock Osweiler, 2016

### Season

*76	David Carr, 2002
68	David Carr, 2005
49	David Carr, 2004

\* NFL record

### Game

9	David Carr at San Diego, 9/15/03
8	David Carr at Cleveland, 10/20/02
	David Carr vs. Pittsburgh, 9/18/05
7	David Carr vs. Tennessee, 10/9/05
	David Carr at Cincinnati, 10/2/05
	David Carr at Philadelphia, 9/29/02

### Game, Opponent

8	Blake Bortles vs. Jacksonville, 1/3/16
6	Jake Locker at Tennessee, 12/2/12

6	Blaine Gabbert at Jacksonville, 11/27/11
6	Tommy Maddox at Pittsburgh, 12/8/02

## RECEIVING

### RECEPTIONS

#### Seasons Leading Team

10	Andre Johnson, 2003-06, 08-10, 12-14
3	DeAndre Hopkins, 2015-17

#### Consecutive Seasons Leading Team

4	Andre Johnson, 2003-06
3	Andre Johnson, 2008-10
	Andre Johnson, 2012-14
	DeAndre Hopkins, 2015-17

#### Career

1,012	Andre Johnson, 2003-14
427	DeAndre Hopkins, 2013-18
385	Owen Daniels, 2006-13
326	Kevin Walter, 2006-12

#### Seasons, 50 or More Pass Receptions

11	Andre Johnson, 2003-10, 2012-14
5	DeAndre Hopkins, 2013-18
4	Kevin Walter, 2007-10
	Owen Daniels, 2007-08, 2011-12
2	Arian Foster, 2010-11

#### Season

115	Andre Johnson, 2008
112	Andre Johnson, 2012
111	DeAndre Hopkins, 2015
109	Andre Johnson, 2013
103	Andre Johnson, 2006

#### Season, Rookie

66	Andre Johnson, 2003
52	DeAndre Hopkins, 2013
50	Steve Slaton, 2008
47	Domanick Williams#, 2003
	Will Fuller V, 2016

#### Game

14	Andre Johnson vs. Jacksonville, 11/18/12 (OT)
13	Andre Johnson at Jacksonville, 12/5/13
12	6x - last: Andre Johnson at San Diego, 9/9/13

#### Game, Opponent

14	Dallas Clark at Indianapolis, 11/8/09
12	4x - last: A.J. Green vs. Cincinnati, 11/23/14

#### Consecutive Games Played, Pass Reception

133	Andre Johnson, 11/6/05 – 12/21/14
88	Owen Daniels, 12/10/06 – 10/6/13
79	DeAndre Hopkins, 9/9/13 – 12/25/17
37	Arian Foster, 1/3/10 – 10/21/12
35	Andre Johnson, 9/7/03 – 10/2/05

# TEXANS RECORDS - REGULAR SEASON INDIVIDUAL

35 Kevin Walter, 9/7/08 – 10/10/10

## RECEIVING YARDS GAINED

### Seasons Leading Team

10	Andre Johnson, 2003-10, 12-13
4	DeAndre Hopkins, 2014-17
1	Owen Daniels, 2011
	Corey Bradford, 2002

### Consecutive Seasons Leading Team

8	Andre Johnson, 2003-10
4	DeAndre Hopkins, 2014-17

### Career

13,597	Andre Johnson, 2003-14
6,053	DeAndre Hopkins, 2013-18
4,617	Owen Daniels, 2006-13
4,083	Kevin Walter, 2006-12
2,268	Arian Foster, 2009-15

### Seasons, 1,000 or More Yards

7	Andre Johnson – 2004, 2006, 2008-10, 2012-13
2	DeAndre Hopkins – 2014-15

### Season

1,598	Andre Johnson, 2012
1,575	Andre Johnson, 2008
1,569	Andre Johnson, 2009
1,521	DeAndre Hopkins, 2015
1,407	Andre Johnson, 2013

### Season, Rookie

976	Andre Johnson, 2003
802	DeAndre Hopkins, 2013
635	Will Fuller V, 2016
483	Jabar Gaffney, 2002
377	Steve Slaton, 2008

### Game

273	Andre Johnson vs. Jacksonville, 11/18/12 (OT)
238	DeAndre Hopkins vs. Tennessee, 11/30/14
229	Andre Johnson vs. Indianapolis, 11/3/13
224	DeAndre Hopkins at Seattle, 10/29/17
207	Andre Johnson vs. Tennessee, 12/14/08
196	Andre Johnson at St. Louis, 12/20/09
193	Andre Johnson vs. Seattle, 12/13/09

### Game, Opponent

265	Lee Evans vs. Buffalo, 11/19/06
236	Justin Blackmon vs. Jacksonville, 11/18/12 (OT)
223	T.Y. Hilton vs. Indianapolis, 10/9/14
186	Keelan Cole at Jacksonville, 12/17/17
177	Derrick Mason at Tennessee, 10/12/03

### Games, 100 or More Yards, Career

51	Andre Johnson, 2003-14
18	DeAndre Hopkins, 2013-17
4	Owen Daniels, 2006-12
3	Will Fuller V, 2016-17
	Arian Foster, 2009-15

Corey Bradford, 2002-05

Kevin Walter, 2006-12

### Games, 100 or More Yards, Season

8	Andre Johnson, 2008
6	DeAndre Hopkins, 2015
	Andre Johnson, 2009, 2010, 2012, 2013
5	DeAndre Hopkins, 2017
4	DeAndre Hopkins, 2014

### Consecutive Games, 100 or More Yards

4	Andre Johnson, 10/5/08 - 10/26/08
	DeAndre Hopkins, 9/27/15 - 10/18/15
3	Andre Johnson, 9/9/07 - 11/18/07
2	10 times, last by Will Fuller V, 9/11/16 - 9/18/16

### Longest Reception

81	Corey Bradford from David Carr vs. Buffalo, 10/13/02
80	Jacoby Jones from Matt Schaub at Tampa Bay, 11/13/11 (TD)
78	Arian Foster from Matt Schaub at Tampa Bay, 11/13/11 (TD)
	Arian Foster from Matt Schaub at Tennessee, 10/23/11 (TD)
	Corey Bradford from David Carr at Miami, 9/7/03 (TD)
76	DeAndre Hopkins from Ryan Fitzpatrick vs. Washington, 9/7/14 (TD)

### Longest Reception, Opponent

96	Calvin Johnson vs. Detroit, 10/19/08 (TD)
94	Robert Woods at Los Angeles, 11/12/17 (TD)
84	Troy Edwards vs. Jacksonville, 10/28/03 (TD)
83	Lee Evans vs. Buffalo, 11/19/06 (TD)
81	Justin Blackmon vs. Jacksonville, 11/18/12 (TD)

## RECEIVING AVERAGE

### Average Gain, Career (200 receptions)

14.2	DeAndre Hopkins, 2013-18
13.4	Andre Johnson, 2003-14
12.5	Kevin Walter, 2006-12
12.0	Owen Daniels, 2006-13

### Average Gain, Season (32 receptions)

17.7	André Davis, 2007
15.9	DeAndre Hopkins, 2014
15.5	Andre Johnson, 2009
15.5	Corey Bradford, 2002
15.4	DeAndre Hopkins, 2013

### Average Gain, Game (MIN. 3 receptions)

30.5	Andre Johnson at Buffalo, 11/16/03 (4-122)
28.7	Andre Johnson at Detroit, 9/19/04 (3-86)
28.0	DeAndre Hopkins at Seattle, 10/29/17 (8-224)
27.3	Jabar Gaffney at Chicago, 12/19/04 (4-109)
26.5	Joel Dreessen at N.Y. Jets, 11/21/10 (4-106)

## RECEIVING TOUCHDOWNS

### Seasons Leading Team

8	Andre Johnson, 2003-04, 2006-10, 2013
3	DeAndre Hopkins, 2015-17



# TEXANS RECORDS - REGULAR SEASON INDIVIDUAL

Corey Bradford, 2002-03, 2005

## Consecutive Seasons Leading Team

5 Andre Johnson, 2006-10

3 DeAndre Hopkins, 2015-17

## Career

64 Andre Johnson, 2003-14

37 DeAndre Hopkins, 2013-18

29 Owen Daniels, 2006-13

24 Kevin Walter, 2006-12

18 Corey Bradford, 2002-05

## Season

13 DeAndre Hopkins, 2017

11 DeAndre Hopkins, 2015

9 Andre Johnson, 2009

8 Andre Johnson, 2010

Andre Johnson, 2008

Kevin Walter, 2008

Andre Johnson, 2007

## Season, Rookie

5 Owen Daniels, 2006

4 Andre Johnson, 2003

## Game

3 DeAndre Hopkins vs. Kansas City, 10/8/17

Andre Johnson vs. Indianapolis, 11/3/13

## Game, Rookie

2 Jaelen Strong vs. Indianapolis, 10/8/15

Owen Daniels at Tennessee, 10/29/06

Andre Johnson vs. Kansas City, 9/21/03

## Game, Opponent

3 T.Y. Hilton vs. Indianapolis, 11/3/13

Jordy Nelson vs. Green Bay, 10/14/12

Vernon Davis vs. San Francisco, 10/25/09

Steve Smith at Carolina, 9/16/07

Terrell Owens at Dallas, 10/15/06

Derrick Mason at Tennessee, 10/12/03

## Consecutive Games, Touchdowns

5 DeAndre Hopkins, 10/1/17 - 11/5/17

4 Will Fuller V, 10/1/17 - 10/29/17

Arian Foster, 10/20/14 - 11/30/14

Andre Johnson, 12/13/10 - 9/18/11

Andre Johnson, 12/2/07 - 12/23/07

## PUNTING

### PUNTING

## Seasons Leading Team

5 Shane Lechler, 2013-17

Chad Stanley, 2002-06

4 Matt Turk, 2007-10

## Consecutive Seasons Leading Team

5 Shane Lechler, 2013-17

Chad Stanley, 2002-06

4 Matt Turk, 2007-10

## PUNTS

## Career

444 Chad Stanley, 2002-06

430 Shane Lechler, 2013-17

254 Matt Turk, 2007-11

88 Donnie Jones, 2012

## Season

114 Chad Stanley, 2002

97 Chad Stanley, 2003

95 Shane Lechler, 2015

92 Shane Lechler, 2017

88 Shane Lechler, 2013

Donnie Jones, 2012

## Game

11 Shane Lechler at Jacksonville, 12/17/17

Chad Stanley at Indianapolis, 12/1/02

10 Donnie Jones at Tennessee, 12/2/12

Brett Hartmann at Jacksonville, 11/27/11

Chad Stanley at Jacksonville, 12/7/03

Chad Stanley at Pittsburgh, 12/8/02

Chad Stanley at San Diego, 9/15/02

Chad Stanley vs. Dallas, 9/8/02

## Game, Opponent

11 Marquette King vs. Oakland, 11/17/13

10 Darren Bennett at San Diego, 9/15/02

9 6 times, last Colton Schmidt vs. Buffalo, 9/28/14

## Longest Punt

71 Shane Lechler vs. Indianapolis, 10/9/14

69 Brett Hartmann at Miami, 9/18/11

66 Donnie Jones at Denver, 9/23/12

Brett Hartmann vs. Atlanta, 12/4/11

65 Shane Lechler at Oakland, 9/14/14

Shane Lechler at Arizona, 11/10/13

Donnie Jones vs. Minnesota, 12/23/12

## Longest Punt, Opponent

75 Mat McBriar at Dallas, 10/15/06

74 Sam Koch vs. Baltimore, 11/9/08

70 Brett Kern at Tennessee, 12/2/12

Brandon Fields vs. Miami, 9/18/11

## PUNT AVERAGE

## Career (250 punts)

47.6 Shane Lechler, 2013-17

42.3 Matt Turk, 2007-11

41.0 Chad Stanley, 2002-06

## Season (40 punts)

49.0 Shane Lechler, 2017

47.6 Shane Lechler, 2013

47.5 Shane Lechler, 2016

## TEXANS RECORDS - REGULAR SEASON INDIVIDUAL

47.3	Shane Lechler, 2015
47.2	Donnie Jones, 2012
46.3	Shane Lechler, 2014

### Game (4 punts)

58.9	Shane Lechler at Arizona, 11/10/13 (7 punts)
54.5	Shane Lechler vs. Indianapolis, 10/9/14 (4 punts)
54.2	Donnie Jones at Denver, 9/23/12 (5 punts)
53.0	Shane Lechler at Seattle, 10/29/17 (5 punts)
52.8	Brett Hartmann vs. Atlanta, 12/4/11 (5 punts)

### Game, Opponent (4 punts)

56.8	Shane Lechler at Oakland, 12/3/06 (4 punts)
	Mat McBriar at Dallas, 10/15/06 (4 punts)
53.9	Brett Nortman at Carolina, 9/20/15 (7 punts)
53.4	Shane Lechler vs. Oakland, 10/4/09 (8 punts)
52.8	Mike Scifres at San Diego, 10/28/07 (5 punts)
52.2	Bryan Anger at Jacksonville, 9/16/12 (9 punts)

### PUNTS HAD BLOCKED

### Consecutive Punts, None Blocked

327	Chad Stanley, 2002-06
324	Shane Lechler, 2014-17 (current)
254	Matt Turk, 2007-11
99	Shane Lechler, 2013-14

### Punts Had Blocked, Career

2	Chad Stanley, 2002-06
1	Shane Lechler, 2013-15

### Punts Had Blocked, Season

2	Chad Stanley, 2002
1	Shane Lechler, 2014

### PUNTS INSIDE THE 20

### Career

147	Shane Lechler, 2013-17
135	Chad Stanley, 2002-06
88	Matt Turk, 2007-11

### Season

36	Chad Stanley, 2002
36	Chad Stanley, 2003
34	Shane Lechler, 2013
32	Shane Lechler, 2017

### Game

6	Chad Stanley vs. Dallas, 9/8/02
5	Shane Lechler vs. Indianapolis, 11/5/17
	Shane Lechler vs. Tennessee, 9/15/13
	Donnie Jones at Tennessee, 12/2/12
	Chad Stanley at San Francisco, 1/1/06

### Game, Opponent

6	Brett Kern at Tennessee, 12/29/13
	Andy Lee vs. Arizona, 11/19/17
5	Sam Koch vs. Baltimore, 12/13/10
	Mike Scifres at San Diego, 10/28/07
	Craig Hentrich vs. Tennessee, 12/10/06

# TEXANS RECORDS - REGULAR SEASON INDIVIDUAL

## PUNT RETURNS

### PUNT RETURNS

#### Seasons Leading Team

5	Jacoby Jones, 2007-11
3	Keshawn Martin, 2012-14
2	J.J. Moses, 2003-04

#### Career

179	Jacoby Jones, 2007-11
86	Keshawn Martin, 2012-15
72	J.J. Moses, 2003-04

#### Season

49	Jacoby Jones, 2011
39	Jacoby Jones, 2009
39	Keshawn Martin, 2013
36	Keith Mumphery, 2015
	J.J. Moses, 2003, 04
	Jermaine Lewis, 2002

#### Season, Rookie

36	Keith Mumphery, 2015
30	Jacoby Jones, 2007
27	Tyler Ervin, 2016
22	Keshawn Martin, 2012
12	Jerome Mathis, 2005

#### Game

7	Keshawn Martin vs. Oakland, 11/17/13
	Jacoby Jones at Jacksonville, 11/27/11
	Jacoby Jones vs. Oakland, 10/4/09
6	Trindon Holliday at Jacksonville, 9/16/12
	Keith Mumphery at Carolina, 9/20/15

#### Game, Opponent

6	Patrick Peterson at Arizona, 11/10/13
	Marcus Sherels vs. Minnesota, 12/23/12
	Darius Reynaud at Tennessee, 12/2/12
	David Allen at Jacksonville, 12/7/03
	Antwaan Randle El at Pittsburgh, 12/8/02
	Troy Walters at Indianapolis, 12/1/02

### FAIR CATCHES

#### Career

60	Jacoby Jones, 2007-11
55	Keshawn Martin, 2012-14
28	Tyler Ervin, 2016-18
20	J.J. Moses, 2003-04

#### Season

24	Keshawn Martin, 2014
21	Keshawn Martin, 2013
17	Jacoby Jones, 2008
	Jermaine Lewis, 2002

15	Jacoby Jones, 2010
----	--------------------

#### Game

4	Keshawn Martin vs. Indianapolis, 10/9/14
	Keshawn Martin at Tennessee, 12/29/13
	Dexter Wynn vs. Buffalo, 11/19/06
	Jermaine Lewis vs. Dallas, 9/8/02

#### Game, Opponent

5	Dante Hall vs. Kansas City, 9/21/03
4	7 times, last by Ace Sanders vs. Jacksonville, 11/24/2013

### PUNT RETURN YARDS GAINED

#### Seasons Leading Team

5	Jacoby Jones, 2007-11
3	Keshawn Martin, 2012-14
2	J.J. Moses, 2003-04

#### Career

1,820	Jacoby Jones, 2007-11
766	Keshawn Martin, 2012-15
553	J.J. Moses, 2003-04

#### Season

518	Jacoby Jones, 2011
427	Jacoby Jones, 2009
386	Jacoby Jones, 2008

#### Season, Rookie

286	Jacoby Jones, 2007
280	Keith Mumphery, 2015
267	Keshawn Martin, 2012
261	Tyler Ervin, 2016

#### Game

125	Keshawn Martin vs. Oakland, 11/17/13
100	Jacoby Jones at Arizona, 10/11/09
92	Avion Black vs. Baltimore, 12/15/02
91	Jacoby Jones at Jacksonville, 11/27/11
	Jacoby Jones vs. Indianapolis, 9/11/11

#### Game, Opponent

93	Tandon Doss at Baltimore, 9/22/13
81	DeAnthony Thomas vs. Kansas City, 9/13/15
80	Johnnie Lee Higgins at Oakland, 12/21/08
	Adam Jones at Tennessee, 12/11/05
76	Marcus Thigpen vs. Miami, 9/9/12

#### Longest Punt Return

87	Keshawn Martin vs. Oakland, 11/17/13
79t	Jacoby Jones vs. Indianapolis, 9/11/11
76	Avion Black vs. Baltimore, 12/15/02
74	Jacoby Jones vs. Indianapolis, 9/23/07
73t	Jacoby Jones vs. Cincinnati, 10/26/08

### PUNT RETURN AVERAGE

#### Career (75 returns)

10.2	Jacoby Jones, 2007-11
8.9	Keshawn Martin, 2012-14

#### Season (20 returns)

# TEXANS RECORDS - REGULAR SEASON INDIVIDUAL

12.14	Keshawn Martin, 2012
12.06	Jacoby Jones, 2008
10.92	Jacoby Jones, 2009
9.67	Tyler Ervin, 2016
<b>Season, rookie (20 returns)</b>	
12.1	Keshawn Martin, 2012
9.7	Tyler Ervin, 2016
<b>Game (3 returns)</b>	
30.7	Avion Black vs. Baltimore, 12/15/02
30.3	Jacoby Jones vs. Indianapolis, 9/11/11
21.8	Jacoby Jones vs. Miami, 10/12/08
20.0	Jacoby Jones at Arizona, 10/11/09
<b>Game, Opponent (3 returns)</b>	
26.7	Adam Jones at Tennessee, 12/11/05
22.3	Griff Whalen at Indianapolis, 12/16/13
19.7	Adam Jones at Tennessee, 10/29/06

## PUNT RETURN TOUCHDOWNS

<b>Career</b>	
3	Jacoby Jones, 2007-11
1	Keshawn Martin, 2012-15
	Avion Black, 2002
	Will Fuller V, 2016-2017
<b>Season</b>	
2	Jacoby Jones, 2008
1	Keshawn Martin, 2013
	Jacoby Jones, 2011
	Avion Black, 2002
	Will Fuller V, 2016
<b>Game</b>	
1	Will Fuller V vs. Tennessee, 10/2/16 (67 yards)
	Keshawn Martin vs. Oakland, 11/17/13 (87)
	Jacoby Jones vs. Indianapolis, 9/11/11 (79)
	Jacoby Jones vs. Cincinnati, 10/26/08 (73)
	Jacoby Jones vs. Miami, 10/12/08 (70)
	Avion Black vs. Baltimore, 12/15/02 (76)
<b>Game, Opponent</b>	
1	Tyreek Hill vs. Kansas City, 10/8/17 (82 yards)
	Tandon Doss at Baltimore, 9/22/13 (82)
	Marcus Thigpen vs. Miami, 9/9/12 (72)
	Johnnie Lee Higgins at Oakland, 12/21/08 (80)
	Adam Jones at Tennessee, 10/29/06 (53)
	Adam Jones at Tennessee, 12/11/05 (52)
	Dante Hall vs. Kansas City, 9/21/03 (73)

## KICKOFF RETURNS

### KICKOFF RETURNS

<b>Seasons Leading Team</b>	
3	André Davis, 2007-09
2	Keshawn Martin, 2012-13

	J.J. Moses, 2003-04
<b>Career</b>	
117	J.J. Moses, 2003-04
108	André Davis, 2007-09
72	Jerome Mathis, 2005-07
68	Keshawn Martin, 2012-15
<b>Season</b>	
59	J.J. Moses, 2004
58	J.J. Moses, 2003
54	Jerome Mathis, 2005
<b>Season, Rookie</b>	
54	Jerome Mathis, 2005
31	Keshawn Martin, 2012
20	Vernand Morency, 2005
<b>Game</b>	
8	Dexter Wynn at New England, 12/17/06
7	10x - last: Jacoby Jones at Indianapolis, 11/1/2010
<b>Game, Opponent</b>	
7	Devin Moore vs. Indianapolis, 9/12/10
	Reggie Swinton vs. Arizona, 12/18/05
	Doug Gabriel vs. Oakland, 10/3/04

## KICKOFF RETURN YARDS

<b>Seasons Leading Team</b>	
3	André Davis, 2007-09
2	Keshawn Martin, 2012-13
	J.J. Moses, 2003-04
	Danieal Manning, 2011, 2014
<b>Career</b>	
2,743	André Davis, 2007-09
2,658	J.J. Moses, 2003-04
2,054	Jerome Mathis, 2005-07
1,707	Keshawn Martin, 2012-15
<b>Season</b>	
1,542	Jerome Mathis, 2005
1,355	J.J. Moses, 2003
1,303	J.J. Moses, 2004
<b>Season, Rookie</b>	
1,542	Jerome Mathis, 2005
741	Keshawn Martin, 2012
437	Vernand Morency, 2005
<b>Game</b>	
266	Jerome Mathis vs. Kansas City, 11/20/05
266	Jerome Mathis vs. Indianapolis, 10/23/05
234	André Davis vs. Jacksonville, 12/30/07
233	Jerome Mathis vs. Indianapolis, 9/23/07
186	J.J. Moses at Cincinnati, 11/9/03
<b>Game, Opponent</b>	
233	David Reed vs. Baltimore, 12/13/10
199	Doug Gabriel vs. Oakland, 10/3/04
196	Jacoby Jones vs. Baltimore, 10/21/12
187	Danieal Manning vs. Chicago, 12/28/08



# TEXANS RECORDS - REGULAR SEASON INDIVIDUAL

176 Ted Ginn Jr. vs. Miami, 10/7/07

## Longest, Game (All TDs)

104 André Davis vs. Jacksonville, 12/30/07  
99 Jerome Mathis vs. Kansas City, 11/20/05  
97 André Davis vs. Jacksonville, 12/30/07  
97 André Davis vs. Tampa Bay, 12/9/07  
95 Jacoby Jones vs. Oakland, 10/4/09

## Longest, Game, Opponent (ALL TDS)

103 David Reed vs. Baltimore, 12/13/10  
101 Deji Karim at Indianapolis, 12/30/12  
100 Joe McKnight at N.Y. Jets, 10/8/12  
99 Eddie Drummond at Detroit, 9/19/04  
95 André Davis at Cleveland, 10/20/02

## KICKOFF RETURN AVERAGE

### Career (75 returns)

25.4 André Davis, 2007-09  
22.7 J.J. Moses, 2003-04

### Season (20 returns)

30.3 André Davis, 2007  
28.6 Jerome Mathis, 2005  
26.6 Jacoby Jones, 2009

### Season, Rookie (20 returns)

28.6 Jerome Mathis, 2005  
23.1 Keshawn Martin, 2012

### Game (3 returns)

46.8 André Davis vs. Jacksonville, 12/30/07  
38.0 Jerome Mathis vs. Kansas City, 11/20/05  
38.0 Jerome Mathis vs. Indianapolis, 10/23/05  
37.0 Jerome Mathis at Oakland, 12/3/06

### Game, Opponent (3 returns)

53.0 Deji Karim at Indianapolis, 12/30/12  
42.0 André Davis at Cleveland, 10/20/02  
39.3 Eddie Drummond at Detroit, 9/19/04  
38.8 David Reed vs. Baltimore, 12/13/10

## KICKOFF RETURN TOUCHDOWNS

### Career

3 André Davis, 2007  
Jerome Mathis, 2005-07  
1 Jacoby Jones, 2007-11

### Season

3 André Davis, 2007  
2 Jerome Mathis, 2005  
1 Jacoby Jones, 2009  
Jerome Mathis, 2007

### Rookie, Season

2 Jerome Mathis, 2005

### Game

\*2 André Davis vs. Jacksonville, 12/30/07 (104 and 97 yards)  
1 Jacoby Jones vs. Oakland, 10/4/09 (95)  
André Davis vs. Tampa Bay, 12/9/07 (97)

Jerome Mathis vs. Indianapolis, 9/23/07 (94)

Jerome Mathis vs. Kansas City, 11/20/05 (99)

Jerome Mathis vs. Indianapolis, 10/23/05 (89)

\* Tied NFL record

### Game, Opponent

1 Deji Karim at Indianapolis, 12/30/12 (101 yards)  
Joe McKnight at N.Y. Jets, 10/8/12 (100)  
David Reed vs. Baltimore, 12/13/10 (103)  
Ellis Hobbs at New England, 12/17/06 (93)  
Eddie Drummond at Detroit, 9/19/04 (99)  
André Davis at Cleveland, 10/20/02 (95)

## BLOCKED KICKS

## BLOCKED PUNTS

### Career

2 Bryan Braman, 2011-13  
Ramon Walker, 2002-05  
1 Alfred Blue, 2014-18  
Antwan Peek, 2003-05  
Jimmy McClain, 2002

### Season

2 Bryan Braman, 2012  
1 Ramon Walker, 2005  
Antwan Peek, 2004  
Ramon Walker, 2003  
Jimmy McClain, 2002  
Alfred Blue, 2014

### Game

1 Alfred Blue vs. Washington, 9/7/14  
Bryan Braman vs. Indianapolis, 12/16/12  
Bryan Braman vs. Green Bay, 10/14/12  
Ramon Walker at San Francisco, 1/1/06  
Antwan Peek at Denver, 11/7/04  
Ramon Walker vs. New England, 11/23/03  
Jimmy McClain at Washington, 12/22/02

### Game, Opponent

1 Demontre Moore at N.Y. Giants, 9/21/14  
Randy Starks vs. Tennessee, 11/28/04  
Rocky Boiman vs. Tennessee, 12/29/02  
Eric Westmoreland at Jacksonville, 10/27/02

## BLOCKED PUNT RETURNS

### Career

1 Alfred Blue, 2014-18  
DeVier Posey, 2012-14  
Bryan Braman, 2011-13  
Jonathan Wells, 2002-05  
Kevin Williams, 2002

### Season

# TEXANS RECORDS - REGULAR SEASON INDIVIDUAL

1	Alfred Blue, 2014
	DeVier Posey, 2012
	Bryan Braman, 2012
	Jonathan Wells, 2002
	Kevin Williams, 2002

## Game

1	Alfred Blue vs. Washington, 9/7/14 for TD
	Bryan Braman vs. Indianapolis, 12/16/12 for TD
	DeVier Posey vs. Green Bay, 10/14/12 for TD
	Jonathan Wells at Denver, 11/7/04
	Kevin Williams at Washington, 12/22/02 for TD

## SPECIAL TEAMS TOUCHDOWNS

### SPECIAL TEAMS TOUCHDOWNS

## Career

4	Jacoby Jones, 2007-11
3	André Davis, 2007-09
	Jerome Mathis, 2005-07

## Season

3	André Davis, 2007
2	Jerome Mathis, 2005
	Jacoby Jones, 2008

## Game

*2	André Davis vs. Jacksonville, 12/30/07 (104 yards KR and 97 KR)
1	Will Fuller V vs. Tennessee, 10/2/16 (67 PR)
	Alfred Blue vs. Washington, 9/7/14 (5 BP)
	Keshawn Martin vs. Oakland, 11/17/13 (87 PR)
	Bryan Braman vs. Indianapolis, 12/16/12 (8 BP)
	Devier Posey vs. Green Bay, 10/14/12 (0 BP)
	Jacoby Jones vs. Indianapolis, 9/11/11 (79 PR)
	Jacoby Jones vs. Oakland, 10/4/09 (95 KR)
	Jacoby Jones vs. Cincinnati, 10/26/08 (73 PR)
	Jacoby Jones vs. Miami, 10/12/08 (70 PR)
	André Davis vs. Tampa Bay, 12/9/07 (97 KR)
	Jerome Mathis vs. Indianapolis, 9/23/07 (94 KR)
	Jerome Mathis vs. Kansas City, 11/20/05 (99 KR)
	Jerome Mathis vs. Indianapolis, 10/23/05 (89 KR)
	Kevin Williams at Washington, 12/22/02 (0 BP)
	Avion Black vs. Baltimore, 12/15/02 (76 PR)

\* Tied NFL record

## INTERCEPTIONS

### INTERCEPTIONS

## Seasons Leading Team

2	Dunta Robinson, 2004, 2006 (tied)
	Kareem Jackson, 2012, 2014 (tied)

## Career

14	Johnathan Joseph, 2011-18
	Kareem Jackson, 2010-18
13	Dunta Robinson, 2004-08
11	Marcus Coleman, 2002-05
	Aaron Glenn, 2002-04
	Andre Hal, 2014-17
9	Quintin Demps, 2010-16
8	Brian Cushing, 2009-17
7	Jason Allen, 2010-11
6	A.J. Bouye, 2013-16

## Season

7	Marcus Coleman, 2003
6	Dunta Robinson, 2004
	Quintin Demps, 2016
5	Aaron Glenn, 2004
	Aaron Glenn, 2002

## Season, Rookie

6	Dunta Robinson, 2004
4	Brian Cushing, 2009
3	Fred Bennett, 2007
2	Kareem Jackson, 2010

## Game

3	Glover Quin vs. Tennessee, 11/28/10
2	11x - last: Johnathan Joseph vs. Cleveland, 10/15/2017

## Game, Opponent

2	14x - last: Mike Adams vs. Indianapolis, 10/8/2015
---	----------------------------------------------------

## Consecutive Games With An Interception

2	14x - last: Johnathan Joseph, 11/23/14-11/30/2014
---	---------------------------------------------------

## INTERCEPTION YARDS

## Seasons Leading Team

3	Johnathan Joseph, 2012-13, 2017
1	13 times, last by Quintin Demps, 2016

## Gained, Career

364	Johnathan Joseph, 2011-18
312	Kareem Jackson, 2010-18
221	Aaron Glenn, 2002-04
217	Marcus Coleman, 2002-05
162	Dunta Robinson, 2004-09

## Season

181	Aaron Glenn, 2002
146	Dunta Robinson, 2004
121	Bernard Pollard, 2009
120	A.J. Bouye, 2014
116	Marcus Coleman, 2004

## Season, Rookie

146	Dunta Robinson, 2004
47	Fred Bennett, 2007
28	Dylan Cole, 2017
26	Brian Cushing, 2009

## Game

# TEXANS RECORDS - REGULAR SEASON INDIVIDUAL

135	Aaron Glenn at Pittsburgh, 12/8/02
102	Marcus Coleman at Kansas City, 9/28/04
95	Marlon McCree vs. Tennessee, 12/21/03

## Game, Opponent

102	Artrell Hawkins vs. Cincinnati, 11/3/02
99	Cortland Finnegan vs. Tennessee, 9/21/08
98	Alec Ogletree vs. St. Louis, 10/13/13

## Longest Return

102t	Marcus Coleman at Kansas City, 9/26/04
95t	Marlon McCree vs. Tennessee, 12/21/03
86	Brice McCain at N.Y. Jets, 10/8/12
82t	Johnathan Joseph vs. Cleveland, 10/15/17
80t	J.J. Watt vs. Buffalo Bills, 9/28/14

## LONGEST RETURN, Opponent (ALL TDS)

102	Artrell Hawkins vs. Cincinnati, 11/3/02
99	Cortland Finnegan vs. Tennessee, 9/21/08
98	Alec Ogletree vs. St. Louis, 10/13/13
91	Darius Butler vs. New England, 1/3/10

## INTERCEPTIONS RETURNED FOR TOUCHDOWN

### Interceptions Returned For Touchdowns Career

3	Kareem Jackson, 2010-18
	Johnathan Joseph, 2011-18
2	Aaron Glenn, 2002-04
1	Dylan Cole, 2017-18
	Andre Hal, 2015-18
	J.J. Watt, 2011-18
	A.J. Bouye, 2013-16
	Brian Cushing, 2009-2016
	Kendrick Lewis, 2014
	Danieal Manning, 2011-14
	Brice McCain, 2009-13
	Bernard Pollard, 2009
	Dunta Robinson, 2004-08
	DeMarcus Faggins, 2002-08
	Jacques Reeves, 2008
	Marcus Coleman, 2002-05
	Marlon McCree, 2003-04

### Season

2	Aaron Glenn, 2002
1	18x - last: Dylan Cole, 2017

### Game

2	Aaron Glenn vs. Pittsburgh, 12/8/02
---	-------------------------------------

## PASS DEFENSE

### PASSES DEFENSED

### Seasons Leading Team

4	Johnathan Joseph, 2011; 2013-15
3	Dunta Robinson, 2004-06

2	Marcus Coleman, 2002-03
	Glover Quin, 2009-10

### Career

93	Johnathan Joseph, 2011-18
73	Kareem Jackson, 2010-18
63	Dunta Robinson, 2004-09
56	Marcus Coleman, 2002-05
47	J.J. Watt, 2011-18
	Glover Quin, 2009-12

### Season

22	Marcus Coleman, 2003
	Marcus Coleman, 2002
	Johnathan Joseph, 2015
19	Jacques Reeves, 2008
	Dunta Robinson, 2004
18	Aaron Glenn, 2002
17	Kareem Jackson, 2012

### Game

6	Aaron Glenn vs. Dallas, 9/8/02
5	4x - last: Johnathan Joseph vs. Tampa Bay, 9/27/15

## TACKLES AND SACKS

### TOTAL TACKLES

### Career

664	Brian Cushing, 2009-17
636	DeMeco Ryans, 2006-11
483	Kareem Jackson, 2010-18
442	Jamie Sharper, 2002-04
402	J.J. Watt, 2011-18

### Season

166	Jamie Sharper, 2003
156	DeMeco Ryans, 2006
139	Jamie Sharper, 2004
137	Jay Foreman, 2002
	Jamie Sharper, 2002

### Game

17	Brian Cushing at N.Y. Giants, 9/21/14
	Jamie Sharper at Tampa Bay, 12/14/03
	Jamie Sharper at Cincinnati, 11/9/03
16	Jay Foreman vs. New England, 11/23/03
	Benardrick McKinney at New England, 9/22/16

### SOLO TACKLES

### Solo Tackles, Career

479	DeMeco Ryans, 2006-11
424	Brian Cushing, 2009-16
406	Kareem Jackson, 2010-18
335	Johnathan Joseph, 2011-18
332	Dunta Robinson, 2004-09

# TEXANS RECORDS - REGULAR SEASON INDIVIDUAL

## Solo Tackles, Season

126	DeMeco Ryans, 2006
107	Jamie Sharper, 2003
101	Jay Foreman, 2003
	Jay Foreman, 2002

## Solo Tackles, Game

14	DeMeco Ryans at Oakland, 12/3/06
	Jay Foreman vs. New England, 11/23/03
13	Glover Quin at Jacksonville, 11/14/10
	Xavier Adibi at Indianapolis, 11/16/08
	DeMeco Ryans at N.Y. Jets, 11/26/06

## SACKS

## Seasons Leading Team

4	J.J. Watt, 2012-15
4	Mario Williams, 2007-10
1	8x - last: Jadeveon Clowney, 2017

## Career

76.0	J.J. Watt, 2011-18
53.0	Mario Williams, 2006-11
38.5	Whitney Mercilus, 2012-18
27.5	Antonio Smith, 2009-13, 2016
20.0	Jadeveon Clowney, 2014-18

## Season

20.5	J.J. Watt, 2014
	J.J. Watt, 2012
17.5	J.J. Watt, 2015
14	Mario Williams, 2007
12	Mario Williams, 2008
	Whitney Mercilus, 2015
11.5	Connor Barwin, 2011

## FUMBLES

## FUMBLES

## FUMBLES LOST

## Career

22	David Carr, 2002-06
14	Matt Schaub, 2007-13
11	Arian Foster, 2009-15
9	Tom Savage, 2014-17
8	Domanick Williams#, 2003-05
7	Andre Johnson, 2003-14
	Steve Slaton, 2008-10

## Season

21	David Carr, 2002
17	David Carr, 2005
16	David Carr, 2006
10	Matt Schaub, 2008

David Carr, 2004

## Game

3	8x - last: Sage Rosenfels vs. Indianapolis, 10/5/2008
---	-------------------------------------------------------

## FUMBLES FORCED

## Career

16	J.J. Watt, 2011-18
11	Mario Williams, 2006-11
9	Brian Cushing, 2009-17
7	Whitney Mercilus, 2012-2018
	Antonio Smith, 2009-13
6	Dunta Robinson, 2004-09
	DeMeco Ryans, 2006-11
	Jamie Sharper, 2002-04

## Season

4	J.J. Watt, 2014
	J.J. Watt, 2013
	J.J. Watt, 2012
	Bernard Pollard, 2010
	Mario Williams, 2008
	Shantee Orr, 2005

## Game

2	Johnathan Joseph at Oakland, 9/14/14
	J.J. Watt at Arizona, 11/10/13
	Brian Cushing at Indianapolis, 12/22/11
	Brian Cushing at Cincinnati, 10/18/09
	Shantee Orr vs. Jacksonville, 12/24/05
	Eric Brown vs. Indianapolis, 12/28/03
	Jamie Sharper at Buffalo, 11/16/03

## OWN FUMBLES RECOVERED

## Career

28	David Carr, 2002-06
11	Matt Schaub, 2007-13
6	Chester Pitts, 2002-09
4	Ryan Fitzpatrick, 2014
	Duane Brown, 2008-14
	Arian Foster, 2009-14
	Andre Johnson, 2003-14
	Jacoby Jones, 2007-11

## Season

12	David Carr, 2002
6	David Carr, 2005
5	David Carr, 2006
4	Ryan Fitzpatrick, 2014
	Matt Schaub, 2008
	David Carr, 2004

## Game

2	Wade Smith at Baltimore, 10/16/11
	David Carr vs. Kansas City, 11/20/05
	David Carr at Detroit, 9/19/04



# TEXANS RECORDS - REGULAR SEASON INDIVIDUAL

David Carr at Washington, 12/22/02

David Carr at Pittsburgh, 12/8/02

## OPPONENTS' FUMBLES RECOVERED

### Career

13	J.J. Watt, 2011-18
8	DeMeco Ryans, 2006-10
6	Whitney Mercilus, 2012-18
5	Morlon Greenwood, 2005-07
4	Tim Dobbins, 2011-13
	C.C. Brown, 2005-08
	Jamie Sharper, 2002-04

### Season

5	J.J. Watt, 2014
4	Tim Dobbins, 2012
3	DeMeco Ryans, 2008
	DeMeco Ryan, 2007
	C.C. Brown, 2007
	Morlon Greenwood, 2006
	Jamie Sharper, 2002

### Game

2	J.J. Watt at Arizona, 11/10/13
	DeMeco Ryans vs. Tennessee, 10/21/07

## FUMBLE RETURN YARDS

### Career Return Yards

102	DeMeco Ryans, 2006-11
73	Johnathan Joseph, 2010-18
71	Jadeveon Clowney, 2014-18
68	J.J. Watt, 2011-18
66	Antwan Peek, 2003-06
60	Charlie Anderson, 2004-07

### Longest Fumble Return

66	Antwan Peek at Jacksonville, 12/26/04 (TD)
60	Charlie Anderson at Chicago, 12/19/04 (TD)
58	DeMarcus Faggins at Oakland, 12/3/06 (TD)

## FUMBLES RETURNED FOR TOUCHDOWNS

### Career

1	16x - last: Lamarr Houston, 2017
---	----------------------------------

### Season

1	16x - last: Lamarr Houston, 2017
---	----------------------------------

### Game

1	16x - last: Lamarr Houston, 34 yards vs. Indianapolis, 11/5/17
---	----------------------------------------------------------------

## SCORING

## SCORING

### Seasons Leading Team

8	Kris Brown, 2002-09
2	Neil Rackers, 2010-11
2	Randy Bullock, 2013-14
<b>Consecutive Seasons Leading Team</b>	
8	Kris Brown, 2002-09
2	Neil Rackers, 2010-11
2	Randy Bullock, 2013-14

## POINTS

### Career

767	Kris Brown, 2002-09
410	Arian Foster, 2009-14
388	Andre Johnson, 2003-14
259	Neil Rackers, 2010-11
252	Randy Bullock, 2012-15

### Season

138	Shayne Graham, 2012
135	Neil Rackers, 2011
130	Randy Bullock, 2014
127	Nick Novak, 2016

### Points, No Touchdowns, Season

138	Shayne Graham, 2012
135	Neil Rackers, 2011
130	Randy Bullock, 2014
127	Nick Novak, 2016

### Points, No Touchdowns, Career

767	Kris Brown, 2002-09
259	Neil Rackers, 2010-11
253	Randy Bullock, 2013-15

### Seasons, 100 or More Points

4	Kris Brown, 2005, 2007-09
2	Randy Bullock, 2013-14
	Arian Foster, 2010, 2012
	Neil Rackers, 2010-11
1	Shayne Graham, 2012
	Nick Novak, 2016

### Season, Rookie

60	Steve Slaton, 2008
48	Domanick Williams#, 2003
30	Owen Daniels, 2006
24	Andre Johnson, 2003
	Wali Lundy, 2006

### Game

19	Randy Bullock vs. Baltimore, 12/21/14
18	DeAndre Hopkins vs. Kansas City, 10/8/17
	Arian Foster at Tennessee, 10/26/14
	Ben Tate vs. New England, 12/1/13
	Andre Johnson vs. Indianapolis, 11/3/13
	Arian Foster at Tennessee, 10/23/11
	Arian Foster vs. Indianapolis, 9/12/10
	Ryan Moats at Buffalo, 11/1/09

### Game, Opponent

# TEXANS RECORDS - REGULAR SEASON INDIVIDUAL

26 Rob Bironas vs. Tennessee, 10/21/07

24 Shaun Alexander at Seattle, 10/16/05

## Consecutive Games Scoring

99 Kris Brown, 12/14/03 – 1/3/10

35 Randy Bullock, 9/9/13 – 9/27/15

32 Neil Rackers, 9/12/10 – 1/1/12

28 Kris Brown, 9/8/02 – 11/30/03

16 Shayne Graham, 9/9/12 – 12/30/12

15 Nick Novak, 10/4/15 – 9/18/16

14 **Ka'imi Fairbairn, 9/10/17 - 12/17/17**

11 Arian Foster, 12/18/11 – 11/11/12

## TOUCHDOWNS

### Seasons Leading Team

4 Andre Johnson, 2006-07, 2009, 2013

Arian Foster, 2010-12, 2014

3 Domanick Williams#, 2003-05

# - Domanick Williams known as Domanick Davis prior to 2006.

### Consecutive Seasons Leading Team

3 Arian Foster, 2010-12

Domanick Williams#, 2003-05

2 Andre Johnson, 2006-07

# - Domanick Williams known as Domanick Davis prior to 2006.

### Career

68 Arian Foster, 2009-15

64 Andre Johnson, 2003-14

37 **DeAndre Hopkins, 2013-18**

29 Owen Daniels, 2006-13

28 Domanick Williams#, 2003-05

25 Kevin Walter, 2007-12

# - Domanick Williams known as Domanick Davis prior to 2006.

### Season

18 Arian Foster, 2010

17 Arian Foster, 2012

14 Domanick Williams#, 2004

13 **DeAndre Hopkins, 2017**

Arian Foster, 2014

12 Arian Foster, 2011

11 **DeAndre Hopkins, 2015**

# - Domanick Williams known as Domanick Davis prior to 2006.

### Season, Rookie

10 Steve Slaton, 2008

8 Domanick Williams#, 2003

5 Owen Daniels, 2006

# - Domanick Williams known as Domanick Davis prior to 2006.

### Game

3 **DeAndre Hopkins vs. Kansas City, 10/8/17**

Arian Foster at Tennessee, 10/26/14

Ben Tate vs. New England, 12/1/13

Andre Johnson vs. Indianapolis, 11/3/13

Arian Foster at Tennessee, 10/23/11

Arian Foster vs. Indianapolis, 9/12/10

Ryan Moats at Buffalo, 11/1/09

## Game, Opponent

4 Shaun Alexander at Seattle, 10/16/05

3 11x - last: Devonta Freeman at Atlanta, 10/4/15

## Game, Rookie

2 10x - last: Jalen Strong vs. Indianapolis, 10/8/15

## Game, Opponent, Rookie

3 Devonta Freeman at Atlanta, 10/4/15

## Consecutive Games Scoring Touchdowns

11 Arian Foster, 12/18/11 – 11/11/12

9 Domanick Williams#, 11/7/04 – 1/2/05

7 Arian Foster, 10/5/14 – 12/7/14

6 Arian Foster, 10/23/11 – 12/4/11

5 Arian Foster, 10/17/10 – 11/14/10

**DeAndre Hopkins, 10/1/17 - 11/5/17**

## POINTS AFTER TOUCHDOWNS

### Seasons Leading Team

8 Kris Brown, 2002-09

2 Neil Rackers, 2010-11

2 Randy Bullock, 2013-14

### Attempted, Career

253 Kris Brown, 2002-09

83 Neil Rackers, 2010-11

72 Randy Bullock, 2013-15

### Attempted, Season

45 Shayne Graham, 2012

44 Kris Brown, 2009

43 Neil Rackers, 2010

40 Randy Bullock, 2014

Neil Rackers, 2011

Kris Brown, 2007

### Attempted, Game

6 Randy Bullock vs. Tennessee, 11/30/14

Kris Brown vs. Jacksonville, 12/30/07

### Attempted, Game, Opponent

7 Mike Vanderjagt at Indianapolis, 11/14/04

6 Andrew Franks at Miami, 10/25/15

Matt Bosher at Atlanta, 10/4/15

Stephen Gostkowski at New England, 12/10/12

Mason Crosby vs. Green Bay, 10/14/12

Lawrence Tynes vs. Kansas City, 11/20/05

Josh Brown at Seattle, 10/16/05

Morten Anderson vs. Kansas City, 9/21/03

### Consecutive Points After Touchdown, Career

132 Kris Brown, 11/5/06 – 1/3/10

116 Kris Brown, 9/8/02 – 10/29/06

69 Neil Rackers, 9/12/10 – 11/6/11

66 Randy Bullock, 9/9/13 – 12/28/14

### Points After Touchdown Percentage, Career (250 attempts)

99.2 Kris Brown, 2002-09 (251-253)

# TEXANS RECORDS - REGULAR SEASON INDIVIDUAL

## TWO-POINT CONVERSIONS

### Two-Point Conversions, Career

2 Andre Johnson, 2003-14

### Two-Point Conversions, Season

1 17x - last: Ryan Griffin, 2017

### Two-Point Conversion, Game

1 17x - last: Ryan Griffin vs. Cleveland, 10/15/17

### Two-Point Conversion, Game, Opponent

2 Lance Moore at New Orleans, 9/25/11

## FIELD GOALS

### Seasons Leading Team

8 Kris Brown, 2002-09

2 Neil Rackers, 2010-11

2 Randy Bullock, 2013-14

### Consecutive Seasons Leading Team

8 Kris Brown, 2002-09

2 Neil Rackers, 2010-11

2 Randy Bullock, 2013-14

### Attempted, Career

223 Kris Brown, 2002-09

76 Randy Bullock, 2013-15

68 Neil Rackers, 2010-11

### Attempted, Season

41 Nick Novak, 2016

38 Shayne Graham, 2012

Neil Rackers, 2011

37 Nick Novak, 2016

35 Randy Bullock, 2014

Randy Bullock, 2013

### Attempted, Game

7 Kris Brown at Miami, 9/7/03

6 Randy Bullock vs. Baltimore, 12/21/14

Shayne Graham vs. Indianapolis, 12/16/12

### Field Goals, Career

172 Kris Brown, 2002-09

61 Randy Bullock, 2013-15

59 Neil Rackers, 2010-11

### Field Goals, Season

35 Nick Novak, 2016

32 Neil Rackers, 2011

31 Shayne Graham, 2012

30 Randy Bullock, 2014

29 Kris Brown, 2008

### Field Goals, Game

6 Randy Bullock vs. Baltimore, 12/21/14

5 Shayne Graham vs. Indianapolis, 12/16/12

Kris Brown vs. Miami, 10/7/07

Kris Brown at Baltimore, 12/4/05

Kris Brown at Miami, 9/7/03

Nick Novak at Indianapolis, 12/11/16

### Field Goals, Game, Opponent

\*8 Rob Bironas vs. Tennessee, 10/21/07

5 Harrison Butker vs. Kansas City, 10/8/17

Billy Cundiff at Baltimore, 10/16/11

Rian Lindell at Buffalo, 9/11/05

Phil Dawson vs. Cleveland, 1/2/05

\*NFL record

### Consecutive Games Scoring Field Goals

19 Randy Bullock - 9/22/13 - 10/5/14

15 Neil Rackers, 11/1/10 - 10/9/11

10 Kris Brown, 11/13/05 - 9/17/06

9 Kris Brown, 10/25/09 - 12/27/09

Kris Brown, 9/8/02 - 11/10/02

### Consecutive Field Goals Made

18 Neil Rackers, 12/13/10 - 10/2/11

16 Randy Bullock, 9/22/13 - 9/14/14

Nick Novak, 11/13/16 - 12/24/16

15 Kris Brown, 12/3/06 - 9/30/07

Kris Brown, 9/7/08 - 11/23/08

13 Shayne Graham, 9/9/12 - 10/21/12

Neil Rackers, 10/3/10 - 12/2/10

### Longest Field Goal

57 Neil Rackers at Denver, 12/26/10

Kris Brown vs. Miami, 10/7/07

56 Kris Brown at Indianapolis, 11/8/09

55 Ka'imi Fairbairn vs. San Francisco, 12/10/17

Randy Bullock vs. Buffalo, 9/28/14

### Longest Field Goal, Opponent

58 Kyle Brindza vs. Tampa Bay, 9/27/15

57 Kai Forbath vs. New Orleans, 11/29/15

56 Blair Walsh vs. Minnesota, 12/23/12

### Field Goal Percentage, Career (100 ATTEMPTS)

77.1 Kris Brown, 2002-09

### Field Goal Percentage, Season

90 Neil Rackers, 2010

87.9 Kris Brown, 2008

86.2 Kris Brown, 2007

85.7 Nick Novak, 2015

85.4 Nick Novak, 2016

### Most Field Goals, No Misses, Game

6 Randy Bullock vs. Baltimore, 12/21/14

5 Kris Brown vs. Miami, 10/7/07

Kris Brown at Baltimore, 12/4/05

Nick Novak at Indianapolis, 12/11/16

4 Ka'imi Fairbairn at New England, 10/8/17

Neil Rackers at New Orleans, 9/25/11

Kris Brown vs. Tennessee, 10/9/05

Nick Novak vs. Jacksonville, 12/18/16

### Most Field Goals, No Misses, Game, Opponent

8 Rob Bironas vs. Tennessee, 10/21/07

5 Rian Lindell at Buffalo, 9/11/05

Phil Dawson vs. Cleveland, 1/2/05

### Most Field Goals, 50 or More Yards, Career

# TEXANS RECORDS - REGULAR SEASON INDIVIDUAL

14	Kris Brown, 2002-09
7	Neil Rackers, 2010-11
5	Randy Bullock, 2013-14

## Most Field Goals, 50 or More Yards, Season

5	Kris Brown, 2007
4	Randy Bullock, 2014
	Shayne Graham, 2012
	Neil Rackers, 2011
3	Neil Rackers, 2010
	Nick Novak, 2016
	Ka'imi Fairbairn, 2017

## Most Field Goals, 50 or More Yards, Game

*3	Kris Brown vs. Miami, 10/7/07
2	Nick Novak vs. Jacksonville, 1/3/16
	Neil Rackers at Denver, 12/26/10
	Randy Bullock vs. Buffalo, 9/28/14

\*NFL record

## SAFETIES

### Career

1	J.J. Watt, 2011-17
	Joe Mays, 2013
	Connor Barwin, 2009-12
	Zac Diles, 2007-10, 2014
	Brian Cushing, 2009-17
	Seth Payne, 2002-06
	Jimmy McClain, 2002

### Season

1	J.J. Watt, 2014
	Joe Mays, 2013
	Connor Barwin, 2012
	Brian Cushing, 2009
	Seth Payne, 2002
	Jimmy McClain, 2002

### Game

1	J.J. Watt vs. Jacksonville, 12/28/14
	Joe Mays vs. Tennessee, 9/15/13
	Connor Barwin vs. Baltimore, 10/21/12
	Zac Diles at Jacksonville, 12/6/09
	Brian Cushing vs. Oakland, 10/4/09
	Jimmy McClain vs. Baltimore, 12/15/02
	Seth Payne vs. Dallas, 9/2/02

### Game, Opponent

1	Geno Atkins vs. Cincinnati, 11/23/14
	Cory Redding at Indianapolis, 12/15/13
	Elvis Dumervil at Denver, 9/23/12

## SERVICE

## SERVICE

Seasons

12	Andre Johnson, 2003-14
10	Duane Brown, 2008-17
9	Brian Cushing, 2009-16
8	Owen Daniels, 2006-13
8	Chester Pitts, 2002-09
8	Kris Brown, 2002-09
9	Jon Weeks, 2010-18
9	Kareem Jackson, 2010-18
7	Kevin Walter, 2006-12
7	Matt Schaub, 2007-13
7	Chris Myers, 2008-14
8	Johnathan Joseph, 2011-18
8	J.J. Watt, 2011-18

### Games Played

169	Andre Johnson, 2003-14
133	Duane Brown, 2008-17
130	Jon Weeks, 2010-18
128	Kris Brown, 2002-09
118	Kareem Jackson, 2010-18
114	Chester Pitts, 2002-09
112	Chris Myers, 2008-14
109	Kevin Walter, 2006-12
107	Johnathan Joseph, 2011-18
104	Brian Cushing, 2009-17
100	Owen Daniels, 2006-13

### Consecutive Games Played

130	Jon Weeks, 2010-18 (current)
128	Kris Brown, 2002-09
114	Chester Pitts, 2002-09
112	Chris Myers, 2008-14
91	Eric Winston, 2006-11
83	Steve McKinney, 2002-07

### Starts

132	Duane Brown, 2008-17
114	Chester Pitts, 2002-09
112	Chris Myers, 2008-14
109	Kareem Jackson, 2010-18
105	Johnathan Joseph, 2011-18

### Consecutive Starts

114	Chester Pitts, 2002-09
112	Chris Myers, 2008-14
86	Eric Winston, 2006-11
83	J.J. Watt, 2011-16
79	DeAndre Hopkins, 2011-17
77	Mario Williams, 2006-10
73	DeMeco Ryans, 2006-10



# TEXANS RECORDS - REGULAR SEASON TEAM

## WIN / LOSS

### OVERALL WIN-LOSS RECORDS

#### WIN-LOSS RECORDS

Year	W	L	T	Pct.
2002	4	12	0	0.25
2003	5	11	0	0.313
2004	7	9	0	0.438
2005	2	14	0	0.125
2006	6	10	0	0.375
2007	8	8	0	0.5
2008	8	8	0	0.5
2009	9	7	0	0.563
2010	6	10	0	0.375
2011	10	6	0	0.625
2012	12	4	0	0.75
2013	2	14	0	0.125
2014	9	7	0	0.563
2015	9	7	0	0.563
2016	9	7	0	0.563
2017	4	12	0	0.25
2018	0	2	0	0
<b>Totals</b>	<b>110</b>	<b>148</b>	<b>0</b>	<b>0.43</b>

#### HOME

Year	W	L	T	Pct.
2002	2	6	0	0.25
2003	3	5	0	0.375
2004	3	5	0	0.375
2005	2	6	0	0.25
2006	4	4	0	0.5
2007	6	2	0	0.75
2008	6	2	0	0.75
2009	4	4	0	0.5
2010	4	4	0	0.5
2011	5	3	0	0.625
2012	6	2	0	0.75
2013	1	7	0	0.125
2014	5	3	0	0.625
2015	5	3	0	0.625
2016	7	1	0	0.875
2017	3	5	0	0.375
<b>Totals</b>	<b>66</b>	<b>62</b>	<b>0</b>	<b>0.516</b>

#### ROAD

Year	W	L	T	Pct.
2002	2	6	0	0.25
2003	2	6	0	0.25
2004	4	4	0	0.5
2005	0	8	0	0
2006	2	6	0	0.25
2007	2	6	0	0.25
2008	2	6	0	0.25
2009	5	3	0	0.625
2010	2	6	0	0.25
2011	5	3	0	0.625
2012	6	2	0	0.75
2013	1	7	0	0.125
2014	4	4	0	0.5
2015	4	4	0	0.5
2016	2	6	0	0.25
2017	1	7	0	0.125
2018	0	2	0	0

Totals 44 86 0 0.323

### GAMES WON

#### Consecutive Games Won

7	10/23/11 - 12/11/11
6	10/21/12 - 12/2/12
	12/13/09 - 9/19/10 (over two seasons)
5	12/20/15 - 9/18/16
	9/9/12 - 10/8/12

#### Games Won, Season

12	2012
10	2011
9	2009, 2014, 2015, 2016
8	2007, 2008

#### Consecutive Games Won, SINGLE Season

7	10/23/11 - 12/11/11
6	10/21/12 - 12/2/12
5	9/9/12 - 10/8/12
4	11/1/15 - 11/29/15
	12/13/09 - 1/3/10
	11/23/08 - 12/14/08

#### Consecutive Games Won, Start of Season

5	2012
2	2007, 2010, 2011, 2013, 2014, 2016

#### Consecutive Games Won, End of Season

4	2009
3	2015
2	2006, 2014

#### Consecutive Home Games Won

6	1/3/16 - 10/30/16
4	10/21/12 - 12/16/12
	11/18/07 - 12/30/07

#### Consecutive Road Games Won

6	9/16/12 - 12/2/12
4	12/20/09 - 10/3/10
	10/23/11 - 12/11/11
3	10/26/14 - 12/7/14

#### Shutout Games Won, Season

1	2010: 20-0 vs. Tennessee, 11/28/10
	2004: 21-0 at Jacksonville, 12/26/04

### WIN-LOSS RECORDS

#### Consecutive Games Lost

14	9/22/13 - 12/29/13
7	1/2/05 - 10/23/05
6	11/27/17 - 12/31/17
	11/6/05 - 12/11/05
	12/7/03 - 9/19/04
	12/24/05 - 9/26/06
	9/15/02 - 10/20/02

# TEXANS RECORDS - REGULAR SEASON TEAM

## Games Lost, Season

14	2013
	2005
12	2017
	2002

## Consecutive Games Lost, Season

14	9/22/13 - 12/29/13
6	11/27/17 - 12/31/17
	11/6/05 - 12/11/05
	9/11/05 - 10/23/05
	9/15/02 - 10/20/02

## Consecutive Games Lost, Start of Season

6	2005
4	2008
2	2004, 2006, 2015, 2018

## Consecutive Games Lost, End of Season

14	2013
6	2017
4	2003

## Consecutive Home Games Lost

7	9/22/13 - 12/1/13
5	12/24/04 - 10/23/05
4	9/22/02 - 11/17/02

## Consecutive Road Games Lost

12	9/11/05 - 11/5/06
7	9/24/17 - 12/31/17
	9/22/13 - 12/29/13
6	11/1/10 - 12/26/10

## Shutout Games Lost, Season

1	2003: 27-0 at Jacksonville, 12/7/03
	2016: 27-0 at New England, 9/22/16

## SCORING

### TOUCHDOWNS

#### Most, Season

46	2012
	2009
44	2010
43	2007
41	2011
40	2017

#### Fewest, Season

22	2002
26	2005
28	2013
29	2003
30	2006

#### Most, Game

7	vs. Tennessee, 10/1/17
6	vs. Tennessee, 11/30/14
	vs. Jacksonville, 12/30/07

5 11x - last: at Seattle, 10/29/17

#### Most Allowed, Season

52	2010
50	2005
48	2017
	2013
45	2008

#### Most Allowed, Game

7	2x - last: at Atlanta, 10/4/15
6	7x - last: at Jacksonville, 12/17/17

#### Fewest Allowed, Season

27	2011
36	2014
	2016
37	2015
38	2012

#### Fewest Allowed, Game

0	18x - last: vs. Cincinnati, 9/14/16
---	-------------------------------------

## POINTS SCORED

#### Most Scored, Season

416	2012
390	2010
388	2009
381	2011

#### Most Scored, Game

57	vs. Tennessee, 10/1/17
45	vs. Tennessee, 11/30/14
43	vs. Jacksonville (OT), 11/18/12
	vs. Baltimore, 10/21/12
42	vs. Jacksonville, 12/30/07

#### Fewest Points Scored, Season

213	2002
255	2003
260	2005
267	2006
276	2013

#### Fewest Points Scored, Game

0	at Jacksonville, 12/7/03
	at New England, 9/22/16
3	7x - last: at Indianapolis, 12/15/13

#### Most Points Scored, Season, opponent

436	2017
431	2005
428	2013
427	2010
394	2008

#### Most Points Scored, game, opponent

49	at Indianapolis, 11/14/04
48	at Atlanta, 10/4/15
45	at Jacksonville, 12/17/17
	vs. Kansas City, 11/20/05

# TEXANS RECORDS - REGULAR SEASON TEAM

44	at Miami, 10/25/15
43	at Indianapolis, 9/17/06
<b>Fewest Points Scored, Season, Opponent</b>	
278	2011
307	2014
313	2015
328	2016
331	2012
<b>Fewest Points Scored, Game, opponent</b>	
0	vs. Tennessee, 11/28/10
0	at Jacksonville, 12/26/04
3	vs. Kansas City, 9/9/07
5	at Chicago, 12/19/04
6	13x - last: vs. Jacksonville, 1/3/16
<b>Most Points, Shutout Victory, Game</b>	
21	at Jacksonville, 12/26/04
20	vs. Tennessee, 11/28/10
<b>Fewest Points, Shutout Victory, Game</b>	
20	vs. Tennessee, 11/28/10
21	at Jacksonville, 12/26/04
<b>Most Points, Game, both teams</b>	
80	Texans 43 vs. Jacksonville 37 (OT), 11/18/12
79	Texans 38 at Seattle 41, 10/29/17
76	Texans 34 vs. Kansas City 42, 10/8/17
74	Texans 36 vs. Tennessee 38, 10/21/07
73	Texans 33 at New Orleans 40, 9/25/11
71	Texans 57 vs. Tennessee 14, 10/1/17
70	Texans 42 vs. Jacksonville 28, 12/30/07
	Texans 26 at Miami 44, 10/25/15
<b>Fewest Points, Game, Both Teams</b>	
16	Texans 10 at Cincinnati 6, 11/16/15
	Texans 3 vs. Tennessee 13, 12/29/02
19	Texans 13 at Chicago 6, 11/11/12
	Texans 6 vs. Jacksonville 13, 11/24/13
	Texans 3 at Tampa Bay 16, 12/14/03
20	Texans 20 vs. Tennessee 0, 11/28/10
	Texans 14 vs. Cleveland 6, 12/31/06
<b>Most Points in First Quarter</b>	
17	vs. Indianapolis, 9/11/11
	vs. Seattle, 12/13/09
14	15 times, last at Seattle, 10/29/17
<b>Most Points in Second Quarter</b>	
24	vs. Arizona, 12/18/05
	vs. Miami, 9/9/12
21	vs. Jacksonville, 12/30/07
20	vs. Seattle, 9/29/13
	vs. Baltimore, 10/21/12
<b>Most Points in Third Quarter</b>	
17	at Tennessee, 12/27/15
<b>Most Points in Fourth Quarter</b>	
29	vs. Tennessee, 10/21/07
22	at Buffalo, 11/1/09

21	vs. Kansas City, 10/8/17
	at Jacksonville, 10/18/15
	at Atlanta, 10/4/15
	vs. Kansas City, 10/17/10
	vs. New England, 1/3/10
	at Indianapolis, 9/17/06
	vs. Minnesota, 10/10/04
<b>Most Points in First Quarter, Opponent</b>	
24	vs. Indianapolis, 10/9/14
21	at Tennessee, 12/19/10
	at Miami, 10/25/15
17	at New England, 12/17/06
<b>Most Points in Second Quarter, Opponent</b>	
24	at Jacksonville, 12/17/17
	at Pittsburgh, 10/20/14
21	at Atlanta, 10/4/15
	at Indianapolis, 12/23/07
	at San Diego, 10/28/07
	vs. Kansas City, 11/20/05
<b>Most Points in Third Quarter, Opponent</b>	
21	vs. St. Louis, 10/13/13
	at Indianapolis, 11/14/04
17	at Cleveland, 10/20/02
<b>Most Points in Fourth Quarter, Opponent</b>	
23	at New Orleans, 9/25/11
22	vs. Baltimore, 11/9/08
21	5x - last: vs. Denver, 12/23/13
<b>Most Points in First Quarter, Both Teams</b>	
28	Texans 14 at Seattle 14, 10/29/17
24	Texans 0 vs. Colts 24, 10/9/14
	Texans 10 vs. San Diego 14, 11/7/10
21	7x - last: Texans 0 at Miami 21, 10/25/15
<b>Most Points in Second Quarter, Both Teams</b>	
31	Texans 24 vs. Arizona 7, 12/18/05
30	Texans 6 at Pittsburgh 24, 10/20/14
	Texans 16 vs. Tennessee 14, 10/1/17
28	5x - last: Texans 14 at Detroit 14, 11/22/12
<b>Most Points in Third Quarter, Both Teams</b>	
28	Texans 7 at Indianapolis 21, 11/14/04
27	Texans 10 at Cleveland 17, 10/20/02
21	8x - last: Texans 14 vs. N.Y. Jets 7, 11/22/15
<b>Most Points in Fourth Quarter, Both Teams</b>	
40	Texans 21 vs. Kansas City 19, 10/8/17
37	Texans 14 at New Orleans 23, 9/25/11
35	Texans 29 vs. Tennessee 6, 10/21/07
34	Texans 13 at Indianapolis 21, 9/17/06
<b>Consecutive Games Scoring a Touchdown</b>	
105	10/22/06 – 12/16/12
30	12/22/13 – 12/06/15
29	12/21/03 – 11/27/05
27	10/30/16 – 9/9/2018 (current)
<b>Consecutive Games Scoring</b>	

# TEXANS RECORDS - REGULAR SEASON TEAM

197	12/14/03 – 9/18/16
31	10/2/16 – 9/9/18 (current)
29	9/8/02 – 11/30/03
<b>Consecutive Quarters Held Scoreless</b>	
7	4th quarter vs. Atlanta, 11/30/03, through 2nd quarter at Tampa Bay, 12/14/03
4	4x - last: 1st quarter at New England, 9/22/16 through 4th quarter at New England, 9/22/16
<b>Consecutive Quarters Held Scoreless, Opponents</b>	
5	3rd quarter at Indianapolis, 12/20/15, through 3rd quarter at Tennessee, 12/27/15
5	2nd quarter vs. Washington, 9/7/14, through 4th quarter at Oakland, 9/14/14
5	3rd quarter vs. Jacksonville, 1/2/11, through 3rd quarter vs. Indianapolis, 9/11/11
<b>Consecutive Quarters Held Without a Touchdown, Opponents</b>	
13	vs. Indianapolis, 12/12/04 through vs. Cleveland, 1/2/2005
12	at Miami, 10/25/15 through vs N.Y. Jets, 11/22/2015
9	vs. Baltimore, 10/21/12 through at Chicago, 11/11/2012
<b>Most Points By Half, First Half</b>	
34	vs. Indianapolis, 9/11/11
30	vs. Tennessee, 10/1/17
29	vs. Baltimore, 10/21/12
27	at Miami, 12/27/09
<b>Most Points By Half, Second Half</b>	
29	vs. Tennessee, 10/21/07
28	vs. Kansas City, 10/17/10
	vs. Minnesota, 10/10/04
27	vs. Tennessee, 10/1/17
	vs. Kansas City, 10/8/17
26	at Miami, 10/25/15
25	at Buffalo, 11/1/09
<b>Most Points By Half, Opponent First Half</b>	
41	at Miami, 10/25/15
35	at San Diego, 10/28/07
31	at Jacksonville, 12/17/17
	vs. Kansas City, 11/20/05
28	at Atlanta, 10/4/15
27	vs. Kansas City, 9/13/15
	vs. Indianapolis, 10/9/14
	at New England, 12/17/06
<b>Most Points By Half, Opponent, Second Half</b>	
31	at Dallas, 10/15/06
30	at New Orleans, 9/25/11
29	vs. Baltimore, 11/9/08
28	4x - last vs. Indianapolis, 11/29/09
<b>Most Points By Half, Both Teams, First Half</b>	
48	Texans 24 at Tennessee 24, 9/20/09
44	Texans 30 vs. Tennessee 14, 10/1/17
42	Texans 21 at Seattle 21, 10/29/17
41	Texans 0 at Miami 41, 10/25/15
	Texans 14 vs. Indianapolis 27, 10/9/14

	Texans 20 at New England 21, 9/24/17
38	Texans 21 vs. Jacksonville 17, 9/27/09
	Texans 3 at San Diego 35, 10/28/07
	Texans 7 vs. Kansas City 31, 11/20/05
<b>Most Points By Half, Both Teams, Second Half</b>	
47	Texans 17 at New Orleans 30, 9/25/11
46	Texans 27 vs. Kansas City 19, 10/8/17
45	Texans 28 vs. Kansas City 17, 10/17/10
	Texans 29 vs. Tennessee 16, 10/21/07
44	Texans 21 at Indianapolis 23, 9/17/06

## EXTRA POINTS

### Season

45	2012
43	2010
	2009
40	2014
	2007

### Game

7	vs. Tennessee, 10/1/17
6	vs. Tennessee, 11/30/14
	vs. Jacksonville, 12/30/07
5	5x - last: vs. Baltimore, 10/21/12

### Season, opponent

50	2010
47	2005
46	2013
43	2008
42	2007

### Game, Opponent

7	at Indianapolis, 11/14/04
6	6x - last: at Atlanta, 10/4/15

## TWO-POINT CONVERSIONS

### Season

3	2007
2	2017
	2015
	2006
	2002

### Game

1	17x - last: vs. Cleveland, 10/15/17
---	-------------------------------------

## DEFENSIVE TOUCHDOWNS

### Season

5	2014, 2004
4	2012, 2017
3	2015, 2009, 2002

### Game

2	vs. Tennessee, 9/30/12 at Pittsburgh, 12/8/02
---	--------------------------------------------------



# TEXANS RECORDS - REGULAR SEASON TEAM

## SCORING MARGIN

### Margin of Victory

43	vs. Tennessee, 10/1/17
34	at Tennessee, 10/23/11
30	vs. Baltimore, 10/21/12
29	vs. Cincinnati, 10/26/08
28	at Tennessee, 12/27/15

### Margin of Defeat

38	at Jacksonville, 12/17/17
35	at Indianapolis, 11/14/04
	vs. Cincinnati, 11/03/02
33	at New England, 12/17/06
32	at Seattle, 10/16/05
31	at San Francisco, 10/6/13

### Comeback Victories (Points Behind)

21	at San Diego, 9/9/13, 31-28 final
18	vs. Tennessee, 11/28/04, 31-21 final
17	at Washington, 9/19/10, 30-27 final (OT)
14	5x - last: vs. Indianapolis, 10/16/16,
	26-23 final (OT)

### Largest Deficit Overcome

25	vs. Tennessee, 10/21/07, down 32-7, 36-38 final
21	at San Diego, 9/9/13, down 28-7, 31-28 final
	vs. Baltimore, 12/13/10, down 21-0 and 28-7,
	28-34 final (OT)
	at Arizona, 10/11/09, down 21-0, 21-28 final
	vs. Minnesota, 10/10/04, down 21-0, 28-34
	final (OT)
	vs. Tennessee, 11/28/04, down 21-3, 31-21 final

### Largest Lead Before Opponent Scores

34	at Tennessee, 12/27/15
34	vs. Indianapolis, 9/11/11
27	at Oakland, 9/14/14
	at Tennessee, 10/23/11
24	vs. Tennessee, 11/30/14
	vs. Seattle, 12/13/09

## SCORING DRIVES

### Longest Scoring Drive (Yards)

99	vs. Baltimore, 12/13/10, 15 plays, TD
	at Jacksonville, 10/18/15, 16 plays, TD
98	at Tennessee, 10/26/14, 11 plays, TD
	vs. Tennessee, 10/21/07, 7 plays, TD
	at Tennessee, 10/12/03, 2 plays, TD
97	at Denver, 9/23/12, 14 plays, TD
	at Detroit, 11/22/12, 15 plays, TD

### Longest Scoring Drive (Plays)

19	vs. Pittsburgh, 10/2/11, 95 yards, TD
	vs. Atlanta, 12/4/11, 85 yards, TD
18	at N.Y. Giants, 11/5/06, 80 yards, TD

17 at Jacksonville, 9/6/12, 80 yards, TD

16 12x - last: vs. N.Y. Jets, 11/22/15, 88 yds, FG

### Longest Scoring Drive (Time)

10:55	vs. Pittsburgh, 10/2/11, 19 plays, 95 yards, TD
10:41	vs. Atlanta, 12/4/11, 19 plays, 85 yards, TD
10:26	vs. Kansas City, 9/9/07, 15 plays, 65 yards, FG
10:08	vs. Detroit, 10/19/08, 15 plays, 79 yards, TD
9:29	vs. Indianapolis, 12/24/06, 15 plays, 51 yards, FG

### Shortest Scoring Drive (Yards)

-12	at Tennessee, 9/21/08, 4 plays, FG
-10	vs. Miami, 9/9/12, 4 plays, FG
-7	vs. New England, 9/9/18, 4 plays, FG
-5	at Pittsburgh, 12/8/02, 4 plays, FG
-4	at Pittsburgh, 9/7/08, 4 plays, FG
-3	at Oakland, 12/3/06, 4 plays, FG
-1	at Jacksonville, 11/27/11, 4 plays, FG
	vs. Jacksonville, 9/28/03, 4 plays, FG

### Shortest Scoring Drive (Plays)

1 15x - last: vs. Tennessee, 11/30/14, 70 yds, TD

### Shortest Scoring Drive (Time)

0:02	vs. Cleveland, 11/6/11, 1 play, 0 yards, FG
0:04	vs. San Diego, 11/7/10, 1 play, 8 yards, TD
	vs. Jacksonville, 12/1/08, 1 play, 7 yards, TD
	at Denver, 11/7/04, 1 play, 1 yard, TD
0:07	vs. Arizona, 11/19/17, 1 play, 34 yards, TD
	vs. Jacksonville, 12/1/08 1 play, 40 yards, TD
0:09	at N.Y. Jets, 11/21/10, 1 play, 43 yards, TD

## TOTAL OFFENSE

### TOTAL OFFENSE

### Most Net Yards Gained, Season

6,186	2010
6,129	2009
6,113	2008
5,954	2011
5,953	2012

### Most Net Yards Gained, Game

653	vs. Jacksonville (OT), 11/18/12
549	at Green Bay, 12/7/08
526	at Washington (OT), 9/19/10
518	at Tennessee, 10/23/11
509	at Seattle, 10/29/17

### Fewest Net Yards Gained, season

3,572	2002
4,053	2005
4,306	2003
4,465	2006
5,128	2004

### Fewest Net Yards Gained, Game

47	at Pittsburgh, 12/8/02
----	------------------------

# TEXANS RECORDS - REGULAR SEASON TEAM

107	at Tampa Bay, 12/14/03
118	at San Diego, 9/15/02
120	at Buffalo, 9/11/05
124	at Oakland, 12/3/06
	at Jacksonville, 12/7/03
<b>Most Net Yards Allowed, Season</b>	
6,082	2003
6,031	2010
5,824	2005
5,746	2017
5,571	2014
<b>Most Net Yards Allowed, Game</b>	
535	at Tennessee, 10/12/03
525	at Detroit (OT), 11/22/12
515	at Indianapolis, 9/17/06
511	vs. Denver, 12/22/13
510	vs. Minnesota (OT), 10/10/04
<b>Fewest Net Yards Allowed, Season</b>	
4,571	2011
4,821	2016
5,081	2013
5,172	2012
5,198	2009
<b>Fewest Net Yards Allowed, Game</b>	
117	at Jacksonville, 9/16/12
126	at Jacksonville, 12/26/04
148	at Tennessee, 10/23/11
150	vs. Jacksonville, 12/18/16
162	vs. Tennessee, 11/28/10
<b>Most Net Yards Gained, Season, Both Teams</b>	
12,217	2010
11,498	2008
11,327	2009
11,232	2017
11,125	2012
11,084	2014
11,084	2015
<b>Most Net Yards Gained, Game, Both Teams</b>	
1,098	Texans 640 vs. Jacksonville 458 (OT), 11/18/12
1,026	Texans 501 at Detroit 525 (OT), 11/22/12
993	Texans 458 at Tennessee 535, 10/12/03
988	Texans 509 at Seattle 479, 10/29/17
947	Texans 526 at Washington 421 (OT), 9/19/10
<b>Fewest Net Yards Gained, Season, Both Teams</b>	
8,802	2002
9,865	2006
9,877	2005
10,388	2003
10,525	2011
<b>Fewest Net Yards Gained, Game, Both Teams</b>	
385	Texans 118 at San Diego 267, 9/15/02
426	Texans 124 at Oakland 302, 12/3/06

428	Texans 198 at New England 230, 12/17/06
436	Texans 120 at Buffalo 316, 9/11/05
443	Texans 165 at Indianapolis 278, 12/1/02
<b>Most Net Yards Gained, First Half</b>	
364	vs. Seattle, 12/13/09
324	vs. Seattle, 9/29/13
306	at Miami, 12/27/09
303	at Tennessee, 10/23/11
301	at New Orleans, 9/25/11
<b>Most Net Yards Gained, Second Half</b>	
328	at N.Y. Giants, 9/21/14
309	vs. Tennessee, 10/21/07
306	vs. Kansas City, 10/17/10
301	vs. Baltimore, 12/13/10
298	at Atlanta, 10/4/15
<b>Fewest Net Yards Gained, First Half</b>	
21	at Pittsburgh, 12/8/02
24	vs. Tennessee, 10/21/07
46	at Tampa Bay, 12/14/03
47	at San Diego, 9/15/02
52	vs. Jacksonville, 9/10/17
<b>Fewest Net Yards Gained, Second Half</b>	
-4	vs. Indianapolis, 10/23/05
26	at Pittsburgh, 12/8/02
41	at Arizona, 11/10/13
47	2x - last: at Jacksonville, 11/27/11
53	vs. New England, 12/13/15
<b>Most Net Yards Allowed, First Half</b>	
392	at Miami, 10/25/15
355	vs. Denver, 12/22/13
299	vs. Washington, 9/24/06
297	at Arizona, 10/11/09
292	at Indianapolis, 12/23/07
<b>Most Net Yards Allowed, Second Half</b>	
316	at Seattle, 10/29/17
312	at Los Angeles, 11/12/17
307	vs. New England, 12/1/13
302	at Indianapolis, 11/16/05
295	vs. New England, 11/23/03
<b>Fewest Net Yards Allowed, First Half</b>	
31	vs. Baltimore, 12/21/14
43	at Jacksonville, 9/16/12
50	vs. San Francisco, 10/25/09
54	vs. Tennessee, 11/28/10
57	vs. N.Y. Jets, 11/22/15
<b>Fewest Net Yards Allowed, Second Half</b>	
41	at San Diego, 10/28/07
43	at Arizona, 10/11/09
46	vs. Oakland, 10/4/09
61	vs. Jacksonville, 10/30/11
65	at Jacksonville, 12/7/14
	at Tampa Bay, 11/13/11

# TEXANS RECORDS - REGULAR SEASON TEAM

## Most Net Yards Gained, First Quarter

185	at New Orleans, 9/25/11
184	at Tampa Bay, 11/13/11
179	vs. Tennessee, 10/1/17
178	vs. Indianapolis, 11/3/13
	vs. Tennessee, 10/3/16
174	vs. Seattle, 12/13/09

## Most Net Yards Gained, Second Quarter

207	at Tennessee, 10/23/11
190	vs. Seattle, 12/13/09
183	vs. Seattle, 9/29/13
179	at Miami, 12/27/09
174	vs. Buffalo, 10/13/02

## Most Net Yards Gained, Third Quarter

190	at Indianapolis, 12/30/12
183	at Oakland, 10/3/10
178	at N.Y. Giants, 9/21/14
175	vs. Carolina, 12/18/11
170	at Jacksonville, 11/14/10

## Most Net Yards Gained, Fourth Quarter

257	at Atlanta, 10/4/15
253	vs. Tennessee, 10/21/07
201	vs. Kansas City, 10/8/17
203	vs. Jacksonville, 11/18/12
196	at Arizona, 10/11/09

## Fewest Net Yards Gained, First Quarter

-5	at Indianapolis, 11/14/04
-3	at Buffalo, 9/11/05
0	at Miami, 10/25/15
2	at Jacksonville, 12/17/17
	vs. Indianapolis, 10/9/14
4	vs. Jacksonville, 11/24/13
	at Pittsburgh, 12/8/02

## Fewest Net Yards Gained, Second Quarter

4	at San Francisco, 1/1/06
6	at San Diego, 9/15/02
9	vs. New England, 11/23/03
10	at Indianapolis, 12/22/11
11	at Oakland, 12/3/06

## Fewest Net Yards Gained, Third Quarter

0	at Arizona, 11/10/13
2	vs. Pittsburgh, 10/2/11
5	at Indianapolis, 9/17/06
7	at Kansas City, 9/26/04
10	vs. Philadelphia, 9/10/06

## Fewest Net Yards Gained, Fourth Quarter

-17	vs. Indianapolis, 10/23/05
-9	at Cincinnati, 11/9/03
-1	at Kansas City, 10/20/13
3	at Indianapolis, 12/31/17
4	at Jacksonville, 11/27/11

## Most Net Yards Allowed, First Quarter

220	vs. Buffalo, 11/19/06
219	at Miami, 10/25/15
218	vs. Indianapolis, 10/9/14
191	at Indianapolis, 11/8/09
171	vs. Pittsburgh, 9/18/05
170	vs. Denver, 12/22/13

## Most Net Yards Allowed, Second Quarter

193	vs. Philadelphia, 9/10/06
184	vs. San Francisco, 12/10/17
185	vs. Denver, 12/22/13
177	vs. Tennessee, 12/21/03
173	at Miami, 10/25/15
171	at Jacksonville, 12/17/17
	at Oakland, 9/14/14

## Most Net Yards Allowed, Third Quarter

224	at Indianapolis, 11/16/08
213	vs. Oakland, 11/17/13
205	at Los Angeles, 11/12/17
197	vs. New England, 12/1/13
177	at Baltimore, 10/16/11

## Most Net Yards Allowed, Fourth Quarter

224	vs. Indianapolis, 9/12/10
223	at Seattle, 10/29/17
213	at Jacksonville, 11/14/10
210	vs. Green Bay, 11/21/04
185	at New Orleans, 9/25/11

## Fewest Net Yards Allowed, First Quarter

-9	vs. N.Y. Jets, 9/13/03
-1	at Jacksonville, 12/26/04
1	vs. San Francisco, 10/25/09
3	at Oakland, 9/14/14
4	vs. Detroit, 10/18/08

## Fewest Net Yards Allowed, Second Quarter

-2	vs. Indianapolis, 11/3/13
0	at Jacksonville, 9/16/12
8	at Indianapolis, 12/31/17
11	at Carolina, 9/16/07
17	vs. Tennessee, 11/1/15
	at New Orleans, 9/14/03

## Fewest Net Yards Allowed, Third Quarter

-5	vs. Miami, 9/9/12
1	at Tampa Bay, 11/13/11
4	vs. Tennessee, 9/15/13
	at Indianapolis, 12/30/12
6	at Cincinnati, 10/18/09

## Fewest Net Yards Allowed, Fourth Quarter

2	vs. Oakland, 11/17/13
	at Pittsburgh, 9/7/08
3	vs. Dallas, 9/8/02
7	at Tennessee, 9/21/08
9	at San Diego, 9/9/13

# TEXANS RECORDS - REGULAR SEASON TEAM

at Arizona, 10/11/09

## RUSHING

### RUSHING YARDS

#### Season

2,448	2011
2,161	2014
2,123	2012
2,042	2010
1,882	2004

#### Game

261	vs. Cleveland, 11/6/11
257	vs. Indianapolis, 9/12/10
249	at Oakland, 10/3/10
244	vs. Jacksonville, 1/2/11
222	at Tennessee, 10/23/11

#### Fewest, Season

1,347	2002
1,475	2009
1,586	2007
1,651	2003
1,687	2006

#### Fewest, Game

24	vs. N.Y. Giants, 10/10/10
25	at N.Y. Jets, 11/26/06
28	vs. Tennessee, 12/29/02
30	at Tennessee, 12/19/10
34	vs. Minnesota, 12/23/12
	at Dallas, 10/15/06
	at Buffalo, 11/16/03

#### Allowed, Season

2,370	2003
2,303	2005
2,089	2002
1,963	2008
1,958	2013

#### Allowed, Game

320	at Seattle, 10/16/05
248	at Miami, 10/25/15
247	at Washington, 12/22/02
244	at Jacksonville, 10/14/07
240	at Tennessee, 9/20/09
	at Cincinnati, 11/9/03

#### Fewest Allowed, Season

1,536	2011
1,560	2012
1,595	2016
1,681	2014
1,711	2009

#### Fewest Allowed, Game

18	at Washington, 9/19/10
24	vs. Tennessee, 11/28/10
27	at N.Y. Jets, 11/26/06
30	at Tennessee, 12/27/15
32	vs. Jacksonville, 1/3/16

#### Season, Both Teams

4,119	2005
4,021	2003
3,984	2011
3,842	2014
3,809	2008

#### Game, Both Teams

442	Texans 244 vs. Jacksonville 198, 1/2/11
387	Texans 67 at Seattle 320, 10/16/05
380	Texans 140 at Cincinnati 240, 11/9/03
367	Texans 249 at Oakland 118, 10/3/10
360	Texans 132 vs. Kansas City 228, 10/17/10

#### Fewest, Season, Both Teams

3,186	2009
3,411	2007
3,436	2002
3,589	2017
3,643	2006

#### Fewest, Game, Both Teams

52	Texans 25 at N.Y. Jets 27, 11/26/06
76	Texans 58 at Washington 18, 9/19/10
89	Texans 45 at Arizona 44, 10/11/09
141	Texans 24 vs. N.Y. Giants 117, 10/10/10

## ATTEMPTS

#### Season

551	2014
546	2011
508	2012
481	2004
472	2015
448	2017
437	2005

#### Game

54	at Cleveland, 11/16/14
48	at Jacksonville, 9/16/12
47	at Tennessee, 10/23/11
46	vs. Tampa Bay, 9/27/15
	at Oakland, 9/14/14
44	3x - last: vs. Atlanta, 12/4/11

#### Fewest, Season

414	2013
417	2007
421	2003
423	2010
424	2002

#### Fewest, Game



# TEXANS RECORDS - REGULAR SEASON TEAM

12	vs. Tennessee, 10/21/07
13	vs. N.Y. Jets, 9/13/09
14	at N.Y. Jets, 11/26/06
15	vs. N.Y. Giants, 10/10/10

## Season, Opponent

533	2003
509	2002
506	2005
454	2013
446	2006

## Game, Opponent

57	at Cincinnati, 11/9/03
47	at San Francisco, 1/1/06
46	at Washington, 12/22/02
43	vs. Cincinnati, 11/23/14
42	7x - last: at N.Y. Giants, 9/21/14

## Fewest, Season, Opponent

378	2011
388	2015
390	2012
396	2009

## Fewest, Game, Opponent

10	vs. New Orleans, 11/29/15
	vs. Indianapolis, 9/12/10
11	at Tennessee, 12/27/15
12	vs. Baltimore, 10/21/12
	vs. Tennessee, 11/28/10
	vs. Jacksonville, 10/31/04

## RUSHING AVERAGE

### Season

4.83	2010
4.48	2011
4.27	2008
4.21	2013
4.11	2017
4.08	2016

### Game

7.37	at Cincinnati, 11/9/03 (19-140)
7.32	at Detroit (OT), 11/22/12 (28-205)
7.23	vs. Buffalo, 11/19/06 (26-188)
7.1	at Indianapolis, 11/16/08 (21-149)
7.08	vs. Tennessee, 11/28/04 (25-177)

### Lowest, Season

3.18	2002
3.47	2009
3.67	2015
3.8	2007

### Lowest, Game

1.21	at Buffalo, 11/16/03 (28-34)
1.27	vs. Tennessee, 12/29/02 (22-28)
1.42	at Pittsburgh, 12/8/02 (26-37)

1.6	vs. N.Y. Giants, 10/10/10 (15-24)
1.61	vs. Buffalo, 9/28/14 (23-37)

## Season, Opponent

4.55	2005
4.47	2008
4.45	2003
4.42	2004
4.38	2006

## Game, Opponent

9.6	at Tennessee, 9/20/09 (25-240)
9.38	at Jacksonville, 10/14/07 (26-244)
8.64	vs. Jacksonville, 12/28/14 (14-121)
7.92	at Tennessee, 12/3/17 (25-198)
7.62	at Seattle, 10/16/05 (42-320)

## Lowest, Season, Opponent

3.97	2017
4	2014
	2012
4.04	2010
4.06	2011
4.1	2002

## Lowest, Game, Opponent

1.04	at N.Y. Jets, 11/26/06 (26-27)
1.06	at Washington, 9/19/10 (17-18)
1.57	at Seattle, 10/29/17 (21-33)
2	vs. Tennessee, 11/28/10 (12-24)
2.06	vs. Baltimore, 12/21/14 (16-33)

## RUSHING TOUCHDOWNS

### Season

20	2010
19	2012
18	2011
16	2008
	2004

### Game

4	vs. New England, 12/1/13
3	13x - last: at Jacksonville, 12/7/14

## Season, Opponent

21	2005
18	2008
17	2009
16	2010
	2006

## Game, Opponent

5	at Seattle, 10/16/05
4	at Atlanta, 10/4/15
	vs. Jacksonville, 9/27/09
	vs. Jacksonville, 12/24/05

## 100-YARD RUSHING GAMES BY AN INDIVIDUAL

### Season

# TEXANS RECORDS - REGULAR SEASON TEAM

11	2011
8	2014
	2010
7	2012
5	2008
	2004
<b>Season, Opponent</b>	
10	2005
7	2004
	2003
6	2007
5	2008
	2002

## CONSECUTIVE GAMES WITH A RUSHING TOUCHDOWN

### Texans

7	at Oakland 10/3/10 – at N.Y. Jets 11/21/10 vs. Tennessee 11/28/04 – at Buffalo 9/11/05
6	at Tennessee 10/23/11 – vs. Atlanta 12/4/11
5	vs. Tennessee 9/30/12 – vs. Buffalo 11/4/12 vs. Carolina 12/18/11 – at Jacksonville 9/16/12 at Oakland 12/3/06 – vs. Cleveland 12/31/06

### Opponent

6	at Pittsburgh 9/7/08 – vs. Detroit 10/19/08 at Baltimore 11/27/17 – vs. Pittsburgh 12/25/17
5	at Philadelphia 12/2/10 – vs. Jacksonville 1/2/11 at Washington 9/19/10 – vs. Kansas City 10/17/10 at Buffalo 11/1/09 – at Jacksonville 12/6/09 at Dallas 10/15/06 – at Jacksonville 11/12/06 at Jacksonville 11/6/05 – at Baltimore 12/4/05 at New Orleans 9/14/03 – vs. N.Y. Jets 10/19/03

## PASSING

### NET YARDS PASSING

#### Most, Season

4,654	2009
4,267	2008
4,144	2010
3,833	2015
3,830	2012

#### Most, Game

504	vs. Jacksonville (OT), 11/18/12
468	at Washington (OT), 9/19/10
408	at Green Bay, 12/7/08
403	vs. Oakland, 10/9/11
385	at Cincinnati, 10/18/09

#### Fewest, Season

2,225	2002
2,237	2005

2,655	2003
2,778	2006
3,246	2004

#### Fewest, Game

-5	at Oakland, 12/3/06
6	vs. Indianapolis, 10/23/05
10	at Pittsburgh, 12/8/02
25	at Buffalo, 9/11/05
29	at San Diego, 9/15/02

#### Most Allowed, Season

4,280	2010
3,999	2017
3,890	2014
3,712	2003
3,682	2007

#### Most Allowed, Game

446	at Seattle, 10/29/17
421	at Tennessee, 10/12/03
419	at Detroit (OT), 11/22/12 vs. Indianapolis, 9/12/10
403	at Washington, 9/19/10
397	vs. Denver, 12/22/13

#### Fewest Allowed, Season

3,035	2011
3,123	2013
3,141	2002
3,226	2016
3,336	2015

#### Fewest Allowed, Game

31	at Jacksonville, 12/26/04
52	at Jacksonville, 9/16/12
83	vs. Jacksonville, 12/18/16
86	at Tennessee, 10/29/06
90	vs. Jacksonville, 10/30/11

#### Most, Season, Both Teams

8,424	2010
8,141	2009
7,756	2015
7,690	2008
7,643	2017

#### Most, Game, Both Teams

876	Texans 504 vs. Jacksonville 378 (OT), 11/18/12
871	Texans 468 at Washington 403 (OT), 9/19/10
813	Texans 367 at Seattle 446, 10/29/17
788	Texans 367 at Tennessee 421, 10/12/03
746	Texans 358 vs. Minnesota 388 (OT), 10/10/04

#### Fewest, Season, Both Teams

5,366	2002
5,758	2005
6,222	2006
6,367	2003
6,541	2011

# TEXANS RECORDS - REGULAR SEASON TEAM

## Fewest, Game, Both Teams

153	Texans 122 at Jacksonville 31, 12/26/04
172	Texans 29 at San Diego 143, 9/15/02
184	Texans -5 at Oakland 189, 12/3/06
189	Texans 25 at Buffalo 164, 9/11/05
218	Texans 93 at New England 125, 12/14/06

## GROSS YARDS PASSING

### Most, Season

4,803	2009
4,079	2015
4,474	2008
4,370	2010
4,183	2013

### Most, Game

527	vs. Jacksonville (OT), 11/18/12
497	at Washington (OT), 9/19/10
416	vs. Oakland, 10/9/11
414	vs. Green Bay, 12/7/08
402	at Seattle, 10/29/17

### Fewest, Season

2,636	2002
2,661	2005
2,841	2003
3,032	2006
3,460	2014

### Fewest, Game

32	at Oakland, 12/3/06
33	at Pittsburgh, 12/8/02
48	vs. Indianapolis, 10/23/05
64	at Tampa Bay, 12/14/03
70	at Buffalo, 9/18/05

### Most Allowed, Season

4,499	2010
4,141	2014
3,999	2017
3,881	2012
3,878	2007

### Most Allowed, Game

452	at Seattle, 10/29/17
441	at Detroit (OT), 11/22/12
433	vs. Indianapolis, 9/12/10
426	at Washington, 9/19/10
421	at Tennessee, 10/12/03
400	vs. Denver 12/22/13
	at Indianapolis, 9/17/06

### Fewest Allowed, Season

3,322	2011
3,310	2013
3,378	2002
3,598	2008
3,635	2006

## Fewest Allowed, Game

54	at Jacksonville, 12/26/04
76	at Jacksonville, 9/16/12
87	at Tennessee, 10/29/06
97	vs. Jacksonville, 10/30/11
109	at Tennessee, 11/10/02

## PASS ATTEMPTS

### Most, Season

633	2013
619	2015
593	2009
583	2016
574	2010

### Most, Game

62	vs. Baltimore (OT), 12/13/10
58	at Carolina, 9/20/15
58	at Jacksonville, 12/5/13
57	at Atlanta, 10/4/15
55	vs. Jacksonville (OT), 11/18/12
54	at Tennessee Titans, 12/19/10
	at N.Y. Jets, 11/26/06

### Fewest, Season

439	2003
447	2002
449	2005
467	2011
471	2004

### Fewest, Game

9	vs. Indianapolis, 10/23/05
10	at Pittsburgh, 12/8/02
14	at Oakland, 12/3/06
15	at Tampa Bay, 11/13/11
	vs. Cleveland, 12/31/06

### Most, Season, Opponent

581	2012
548	2009
547	2010
553	2015
546	2007

### Most, Game, Opponent

61	at Detroit (OT), 11/22/12
58	at Pittsburgh, 12/8/02
57	vs. Indianapolis, 9/12/10
55	at Miami, 12/27/09
53	at Jacksonville, 10/18/15

### Fewest, Season, Opponent

469	2005
471	2008
484	2013
501	2017
502	2003

# TEXANS RECORDS - REGULAR SEASON TEAM

## Fewest, Game, Opponent

11	at San Diego, 10/28/07
15	at San Francisco, 10/6/13
	at Tennessee, 10/29/06
16	vs. St. Louis, 10/13/13
18	at Minnesota, 11/2/08
	at Pittsburgh, 9/7/08

## PASS COMPLETIONS

### Most, Season

399	2009
371	2013
367	2008
365	2010
358	2015

### Most, Game

43	vs. Jacksonville (OT), 11/18/12
39	at N.Y. Jets, 11/26/06
38	at Washington (OT), 9/19/10
35	at Tennessee, 12/19/10
	at Arizona, 10/11/09

### Fewest, Season

235	2002
248	2003
270	2005
286	2004
288	2011

### Fewest, Game

3	at Pittsburgh, 12/8/02
6	vs. Indianapolis, 10/23/05
	at San Diego, 9/15/02
7	at Oakland, 12/3/06
8	vs. Pittsburgh, 12/25/17

### Most, Season, Opponent

363	2014
361	2007
354	2010
344	2009
	2004

### Most, Game, Opponent

40	vs. Indianapolis, 9/12/10
36	vs. Minnesota, 10/10/04
35	at Miami, 12/27/09
34	at Indianapolis, 11/8/09

### Fewest, Season, Opponent

279	2011
281	2002
287	2013
294	2008
297	2003

### Fewest, Game, Opponent

6	at San Francisco, 10/6/13
---	---------------------------

7	at San Diego, 10/28/07
	at Tennessee, 10/29/06
8	vs. Tennessee, 12/29/02
9	at Jacksonville, 9/16/12

## TOUCHDOWN PASSES

### Most, Season

29	2015
	2009
28	2017
24	2007
	2010
22	2014
	2012

### Most, Game

6	vs. Tennessee, 11/30/14
5	vs. Kansas City, 10/8/17
	vs. Jacksonville (OT), 11/18/12
4	at Seattle, 10/29/17
	vs. Tennessee, 10/1/17
	at Denver, 9/23/12
	at Cincinnati, 10/18/09
	at Tennessee, 9/20/09
	vs. Tennessee, 10/21/07

### Most, Season, Opponent

33	2010
30	2017
32	2004
29	2013
	2012
28	2014

### Most, Game, Opponent

6	vs. Green Bay, 10/14/12
5	at Indianapolis, 11/14/04
	vs. Minnesota (OT), 10/10/04
	vs. New England, 9/24/17
4	10x - last: at Seattle, 10/29/17

## CONSECUTIVE GAMES WITH A PASSING TOUCHDOWN

### Texans

16	at Jacksonville 11/14/10 – vs. Jacksonville 10/30/11
14	vs. Baltimore 12/21/14 – at Buffalo 12/06/15
12	at Indianapolis 11/8/09 – at Oakland 10/3/10
	at Jacksonville 10/14/07 – vs. Jacksonville 12/30/07
10	vs. Pittsburgh 9/18/05 – at Indianapolis 11/13/05

### Opponent

22	at Oakland 9/14/14 – at Miami 10/25/15
12	vs. Cleveland 1/2/05 – vs. St. Louis 11/27/05

## FIRST DOWNS



# TEXANS RECORDS - REGULAR SEASON TEAM

## FIRST DOWNS

### Most, Season

360	2010
341	2012
340	2009
	2008
335	2015

### Most, Game

39	vs. Jacksonville (OT), 11/18/12
33	vs. Tennessee, 10/1/17
30	vs. Tampa Bay, 9/27/15
29	at Cleveland, 11/15/14
	vs. Seattle, 9/29/13
	at Tennessee, 10/23/11
	at Washington (OT), 9/19/10
	vs. New England, 1/3/10
	vs. Detroit, 10/19/08

### Fewest, Season

208	2002
237	2003
243	2005
282	2006
295	2007

### Fewest, Game

3	at Pittsburgh, 12/8/02
7	at Tampa Bay, 12/14/03
	at Jacksonville, 12/7/03
	at San Diego, 9/15/02
	vs. New England, 12/13/15

### Most Allowed, Season

352	2010
348	2005
336	2003
329	2014
325	2007

### Most Allowed, Game

34	at Indianapolis, 9/17/06
33	at Indianapolis, 12/23/07
31	at Seattle, 10/16/05
30	4x - last: vs. Philadelphia, 11/2/14

### Fewest Allowed, Season

270	2011
272	2016
281	2015
282	2013
291	2002
292	2012

### Fewest Allowed, Game

6	at Jacksonville, 12/26/04
8	at Chicago, 11/11/12
	vs. Oakland, 10/4/09

9	vs. Tennessee, 10/1/17
	at Jacksonville, 9/16/12
	vs. Tennessee, 11/28/10
	at Buffalo, 11/1/09
	vs. Jacksonville, 12/18/16

### Most, Season, Both Teams

712	2010
642	2014
640	2009
	2008
633	2012

### Most, Game, Both Teams

56	Texans 39 vs. Jacksonville 17 (OT), 11/18/12
55	Texans 26 at Detroit 29 (OT), 11/22/12
	Texans 27 vs. Indianapolis 28, 11/29/09
53	Texans 29 at Browns 24, 11/16/14
52	Texans 18 at Indianapolis 34, 9/17/06

### Fewest, Season, Both Teams

499	2002
573	2003
589	2013
591	2011
	2005

### Fewest, Game, Both Teams

21	Texans 13 at Chicago 8, 11/11/12
23	Texans 9 at Jacksonville 14, 11/27/11
	Texans 10 at Indianapolis 13, 12/1/02
	Texans 7 at San Diego 16, 9/15/02
24	Texans 16 vs. Oakland 8, 10/4/09
	Texans 13 vs. Dallas 11, 9/8/02

## RUSHING FIRST DOWNS

### Most, Season

131	2011
118	2010
114	2012
108	2014
106	2008
	2006

### Most, Game

16	at Jacksonville, 9/16/12
15	vs. Indianapolis, 9/12/10
14	vs. Cleveland, 11/6/11
	at Tennessee, 10/23/11
	vs. Indianapolis, 12/24/06

### Fewest, Season

59	2002
86	2017
	2003
89	2005
90	2013

# TEXANS RECORDS - REGULAR SEASON TEAM

90 2015

## Fewest, Game

1	vs. Tennessee, 11/1/15
	vs. Minnesota, 12/23/12
	vs. Tennessee, 11/23/09
	vs. Tampa Bay, 12/9/07
	vs. Tennessee, 10/21/07
	at Dallas, 10/15/06
	at Pittsburgh, 12/8/02

## Most, Season, Opponent

130	2003
123	2005
116	2002
115	2006
114	2008

## Most, Game, Opponent

19	at Seattle, 10/16/05
16	at Cincinnati, 11/9/03
15	vs. Jacksonville, 1/2/11
	vs. Kansas City, 11/20/05
	at Washington, 12/22/02

## Fewest, Season, Opponent

73	2011
79	2015
88	2017
	2013
89	2004
91	2009

## Fewest, Game, Opponent

1	vs. Arizona, 11/19/17
	at New England, 9/24/17
	vs. Jacksonville, 1/3/16
	at Tennessee, 12/27/15
	vs. Baltimore, 12/21/14
	at Tennessee, 10/26/14
	vs. Tennessee, 11/28/10
	vs. Oakland, 10/4/09
	at Carolina, 9/16/07

## PASSING FIRST DOWNS

### Most, Season

231	2009
222	2010
210	2015
210	2008
205	2012

### Most, Game

26	vs. Jacksonville (OT), 11/18/12
23	at Washington (OT), 9/19/10
21	vs. Baltimore (OT), 12/13/10
	at Cincinnati, 10/18/09

20 vs. Seattle, 9/29/13

at Tennessee, 12/19/10

## Fewest, Season

119	2002
127	2003
142	2005
156	2006
171	2014

## Fewest, Game

1	at Pittsburgh, 12/8/02
	vs. Indianapolis, 9/22/02
2	at Oakland, 12/3/06
3	at Tampa Bay, 12/14/03
4	8x - last: vs. New England, 12/13/15

## Most, Season, Opponent

211	2010
206	2014
197	2007
194	2004
188	2005

## Most, Game, Opponent

21	vs. Kansas City, 10/8/17
	at Detroit (OT), 11/22/12
	at Indianapolis, 11/16/08
	at Indianapolis, 9/17/06
	vs. Minnesota (OT), 10/10/04

## Fewest, Season, Opponent

155	2002
158	2013
166	2011
167	2008
	2012

## Fewest, Game, Opponent

2	at Jacksonville, 12/26/04
4	vs. Jacksonville, 12/28/14
	at Chicago, 11/11/12
	at Jacksonville, 9/16/12

## FIRST DOWNS BY PENALTY

### Most, Season

47	2017
35	2015
34	2014
30	2002
24	2008
	2003

### Most, Game

8	vs. Jacksonville, 9/10/17
6	vs. Cincinnati, 11/3/02
5	at Los Angeles, 11/12/17
	at Carolina, 9/20/15
	vs. St. Louis, 10/13/13

# TEXANS RECORDS - REGULAR SEASON TEAM

vs. Tennessee, 12/14/08

vs. Dallas, 9/8/02

## Fewest, Season

9 2007

12 2005

14 2011

16 2009

19 2013

## Most, Season, Opponent

37 2017

2005

36 2013

34 2014

2009

31 2012

2011

## Most, Game, Opponent

7 at Jacksonville, 12/5/13

6 vs. Indianapolis, 10/8/15

at Indianapolis, 12/22/11

at Indianapolis, 11/8/09

## Fewest, Season, Opponent

19 2008

20 2002

21 2007

2004

## FIELD GOALS

### FIELD GOALS

## Most, Season

32 2011

31 2012

30 2014

29 2008

27 2010

## Fewest, Season

17 2004

2002

18 2003

19 2006

20 2017

21 2009

## Most Attempted, Season

38 2012

2011

35 2014

2013

34 2005

## Fewest Attempted, Season

22 2003

24 2004

2002

25 2017

2006

27 2015

## Most Attempted, Game

7 at Miami, 9/7/03

6 vs. Baltimore, 12/21/14

vs. Indianapolis, 12/16/12

5 5x - last: vs. Jacksonville (OT), 11/18/12

## Most Converted, Game

6 vs. Baltimore, 12/21/14

5 vs. Indianapolis, 12/16/12

vs. Miami, 10/7/07

at Baltimore, 12/4/05

at Miami, 9/7/03

## Consecutive Games Scoring Field Goals

19 9/22/13 - 10/5/14

17 10/23/11 - 10/21/12

15 11/1/10 - 10/9/11

10 11/13/05 - 9/17/06

## Most Field Goals Made, Season, Opponent

33 2017

30 2013

2011

28 2007

2005

2003

## Fewest Field Goals Made, Season, Opponent

20 2015

2009

21 2012

2010

22 2004

## Most Field Goals Attempted, Season, Opponent

36 2011

35 2017

2013

2003

34 2002

## Fewest Field Goals Attempted, Season, Opponent

22 2014

23 2009

24 2012

26 2015

27 2010

## Most Field Goals Attempted, Game, Opponent

8 vs. Tennessee, 10/21/07\*

5 6x - last: at Indianapolis, 12/22/11

## Most Field Goals Converted, Game, opponent

8 vs. Tennessee, 10/21/07\*

5 at Baltimore, 10/16/11

# TEXANS RECORDS - REGULAR SEASON TEAM

at Buffalo, 9/11/05  
vs. Cleveland, 1/2/05

\* NFL record.

## Most Field Goals Converted, Game, Both Teams

9 Texans 5 vs. Miami 4, 10/7/07  
8 Texans 0 vs. Tennessee 8\*, 10/21/07

\* NFL record.

## PUNTING

### PUNTS

#### Most, Season

116 2002  
97 2003  
96 2015  
92 2017  
88 2013  
2012

#### Most, Game

11 at Jacksonville, 12/17/17  
at Indianapolis, 12/1/02  
10 6x - last: at Tennessee, 12/2/12

#### Fewest, Season

53 2008  
55 2007  
63 2010  
67 2009  
73 2004

#### Fewest, Game

1 at Buffalo, 11/1/09  
vs. Miami, 10/7/07  
2 29x - last: vs. Tennessee, 10/1/17

#### Most Punts, Season, opponent

101 2015  
98 2002  
92 2012  
91 2013

#### Most Punts, Game, Opponent

11 vs. Oakland, 11/17/13  
10 at San Francisco, 1/1/06  
at San Diego, 9/15/02

#### Fewest Punts, Season, Opponent

59 2007  
63 2005  
65 2006  
67 2010  
2008

#### Fewest Punts, Game, Opponent

0 vs. Jacksonville, 10/14/07  
vs. Indianapolis, 10/23/05  
1 5x - last: at Indianapolis, 11/16/08

#### Most Punts, Season, Both Teams

214 2002  
197 2015  
180 2012  
179 2013  
173 2017  
172 2003  
167 2014

#### Most Punts, Game, Both Teams

20 Texans 9 vs. Oakland 11, 11/17/13  
Texans 11 at Indianapolis 9, 12/1/02  
Texans 10 at San Diego 10, 9/15/02  
19 Texans 10 at Jacksonville 9, 11/27/11  
Texans 10 vs. Dallas 9, 9/8/02

#### Fewest Punts, Season, Both Teams

114 2007  
120 2008  
130 2010  
140 2005  
141 2006

#### Fewest Punts, Game, Both Teams

2 Texans 2 at Jacksonville 0, 10/14/07  
3 Texans 2 at Indianapolis 1, 11/16/08  
Texans 1 vs. Miami 2, 10/7/07  
Texans 2 at Indianapolis 1, 12/24/06

## PUNT YARDS

#### Most Yards, Season

4,720 2002  
4,533 2015  
4,507 2017  
4,189 2013  
4,150 2012  
4,028 2003

#### Most Yards, Game

518 at Jacksonville, 12/17/17  
488 at Tennessee, 12/2/12  
442 vs. Oakland, 11/17/13  
440 at Cincinnati, 9/14/17  
436 at Jacksonville, 11/27/11  
435 at Indianapolis, 12/1/02

#### Fewest Yards, Season

2,240 2008  
2,296 2007  
2,650 2010  
2,866 2009  
2,990 2005

#### Fewest Yards, Game

39 at Buffalo, 11/1/09  
47 vs. Miami, 10/7/07  
59 vs. Cincinnati, 10/26/08  
59 vs. Carolina, 12/18/11



## TEXANS RECORDS - REGULAR SEASON TEAM

64 vs. Jacksonville, 12/24/05

### Most Yards, Season, Opponent

4,693 2015

4,176 2012

4,161 2013

3,896 2011

3,892 2002

### Most Yards, Game, Opponent

540 vs. Oakland, 11/17/13

470 at Jacksonville, 9/16/12

427 at Tennessee, 12/27/15

427 vs. Oakland, 10/4/09

413 vs. Buffalo, 9/28/14

### Fewest Punting Yards, Season, Opponent

2,528 2005

2,535 2007

2,880 2004

2,930 2010

2,949 2006

### Fewest Punting Yards, Game, Opponent

0 vs. Jacksonville, 10/14/07

vs. Indianapolis, 10/23/05

39 vs. Pittsburgh, 9/18/05

41 at Seattle, 10/16/05

45 at Indianapolis, 9/14/06

### Highest Punting Average, Season

49 2017, 92 punts

47.6 2013, 88 punts

47.2 2015, 96 punts

47.2 2012, 88 punts

45.8 2014, 84 punts

44 2011, 74 punts

### Lowest Punting Average, Season

38.8 2005, 77 punts

40.7 2002, 116 punts

41.2 2004, 73 punts

41.5 2003, 97 punts

41.6 2006, 76 punts

### Highest Punting Average, Game (Minimum 4 punts)

58.9 at Arizona, 11/10/13, 7 punts

58.5 at New England, 9/24/17, 4 punts

54.5 vs. Indianapolis, 10/9/14, 4 punts

54.2 at Denver, 9/23/12, 5 punts

52.8 vs. Atlanta, 12/4/11, 5 punts

### Highest Punting Average, Season, Opponent

47.3 2017, 81 punts

46.9 2011, 83 punts

46.8 2009, 76 punts

46.5 2015, 101 punts

45.7 2013, 91 punts

### Lowest Punting Average, Game (Minimum 4 punts)

30.7 at Chicago, 12/19/04, 7 punts

33.8 at Indianapolis, 11/14/04, 4 punts

34.2 at Jacksonville, 11/12/06, 5 punts

34.3 at Cleveland, 11/25/07, 4 punts

34.7 vs. Jacksonville, 11/17/02, 6 punts

### Highest Punting Average, Game, Opponent (Minimum 4 punts)

56.8 at Oakland, 12/3/06, 4 punts

at Dallas, 10/15/06, 4 punts

53.9 at Carolina, 9/20/15, 7 punts

53.4 vs. Oakland, 10/4/09, 8 punts

52.8 at San Diego, 10/28/07, 5 punts

52.2 twice, last at Tennessee, 9/16/18, 5 punts

### Lowest Punting Average, Season, Opponent

39.7 2002, 98 punts

40.1 2005, 63 punts

41.7 2004, 69 punts

2003, 75 punts

43 2007, 59 punts

### Lowest Punting Average, Game, Opponent (Minimum 4 punts)

25.7 at Washington, 12/22/02, 7 punts

31.2 at San Francisco, 1/1/06, 10 punts

31.3 vs. New England, 11/23/03, 4 punts

33 vs. Cleveland, 10/30/05, 4 punts

34 at Cleveland, 11/25/07, 5 punts

## PUNT RETURNS

### PUNT RETURN TOUCHDOWNS

#### Most Touchdowns, Punt Returns

2 2008 Jacoby Jones 73 yards vs. Cincinnati, 10/26/08; Jacoby Jones 70 vs. Miami, 10/12/08

1 2013 Keshawn Martin 87 vs. Oakland, 11/17/13

2011 Jacoby Jones 79 vs. Indianapolis, 9/11/11

2002 Avion Black 76 vs. Baltimore, 12/15/02

2016 Will Fuller V 67 vs. Tennessee, 10/2/16

#### Most Touchdowns, Punt Returns, Opponent

1 2017 Tyreek Hill 82 yards vs. Kansas City, 10/8/17

2013 Tandon Doss 76 at Baltimore, 9/22/13

2012 Marcus Thigpen 72 vs. Miami, 9/9/12

2008 Johnnie Lee Higgins 80 at Oakland, 12/21/08

2006 Adam Jones 53 at Tennessee, 10/29/06

2005 Adam Jones 52 at Tennessee, 12/11/05

2003 Dante Hall 73 vs. Kansas City, 9/21/03

### PUNT RETURNS

#### Most, Season

53 2002

52 2015

51 2011

45 2009

42 2013

#### Most, Game

# TEXANS RECORDS - REGULAR SEASON TEAM

7	vs. Oakland, 11/17/13
	at Jacksonville, 11/27/11
	vs. Oakland, 10/4/09
	at Baltimore, 12/4/05
6	at Carolina, 9/20/15
	at Jacksonville, 9/16/12

## Fewest, Season

23	2006
30	2005
32	2008
33	2007
34	2014

## Most Returns, Season, Opponent

60	2015
58	2002
49	2017
48	2012
43	2013
	2003

## Most Returns, Game, Opponent

7	vs. Dallas, 9/8/02
6	9x - last: vs. Cleveland, 10/15/17

## Fewest Punt Returns, Season, Opponent

19	2007
21	2008
24	2009
29	2010
30	2004

## PUNT RETURN YARDS

### Most Yards, Season

529	2011
512	2002
449	2009
414	2012
386	2008

### Most Yards, Game

125	vs. Oakland, 11/17/13
100	at Arizona, 10/11/09
92	vs. Baltimore, 12/15/02
91	at Jacksonville, 11/27/11
	vs. Indianapolis, 9/11/11

### Fewest Yards, Season

208	2014
223	2005
235	2010
242	2006
266	2003

### Fewest Yards, Game

-12	vs. Detroit, 10/19/08
-6	at Denver, 11/7/04
-4	at Tennessee, 12/2/07

-3	at Philadelphia, 12/2/10
----	--------------------------

## Most Punt Return Yards, Season, Opponent

612	2015
608	2017
530	2013
483	2012
407	2003
396	2014

## Most Punt Return Yards, Game, Opponent

93	at Baltimore, 9/22/13
82	vs. Pittsburgh, 12/25/17
80	2x - last: at Oakland, 12/21/08
76	vs. Miami, 9/9/12
74	at Arizona, 11/10/13
73	vs. Kansas City, 9/21/03

## Fewest Punt Return Yards, Season, Opponent

104	2009
151	2007
219	2005
233	2010
235	2008

## Fewest Punt Return Yards, Game, Opponent

-4	vs. Oakland, 10/4/09
-3	at Pittsburgh, 9/7/08
-2	at San Diego, 9/15/02
-1	at Indianapolis, 12/1/02

## PUNT RETURN AVERAGE

### Highest Average, Season

12.06	2008
10.89	2012
10.52	2006
10.37	2011
9.98	2009

### Highest Average, Game (Minimum 4 returns)

21.75	vs. Miami, 10/12/08
20	at Arizona, 10/11/09
18.25	at Buffalo, 11/1/09
17.86	vs. Oakland, 11/17/13
16.75	at Tennessee, 12/2/12

### Lowest Average, Season

6.12	2014
6.65	2010
6.71	2003
7.25	2015
7.43	2005
8.23	2004

### Lowest Average, Game (Minimum 4 returns)

1.8	vs. Tennessee (OT), 9/15/13
2.25	vs. Baltimore, 10/21/12
2.5	at Tampa Bay, 11/13/11
3	at Miami, 9/7/03

# TEXANS RECORDS - REGULAR SEASON TEAM

3.4	vs. Tampa Bay, 9/27/15
<b>Highest punt return Average, Season, opponent</b>	
12.41	2017
12.38	2014
12.32	2013
11.19	2008
10.2	2015
<b>Highest punt return Average, Game , opponent (Minimum 4 returns)</b>	
19.8	vs. Kansas City, 10/8/17
17.25	at Jacksonville, 10/27/02
16.8	at Indianapolis, 12/20/15
16.4	vs. Pittsburgh, 12/25/17
16.3	at Cincinnati, 9/14/2017
16	vs. Indianapolis, 9/22/02
<b>Lowest Punt Return Average, Season, Opponent</b>	
4.33	2009
5.66	2002
6.64	2005
7.64	2006
7.95	2007
<b>Lowest Punt Return Average, Game, Opponent (Minimum 4 returns)</b>	
-0.33	at San Diego, 9/15/03
-0.18	at Indianapolis, 12/1/02
1	at Jacksonville, 11/27/11
1.43	vs. Dallas, 9/8/02
3.17	at Miami, 10/25/15

## KICKOFF RETURNS

### KICKOFF RETURN TOUCHDOWNS

<b>Most Touchdowns, Kickoff Returns, Season</b>	
4	2007
2	2005
1	2009
<b>Most Touchdowns, Kickoff Returns, Game</b>	
2	André Davis 104 and 97 yards vs. Jacksonville, 12/30/2007
1	Jacoby Jones 95 vs. Oakland, 10/4/09
	André Davis 97 vs. Tampa Bay, 12/9/07
	Jerome Mathis 84 vs. Indianapolis, 9/23/07
	Jerome Mathis 99 vs. Kansas City, 10/23/05
	Jerome Mathis 89 vs. Indianapolis, 10/23/05
<b>Most Touchdowns, Kickoff Returns, Season, Opponent</b>	
1	2013
	2012
	2010
	2006
	2004
	2002
<b>Most Touchdowns, Kickoff Returns, Game, Opponent</b>	
1	Deji Karim 101 yards at Indianapolis, 12/30/12
	Joe McKnight 100 at N.Y. Jets, 10/8/12

David Reed 103 vs. Baltimore (OT), 12/13/10
Ellis Hobbs 93 at New England, 12/17/06
Eddie Drummond 99 at Detroit, 9/19/04
André Davis 95 at Cleveland, 10/20/02

## KICKOFF RETURNS

<b>Most, Season</b>	
84	2005
80	2003
77	2002
74	2007
72	2008
<b>Most, Game</b>	
8	4x - last: at Indianapolis, 11/16/08
7	20x - last: at N.Y. Jets, 11/21/10
<b>Fewest, Season</b>	
18	2015
20	2014
29	2011
44	2012
51	2013
<b>Most Returns, Season, Opponent</b>	
73	2008
72	2010
71	2009
69	2007
62	2012
<b>Most Returns, Game, Opponent</b>	
7	7x - last: vs. Baltimore, 10/21/12
<b>Fewest Returns, Season, Opponent</b>	
27	2017
39	2013
40	2015
45	2014
46	2011
52	2006
	2002

## KICKOFF RETURN YARDS

<b>Most Yards, Season</b>	
2,173	2005
1,961	2007
1,700	2003
1,609	2006
1,550	2008
<b>Most Yards, Game</b>	
278	vs. Kansas City, 11/20/05
266	vs. Indianapolis, 10/23/05
234	vs. Jacksonville, 12/30/07
233	vs. Indianapolis, 9/23/07
207	at Indianapolis, 11/16/08
<b>Fewest Yards, Season</b>	

## TEXANS RECORDS - REGULAR SEASON TEAM

422	2014
430	2015
558	2017
730	2011
953	2012
1,257	2013
<b>Most Return Yards, Season, Opponent</b>	
1,741	2010
1,630	2008
1,597	2009
1,595	2012
1,593	2007
<b>Most Return Yards, Game, Opponent</b>	
233	vs. Baltimore (OT), 12/13/10
201	vs. Baltimore, 10/21/12
199	vs. Oakland, 10/3/04
191	vs. Miami, 10/7/07
189	at Buffalo, 11/1/09
<b>Fewest Return Yards, Season, Opponent</b>	
547	2017
977	2015
1,004	2013
1,030	2011
1,135	2016
1,149	2003

### KICKOFF RETURN AVERAGE

<b>Highest Average, Season</b>	
26.5	2007
25.9	2005
25.2	2011
24.7	2013
23.9	2015
<b>Highest Average, Game (Minimum 4 returns)</b>	
46.8	vs. Jacksonville, 12/30/07
38.0	vs. Indianapolis, 10/23/05
35.4	vs. Cleveland, 10/30/05
34.8	vs. Kansas City, 11/20/05
33.3	vs. Indianapolis, 9/23/07
<b>Lowest Average, Season</b>	
19.8	2010
19.9	2002
20.7	2017
21.0	2004
21.1	2014
21.3	2003
<b>Lowest Average, Game (Minimum 4 returns)</b>	
11.8	at Cincinnati, 12/11/11
12.7	at N.Y. Jets, 11/21/11
13.3	vs. Jacksonville, 12/24/05
13.5	at Detroit, 9/19/04

13.7	at Jacksonville, 10/14/07
<b>Highest Return Average, Season, Opponent</b>	
26.0	2014
25.7	2013
25.7	2012
24.4	2015
24.2	2010
<b>Highest Return Average, Game, Opponent (Minimum 4 returns)</b>	
42.5	at Indianapolis, 12/30/12
42.0	at Cleveland, 10/20/02
39.3	at Detroit, 9/19/04
38.8	vs. Baltimore (OT), 12/13/10
36.3	vs. Tennessee, 10/9/05
<b>Lowest Return Average, Season, Opponent</b>	
20.26	2017
21.68	2005
21.71	2003
22.23	2002
22.33	2008
22.39	2011
<b>Lowest Return Average, Game, Opponent (Minimum 4 returns)</b>	
13.0	vs. Buffalo, 11/4/12
14.3	at Jacksonville, 10/30/11
15.0	vs. Green Bay, 11/21/04
15.8	vs. Dallas, 9/8/02
16.0	at Green Bay, 12/7/08

## FUMBLES

### FUMBLES

<b>Most Fumbles, Season</b>	
34	2002
30	2005
28	2008
	2006
26	2007
25	2017
<b>Most Fumbles, Game</b>	
6	at Green Bay, 12/7/08
5	at Baltimore, 12/4/05
	at Jacksonville, 11/6/05
4	10x - last: vs. Arizona, 11/19/17
3	vs. Jacksonville, 9/10/17
<b>Most Fumbles, Season, Opponent</b>	
27	2009
24	2014
	2007
	2005
23	2012
	2002
<b>Most Fumbles, Game, Opponent</b>	



# TEXANS RECORDS - REGULAR SEASON TEAM

5 at Chicago, 12/19/04

4 6x - last: at Oakland, 9/14/14

## FUMBLES LOST

### Most Fumbles Lost, Season

17 2007

14 2002

12 2008

2006

11 2017

### Most Fumbles Lost, Game

3 at Atlanta, 10/4/15

at Cincinnati, 12/11/11

at Green Bay, 12/7/08

vs. Tennessee, 10/21/07

at Tennessee, 10/29/06

vs. Jacksonville, 9/10/17

### Most Fumbles Lost, Season, Opponent

14 2014

2012

2007

13 2009

11 2015

2006

2002

### Most Fumbles Lost, Game, Opponent

3 at Tennessee, 12/27/15

at Tennessee, 12/2/12

vs. Oakland, 10/4/09

at Jacksonville, 10/14/07

at Oakland, 12/3/06

at Pittsburgh, 12/8/02

## FUMBLE RECOVERY TOUCHDOWNS

### Most Touchdowns, Fumble Recovery, Season

3 2007

2004

2 2017

2009

2006

1 2015

2014

2011

2002

### Most Touchdowns, Fumble Recovery, Game

1 Lamarr Houston 24 vs. Indianapolis, 11/5/17

Jadeveon Clowney 22 at New England, 9/24/17

Quintin Demps 33 at Tennessee, 12/27/15

J.J. Watt 45 vs. Indianapolis, 10/9/14

Wade Smith 0 (own) at Baltimore, 10/16/11

Bernard Pollard 0 vs. New England, 1/3/10

Dominique Barber 48 (own) vs. N.Y. Jets, 9/13/09

DeMeco Ryans 26 vs. Tennessee, 10/21/07

Kevin Walter 0 at Carolina, 9/16/07

Mario Williams 38 vs. Kansas City, 9/9/07

Anthony Maddox 47 vs. Cleveland, 12/31/06

Demarcus Faggins 58 at Oakland, 12/3/06

Antwan Peek 66 at Jacksonville, 12/26/04

Charlie Anderson 60 at Chicago, 12/19/04

Jamie Sharper 16 vs. Oakland, 10/3/04

Kenny Wright 40 at Pittsburgh, 12/8/02

### Most Touchdowns, Fumble Recovery, Season, Opponent

2 2013

2007

2006

### Most Touchdowns, Fumble Recovery, Game, Opponent

2 at Atlanta, 10/4/15

## INTERCEPTIONS

### INTERCEPTIONS

### Most Interceptions Thrown, Season

22 2013

21 2007

20 2008

18 2003

17 2017

2009

### Most Interceptions Thrown, Game

4 vs. Baltimore, 11/9/08

at San Diego, 10/28/07

vs. New England, 12/17/06

### Fewest Interceptions Thrown, Season

9 2011

12 2010

12 2015

### Most Interceptions Thrown, Season, Opponent

22 2004

20 2014

17 2011

15 2012

### Most Interceptions Thrown, Game, Opponent

4 at Jacksonville, 11/12/06

at Tennessee, 10/17/04

3 vs. Cleveland, 10/15/17

### Fewest Interceptions Thrown, Season, Opponent

7 2013

2005

10 2002

11 2017

2007

2006

# TEXANS RECORDS - REGULAR SEASON TEAM

## INTERCEPTION RETURN YARDS

### Most Interception Return Yards, Season

483	2014
393	2004
333	2012
212	2009
205	2003

### Most Interception Return Yards, Game

135	at Pittsburgh, 12/8/02
118	vs. Tennessee, 9/30/12
102	at Kansas City, 9/26/04
100	vs. Tennessee, 11/30/14
95	vs. Tennessee, 12/21/03

### Most Interception Return Yards, Season, Opponent

400	2017
357	2013
294	2009
277	2002
267	2007
225	2005

### Most Interception Return Yards, Game, Opponent

106	vs. Cincinnati, 11/3/02
103	vs. St. Louis, 10/13/13
99	at Tennessee, 9/21/08
98	at Seattle, 10/29/17
96	at San Diego, 10/28/07

## INTERCEPTION RETURNS FOR TOUCHDOWN

### Most Touchdowns, Interception, Season

4	2014
3	2012
2	2017
	2015
	2004
	2002

### Most Touchdowns, Interception, Game

2	vs. Tennessee, 9/30/12
	at Pittsburgh, 12/8/02

### Most Touchdowns, Interception, Season, Opponent

5	2013
3	2009
	2005
	2003
2	2017
	2010

### Most Touchdowns, Interception, Game, Opponent

1	24x - last: at Seattle, 10/29/17
---	----------------------------------

## TOTAL TURNOVERS

## TAKEAWAYS

### Most Takeaways, Season

34	2014 (20 int., 14 fum. recoveries)
30	2004 (22 int., 8 fum. recoveries)
29	2012 (15 int., 14 fum. recoveries)
27	2009 (14 int., 13 fum. recoveries)
27	2011 (17 int., 10 fum. recoveries)

### Fewest Takeaways, Season

11	2013 (7 int., 4 fum. recoveries)
16	2005 (7 int., 9 fum. recoveries)
18	2010 (13 int., 5 fum. recoveries)
21	2002 (10 int., 11 fum. recoveries)

### Most Takeaways, Game

6	at Tennessee, 12/2/12 (3 int., 3 fum. recoveries)
5	at Pittsburgh, 12/8/02 (2 int., 3 fum. recoveries)
	vs. Jacksonville, 9/28/03 (3 int., 2 fum. recoveries)
	vs. Oakland, 10/3/04 (3 int., 2 fum. recoveries)
	at Oakland, 12/3/06 (2 int., 3 fum. recoveries)
	at Cleveland, 11/23/08 (3 int., 2 fum. recoveries)

## GIVEAWAYS

### Most Giveaways, Season

38	2007 (21 int., 17 fum.)
32	2008 (20 int., 12 fum.)
31	2013 (22 int., 9 fum.)
29	2002 (15 int., 14 fum.)
28	2018 (17 int., 11 fum.)
	2009 (17 int., 11 fum.)

### Fewest Giveaways, Season

17	2012 (13 int., 4 fum.)
18	2010 (12 int., 6 fum.)
20	2015 (12 int., 8 fum.)
20	2011 (9 int., 11 fum.)
22	2014 (13 int., 9 fum.)

### Most Giveaways, Game

6	vs. Tennessee, 10/21/07 (3 int., 3 fum.)
5	at San Diego, 10/28/07 (4 int., 1 fum.)
	at Tennessee (OT), 10/29/06 (2 int., 3 fum.)
	at Buffalo, 9/11/05 (3 int., 2 fum.)
4	at Los Angeles, 11/12/17 (2 int., 2 fum.)
	vs. Jacksonville, 9/11/17 (1 int., 3 fum.)

## SAFETIES

## SAFETIES

### Season

3	2002
2	2009
1	2017

# TEXANS RECORDS - REGULAR SEASON TEAM

2014	
2013	
2012	
2016	
<b>Season, Opponent</b>	
2	2003
	2002
<b>Game</b>	
1	vs. Cleveland, 10/15/17
	vs. Jacksonville, 12/28/14
	vs. Tennessee, 9/15/13
	vs. Baltimore, 10/21/12
	at Jacksonville, 12/6/09
	vs. Oakland, 10/4/09
	vs. Baltimore, 12/15/02
	vs. N.Y. Giants, 11/24/02
	vs. Dallas, 9/8/02
<b>Game, Opponent</b>	
2	at Buffalo, 11/16/03
1	at Indianapolis, 12/31/17
	vs. Cincinnati, 11/23/14
	at Indianapolis, 12/15/13
	at Denver, 9/23/12
	vs. Baltimore, 11/9/08
	at Chicago, 12/19/04
	at Washington, 12/22/02
	vs. Jacksonville, 12/18/16
	at Jacksonville, 10/27/02

## PENALTIES

### PENALTIES

<b>Most Penalties, Season</b>	
136	2002
121	2003
124	2017
112	2013
108	2012
107	2015
106	2005
	2004
<b>Most Penalties, Game</b>	
14	at Jacksonville, 12/17/17
	at Indianapolis, 12/15/13
	at Jacksonville, 12/5/13
	at Baltimore, 9/22/13
	at Indianapolis, 12/1/02
13	vs. Indianapolis, 10/8/15
	at Indianapolis, 11/8/09
	at Seattle, 10/16/05

<b>Fewest Penalties, Season</b>	
80	2008
82	2007
90	2010
	2006
94	2014
<b>Fewest Penalties, Game</b>	
1	at Tennessee, 12/27/15
	vs. Tennessee, 9/30/12
	vs. Oakland, 10/4/09
	at Oakland, 12/21/08
	vs. Miami, 10/12/08
	vs. Indianapolis, 10/5/08
	at Pittsburgh, 12/8/02
<b>Most Penalties, Season, Opponent</b>	
123	2004
122	2017
116	2015
105	2010
	2005
103	2013
<b>Most Penalties, Game, Opponent</b>	
14	at Cincinnati, 10/2/05
13	vs. Oakland, 10/3/04
	vs. Buffalo, 10/13/02
12	at Tennessee, 12/19/10
	vs. Washington, 9/24/06
<b>Fewest Penalties, Season, Opponent</b>	
81	2008
	2007
88	2011
90	2012
92	2009
<b>Fewest Penalties, Game, Opponent</b>	
0	vs. New England, 12/1/13
1	at N.Y. Jets, 11/26/06
	vs. Cleveland, 10/30/05
<b>Most Penalties, Season, Both Teams</b>	
238	2002
229	2004
223	2015
217	2003
215	2013
<b>Most Penalties, Game, Both Teams</b>	
24	Texans 14 at Baltimore 10, 9/22/13
24	Texans 11 vs. Buffalo 13, 10/13/02
23	Texans 9 at Cincinnati 14, 10/2/05
	Texans 14 at Indianapolis, 12/1/02
<b>Fewest Penalties, Season, Both Teams</b>	
161	2008
163	2007
186	2006

# TEXANS RECORDS - REGULAR SEASON TEAM

187	2011
	2009
<b>Fewest Penalties, Game, Both Teams</b>	
2	Texans 2 vs. New England 0, 12/1/13
3	Texans 1 at Oakland 2, 12/21/08
4	Texans 1 at Tennessee 3, 12/27/15
4	Texans 2 at Jacksonville 2, 9/28/08
5	Texans 1 vs. Miami 4, 10/12/08

## PENALTY YARDS

<b>Most Yards Penalized, Season</b>	
1,138	2013
1,050	2017
1,011	2002
961	2003
928	2004
910	2015
<b>Most Yards Penalized, Game</b>	
177	at Jacksonville, 12/5/13
129	vs. Indianapolis, 11/29/09
127	at Jacksonville, 12/17/17
	vs. Tennessee, 12/14/08
125	vs. Indianapolis, 10/8/15
114	at Indianapolis, 12/15/13
113	at Baltimore, 9/22/13
<b>Fewest Yards Penalized, Season</b>	
636	2007
664	2008
690	2010
761	2006
833	2009
<b>Fewest Yards Penalized, Game</b>	
3	vs. Tennessee, 9/30/12
5	vs. Oakland, 10/4/09
	vs. Miami, 10/12/08
	vs. Indianapolis, 10/5/08
10	at Tennessee, 9/21/08
<b>Most Yards Penalized, Season, Opponent</b>	
1,128	2017

991	2015
979	2004
955	2002
863	2012
851	2010
<b>Most Yards Penalized, Game, Opponent</b>	
128	vs. Buffalo, 10/13/02
126	vs. Washington, 9/24/06
120	at Seattle, 10/29/17
117	2x - last: at Cincinnati, 10/2/05
100	vs. Cincinnati, 11/3/02
<b>Fewest Yards Penalized, Season, Opponent</b>	
614	2007
659	2008
686	2011
728	2009
767	2003
<b>Fewest Yards Penalized, Game, Opponent</b>	
0	vs. New England, 12/1/13
5	at N.Y. Jets, 11/26/06
	vs. Cleveland, 10/30/05
9	vs. N.Y. Jets, 10/19/03
10	vs. Chicago, 12/28/08
	at New England, 12/17/06
<b>Most Yards Penalized, Season, Both Teams</b>	
2,178	2017
1,966	2002
1,947	2013
1,907	2004
1,901	2015
1,736	2012
<b>Most Yards Penalized, Game, Both Teams</b>	
234	Texans 177 at Jacksonville 57, 12/5/13
207	Texans 90 at Cincinnati 117, 10/2/05
203	Texans 75 vs. Buffalo 128, 10/13/02
200	Texans 113 at Baltimore 87, 9/22/13
197	Texans 80 vs. Dallas 117, 9/8/02



# TEXANS RECORDS - REGULAR SEASON TEAM

## ATTENDANCE

### ATTENDANCE

#### TOP 10 HOME ATTENDANCE

Attendance	Date	Opponent	Result
71,933	9/11/2016	Chicago	W, 23-14
71,908	12/13/2015	New England	L, 27-6
71,899	1/3/2016	Jacksonville	W, 30-6
71,897	11/27/2016	San Diego	L, 21-13
71,891	10/16/2016	Indianapolis	W, 26-23, (OT)
71,890	9/18/2016	Kansas City	W, 19-12
71,882	10/30/2016	Detroit	W, 20-13
71,842	12/25/2017	Pittsburgh	L, 34-6
71,836	12/24/2016	Cincinnati	W, 12-10
71,835	10/8/2017	Kansas City	L, 42-34
71,815	10/3/2016	Tennessee	W, 27-20
	10/15/2017	Cleveland	W, 33-17

#### TOP 10 ROAD ATTENDANCE

Attendance	Date	Opponent	Result
91,159	10/5/2014	Dallas	L, 20-17, (OT)
88,240	9/19/2010	Washington	W, 30-27
79,088	10/8/2012	N.Y. Jets	W, 23-17
78,843	11/21/2010	N.Y. Jets	L, 30-27
78,485	11/5/2006	N.Y. Giants	L, 14-10
77,875	12/5/2004	N.Y. Jets	L, 29-7
77,867	12/4/2016	Green Bay	L, 21-13
77,462	9/21/2014	N.Y. Giants	L, 30-17
77,433	9/26/2004	Kansas City	W, 24-21
76,865	10/24/2016	Denver	L, 27-9

#### OVERALL HOME ATTENDANCE

Year	Games	Total	Average
2002	8	559,322	69,915
2003	8	563,748	70,468

2004	8	565,192	70,649
2005	8	562,397	70,300
2006	8	561,469	70,184
2007	8	564,159	70,520
2008	8	563,364	70,421
2009	8	564,864	70,608
2010	8	568,643	71,081
2011	8	571,969	71,496
2012	8	573,321	71,665
2013	8	573,271	71,659
2014	8	574,132	71,767
2015	8	574,159	71,769
2016	8	574,947	71,868
2017	8	574,197	71,774

#### OVERALL ROAD ATTENDANCE

Year	Games	Total	Average
2002	8	502,400	62,800
2003	8	497,942	62,242
2004	8	544,857	68,107
2005	8	532,541	66,568
2006	8	524,974	65,622
2007	8	515,869	64,483
2008	8	512,254	64,032
2009	8	484,976	60,622
2010	8	539,982	67,498
2011	8	487,733	60,967
2012	8	540,654	67,582
2013	8	530,412	66,302
2014	8	541,851	67,732
2015	8	524,655	65,581
2016	8	480,790	60,099
2017	8	506,250	63,281
2018	1	128,250	64,125