

CLEVELAND BROWNS WEEKLY GAME RELEASE

REGULAR SEASON WEEK 13, GAME 12

1 P.M. ET | DECEMBER 2, 2018

AT HOUSTON TEXANS

NRG STADIUM



WR | 11 ANTONIO CALLAWAY

2018 CLEVELAND BROWNS

OVERALL (4-6-1), AFC NORTH (2-1-1)

Preseason (3-1)

Date	Opponent	Time/Result	Network
Thurs., Aug. 9	at New York Giants	W, 20-10	WEWS
FRI., AUG. 17	BUFFALO BILLS	L, 19-17	WEWS
THURS., AUG. 23	PHILADELPHIA EAGLES	W, 5-0	FOX
Thurs., Aug. 30	at Detroit Lions	W, 35-17	WEWS

Regular Season (4-6-1)

Date	Opponent	Time/Result	Network
SUN., SEPT. 9	PITTSBURGH STEELERS	T (OT), 21-21	CBS
Sun., Sept. 16	at New Orleans Saints	L, 21-18	FOX
THURS., SEPT. 20	NEW YORK JETS	W, 21-17	NFL
Sun., Sept. 30	at Oakland Raiders	L (OT), 45-42	FOX
SUN., OCT. 7	BALTIMORE RAVENS	W (OT), 12-9	CBS
SUN., OCT. 14	LOS ANGELES CHARGERS	L, 38-14	CBS
Sun., Oct. 21	at Tampa Bay Buccaneers	L (OT), 26-23	FOX
Sun., Oct. 28	at Pittsburgh Steelers	L, 33-18	CBS
SUN., NOV. 4	KANSAS CITY CHIEFS	L, 37-21	CBS
SUN., NOV. 11	ATLANTA FALCONS	W, 28-16	FOX
Sun., Nov. 18	Bye Week		
Sun., Nov. 25	at Cincinnati Bengals	W, 35-20	CBS
Sun., Dec. 2	at Houston Texans	1 P.M.	CBS
SUN., DEC. 9	CAROLINA PANTHERS	1 P.M.	FOX
Sat., Dec. 15	at Denver Broncos	8:20 P.M.	NFL
SUN., DEC. 23	CINCINNATI BENGALS	1 P.M.	CBS
Sun., Dec. 30	at Baltimore Ravens	1 P.M.	CBS

*All times Eastern

AFC North Standings

Team	W	L	T	Pct
Pittsburgh Steelers	7	3	1	.682
Baltimore Ravens	6	5	0	.545
Cincinnati Bengals	5	6	0	.455
Cleveland Browns	4	6	1	.409



CLEVELAND BROWNS WEEKLY GAME RELEASE

REGULAR SEASON WEEK 13, GAME 12

1 P.M. ET | DECEMBER 2, 2018

AT HOUSTON TEXANS

NRG STADIUM

BROWNS (4-6-1) AT TEXANS (8-3)
CAPACITY 72,220 | SURFACE TURF

NOTABLE STORYLINES

- The Browns continue their two-game road stand with a trip to Houston, Texas this Sunday to take on the Texans at NRG Stadium. It will be the team's second consecutive season visiting Houston, falling to the Texans last season, 33-17.
- The Browns kept their good momentum rolling in Week 12, topping the Cincinnati Bengals, 35-20. The win over the division opponent was the Browns' first on the road since October 2015 and gave the club its first back-to-back victories since November 2014. Additionally, The Browns moved to 4-6-1 on the season, their most wins since 2014 and are 2-1-1 in division play, their best start since the formation of the AFC North in 2002.
- The Browns offense's 28 first-half points were their most since Dec. 1, 1991 at Indianapolis (31), while the OL didn't allow sack in back-to-back games for the first time since 2007.
- Rookie QB **Baker Mayfield** completed 19 of 26 passes (73.1) for 258 yards with four touchdowns and zero interceptions (143.9 passer rating). Following his 151.2 passer rating in Week 10 and a Week 11 bye, he became the first rookie QB in NFL history to register a 140-plus passer rating in consecutive games (minimum 20 attempts). His four touchdown passes set a Browns rookie record and tied for the sixth most by a Brown in a single game.
- Rookie RB **Nick Chubb** rushed for 84 yards with a touchdown and caught three passes for 44 yards and a score in the win. After rushing for 176 yards with a touchdown and catching a touchdown pass in Week 10, Chubb is one of four rookies in NFL history with both a rushing and receiving touchdown in consecutive games, joining the New York Giants' Kink Richards (1933), the Indianapolis Colts' Rodney Culver (1992) and the Giants' Saquon Barkley (2018). On the year, Chubb's six rushing touchdowns tie for the sixth most by a Browns rookie, while his 663 rushing yards rank sixth among the same group.
- The Browns defense increased its takeaway total to 27 on the season with a pick and a fumble recovery last week. The 27 takeaways are the unit's most through the first 12 weeks of a season since 2001 (31). The Browns are second in the NFL in the takeaways column after finishing in last place a season ago with 13 and have improved their league-low 2017 turnover ratio (-28) to +14, tied for first in the NFL.
- DB **Damarious Randall** recorded his third interception of the season, joining Oakland Raider Leon Hall and San Francisco 49er Richard Sherman as the only active players with at least three picks in each of their first four career seasons. Moreover, Randall is the only player in the league to have at least a trio of interceptions each season since he entered the NFL in 2015.

Cleveland Browns at Houston Texans | Regular Season Week 13, Game 12

GAME INFORMATION

TELEVISION CBS | Channel 19 (Cleveland)

PLAY-BY-PLAY Greg Gumbel

ANALYSTS Trent Green and Bruce Arians

SIDELINE REPORTER Melanie Collins

RADIO University Hospitals Cleveland Browns Radio Network

FLAGSHIP STATIONS 92.3 The Fan (WKRK-FM)

ESPN 850 WKNR | WNCX (98.5 FM)

PLAY-BY-PLAY Jim Donovan

ANALYST Doug Dieken

SIDELINE REPORTER Nathan Zegura

SPANISH RADIO La Mega 87.7 FM

PLAY-BY-PLAY Rafael "Rafa" Hernandez-Brito

ANALYST Octavio Sequera

INSIDE THIS WEEK'S RELEASE

How they compare	4
Series history	5
Connections	5
Last time they played	6
What to look for	7
Probable starters	8-9
Team notes	10-15
Player notes	16-38
Gregg Williams bio	39-40
Rosters	41-44
How the team was built	45
Depth chart	46
Pronunciation guide	46
Transactions	47-50
The last time	51-52
Participation	53
2018 game summaries	54-59
2018 statistics	60-62

BROWNS COMMUNICATIONS STAFF

Peter John-Baptiste, Senior Vice President, Communications
pjohn-baptiste@clevelandbrowns.com, 440/891-5015

Dan Murphy, Senior Manager, Communications
dmurphy@clevelandbrowns.com, 440/824-3659


Rob McBurnett, Senior Manager, Communications
rmcburnett@clevelandbrowns.com, 440/824-6175

Mike Annarella, Coordinator, Communications
mannarella@clevelandbrowns.com, 440/891-5096

HOW THEY COMPARE



HC | GREGG WILLIAMS



HC | BILL O'BRIEN

CLEVELAND BROWNS (4-6-1)

2018 Leaders

- Rushing: Nick Chubb (122-663, 5.43, 6 TD)
- Passing: Baker Mayfield (195-311, 2,242, 17 TD, 7 INT)
- Receiving: Jarvis Landry (60-630, 10.5, 2 TD)

Gregg Williams: 19-32, fourth season as a head coach, first with the Browns. Gregg Williams was named Browns interim head coach on Oct. 29, 2018. He has served as the team's defensive coordinator since Jan. 7, 2017. Williams also served as the head coach of the Buffalo Bills from 2001-03 and has 17 seasons of experience as an NFL defensive coordinator. His defenses have finished in the top five in total defense five times, including the top defense in the NFL in 2000. Williams also oversaw a Saints defensive unit that won Super Bowl XLIV and a Titans defense that advanced to Super Bowl XXXIV.

HOUSTON TEXANS (8-3)

2018 Leaders

- Rushing: Lamar Miller (157-773, 4.92, 3 TD)
- Passing: Deshaun Watson (220-333, 2,807, 20 TD, 9 INT)
- Receiving: DeAndre Hopkins (73-1,024, 14.0, 8 TD)

Bill O'Brien: 39-36, fifth season as a head coach, fifth with the Texans. Bill O'Brien was named head coach of the Houston Texans on Jan. 2, 2014. In his first four years at the helm, O'Brien guided Houston to two AFC South Division crowns. Compiling an above .500 record each of his first three seasons, O'Brien earned an NFL-best 21-1 record when leading at halftime. Prior to joining the Texans, O'Brien spent two seasons as the head coach of Penn State after spending the previous five years as a member of New England's coaching staff.

2018 NFL REGULAR SEASON RANKINGS

	Browns	Texans
Points PG	23.0 (18)	24.8 (14)
Total YPG	354.2 (18)	373.1 (12)
Rushing YPG	128.7 (9)	136.5 (4)
Passing YPG	225.5 (23)	236.5 (19)
Points APG	25.7 (22t)	20.2 (5)
Total Defensive YPG	415.4 (31)	330.6 (8)
Rushing Defensive YPG	131.8 (28)	96.8 (7)
Passing Defensive YPG	283.5 (29)	236.8 (11)
Turnover Ratio	+14 (1t)	+4 (10t)

UPCOMING MEDIA SCHEDULE

Wed., Nov. 28

- 11:25 a.m.-1:05 p.m. - Practice
- 1:30 p.m. - Texans QB Deshaun Watson conference call
- After practice - Gregg Williams available and open locker room (QB Baker Mayfield available)

Thurs., Nov. 29

- 11:20 a.m.-1:15 p.m. - Practice
- After practice - Gregg Williams available and open locker room
- 2:15 p.m. - Freddie Kitchens available in media center

Fri., Nov. 30

- 10:15 a.m. - Amos Jones available in media center
- 11:25 a.m.-12:50 p.m. - Practice
- After practice - Gregg Williams available and open locker room

Sat., Dec. 1

- No scheduled availability

Sun., Dec. 2

- 1 p.m. ET - Cleveland Browns at Houston Texans

* All times and availability are Eastern unless noted, approximate and subject to change.

** All credential requests need to be submitted via www.clevelandbrowns.com/mediacredentials by noon, six days before each home game and 10 days before each away game.

LAST WEEK'S AFC NORTH SCHEDULE

CLEVELAND (4-6-1) at CINCINNATI (5-6)	CLE, 35-20
Oakland (2-9) vs. BALTIMORE (6-5)	BAL, 34-17
PITTSBURGH (7-3-1) at Denver (5-6)	DEN, 24-17

THIS WEEK'S AFC NORTH SCHEDULE

CLEVELAND (4-6-1) at Houston (8-3)	Sun., Dec. 2, 1 p.m.
BALTIMORE (6-5) at Atlanta (4-7)	Sun., Dec. 2, 1 p.m.
Denver (5-6) vs. CINCINNATI (5-6)	Sun., Dec. 2, 1 p.m.
L.A. Chargers (8-3) vs. PITTSBURGH (7-3-1)	Sun., Dec. 2, 8:20 p.m.

NEXT WEEK'S AFC NORTH SCHEDULE

Carolina (6-5) vs. CLEVELAND (4-6-1)	Sun., Dec. 9, 1 p.m.
BALTIMORE (6-5) at Kansas City (9-2)	Sun., Dec. 9, 1 p.m.
CINCINNATI (5-6) at L.A. Chargers (8-3)	Sun., Dec. 9, 4:05 p.m.
PITTSBURGH (7-3-1) at Oakland (2-9)	Sun., Dec. 9, 4:25 p.m.

UP NEXT



Next week, the Browns will return home to Cleveland for a 1 p.m. contest against the Carolina Panthers on Sun., Dec. 9. The game marks the teams' first meeting since 2014 and Carolina holds a 4-1 advantage over the Browns in head-to-head matchups.



SERIES HISTORY

REGULAR SEASON RESULTS:
VS. HOUSTON TEXANS

	Date	Result	Score
Houston Texans	10/20/2002	W	34-17
at Houston Texans	1/2/2005	W	22-14
at Houston Texans	10/30/2005	L	16-19
at Houston Texans	12/31/2006	L	6-14
Houston Texans	11/25/2007	W	27-17
Houston Texans	11/23/2008	L	6-16
at Houston Texans	11/6/2011	L	12-30
Houston Texans	11/16/2014	L	7-23
at Houston Texans	10/15/2017	L	17-33
Regular Season Totals		3-6-0	.333
Home		2-2-0	.500
Away		1-4-0	.200

HOUSTON HISTORY

Before the Tennessee Titans relocated from Houston in 1997, the team known as the Houston Oilers served as Southeast Texas' prominent professional team. Houston and Cleveland battled twice a year in what was then called the AFC Central Division, dating back to 1970. Prior the Browns' 1996-98 hiatus, the teams played twice each season, accumulating 52 total battles. When the Oilers moved to Nashville, Tenn., the re-named Titans and Browns continued AFC Central matchups from 1999-2001, playing six games before the current AFC North format came into alignment.

Of the 58 games played from 1970-2001 between Cleveland and Houston, the Browns held a 31-27 advantage over the Oilers. Though Houston won the lone playoff contest between the teams in 1988 by a slim margin, 24-23, the Browns won seven out of eight games from 1983-86 and only suffered one loss in the first five years.

Prior to the 2002 season, the expansion Houston Texans helped re-align each division. The Texans joined the newly-formed AFC South and the enhanced AFC Central became the current AFC North. Since the formation of the Texans, Cleveland and Houston have met nine times, with the Texans claiming six wins.

NOTABLE CONNECTIONS

- Texans assistant head coach/defensive coordinator **Romeo Crennel** served two tenures in Cleveland, first as defensive coordinator/DL coach in 2000 and then as head coach from 2005-08.

- Browns head coach **Gregg Williams** was a graduate assistant at the University of Houston from 1988-89 and was also a member of the Houston Oilers staff.

- Browns vice president of player personnel **Alonzo Highsmith** was drafted by the Houston Oilers with the third overall selection of the 1987 NFL Draft, playing three seasons in Houston. Highsmith's father, Walter, played for the Oilers in 1972.

- Browns QB **Baker Mayfield** (Austin, Lake Travis) is a Texas native. The 2017 Heisman Trophy winner began his collegiate career at Texas Tech in Lubbock, Texas, before walking on at Oklahoma and leading the Sooners to the 2017 College Football Playoff.

- Texas roots: DL **Myles Garrett** (Arlington), OL **Desmond Harrison** (Houston), WR **Rashard Higgins** (Dallas), LB **D'Juan Hines** (Houston), S **Derrick Kindred** (San Antonio) and WR **Damion Ratley** (Yoakum) are also all natives of the Lone Star State.

- Garrett and Ratley both played collegiately at Texas A&M, while Hines played for the Houston Cougars and DL **Brian Price** prepped at UT-San Antonio.

- Cleveland's strength and conditioning staff is comprised of four former Texas natives. Director of strength and conditioning **Larry Jackson** served as Texas A&M's director of football sports performance from 2012-16, with assistants **Monty Gibson** and **Dale Jones** also serving on his staff. Gibson spent 18 years within A&M's program and is a native of San Angelo, Texas. Jackson, who was a DL at A&M, is a native of Rockdale, Texas. Browns strength and conditioning assistant **Evan Marcus** held the same position at the University of Texas from 1995-97.

- Texans QB **Brandon Weeden** was a first-round draft pick by the Browns in 2012, playing two seasons with the club. Weeden set the franchise's rookie record with 3,385 passing yards. CB **Johnson Bademosi** spent his first four NFL seasons with Cleveland, leading the team in special teams tackles each of his four seasons. Bademosi's 61 special teams tackles in 2014 ranked second in the NFL.

- Texans OLB **Whitney Mercilus** (Akron) is a Northeast Ohio native and ILB **Brian Peters** is from Central Ohio (Pickerington). DE **Joel Heath** and C/G **Greg Mancz** both hail from Cincinnati, as Mancz went on to play four seasons at the University of Toledo.

- Texans DL coach **Anthony Weaver**, assistant special teams coach **Tracy Smith** and special teams coordinator **Brad Seely** all previously worked as coaches for the Browns.

- Browns WR **Blake Jackson** is a Houston, Texas native, playing his college ball at the University of Mary Hardin-Baylor.

- Texans ILB **Josh Keyes** played for the Browns in 2017.

THE LAST TWO MEETINGS VS. THE TEXANS



**BROWNS 17
TEXANS 33**

Oct. 15, 2017
NRG Stadium, Houston, Texas



**TEXANS 23
BROWNS 7**

Nov. 16, 2014
FirstEnergy Stadium, Cleveland, Ohio



The Cleveland Browns dropped their second game as Baltimore's defense forced five turnovers in a 24-10 Ravens victory. Early in the first quarter, a strip-sack by Ravens LB Terrelluggs gave Baltimore's offense a short field and a 4-yard TD run by RB Terrence West for a 7-0 lead. Midway through the second quarter, Ravens QB Joe Flacco led Baltimore on a six-play, 64-yard drive capped by a 4-yard TD strike to RB Javorious Allen, extending the lead to 14-0. Replacing injured QB DeShone Kizer, QB Kevin Hogan responded with a five-play, 83-yard drive. Hogan connected with rookie TE David Njoku for a 23-yard TD, the first TD pass of Hogan's career and the first TD reception of Njoku's, to cut the deficit, 14-7. Later in the second quarter, Ravens rookie LB Tyus Bowser intercepted a Hogan pass, resulting in a 27-yard return and a 2-yard TD pass from Flacco to WR Jeremy Maclin for a 21-7 Ravens lead at halftime. Midway through the third quarter, rookie K Zane Gonzalez connected on a 38-yard field goal to shrink Baltimore's lead, but Ravens K Justin Tucker converted a 28-yard field goal in the fourth quarter to make the score 24-10. On the game's next possession, Kizer marched the Browns 70 yards down the field before Ravens DB Lardarius Webb intercepted a Kizer pass in the end zone. Cleveland's offense wasn't able to muster any more points as Baltimore's defense sealed the 24-10 victory with a late fourth quarter stand. Early in the first quarter, OL Joe Thomas exceeded 10,000 straight snaps for his career, the longest-known streak in NFL history.

TEAM	1	2	3	4	F
Cleveland	3	0	0	14	17
Houston	10	14	9	0	33

SCORING SUMMARY

Team	Q	Time	Play
Texans	1	10:57	K.Fairbairn 40 yd. Field Goal (10-52, 4:03)
Browns	1	3:15	Z.Gonzalez 41 yd. Field Goal (4-4, 1:34)
Texans	1	0:41	W.Fuller V 39 yd. pass from D.Watson (K.Fairbairn kick) (5-87, 2:34)
Texans	2	11:08	J.Joseph 82 yd. interception return (kick failed, w/)
Texans	2	3:04	B.Miller 1 yd. pass from D.Watson (D.Watson-R.Griffin pass) (6-71, 2:49)
Texans	3	10:10	Penalty on K.Hogan enforced in end zone for a Safety
Texans	3	4:05	D.Hopkins 3 yd. pass from D.Watson (K.Fairbairn kick) (13-65, 6:05)
Browns	4	13:27	J.McCourt 56 yd. interception return (Z.Gonzalez kick)
Browns	4	1:03	S.DeValve 3 yd. pass from K.Hogan (Z.Gonzalez kick) (4-50, 0:46)

TEAM STATISTICS

	CLE	HOU
FIRST DOWNS:	16	18
TIME OF POSSESSION:	30:56	29:04
TOTAL NET YARDS: (RU/PA):	247 (134/113)	340 (123/217)
SACKS/YARDS	1/8	4/27
PUNTS/AVERAGE:	7-51.1	7-50.0
PENALTIES/YARDS:	11-72	4-44
FUMBLES/LOST:	1/0	0/0

INDIVIDUAL STATISTICS

PASSING: CLE: K.Hogan 20-37-140 (TD, 3 INT); HOU: D.Watson 17-29-225 (3 TD, INT).

RUSHING: CLE: I.Crowell 12-58, D.Johnson 5-40, K.Hogan 5-36; HOU: D.Foreman 12-59, L.Miller 15-41, D.Watson 6-23.

RECEIVING: CLE: K.Williams 4-41, R.Louis 3-25, D.Johnson 3-1, I.Crowell 2-15, S.DeValve 2-9 (TD), D.Njoku 2-0, B.Treggs 1-20, R.Higgins 1-13, S.Coates 1-11, D.Vitale 1-7; HOU: R.Griffin 3-52, L.Miller 3-40, W.Fuller V 2-62 (TD), B.Ellington 2-22, D.Hopkins 2-19 (TD), S.Anderson 2-17, B.Miller 2-5 (TD), J.Prosch 1-18.

The Browns fell to the visiting Houston Texans, 23-7, at FirstEnergy Stadium despite Brian Hoyer throwing for 300 yards for the second time of the season. Houston got on the scoreboard first when Ryan Mallett completed a 2-yard touchdown pass to J.J. Watt at the 7:13 mark in the first quarter. On the ensuing drive, Billy Cundiff missed a 38-yard field goal wide right as Cleveland looked to shrink the deficit to four points. On the Texans' next drive, a Mallett pass to the end zone was intercepted by Joe Haden, marking Haden's first of the season and giving the Browns the ball back on their own 20-yard line. Cleveland tied the game less than four minutes into the second quarter when Hoyer and Andrew Hawkins connected for a 32-yard touchdown. On their next possession, the Browns drove 51 yards in eight plays before Brian Cushing stripped Isaiah Crowell on the Houston 19-yard line. Watt recovered the fumble on the play, completing the defensive stop inside the Houston red zone. The Texans offense then drove down the field and took back the lead when Mallett found Garrett Graham for a 20-yard touchdown with 28 seconds remaining in the first half. After missing his first attempt from 52 yards on the Texans' first drive of the second half, Randy Bullock split the uprights from 46 yards with 5:16 to play in the third quarter, extending Houston's lead to 17-7. Bullock tacked on another field goal at the 9:15 mark of the fourth quarter from 37 yards away. With 4:06 to play and the Browns down 20-7, Mike Mohamed intercepted a tipped Hoyer pass. The Texans took advantage of Cleveland's second turnover when Bullock added his third field goal of the game on a 50-yard attempt to lengthen Houston's lead to 16. After driving 44 yards and crossing into Houston territory on their final possession, the Browns turned the ball over on downs with 1:15 remaining in regulation.

TEAM	1	2	3	4	F
Houston	7	7	3	6	23
Cleveland	0	7	0	0	7

SCORING SUMMARY

Team	Q	Time	Play
Texans	1	7:09	J.Watt 2 yd. pass from R.Mallett (R.Bullock kick) (12-89, 4:47)
Browns	2	8:58	A.Hawkins 32 yd. pass from B.Hoyer (B.Cundiff kick) (7-62, 2:38)
Texans	2	0:23	G.Graham 20 yd. pass from R.Mallett (R.Bullock kick) (9-78, 2:43)
Texans	3	5:16	R.Bullock 46 yd. Field Goal (10-60, 2:40)
Texans	4	9:47	R.Bullock 37 yd. Field Goal (13-38, 5:28)
Texans	4	2:47	R.Bullock 50 yd. Field Goal (6-40, 1:14)

TEAM STATISTICS

	HOU	CLE
FIRST DOWNS:	29	24
TIME OF POSSESSION:	33:53	26:07
TOTAL NET YARDS: (RU/PA):	424 (213/211)	375 (58/317)
SACKS/YARDS	2-13	0-0
PUNTS/AVERAGE:	5-39.4	6-38.5
PENALTIES/YARDS:	5-55	8-67
FUMBLES/LOST:	1/0	3/1

INDIVIDUAL STATISTICS

PASSING: HOU: R. Mallett 20-30-211 (2 TD, INT); CLE: B. Hoyer 20-50-330 (TD, INT).

RUSHING: HOU: A. Blue 36-156, J. Grimes 13-54, D. Johnson 1-6, R. Mallett 4-(-3); CLE: I. Crowell 14-61, T. West 5-12, B. Hoyer 3-(-6), B. Tate 2-(-9).

RECEIVING: HOU: A. Johnson 7-68, D. Johnson 5-21, D. Hopkins 4-80, G. Graham 2-34 (TD), K. Martin 1-6, J. Watt 1-2 (TD); CLE: A. Hawkins 6-97 (TD), T. Gabriel 5-92, M. Austin 3-31, J. Dray 2-46, I. Crowell 2-30, T. Benjamin 1-23, G. Barnidge 1-11.

**WHAT TO LOOK FOR THIS WEEK****Team**

- A win will mark the first time the club has won consecutive road games since 2014 (two). It will also be the first time the Browns have won three straight games since 2014 (three), as well as the first time they've won three straight games by double digits since 2014 (three).
- By not allowing a sack, it will be the first time the Browns haven't let defenders drop the QB in three consecutive games since 1988.
- A rushing score by any Brown will give the team 13 on the year and will be the most by a Browns team through the first 12 games of a season since 2014 (15). With two rushing scores, will tie the 2014 Browns offense and will be the most by a Browns team in the same span since 1969 (15).
- With another successful two-point conversion, the 2018 Browns would set the franchise record for most in a single season (five).
- With a takeaway, will become the first Browns team since 2001 (33) to have at least 28 takeaways through the first 12 games of a season.

RB Nick Chubb

- With another multi-rushing touchdown performance, would become the first Browns rookie since Isaiah Crowell in 2014 to do so twice in a season. The total would tie for the second-most multi-touchdown games by a Browns rookie in the category.
- With another 100-yard performance, would become the first Browns rookie to do so three times in a season since Trent Richardson in 2012 (three), tying a franchise record.
- With another 40-plus-yard rushing touchdown, would become the first NFL player since Doug Martin and Adrian Peterson in 2012 to do so four times in a season.
- Is 112 scrimmage yards away from the 10th most by a Browns rookie in history (867).

- A rushing and receiving score will mark the first time an NFL player has done so in three consecutive games since Cincinnati's Pete Johnson (1981) and will tie for the longest streak in league history. He will also be the first rookie to accomplish the feat and will be the first rookie to have recorded three such games in a season since Gale Sayers in 1965, an NFL record.

RB Duke Johnson Jr.

- With 50-plus receiving yards, will mark the 16th times he's done so in a single game and will tie him fifth among all active RBs in the category (LeSean McCoy).
- With a receiving touchdown, will have nine for his career and will have the second most by a Browns RB since 1999, behind Steve Heiden (12).

WR Jarvis Landry

- With at least 10 receptions, will have done so in nine games since 2015 and will tie him with Larry Fitzgerald for third in the category since that time. With at least 11 catches, will have done so in five games since 2015 and can tie Keenan Allen for third in the category.
- With at least a pair of catches, will have done so in 75 consecutive games, the longest streak in the league since 2014 and the second-longest active mark.
- With 100 receiving yards, will have done so in three of 12 games this season and will make him the first Brown to accomplish the feat since Terrelle Pryor in 2016. The three games will also tie for the fourth-best total by a Brown.
- With eight catches, will pass Kellen Winslow (67) in 2006 for the most receptions by a Brown through the first 12 games of a season.

QB Baker Mayfield

- With at least 20 completions for 200-plus yards, will mark the sixth game he's done so and will be the second-highest total by a Browns rookie QB in a season. It will also tie Jim Kelly (1986), Marcus Mariota (2015), Carson Palmer (2004), Dak Prescott (2016) and Matthew Stafford (2009) for the sixth most by a rookie QB in the first 12 games of a season.
- By throwing for a touchdown, 20 completions and 200 yards, will have done so in six games this season. He will join Stafford (2009) in second place on the list of rookies who have accomplished the feat in their first 10 career games.
- By throwing multiple touchdowns, will have done so in seven games this season, already the most by a Browns rookie in a year. The seven games will also be the most by Browns QB since Derek Anderson (10) in 2007. He will also tie for the fourth most by an NFL rookie in a season, along with Prescott (2016), Dan Marino (1983) and Peyton Manning (1998).
- With at least two passing scores, will have done so in six consecutive games and starts for the first time by a Brown since Frank Ryan in 1967. He will also tie for the best streak in franchise history.
- With three passing touchdowns, will be the first time a Brown has done so in three straight games in a season since Ryan (three) in 1963.
- A passing score will mark the first time a Brown has done so in nine straight starts in a season since Bernie Kosar (10) in 1987.
- Could become the first player in franchise history to throw four or more passing touchdowns in consecutive games.

OL Kevin Zeitler

- Will appear in his 100th career game.

DL Myles Garrett

- With at least one sack, will have 18 in his first 23 career games, tying Brian Orakpo (2009-10) for the fifth most by an NFL player in that span.
- With 1.5 sacks, will tie Reggie Camp (1983-84) for the most by a Brown in his first two seasons with 18.5.
- With multiple sacks, will have notched at least two in four of the first 12 games of the season, a new team record. It will also tie Jamir Miller in 2001 for the most by a Brown in a year.
- With at least two sacks, will have done so in five career games to tie for the fourth-best mark by a player in his first two seasons and will tie for the most since Joey Bosa (five) in 2016-17.

DB Damarious Randall

- Another interception can tie him with Darius Slay for the third-most interceptions by a single player since 2015 with 14.
- Another interception will be his fourth of the season and will be the first time a Brown has recorded that many through the first 12 games of a season since Tashaun Gipson in 2014 (six).

DB Denzel Ward

- Another interception will be his fourth of the season and will be the first time a Brown has recorded that many through the first 12 games of a season since Tashaun Gipson in 2014 (six). It will also be the first time a Browns rookie has done so since Anthony Henry in 2001. Ward will become the first Browns rookie to have at least four total interceptions in a season since Joe Haden in 2010 (six).

P Britton Colquitt

- With three punts inside the 20, will mark a new team record for a single season (33).



PROBABLE OFFENSIVE STARTERS

WR Jarvis Landry - Leads the team with 60 catches for 630 yards and two TDs through 11 games...Extended active streak of at least two receptions per game to 74 games at Cin. in Week 12...Caught a season-best 10 receptions in the Week 7 contest at TB, accounting for 97 receiving yards and a TD...Completed first NFL pass since 2015 on a successful two-point conversion attempt to QB Baker Mayfield in Week 3...Traded from the Miami Dolphins this past offseason, having led the NFL with 112 receptions in 2017...His 460 career receptions are the most all-time by an NFL player through their first five seasons...Three-time Pro Bowl selection from 2015-17.

LT Greg Robinson - Started third consecutive game at LT in Week 12 at Cin...Has played in all 11 games this season...Joined the Browns prior to training camp...Started the first six games of the 2017 season for Detroit at LT before being placed on IR...Was the No. 2 overall pick by the Rams in the 2014 NFL Draft out of Auburn University.

LG Joel Bitonio - Started all 58 games he's appeared in since being drafted by the Browns in the second round (35th overall) of the 2014 NFL Draft...2018 Pro Bowl alternate...Signed five-year extension this past offseason with the Browns.

C JC Tretter - Started 27th consecutive game at C as a Cleveland Brown Week 12 at Cin., his 58th career game...Originally selected by the Green Bay Packers in the fourth round (122nd overall) of the 2013 NFL Draft...Signed by the Browns as an unrestricted free agent during the 2017 offseason.

RG Kevin Zeitler - Started at RG Week 12 at Cin., his 97th start out of 98 career games...Started every game from 2017-18 for the Browns...Originally drafted by the Cincinnati Bengals in the first round (27th overall) of the 2012 NFL Draft...Joined the Browns as an unrestricted free agent during the 2017 offseason.

RT Chris Hubbard - Started 11th career game as a Cleveland Brown in Week 12 at Cin., his 50th career game played...Signed by the Browns as an unrestricted free agent this past offseason...Played in all 16 games for the Steelers in 2017, starting 10, for the first time in his career.

TE David Njoku - Led the team with five receptions for 63 yards and a TD at Cin. in Week 12, his fourth five-catch, 50-plus receiving yard game of the season...Has totaled 41 receptions for 431 yards and three TDs in 11 games played this season...Strung together five games of at least four catches and at least 50 receiving yards from Weeks 4-9...Played in all 16 games in 2017, leading the Browns with four receiving TDs...Set a Browns rookie TE record with his four receiving TDs in 2017...A first-round draft pick in 2017 out of Miami (Fla.).

WR Antonio Callaway - Recorded third TD of the season in Week 12 at Cin., finishing the game with four receptions for 62 yards...Also recorded ninth multi-catch game of the season in Week 12...Has 30 receptions for 388 yards and three TDs through 11 games...Had a career-long 59-yard reception at Oak in Week 4...Caught first career TD in Week 2 at NO, a 47-yard reception...Fourth-round pick (105th overall) of the 2018 NFL Draft out of Florida.

QB Baker Mayfield - Threw for a Browns rookie record four TDs at Cin. in Week 12, producing 258 yards on 19 completions and throwing TDs to four different receivers...Recorded fifth consecutive multi-passing TD game of the season in the Week 12 win...Currently sitting at 17 passing TDs through eight starts, a franchise rookie record...Started Week 10 vs. Atl. with 13 straight completions, finishing the contest with a 151.2 passer rating, the highest mark by a Browns rookie in franchise history...Became just the second rookie in team history to throw for over 340 yards in a game in Week 5's overtime win vs. Bal...Started first career game Week 4 at Oak., throwing for 295 yards and two TDs...Saw first career game action in Week 3 vs. NYJ, throwing for 201 yards in a comeback victory...Came into the Week 3 game on the final possession of the first half, leading the Browns to a win after falling to a 14-point deficit...First NFL score came by receiving a two-point conversion pass attempt from Jarvis Landry...Active, did not play in first two weeks...First overall selection of the 2018 NFL Draft...2017 Heisman Trophy Winner...Led Oklahoma to its third-consecutive Big 12 Championship, being named Big 12 Player of the Year and AP Player of the Year following the 2017 season...Began college career as a walk on at Texas Tech before walking on at Oklahoma University.

RB Nick Chubb - Recorded a rushing TD and a receiving TD in second consecutive game, the first player in franchise history to do so, at Cin. in Week 12...Currently sitting at 755 scrimmage yards and eight total TDs on the season...Set the franchise record for longest rushing score in team history on a 92-yard rushing TD vs. Atl. in Week 10, finishing the game with a career-best 176 rushing yards...His six rushing TDs this season are the most by a Browns rookie RB since 2014...Rushed for 105 yards and two TDs on just three carries and the longest TD run by a Browns rookie since 2003 on a 63-yard score in Week 4 at Oak...Second-round pick (35th overall) of the 2018 NFL Draft out of Georgia...Rushed for 1,345 yards and 15 TDs in 2017, leading the Bulldogs to the College Football Playoff...Finished collegiate career ranked second in school history in career rushing yards.

TE Darren Fells - Started seventh game of the season at Cin. in Week 12, catching second TD pass of the season...Has played in all 11 games...Caught Cleveland's longest TD pass of the season, a career-long 49-yard score, Week 4 at Oak...Acquired in the offseason as an unrestricted free agent...Played in all 16 games in 2017 for the Lions, starting 13...Had a career-best 21 receptions for 311 yards in 2015 with the Arizona Cardinals.

OFFENSIVE RESERVES

TE Pharaoh Brown - Inactive Weeks 8-12...Elevated from the team's practice squad prior to Week 8...Played in two games, starting one, last season with the Oakland Raiders...Signed with Oakland as an undrafted free agent last season out of the University of Oregon.

TE Orson Charles - Played in 11th game of the season at Cin. in Week 12...Has two starts in 11 games played...Caught one pass for eight yards in Week 6...Saw action in five games last season with the Kansas City Chiefs...Logged a career-best 16 games played with eight catches for 101 yards with the Cincinnati Bengals in 2012.

OL Austin Corbett - Has nine games played this season...Started first career NFL game Week 5 vs. Bal...Saw first NFL game action in Week 2 at NO...Second-round draft choice (33rd overall) out of Nevada.

TE Seth DeValve - Caught first TD of the season at Pit. in Week 8, a 24-yard score...Has three receptions for 54 yards and a TD on the season...Inactive from Weeks 2-4...Started Week 1 vs. Pit...Set career marks of 395 receiving yards and 33 catches in 2017, playing in all 16 games...Fourth-round pick (138th overall) in 2016 out of Princeton.

OL Desmond Harrison - Inactive Weeks 9-12...Started Weeks 1-8 at LT...Became the first undrafted rookie to ever start at LT for the Browns...Joined the Browns as an undrafted free agent out of West Georgia...Transferred from Texas following the 2016 season.

WR Rashard Higgins - Caught one pass for 24 yards at Cin. in Week 12...Has 21 receptions for 315 yards and two TDs on the season...Caught second TD of the season in Week 10 vs. Atl., a 28-yard score...Inactive Weeks 6-8 (knee)...Caught three passes for a season-best 66 yards and a TD in Week 5 vs. Bal...Started his first game of the season in Week 4 at Oak, leading the Browns with 61 receiving yards on four catches...Played in 15 games with four starts in 2017.

RB Dontrell Hilliard - Has six games played this season...Caught first career pass, a 24-yard reception, at Pit. in Week 8...Has recorded seven kick returns for 165 yards...Elevated to the active roster from the Browns' practice squad prior to Week 6...Spent Weeks 1-6 on the club's practice squad...Recorded 32 rushes for 82 yards and two receptions for 28 yards during the preseason...Attended Tulane.

RB Duke Johnson Jr. - Caught third TD in two games vs. Atl. in Week 10, leading the team with four receptions...Has 481 scrimmage yards on the season...Matched a career-best with a season-high nine receptions for 78 yards and two TDs vs. KC in Week 9, his first career multi-TD game...Has a season total of 34 receptions for 335 yards and three receiving TDs...Became the only NFL RB with at least 50 catches in each of the last three seasons...Was a third-round pick (77th overall) by the Browns in 2015 out of Miami (Fla)...Finished career as Miami's all-time leader in total rushing yards, total all-purpose yards and total kickoff return yards.

WR Breshad Perriman - Currently sitting at six receptions for 81 yards on the season...Recorded two receptions for 33 yards vs. Atl. in Week 10...Has five games played for the Browns this season...Signed by the Browns prior to Week 6 after spending time on the Washington Redskins' roster...First-round draft pick by Baltimore in 2015 out of Central Florida.

WR Damion Ratley - Has 12 receptions for 142 yards in eight games played this season...Had three receptions for 23 yards at TB in Week 7...Posted a career-best six receptions for 82 yards vs. LAC in first career start...Sixth-round pick (175th overall) of the 2018 NFL Draft...Recorded 47 receptions for 920 yards and eight TDs over a three-year span at Texas A&M.

WR Da'Mari Scott - Inactive Weeks 7-12...Elevated to the Browns' active roster off of the practice squad prior to Week 7...Spent training camp with the club before being waived during final roster cuts...Signed with the Browns as an undrafted free agent out of Fresno State following the 2018 NFL Draft...Played in 41 games at Fresno State, catching 60 passes for 832 yards and five TDs over his career.

QB Drew Stanton - Inactive Weeks 1-3 and Weeks 5-12 (coach's decision)...Active, but did not play in Week 4 at Oak...Signed as an unrestricted free agent this past offseason...Spent 2013-17 in Arizona, making an appearance in 26 games during that span...Started the final two games of 2017 for the Cardinals, contributing to five total games played in 2017...Prior to Ari., spent one season in Ind. and five seasons with the Detroit Lions...Originally drafted by the Lions with a second-round pick (43rd overall) in the 2007 NFL Draft out of Michigan State.

QB Tyrod Taylor - Saw game action in Week 9, attempting and completing one pass for 11 yards...Active, did not play Weeks 5-8 and in Weeks 10-12...Inactive Week 4 at Oak (concussion)...Left the Week 3 matchup vs. NYJ in the first half due to injury...Notched season-best's by completing 22 passes for 246 yards and a TD at NO in Week 2...Acquired by trade from the Buffalo Bills...Led the Bills to the 2017 Wild Card round...Was selected to the Pro Bowl in 2015-16...Was a member of the Ravens' Super Bowl XLVII Championship team.

OL Earl Watford - Has eight games played with two inactive games and one active, did not play game this season...Signed as a free agent on Aug. 28 after spending time in training camp with the Bears...Prior to joining the Bears this past offseason, spent first four NFL seasons with the Arizona Cardinals...Started nine games for the Cardinals in 2017...Has 50 career games played with 21 starts.



PROBABLE DEFENSIVE STARTERS

DE Myles Garrett – Has compiled 10 sacks, three forced fumbles, 29 tackles and three passes defended on the season...Three multi-sack games in 2018...Tied for sixth in NFL with 10 sacks...Led the Browns with seven sacks and tied for the third-most ever by a Browns rookie, despite only playing in 11 games...Named to the PFWA All-Rookie team...Was the first overall selection of the 2017 NFL Draft...Earned first-team All-America honors in 2015 and 2016, becoming Texas A&M's first ever No. 1 overall selection.

DT Larry Ogunjobi – Compiled 38 tackles and 4.5 sacks on the season while starting every game...Recorded a career-best two sacks at NO...Played in 14 games as a rookie in 2017...Finished last season with 32 tackles and one sack...Drafted in the third round (65th overall) of the 2017 NFL Draft out of Charlotte...With the selection, became Charlotte's first ever NFL draft pick after setting the school records for tackles (217), tackles for loss (49.0) and sacks (13).

DT Trevon Coley – Compiled 26 tackles, one half-sack, one fumble recovery and one safety on the season while starting every game...Started 15 games in 2017, registering 41 tackles, two sacks, two passes defended and one fumble recovery...His 41 tackles in 2017 led the Browns' defensive line...Originally signed by the Baltimore Ravens as an undrafted free agent on May 6, 2016 out of Florida Atlantic University...Signed by the Browns on Jan. 2, 2017.

DE Emmanuel Ogbah – Recorded first fumble recovery of the season at CIN...Compiled two sacks, 24 tackles and seven passes defended on the season...Inactive for Weeks 2 and 3 due to injury...Started first 10 games of the 2017 season before being placed on IR (foot)...Finished the 2017 season with 29 total tackles, a career-high six passes defended, two forced fumbles and a fumble recovery...Led the Browns with 5.5 sacks as a rookie in 2016, starting all 16 games...Was a second-round draft choice (32nd overall) by the Browns in 2016.

WILL Genard Avery – Amassed 22 tackles, 2.5 sacks, two passes defended, one forced fumble and one fumble recovery on the season...Fifth-round pick (150th overall) of the 2018 NFL Draft by the Browns...Registered 232 tackles at Memphis.

MIKE Joe Schobert – Compiled 64 tackles, one interception, six passes defended, two fumble recoveries, one forced fumble and 1.5 sacks...2018 Pro Bowl selection...Second in the NFL with 142 total tackles last year...Played every defensive snap for the Browns since 2017 prior to getting injured in the third quarter vs. LAC...Played in all 16 games in each of his first two NFL seasons...Was a fourth-round selection (89th overall) of the 2016 NFL Draft.

SAM Jamie Collins Sr. – Leads the Browns with 75 tackles while recording two sacks, one interception, four passes defended and one fumble recovery...Recorded first interception of the season at TB...Recorded first forced fumble of the season at Pit...Recorded first sack of the season at Oak...Started the first six games of 2017 before being placed on IR (knee)...Joined the Browns via trade following Week 8 of the 2016 season...Was a Pro Bowl selection and second-team All-Pro in 2015, along with being a Super Bowl XLIX Champion with the New England Patriots.

CB Denzel Ward – Tied for eighth in NFL with three interceptions...Tied for sixth in NFL with 11 passes defended...Compiled 46 tackles, one forced fumble and two fumble recoveries on the season...Became the first Browns player to record two interceptions in his rookie debut since Clarence Scott in 1971...First-round pick (fourth overall) of the 2018 NFL Draft by the Browns.

CB T.J. Carrie – Amassed 51 tackles, two forced fumbles, one fumble recovery and five passes defended on the season...Recorded first fumble recovery of the season at TB...Recorded a career-high 12 tackles at Oak...Also recorded his first career sack at NO...Seventh-round pick (219th overall) by the Oakland Raiders out of Ohio...Acquired by the Cleveland Browns on March 15, 2018 as an unrestricted free agent.

S Damarious Randall – Tied for eighth in NFL with three interceptions...Recorded one interception, one pass defended and three tackles at CIN...Amassed 56 tackles, eight passes defended and one fumble recovery...Recorded career-long 50-yard interception return at Oak...Converted from CB to S this season...Started 12 games in 2017, registering 47 tackles, nine passes defended, and a career-high four interceptions...In 2016, started nine games while posting 37 tackles, nine pass breakups and three interceptions...Selected in the first round by the Green Bay Packers (30th overall) of the 2015 NFL Draft...Acquired by the Browns via trade on March 14, 2018.

S Jabrill Peppers – Compiled 50 tackles, three passes defended and two fumble recoveries on the season...Is the Browns' primary returner...Returned 20 punts for 179 yards and 15 kickoffs for 313 yards on the season...Started in 13 games during the 2017 season, amassing 57 tackles, one interception, three passes defended...Returned 30 punts for 180 yards and 14 kickoffs for 318 yards...Selected by the Browns in the first round (25th overall) of the 2017 NFL Draft out of Michigan.

DEFENSIVE RESERVES

LB Ray-Ray Armstrong – Contributed on special teams at CIN...Originally signed by the St. Louis Rams as an undrafted free agent out of Miami (FL)...Signed by the Browns on Oct. 25, 2018.

DB Briean Boddy-Calhoun – Compiled six tackles while starting at DB at CIN...Recorded 33 tackles and two passes defended on the season...Originally signed by the Jaguars as an undrafted free agent out of Minnesota...Claimed off waivers by the Browns on Sept. 4, 2016.

DB Justin Burris – Selected in the fourth round (118th overall) by the New York Jets out of North Carolina St...Signed by the Browns on Nov. 7, 2018.

DL Carl Davis – Recorded one tackle at NO...Registered a career-best 19 tackles and one half-sack in 2017 for the Ravens...Selected in the third round (90th overall) of the 2015 NFL Draft out of Iowa...Claimed off of waivers the Browns on Sept. 2, 2018.

DB Phillip Gaines – Recorded one special teams tackle at CIN...Selected in the third round (87th overall) by the Kansas City Chiefs out of Rice...Claimed off of waivers by the Browns on Nov. 7, 2018.

LB D'Juan Hines – Recorded three special teams tackles on the season...Originally signed by the Los Angeles Chargers as an undrafted free agent out of Houston...Signed by the Browns on Sept. 22, 2018.

DB Derrick Kindred – Compiled 26 tackles on the season...Recorded first interception and first forced fumble on the season at Pit...Started 10 games in 2017, finishing with 55 tackle before being placed on reserve/non-football injury (ankle) prior to Week 14.

DL Brian Price – Contributed on defense at CIN...Compiled five tackles on the season...Originally signed by the Green Bay Packers as an undrafted free agent on May 6, 2016 out of Texas-San Antonio...Added to the Browns' practice squad on Sept. 21, 2018.

DL Chris Smith – Contributed on defense at CIN...Compiled 15 tackles, one sack and one forced fumble on the season...Selected in the fifth round (159th overall) by the Jacksonville Jaguars out of Arkansas...Signed by the Browns as an unrestricted free agent on March 15, 2018.

DL Chad Thomas – Third-round pick (67th overall) of the 2018 NFL Draft by the Browns...Started 33 of 49 games at Miami (Fla.), amassing 103 tackles, 11 sacks, eight passes defended and two forced fumbles.

DB Tavierre Thomas – Recorded one tackle and two special teams tackles on the season...Signed by the Arizona Cardinals as an undrafted free agent on Apr. 30, 2018 out of Ferris State University...Claimed off of waivers by the Browns on Sept. 2, 2018.

LB Tanner Vallejo – Compiled 13 tackles and five special teams tackles on the season...Appeared in 15 games for the Bills during the 2017 season...Selected in the sixth round (195th overall) by the Bills out of Boise State...Claimed off of waivers by the Browns on Sept. 2, 2018.

DB Jermaine Whitehead – Recorded one special teams tackle...Originally signed by the San Francisco 49ers as an undrafted free agent on May. 5, 2015...Claimed off of waivers by the Browns on Nov. 7, 2018.

DL Anthony Zettel – Recorded five tackles at CIN...Compiled 10 tackles on the season...Drafted by the Detroit Lions in the sixth round (202nd overall) of the 2016 NFL draft...Signed by the Cleveland Browns on Sept. 6, 2018.

SPECIALISTS

P Britton Colquitt – Averaging 45.2 yards on 68 punts this season...Set Browns record for 40.6 net average in 2017, while also ranking fifth in the NFL setting a career-best gross average (47.6) for the season...Signed by the Browns as a free agent on Aug. 4, 2016.

LS Charley Hughlett – Recorded one forced fumble and four special teams tackles on the season...Has appeared in 59 career games, handling all of the Browns' long-snapping duties in that span...Added four special teams tackles in 2017, taking his career total to 13...Signed to the Browns' active roster from the Chiefs' practice squad on Dec. 24, 2014.

K Greg Joseph – Connected on 11 of 13 field goals and 15 of 17 PAT attempts this season...Recorded the game-winning field goal vs. Bal...Rookie out of Florida Atlantic, spent training camp with the Miami Dolphins...Converted 57 of 82 field goals over a four-year career at FAU...Finished career as FAU's all-time leader in scoring (336).

GIVE AND TAKE

After only forcing 13 turnovers in 2017, the Browns defense has already surpassed last season with a second-ranked 27 takeaways this year (14 interceptions, 13 fumble recoveries), two of which came in the previous game against the Cincinnati Bengals (one interception, one fumble recovery). It's the unit's most takeaways through the first 11 games of a season since 2001 (31). The unit currently has the third-most interceptions and the most fumble recoveries in the NFL.

With the offense giving away 10 interceptions and three fumbles this season, the Browns' turnover differential (+14) is tied with the Chicago Bears for the NFL's best tally. Last season, the Browns ranked last in the league with a -28 turnover differential.

2018 NFL TEAM LEADERS: TAKEAWAYS

	Team	Tot
1.	Chicago	29
2.	Cleveland	27
3.	Miami	22
4.	Washington	21
5t.	Indianapolis	20
5t.	L.A. Rams	20

2018 NFL TEAM LEADERS: INT

	Team	Int
1.	Chicago	20
2.	Miami	17
3.	Cleveland	14
4t.	Denver	12
4t.	New England	12

2018 NFL TEAM LEADERS: OPP. FR

	Team	FR
1.	Cleveland	13
2t.	L.A. Rams	10
2t.	Washington	10
4t.	Chicago	9
4t.	Indianapolis	9
4t.	Houston	9

2018 TEAM NFL LEADERS: TURNOVER DIFF.

	Team	Takeaways	Giveaway	Diff
1t.	Cleveland	27	13	+14
1t.	Chicago	29	15	+14
3.	L.A. Rams	20	9	+11
4.	Washington	21	12	+9
5t.	New Orleans	17	9	+8
5t.	Seattle	17	9	+8

With a combination of 14 players having at least one takeaway this season, the Browns are tied with the Indianapolis Colts for the most number of defenders contributing to takeaways.

TURNING A NEGATIVE INTO A POSITIVE

In addition to its takeaway ability, the Browns defense has forced 73 plays for negative yards by its opponents, 10th in the NFL. Additionally, The unit's 45 forced negative rushing plays by their opponents are tied for fifth in the league.

2018 NFL TEAM LEADERS: OPP. NEG. PLAYS

	Team	Tot
1.	Arizona	91
2.	Buffalo	85
3t.	Carolina	83
3t.	Pittsburgh	83
5.	Tampa Bay	81
6.	Minnesota	76
7t.	Indianapolis	75
7t.	San Francisco	75
9.	Dallas	74
10.	Cleveland	73

PASS ATTACK

The Browns defense is among the league's best in defending the pass, leading the NFL in passes defended (64).

2018 NFL TEAM LEADERS: PD

	Team	PD
1.	Cleveland	64
2.	Baltimore	62
3.	N.Y. Jets	61
4.	Denver	59
5.	Chicago	58

Additionally, the defense's 64 pass breakups and 13 forced fumbles are sixth and first, respectively, in franchise history through the first 12 weeks of a season. Its 14 interceptions are the most since 2014 (15).

ALL-TIME BROWNS TEAM LEADERS:
PD (WEEKS 1-12)

	Year	PD
1.	2001	107
2.	1991	75
3.	1994	71
4.	2014	68
5.	2006	65
6.	2018	64

ALL-TIME BROWNS TEAM LEADERS:
FR (WEEKS 1-12)

	Year	FR
1.	2018	13
2.	2012	12
3.	2000	10



SAFETY PIN

In Week 7, DL **Trevon Coley** stopped Tampa Bay Buccaneers RB Peyton Barber in his own end zone for a safety and the unit's first defensive scoring play of the season. The safety marked the 22nd in franchise history and was the first one since 2014.

The Browns, along with the Buffalo Bills, Jacksonville Jaguars, San Francisco 49ers, Los Angeles Rams and Pittsburgh Steelers, are the only teams in the NFL to have at least one safety this season.

DB DOMINANCE

As a DB unit, the Browns are among the top-ranked teams in the NFL in forced fumbles (six), passes defended (37), interceptions (10) and opponent fumble recoveries (six).

2018 NFL DB UNIT LEADERS: FF

Team	FF
1. Washington	10
2t. Cleveland	6
2t. Indianapolis	6
2t. Seattle	6
5t. N.Y. Jets	5
5t. New Orleans	5

2018 NFL DB UNIT LEADERS: FR

Team	FR
1. Cleveland	6
2t. New Orleans	5
2t. Houston	5
4t. Tampa Bay	4
4t. New England	4

2018 NFL DB UNIT LEADERS: PD

Team	PD
1. Atlanta	45
2. N.Y. Jets	44
3. Chicago	43
4. Oakland	41
5. Philadelphia	40
6. Houston	39
7t. New England	38
7t. Kansas City	38
9t. Cleveland	37
9t. Baltimore	37
9t. Minnesota	37

2018 NFL DB UNIT LEADERS: INT

Team	Int
1. Chicago	16
2. Miami	13
3t. Cleveland	10
3t. Minnesota	10
3t. Seattle	10

A FORCE UP FRONT

With 18 sacks this season, the Browns DL unit ranks 15th in the NFL and sixth in the AFC. Additionally, it's tied for seventh in the league with four forced fumbles and tied for first with 10 passes batted down.

2018 AFC DL UNIT LEADERS: SACK

Team	Sacks
1. Kansas City	26
2. Houston	24
3. Cincinnati	21.5
4. L.A. Chargers	20.5
5. Indianapolis	19.5
6. Cleveland	18
7. Jacksonville	17
8t. Miami	16
8t. Buffalo	16
10. Pittsburgh	15.5

2018 NFL DL UNIT LEADERS: PD

Team	PD
1t. Cleveland	10
1t. Cincinnati	10
1t. Denver	10
1t. Arizona	10
5t. Indianapolis	9
5t. Baltimore	9

2018 NFL DL UNIT LEADERS: FF

Team	FF
1t. Buffalo	7
1t. Carolina	7
3t. Kansas City	6
3t. Arizona	6
3t. Houston	6
6. Chicago	5
7t. Cleveland	4
7t. L.A. Rams	4

As a defense, the Browns' 13 forced fumbles are tied for fourth among all NFL teams.

2018 NFL TEAM LEADERS: FF

Team	Sacks
1t. Buffalo	15
1t. Chicago	15
1t. Washington	15
4t. Cleveland	13
4t. Houston	13
6t. Indianapolis	12
6t. Kansas City	12
6t. New Orleans	12

GET REDY

The Browns offense is tied for ninth in the NFL in the red zone with a 91.2 scoring efficiency, 2.1 percent ahead of the league average. Last year, the Browns finished last in the NFL in red zone scoring efficiency with 69.2, 17.3 percent below the league average.

2018 NFL TEAM LEADERS: RED ZONE SCORING EFFICIENCY

	Team	RZ Scores	RZ Pts	Pct
1.	Kansas City	47	277	95.9
2.	Buffalo	21	114	95.5
3.	New England	36	203	94.7
4.	New Orleans	49	300	94.2
5.	Indianapolis	42	250	93.3
6.	Detroit	34	174	91.9
7t.	N.Y. Giants	33	167	91.7
7t.	Seattle	33	195	91.7
9t.	Cleveland	31	182	91.2
9t.	Green Bay	31	175	91.2
9t.	San Francisco	31	153	91.2

The Browns offense has posted 187 red-zone points through the first 12 weeks of 2018, the franchise's second-best total since 1991.

1991-2018 BROWNS TEAM LEADERS: RED ZONE POINTS (WEEKS 1-11)

	Year	TD	XPM	FGM	2pt	Pts
1.	2007	25	34	11	1	219
2.	2018	23	17	8	4	187
3.	2014	21	24	12	0	186

RUNNING THE FIELD

The Browns offense posted 1,416 rushing yards on 311 attempts for 12 touchdowns through the first 12 weeks of the 2018 NFL season. The Browns' 1,416 total rushing yards and 4.55 rushing average are ranked ninth and 12th, respectively, in the NFL, while the unit's 12 rushing scores are eighth. Moreover, the Browns tie for the second-best rushing average (4.63) in the NFL since 2016 and finished sixth in the league last season with a 4.46 rushing average.

2016-18 NFL TEAM LEADERS: RUSH AVG

	Team	Att	Yds	Avg
1.	Dallas	1,283	6,045	4.71
2t.	Cleveland	1,045	4,842	4.63
2t.	Green Bay	993	4,595	4.63

2018 NFL TEAM LEADERS: RUSH YDS

	Team	Att	Yds
1.	Seattle	351	1,618
2.	L.A. Rams	316	1,524
3.	Carolina	287	1,522
4.	Houston	339	1,502
5.	San Francisco	307	1,484
6.	Dallas	304	1,479
7.	New Orleans	344	1,464
8.	L.A. Chargers	282	1,417
9.	Cleveland	311	1,416

2018 NFL TEAM LEADERS: RUSH TD

	Team	Att	TD
1.	New Orleans	344	19
2.	L.A. Rams	316	15
3t.	Baltimore	327	14
3t.	Denver	263	14
5t.	Carolina	287	13
5t.	New England	313	13
5t.	Pittsburgh	246	13
8.	Cleveland	311	12

2018 NFL TEAM LEADERS: RUSH ATT

	Team	Att
1.	Seattle	351
2.	New Orleans	344
3.	Houston	339
4.	Baltimore	327
5.	Buffalo	318
6.	L.A. Rams	316
7.	New England	313
8.	Tennessee	312
9.	Cleveland	311

2018 NFL TEAM LEADERS: RUSH AVG

	Team	Att	Yds	Avg
1.	Carolina	287	1,522	5.30
2.	Denver	263	1,372	5.22
3.	L.A. Chargers	282	1,417	5.02
4.	Green Bay	233	1,170	5.02
5.	Dallas	304	1,479	4.87
6.	San Francisco	307	1,484	4.83
7.	L.A. Rams	316	1,524	4.82
8.	Kansas City	267	1,274	4.77
9.	Cincinnati	221	1,029	4.66
10.	Seattle	351	1,618	4.61
11.	N.Y. Giants	221	1,009	4.57
12.	Cleveland	311	1,416	4.55



2018 NFL TEAM LEADERS: RUSH YDS/G

	Team	G	Yds	Yds/G
1.	Seattle	11	1,618	147.1
2.	L.A. Rams	11	1,524	138.5
3.	Carolina	11	1,522	138.4
4.	Houston	11	1,502	136.5
5.	San Francisco	11	1,484	134.9
6.	Dallas	11	1,479	134.5
7.	New Orleans	11	1,464	133.1
8.	L.A. Chargers	11	1,417	128.8
9.	Cleveland	11	1,416	128.7

2018 NFL TEAM LEADERS: RUSH (10+ YDS)

	Team	10+
1.	Carolina	52
2t.	L.A. Chargers	51
2t.	San Francisco	51
4.	Seattle	50
5.	Dallas	45
6t.	Cleveland	43
6t.	L.A. Rams	43

2018 NFL TEAM LEADERS: RUSH (20+ YDS)

	Team	20+
1.	L.A. Chargers	15
2t.	Cleveland	13
2t.	Kansas City	13
2t.	San Francisco	13
5.	Carolina	12

2018 NFL LEADERS: RUSH TD (20+ YDS)

	Team	20+ TD
1.	Cleveland	4
2t.	Denver	3
2t.	L.A. Chargers	3
2t.	N.Y. Giants	3

2018 NFL TEAM LEADERS: RUSH (50+ YDS)

	Team	50+
1t.	N.Y. Giants	3
1t.	N.Y. Jets	3
3t.	Cleveland	2
3t.	San Francisco	2
3t.	Houston	2

2018 NFL LEADERS: RUSH TD (50+ YDS)

	Team	50+ TD
1.	N.Y. Giants	3
2t.	Cleveland	2
2t.	N.Y. Jets	2
2t.	San Francisco	2

ORANGE RUSH

In franchise history, the Browns rushed for some of the club's best numbers to date in the first 12 weeks of a season. The team's 12 rushing scores are its most since 2014 (14), while its 1,416 rushing yards are its most since 1985 (1,788) and its 4.55 rushing average is ranked 12th all time and is the highest mark since 1968 (4.57). Additionally, the unit is tied for the second-most rushing first downs (70) and has the most total rushing plays for 10-plus yards since 1994 (43).

Since the franchise came back to Cleveland in 1999, the 2018 team has posted rushing totals that are tops in nearly every category.

1999-2018 BROWNS TEAM LEADERS:
RUSH AVG (WEEKS 1-12)

	Year	Att	Yds	Avg
1.	2018	311	1,416	4.55
2.	2017	269	1,181	4.39
3.	2007	291	1,186	4.08

1999-2018 BROWNS TEAM LEADERS:
RUSH YDS (WEEKS 1-12)

	Year	Att	Yds
1.	2018	311	1,416
2.	2014	351	1,293
3.	2010	309	1,285

1999-2018 BROWNS TEAM LEADERS:
RUSH 10+ YDS (WEEKS 1-12)

	Year	10+
1.	2018	43
2.	2017	40
3.	2007	35

1999-2018 BROWNS TEAM LEADERS:
RUSH TD (WEEKS 1-12)

	Year	TD
1.	2014	14
2.	2010	13
3t.	2018	12
3t.	2007	12

1999-2018 BROWNS TEAM LEADERS:
RUSH 1ST DOWN (WEEKS 1-12)

	Year	1st
1.	2014	71
2t.	2018	70
2t.	2017	70
2t.	2007	70

SETTLING THE SCORE

The Browns' 23.0 points-per-game average and 2.82 touchdowns-per-game average are both the highest marks by a Browns team since 2007, when the team had a 25.1 points-per-game average and was averaging 2.88 touchdowns per game.

A WELL-RECEIVED AVERAGE

Through the first 11 games, Browns WRs have combined for a yards-per-game average of 246.8, the club's seventh-highest mark in history. Their 21.5 receptions-per-game average are ranked fourth in Browns annals.

ALL-TIME BROWNS TEAM LEADERS: YDS/G

	Year	Yds/G
1.	2013	273.3
2.	1981	271.2
3.	2015	259.8
4.	1980	258.3
5.	1953	254.9
6.	1986	251.1
7.	2018	246.8

ALL-TIME BROWNS TEAM LEADERS: REC/G

	Year	Rec/G
1.	2013	23.7
2.	2015	23.2
3.	1981	21.8
4.	2018	21.5

HALF AT IT

The offense's 28 first-half points in the Week 12 victory at Cincinnati were their most since Dec. 1, 1991 at Indianapolis (31).

TAKING OFFENSE

The Browns offensive unit has accrued the AFC's sixth-most touches (548) and ninth-most scrimmage yards (4,131). Additionally, the Browns are tied for second in the NFL with four successful two-point conversions, also tied for the best total by a Browns team.

2018 NFL TEAM LEADERS: 2PT

	Team	2pt
1.	L.A. Rams	5
2t.	Cleveland	4
2t.	Indianapolis	4
2t.	Philadelphia	4

ALL-TIME BROWNS TEAM LEADERS: 2PT

	Year	2pt
1t.	2018	4
1t.	1994	4

2018 AFC TEAM LEADERS: OFF. TOUCHES

	Team	Touch
1.	Baltimore	593
2.	Indianapolis	579
3.	New England	578
4.	Pittsburgh	561
5.	Houston	559
6.	Cleveland	548

2018 AFC TEAM LEADERS: SCRIM YDS

	Team	Scrim Yds
1.	Kansas City	4,902
2.	Pittsburgh	4,737
3.	L.A. Chargers	4,544
4.	New England	4,381
5.	Indianapolis	4,356
6.	Houston	4,309
7.	Baltimore	4,223
8.	Denver	4,214
9.	Cleveland	4,131

THE HARD YARDS

With an average of 375.5 scrimmage yards per game and 354.2 total net yards per game, the current Browns team is averaging some of its best numbers in franchise history.

ALL-TIME BROWNS TEAM LEADERS: TOT NET YDS/G

	Year	Tot Yds/G
1.	1981	369.7
2.	1953	365.9
3.	1952	362.7
4.	1966	362.2
5.	1979	360.8
6.	2018	354.2

ALL-TIME BROWNS TEAM LEADERS:
SCRIM YDS/G

	Year	Scrim Yds/G
1.	1981	391.8
2.	1953	386.3
3.	1952	385.4
4.	1979	382.4
5.	1966	379.1
6.	2018	375.5

MAKING STRIDES

The Browns' Week 12 35-20 win over Cincinnati Bengals, marked their first on the road since October 2015 and gave the club its first back-to-back victories since November 2014. Additionally, they won back-to-back games by double digits for the first time since 2013 and moved to 4-6-1 on the season, their most wins since 2014. The Browns are 2-1-1 in division play, their best start since the formation of the AFC North in 2002.



BIG-TIME SECURITY

The 2018 Browns have a group of three players that each started all 16 games last season. OL **Joel Bitonio**, JC **Tretter** and **Kevin Zeitler** headline a front that helped the Browns offense rank sixth in rushing average (4.46). Since 2016, the Browns are second in the entire league in rushing average in such span (4.65). Bitonio is in his fifth NFL season, having spent his entire tenure in Cleveland.

The team's Week 10 starting OL of LT **Greg Robinson**, LG Bitonio, C Tretter, RG Zeitler and RT **Chris Hubbard** didn't allow a sack for the first time since Dec. 27, 2015. The group also aided the Browns' on the ground with 211 rushing yards, their most since Week 17 last year.

Following a Week 11 bye, the group again kept defenders from the QB in Week 12, marking the first time the Browns haven't allowed a sack in back-to-back games since 2007.

SPECIAL FORCES UNIT

The Browns added experience to the special teams coaching staff, welcoming special teams coordinator **Amos Jones**. Jones, who most recently was special teams coordinator for the Arizona Cardinals for the past five seasons, is no stranger to the AFC North, having been on the Pittsburgh Steelers' staff from 2007-12. Under Jones' tutelage, two Cardinals special teamers were selected to Pro Bowls and K Chandler Catanzaro tied the NFL record for most consecutive made field goals to begin a career (17) in 2014. In his first season in the desert in 2013, Jones guided P Dave Zastudil to tie the NFL lead with 35 punts inside the 20-yard line. With the Steelers, Jones was a member of a staff that won Super Bowl XLIII, developed WR Antonio Brown into a Pro Bowl kick returner in 2011 and helped Pittsburgh lead the NFL with a franchise record of 1,581 return yards in 2009. Jones has a total of 37 years of coaching experience at the high school, college and professional levels.

RETURN POLICY

The Browns returners have combined for the league's ninth-most punt return yards (204), kickoff return yards (577) and eighth-most total kick return yards (781) through the first 12 weeks of 2018.

2018 NFL TEAM LEADERS:
TOTAL KICK RETURN YDS

	Team	PR Yds	KR Yds	Tot Yds
1.	L.A. Rams	254	692	946
2.	Miami	242	681	923
3.	N.Y. Giants	123	792	915
4.	Kansas City	245	651	896
5.	N.Y. Jets	286	593	879
6.	Cincinnati	202	589	791
7.	Baltimore	328	457	785
8.	Cleveland	204	577	781
9.	Philadelphia	162	555	717
10.	San Francisco	111	604	715

BUILDING BLOCKS

With their opponents successfully converting 15 of 22 field goals, two of which were blocked by Browns, the team's field goal block unit is ranked second in the NFL in opponent field goal percentage (68.2).

BONUS BALL

The Browns tied a franchise record by playing in their fourth overtime game in Week 7 this year. The team also played in four in 1989. The Browns are the first NFL team since Arizona in 2011 to play four overtime games in a season.

AWAKEN THE SLEEPING GIANT

General Manager **John Dorsey** was named to his current position on Dec. 7, 2017, following Week 13 of the 2017 NFL season. Since then, Dorsey has enhanced the roster through free agency and trades, as well as taking advantage of the Browns' draft selections.

Dorsey also bolstered the roster off the field, headlined by the additions of Assistant General Manager **Eliot Wolf** and vice president of player personnel **Alonzo Highsmith**. Both Wolf and Highsmith's connection to Dorsey spans from the trio's time and experience with the Green Bay Packers. Dorsey was first hired by the Packers as a college scout, joining Hall of Famer Ron Wolf's staff, who is also the father of Eliot.

Dorsey served as general manager of the Kansas City Chiefs from 2013-16. During that time, Dorsey's teams earned three postseason berths and a 2016 AFC West title. The Chiefs also won at least nine games a year in that span and registered a 43-21 (.672) overall record, the NFL's fourth-highest winning percentage.

As the Chiefs' GM, Dorsey selected three players who went on to earn first team All-Pro honors and were also selected to multiple Pro Bowls, including TE Travis Kelce (third round, 2013), CB Marcus Peters (first round, 2015) and WR Tyreek Hill (fifth round, 2016). In 2017, he drafted RB Kareem Hunt (third round), who led the NFL in rushing during his rookie season and was selected to the Pro Bowl. The year prior in 2016, LB D.J. Alexander (sixth round, 2015) was also selected to the Pro Bowl.

APRIL SHOWERS BRING PRO BOWL FLOWERS

Dorsey's career success in the spring has been evident in the winter, as he's selected a rookie Pro Bowler in each NFL Draft since 2015.

DORSEY'S DRAFT SELECTIONS TO MAKE THE
PRO BOWL AS ROOKIES SINCE 2015

Year	Rnd	Pick	Overall	Player	Pos	College
2017	3	22	86	Kareem Hunt	RB	Toledo
2016	5	28	165	Tyreek Hill	WR	West Alabama
2015	1	18	18	Marcus Peters	CB	Washington



WR | **80 JARVIS LANDRY**

LEADING LANDRY

WR **Jarvis Landry** finished 2017 with a league-best 112 receptions for 987 yards and a career-best nine touchdowns. Not only did his number of receptions pace the NFL, but it was the best in the league since 2015 and marked a new career high. Since last year, Landry is tied for third among all NFL receivers in receptions (172).

2017-18 NFL RECEIVING LEADERS: REC

	Player	G	Tgt	Rec
1.	Michael Thomas	27	246	190
2.	Adam Thielen	27	266	184
3t.	Jarvis Landry	27	272	172
3t.	Antonio Brown	25	285	172
3t.	Julio Jones	27	273	172

1ST-AND-JUICE

Landry was seventh in the league for receptions caught for first downs (60) last season. Since 2014, he's eighth in the NFL in the same category (249).

2014-18 NFL RECEIVING LEADERS: 1ST-DOWN REC

	Player	G	Tgt	Rec	1st
1.	Julio Jones	72	768	495	361
2.	Antonio Brown	72	813	543	343
3.	DeAndre Hopkins	74	746	434	315
4.	Mike Evans	72	679	371	295
5.	Demaryius Thomas	75	710	432	264
6t.	Odell Beckham Jr.	58	613	387	253
6t.	Larry Fitzgerald	73	631	432	253
8.	Jarvis Landry	75	681	460	249

Cleveland Browns at Houston Texans | Regular Season Week 13, Game 12

SEEING RED

Landry posted career highs in red-zone receiving and red-zone touchdowns last year with 17 receptions and all nine of his 2017 scores coming inside the 20. His 17 receptions paced all NFL players on the year, while his touchdowns were second to only Seattle's Jimmy Graham (10). Landry continues to impress in the red zone in 2018.

2017-18 NFL RECEIVING LEADERS: RED-ZONE REC

	Player	G	Tgt	Rec
1.	Alvin Kamara	27	34	28
2.	Davante Adams	25	40	25
3.	Michael Thomas	27	33	24
4.	Jarvis Landry	27	36	23
5.	Zach Ertz	25	35	22

2017-18 NFL RECEIVING LEADERS: RED-ZONE TD

	Player	G	Rec	TD
1.	Davante Adams	25	25	16
2.	Zach Ertz	25	22	14
3.	DeAndre Hopkins	26	19	13
4.	Jimmy Graham	27	18	12
5t.	Jarvis Landry	27	23	11
5t.	Alshon Jeffery	24	13	11
5t.	Travis Kelce	26	18	11
5t.	Michael Thomas	27	24	11

5 AND 50

In his first five seasons, Landry has recorded at least five receptions and 50 receiving yards in 43 games. The tally is fifth best in the league since 2014. His total of 37 games through last season tied with Cincinnati's A.J. Green (2011-14) for the most by any NFL player in the first four years of a career (2014-17).

2014-18 NFL RECEIVING LEADERS: GAMES WITH 5+ REC AND 50+ REC YDS.

	Player	Tot
1.	Antonio Brown	59
2.	Julio Jones	57
3t.	Demaryius Thomas	50
3t.	DeAndre Hopkins	50
5.	Jarvis Landry	43
6.	Larry Fitzgerald	42
7t.	A.J. Green	41
7t.	Golden Tate	41
9.	Mike Evans	40
10.	Odell Beckham Jr.	39

Now in his fifth NFL season, Landry's 43 games rank seventh all time among players in their first five years, along with Chad Johnson (2001-05) and Jimmy Graham (2010-14). With five games left in 2018, Landry is only four games shy of Antonio Brown's (2011-14) record mark of 47 games.

HIGH-FIVE

The only player in the NFL to have at least five receptions in all 16 games last year, Landry became just the fourth player (fifth time overall) to accomplish the feat. He joined Jimmy Smith (2001), Pierre Garcon (2013) and Brown (2013-14).

His streak of 20 games (min. five receptions) that dated back to the 2016 season was the longest active and was the second longest in league history.

NFL ALL-TIME RECEIVING STREAKS: CONSECUTIVE GAMES WITH 5+ RECEPTIONS

	Player	Tot	Streak
1.	Antonio Brown	36	Sept. 8, 2013-Oct. 1, 2015
2.	Jarvis Landry	20	Jan. 1, 2017-Sept. 30, 2018
3.	Laveranues Coles	19	Sept. 29, 2002-Oct. 12, 2003

AN UNSTOPPABLE FOURCE

With a streak that dated back to the 2016 season, Landry posted 22 consecutive games with at least four receptions. The total tied with Cris Carter and Herman Moore for the 11th-longest streak in NFL history and was the longest active streak in the league when it ended in Week 6.

NFL ALL-TIME NFL RECEIVING LEADERS: CONSECUTIVE GAMES WITH 4+ REC

	Player	Tot	Streak
1.	Julio Jones	38	Sept. 8, 2013-Sept. 18, 2016
2.	Antonio Brown	36	Sept. 8, 2013-Oct. 1, 2015
3.	Sterling Sharpe	34	Oct. 4, 1992-Oct. 9, 1994
4.	Marvin Harrison	30	Oct. 14, 2001-Sept. 7, 2003
5.	Odell Beckham Jr.	28	Oct. 19, 2014-Sept. 25, 2016
6t.	Odell Beckham Jr.	27*	Oct. 9, 2016-Pres.
6t.	Brandon Marshall	24	Nov. 25, 2012-Sept. 14, 2014
6t.	Lionel Taylor	24	Nov. 6, 1960-Sept. 21, 1962
9t.	Antonio Brown	23	Oct. 25, 2015-Dec. 11, 2016
9t.	Haywood Jeffries	23	Sept. 8, 1991-Nov. 1, 1992
11t.	Jarvis Landry	22	Jan. 1, 2017-Oct. 7, 2018
11t.	Cris Carter	22	Sept. 3, 1995-Oct. 6, 1996
11t.	Herman Moore	22	Dec. 25, 1994-Sept. 29, 1996
11t.	Michael Thomas	22*	Oct. 22, 2017-Pres.

*Active

400 Club

With 460 career receptions, Landry is just one of seven players to have 400-plus catches since 2014, including Brown (543), Jones (495), Demaryius Thomas (432), Larry Fitzgerald (432), Golden Tate (427) and DeAndre Hopkins (434).

TWO AT A TIME

Since Week 2 of his rookie season in 2014, Landry has caught at least two passes in 74 consecutive games. His streak is the best in the NFL since 2014 and is the second longest that's active, behind only Pittsburgh's Antonio Brown (111).

2014-18 NFL RECEIVING LEADERS: CONSECUTIVE GAMES WITH 2+ REC (ACTIVE STREAK)

	Player	Tot	Streak
1.	Jarvis Landry	74	Since Sept. 14, 2014
2.	Larry Fitzgerald	72	Since Sept. 14, 2014*
3.	Antonio Brown	72	Since Sept. 7, 2014*

*Missed two games due to injury

ALL-TIME NFL RECEIVING LEADERS: CONSECUTIVE GAMES WITH 2+ REC (ACTIVE STREAK)

	Player	Tot	Streak
1.	Antonio Brown	111	Since Oct. 23, 2011
2.	Jarvis Landry	74	Since Sept. 14, 2014
3.	Larry Fitzgerald	72	Since Sept. 14, 2014

ALL-TIME NFL RECEIVING LEADERS: CONSECUTIVE GAMES WITH 2+ REC

	Player	Tot	Streak
1.	Tim Brown	147	Oct. 10, 1993-Oct. 27, 2002
2.	Jerry Rice	146	Sept. 8, 1991-Sept. 9, 2001
3.	Antonio Brown	111*	Oct. 23, 2011-Pres.
4.	Marvin Harrison	110	Oct. 20, 1996-Nov. 2, 2003
5.	Larry Fitzgerald	97	Nov. 21, 2004-Dec. 19, 2010
6.	Cris Carter	91	Dec. 21, 1991-Dec. 7, 1997
7.	Reggie Wayne	82	Sept. 13, 2009-Nov. 30, 2014
8.	Marshall Faulk	81	Nov. 23, 1997-Sept. 14, 2003
9.	Roddy White	77	Dec. 23, 2007-Nov. 25, 2012
10.	Jarvis Landry	74*	Sept. 14, 2014-Pres.

*Active

ROAD DAWG

In away stadiums since 2014, Landry is ranked third in the league for most receptions (251), tied for third-best receptions-per-game average (6.8), sixth-most receiving first downs (128) and 10th-most receiving yards (2,352).

DOUBLE TROUBLE

Since his sophomore season in 2015, Landry has reeled in double-digit receptions in eight games, tied for the league's fourth-best total in that span. He's also caught 11 passes or more in four games, also tied for fourth in the NFL.

2015-18 NFL RECEIVING LEADERS: GAMES WITH 10+ REC

	Player	Tot
1.	Antonio Brown	14
2.	Julio Jones	10
3.	Larry Fitzgerald	9
4t.	Jarvis Landry	8
4t.	Zach Ertz	8
6.	Michael Thomas	7

2015-18 NFL RECEIVING LEADERS: GAMES WITH 11+ REC

	Player	Tot
1.	Antonio Brown	8
2.	Julio Jones	6
3.	Keenan Allan	5
4t.	Jarvis Landry	4
4t.	Adam Thielen	4
4t.	Zach Ertz	4
4t.	Stefon Diggs	4

A HANDFUL OF CATCHES

Landry has registered at least five catches in 56 career games, giving him the best mark all time among players in their first five seasons. His total is seven ahead of the next-best total of 49 belonging to Green (2011-15) and Hopkins (2013-17). Additionally, he ranks fourth in the NFL since 2014, behind Brown (62), Jones (57) and Thomas (57).

2014-18 NFL RECEIVING LEADERS: GAMES WITH 5+ REC

	Player	Tot
1.	Antonio Brown	62
2t.	Julio Jones	57
2t.	Demaryius Thomas	57
4.	Jarvis Landry	56
5.	DeAndre Hopkins	55

ALL-TIME NFL RECEIVING LEADERS: GAMES WITH 5+ REC THROUGH FIRST FIVE YEARS

	Player	Years	Tot
1.	Jarvis Landry	2014-18	56
2t.	A.J. Green	2011-15	49
2t.	DeAndre Hopkins	2013-17	49
4.	Larry Fitzgerald	2004-08	48
5.	Antonio Brown	2011-14	47

ALL-PURPOSE PLAYER

Landry's 6,231 all-purpose yards (2014-17) rank fifth compared to the rest of active players in each of their first four seasons. Currently in his fifth season, Landry's 6,879 all-purpose yards are ninth among active players in their first five years.

NFL ALL-PURPOSE YDS LEADERS: ACTIVE PLAYERS THROUGH FIRST FIVE YEARS

	Player	Years	A-P Yds
1.	Darren Sproles	2005-10	9,956
2.	Ted Ginn	2007-11	8,525
3.	Adrian Peterson	2007-11	8,477
4.	Le'Veon Bell	2013-17	8,000
5.	Antonio Brown	2010-14	7,837
6.	LeSean McCoy	2009-13	7,600
7.	Frank Gore	2005-09	7,392
8.	Jamaal Charles	2008-12	7,064
9.	Jarvis Landry	2014-18	6,879
10.	Randall Cobb	2011-15	6,827

KEEPIN' IT 100

Landry is the first Brown to record at least 100 yards in multiple games through the first 11 contests in a season (two) since Terrelle Pryor (two) in 2016.

FAMILIAR FACES

Landry's 182 career receptions (third), 6.5 receptions-per-game average (tied for third), 109 receiving first downs (fourth), 1,950 receiving yards (fifth) and 69.6 yards-per-game average (ninth) all rank in the NFL's top 10 among receivers facing divisional opponents since 2014.

TURNPIKE COMPANY

Landry and Brown are the only players to record the following receiving milestones since 2014:

- 100 receptions in 2017 (Landry 112, Brown 101).
- 200 total receptions from 2016-17 (Brown 207, Landry 206).
- 300 total receptions from 2015-17 (Brown 343, Landry 316).
- 400 total receptions from 2014-17 (Brown 472, Landry 400).

3RD DOWN'S A CHARM

Landry proved to be a go-to target on third downs last season, tying for the fourth-best receptions total (28) in the NFL, a new career high. Since then, Landry's 47 receptions are one of the best numbers in the league.

2017-18 NFL RECEIVING LEADERS: 3RD-DOWN REC

	Player	G	Tgt	Rec
1.	Adam Thielen	27	91	58
2.	Keenan Allen	27	85	51
3t.	Jarvis Landry	27	72	47
3t.	Michael Thomas	27	66	47
5.	Julio Jones	27	70	46
6.	Golden Tate	26	71	45
7.	Antonio Brown	25	77	44
8.	DeAndre Hopkins	26	75	42
9t.	Larry Fitzgerald	27	67	41
9t.	Duke Johnson Jr.	27	53	41

Dating back to when he entered the league in 2014, Landry has consistently reeled in the ball on third down.

2016-18 NFL RECEIVING LEADERS: 3RD-DOWN REC

	Player	G	Tgt	Rec
1.	Adam Thielen	43	120	78
2.	Jarvis Landry	43	107	73
3.	DeAndre Hopkins	42	124	70
4.	Golden Tate	42	111	68
5.	Larry Fitzgerald	43	106	65
6.	Michael Thomas	42	93	64
7.	Duke Johnson Jr.	43	84	63

2015-18 NFL RECEIVING LEADERS: 3RD-DOWN REC

	Player	G	Tgt	Rec
1.	Antonio Brown	56	175	104
2.	DeAndre Hopkins	58	176	100
3t.	Jarvis Landry	59	150	94
3t.	Golden Tate	58	153	94
5t.	Demaryius Thomas	56	153	86
5t.	Duke Johnson Jr.	59	110	86
5t.	Julio Jones	57	135	86

2014-18 NFL RECEIVING LEADERS: 3RD-DOWN REC

	Player	G	Tgt	Rec
1.	Antonio Brown	72	229	140
2.	Golden Tate	74	202	128
3.	DeAndre Hopkins	74	215	123
4.	Demaryius Thomas	75	206	118
5.	Jarvis Landry	75	179	116

TOP TIER

Since entering the league in 2014, Landry ranks among the NFL's best in the following categories:

2014-18 RECEIVING LEADERS: REC

	Player	G	Rec
1.	Antonio Brown	72	543
2.	Julio Jones	72	495
3.	Jarvis Landry	75	460

2014-18 RECEIVING LEADERS: TGT

	Player	G	Tgt
1.	Antonio Brown	72	813
2.	Julio Jones	72	768
3.	DeAndre Hopkins	74	746
4.	Demaryius Thomas	75	710
5.	Jarvis Landry	75	681

2014-18 RECEIVING LEADERS: REC/G

	Player	G	Rec	Rec/G
1.	Antonio Brown	72	543	7.5
2.	Julio Jones	72	495	6.9
3t.	Michael Thomas	42	282	6.7
3t.	Odell Beckham Jr.	58	387	6.7
5t.	Keenan Allen	50	321	6.4
5t.	Julian Edelman	46	295	6.4
7.	Jarvis Landry	75	460	6.1

2014-18 NFL LEADERS: SCRIM YDS/TOUCH

	Player	Touches	Scrim Yds	Scrim Yds/Touch
1.	Julio Jones	499	7,650	15.3
2.	DeAndre Hopkins	435	6,080	14.0
3.	Odell Beckham Jr.	402	5,515	13.7
4.	Antonio Brown	553	7,273	13.2
5.	Demaryius Thomas	432	5,456	12.6
6.	Golden Tate	457	4,969	10.9
7.	Larry Fitzgerald	434	4,643	10.7
8.	Jarvis Landry	486	4,787	9.8
9.	Alvin Kamara	408	2,779	6.8
10.	James White	411	2,714	6.6
11.	Duke Johnson Jr.	509	3,307	6.5

2014-18 RECEIVING LEADERS: YDS AFTER CATCH

	Player	Rec	Yds	YAC
1.	Golden Tate	427	4,838	2,873
2.	Travis Kelce	374	4,814	2,581
3.	Julio Jones	495	7,622	2,543
4.	Antonio Brown	543	7,223	2,489
5.	Jarvis Landry	460	4,668	2,406

LUCKY 13

In Week 2 at the Los Angeles Chargers last season, Landry hauled in 13 receptions, tying him for the league's highest mark on the year (Larry Fitzgerald). It also matched his single-game career high set in Week 12 of 2015 at the New York Jets.

With two 13-plus reception games in away stadiums for his career, Landry ties for No. 2 all time in the category.

ALL-TIME NFL RECEIVING LEADERS: 13+ REC IN AWAY STADIUMS

	Player	No.
1	Marvin Harrison	3
2t.	Jarvis Landry	2
2t.	Anquan Boldin	2
2t.	Dwayne Bowe	2
2t.	Bobby Engram	2
2t.	Larry Fitzgerald	2
2t.	Tony Gonzalez	2
2t.	Kellen Winslow	2
2t.	Jason Witten	2
2t.	Stefon Diggs	2

Landry's overall total number of games with double-digit receptions in the same category (seven) is tied for the 11th-best tally in NFL history.

CONFERENCE CONFIDENCE

Since 2014, Landry has the NFL's second-most receptions versus AFC teams (343), the third-best receptions-per-game average (6.1) and the fourth-most first-down catches (190).

2014-18 NFL RECEIVING LEADERS: REC VS. AFC TEAMS

	Player	Rec
1.	Antonio Brown	391
2.	Jarvis Landry	343

2014-18 NFL RECEIVING LEADERS: REC/G VS. AFC TEAMS

	Player	Rec/G
1.	Antonio Brown	7.4
2.	Julian Edelman	6.5
3.	Jarvis Landry	6.1

2014-18 NFL RECEIVING LEADERS: 1ST-DOWN REC VS. AFC TEAMS

	Player	1st
1.	Antonio Brown	248
2.	DeAndre Hopkins	226
3.	T.Y. Hilton	191
4.	Jarvis Landry	190

CATCH UP

Landry's 60 receptions on the year are the fourth-best number produced by a Brown through the first 11 games of a season.

ALL-TIME BROWNS RECEIVING LEADERS: REC THROUGH FIRST 11 GAMES OF A SEASON

	Player	Year	Rec
1.	Kellen Winslow	2006	66
2.	Kellen Winslow	2007	62
3.	Ozzie Newsome	1983	61
4.	Jarvis Landry	2018	60

JarVis Landry

Landry collected six points on nine receiving touchdowns last year. The total not only beat his previous career high by four, but also tied for the fourth-best total in the league. Since 2017, Landry's receiving touchdowns mark (11) ties for 11th in the league among WRs.

CATCHING ON QUICKLY

With 460 career receptions in his fifth year, Landry broke the NFL record for most catches in the first five years of a career against the Ravens in Week 5. In addition to shattering the record for most receptions through the first four years of a career last season (400), Landry ranks second for most receptions during the first two years of a career (194) and is tied for most in the first three years of a career (288).

NFL ALL-TIME RECEIVING LEADERS: MOST REC IN FIRST FIVE YEARS

	Player	Years	G	Rec
1.	Jarvis Landry	2014-18	75	460
2.	Larry Fitzgerald	2004-08	76	426
3.	Torry Holt	1999-2003	80	423
4.	A.J. Green	2011-15	76	415
5t.	Julio Jones	2011-15	65	414
5t.	Randy Moss	1998-02	80	414

NOT HALF BAD

Through the first half of the 2018 season, Landry's receptions-per-game average (6.1) and receptions (49) both rank tied for second by a Brown in the first half of a season.



DL | 95 MYLES GARRETT

TRouble Maker

DL Myles Garrett has been a problem for opposing QBs since last year, registering 17 sacks in just 22 career games. The total is the fifth-best mark by an active player in his first 22 career games. Additionally, it's the most ever by a Brown in the category and is already the second most in franchise history by a player in his first two years, just 1.5 short of Reggie Camp's record in 1983-84 (18.5).

ALL-TIME NFL DEFENSIVE LEADERS: SACKS IN FIRST 22 CAREER GAMES (ACTIVE)

	Player	Years	Sacks
1.	Joey Bosa	2016-17	21
2.	Terrell Suggs	2000-04	19
3.	Clay Matthews	2009-10	18.5
4.	Von Miller	2011-12	17.5
5.	Myles Garrett	2017-18	17

ALL-TIME NFL DEFENSIVE LEADERS: SACKS IN FIRST 22 CAREER GAMES

	Player	Years	Sacks
1.	Joey Bosa	2016-17	21
2.	Reggie White	1985-86	20
3.	Terrell Suggs	2003-04	19
4t.	Clay Matthews	2009-10	18.5
4t.	Shawne Merriman	2005-06	18.5
4t.	Aldon Smith	2011-12	18.5
7t.	John Abraham	2000-01	17.5
7t.	Von Miller	2011-12	17.5
9t.	Myles Garrett	2017-18	17
9t.	Cornelius Bennett	1987-88	17
9t.	Dwight Freeney	2002-03	17
9t.	Derrick Thomas	1989-90	17

ALL-TIME BROWNS DEFENSIVE LEADERS: SACKS IN FIRST 22 CAREER GAMES

	Player	Years	Sacks
1.	Myles Garrett	2017-18	17
2.	Kameron Wimbley	2006-07	14
3.	Marcus Benard	2009-10	11.5

ALL-TIME BROWNS DEFENSIVE LEADERS: SACKS IN FIRST TWO CAREER SEASONS

	Player	Year	Sacks
1.	Reggie Camp	1983-84	18.5
2.	Myles Garrett	2017-18	17
3.	Kameron Wimbley	2006-07	16
4.	Jabaal Sheard	2011-12	15.5
5.	Michael Dean Perry	1988-89	13

MYLES THE MAGNIFICENT

Through Week 12, Garrett is tied for the seventh-most sacks in the NFL with 10.

2018 NFL DEFENSIVE LEADERS: SACKS

	Player	G	Sacks
1.	Aaron Donald	11	14.5
2t.	Danielle Hunter	11	11.5
2t.	J.J. Watt	11	11.5
4.	Chandler Jones	11	11
5t.	Von Miller	11	10.5
5t.	Jason Pierre-Paul	11	10.5
7t.	Myles Garrett	11	10
7t.	Frank Clark	11	10
7t.	T.J. Watt	11	10
10t.	Bradley Chubb	11	9
10t.	Dee Ford	11	9
10t.	Chris Jones	11	9

EARLY SUCCESS

Garrett's 10 sacks in 2018 are the most by a Brown through the first 11 games of a season.

ALL-TIME BROWNS DEFENSIVE LEADERS: SACKS THROUGH FIRST 11 GAMES OF A SEASON

	Player	Year	Sacks
1.	Myles Garrett	2018	10
2t.	Chip Banks	1985	8
2t.	Reggie Camp	1984	8
2t.	Paul Kruger	2014	8
2t.	Jamir Miller	2001	8
2t.	Michael Dean Perry	1990	8
2t.	Anthony Pleasant	1995	8
8.	Mark Word	2002	7

A FORCE TO BE RECKONED WITH

Garrett has forced three fumbles this season, tying him for the seventh-highest total in the league and the second highest among DEs.

2018 NFL DEFENSIVE LEADERS: FF (DE)

	Player	G	FF
1.	J.J. Watt	11	5
2t.	Myles Garrett	11	3
2t.	Frank Clark	11	3
2t.	Jerry Hughes	11	3
2t.	Chandler Jones	11	3

2018 NFL DEFENSIVE LEADERS: FF

	Player	G	FF
1t.	Khalil Mack	9	5
1t.	Dee Ford	11	5
1t.	J.J. Watt	11	5
4t.	Darius Leonard	10	4
4t.	Von Miller	11	4
4t.	T.J. Watt	11	4
7t.	Myles Garrett	11	3
7t.	13 Others		3

Among all NFL defenders, only Garrett, Houston's J.J. Watt, Denver's Von Miller, Seattle's Frank Clark, Pittsburgh's T.J. Watt, Arizona's Chandler Jones and the Los Angeles Rams' Aaron Donald have registered at least 10 sacks and forced at least three fumbles this season. He's the first Brown to do so in the first 12 weeks of a season and is just the second No. 1 overall pick to accomplish the feat in NFL history.

2018 NFL DEFENSIVE LEADERS: 10+ SACKS AND 3+ FF

	Player	Sacks	FF
	Myles Garrett	10	3
	Frank Clark	10	3
	Chandler Jones	11	3
	Von Miller	10.5	4
	J.J. Watt	11.5	5
	T.J. Watt	10	4
	Aaron Donald	14.5	3

ALL-TIME NFL DEFENSIVE LEADERS: NO. 1 OVERALL PICKS WITH 10+ SACKS AND 3+ FF IN A SEASON

	Player	Year	Sacks	FF
	Myles Garrett	2018	10	3
	Bruce Smith	1996	10.5	3

A FORCEFUL PRESENCE

With four career forced fumbles, Garrett ranks tied for third in Browns history by a player in his first two seasons and tied for second by a player in his first 22 games.

ALL-TIME BROWNS DEFENSIVE LEADERS: FF (FIRST TWO YEARS)

	Player	Years	Tot
1.	Jabaal Sheard	2011-12	6
2.	Kameron Wimbley	2006-07	5
3t.	Myles Garrett	2017-18	4
3t.	Mark Word	2002-03	4
5t.	Joe Schobert	2016-17	3
5t.	Daylon McCutcheon	1999-2000	3
5t.	Wali Rainer	1999-2000	3
5t.	K'Waun Williams	2014-15	3

ALL-TIME BROWNS DEFENSIVE LEADERS: FF (FIRST 22 GAMES)

	Player	Years	FF
1.	Jabaal Sheard	2011-12	5
2t.	Myles Garrett	2017-18	4
2t.	Mark Word	2002-03	4
4.	K'Waun Williams	2014-15	3

OVER ACHIEVER

Garrett has posted multiple sacks in three games this year, tied for the league's second-best mark and already tied for second by a Brown in a single season.

2018 NFL DEFENSIVE LEADERS: GAMES (2+ SACKS)

	Player	Tot
1.	Aaron Donald	5
2t.	Myles Garrett	3
2t.	T.J. Watt	3
2t.	Cameron Jordan	3

ALL-TIME BROWNS DEFENSIVE LEADERS: SINGLE-SEASON GAMES (2+ SACKS)

	Player	Year	Tot
1.	Jamir Miller	2001	4
2t.	Myles Garrett	2018	3
2t.	Reggie Camp	1984	3
2t.	Michael Dean Perry	1990	3
2t.	Michael Dean Perry	1991	3
2t.	Anthony Pleasant	1993	3

His three games are tied for the most in the first 11 games of a season in Browns history with Michael Dean Perry (1991).

ALL-TIME BROWNS DEFENSIVE LEADERS: GAMES WITH 2+ SACKS IN FIRST 11 GAMES OF A SEASON

Player	Year	Tot
1t. Myles Garrett	2018	3
1t. Michael Dean Perry	1991	3
3t. Charles Buchanan	1988	2
3t. Reggie Camp	1984	2
3t. Paul Kruger	2014	2
3t. Clay Matthews	1988	2
3t. Jamir Miller	2001	2
3t. Michael Dean Perry	1990	2
3t. Mark Word	2002	2

ALL-TIME BROWNS DEFENSIVE LEADERS: SINGLE-SEASON GAMES (2+ SACKS)

Player	Year	Tot
1. Jamir Miller	2001	4
2t. Myles Garrett	2018	3
2t. Reggie Camp	1984	3
2t. Michael Dean Perry	1990	3
2t. Michael Dean Perry	1991	3
2t. Anthony Pleasant	1993	3

Among active players, Garrett has posted multiple sacks on four occasions to tie for the NFL's eighth-best total in a player's first two career seasons.

ALL-TIME NFL DEFENSIVE LEADERS: GAMES 2+ SACKS IN FIRST TWO YEARS (ACTIVE)

Player	Year(s)	Tot
1t. Jason Pierre-Paul	2010-11	7
1t. J.J. Watt	2011-12	7
3. Terrell Suggs	2003-04	6
4t. Joey Bosa	2016-17	5
4t. Khalil Mack	2014-15	5
4t. Clay Matthews	2009-10	5
4t. Von Miller	2011-12	5
8t. Myles Garrett	2017-18	4
8t. Ezekiel Ansah	2013-14	4
8t. Vic Beasley	2016	4
8t. Justin Houston	2011-12	4
8t. Chandler Jones	2012-13	4
8t. Yannick Ngakoue	2017	4
8t. Brian Orakpo	2009-10	4
8t. Cameron Wake	2009-10	4
8t. T.J. Watt	2017-18	4

His four games are already the most by a Brown in his first two NFL seasons.



QB | **6 BAKER MAYFIELD**



ROOKIE MOVE

Among the NFL's rookie starting QBs this year, QB **Baker Mayfield** leads the pack in several categories, despite appearing in only nine games.

2018 NFL ROOKIE PASSING LEADERS: YDS/G

Player	Yds/G
1. Baker Mayfield	249.1
2. Sam Darnold	214.9
3. Josh Rosen	169.0

2018 NFL ROOKIE PASSING LEADERS: CMP/G

Player	Cmp/G
1. Baker Mayfield	21.7
2. Sam Darnold	17.7
3. Josh Rosen	15.2

2018 NFL ROOKIE PASSING LEADERS: ATT/G

Player	Att/G
1. Baker Mayfield	34.6
2. Sam Darnold	32.1
3. Josh Rosen	27.4

2018 NFL ROOKIE PASSING LEADERS: CMP PCT (MIN. 50 ATT)

	Player	Cmp Pct
1.	Baker Mayfield	62.7
2.	Lamar Jackson	60.7
3.	Josh Rosen	55.5

2018 NFL ROOKIE PASSING LEADERS: RATE

	Player	Rate
1.	Baker Mayfield	93.2
2.	Lamar Jackson	73.1
3.	Josh Rosen	68.9

2018 NFL ROOKIE PASSING LEADERS: CMP

	Player	Cmp
1.	Baker Mayfield	195
2.	Sam Darnold	159
3.	Josh Rosen	137

2018 NFL ROOKIE PASSING LEADERS: TD

	Player	TD
1.	Baker Mayfield	17
2.	Sam Darnold	11
3.	Josh Rosen	10

2018 NFL ROOKIE PASSING LEADERS: YDS

	Player	Yds
1.	Baker Mayfield	2,242
2.	Sam Darnold	1,934
3.	Josh Rosen	1,521

SHAKE'N BAKE

In his first NFL start (Week 4), Mayfield completed 21 of 41 passes for 295 yards and two touchdowns. His 295 passing yards were the fifth most by a QB selected No. 1 overall in the Super Bowl era in their first career start.

MOST PASS YDS IN DEBUT START BY QB TAKEN NO. 1 OVERALL SINCE 1970

	Player	Year	Yds
1.	Cam Newton	2011	422
2.	Vinny Testaverde	1987	369
3.	Andrew Luck	2012	309
4.	Peyton Manning	1998	302
5.	Baker Mayfield	2018	295
6.	Sam Bradford	2010	253

STELLAR DEBUT

Mayfield's 100.1 passer rating and 73.9 completion percentage were the highest totals ever by a Browns rookie in their NFL debut (minimum 15 attempts) in Week 3 of this season.

ALL-TIME BROWNS ROOKIE PASSING LEADERS: RATE (MIN. 15 ATT.) IN NFL DEBUT

	Player	Date	Rate
1.	Baker Mayfield	Sept. 20, 2018	100.1
2.	Colt McCoy	Oct. 17, 2010	80.5
3.	Thaddeus Lewis	Dec. 30, 2012	83.3

ALL-TIME BROWNS ROOKIE PASSING LEADERS: CMP PCT (MIN. 15 ATT.) IN NFL DEBUT

	Player	Date	Att	Cmp	Pct
1.	Baker Mayfield	Sept. 20, 2018	23	17	73.91
2.	DeShone Kizer	Sept. 10, 2017	30	20	66.67
3.	Cody Kessler	Sept. 25, 2016	33	21	63.64

THE COMPLETION PACKAGE

Mayfield's 73.9 completion percentage in his NFL debut also tied with Hall of Famer Fran Tarkenton for seventh all time by any QB in his NFL debut (minimum of 15 attempts).

ALL-TIME NFL PASSING LEADERS: CMP PCT (MIN. 15 ATT.) IN NFL DEBUT

	Player	Date	Att	Cmp	Pct
1.	Marcus Mariota	Sept. 13, 2015	15	13	86.67
2.	Nate Sudfeld	Dec. 31, 2017	23	19	82.61
3.	Sam Wyche	Nov. 3, 1968	25	20	80.0
4t.	John Fourcade	Oct. 4, 1987	21	16	76.19
4t.	Sam Darnold	Sept. 10, 2018	21	16	76.19
6.	Rick Mirer	Sept. 5, 1993	27	20	74.07
7t.	Baker Mayfield	Sept. 20, 2018	23	17	73.91
7t.	Fran Tarkenton	Sept. 17, 1961	23	17	73.91

Mayfield and Tarkenton have another connection, as Mayfield is the first player to come off the bench in his debut, throw for 200+ yards and lead his team to its first win of the season since Tarkenton for the 1961 Vikings.

START YOUR ENGINES

Mayfield passed for 342 yards with one touchdown and one interception in his first win as a starter (Week 5). He became the sixth QB selected with the first overall pick to win his first career home start in the common draft era. The other five to accomplish the feat are New England's Jim Plunkett (Sept. 19, 1971), Atlanta's Michael Vick (Nov. 11, 2001), Houston's David Carr (Sept. 8, 2002), Cincinnati's Carson Palmer (Sept. 19, 2004) and Indianapolis' Andrew Luck (Sept. 16, 2012).

His 342 passing yards in the start rank as the second most by a Browns rookie.

ALL-TIME BROWNS ROOKIE PASSING LEADERS: YDS IN A SINGLE GAME

	Player	Date	Yds
1.	Brandon Weeden	Dec. 2, 2012	364
2.	Baker Mayfield	Oct. 7, 2018	342
3.	Cody Kessler	Oct. 16, 2016	336

With 2,041 passing yards in Weeks 4-12, Mayfield's total is the most by a Brown in their first eight career starts.

DANGEROUS DAYS

In Week 10, Mayfield tossed a career-high three touchdowns, tying him for Browns rookie record, which he broke following the team's Week 11 bye at Cincinnati in Week 12 with four. He's also thrown for multiple touchdowns in each of his last five starts, the first Brown to do so since Vinny Testaverde in 1994-95 and the first Browns rookie to accomplish the feat.

ALL-TIME BROWNS ROOKIE PASSING LEADERS: TD IN A GAME

	Player	Date	TD
1.	Baker Mayfield	Nov. 25, 2018	4
2t.	Baker Mayfield	Nov. 11, 2018	3
2t.	DeShone Kizer	Dec. 10, 2017	3
2t.	Tim Couch	Oct. 31, 1999	3
2t.	Bernie Kosar	Dec. 15, 1985	3

ALL-TIME BROWNS PASSING LEADERS: TD IN A GAME

	Player	Date	TD
1t.	Derek Anderson	Sept. 16, 2017	5
1t.	Kelly Holcomb	Nov. 28, 2004	5
1t.	Bill Nelsen	Nov. 2, 1969	5
1t.	Frank Ryan	Dec. 12, 1964	5
1t.	Brian Sipe	Oct. 7, 1979	5
6t.	Baker Mayfield	Nov. 25, 2018	4
6t.	15 Others		4

Mayfield is the first Browns QB since Derek Anderson (2007) to throw for at least three touchdowns in consecutive games and became the first Brown to pass for four touchdowns in a game since Brady Quinn on Nov. 22, 2009 at Detroit. The rookie out of Oklahoma the first Browns player to throw for at least seven touchdown passes and zero interceptions in consecutive NFL games.

6 FROM 6

Mayfield has thrown for multiple touchdowns in six games this season, the most by a Browns rookie in a year. The six games are also the most by Browns QB since Anderson (10) in 2007. He's also tied for seventh most by an NFL rookie in a season and is the first rookie QB to throw for at least a pair of scores in six games since Dak Prescott in 2016 (seven).

ALL-TIME NFL ROOKIE PASSING LEADERS: GAMES (2+ TD)

	Player	Year	Tot
1t.	Mike Glennon	2013	8
1t.	Andrew Luck	2012	8
1t.	Russell Wilson	2012	8
4t.	Peyton Manning	1998	7
4t.	Dan Marino	1983	7
4t.	Dak Prescott	2016	7
7t.	Baker Mayfield	2018	6
7t.	Sam Bradford	2010	6
7t.	Derek Carr	2014	6
7t.	Andy Dalton	2011	6
7t.	Sam Etcheverry	1961	6
7t.	Jim Kelly	1986	6
7t.	Marcus Mariota	2015	6
7t.	Cam Newton	2011	6
7t.	Jim Plunkett	1971	6
7t.	Ben Roethlisberger	2004	6
7t.	Butch Songin	1960	6
7t.	Jameis Winston	2015	6

BAKING HISTORY

In just nine games, Mayfield's 17 passing touchdowns are the most by a Browns rookie in a season, while his 2,242 passing yards are fourth.

ALL-TIME BROWNS ROOKIE PASSING LEADERS: TD

	Player	Year	TD
1.	Baker Mayfield	2018	17
2.	Tim Couch	1999	15
3.	Brandon Weeden	2012	14
4.	DeShone Kizer	2017	11

ALL-TIME BROWNS ROOKIE PASSING LEADERS: YDS

	Player	Year	Yds
1.	Brandon Weeden	2012	3,385
2.	DeShone Kizer	2017	2,894
3.	Tim Couch	1999	2,447
4.	Baker Mayfield	2018	1242

A GREAT RATE

In addition to his three passing touchdowns in Week 10, Mayfield completed 17 of 20 passes (85.0) for 216 yards and zero interceptions for a 151.2 passer rating on the day. Mayfield is the first rookie QB in NFL history to record a passer rating of at least 150.0 on 20 or more pass attempts in a single game.

By completing 19 of 26 passes (73.1) for 258 yards with four touchdowns and zero interceptions for a 143.9 passer rating in Week 12, he's also the first rookie QB in NFL history to record a 140+ passer rating in consecutive games (minimum 20 attempts).

ALL-TIME NFL ROOKIE PASSING LEADERS: RATE IN A GAME (MIN. 20 ATT)

	Player	Date	Rate
1.	Baker Mayfield	Nov. 11, 2018	151.2
2.	Fran Tarkenton	Sept. 17, 1961	148.6
3.	Dak Prescott	Dec. 26, 2016	148.3

Week 10 was also the highest mark by a Browns rookie and the fifth-highest rating in team history (minimum of 15 attempts).

ALL-TIME BROWNS PASSING LEADERS: RATE IN A GAME (MIN. 15 ATT)

	Player	Date	Rate
1t.	Otto Graham	Oct. 10, 1954	158.3
1t.	Brian Sipe	Oct. 29, 1978	158.3
3.	Milt Plum	Nov. 13, 1960	154.8
4.	Milt Plum	Oct. 25, 1959	153.9
5.	Baker Mayfield	Nov. 11, 2018	151.2

HITTING THE MARK

Mayfield opened the team's Week 10 game with 13 consecutive completions. In addition to ending Week 9 with a completion, his stretch of 14 consecutive completions tied for the fourth-most in team history.

A NOVEMBER TO REMEMBER

For the month of November, Mayfield Completed 65 of 88 passes for 771 yards with nine touchdowns, one interception and a 129.5 passer rating. His 129.5 passer rating led the AFC and all NFL rookies for the month, while his 73.9 completion percentage ranked third in the conference and also led all NFL rookies.



TE | 85 DAVID NJOKU

GO LONG

Since last year, TE David Njoku has caught six passes for 25-plus yards. The total ranks tied for 12th among all TEs. He's also fourth on the Browns all-time list (since 1999) in the same category.

1999-2018 BROWNS RECEIVING LEADERS: 25+ YDS REC (TE)

	Player	Years	G	Tgt	Rec	25+
1.	Gary Barnidge	2013-16	61	250	160	16
2.	Kellen Winslow	2004-08	44	361	219	13
3.	Jordan Cameron	2011-14	47	219	130	11
4.	David Njoku	2017-18	27	122	73	6

CHIEF SLAM

Njoku caught three touchdown passes this season, tied for the team lead. His seven career receiving touchdowns are tied for the second most by a Browns TE in his first two seasons.

ALL-TIME BROWNS RECEIVING LEADERS: TD IN FIRST TWO YEARS (TE)

	Player	Years	TD
1.	Ozzie Newsome	1978-79	11
2t.	David Njoku	2017-18	7
2t.	Oscar Roan	1975-76	7

A STREAK OF GENIUS

Njoku caught at least four receptions for 50 yards in Weeks 4-7, tied for the fifth-longest streak in Browns annals. The streak was also tied for the 10th longest that was active when it ended.

ALL-TIME BROWNS RECEIVING LEADERS: CONSECUTIVE GAMES WITH 4+ REC AND 50+ REC YDS

Player	Tot	Streak
1. Webster Slaughter	9	Nov. 15, 1987-Sept. 19, 1988
2t. Kevin Johnson	6	Dec. 23, 2001-Sept. 22, 2002
2t. Ozzie Newsome	6	Sept. 15, 1983-Oct. 23, 1983
4. Kellen Winslow	5	Dec. 31, 2006-Sept. 30, 2007
5t. David Njoku	4	Sept. 30, 2018-Oct. 21, 2018
5t. 13 Others	4	

FIGHTING FOR 50

Njoku has registered at least 50 receiving yards in seven career contests for the second-highest total by a Browns TE in his first two seasons (Kellen Winslow, nine). His six games this season with 50 receiving yards are ranked No. 6 for the most by a Browns TE since 1999. The six games are also fifth among all NFL TEs in 2018.

1999-2018 BROWNS SINGLE-SEASON RECEIVING LEADERS: GAMES WITH 50+ REC YDS (TE)

Player	Year	Tot
1t. Gary Barnidge	2015	10
1t. Kellen Winslow	2007	10
3t. Jordan Cameron	2013	9
3t. Kellen Winslow	2006	9
5. Ben Watson	2010	7
6. David Njoku	2018	6
7. Gary Barnidge	2016	5

2018 NFL RECEIVING LEADERS: GAMES WITH 50+ REC YDS (TE)

Player	Tot
1. Travis Kelce	9
2t. O.J. Howard	8
2t. George Kittle	8
4. Zach Ertz	7
5. David Njoku	6
6t. Rob Gronkowski	5
6t. Jordan Reed	5
8t. Jared Cook	4
8t. Eric Ebron	4
8t. Jimmy Graham	4
8t. Austin Hooper	4



RB | **29 DUKE JOHNSON JR.**

CAN'T TOUCH THIS

RB Duke Johnson Jr. finished third among NFL RBs last season in scrimmage yards per touch with a 6.7 average. It marked the second consecutive season he's finished top-three in the league after putting up the best average (6.9) in 2016. Since entering the league in 2015, Johnson Jr.'s 6.5 scrimmage yards per touch average is the league's fourth-best mark among all RBs.

2015-18 NFL RB SCRIM. YPT LEADERS

Player	Touches	Scrim Yards	ScrimYds /Touch
1. Alvin Kamara	408	2,779	6.8
2. James White	397	2,653	6.7
3. Chris Thompson	344	2,287	6.6
4. Duke Johnson Jr.	509	3,307	6.5
5. Christian McCaffrey	421	2,451	5.8

TOP OF THE CLASS

Dating back to his rookie season in 2015, Johnson Jr. has held a top-three spot in receptions (222) and receiving yards (2,076) among the league's RBs. He's the only RB in the NFL with 2,000-plus receiving yards since that time and his 222 career receptions are the most by a Brown through their first four years.

2015-18 NFL RECEIVING LEADERS: YDS (RB)

Player	G	Yds
1. Duke Johnson Jr.	59	2,076
2. James White	55	1,957
3. Theo Riddick	51	1,824



2015-18 NFL RECEIVING LEADERS: REC (RB)

	Player	G	Rec
1.	Theo Riddick	51	234
2.	James White	55	223
3.	Duke Johnson Jr.	58	222

THE DUKE OF 3RD DOWNS

In third-down receiving, Johnson Jr. has been ranked as one of the league's top two RBs since his rookie debut. Johnson Jr. was No. 2 in 2015-16 (23 rec., 22 rec.) and was tops in 2017 (27 rec.). He has an NFL-best 86 third-down catches by an RB since 2015.

2015-18 NFL RECEIVING LEADERS:
3RD-DOWN REC (RB)

	Player	G	Tgt	Rec
1.	Duke Johnson Jr.	59	110	86
2.	James White	55	91	63
3.	T.J. Yeldon	48	71	54
4.	Bilal Powell	49	79	52
5.	Chris Thompson	44	72	51

NOT YOUR AVERAGE RUNNING BACK

With 1,741 receiving yards through his first three NFL seasons (2015-17), Johnson Jr. hauled in the most receiving yards by an NFL RB in the category since 1999, ahead of LaDainian Tomlinson with 1,581 (2001-03) and Reggie Bush with 1,537 (2006-08). Currently, Johnson Jr. ranks second among all RBs in their first four seasons (2014-18) in receiving yards since 1999.

MOST REC YDS BY AN NFL RB
IN FIRST FOUR SEASONS (SINCE 1999)

	Player	Years	Rec Yds
1.	Ray Rice	2008-11	2,235
2.	Duke Johnson Jr.	2015-18	2,076
3.	LaDainian Tomlinson	2001-04	2,022

CATCHING HISTORY

Last year, Johnson Jr. joined Herschel Walker as the only two NFL RBs ever to record 500 receiving yards in each of their first three seasons.

FIRST-TIMER

Johnson Jr.'s 2017 season ended with him making history by becoming the first NFL RB to collect at least 50 receptions in each of his first three seasons.

SOFT HANDS

Johnson Jr.'s 161 receptions are the second-most by an RB over the last three seasons (2016-18), trailing only New England's James White (183). However, Johnson Jr. has posted a 9.6 receiving average, compared to White's 8.5.

CATCHING 50s

Since 1999, Johnson Jr.'s total of 15 games with at least 50 receiving yards is the most by a Browns RB and are sixth among all active RBs, despite only playing 59 career games.

GAMES WITH 50+ REC YDS (ACTIVE RB)

	Player	G	No.
1.	Darren Sproles	172	25
2.	Le'Veon Bell	62	24
3t.	Frank Gore	207	17
3t.	James White	58	17
5.	LeSean McCoy	143	16
6.	Duke Johnson Jr.	59	15

CATCH AND RUN

Johnson Jr. registered 632 yards after catch among players who caught 70-plus passes, second best in the league last year. Since then, he's continued to place among the NFL's top players on the list.

2017-18 RECEIVING LEADERS:
YDS AFTER CATCH (MIN. 70 REC)

	Player	Rec	Yds	YAC
1.	Todd Gurley II	107	1,229	1,278
2.	Christian McCaffrey	151	1,259	1,237
3.	Alvin Kamara	138	1,345	1,156
4.	Melvin Gordon III	102	929	995
5.	Golden Tate	147	1,617	971
6.	Duke Johnson Jr.	108	1,028	938

MOVING CHAINS

Johnson Jr. notched 31 receiving first downs last season, tied for No. 4 among all NFL RBs. Since being drafted in 2015, He trails only New England's James White (102) in the same category with 99.

2015-18 NFL RECEIVING LEADERS:
1ST-DOWN REC (RB)

	Player	Rec	1st
1.	James White	223	102
2.	Duke Johnson Jr.	222	99
3.	David Johnson	156	84

BANNER YEAR

Johnson Jr. entered the Browns' record books last year by compiling numerous accomplishments, including **1.** First Brown to record at least 50 receptions in three consecutive seasons since WR Braylon Edwards from 2006-08. **2.** First Browns player with at least three rushing and three receiving touchdowns in the same year since RB Terry Kirby (1999). **3.** First Brown to rush for at least 300 yards and record at least 500 yards in a single season three times.

A BRIT-TON OF PUNTING YARDS

P **Britton Colquitt** has posted 3,071 punting yards in 2018, the league's second-best total.

2018 NFL PUNTING LEADERS: YDS

	Player	Punts	Yds
1.	Andy Lee	65	3,171
2.	Britton Colquitt	68	3,071
3.	Lachlan Edwards	60	2,766
4.	Matt Haack	57	2,590
5.	Michael Dickson	51	2,480
6.	Brett Kern	51	2,438
7.	Logan Cooke	55	2,394
8.	Tress Way	52	2,272
9.	Cameron Johnston	45	2,194
10.	Riley Dixon	47	2,181

BRITTON BOOTING IT

Colquitt's 2,602 net punting yards this season are also ranked second.

2018 NFL PUNTING LEADERS: NET YDS

	Player	Punts	Net Yds
1.	Andy Lee	65	2,720
2.	Britton Colquitt	68	2,602
3.	Lachlan Edwards	60	2,437
4.	Matt Haack	57	2,284
5.	Michael Dickson	51	2,245
6.	Logan Cooke	55	2,174
7.	Tress Way	52	2,141
8.	Brett Kern	51	2,108
9.	Matt Wile	48	1,984
10.	Riley Dixon	47	1,949


BRIT-IN 20

Additionally, Colquitt possesses a league's second-best number of punts inside the 20-yard line (30).

2018 NFL PUNTING LEADERS: IN 20

	Player	Punts	In 20
1.	Tress Way	52	31
2.	Britton Colquitt	68	30
3.	Matt Haack	57	29
4t.	Logan Cooke	55	24
4t.	Trevor Daniel	49	24
6t.	Corey Bojorquez	45	22
6t.	Brett Kern	51	22
6t.	Sam Koch	44	22
9t.	Kevin Huber	45	21
9t.	Matt Wile	48	21

Colquitt's 30 punts inside the 20-yard line are third most in a season by a Brown and are just three shy of a new club record.



LB | 53 JOE SCHOBERT

SCHO OFF

With an interception and two fumble recoveries, LB **Joe Schobert** has already established a new career high with three total takeaways. His three takeaways, along with teammates DB **Denzel Ward** (three interceptions, two fumble recovery), DB **Damarious Randall** (three interceptions, one fumble recovery) and injured LB **Christian Kirksey** (three interceptions, one fumble recovery) rank as some of the best takeaway totals in the NFL. Schobert's three takeaways are also tied for third best among all LBs, along with Kirksey.

2018 NFL DEFENSIVE LEADERS: TAKEAWAYS (LB)

	Player	Int	FR	Tot
1.	Matt Milano	3	3	6
2.	Kiko Alonso	3	1	4
3t.	Joe Schobert	1	2	3
3t.	Christian Kirksey	2	1	3
3t.	Mason Foster	1	2	3
3t.	Darron Lee	3	0	3
3t.	Darius Leonard	1	2	3
3t.	Khalil Mack	1	2	3
3t.	Von Miller	1	2	3

In all, the four Browns with three or more takeaways are tied for the most by any team (Chicago Bears).

2018 NFL DEFENSIVE LEADERS: PLAYERS WITH 3+ TAKEAWAYS

	Team	Tot
1t.	Cleveland	4
1t.	Chicago	4
3.	Three Teams	3

DEFENDING LAND AND AIR

Since the start of this season, Schobert is one of only seven NFL LBs who have collected six-plus pass breakups and at least one interception (Cory Littleton, Matt Milano, Todd Davis, Kiko Alonso, Lorenzo Alexander and Leighton Vander Esch). He's also tied for eighth-most pass breakups among all LBs this season, despite missing three games.

2018 DEFENSIVE LEADERS: PD (LB)

	Player	G	PD
1t.	Cory Littleton	11	9
1t.	Bobby Wagner	10	9
3t.	Lorenzo Alexander	11	7
3t.	Todd Davis	11	7
3t.	Tremaine Edmunds	10	7
3t.	Matt Milano	11	7
3t.	Leighton Vander Esch	11	7
8t.	Joe Schobert	8	6
8t.	Kiko Alonso	11	6
8t.	Fred Warner	11	6

JUMPING ON THE BALL

Along with Ward, Schobert has recovered the third-most opponent fumbles on the year (two). The two are one of just three pairs of teammates in the league to have each recovered multiple opponent fumbles this season.

2018 DEFENSIVE LEADERS: FR

	Player	G	FR
1t.	Matt Milano	11	3
1t.	Allen Bailey	11	3
3t.	Joe Schobert	8	2
3t.	Denzel Ward	11	2
3t.	20 Others		2

SCHO STOPPER

Schobert finished tied for second in tackles among NFL defenders last season. He's continued to build on his career-best 142 tackles from last season.

2017-18 NFL DEFENSIVE LEADERS: TOT TACKLES

	Player	G	Tack	Asst	Tot
1.	Blake Martinez	27	154	85	239
2.	Luke Kuechly	26	142	78	220
3.	Bobby Wagner	26	147	71	218
4.	Demario Davis	27	151	60	211
5.	Kiko Alonso	27	139	71	210
6.	Joe Schobert	24	118	88	206
7.	C.J. Mosley	26	144	60	204
8.	Zach Brown	24	131	66	197
9.	Tahir Whitehead	27	139	57	196
10.	Eric Kendricks	27	116	76	192



DB | **23 DAMARIOUS RANDALL**

TRIPLE THREAT

DB Damarious Randall has recorded at least three interceptions in each of his first four NFL seasons, making him just one of three active players to have done so.

ALL-TIME NFL DEFENSIVE LEADERS: 3+ INT IN FIRST 4 SEASONS (ACTIVE)

Player	Years
Damarious Randall	2015-18
Leon Hall	2007-10
Richard Sherman	2011-14

Additionally, Randall is the only current player to have three or more interceptions a season from 2015-18.

QUICK TO PICK

With 13 career interceptions in 40 career starts, Randall ranks No. 1 in picks among active players who have started 40 or fewer career contests.

NFL DEFENSIVE LEADERS: INT IN 40 OR FEWER STARTS (ACTIVE)

	Player	GS	Int
1t.	Damarious Randall	40	13
2.	Duron Harmon	18	12
3.	Tre Boston	40	11

Randall's 13 picks rank tied for fourth since 2015, despite playing fewer games than most of the defenders.

2015-18 NFL DEFENSIVE LEADERS: INT (ACTIVE)

	Player	G	Int
1.	Marcus Peters	56	21
2.	Reggie Nelson	58	16
3.	Darius Slay	55	14
4t.	Damarious Randall	49	13
4t.	Ha Ha Clinton-Dix	59	13
6t.	Mike Adams	55	12
6t.	Micah Hyde	57	12
6t.	Earl Thomas	45	12
6t.	Stephon Gilmore	57	12

PASS BREAKERS

Along with nine others, Randall and teammate Ward are currently the only NFL players who have accrued at least eight pass breakups and three picks. Additionally, Randall and Ward are just the 18th and 19th Browns to have done so through the first 12 weeks of a season.

PICK OF THE LITTER


Along with Ward and Kirksey, Randall and the Browns are tied with the Cincinnati Bengals, Houston Texans, New England Patriots and Oakland Raiders for the second-most AFC players with multiple interceptions in 2018 (three), behind the Miami Dolphins (four). Additionally, The Browns have a combination of nine defenders (Randall, Ward, Kirksey, Schobert, LB Jamie Collins Sr., DB E.J. Gaines, DB Terrance Mitchell, DB Derrick Kindred and former DB Denzel Rice) who have picked off at least one pass this season, tied for the third-best total in the NFL.

2018 NFL TEAM LEADERS: PLAYERS WITH AN INT

	Player	Tot
1t.	Chicago	10
1t.	Indianapolis	10
3t.	Cleveland	9
3t.	New England	9
3t.	Denver	9
6t.	Miami	8
6t.	L.A. Chargers	8
6t.	Kansas City	8



DB | **21 DENZEL WARD**



THE WARDEN

Making his NFL debut in Week 1 of 2018, rookie DB **Denzel Ward** recorded two interceptions. Ward is the fourth-youngest player (21 years, 134 days) in NFL history with a pair of interceptions in a game. He joined Clarence Scott (Sept. 19, 1971) as the only Browns rookies to record two interceptions in their NFL debut. He's the first Browns rookie to record two interceptions in a game since T.J. Ward on Nov. 21, 2010 and the first Brown to record two interceptions in a game since Joe Haden on Sept. 18, 2016. Additionally, he became the first rookie to record multiple interceptions in a season-opening game since Indianapolis' Eugene Daniel on Sept. 2, 1984 against the Jets.

Ward's three interceptions on the year tie him for the eighth-most picks in the league, along with Randall, and are tied for the third most in the AFC. His 11 pass breakups also rank tied for sixth in the NFL and tied for fourth in the conference.

2018 NFL DEFENSIVE LEADERS: INT

	Player	G	Int
1.	Damontae Kazee	11	6
2t.	Kyle Fuller	11	5
2t.	Xavien Howard	11	5
4t.	Donte Jackson	11	4
4t.	Eddie Jackson	11	4
4t.	D.J. Swearinger Sr.	11	4
4t.	Shawn Williams	11	4
8t.	Denzel Ward	11	3
8t.	Damarious Randall	10	3

2018 NFL DEFENSIVE LEADERS: PD

	Player	G	Int
1.	Kyle Fuller	11	15
2.	Stephon Gilmore	11	14
3.	Morris Claiborne	11	13
4t.	Jamal Adams	11	12
4t.	Ronald Darby	9	12
6t.	Denzel Ward	11	11
6t.	Two Others		11

SUCCESS THROUGH 11

Ward is just the seventh player all time to record multiple interceptions (three), pass breakups (nine), fumble recoveries (two), along with at least one forced fumble through his first 11 career games. Ward is also just the 17th player since forced fumbles became an official statistic in 1994 to record such stats in his first NFL season and is only the eighth to do so in 11 games or less.

QUICK LEARNER

Among the NFL's rookie and first-year defenders, Ward has posted some of the group's best numbers.

2018 NFL FIRST-YEAR LEADERS: INT

	Player	G	Int
1.	Donte Jackson	11	4
2t.	Denzel Ward	11	3
2t.	Two Others		3

2018 NFL FIRST-YEAR LEADERS: PD

	Player	G	PD
1.	Denzel Ward	11	11
2t.	Two Players		9

2018 NFL FIRST-YEAR LEADERS: FF

	Player	G	FF
1.	Darius Leonard	10	4
2.	Tre Flowers	10	3
3t.	Tremaine Edmunds	10	2
3t.	Bilal Nichols	9	2
3t.	Da'Shawn Hand	11	2
6t.	Denzel Ward	11	1
6t.	Genard Avery	11	1
6t.	20 Others		1

2018 NFL FIRST-YEAR LEADERS: OPP FR

	Player	G	FR
1t.	Denzel Ward	11	2
1t.	Darius Leonard	10	2
1t.	Breeland Speaks	11	2
4t.	Genard Avery	11	1
4t.	15 Others		1

Cleveland Browns at Houston Texans | Regular Season Week 13, Game 12



RB | **24 NICK CHUBB**


IN THE NICK OF TIME

Rookie RB **Nick Chubb** has been running with purpose since entering the league this season. Chubb rushed for 105 yards on three carries, including a 63-yard touchdown, at Oakland in Week 4. The score was the longest run by a Browns rookie since Lee Suggs (78t) in Week 17 of 2003 and was the third-longest run in the NFL this season. Chubb also became the first Browns rookie RB to eclipse the 100-yard rushing mark since Terrence West in Week 1 of 2014.

That was until Week 10 against Atlanta, when Chubb registered a career-high 176 rushing yards, including a 92-yard touchdown. The score became the longest in Browns history and the second-longest by a rookie in NFL history, behind Pittsburgh's Bobby Gage in 1949 (97). He now has eight (six rushing, two receiving) touchdowns on the season, with three of the runs coming from 40-plus yards (92, 63 and 41). Chubb is the first player since

2018 NFL RUSHING LEADERS: LONG ATT

	Player	Lng
1.	Lamar Miller	97
2.	Nick Chubb	92
3.	Isaiah Crowell	77
4.	Kerryon Johnson	71
5.	Dalvin Cook	70
6.	Saquon Barkley	68
7.	Aaron Jones	67
8.	Matt Breida	66
9.	Adrian Peterson	64
10.	Nick Chubb	63

2018 NFL RUSHING LEADERS: LONG TD

	Player	Lng
1.	Lamar Miller	97
2.	Nick Chubb	92
3.	Isaiah Crowell	77
4.	Saquon Barkley	68
5.	Matt Breida	66
6.	Adrian Peterson	64
7.	Nick Chubb	63
8.	Isaiah Crowell	62
9.	Kenyan Drake	54
10.	Raheem Mostert	52
11.	Saquon Barkley	51
12.	Saquon Barkley	50
13.	Alvin Kamara	49
14t.	Nick Chubb	41
14t.	Phillip Lindsay	41

ALL-TIME BROWNS RUSHING LEADERS: LONG ATT

	Player	Date	Lng
1.	Nick Chubb	Nov. 11, 2018	92
2.	Bobby Mitchell	Nov. 15, 1959	90

CHUBBA WUBBA HUBB

Chubb's career-high 176 rushing yards in Week 10 were also the fifth most by a Browns rookie in a single game.

ALL-TIME BROWNS RUSHING LEADERS: YDS IN A GAME (ROOKIE)

	Player	Date	Yds
1.	Jim Brown	Nov. 24, 1957	237
2.	Earnest Byner	Dec. 16, 1984	188
3.	Lee Suggs	Dec. 28, 2003	186
4.	William Green	Dec. 29, 2002	178
5.	Nick Chubb	Nov. 11, 2018	176

Adding three receptions for 33 yards and a touchdown on the day, Chubb's 209 scrimmage yards also became the third-most yards accrued by a Browns rookie in a single game.

ALL-TIME BROWNS LEADERS: SCRIM YDS IN A GAME (ROOKIE)

	Player	Date	Scrim Yds
1.	Jim Brown	Nov. 24, 1957	258
2.	Earnest Byner	Dec. 16, 1984	219
3.	Nick Chubb	Nov. 11, 2018	209
4.	Kevin Mack	Oct. 6, 1985	200
5.	William Green	Dec. 29, 2002	187

THE LONG HAUL

With three rushing touchdowns coming from at least 40 yards out (92, 63 and 41), Chubb became the first player to do so in a season since Adrian Peterson in 2015, first rookie since Doug Martin in 2012, first Brown since Leroy Kelly in 1966 and is the first Browns rookie to reach the mark.

New York Giants' rookie RB Saquon Barkley joined Chubb (68, 51 and 50) in the category following Week 12.

HISTORY MAKER

According to Elias Sports, out of the 1,200-plus times an NFL player has rushed for 100 yards and two touchdowns in a game, Chubb's Week 4 performance made him the only one to do it in three carries or less.

TURNING AN INCH INTO A MILE

Needing just three carries to rush for over 100 yards, Chubb is the first player to do so since 2007 (Cordarrelle Patterson) and is just the fourth to ever accomplish the feat.

ALL-TIME NFL RUSHING LEADERS: 100-YRD GAMES (3 OR LESS ATT)

Player	Date	Att	Yds
Nick Chubb	Sept. 30, 2018	3	105
Cordarrelle Patterson	Sept. 7, 2007	3	102
Brian Mitchell	Oct. 1, 2000	2	105
Ken Carpenter	Sept. 24, 1950	3	100

AGE IS JUST A NUMBER

At 22 years and 277 days old in Week 4, Chubb became the youngest Brown since Jim Brown in 1958 (22 years, 272 days) to rush for over a 100 yards and score multiple touchdowns in a single game. He's also the youngest NFL player since Dallas' Ezekiel Elliott (22 years, 99 days) in 2017 to accomplish the feat and is the youngest rookie since Jacksonville's Leonard Fournette (22 years, 263 days) did so last year.

ABOVE-AVERAGE BACK

Chubb's 5.43 rushing average is not only tied for fifth best in the NFL, but his six rushing touchdowns are tied for second among all rookie backs this season and tied for eighth in the league.

2018 NFL RUSHING LEADERS: RUSH AVG (RB)

	Player	G	Att	Yds	Avg
1.	Aaron Jones	9	101	606	6.00
2.	Austin Ekeler	11	70	409	5.84
3.	Matt Breida	11	127	738	5.81
4.	Phillip Lindsay	11	135	780	5.78
5t.	Nick Chubb	11	122	663	5.43
5t.	Kerryon Johnson	10	118	641	5.43
7.	Melvin Gordon III	10	153	802	5.24
8.	Marlon Mack	7	109	556	5.10
9.	Todd Gurley II	11	210	1,043	4.97
10t.	Ezekiel Elliott	11	217	1,074	4.95
10t.	Christian McCaffrey	11	153	757	4.95

2018 NFL RUSHING LEADERS: TD (RB)

	Player	TD
1.	Todd Gurley II	13
2.	Alvin Kamara	11
3.	James Conner	10
4.	Melvin Gordon III	9
5.	Saquon Barkley	8
6t.	Alex Collins	7
6t.	Kareem Hunt	7
8t.	Nick Chubb	6
8t.	Isaiah Crowell	6
8t.	Ezekiel Elliott	6
8t.	David Johnson	6
8t.	Aaron Jones	6
8t.	Phillip Lindsay	6
8t.	Adrian Peterson	6

2018 NFL ROOKIE RUSHING LEADERS: TD

	Player	TD
1.	Saquon Barkley	8
2t.	Nick Chubb	6
2t.	Phillip Lindsay	6

ANYTHING BUT AVERAGE

Chubb's 5.43 rushing average is the highest by a Browns RB in his first 11 career games (minimum of 100 attempts) and is the seventh highest in league history.

ALL-TIME NFL RUSHING LEADERS: AVG THROUGH FIRST 11 CAREER GAMES (MIN. 100 ATT)

	Player	Year	G	Att	Avg
1.	Adrian Peterson	2007	11	198	6.06
2.	Phillip Lindsay	2018	11	135	5.78
3t.	Kerryon Johnson	2018	9	104	5.67
3t.	DeMarco Murray	2011	11	147	5.67
5.	Thomas Rawls	2015	11	122	5.61
6.	Ben Tate	2011	11	138	5.46
7.	Nick Chubb	2018	11	122	5.43

BIG-PLAY BACK

On 122 rushing attempts, Chubb is tied for the second-best mark in the league with 18 rushes for 10-plus yards in under 125 attempts.

2018 NFL RUSHING LEADERS: RUSH 10+ YDS (125 OR LESS ATT)

	Player	Att	10+
1.	Aaron Jones	101	19
2t.	Nick Chubb	122	18
2t.	Cam Newton	85	18
4t.	Tevin Coleman	122	17
4t.	Kerryon Johnson	118	17

GOING THE EXTRA MILE

Chubb has established himself as one of the league's top big-play backs, tying for third in rushing touchdowns for 10-plus yards (three), while his average distance per 10-plus carry (23.8) is third best in the NFL (minimum of five carries for 10-plus yards). Chubb's seven carries for 20-plus yards are tied for seventh in the NFL, while his three rushing scores of more than 20 yards are tied for a league best.

2018 NFL RUSHING LEADERS: TD (10+ YDS)

	Player	10+ TD
1.	Melvin Gordon III	6
2.	Saquon Barkley	4
3t.	Nick Chubb	3
3t.	Josh Allen	3
3t.	James Conner	3
3t.	Kenyan Drake	3
3t.	Ezekiel Elliott	3
3t.	Todd Gurley II	3
3t.	Latavius Murray	3

2018 NFL RUSHING LEADERS: RUSH (20+ YDS)

	Player	20+
1t.	Saquon Barkley	10
1t.	Matt Breida	10
3.	Melvin Gordon III	9
4t.	James Conner	8
4t.	Ezekiel Elliott	8
4t.	Todd Gurley II	8
7t.	Nick Chubb	7
7t.	Kareem Hunt	7
7t.	Phillip Lindsay	7

2018 NFL RUSHING LEADERS: TD (20+ YDS)

	Player	20+ TD
1t.	Nick Chubb	3
1t.	Saquon Barkley	3
1t.	Melvin Gordon III	3

BREAKING ANKLES

With seven broken tackles on the year, Chubb is tied for the NFL's No. 2 mark and has posted the highest number by a Brown since Peyton Hillis broke 14 tackles in 2010.

2018 NFL RUSHING LEADERS: BROKEN TACKLES

	Player	Tot
1.	Peyton Barber	8
2t.	Nick Chubb	7
2t.	Melvin Gordon III	7
2t.	Kareem Hunt	7
2t.	Carlos Hyde	7
2t.	Dion Lewis	7
7t.	Chris Carson	6
7t.	Royce Freeman	6
7t.	David Johnson	6
10t.	Ezekiel Elliott	5
10t.	Derrick Henry	5

BREAKING THE PLANE

Chubb's six rushing scores are tied for fourth most by a Brown through his first 11 career games and tie for sixth overall by a rookie.

ALL-TIME BROWNS RUSHING LEADERS: TD THROUGH FIRST 11 CAREER GAMES

	Player	Year	TD
1.	Jim Brown	1957	8
2t.	Isaiah Crowell	2014	7
2t.	Ron Johnson	1969	7
4t.	Maurice Bassett	1954	6
4t.	Nick Chubb	2018	6
4t.	Trent Richardson	2012	6

ALL-TIME BROWNS ROOKIE RUSHING LEADERS: TD

	Player	Year	TD
1.	Trent Richardson	2012	11
2.	Jim Brown	1957	9
3.	Isaiah Crowell	2014	8
4t.	Ron Johnson	1969	7
4t.	Travis Prentice	2000	7
6t.	Nick Chubb	2018	6
6t.	Maurice Bassett	1954	6
6t.	Eric Metcalf	1989	6
6t.	William Green	2002	6

RUSHING ROOKIE

Chubb's 663 rushing yards ranks sixth among Browns rookies in history.

ALL-TIME BROWNS ROOKIE RUSHING LEADERS: YDS

	Player	Year	Yds
1.	Trent Richardson	2012	950
2.	Jim Brown	1957	942
3.	William Green	2002	887
4.	Preston Carpenter	1956	756
5.	Terrance West	2014	673
6.	Nick Chubb	2002	663

HANDS AND FEET

Chubb rushed for 84 yards with a touchdown and had three catches for 44 yards and a score in the Browns' Week 12 victory.

After rushing for 176 yards with a touchdown and a touchdown catch in Week 10, Chubb is one of four rookies in NFL history with both a rushing and receiving touchdown in consecutive games, joining Kink Richards of the 1933 New York Giants, Rodney Culver of the 1992 Indianapolis Colts and Saquon Barkley of the 2018 New York Giants.

NICK IN NOVEMBER

Chubb finished the month of November with 345 rushing yards, three rushing touchdowns, 82 receiving yards and a pair of touchdown catches. His rushing total led the AFC and placed second in the NFL. Chubb also led all rookies in the category, despite the team only playing three games. His five total touchdowns also tied for the AFC standard and third in the league.

2018 NFL RUSHING LEADERS: YDS (NOVEMBER)

	Player	Yds
1.	Ezekiel Elliott	455
2.	Nick Chubb	345
3.	Melvin Gordon III	336
4.	Christian McCaffrey	334
5.	Aaron Jones	332

2018 NFL SCORING LEADERS: OVERALL TD (NOVEMBER)

	Player	TD
1.	Christian McCaffrey	7
2.	Alvin Kamara	6
3t.	Saquon Barkley	5
3t.	Nick Chubb	5
3t.	Eric Ebron	5
3t.	Leonard Fournette	5
3t.	Aaron Jones	5


DL | 90 EMMANUEL OGBAH
BATTING AWAY

Despite only appearing in 19 games since last year, DL **Emmanuel Ogbah's** 13 passes defended are ranked second during that time among DL and his seven on the year are a league standard.

2017-18 NFL DEFENSIVE LEADERS: PD (DL)

	Player	G	PD
1.	Cameron Jordan	27	15
2.	Emmanuel Ogbah	19	13
3.	Carlos Dunlap	27	12
4.	Chris Jones	27	11
5.	Kony Ealy	15	9

2018 NFL DEFENSIVE LEADERS: PD (DL)

	Player	G	PD
1.	Emmanuel Ogbah	9	7
2t.	Carlos Dunlap	11	5
2t.	Derek Wolfe	11	5
2t.	Chris Wormley	11	5
5t.	Chandler Jones	11	4
5t.	Chris Jones	11	4
5t.	Cameron Jordan	11	4
5t.	Julius Peppers	11	4
5t.	Jabaal Sheard	11	4
10t.	Myles Garrett	11	3
10t.	Henry Anderson	11	3
10t.	Angelo Blackson	11	3
10t.	Adam Gotsis	11	3
10t.	Maurice Hurst	11	3
10t.	Melvin Ingram III	11	3
10t.	Jordan Phillips	11	3

Since 1994, Ogbah ranks third on the list of Browns DL who have registered the most passes defended, despite playing in one of the fewest amount of games.

1994-2018 BROWNS DEFENSIVE LEADERS: PD (DL)

	Player	Years	G	PD
1.	Orpheus Roye	2000-07	113	32
2.	Courtney Brown	2000-04	47	22
3.	Emmanuel Ogbah	2016-18	35	16
4t.	Kenard Lang	2002-05	62	12
4t.	Jabaal Sheard	2011-14	61	12

D.K. ALL DAY

DB **Derrick Kindred** has collected 10 tackles for loss in just 37 career games. The mark ranks tied for third among active DBs who have appeared 40 games or less.

A SAFE BET

At Pittsburgh in Week 8, Kindred recorded his second career interception and forced a Steelers fumble. The marks made him just one of six S in the NFL this season to register a pick and force a fumble in the same contest.

Player	Week	Int	FF
Derrick Kindred	Week 8	1	1
Marcus Maye	Week 5	1	1
Shawn Williams	Week 2	1	1
Mike Mitchell	Week 7	1	1
Damontae Kazee	Week 6	1	1
Malcolm Jenkins	Week 12	1	1

Moreover, Kindred is one of just 13 overall players to accomplish the feat this season.

NO PTO

The Browns currently have three active players in Johnson Jr., Landry and Colquitt, who have all played some of most consecutive regular season games at their respective positions across the NFL. Johnson Jr. ranks fourth among all active RBs with 59 games, Landry places tied for third at the WR spot with 75 and Colquitt's 139 games are fourth most by a specialist.



QB | **5 TYROD TAYLOR**

T-MOBILE

Two-time Pro Bowl QB **Tyrod Taylor** has 1,700 rushing yards since 2015, which is second best among all NFL QBs during that span and is the most in the AFC. For his career, Taylor has carried the ball for 1,788 yards and ranks ninth among AFC QBs on the NFL's all-time rushing yards list.

2015-18 NFL RUSHING LEADERS: QB

	Player	Team	Total
1.	Cam Newton	Carolina	2,166
2.	Tyrod Taylor	Cleveland	1,700

AFC QB ALL-TIME RUSHING LEADERS

	Player	Years	Total
1.	Steve McNair	1995-2007(13)	3,590
2.	John Elway	1983-1998(16)	3,407
3.	Kordell Stewart	1995-2005(10)	2,584
4.	Terry Bradshaw	1970-1983(14)	2,257
5.	Ken Anderson	1971-1986(16)	2,220
6.	Mark Brunell	1995-2011(11)	2,219
7.	Steve Grogan	1975-1990(16)	2,176
8.	Ryan Fitzpatrick	2007-2016(10)	1,935
9.	Tyrod Taylor	2011-2018(8)	1,836
10.	David Garrard	2002-2010(9)	1,746

TOUCHDOWN TYROD

Taylor is also one of only five active QBs with 50 passing touchdowns and 10 rushing touchdowns since 2015, along with Cam Newton, Kirk Cousins, Marcus Mariota and Dak Prescott. He and Newton are also the only two players in the NFL to register a minimum of 8,000 passing yards and 1,500 rushing yards in that span.

TOUGH TO TAKE FROM TY

Taylor's career interception percentage of 1.5 (min. of 1,200 attempts) is tied for an all-time low in NFL history.

ALL-TIME NFL PASSING LEADERS: INT PCT

	Player	Att	Int	Int Pct
1t.	Tyrod Taylor	1,356	20	1.5
1t.	Aaron Rodgers	5,308	79	1.5
3.	Dak Prescott	1,285	22	1.7
4t.	Colin Kaepernick	1,692	30	1.8
4t.	Tom Brady	9,207	167	1.8

RUNAWAY

Since 2015, Taylor ranks third in the league in rushing touchdowns by a QB.

2015-18 NFL RUSHING LEADERS: TD (QB)

	Player	G	Att	TD
1.	Cam Newton	58	446	25
2.	Dak Prescott	43	172	17
3.	Tyrod Taylor	48	299	15
4.	Kirk Cousins	59	143	14
5.	Marcus Mariota	52	207	11

RUNNING RAMPANT

Taylor's 125 rushing yards in his three 2018 starts (Weeks 1-3) were the second most during that span by a QB.

T-NOT-SO-SQUARED

Taylor's active streak of 45 consecutive games played without throwing multiple interceptions is an all-time NFL best by a QB.

ELITE COMPANY

Along with Steve Young and Steve McNair, Taylor is just the NFL's third quarterback to record three consecutive seasons (2015-17) of 60-plus completion percentages (min. 200 attempts) and 400-plus scrimmage yards. It's currently the NFL's only active streak.

RIGHT ON THE T-MONEY

Since 2015, Taylor has the fewest interceptions (18) by a QB who's started 30-plus games.

2015-18 NFL PASSING LEADERS: INT (30+ STARTS)

	Player	G	GS	Int
1.	Tyrod Taylor	48	46	18
2.	Jared Goff	33	33	20
3t.	Dak Prescott	43	43	22
3t.	Aaron Rodgers	50	50	22

2018 AWARDS/HONORS
OL Joel Bitonio

- 2018 Art Rooney Sportsmanship Award Team Nominee

RB Nick Chubb

- Pepsi NFL Rookie of the Week (Week 4)
- Pepsi NFL Rookie of the Week (Week 10)
- FedEx Ground NFL Player of the Week (Week 10)

QB Baker Mayfield

- Maurice Bassett Award (most outstanding rookie in training camp as voted by local media)
- Pepsi NFL Rookie of the Week (Week 3)
- Pepsi NFL Rookie of the Week (Week 7)
- Pepsi NFL Rookie of the Week (Week 9)

Former OL Joe Thomas

- 2018 Salute to Service Team Nominee

DB Denzel Ward

- Pepsi NFL Rookie of the Week (Week 1)
- Pepsi NFL Rookie of the Week (Week 5)
- AFC Special Teams Player of the Week (Week 5)

IMPORTANT DATES

Jan. 5-6	Wild Card Playoff Games
Jan. 12-13	Divisional Playoff Games
Jan. 20	AFC and NFC Championship Games
Jan. 26	Senior Bowl (Mobile, Ala.)
Jan. 27	Pro Bowl (Orlando, Fla.)
Feb. 3	Super Bowl LIII (Atlanta, Ga.)
Feb. 26-March 4	Combine (Indianapolis, Ind.)
March 13	2019 league year begins
April 25-27	NFL Draft

2018 DRAFT CLASS

Player	Pos.	College	Round	Overall
Baker Mayfield	QB	Oklahoma	1	1
Denzel Ward	DB	Ohio State	1	4
Austin Corbett	OL	Nevada	2	33
Nick Chubb	RB	Georgia	2	35
Chad Thomas	DL	Miami (Fla.)	3	67
Antonio Callaway	WR	Florida	4	105
Genard Avery	LB	Memphis	5	150
Damion Ratley	WR	Texas A&M	6	175
Simeon Thomas	DB	Louisiana	6	188

HEAD COACH GREGG WILLIAMS

Gregg Williams was named Browns interim head coach on Oct. 29, 2018. He has served as the team's defensive coordinator since Jan. 7, 2017. Williams also served as the head coach of the Buffalo Bills from 2001-03 and has 17 seasons of experience as an NFL defensive coordinator. His defenses have finished in the top five in total defense five times, including the top defense in the NFL in 2000. Williams also oversaw a Saints defensive unit that won Super Bowl XLIV and a Titans defense that advanced to Super Bowl XXXIV.

In his first season, the Browns defense made significant improvements in many categories. The Browns, who finished 31st in the NFL in both total defense and rushing defense in 2016, ranked 14th in total defense and seventh in rushing defense in 2017. Cleveland recorded its best finish in rush defense since 1992 and held opponents to a 3.35 rushing average. That figure was the second-best by a Browns team in a season, second in the NFL in 2017 and fifth in the NFL since 2009.

Williams helped Joe Schobert become the first Browns linebacker named to the Pro Bowl in 16 years. Schobert tied for first in the NFL with 144 tackles. Williams also helped develop defensive lineman Myles Garrett, the first overall pick of the 2017 NFL Draft. Garrett led the Browns with seven sacks, tied for second among all NFL rookies and third-most by a Browns rookie. Garrett joined Oakland defensive tackle Tommy Kelly (2004) and Cleveland linebacker Barkevious Mingo (2013) as the only NFL players since 2004 to record at least one sack in each of their first three NFL games. In his first game, Garrett recorded a sack on his first NFL play and became the only No. 1 overall pick to record multiple sacks in his NFL debut.

Williams spent the previous three seasons (2014-16) as the defensive coordinator for the St. Louis/Los Angeles Rams. In 2016, the Rams defense finished in the top 10 in the NFL in total defense and passing defense. During his three seasons with the Rams, the team recorded 281 tackles for a loss, the second-most in the NFL during that span.

Williams also helped oversee the development of 2014 first-round pick Aaron Donald. Donald was voted the NFL Defensive Rookie of the Year and was selected to the Pro Bowl all three seasons under Williams.

Prior to his time with the Rams, Williams served as senior assistant defensive coach in Tennessee in 2013 and helped the team make significant improvements in nearly every defensive category. The Titans improved in points per game (16th from 32nd), total defense (14th from 27th), pass defense (11th from 26th) and third down defense (7th from 21st).

Williams served as defensive coordinator in New Orleans from 2009-11. He helped the Saints advance to the postseason all three years, capture division titles (2009 and 2011) and win Super Bowl XLIV. During his three seasons in New Orleans, the Saints posted a 37-11 regular season record, tied for the best in the NFL during that span. In 2010, the Saints allowed the fewest touchdown passes (13) in the league. In his first season with the Saints, he was in charge of a unit that recorded 35 defensive takeaways and returned seven for touchdowns.

He spent one season (2008) with Jacksonville as defensive coordinator/assistant head coach following four seasons (2004-07) as assistant head coach/defense with Washington. The Redskins had one of the NFL's top defenses over that span, allowing just 19.4 points per game and ranking sixth overall in defense during the four-season stretch. In 2005, the Redskins' defense was a key factor in the club making its first postseason appearance since 1999.



HC | GREGG WILLIAMS

Prior to joining the Redskins, Williams spent three seasons (2001-03) as head coach of the Buffalo Bills, where the defense improved each season. The defense improved from 21st in the NFL in 2001 to 15th in 2002 to second in 2003.

Williams joined the NFL ranks in 1990 and spent 11 seasons with the Houston Oilers/Tennessee Titans working his way up from defensive quality control coach (1990-92) to defensive coordinator (1997-00). He also served as special teams coach (1993) and linebackers coach (1994-96). In 1999, he helped the Titans advance to Super Bowl XXXIV. In 2000, Tennessee led the NFL in total defense for the first time in franchise history and allowed 191 points, the third-fewest in league history since the adoption of a 16-game schedule in 1978. The Titans also set club records for sacks (55), fewest passing yards allowed (2,424) and fewest touchdowns allowed (17).

Prior to arriving in the NFL, Williams was a graduate assistant at the University of Houston from 1988-89. From 1984-87, Williams was the head coach at Belton (Mo.) High School after opening his coaching career at his alma mater Excelsior Springs (Mo.) High School.

Williams graduated from Truman State University, where he played quarterback and also played baseball. He later earned a master's degree from Central Missouri.

Williams is passionate about giving back to the youth. Since 2004, Williams has helped raise more than \$2 million for Excelsior Springs young people through the Gregg Williams Foundation. The money raised annually provides two scholarships for Excelsior Springs High School graduates and funds both school and local youth athletics. For more information, visit www.greggwilliamsfoundation.org.

In January of 2016, Williams was inducted into the Missouri Sports Hall of Fame. The induction celebrated his decorated NFL coaching career, as well his unwavering commitment to his home state of Missouri and the mentorship of young men.



THE GREGG WILLIAMS FOUNDATION

The Gregg Williams Foundation, Inc. was founded in December 2004 as a 501(c)(3) non-profit organization to fund programs for kids in the Excelsior Springs, Mo. area. The Foundation also donates funds to various community organizations to help improve the community as a whole.

The Foundation hosts several fund-raising events throughout the Excelsior Springs area and beyond, but the primary source of income for the Foundation is derived from the various fund-raising activities around the annual Gregg Williams Tiger Classic Golf Tournament. This is a 3-day event which includes the Hall of Fame Induction Ceremony and Dinner, a Tiger Classic Reception & Dinner for all golfers, the Tiger Golf Classic Golf Tournament with various auctions, raffles, donations and sponsorships. The Tiger Classic is a large community event and sells out quickly each year with over 80 golf teams.

The Foundation has given back nearly \$750,000 to the schools and our community with a total community impact of over \$1 million since 2005.

COACHING BACKGROUND

1980-83	Excelsior Springs High School (Mo.), assistant coach
1984-87	Belton High School (Mo.), head coach
1988-89	University of Houston, graduate assistant coach
1990-92	Houston Oilers, defensive quality control coach
1993	Houston Oilers, special teams coach
1994-96	Houston Oilers, linebackers coach
1997-00	Houston Oilers/Tennessee Titans, defensive coordinator
2001-03	Buffalo Bills, head coach
2004-07	Washington Redskins, assistant head coach/defense
2008	Jacksonville Jaguars, defensive coordinator
2009-11	New Orleans Saints, defensive coordinator
2013	Tennessee Titans, senior assistant/defense
2014-16	St. Louis/Los Angeles Rams, defensive coordinator
2017-	Cleveland Browns, defensive coordinator
2018-	Cleveland Browns, head coach



NO	NAME	POS	HT	WT	DOB	AGE	EXP	COLLEGE	HOMETOWN	HOW ACQ	GP/GS/DNP/IA
52	Armstrong, Ray-Ray	LB	6-3	220	3/5/91	27	6	Miami (Fla.)	Sanford, Fla.	FA - '18	10/1/0/0*
55	Avery, Genard	LB	6-0	250	4/26/95	23	R	Memphis	Grenada, Miss.	D5 - '18	11/4/0/0
75	Bitonio, Joel	OL	6-4	305	10/11/91	27	5	Nevada	Long Beach, Calif.	D2 - '14	11/11/0/0
20	Boddy-Calhoun, Brieann	DB	5-9	193	1/21/93	25	3	Minnesota	Wilmington, Del.	W. (Jac.) - '16	11/4/0/0
86	Brown, Pharaoh	TE	6-6	258	5/4/94	24	1	Oregon	Lyndhurst, Ohio	FA - '18	0/0/0/4
31	Burris, Justin	DB	6-0	212	8/4/93	25	3	North Carolina State	Raleigh, N.C.	FA - '18	4/0/0/5*
11	Callaway, Antonio	WR	5-11	200	1/9/97	21	R	Florida	Miami, Fla.	D4 - '18	11/9/0/0
38	Carrie, T.J.	DB	6-0	204	7/28/90	28	5	Ohio	Antioch, Calif.	UFA (Oak.) - '18	11/3/0/0
82	Charles, Orson	TE	6-3	257	1/27/91	27	3	Georgia	Tampa, Fla.	FA - '18	11/2/0/0
24	Chubb, Nick	RB	5-11	227	12/27/95	22	R	Georgia	Cedartown, Ga.	D2b - '18	11/4/0/0
93	Coley, Trevon	DL	6-1	310	7/13/94	24	2	Florida Atlantic	Miami, Fla.	FA - '17	11/10/0/0
51	Collins Sr., Jamie	LB	6-3	250	10/20/89	29	6	Southern Mississippi	McCall Creek, Miss.	Tr. (N.E.) - '16	11/11/0/0
4	Colquitt, Britton	P	6-3	210	3/20/85	33	9	Tennessee	Knoxville, Tenn.	FA - '16	11/0/0/0
63	Corbett, Austin	OL	6-4	306	9/5/95	23	R	Nevada	Sparks, Nev.	D2a - '18	9/1/0/2
94	Davis, Carl	DL	6-5	320	3/2/92	26	4	Iowa	Sterling Heights, Mich.	W. (Balt.) - '18	5/0/1/5
87	DeValve, Seth	TE	6-3	245	1/29/93	25	3	Princeton	Manchester, Conn.	D4d - '16	8/1/0/3
88	Fells, Darren	TE	6-7	270	4/22/86	32	5	California-Irvine	Fullerton, Calif.	UFA (Det.) - '18	11/7/0/0
33	Gaines, Phillip	DB	6-0	193	4/4/91	27	5	Rice	Concord, Mass.	W. (Buf.) - '18	9/6/0/2*
95	Garrett, Myles	DL	6-4	272	12/29/95	22	2	Texas A&M	Arlington, Texas	D1a - '17	11/11/0/0
69	Harrison, Desmond	OL	6-6	295	10/8/93	25	R	West Georgia	Houston, Texas	FA - '18	8/8/0/3
81	Higgins, Rashard	WR	6-1	198	10/7/94	24	3	Colorado State	Dallas, Texas	D5c - '16	8/2/0/3
25	Hilliard, Dontrell	RB	5-11	202	2/26/95	23	R	Tulane	Baton Rouge, La.	FA - '18	6/0/0/0
59	Hines, D'Juan	LB	6-1	235	9/13/93	25	R	Houston	Houston, Texas	FA - '18	8/0/0/0
74	Hubbard, Chris	OL	6-4	295	4/23/91	27	5	UAB	Columbus, Ga.	UFA (Pit.) - '18	11/11/0/0
47	Hughlett, Charley	LS	6-4	248	5/16/90	28	4	Central Florida	Tampa, Fla.	FA - '14	11/0/0/0
29	Johnson Jr., Duke	RB	5-9	210	9/23/93	25	4	Miami (Fla.)	Miami, Fla.	D3a - '15	11/2/0/0
17	Joseph, Greg	K	6-0	208	8/4/94	24	R	Florida Atlantic	Johannesburg South Africa	FA - '18	9/0/0/0
26	Kindred, Derrick	DB	5-10	210	12/15/93	24	3	Texas Christian	San Antonio, Texas	D4c - '16	11/2/0/0
80	Landry, Jarvis	WR	5-11	196	11/28/92	26	5	Louisiana State	Metairie, La.	Tr. (Mia.) - '18	11/10/0/0
6	Mayfield, Baker	QB	6-1	215	4/14/95	23	R	Oklahoma	Austin, Texas	D1a - '18	9/8/2/0
85	Njoku, David	TE	6-4	246	7/10/96	22	2	Miami (Fla.)	Cedar Grove, N.J.	D1c - '17	11/9/0/0
90	Ogbah, Emmanuel	DL	6-4	275	11/6/93	25	3	Oklahoma State	Lagos, Nigeria	D2 - '16	9/9/0/2
65	Ogunjobi, Larry	DL	6-3	305	6/3/94	24	2	Charlotte	Greensboro, N.C.	D3 - '17	11/11/0/0
22	Peppers, Jabrill	DB	5-11	213	10/4/95	23	2	Michigan	East Orange, N.J.	D1b - '17	11/11/0/0
19	Perriman, Breshad	WR	6-2	211	9/10/93	25	4	UCF	Lithonia, Ga.	FA - '18	5/0/0/1
91	Price, Brian	DL	6-3	322	6/24/94	24	2	Texas-San Antonio	Lafayette, Ind.	FA - '18	8/1/0/1*
23	Randall, Damarious	DB	5-11	196	8/29/92	26	4	Arizona State	Pensacola, Fla.	Tr. (G.B.) - '18	10/10/0/1
18	Ratley, Damion	WR	6-2	200	4/16/95	23	R	Texas A&M	Yoakum, Texas	D6a - '18	8/3/1/3
78	Robinson, Greg	OL	6-5	330	10/21/92	26	5	Auburn	Thibodaux, La.	FA - '18	11/3/0/0
53	Schobert, Joe	LB	6-1	245	11/6/93	25	3	Wisconsin	Waukesha, Wis.	D4a - '16	8/8/0/3
10	Scott, Da'Mari	WR	6-0	205	8/8/95	23	R	Fresno State	Muskegon Heights, Mich.	FA - '18	0/0/0/5
50	Smith, Chris	DL	6-1	266	2/11/92	26	5	Arkansas	Mount Ulla, N.C.	UFA (Cin.) - '18	11/2/0/0
9	Stanton, Drew	QB	6-3	226	5/7/84	34	12	Michigan State	Farmington Hills, Mich.	UFA (Arz.) - '18	0/0/1/10
5	Taylor, Tyrod	QB	6-1	217	8/3/89	29	8	Virginia Tech	Hampton, Va.	Tr. (Buf.) - '18	4/3/6/1
92	Thomas, Chad	DL	6-5	278	10/12/95	23	R	Miami (Fla.)	Miami, Fla.	D3 - '18	4/0/3/4
27	Thomas, Tavierre	DB	5-10	205	3/11/96	22	R	Ferris State	Detroit, Mich.	W. (Arz.) - '18	8/0/0/3
64	Tretter, JC	OL	6-4	307	2/12/91	27	6	Cornell	Akron, N.Y.	UFA (G.B.) - '17	11/11/0/0
54	Vallejo, Tanner	LB	6-1	230	12/16/94	23	2	Boise State	Penn Valley, Calif.	W. (Buf.) - '18	10/0/0/1
21	Ward, Denzel	DB	5-11	190	4/28/97	21	R	Ohio State	Macedonia, Ohio	D1b - '18	11/10/0/0
71	Watford, Earl	OL	6-3	300	6/24/90	28	5	James Madison	Philadelphia, Pa.	FA - '18	8/0/1/2
35	Whitehead, Jermaine	DB	5-11	195	3/12/93	25	3	Auburn	Greenwood, Miss.	W. (G.B.) - '18	9/2/0/1*
70	Zeitler, Kevin	OL	6-4	315	3/8/90	28	7	Wisconsin	Waukesha, Wis.	UFA (Cin.) - '17	11/11/0/0
97	Zettel, Anthony	DL	6-4	275	8/9/92	26	3	Penn State	Tawas City, Mich.	W. (Det.) - '18	10/0/0/1

Reserve/Injured (8):

28	Gaines, E.J. (concussion, 11/7)	DB	5-10	191	2/23/92	26	5	Missouri	Independence, Mo.	UFA (Buf.) - '18	6/2/0/3
91	Jones, Lenny (concussion, 8/31)	DL	6-2	256	8/8/91	27	1	Nevada	Oakland, Calif.	FA - '18	0/0/0/0
58	Kirksey, Christian (hamstring, 11/7)	LB	6-2	235	8/31/92	26	5	Iowa	St. Louis, Mo.	D3a - '14	7/7/0/2
15	Louis, Ricardo (neck, 7/26)	WR	6-2	215	3/23/94	24	3	Auburn	Miami, Fla.	D4b - '16	0/0/0/0
39	^Mitchell, Terrance (wrist, 10/2)	DB	5-11	191	5/17/92	26	5	Oregon	Sacramento, Calif.	UFA (K.C.) - '18	4/4/0/0
13	Streater, Rod (neck, 10/16)	WR	6-2	195	2/9/88	30	6	Temple	Burlington, N.J.	FA - '18	3/0/0/1
84	Willies, Derrick (collarbone, 10/13)	WR	6-4	207	10/17/94	24	R	Texas Tech	San Bernadino, Calif.	FA - '18	5/0/0/0
24	Wilson, Howard (knee, 6/13)	DB	6-1	184	10/30/95	23	1	Houston	DeSoto, Texas	D4 - '17	0/0/0/0

Practice Squad (11):

96	Ekual, Daniel	DL	6-3	300	1/13/94	24	R	Washington State	Pago Pago, American Samoa	FA - '18	0/0/0/0
16	Jackson, Blake	WR	5-10	200	3/7/94	24	1	Mary Hardin-Baylor	Houston, Texas	FA - '18	0/0/0/0
34	Jackson, Robert	DB	6-2	207	12/8/93	24	R	UNLV	Fort Myers, Fla.	FA - '18	0/0/0/0
68	Kalis, Kyle	OL	6-4	306	12/21/93	24	1	Michigan	Lakewood, Ohio	FA - '18	0/0/0/0
99	Lawrence, Devaroe	DL	6-2	295	10/13/92	26	1	Auburn	Greenville, S.C.	FA - '18	1/0/0/3
42	Mays, Devante	RB	5-11	237	5/26/94	24	2	Utah State	Livingston, Texas	FA - '18	0/0/0/0
30	Meander, Montrel	DB	6-2	215	9/20/94	24	R	Grambling State	Amarillo, Texas	FA - '18	0/0/0/0
41	Pipkins, Lenzy	DB	6-0	196	11/7/93	25	2	Oklahoma State	Arlington, Texas	FA - '18	3/1/0/3*
40	Sankoh, Tigie#	DB	5-11	214	11/4/97	21	R	Greenwich	London, England	FA - '18	0/0/0/0
60	Seaton, Brad	OL	6-9	330	11/23/93	25	1	Villanova	Bronx, N.Y.	FA - '18	0/0/0/0
56	Woodson-Luster, Xavier	LB	6-1	220	8/6/95	23	2	Arkansas State	Eufaula, Ala.	FA - '18	1/0/0/0

*Armstrong appeared in 6 games with 1 start with the Giants, Burris appeared in 4 games and was inactive for 3 games with the Jets, P. Gaines appeared in seven games and was inactive for two games with Buffalo, Pipkins appeared in two games and was inactive for two games with Detroit and played one game and was inactive one game with Indianapolis, Price appeared in 1 game and was inactive for 1 game with the Raiders, Whitehead appeared in seven games and was inactive for one game with the Packers.

^Designated to return from injured reserve

Member of NFL's International Player Development program and does not count against roster limit.

Head Coach: Gregg Williams

Assistants: Freddie Kitchens (offensive coordinator); Amos Jones (special teams coordinator); Brian Braswell (offensive quality control); Josh Christovich (strength and conditioning assistant); Ken Delgado (assistant defensive line); Monty Gibson (strength and conditioning assistant); Adam Henry (wide receivers); Mark Hutson (assistant offensive line); Larry Jackson (head of strength and conditioning); Dale Jones (strength and conditioning assistant); Scott Kaniecki (defensive quality control); Jerod Kruse (assistant defensive backs); Ryan Lindley (running backs); Evan Marcus (strength & conditioning coordinator); Eric Sanders (defensive quality control); Al Saunders (senior assistant/special projects); Bob Saunders (offensive quality control/assistant wide receivers); Greg Seamon (tight ends); Sam Shade (assistant special teams); Clyde Simmons (defensive line); DeWayne Walker (defensive backs); Blake Williams (linebackers); Bob Wylie (offensive line); Ken Zampese (quarterbacks).



NO	NAME	POS	HT	WT	DOB	AGE	EXP	COLLEGE	HOMETOWN	HOW ACQ	GP/GS/DNP/IA
4	Britton Colquitt	P	6-3	210	3/20/85	33	9	Tennessee	Knoxville, Tenn.	FA - '16	11/0/0/0
5	Tyrod Taylor	QB	6-1	217	8/3/89	29	8	Virginia Tech	Hampton, Va.	Tr. (Buf.) - '18	4/3/6/1
6	Baker Mayfield	QB	6-1	215	4/14/95	23	R	Oklahoma	Austin, Texas	D1a - '18	9/8/2/0
9	Drew Stanton	QB	6-3	226	5/7/84	34	12	Michigan State	Farmington Hills, Mich.	UFA (Arz.) - '18	0/0/1/10
10	Da'Mari Scott	WR	6-0	205	8/8/95	23	R	Fresno State	Muskegon Heights, Mich.	FA - '18	0/0/0/5
11	Antonio Callaway	WR	5-11	200	1/9/97	21	R	Florida	Miami, Fla.	D4 - '18	11/9/0/0
17	Greg Joseph	K	6-0	208	8/4/94	24	R	Florida Atlantic	Johannesburg South Africa	FA - '18	9/0/0/0
18	Damion Ratley	WR	6-2	200	4/16/95	23	R	Texas A&M	Yoakum, Texas	D6a - '18	8/3/1/3
19	Breshad Perriman	WR	6-2	211	9/10/93	25	4	UCF	Lithonia, Ga.	FA - '18	5/0/0/1
20	Brieon Boddy-Calhoun	DB	5-9	193	1/21/93	25	3	Minnesota	Wilmington, Del.	W. (Jac.) - '16	11/4/0/0
21	Denzel Ward	DB	5-11	190	4/28/97	21	R	Ohio State	Macedonia, Ohio	D1b - '18	11/10/0/0
22	Jabrill Peppers	DB	5-11	213	10/4/95	23	2	Michigan	East Orange, N.J.	D1b - '17	11/11/0/0
23	Damarious Randall	DB	5-11	196	8/29/92	26	4	Arizona State	Pensacola, Fla.	Tr. (G.B.) - '18	10/10/0/1
24	Nick Chubb	RB	5-11	227	12/27/95	22	R	Georgia	Cedartown, Ga.	D2b - '18	11/4/0/0
25	Dontrell Hilliard	RB	5-11	202	2/26/95	23	R	Tulane	Baton Rouge, La.	FA - '18	6/0/0/0
26	Derrick Kindred	DB	5-10	210	12/15/93	24	3	Texas Christian	San Antonio, Texas	D4c - '16	11/2/0/0
27	Tavierre Thomas	DB	5-10	205	3/11/96	22	R	Ferris State	Detroit, Mich.	W. (Arz.) - '18	8/0/0/3
29	Duke Johnson Jr.	RB	5-9	210	9/23/93	25	4	Miami (Fla.)	Miami, Fla.	D3a - '15	11/2/0/0
31	Juston Burris	DB	6-0	212	8/4/93	25	3	North Carolina State	Raleigh, N.C.	FA - '18	4/0/0/5*
33	Phillip Gaines	DB	6-0	193	4/4/91	27	5	Rice	Concord, Mass.	W. (Buf.) - '18	9/6/0/2*
35	Jermaine Whitehead	DB	5-11	195	3/12/93	25	3	Auburn	Greenwood, Miss.	W. (G.B.) - '18	9/2/0/1*
38	T.J. Carrie	DB	6-0	204	7/28/90	28	5	Ohio	Antioch, Calif.	UFA (Oak.) - '18	11/3/0/0
47	Charley Hughlett	LS	6-4	248	5/16/90	28	4	Central Florida	Tampa, Fla.	FA - '14	11/0/0/0
50	Chris Smith	DL	6-1	266	2/11/92	26	5	Arkansas	Mount Ulla, N.C.	UFA (G.B.) - '18	11/2/0/0
51	Jamie Collins Sr.	LB	6-3	250	10/20/89	29	6	Southern Mississippi	McCall Creek, Miss.	Tr. (N.E.) - '16	11/11/0/0
52	Ray-Ray Armstrong	LB	6-3	220	3/5/91	27	6	Miami (Fla.)	Sanford, Fla.	FA - '18	10/1/0/0*
53	Joe Schobert	LB	6-1	245	11/6/93	25	3	Wisconsin	Waukesha, Wis.	D4a - '16	8/8/0/3
54	Tanner Vallejo	LB	6-1	230	12/16/94	23	2	Boise State	Penn Valley, Calif.	W. (Buf.) - '18	10/0/0/1
55	Genard Avery	LB	6-0	250	4/26/95	23	R	Memphis	Grenada, Miss.	D5 - '18	11/4/0/0
59	D'Juan Hines	LB	6-1	235	9/13/93	25	R	Houston	Houston, Texas	FA - '18	8/0/0/0
63	Austin Corbett	OL	6-4	306	9/5/95	23	R	Nevada	Sparks, Nev.	D2a - '18	9/1/0/2
64	JC Tretter	OL	6-4	307	2/12/91	27	6	Cornell	Akron, N.Y.	UFA (G.B.) - '17	11/11/0/0
65	Larry Ogunjobi	DL	6-3	305	6/3/94	24	2	Charlotte	Greensboro, N.C.	D3 - '17	11/11/0/0
69	Desmond Harrison	OL	6-6	295	10/8/93	25	R	West Georgia	Houston, Texas	FA - '18	8/8/0/3
70	Kevin Zeitler	OL	6-4	315	3/8/90	28	7	Wisconsin	Waukesha, Wis.	UFA (Cin.) - '17	11/11/0/0
71	Earl Watford	OL	6-3	300	6/24/90	28	5	James Madison	Philadelphia, Pa.	FA - '18	8/0/1/2
74	Chris Hubbard	OL	6-4	295	4/23/91	27	5	UAB	Columbus, Ga.	UFA (Pit.) - '18	11/11/0/0
75	Joel Bitonio	OL	6-4	305	10/11/91	27	5	Nevada	Long Beach, Calif.	D2 - '14	11/11/0/0
78	Greg Robinson	OL	6-5	330	10/21/92	26	5	Auburn	Thibodaux, La.	FA - '18	11/3/0/0
80	Jarvis Landry	WR	5-11	196	11/28/92	26	5	Louisiana State	Metairie, La.	Tr. (Mia.) - '18	11/10/0/0
81	Rashard Higgins	WR	6-1	198	10/7/94	24	3	Colorado State	Dallas, Texas	D5c - '16	8/2/0/3
82	Orson Charles	TE	6-3	257	1/27/91	27	3	Georgia	Tampa, Fla.	FA - '18	11/2/0/0
85	David Njoku	TE	6-4	246	7/10/96	22	2	Miami (Fla.)	Cedar Grove, N.J.	D1c - '17	11/9/0/0
86	Pharaoh Brown	TE	6-6	258	5/4/94	24	1	Oregon	Lynchburg, Ohio	FA - '18	0/0/0/4
87	Seth DeValve	TE	6-3	245	1/29/93	25	3	Princeton	Manchester, Conn.	D4d - '16	8/1/0/3
88	Darren Fells	TE	6-7	270	4/22/86	32	5	California-Irvine	Fullerton, Calif.	UFA (Det.) - '18	11/7/0/0
90	Emmanuel Ogbah	DL	6-4	275	11/6/93	25	3	Oklahoma State	Lagos, Nigeria	D2 - '16	9/9/0/2
91	Brian Price	DL	6-3	322	6/24/94	24	2	Texas-San Antonio	Lafayette, Ind.	FA - '18	8/1/0/1*
92	Chad Thomas	DL	6-5	278	10/12/95	23	R	Miami (Fla.)	Miami, Fla.	D3 - '18	4/0/3/4
93	Trevon Coley	DL	6-1	310	7/13/94	24	2	Florida Atlantic	Miami, Fla.	FA - '17	11/10/0/0
94	Carl Davis	DL	6-5	320	3/2/92	26	4	Iowa	Sterling Heights, Mich.	W. (Balt.) - '18	5/0/1/5
95	Myles Garrett	DL	6-4	272	12/29/95	22	2	Texas A&M	Arlington, Texas	D1a - '17	11/11/0/0
97	Anthony Zettel	DL	6-4	275	8/9/92	26	3	Penn State	Tawas City, Mich.	W. (Det.) - '18	10/0/0/1

Reserve/Injured (8):

13	Rod Streater (neck, 10/16)	WR	6-2	195	2/9/88	30	6	Temple	Burlington, N.J.	FA - '18	3/0/0/1
15	Ricardo Louis (neck, 7/26)	WR	6-2	215	3/23/94	24	3	Auburn	Miami, Fla.	D4b - '16	0/0/0/0
24	Howard Wilson (knee, 6/13)	DB	6-1	184	10/30/95	23	1	Houston	DeSoto, Texas	D4 - '17	0/0/0/0
28	E.J. Gaines (concussion, 11/7)	DB	5-10	191	2/23/92	26	5	Missouri	Independence, Mo.	UFA (Buf.) - '18	6/2/0/3
39	*Terrance Mitchell (wrist, 10/2)	DB	5-11	191	5/17/92	26	5	Oregon	Sacramento, Calif.	UFA (K.C.) - '18	4/4/0/0
58	Christian Kirksey (hamstring, 11/7)	LB	6-2	235	8/31/92	26	5	Iowa	St. Louis, Mo.	D3a - '14	7/7/0/2
84	Derrick Willies (collarbone, 10/13)	WR	6-4	207	10/17/94	24	R	Texas Tech	San Bernardino, Calif.	FA - '18	5/0/0/0
91	Lenny Jones (concussion, 8/31)	DL	6-2	256	8/8/91	27	1	Nevada	Oakland, Calif.	FA - '18	0/0/0/0

Practice Squad (11):

16	Blake Jackson	WR	5-10	200	3/7/94	24	1	Mary Hardin-Baylor	Houston, Texas	FA - '18	0/0/0/0
30	Montrel Meander	DB	6-2	215	9/20/94	24	R	Grambling State	Amarillo, Texas	FA - '18	0/0/0/0
34	Robert Jackson	DB	6-2	207	12/8/93	24	R	UNLV	Fort Myers, Fla.	FA - '18	0/0/0/0
40	Tigie Sankoh#	DB	5-11	214	11/4/97	21	R	Greenwich	London, England	FA - '18	0/0/0/0
41	Lenzy Pipkins	DB	6-0	196	11/7/93	25	2	Oklahoma State	Arlington, Texas	FA - '18	3/1/0/3*
42	Devante Mays	RB	5-11	237	5/26/94	24	2	Utah State	Livingston, Texas	FA - '18	0/0/0/0
56	Xavier Woodson-Luster	LB	6-1	220	8/6/95	23	2	Arkansas State	Eufaula, Ala.	FA - '18	1/0/0/0
60	Brad Seaton	OL	6-9	330	11/23/93	25	1	Villanova	Bronx, N.Y.	FA - '18	0/0/0/0
68	Kyle Kalis	OL	6-4	306	12/21/93	24	1	Michigan	Lakewood, Ohio	FA - '18	0/0/0/0
96	Daniel Ekuale	DL	6-3	300	1/13/94	24	R	Washington State	Pago Pago, American Samoa	FA - '18	0/0/0/0
99	Devaroe Lawrence	DL	6-2	295	10/13/92	26	1	Auburn	Greenville, S.C.	FA - '18	1/0/0/3

*Armstrong appeared in 6 games with 1 start with the Giants, Burris appeared in 4 games and was inactive for 3 games with the Jets, P. Gaines appeared in seven games and was inactive for two games with Buffalo, Pipkins appeared in two games and was inactive for two games with Detroit and played one game and was inactive one game with Indianapolis, Price appeared in 1 game and was inactive for 1 game with the Raiders, Whitehead appeared in seven games and was inactive for one game with the Packers.

*Designated to return from injured reserve

Member of NFL's International Player Development program and does not count against roster limit.

Head Coach:

Gregg Williams

Assistants:

Freddie Kitchens (offensive coordinator); Amos Jones (special teams coordinator); Brian Braswell (offensive quality control); Josh Christovich (strength and conditioning assistant); Ken Delgado (assistant defensive line); Monty Gibson (strength and conditioning assistant); Adam Henry (wide receivers); Mark Hutson (assistant offensive line); Larry Jackson (head of strength and conditioning); Dale Jones (strength and conditioning assistant); Scott Kaniecki (defensive quality control); Jerod Kruse (assistant defensive backs); Ryan Lindley (running backs); Evan Marcus (strength & conditioning coordinator); Eric Sanders (defensive quality control); Al Saunders (senior assistant/special projects); Bob Saunders (offensive quality control/assistant wide receivers); Greg Seamon (tight ends); Sam Shade (assistant special teams); Clyde Simmons (defensive line); DeWayne Walker (defensive backs); Blake Williams (linebackers); Bob Wylie (offensive line); Ken Zampese (quarterbacks).



QUARTERBACKS (3)		POS	HT	WT	DOB	AGE	EXP	COLLEGE	HOMETOWN	HOW ACO
6	Mayfield, Baker	QB	6-1	215	4/14/95	23	R	Oklahoma	Austin, Texas	D1a - '18
9	Stanton, Drew	QB	6-3	226	5/7/84	34	12	Michigan State	Farmington Hills, Mich.	UFA (Arz.) - '18
5	Taylor, Tyrod	QB	6-1	217	8/3/89	29	8	Virginia Tech	Hampton, Va.	Tr. (Buf.) - '18
RUNNING BACKS (3)										
24	Chubb, Nick	RB	5-11	227	12/27/95	22	R	Georgia	Cedartown, Ga.	D2b - '18
25	Hilliard, Dontrell	RB	5-11	202	2/26/95	23	R	Tulane	Baton Rouge, La.	FA - '18
29	Johnson Jr., Duke	RB	5-9	210	9/23/93	25	4	Miami (Fla.)	Miami, Fla.	D3a - '15
WIDE RECEIVERS (9)										
11	Callaway, Antonio	WR	5-11	200	1/9/97	21	R	Florida	Miami, Fla.	D4 - '18
81	Higgins, Rashard	WR	6-1	198	10/7/94	24	3	Colorado State	Dallas, Texas	D5c - '16
80	Landry, Jarvis	WR	5-11	196	11/28/92	26	5	Louisiana State	Metairie, La.	Tr. (Mia.) - '18
* 15	Louis, Ricardo	WR	6-2	215	3/23/94	24	3	Auburn	Miami, Fla.	D4b - '16
19	Perriman, Breshad	WR	6-2	211	9/10/93	25	4	UCF	Lithonia, Ga.	FA - '18
18	Ratley, Damion	WR	6-2	200	4/16/95	23	R	Texas A&M	Yoakum, Texas	D6a - '18
10	Scott, Da'Mari	WR	6-0	205	8/8/95	23	R	Fresno State	Muskegon Heights, Mich.	FA - '18
* 13	Streater, Rod	WR	6-2	195	2/9/88	30	6	Temple	Burlington, N.J.	FA - '18
* 84	Willies, Derrick	WR	6-4	207	10/17/94	24	R	Texas Tech	San Bernadino, Calif.	FA - '18
TIGHT ENDS (5)										
86	Brown, Pharaoh	TE	6-6	258	5/4/94	24	1	Oregon	Lyndhurst, Ohio	FA - '18
82	Charles, Orson	TE	6-3	257	1/27/91	27	3	Georgia	Tampa, Fla.	FA - '18
87	DeValve, Seth	TE	6-3	245	1/29/93	25	3	Princeton	Manchester, Conn.	D4d - '16
88	Fells, Darren	TE	6-7	270	4/22/86	32	5	California-Irvine	Fullerton, Calif.	UFA (Det.) - '18
85	Njoku, David	TE	6-4	246	7/10/96	22	2	Miami (Fla.)	Cedar Grove, N.J.	D1c - '17
OFFENSIVE LINEMEN (8)										
75	Bitonio, Joel	OL	6-4	305	10/11/91	27	5	Nevada	Long Beach, Calif.	D2 - '14
63	Corbett, Austin	OL	6-4	306	9/5/95	23	R	Nevada	Sparks, Nev.	D2a - '18
69	Harrison, Desmond	OL	6-6	295	10/8/93	25	R	West Georgia	Houston, Texas	FA - '18
74	Hubbard, Chris	OL	6-4	295	4/23/91	27	5	UAB	Columbus, Ga.	UFA (Pit.) - '18
78	Robinson, Greg	OL	6-5	330	10/21/92	26	5	Auburn	Thibodaux, La.	FA - '18
64	Tretter, JC	OL	6-4	307	2/12/91	27	6	Cornell	Akron, N.Y.	UFA (G.B.) - '17
71	Watford, Earl	OL	6-3	300	6/24/90	28	5	James Madison	Philadelphia, Pa.	FA - '18
70	Zeitler, Kevin	OL	6-4	315	3/8/90	28	7	Wisconsin	Waukesha, Wis.	UFA (Cin.) - '17
DEFENSIVE LINEMEN (10)										
94	Davis, Carl	DL	6-5	320	3/2/92	26	4	Iowa	Sterling Heights, Mich.	W. (Balt.) - '18
93	Coley, Trevon	DL	6-1	310	7/13/94	24	2	Florida Atlantic	Miami, Fla.	FA - '17
95	Garrett, Myles	DL	6-4	272	12/29/95	22	2	Texas A&M	Arlington, Texas	D1a - '17
* 91	Jones, Lenny	DL	6-2	256	8/8/91	27	1	Nevada	Oakland, Calif.	FA - '18
90	Ogbah, Emmanuel	DL	6-4	275	11/6/93	25	3	Oklahoma State	Lagos, Nigeria	D2 - '16
65	Ogunjobi, Larry	DL	6-3	305	6/3/94	24	2	Charlotte	Greensboro, N.C.	D3 - '17
91	Price, Brian	DL	6-3	322	6/24/94	24	2	Texas-San Antonio	Lafayette, Ind.	FA - '18
50	Smith, Chris	DL	6-1	266	2/11/92	26	5	Arkansas	Mount Ulla, N.C.	UFA (Cin.) - '18
92	Thomas, Chad	DL	6-5	278	10/12/95	23	R	Miami (Fla.)	Miami, Fla.	D3 - '18
97	Zettel, Anthony	DL	6-4	275	8/9/92	26	3	Penn State	Tawas City, Mich.	W. (Det.) - '18
LINEBACKERS (7)										
52	Armstrong, Ray-Ray	LB	6-3	220	3/5/91	27	6	Miami (Fla.)	Sanford, Fla.	FA - '18
55	Avery, Genard	LB	6-0	250	4/26/95	23	R	Memphis	Grenada, Miss.	D5 - '18
51	Collins Sr., Jamie	LB	6-3	250	10/20/89	29	6	Southern Mississippi	McCall Creek, Miss.	Tr. (N.E.) - '16
59	Hines, D'Juan	LB	6-1	235	9/13/93	25	R	Houston	Houston, Texas	FA - '18
* 58	Kirksey, Christian	LB	6-2	235	8/31/92	26	5	Iowa	St. Louis, Mo.	D3a - '14
53	Schobert, Joe	LB	6-1	245	11/6/93	25	3	Wisconsin	Waukesha, Wis.	D4a - '16
54	Vallejo, Tanner	LB	6-1	230	12/16/94	23	2	Boise State	Penn Valley, Calif.	W. (Buf.) - '18
DEFENSIVE BACKS (13)										
20	Boddy-Calhoun, Brieon	DB	5-9	193	1/21/93	25	3	Minnesota	Wilmington, Del.	W. (Jac.) - '16
31	Burris, Juston	DB	6-0	212	8/4/93	25	3	North Carolina State	Raleigh, N.C.	FA - '18
38	Carrie, T.J.	DB	6-0	204	7/28/90	28	5	Ohio	Antioch, Calif.	UFA (Oak.) - '18
* 28	Gaines, E.J.	DB	5-10	191	2/23/92	26	5	Missouri	Independence, Mo.	UFA (Buf.) - '18
33	Gaines, Phillip	DB	6-0	193	4/4/91	27	5	Rice	Concord, Mass.	W. (Buf.) - '18
26	Kindred, Derrick	DB	5-10	210	12/15/93	24	3	Texas Christian	San Antonio, Texas	D4c - '16
* 39	Mitchell, Terrance	DB	5-11	191	5/17/92	26	5	Oregon	Sacramento, Calif.	UFA (K.C.) - '18
22	Peppers, Jabrill	DB	5-11	213	10/4/95	23	2	Michigan	East Orange, N.J.	D1b - '17
27	Thomas, Tavierre	DB	5-10	205	3/11/96	22	R	Ferris State	Detroit, Mich.	W. (Arz.) - '18
23	Randall, Damarious	DB	5-11	196	8/29/92	26	4	Arizona State	Pensacola, Fla.	Tr. (G.B.) - '18
21	Ward, Denzel	DB	5-11	190	4/28/97	21	R	Ohio State	Macedonia, Ohio	D1b - '18
35	Whitehead, Jermaine	DB	5-11	195	3/12/93	25	3	Auburn	Greenwood, Miss.	W. (G.B.) - '18
* 24	Wilson, Howard	DB	6-1	184	10/30/95	23	1	Houston	DeSoto, Texas	D4 - '17
SPECIALISTS (3)										
4	Colquitt, Britton	P	6-3	210	3/20/85	33	9	Tennessee	Knoxville, Tenn.	FA - '16
17	Joseph, Greg	K	6-0	208	8/4/94	24	R	Florida Atlantic	Johannesburg South Africa	FA - '18
47	Hughlett, Charley	LS	6-4	248	5/16/90	28	4	Central Florida	Tampa, Fla.	FA - '14

* Denotes player on a reserve list



	NO	NAME	POS	HT	WT	DOB	AGE	EXP	COLLEGE	HOMETOWN	HOW ACQ
12th Year (1)	9	Stanton, Drew	QB	6-3	226	5/7/84	34	12	Michigan State	Farmington Hills, Mich.	UFA (Arz.) - '18
9th Year (1)	4	Colquitt, Britton	P	6-3	210	3/20/85	33	9	Tennessee	Knoxville, Tenn.	FA - '16
8th Year (1)	5	Taylor, Tyrod	QB	6-1	217	8/3/89	29	8	Virginia Tech	Hampton, Va.	Tr. (Buf.) - '18
7th Year (1)	70	Zeitler, Kevin	OL	6-4	315	3/8/90	28	7	Wisconsin	Waukesha, Wis.	UFA (Cin.) - '17
6th Year (4)	52	Armstrong, Ray-Ray	LB	6-3	220	3/5/91	27	6	Miami (Fla.)	Sanford, Fla.	FA - '18
	51	Collins Sr., Jamie	LB	6-3	250	10/20/89	29	6	Southern Mississippi	McCall Creek, Miss.	Tr. (N.E.) - '16
	* 13	Streater, Rod	WR	6-2	195	2/9/88	30	6	Temple	Burlington, N.J.	FA - '18
	64	Tretter, JC	OL	6-4	307	2/12/91	27	6	Cornell	Akron, N.Y.	UFA (G.B.) - '17
5th Year (12)	75	Bitonio, Joel	OL	6-4	305	10/11/91	27	5	Nevada	Long Beach, Calif.	D2 - '14
	38	Carrie, T.J.	DB	6-0	204	7/28/90	28	5	Ohio	Antioch, Calif.	UFA (Oak.) - '18
	88	Fells, Darren	TE	6-7	270	4/22/86	32	5	California-Irvine	Fullerton, Calif.	UFA (Det.) - '18
	* 28	Gaines, E.J.	DB	5-10	191	2/23/92	26	5	Missouri	Independence, Mo.	UFA (Buf.) - '18
	33	Gaines, Phillip	DB	6-0	193	4/4/91	27	5	Rice	Concord, Mass.	W. (Buf.) - '18
	74	Hubbard, Chris	OL	6-4	295	4/23/91	27	5	UAB	Columbus, Ga.	UFA (Pit.) - '18
	* 58	Kirksey, Christian	LB	6-2	235	8/31/92	26	5	Iowa	St. Louis, Mo.	D3a - '14
	80	Landry, Jarvis	WR	5-11	196	11/28/92	26	5	Louisiana State	Metairie, La.	Tr. (Mia.) - '18
	* 39	Mitchell, Terrance	DB	5-11	191	5/17/92	26	5	Oregon	Sacramento, Calif.	UFA (K.C.) - '18
	78	Robinson, Greg	OL	6-5	330	10/21/92	26	5	Auburn	Thibodaux, La.	FA - '18
	50	Smith, Chris	DL	6-1	266	2/11/92	26	5	Arkansas	Mount Ulla, N.C.	UFA (Cin.) - '18
	71	Watford, Earl	OL	6-3	300	6/24/90	28	5	James Madison	Philadelphia, Pa.	FA - '18
4th Year (5)	94	Davis, Carl	DL	6-5	320	3/2/92	26	4	Iowa	Sterling Heights, Mich.	W. (Balt.) - '18
	47	Hughlett, Charley	LS	6-4	248	5/16/90	28	4	Central Florida	Tampa, Fla.	FA - '14
	29	Johnson Jr., Duke	RB	5-9	210	9/23/93	25	4	Miami (Fla.)	Miami, Fla.	D3a - '15
	19	Perriman, Breshad	WR	6-2	211	9/10/93	25	4	UCF	Lithonia, Ga.	FA - '18
	23	Randall, Damarious	DB	5-11	196	8/29/92	26	4	Arizona State	Pensacola, Fla.	Tr. (G.B.) - '18
3rd Year (11)	20	Boddy-Calhoun, Briean	DB	5-9	193	1/21/93	25	3	Minnesota	Wilmington, Del.	W. (Jac.) - '16
	31	Burris, Juston	DB	6-0	212	8/4/93	25	3	North Carolina State	Raleigh, N.C.	FA - '18
	82	Charles, Orson	TE	6-3	257	1/27/91	27	3	Georgia	Tampa, Fla.	FA - '18
	87	DeValve, Seth	TE	6-3	245	1/29/93	25	3	Princeton	Manchester, Conn.	D4d - '16
	81	Higgins, Rashard	WR	6-1	198	10/7/94	24	3	Colorado State	Dallas, Texas	D5c - '16
	26	Kindred, Derrick	DB	5-10	210	12/15/93	24	3	Texas Christian	San Antonio, Texas	D4c - '16
	* 15	Louis, Ricardo	WR	6-2	215	3/23/94	24	3	Auburn	Miami, Fla.	D4b - '16
	90	Ogbah, Emmanuel	DL	6-4	275	11/6/93	25	3	Oklahoma State	Lagos, Nigeria	D2 - '16
	53	Schobert, Joe	LB	6-1	245	11/6/93	25	3	Wisconsin	Waukesha, Wis.	D4a - '16
	35	Whitehead, Jermaine	DB	5-11	195	3/12/93	25	3	Auburn	Greenwood, Miss.	W. (G.B.) - '18
	97	Zettel, Anthony	DL	6-4	275	8/9/92	26	3	Penn State	Tawas City, Mich.	W. (Det.) - '18
2nd Year (7)	93	Coley, Trevon	DL	6-1	310	7/13/94	24	2	Florida Atlantic	Miami, Fla.	FA - '17
	95	Garrett, Myles	DL	6-4	272	12/29/95	22	2	Texas A&M	Arlington, Texas	D1a - '17
	85	Njoku, David	TE	6-4	246	7/10/96	22	2	Miami (Fla.)	Cedar Grove, N.J.	D1c - '17
	65	Ogunjobi, Larry	DL	6-3	305	6/3/94	24	2	Charlotte	Greensboro, N.C.	D3 - '17
	22	Peppers, Jabrill	DB	5-11	213	10/4/95	23	2	Michigan	East Orange, N.J.	D1b - '17
	91	Price, Brian	DL	6-3	322	6/24/94	24	2	Texas-San Antonio	Lafayette, Ind.	FA - '18
	54	Vallejo, Tanner	LB	6-1	230	12/16/94	23	2	Boise State	Penn Valley, Calif.	W. (Buf.) - '18
1st Year (3)	86	Brown, Pharaoh	TE	6-6	258	5/4/94	24	1	Oregon	Lyndhurst, Ohio	FA - '18
	* 91	Jones, Lenny	DL	6-2	256	8/8/91	27	1	Nevada	Oakland, Calif.	FA - '18
	* 24	Wilson, Howard	DB	6-1	184	10/30/95	23	1	Houston	DeSoto, Texas	D4 - '17
Rookie (15)	55	Avery, Genard	LB	6-0	250	4/26/95	23	R	Memphis	Grenada, Miss.	D5 - '18
	11	Callaway, Antonio	WR	5-11	200	1/9/97	21	R	Florida	Miami, Fla.	D4 - '18
	24	Chubb, Nick	RB	5-11	227	12/27/95	22	R	Georgia	Cedartown, Ga.	D2b - '18
	63	Corbett, Austin	OL	6-4	306	9/5/95	23	R	Nevada	Sparks, Nev.	D2a - '18
	69	Harrison, Desmond	OL	6-6	295	10/8/93	25	R	West Georgia	Houston, Texas	FA - '18
	25	Hilliard, Dontrell	RB	5-11	202	2/26/95	23	R	Tulane	Baton Rouge, La.	FA - '18
	59	Hines, D'Juan	LB	6-1	235	9/13/93	25	R	Houston	Houston, Texas	FA - '18
	17	Joseph, Greg	K	6-0	208	8/4/94	24	R	Florida Atlantic	Johannesburg South Africa	FA - '18
	6	Mayfield, Baker	QB	6-1	215	4/14/95	23	R	Oklahoma	Austin, Texas	D1a - '18
	18	Ratley, Damion	WR	6-2	200	4/16/95	23	R	Texas A&M	Yoakum, Texas	D6a - '18
	10	Scott, Da'Mari	WR	6-0	205	8/8/95	23	R	Fresno State	Muskegon Heights, Mich.	FA - '18
	92	Thomas, Chad	DL	6-5	278	10/12/95	23	R	Miami (Fla.)	Miami, Fla.	D3 - '18
	27	Thomas, Tavierre	DB	5-10	205	3/11/96	22	R	Ferris State	Detroit, Mich.	W. (Arz.) - '18
	21	Ward, Denzel	DB	5-11	190	4/28/97	21	R	Ohio State	Macedonia, Ohio	D1b - '18
	* 84	Willies, Derrick	WR	6-4	207	10/17/94	24	R	Texas Tech	San Bernadino, Calif.	FA - '18

* Denotes player on a reserve list



HOW THE BROWNS WERE BUILT

Roster Size: 61

YEAR	1st Round Pick	2nd Round Pick	3rd Round Pick	4th Round Pick	5th Round Pick	6th Round Pick	7th Round Pick	Unrestricted Free Agent	Undrafted Free Agent	Street Free Agent	Trade	Waiver
2018	Baker Mayfield (1a) Denzel Ward (1b)	Austin Corbett (2a) Nick Chubb (2b)	Chad Thomas (3)	Antonio Callaway (4)	Genard Avery (5)	Damion Ratley (6a)		T.J. Carrie (Oak.) Darren Fells (Det.) *E.J. Gaines (Buf.) Chris Hubbard (Pit.) *Terrance Mitchell (K.C.) Chris Smith (Cin.) Drew Stanton (Arz.)	Dontrell Hilliard Desmond Harrison De'Mari Scott *Derrick Willies	Ray-Ray Armstrong Pharoah Brown Justin Burris Orson Charles D'Juan Hines Greg Joseph *Lenny Jones Breshad Perriman Brian Price Greg Robinson Denzel Rice *Rod Strreater	Jarvis Landry (Mia.) Damarious Randall (G.B.) Tyrod Taylor (Buf.)	Carl Davis (Balt.) Phillip Gaines (Buf.) Tavierre Thomas (Arz.) Tanner Vallejo (Buf.) Jermaine Whitehead (G.B.) Anthony Zettel (Det.)
2017	Myles Garrett (1a) Jabrill Peppers (1b) David Njoku (1c)		Larry Ogunjobi (3)	*Howard Wilson (4)				JC Tretter (G.B.) Kevin Zeitler (Cin.)		Trevon Coley		
2016		Emmanuel Ogbah (2)		Joe Schobert (4a) *Ricardo Louis (4b) Derrick Kindred (4c) Seth DeValve (4d)	Rashard Higgins (5c)					Britton Colquitt	Jamie Collins Sr. (N.E.)	Brean Boddy-Calhoun (Jac.)
2015			Duke Johnson Jr. (3a)									
2014		Joel Bitonio (2)	*Christian Kirksey (3a)							Charley Hughlett		

* Denotes player on a reserve list

Roster breakdown:

22 draft picks (5 first round picks, 4 2nd round picks, 4 3rd round picks, 6 4th round picks, 2 5th round picks, 1 6th round picks, 0 7th round picks).
28 free agents (9 unrestricted free agents, 4 undrafted free agents, 15 street free agents).
4 via trade.
7 via waivers.

OFFENSE

WR	80 Jarvis Landry	81 Rashard Higgins	19 Breshad Perriman
LT	78 Greg Robinson	<u>69 Desmond Harrison</u>	
LG	75 Joel Bitonio	<u>63 Austin Corbett</u>	
C	64 JC Tretter		
RG	70 Kevin Zeitler	71 Earl Watford	
RT	74 Chris Hubbard		
TE	85 David Njoku	87 Seth DeValve	86 Pharaoh Brown
WR	<u>11 Antonio Callaway</u>	<u>18 Damion Ratley</u>	<u>10 Da'Mari Scott</u>
QB	<u>6 Baker Mayfield</u>	5 Tyrod Taylor	9 Drew Stanton
RB	<u>24 Nick Chubb</u>	29 Duke Johnson Jr.	<u>25 Dontrell Hilliard</u>
TE	88 Darren Fells	82 Orson Charles	

DEFENSE

DE	95 Myles Garrett	50 Chris Smith	
DT	65 Larry Ogunjobi	94 Carl Davis	
DT	93 Trevon Coley	91 Brian Price	
DE	90 Emmanuel Ogbah	97 Anthony Zettel	<u>92 Chad Thomas</u>
WILL	<u>55 Genard Avery</u>	54 Tanner Vallejo	
MIKE	53 Joe Schobert	52 Ray-Ray Armstrong	
SAM	51 Jamie Collins Sr.	<u>59 D'Juan Hines</u>	
CB	<u>21 Denzel Ward</u>	33 Phillip Gaines	
CB	38 T.J. Carrie	<u>27 Tavierre Thomas</u>	31 Juston Burris
S	23 Damarious Randall	20 Brieon Boddy-Calhoun	35 Jermaine Whitehead
S	22 Jabrill Peppers	26 Derrick Kindred	

SPECIAL TEAMS

P	4 Britton Colquitt	
K	<u>17 Greg Joseph</u>	
H	4 Britton Colquitt	
KR	22 Jabrill Peppers	<u>11 Antonio Callaway</u>
PR	22 Jabrill Peppers	<u>11 Antonio Callaway</u>
LS	47 Charley Hughlett	

Rookies are underlined

Injured players are in [brackets] at the end

PRONUNCIATION GUIDE

GENARD Avery	juh-NARD	DAMARIOUS Randall	duh-MAIR-ee-us
Joel BITONIO	buh-TONE-ee-oh	Joe SCHOBERT	SHOW-bert
BRIEON BODDY-Calhoun	BREE-in BOD-ee	TAVIERRE Thomas	TAV-ee-air
TREVON Coley	truh-VON	Tanner VALLEJO	vuh-LAY-ho
Seth DeVALVE	duh-VALVE	Kevin ZEITLER	ZITE-ler
D'JUAN Hines	duh-wan	AMOS Jones (coach)	AY-mus
Charley HUGHLETT	HEW-lit	Jerod KRUSE (coach)	CREW-see
David NJOKU	nuh-JOE-koo	Ken ZAMPESE (coach)	zam-PEE-see
Emmanuel OGBAH	AWG-buh		
Larry OGUNJOBI	OH-gun-JOE-bee		
JABRILL Peppers	juh-BRILL		
BRESHAD Perriman	brah-SHOD		



Jan. 1	Signed WR C.J. Board to the reserve/futures list. Signed LB Austin Calitro to the reserve/futures list. Signed DB Trevon Hartfield to the reserve/futures list. Signed WR Bug Howard to the reserve/futures list. Signed RB Josh Rounds to the reserve/futures list. Signed OL Victor Salako to the reserve/futures list. Signed DB B.W. Webb to the reserve/futures list. Signed WR Kasen Williams to the reserve/futures list.	March 28	Traded QB Cody Kessler to Jacksonville in exchange for 2019 conditional seventh-round pick.
Jan. 9	Signed DL Collin Bevins to the reserve/futures list.	March 30	Signed unrestricted free agent WR Jeff Janis. Signed unrestricted free agent QB Drew Stanton.
Jan. 11	Signed DL Ricky Ali'ifua to the reserve/futures list. Signed LB Max Bullough to the reserve/futures list. Signed OL Joseph Cheek to the reserve/futures list. Signed DL Jeremy Faulk to the reserve/futures list. Signed RB Kelvin Taylor to the reserve/futures list. Signed DB Corey White to the reserve/futures list.	April 6	Traded QB Kevin Hogan and a 2018 sixth-round draft pick to Washington in exchange for 2018 sixth-round pick.
Jan. 15	Signed TE Gavin Escobar to the reserve/futures list.	April 12	Terminated the contract of TE Gavin Escobar. Waived LB Max Bullough. Waived WR Bug Howard. Waived TE Matt Lengel. Waived WR Larry Pinkard. Waived DB C.J. Smith. Waived RB Kelvin Taylor.
Jan. 31	Signed TE Devon Cajuste. Signed DB Denzel Rice. Signed OL Christian Schneider.	April 13	Signed WR Jarvis Landry to five-year contract extension.
Feb. 26	Claimed WR Larry Pinkard via waivers from Jacksonville.	April 16	Signed WR Josh Gordon as exclusive rights free agent. Signed WR Matt Hazel as exclusive rights free agent. Signed OL Austin Reiter as exclusive rights free agent. Signed FB Danny Vitale as exclusive rights free agent.
March 14	Placed OL Joe Thomas on reserve/retired. Traded 2018 fourth-round pick and 2019 seventh-round pick to Miami in exchange for WR Jarvis Landry. Traded 2018 third-round pick to Buffalo in exchange for QB Tyrod Taylor. Traded QB DeShone Kizer, 2018 fourth-round pick and 2018 fifth-round pick to Green Bay in exchange for DB Damarious Randall, 2018 fourth-round pick and 2018 fifth-round pick. Traded DL Danny Shelton and 2018 fifth-round pick to New England in exchange for 2019 third-round pick.	April 19	Signed DL Jamie Meder as restricted free agent.
March 15	Traded DB Jason McCourty and 2018 seventh-round pick to New England in exchange for 2018 sixth-round pick. Signed unrestricted free agent DB T.J. Carrie. Signed unrestricted free agent TE Darren Fells. Signed unrestricted free agent OL Chris Hubbard. Signed unrestricted free agent RB Carlos Hyde. Signed unrestricted free agent DB Terrance Mitchell. Signed unrestricted free agent DL Chris Smith. Signed unrestricted free agent OL Donald Stephenson. Waived DL Ricky Ali'ifua. Waived OL Zach Banner. Waived DL Collin Bevins. Waived LB Jeremy Cash. Waived OL Joseph Cheek. Waived WR Sammie Coates. Waived DB Trevon Hartfield. Waived RB Josh Rounds. Terminated the contract of DB B.W. Webb.	April 20	Terminated the contract of DB Corey White. Waived DB Reggie Porter.
March 23	Signed unrestricted free agent DB E.J. Gaines.	April 26	Drafted QB Baker Mayfield 1st overall. Drafted DB Denzel Ward 4th overall.
March 25	Re-signed LB Tank Carder.	April 27	Drafted OL Austin Corbett 33rd overall. Drafted RB Nick Chubb 35th overall. Traded second round (64th) pick to Indianapolis for Colts' third (67th overall) and sixth (178th) round picks. Drafted DL Chad Thomas 67th overall.
		April 28	Traded fourth (114th) and sixth (178th) round picks to New England for Patriots' fourth round (105th) pick. Drafted WR Antonio Callaway 105th overall. Drafted LB Genard Avery 150th overall. Drafted WR Damion Ratley 175th overall. Drafted DB Simeon Thomas 188th overall.
		April 30	Signed QB Joel Stave. Waived WR Matt Hazel. Waived DB Kai Nacua. Waived WR Kasen Williams.
		May 2	Claimed DL Jermaine Grace via waivers from Indianapolis.
		May 3	Waived LB Dominique Alexander. Waived RB Darius Jackson.



May 4	Signed WR Evan Berry as undrafted free agent. Signed DB Elijah Campbell as undrafted free agent. Signed P Michael Carrizosa as undrafted free agent. Signed OL Christian Dilauro as undrafted free agent. Signed DL Daniel Ekuale as undrafted free agent. Signed DB Micah Hannemann as undrafted free agent. Signed OL Desmond Harrison as undrafted free agent. Signed RB Dontrell Hilliard as undrafted free agent. Signed OL Fred Lauina as undrafted free agent. Signed DB Montrel Meander as undrafted free agent. Signed WR Da'Mari Scott as undrafted free agent. Signed DL Trenton Thompson as undrafted free agent. Signed WR Derrick Willies as undrafted free agent. Waived TE Randall Telfer.	July 6	Placed OL Donald Stephenson on reserve/retired.
		July 24	Signed QB Baker Mayfield.
		July 25	Signed DB Denzel Ward.
		July 26	Placed OL Desmond Harrison on active/physically unable to perform. Placed DL Chad Thomas on active/physically unable to perform. Placed DB Jabrill Peppers on active/non-football injury/illness. Placed DL Trenton Thompson on active/non-football injury/illness. Placed WR Josh Gordon on reserve/did not report. Placed FB Marquez Williams on reserve/did not report. Placed WR Ricardo Louis on reserve/injured.
May 6	Signed OL Austin Corbett. Signed WR Damion Ratley. Signed DB Simeon Thomas. Signed TE Julian Allen. Signed DB Lenny Jones.	July 27	Signed DL Zaycoven Henderson. Signed WR Blake Jackson.
		July 30	Signed DB Christian Boutte. Signed OL Kevin Bowen. Signed TE Orson Charles. Signed DB Jeremiah McKinnon. Waived OL Victor Salako. Waived DL Trenton Thompson.
May 7	Claimed P Justin Vogel via waivers from Green Bay. Waived QB Joel Stave.		
May 14	Signed QB Brogan Roback. Signed DB Tigie Sankoh. Signed LB Genard Avery.	Aug. 6	Traded WR Corey Coleman to Buffalo for an undisclosed future draft pick.
May 16	Claimed OL Anthony Fabiano via waivers from Indianapolis. Claimed OL Avery Gennesy via waivers from Jacksonville. Waived P Michael Carrizosa. Waived OL Christian Schneider.	Aug. 15	Signed DL Blaine Woodson.
		Aug. 17	Waived FB Marquez Williams on reserve/did not report.
May 18	Claimed DL Marcell Frazier via waivers from Seattle. Waived LB Austin Calitro.	Aug. 18	Placed WR Josh Gordon on active/non-football injury. Signed TE Stephen Baggett. Waived/injured TE Julian Allen. Waived DB Michah Hannemann.
May 19	Traded DB Jamar Taylor to Arizona for the Cardinals' 2020 sixth round pick.	Aug. 25	Moved WR Josh Gordon to the active list.
May 22	Signed LB DeMarquis Gates. Signed DL Chad Thomas. Signed WR Antonio Callaway.	Aug. 28	Signed OL Earl Watford. Waived WR Evan Berry. Waived OL Kevin Bowen. Waived DL Marcell Frazier. Waived OL Geoff Gray. Waived K Ross Martin. Released TE Julian Allen from injured reserve.
June 4	Signed RB Nick Chubb.		
June 5	Signed LB Mychal Kendricks. Terminated the contract of LB Tank Carder.		
June 8	Signed RB Duke Johnson Jr. to three-year contract extension.		
June 13	Claimed LB Brady Sheldon via waivers from Oakland. Placed DB Howard Wilson on injured reserve.		
June 14	Signed K Ross Martin. Waived LB DeMarquis Gates.		
June 19	Signed OL Greg Robinson. Waived OL Rod Johnson.		



Aug. 31	Terminated the contract of WR Jeff Janis. Waived TE Stephen Baggett. Waived DB Christian Boutte. Waived DB Elijah Campbell. Waived OL Anthony Fabiano. Waived DL Jeremy Faulk. Waived OL Avery Gennesy. Waived OL Fred Lauina. Waived QB Brogan Roback. Waived DB Derron Smith. Waived DL Blaine Woodson. Waived/injured WR C.J. Board. Waived/injured LB Justin Currie. Waived/injured DL Lenny Jones. Traded OL Shon Coleman to San Francisco for 49ers 2019 seventh round pick.	Sept. 3	Signed OL Kyle Kalis to practice squad. Signed TE Pharoah McKeever to practice squad. Signed DB Jeremiah McKinnon to practice squad. Signed LB Brady Sheldon to practice squad.
		Sept. 4	Signed OL Brad Seaton to practice squad. Released OL Christian DiLauro from practice squad.
		Sept. 6	Claimed DL Anthony Zettel via waivers from Detroit. Waived OL Aaron Neary.
		Sept. 11	Waived WR C.J. Board from injured reserve. Waived LB Justin Currie from injured reserve.
		Sept. 17	Signed K Greg Joseph. Signed WR Rod Streater. Waived K Zane Gonzalez. Traded WR Josh Gordon and a conditional 2019 7th-round pick to New England for Patriots' 2019 5th-round pick.
Sept. 1	Waived LB B.J. Bello. Waived DL Caleb Brantley. Waived TE Devon Cajuste. Waived RB Matthew Dayes. Waived OL Christian DiLauro. Waived OL Spencer Drango. Waived DL Daniel Ekuale. Waived RB Dontrell Hilliard. Waived DL Zaycoven Henderson. Waived WR Blake Jackson. Waived DB Mike Jordan. Waived DB Montrel Meander. Waived DL Nate Orchard. Waived DB Tigie Sankoh. Waived WR Da'Mari Scott. Waived LB Brady Sheldon. Waived DB Simeon Thomas. Waived P Justin Vogel. Waived/injured FB Danny Vitale. Traded 2019 seventh round pick to New Orleans for DL Devaroe Lawrence.	Sept. 21	Signed DL Brian Price to practice squad. Released DL Zaycoven Henderson from practice squad.
		Sept. 22	Signed LB D'Juan Hines off Chargers' practice squad. Waived DL Ifeadi Odenigbo.
		Sept. 24	Signed TE Pharaoh Brown to practice squad. Released TE Pharoah McKeever from practice squad.
		Oct. 2	Signed DB Jeremiah McKinnon from practice squad. Placed DB Terrance Mitchell on injured reserve.
		Oct. 3	Signed DB Arrion Springs to practice squad.
		Oct. 4	Signed DL Brian Price from practice squad. Waived DL Devaroe Lawrence.
		Oct. 6	Signed DL Devaroe Lawrence to practice squad.
		Oct. 9	Signed RB Dontrell Hilliard from practice squad. Waived DB Jeremiah McKinnon.
		Oct. 10	Signed DB Jeremiah McKinnon to practice squad.
		Oct. 13	Signed WR Breshad Perriman. Placed WR Derrick Willies on injured reserve. Signed LB Xavier Woodson-Luster to practice squad. Released DB Jeremiah McKinnon from the practice squad. Waived FB Danny Vitale from injured reserve.
Sept. 2	Waived LB Jermaine Grace. Waived DB Jeremiah McKinnon. Waived DL Jamie Meder. Waived DL Carl Nassib. Waived OL Austin Reiter. Claimed DL Carl Davis via waivers from Baltimore. Claimed OL Aaron Neary via waivers from the Rams. Claimed DL Ifeadi Odenigbo via waivers from Minnesota. Claimed DB Tavierre Thomas via waivers from Arizona. Claimed LB Tanner Vallejo via waivers from Buffalo. Signed OL Christian DiLauro to practice squad. Signed DL Daniel Ekuale to practice squad. Signed DL Zaycoven Henderson to practice squad. Signed RB Dontrell Hilliard to practice squad. Signed DB Montrel Meander to practice squad. Signed DB Tigie Sankoh to practice squad. Signed WR Da'Mari Scott to practice squad.	Oct. 16	Signed WR Da'Mari Scott from practice squad. Signed LB Xavier Woodson-Luster from practice squad. Placed WR Rod Streater on injured reserve. Waived/injured LB James Burgess Jr. Signed OL Jake Eldrenkamp to practice squad. Signed WR Blake Jackson to practice squad.
		Oct. 19	Traded RB Carlos Hyde to Jacksonville for 2019 5th-round pick.

Oct. 20 Waived LB James Burgess Jr. from injured reserve,

Oct. 23 Signed TE Pharaoh Brown from practice squad.
Signed RB Devante Mays to practice squad.

Oct. 25 Signed LB Ray-Ray Armstrong.
Waived LB Xavier Woodson-Luster.

Oct. 29 Hue Jackson relieved of his duties as head coach.
Todd Haley relieved of his duties as offensive coordinator.
Gregg Williams named interim head coach.
Freddie Kitchens named offensive coordinator.

Oct. 30 Signed LB Xavier Woodson-Luster to practice squad.
Released LB Brady Sheldon from the practice squad.

Oct. 31 Ryan Lindley named running backs coach.
Signed DB Robert Jackson to practice squad.
Released DB Aarrion Springs from practice squad.

Nov. 7 Signed DB Juston Burris off Jets' practice squad.
Claimed DB Phillip Gaines via waivers from Buffalo.
Claimed DB Jermaine Whitehead via waivers from Green Bay.
Placed LB Christian Kirksey on injured reserve.
Placed DB E.J. Gaines on injured reserve.
Waived DB Denzel Rice.
Signed DB Arrion Springs to practice squad.
Released OL Jake Eldrenkamp from practice squad.

Nov. 13 Released DB Arrion Springs from practice squad.

Nov. 19 Signed DB Lenzy Pipkins to practice squad.

Nov. 21 Designated DB Terrance Mitchell to return from injured reserve.



Punt Returned For a TD

By Browns: Travis Benjamin, 78 yards (9/20/15 vs. TEN)
By Opponent: Kaelin Clay, 82 yards (11/30/15 vs. BAL)

Kickoff Returned For a TD

By Browns: Joshua Cribbs, 100 yards & 103 yards (12/20/09 at KC)
By Opponent: JuJu Smith-Schuster, 96 yards (12/31/17 at PIT)

Interception Returned For a TD

By Browns: Jason McCourty, 56 yards (10/15/17 at HOU)
By Opponent: Gareon Conley, 36 yards (9/30/18 at OAK)

Two Interceptions in Same Game

By Browns: Denzel Ward (9/9/18 vs. PIT)
By Opponent: Desmond King II (10/14/18 vs. LAC)

Three Interceptions in Same Game

By Browns: Anthony Henry (11/18/01 at BAL)
By Opponent: Kevin Byard (10/22/17 vs. TEN)

Fumble Returned For a TD

By Browns: Craig Robertson, recovered in end zone (12/7/14 vs. IND)
By Opponent: Brandon Williams, recovered in end zone (12/17/17 vs. BAL)

Punt Block Returned For a TD

By Browns: Andre King, 28 yards (11/30/03 at SEA)
By Opponent: Anthony Chickillo 16 yards (9/10/17 vs. PIT)

Punt Blocked

By Browns: Marlon Moore (11/5/15 at CIN)
By Opponent: Damian Williams (11/4/18 vs. KC)

Shutout Scored

By Browns: at Cleveland 8, Buffalo 0 (12/16/07)
By Opponent: vs. Cincinnati 30, Cleveland 0 (12/14/14)

PAT Unsuccessful

By Browns: Greg Joseph (wide left) (10/28/18 at PIT)
By Opponent: Randy Bullock (hit left upright) (11/25/18 at CIN)

Two-Point Conversion

By Browns: Antonio Callaway reception (10/14/18 vs. LAC)
By Opponent: Jordy Nelson pass from Derek Carr (9/30/18 at OAK)

Field Goal Blocked

By Browns: Myles Garrett (11/25/18 at CIN)
By Opponent: T.J. Watt (9/9/18 vs. PIT)

Field Goal Blocked Returned for TD

By Browns: Leigh Bodden, 59 yards (11/13/05 at PIT)
By Opponent: Will Hill III, 62 yards (11/30/15 vs. BAL)

Safety Scored

By Browns: Trevon Coley tackled Peyton Barber in the end zone (10/21/18 at TB)
By Opponent: Holding penalty enforced in the end zone (10/28/18 at PIT)

100 Yards Rushing

By Browns: Nick Chubb, 176 yards (11/11/18 vs. ATL)
By Opponent: Melvin Gordon III, 132 yards (10/14/18 vs. LAC)

100 Yards Rushing in a Half

By Browns: Nick Chubb, 120 yards in second half (11/11/18 vs. ATL)
By Opponent: James Conner, 113 yards in second half (10/28/18 at PIT)

200 Yards Rushing

By Browns: Jerome Harrison, 286 yards (12/20/09 at KC)
By Opponent: Ahmad Bradshaw, 200 yards (10/7/12 at NYG)

Back-to-Back 100-Yard Rushing Games

By Browns: Trent Richardson, 122 yards (10/28/12 vs. SD), Trent Richardson, 105 yards (11/4/12 vs. BAL)
By Opponent: Jeremy Hill, 111 yards (12/11/16 vs. CIN), LeSean McCoy, 153 yards (12/18/16 vs. BUF)

Two 100-yard Rushers in Same Game

By Browns: Leroy Kelly (113) & Ernie Green (103) (10/8/66 vs. PIT)
By Opponent: Arian Foster (124) & Ben Tate (115) (11/6/11 at HOU)

Two Rushing Touchdowns

By Browns: Nick Chubb (9/30/18 at OAK)
By Opponent: Kareem Hunt (11/4/18 vs. KC)

Three Rushing Touchdowns

By Browns: Peyton Hillis (11/28/10 vs. CAR)
By Opponent: Melvin Gordon III (10/14/18 vs. LAC)

Four Rushing Touchdowns

By Browns: Jamal Lewis (11/4/07 vs. SEA)
By Opponent: None

Successful Onside Kick

By Browns: October 16, 2016 (at TEN)
By Opponent: December 8, 2013 (at NE)

OT Game Won

By Browns: Cleveland 12 vs. Baltimore 9 (10/7/18)
By Opponent: Tampa Bay 26 vs. Cleveland 23 (10/21/18)

300 Yards Passing

By Browns: Baker Mayfield, 342 yards (25-43, TD, INT) (10/7/18 vs. BAL)
By Opponent: Matt Ryan, 330 yards (38-52, 2 TD) (11/11/18 vs. ATL)



Back-to-Back 300-Yard Passing Games

By Browns: Josh McCown, 457 yards (36-51, 2 TD) (10/11/15 at BAL), Josh McCown, 356 yards (32-41, 2 TD) (10/4/15 at SD)

By Opponent: Matt Ryan, 330 yards (38-52, 2 TD) (11/11/18 vs. ATL), Patrick Mahomes, 375 yards (23-32, 3 TD, INT) (11/4/18 vs. KC)

400 Yards Passing

By Browns: Josh McCown, 457 yards (36-51, 2 TD) (10/11/15 at BAL)

By Opponent: Derek Carr, 437 yards (35-58, 4 TD, 2 INT) (9/30/18 at OAK)

Three Touchdown Passes

By Browns: Baker Mayfield (4) (11/25/18 at CIN)

By Opponent: Patrick Mahomes (11/4/18 vs. KC)

Four Touchdown Passes

By Browns: Baker Mayfield (11/25/18 at CIN)

By Opponent: Derek Carr (9/30/18 at OAK)

Five Touchdown Passes

By Browns: Derek Anderson (9/16/07 vs. CIN)

By Opponent: Matthew Stafford (11/22/09 at DET)

Six Touchdown Passes

By Browns: None

By Opponent: Carson Palmer (9/16/07 vs. CIN)

100 Yards Receiving

By Browns: Jarvis Landry, 103 yards (9/20/18 vs. NYJ)

By Opponent: Julio Jones, 107 yards (11/11/18 vs. ATL)

100 Yards Receiving in a Half

By Browns: Terrelle Pryor Sr., 101 yards in first half (10/30/16 vs. NYJ)

By Opponent: JuJu Smith-Schuster, 127 yards in first half (12/31/17 at PIT)

Two 100-Yard Receivers in Same Game

By Browns: Josh Gordon (151) & Jordan Cameron (121) (12/8/13 at NE)

By Opponent: Amari Cooper (128) & Jared Cook (110) (9/30/18 at OAK)

Back-to-Back 100-Yard Receiving Games

By Browns: Terrelle Pryor Sr., 144 yards (9/25/16 at MIA), Corey Coleman, 104 yards (9/18/16 vs. BAL)

By Opponent: Tyrell Williams, 118 yards (10/14/18 vs. LAC), Mike Evans, 107 yards (10/21/18 at TB)

200 Yards Receiving

By Browns: Josh Gordon, 261 yards (12/1/13 vs. JAX)

By Opponent: Terrell Owens, 222 yards (10/3/10 vs. CIN)

Two Receiving Touchdowns

By Browns: Duke Johnson Jr. (11/4/18 vs. KC)

By Opponent: Travis Kelce (11/4/18 vs. KC)

Three Receiving Touchdowns

By Browns: Jordan Cameron (9/22/13 at MIN)

By Opponent: Martellus Bennett (10/9/16 vs. NE)

500 Yards Total Offense

By Browns: 505 yards (10/11/15 at BAL)

By Opponent: 565 yards (9/30/18 at OAK)

Two Sacks

By Browns: Myles Garrett (10/21/18 at TB)

By Opponent: Carl Nassib (10/21/18 at TB)

Three Sacks

By Browns: Paul Kruger (10/26/14 vs. OAK)

By Opponent: T.J. Watt (9/9/18 vs. PIT)

Three Field Goals

By Browns: Zane Gonzalez (11/26/17 at CIN)

By Opponent: Justin Tucker (10/7/18 vs. BAL)

Four Sacks

By Browns: Andra Davis (11/9/03 at KC)

By Opponent: Elvis Dumervil (9/20/09 at DEN)

Four Field Goals

By Browns: Travis Coons (1/3/16 vs. PIT)

By Opponent: Travis Coons (12/3/17 at LAC)

Five Field Goals

By Browns: Phil Dawson (11/4/12 vs. BAL)

By Opponent: Kris Brown (11/11/01 vs. PIT)

Six Field Goals

By Browns: Phil Dawson (11/5/06 at SD)

By Opponent: None



Week	1	2	3	4	5	6	7	8	9	10	12	13	14	15	16	17				
Date	9/9	9/16	9/20	9/30	10/7	10/14	10/21	10/28	11/4	11/11	11/25	12/2	12/9	12/15	12/23	12/30				
Opponent	PIT	at NO	NYJ	at OAK	BAL	LAC	at TB	at PIT	KC	ATL	at CIN	at HOU	CAR	at DEN	CIN	at BAL	GP	GS	DNP	IA
Armstrong, Ray-Ray	Not on team							SUB	SUB	SUB	SUB						10	1	0	0 *
Avery, Genard	SUB	SUB	SUB	SUB	SUB	SUB	WILL	WILL	WILL	SUB	WILL						11	4	0	0
Bitonio, Joel	LG	LG	LG	LG	LG	LG	LG	LG	LG	LG	LG						11	11	0	0
Board, C.J.	Placed on injured reserve (shoulder) on 8/31 - Waived on 9/11																0	0	0	0
Boddy-Calhoun, Brian	SUB	SUB	SUB	SUB	SUB	SUB	DB	SUB	S	DB	DB						11	4	0	0
Brown, Pharaoh	Not on team			PS	PS	PS	PS	IA	IA	IA	IA						0	0	0	4
Burgess Jr., James	IA	WILL	WILL	IA	IA	SUB	Not on team - Waived from injured reserve on 10/20							3	2	0	3			
Burris, Justin	Not on team									IA	IA						4	0	0	2 *
Callaway, Antonio	SUB	WR	WR	WR	SUB	WR	WR	WR	WR	WR	WR						11	9	0	0
Carrie, T.J.	SUB	SUB	SUB	SUB	SUB	SUB	SUB	SUB	CB	CB	CB						11	3	0	0
Charles, Orson	SUB	SUB	SUB	SUB	TE	SUB	SUB	SUB	SUB	TE	SUB						11	2	0	0
Chubb, Nick	SUB	SUB	SUB	SUB	SUB	SUB	RB	SUB	RB	RB	RB						11	4	0	0
Coley, Trevon	DT	DT	DT	DT	DT	DT	DT	DT	DT	DT	DT						11	11	0	0
Collins Sr., Jamie	SAM	SAM	SAM	SAM	SAM	SAM	SAM	SAM	SAM	SAM	SAM						11	11	0	0
Colquitt, Britton	SUB	SUB	SUB	SUB	SUB	SUB	SUB	SUB	SUB	SUB	SUB						11	0	0	0
Corbett, Austin	IA	SUB	SUB	IA	OL	SUB	SUB	SUB	SUB	SUB	SUB						8	1	0	2
Currie, Justin	Placed on injured reserve (knee) on 8/31 - Waived on 9/11																0	0	0	0
Davis, Carl	DNP	SUB	SUB	SUB	SUB	IA	IA	IA	SUB	IA	IA						5	0	1	6
DiLauro, Christian	PS	Not on team - Released from practice squad on 9/4															0	0	0	0
DeValve, Seth	TE	IA	IA	IA	SUB	SUB	SUB	SUB	SUB	SUB	SUB						7	1	0	3
Ekuele, Daniel	PS	PS	PS	PS	PS	PS	PS	PS	PS	PS	PS						0	0	0	0
Eldrenkamp, Jake	Not on team						PS	PS	PS	Not on team - Released from practice squad on 11/7							0	0	0	0
Fells, Darren	TE	TE	TE	SUB	TE	SUB	SUB	TE	SUB	TE	TE						11	7	0	0
Gaines, E.J.	IA	SUB	SUB	SUB	CB	CB	IA	IA	SUB	Placed on injured reserve (concussion) on 11/7							6	2	0	3
Gaines, Phillip	Not on team									SUB	SUB						9	6	0	2 *
Garrett, Myles	DE	DE	DE	DE	DE	DE	DE	DE	DE	DE	DE						11	11	0	0
Gordon, Josh	WR	IA	Not on team - Traded on 9/17														1	1	0	1
Gonzalez, Zane	SUB	SUB	Not on team - Waived on 9/17														2	0	0	0
Harrison, Desmond	LT	LT	LT	LT	LT	LT	LT	LT	IA	IA	IA						8	8	0	3
Henderson, Zaycoven	PS	PS	PS	Not on team - Released from practice squad on 9/21													0	0	0	0
Higgins, Rashard	WR	SUB	SUB	WR	SUB	IA	IA	IA	SUB	SUB	SUB						8	2	0	3
Hilliard, Dontrell	PS	PS	PS	PS	PS	SUB	SUB	SUB	SUB	SUB	SUB						6	0	0	0
Hines, D'Juan	Not on team			SUB	SUB	SUB	SUB	SUB	SUB	SUB	SUB						8	0	0	0
Hubbard, Chris	RT	RT	RT	RT	RT	RT	RT	RT	RT	RT	RT						11	11	0	0
Hughlett, Charley	SUB	SUB	SUB	SUB	SUB	SUB	SUB	SUB	SUB	SUB	SUB						11	0	0	0
Hyde, Carlos	RB	SUB	RB	RB	RB	RB	Not on team - Traded on 10/19										6	5	0	0
Jackson, Blake	Not on team						PS	PS	PS	PS	PS						0	0	0	0
Jackson, Robert	Not on team								PS	PS	PS						0	0	0	0
Johnson Jr., Duke	SUB	RB	SUB	SUB	SUB	SUB	SUB	RB	SUB	SUB	SUB						10	2	0	0
Jones, Lenny	Placed on injured reserve (concussion) on 8/3																0	0	0	0
Joseph, Greg	Not on team		SUB	SUB	SUB	SUB	SUB	SUB	SUB	SUB	SUB						9	0	0	0
Kalis, Kyle	PS	PS	PS	PS	PS	PS	PS	PS	PS	PS	PS						0	0	0	0
Kindred, Derrick	SUB	SUB	SUB	SUB	SUB	SUB	DB	CB	SUB	SUB	SUB						11	2	0	0
Kirksey, Christian	WILL	IA	IA	WILL	WILL	WILL	MIKE	MIKE	MIKE	Placed on injured reserve (hamstring) on 11/7							7	7	0	2
Landry, Jarvis	SUB	WR	WR	WR	WR	WR	WR	WR	WR	WR	WR						11	10	0	0
Lawrence, Devaroe	SUB	IA	IA	IA	PS	PS	PS	PS	PS	PS	PS						1	0	0	3
Louis, Ricardo	Placed on injured reserve (neck) on 7/26																0	0	0	0
Mayfield, Baker	DNP	DNP	SUB	QB	QB	QB	QB	QB	QB	QB	QB						9	8	2	0
McKever, Pharaoh	PS	PS	PS	Not on team - Released from practice squad on 9/24													0	0	0	0
McKinnon, Jeremiah	PS	PS	PS	PS	SUB	Not on team - Released from practice squad on 10/13										1	0	0	0	
Meander, Montrel	PS	PS	PS	PS	PS	PS	PS	PS	PS	PS	PS						0	0	0	0
Mitchell, Terrance	CB	CB	CB	CB	Placed on injured reserve (wrist) on 10/2												4	4	0	0
Njoku, David	TE	TE	TE	TE	SUB	TE	TE	TE	TE	SUB	TE						11	9	0	0
Odenigbo, Ifeadi	IA	IA	IA	Not on team - Waived on 9/22													0	0	0	3
Ogbah, Emmanuel	DE	IA	IA	DE	DE	DE	DE	DE	DE	DE	DE						9	9	0	2
Ogunjobi, Larry	DT	DT	DT	DT	DT	DT	DT	DT	DT	DT	DT						11	11	0	0
Peppers, Jabrill	S	S	S	S	S	S	S	S	S	S	S						11	11	0	0
Perriman, Breshad	Not on team					IA	SUB	SUB	SUB	SUB	SUB						5	0	0	1
Pipkins, Lenzy	Not on team				Not on team							PS					0	0	0	0
Price, Brian	Not on team			PS	SUB	SUB	SUB	SUB	SUB	SUB	SUB						7	1	0	1 *
Randall, Damarious	S	S	S	S	S	S	S	S	IA	S	S						10	10	0	1
Ratley, Damion	IA	SUB	SUB	IA	IA	WR	WR	SUB	WR	SUB	SUB						8	3	0	3
Rice, Denzel	SUB	SUB	SUB	SUB	IA	SUB	SUB	SUB	SUB	Not on team - Waived on 11/7							8	0	0	1
Robinson, Greg	SUB	SUB	SUB	SUB	SUB	SUB	SUB	SUB	LT	LT	LT						11	3	0	0
Sankoh, Tigie	PS	PS	PS	PS	PS	PS	PS	PS	PS	PS	PS						0	0	0	0
Schobert, Joe	MIKE	MIKE	MIKE	MIKE	MIKE	MIKE	IA	IA	IA	MIKE	MIKE						8	8	0	3
Scott, Da'Mari	PS	PS	PS	PS	PS	PS	IA	IA	IA	IA	IA						0	0	0	5
Seaton, Brad	PS	PS	PS	PS	PS	PS	PS	PS	PS	PS	PS						0	0	0	0
Sheldon, Brady	PS	PS	PS	PS	PS	PS	PS	PS	Not on team - Released from practice squad on 10/30							0	0	0	0	
Smith, Chris	SUB	DE	DE	SUB	SUB	SUB	SUB	SUB	SUB	SUB	SUB						11	2	0	0
Springs, Arrian	Not on team				PS	PS	PS	PS	Not on team		PS	PS					0	0	0	0
Stanton, Drew	IA	IA	IA	DNP	IA	IA	IA	IA	IA	IA	IA						0	0	1	10
Streater, Rod	Not on team		IA	SUB	SUB	Placed on injured reserve (neck) on 10/16										3	0	0	1	
Taylor, Tyrod	QB	QB	QB	IA	DNP	DNP	DNP	DNP	SUB	DNP	DNP						4	3	6	1
Thomas, Chad	DNP	SUB	SUB	SUB	IA	DNP	DNP	SUB	IA	IA	IA						4	0	3	4
Thomas, Tavierre	SUB	SUB	SUB	IA	IA	IA	SUB	SUB	SUB	SUB	SUB						8	0	0	3
Tretter, JC	C	C	C	C	C	C	C	C	C	C	C						11	11	0	0
Vallejo, Tanner	SUB	SUB	SUB	SUB	SUB	IA	SUB	SUB	SUB	SUB	SUB						10	0	0	1
Vitale, Danny	Placed on injured reserve (calf) on 9/2				Not on team - Waived from injured reserve on 10/13												0	0	0	0
Ward, Denzel	CB	CB	CB	CB	CB	CB	SUB	CB	CB	CB	CB						11	10	0	0
Watford, Earl	SUB	SUB	SUB	SUB	IA	IA	DNP	SUB	SUB	SUB	SUB						8	0	1	2
Whitehead, Jermaine	Not on team																10	2	0	1 *
Woodson-Luster, Xavier	Not on team					PS	SUB	Not on team		PS	PS	PS					1	0	0	0
Willies, Derrick	SUB	SUB	SUB	SUB	SUB	Placed on injured reserve (collarbone) on 10/13										5	0	0	0	
Wilson, Howard	Placed on injured reserve (knee) on 6/13																0	0	0	0
Zeitler, Kevin	RG	RG	RG	RG	RG	RG	RG	RG	RG	RG	RG						11	11	0	0
Zettel, Anthony	IA	SUB	SUB	SUB	SUB	SUB	SUB	SUB	SUB	SUB	SUB						10	0	0	1

WEEK 1, GAME 1

STEELERS 21
BROWNS 21Sept. 9, 2018 (OT)
FirstEnergy Stadium, Cleveland, Ohio

The Cleveland Browns kicked off the 2018 season with a tie against the Pittsburgh Steelers, 21-21. In the first tie for the Browns since 1989, the team's defense forced six turnovers for the first time since 2010. Rookie DB Denzel Ward became the first Browns DB to secure two interceptions in his NFL debut since 1971 (Clarence Scott). Browns DL Myles Garrett forced a career-best two fumbles, while matching career-best marks in tackles (six) and sacks (two). Following a scoreless first quarter, Steelers RB James Conner culminated a 10-play, 88-yard scoring drive ending in a four-yard touchdown run. After the 7-0 halftime break, Browns QB Tyrod Taylor led Cleveland on an opening-half possession that he ended with a 20-yard touchdown run by him, tying the game at 7-7. Pittsburgh answered as QB Ben Roethlisberger found WR Antonio Brown for a 22-yard touchdown pass on the ensuing possession. After forcing the Browns to punt, Conner found the end zone again for his second score of the game, giving the Steelers their largest lead of the game, 21-7. After recovering the team's second fumble of the game, Browns RB Carlos Hyde punched in a one-yard score. Before the final whistle of regulation, Taylor found WR Josh Gordon for a 17-yard strike with 1:58 remaining in regulation to tie the game, 21-21. In the OT period, each team exchanged possessions with punts, before the Steelers put together an eight-play, 31-yard drive to set up a K Chris Boswell game-winning field goal attempt, but Boswell's try missed to the left. Following a Cleveland punt, Roethlisberger was strip-sacked by LB Genard Avery on the following possession. The ensuing Browns K Zane Gonzalez game-winning field goal attempt was blocked by Steelers LB TJ Watt, forcing the teams to tie, 21-21.

TEAM	1	2	3	4	OT	F
Pittsburgh	0	7	14	0	0	21
Cleveland	0	0	7	14	0	21

SCORING SUMMARY

Team	Q	Time	Play
Steelers	2	11:16	J.Conner 4 yd. run (C.Boswell kick) (10-88, 5:39)
Browns	3	10:05	T.Taylor 20 yd. run (Z.Gonzalez kick) (10-86, 4:55)
Steelers	3	8:24	A.Brown 22 yd. pass from B.Roethlisberger (C.Boswell kick) (3-74, 1:41)
Steelers	3	5:23	J.Conner 22 yd. run (C.Boswell kick) (2-39, 0:45)
Browns	4	7:32	C.Hyde 1 yd. run (Z.Gonzalez kick) (1-1, 0:04)
Browns	4	1:58	J.Gordon 17 yd. pass from T.Taylor (Z.Gonzalez kick) (2-55, 0:12)

TEAM STATISTICS

	PIT	CLE
FIRST DOWNS:	25	22
TIME OF POSSESSION:	35:12	34:48
TOTAL NET YARDS: (RU/PA):	472 (159/313)	327 (177/150)
SACKS/YARDS	7/47	4/22
PUNTS/AVERAGE:	7-39.3	12-43.5
PENALTIES/YARDS:	12-166	11-87
FUMBLES/LOST:	3/3	1/0

INDIVIDUAL STATISTICS

PASSING: PIT: B.Roethlisberger 23-41-335 (TD, 3 INT); CLE: T.Taylor 15-40-197 (TD, INT)
RUSHING: PIT: J.Conner 31-135 (2 TD), B.Roethlisberger 3-16, R.Switzer 1-6; CLE: T.Taylor 8-77 (TD), C.Hyde 22-62 (TD), N.Chubb 3-21, D.Johnson Jr. 5-17.
RECEIVING: PIT: A.Brown 9-93 (TD), J.Smith-Schuster 5-119, J.Conner 5-57, J.James 3-60, J.Hunter 1-6; CLE: J.Landry 7-106, D.Njoku 3-13, R.Higgins 1-38, J.Gordon 1-17 (TD), D.Fells 1-12, D.Johnson Jr. 1-8, Carlos Hyde 1-3.

WEEK 2, GAME 2

BROWNS 18
SAINTS 21Sept. 16, 2018
Mercedes-Benz Superdome, New Orleans, La.

In the first road game of 2018, the Cleveland Browns fell to the New Orleans Saints, 21-18. Despite leading 12-3 going into the final quarter, the Saints rallied to score 18 points in the final 8:41 of the contest, securing the victory. K Zane Gonzalez opened the scoring for the Browns with his first of two 39-yard, first-half field goals. However, Saints K Wil Lutz provided an equalizing field goal on the ensuing possession. At the half, the Browns went into the locker room with a 6-3 lead. New Orleans punted on the opening possession of the second half, as RB Carlos Hyde capped a 12-play, 79-yard drive with a one-yard rushing touchdown. On the Saints' first drive of the fourth quarter, WR Michael Thomas caught his first of two fourth quarter touchdowns from QB Drew Brees. Following a Browns QB Tyrod Taylor interception, New Orleans took their first lead of the game after another with Thomas' second score. Saints RB Alvin Kamara ran in the ensuing two-point conversion attempt. Following the two-minute warning, Taylor found WR Antonio Callaway for a 47-yard touchdown reception to tie the game at 18, as Gonzalez missed the extra point attempt. With 1:16 remaining, Brees orchestrated a six-play, 49-yard drive to set up th go-ahead field goal, which Lutz made from 44 yards out with 0:21 remaining. Taylor found Browns WR Jarvis Landry for a 25-yard reception, followed by a 16-yard catch from Callaway to set-up the game-tying field goal for Cleveland, but Gonzalez missed the attempt wide right.

TEAM	1	2	3	4	F
Cleveland	3	3	6	6	18
New Orleans	3	0	0	18	21

SCORING SUMMARY

Team	Q	Time	Play
Browns	1	8:29	Z.Gonzalez 39 yd. Field Goal (6-25, 3:02)
Saints	1	2:47	W.Lutz 31 yd. Field Goal (11-63, 5:42)
Browns	2	1:55	Z.Gonzalez 39 yd. Field Goal (7-45, 2:21)
Browns	3	6:43	C.Hyde 1 yd. run (kick failed) (12-79, 6:27)
Saints	4	8:41	M.Thomas 2 yd. pass from D.Brees (W.Lutz kick) (9-66, 5:35)
Saints	4	2:40	M.Thomas 5 yd. pass from D.Brees (A.Kamara run) (4-18, 2:17)
Browns	4	1:16	A.Callaway 47 yd. pass from T.Taylor (kick failed) (6-75, 1:24)
Saints	4	0:21	W.Lutz 44 yd. Field Goal (6-49, 0:55)

TEAM STATISTICS

	CLE	NO
FIRST DOWNS:	16	18
TIME OF POSSESSION:	27:19	32:41
TOTAL NET YARDS: (RU/PA):	327 (93/234)	275 (62/213)
SACKS/YARDS	3/30	3/12
PUNTS/AVERAGE:	3-39.3	4-44.8
PENALTIES/YARDS:	4-43	4-53
FUMBLES/LOST:	3/0	2/2

INDIVIDUAL STATISTICS

PASSING: CLE: T.Taylor 22-30-246 (TD, INT); NO: D.Brees 28-45-243 (2 TD).
RUSHING: CLE: C.Hyde 16-43 (TD), T.Taylor 4-26, N.Chubb 2-14, A.Callaway 2-7, D.Johnson Jr. 3-3; NO: A.Kamara 13-46, M.Gillislee 8-18, J.Williams 1-(-1), D.Brees 1-(-1).
RECEIVING: CLE: A.Callaway 3-81 (TD), J.Landry 5-69, R.Higgins 5-47, D.Njoku 4-20, D.Fells 2-15, C.Hyde 1-7, D.Johnson Jr. 2-7; NO: M.Thomas 12-89 (2 TD), T.Ginn 4-55, A.Kamara 6-53, B.Watson 3-19, T.Smith 1-18, J.Hill 1-1, Z.Line 1-1.

WEEK 3, GAME 3


**JETS 18
BROWNS 21**

 Sept. 20, 2018
FirstEnergy Stadium, Cleveland, Ohio


The Cleveland Browns defeated the New York Jets on Thursday Night Football, 21-17, securing the team's first win since Week 16 of the 2016 season. Browns rookie QB Baker Mayfield entered the game prior to the end of the first half due to an injury suffered by QB Tyrod Taylor, propelling Cleveland to 14 unanswered points and a fourth-quarter touchdown en route to a victory. Mayfield finished the game with 17 completions on 23 attempts for 201 yards, scoring on the receiving end of a two-point conversion attempt thrown by WR Jarvis Landry. Landry added eight receptions for 103 yards, his best single-game showing as a Brown. Following a scoreless first quarter, Jets RB Isaiah Crowell opened the scoring for New York, rushing in from seven yards out four seconds into the second quarter. After a Cleveland punt on the ensuing possession, Crowell scored for the second time of the evening from two yards out, capping a 10-play, 63-yard touchdown drive. Down 14-0, and following the Taylor injury, Mayfield entered the game and led the Browns on a six-play, 39-yard drive for a 45-yard field goal from newly-acquired K Greg Joseph. The Jets took their 14-3 lead into the intermission. Following a strip forced fumble by Browns DB Denzel Ward of Jets WR Robby Anderson, Joseph connected on his second field goal, this time from 27 yards out to draw the Browns within one score. Before the final whistle of the third quarter, Browns RB Carlos Hyde capped a 69-yard scoring drive with a goal-line plunge from one yard out. The ensuing two-point conversion attempt was successful, as Landry's end around pass found Mayfield in the corner of the end zone. Jets K Jason Myers ended Cleveland's 14-point burst with a field goal from 28 yards out, giving Cleveland the ball back with 8:55 remaining in regulation. On the next drive, Hyde scored his second one-yard touchdown rush of the game to end a 15-play drive, giving the Browns their first lead of the contest. On a third-down attempt, LB Joe Schobert intercepted Jets QB Sam Darnold's pass. Following a Browns punt, Darnold threw his second pick of the game, as DB Terrance Mitchell picked off his sixth career interception to secure the win for Cleveland.

TEAM	1	2	3	4	F
New York	0	14	0	3	17
Cleveland	0	3	11	7	21

SCORING SUMMARY

Team	Q	Time	Play
Jets	2	14:56	I.Crowell 7 yd. run (J.Myers kick) (5-28, 2:17)
Jets	2	7:54	I.Crowell 2 yd. run (J.Myers kick) (10-63, 5:37)
Browns	2	0:23	G.Joseph 45 yd. Field Goal (6-39, 1:19)
Browns	3	5:21	G.Joseph 27 yd. Field Goal (4-0, 0:58)
Browns	3	0:42	C.Hyde 1 yard run (J.Landry-B.Mayfield pass) (7-69, 2:49)
Jets	4	8:56	J.Myers 28 yd. Field Goal (12-65, 6:46)
Browns	4	2:04	C.Hyde 1 yd. run (G.Joseph kick) (15-75, 6:52)

TEAM STATISTICS

	NYJ	CLE
FIRST DOWNS:	14	20
TIME OF POSSESSION:	29:08	30:52
TOTAL NET YARDS: (RU/PA):	268 (107/161)	323 (133/190)
SACKS/YARDS	4/30	2/8
PUNTS/AVERAGE:	7-49.1	8-34.1
PENALTIES/YARDS:	6-55	5-41
FUMBLES/LOST:	2/1	2/0

INDIVIDUAL STATISTICS

PASSING: NYJ: S.Darnold 15-31-169 (2 INT); CLE: B.Mayfield 17-23-291, T.Taylor 4-14-19.

RUSHING: NYJ: B.Powell 14-73, I.Crowell 16-34 (2 TD); CLE: C.Hyde 23-98 (2 TD), T.Taylor 4-22, D.Johnson Jr. 2-9, N.Chubb 2-6, B.Mayfield 2-(-2).

RECEIVING: NYJ: Q.Enunwa 4-57, J.Kearse 3-35, R.Anderson 2-22, I.Crowell 2-17, C.Herndon 2-(-1), T.Pryor 1-25, E.Tomlinson 1-14; CLE: J.Landry 8-103, A.Callaway 4-20, R.Higgins 3-32, D.Njoku 2-36, D.Johnson Jr. 2-24, C.Hyde 2-5.

WEEK 4, GAME 4


**BROWNS 42
RAIDERS 45**

 Sept. 30, 2018 (OT)
Oakland-Alameda County Coliseum
Oakland, Calif.


The Cleveland Browns fell to the Oakland Raiders, 45-42, in the team's second overtime game of the season. Though leading by 14 points midway through the fourth quarter, the Browns allowed the Raiders to score 21 fourth-quarter points and the eventual game-winning field goal in the overtime period. Rookie QB Baker Mayfield, in his first career NFL start, threw for 295 yards and two touchdowns on 21 completions. Fellow rookie, RB Nick Chubb, rushed for 105 yards and a pair of scores on just three carries, a franchise rookie record. DBs E.J. Gaines and Damarious Randall each had an interception, giving the Browns 13 takeaways through the first four games of the season for the first time since 1989. RB Carlos Hyde also scored on the ground for a league-best fifth time this season. Following an exchange of punts to begin the game, Mayfield's second drive ended in an interception returned for a touchdown by Oakland DB Gareon Conley. Down, 7-0, the Browns rallied by scoring 17 unanswered points before the end of the first half. A field goal from K Greg Joseph with two minutes remaining in the first quarter got Cleveland on the board, along with a 63-yard score by Chubb. Following an Oakland missed field goal, Mayfield found TE Darren Fells for a 49-yard passing score, capping a four-play, 70-yard drive. Mayfield's connection with Fells was his first career touchdown pass. The Browns' ensuing two-point conversion attempt was successful, as RB Duke Johnson Jr. ran around the left end to put the Browns ahead by 10 points. However, the Raiders answered with a receiving score from WR Amari Cooper, leading to the halftime score of 17-14 in favor of Cleveland. The Browns scored on each of their first two drives in the second half, with a Joseph field goal and a WR Jarvis Landry touchdown reception, the first in his Browns career. After two fumbles and three punts on five possessions, the Raiders scored 13 unanswered points to take a 34-28 lead with less than 11 minutes remaining in regulation. Returning the favor, Hyde capped a seven-play, 77-yard drive with a one-yard rushing score after WR Antonio Callaway's 59-yard reception to set it up. Later, Chubb scored again with a 41-yard touchdown before Oakland put together a six-play, 53-yard scoring drive with a touchdown pass to TE Jared Cook from QB Derek Carr. The Raiders converted the two-point conversion attempt with a WR Jordy Nelson catch, taking the game into overtime, 42-42. Raiders K Matt McCrane missed his first field goal attempt on the team's first possession, but after forcing a Browns punt on the following drive, he redeemed himself and connected on a 29-yard attempt to secure Oakland's first win of the season.

TEAM	1	2	3	4	OT	F
Cleveland	3	14	11	14	0	42
Oakland	7	7	7	21	3	45

SCORING SUMMARY

Team	Q	Time	Play
Raiders	1	10:01	G.Conley 36 yd. Interception Return (M.McCrane kick)
Browns	1	2:00	G.Joseph 25 yd. Field Goal (15-68, 8:01)
Browns	2	12:35	N.Chubb 63 yd. run (pass failed) (1-63, 0:11)
Browns	2	9:00	D.Fells 49 yd. pass from B.Mayfield (D.Johnson Jr. run) (4-70, 1:58)
Raiders	2	4:30	A.Cooper 8 yd. pass from D.Carr (M.McCrane kick) (8-75, 4:30)
Browns	3	9:22	G.Joseph 28 yd. Field Goal (11-65, 5:38)
Browns	3	7:26	J.Landry 2 yd. pass from B.Mayfield (D.Johnson run) (2-31, 0:51)
Raiders	3	5:34	J.Cook 7 yd. pass from D.Carr (M.McCrane kick) (3-7, 0:11)
Raiders	4	14:14	M.McCrane 29 yd. Field Goal (6-58, 2:07)
Raiders	4	12:46	J.Nelson 19 yd. pass from D.Carr (McCrane kick) (2-20, 0:40)
Raiders	4	10:46	M.McCrane 44 yd. Field Goal (4-3, 1:26)
Browns	4	8:07	C.Hyde 1 yd. run (G.Joseph kick) (7-77, 2:39)
Browns	4	4:20	N.Chubb 41 yd. run (G.Joseph kick) (3-63, 1:26)
Raiders	4	0:30	J.Cook 7 yd. pass from D.Carr (D.Carr-J.Nelson) (6-53, 0:58)
Raiders	OT	1:46	M.McCrane 29 yd. Field Goal (11-70, 3:41)

TEAM STATISTICS

	CLE	OAK
FIRST DOWNS:	21	27
TIME OF POSSESSION:	31:23	36:51
TOTAL NET YARDS: (RU/PA):	487 (208/279)	565 (139/426)
SACKS/YARDS	3/11	2/16
PUNTS/AVERAGE:	7-50.0	6-44.5
PENALTIES/YARDS:	8-55	6-65
FUMBLES/LOST:	3/2	0/0

INDIVIDUAL STATISTICS

PASSING: CLE: B.Mayfield 21-41-295 (2 TD, 2 INT); OAK: D.Carr 35-58-437 (4 TD 2 INT).
RUSHING: CLE: N.Chubb 3-105 (2 TD), C.Hyde 22-82, D.Johnson Jr. 2-11, B.Mayfield 4-10; OAK: M.Lynch 20-130, D.Martin 5-11, D.Carr 2-1, D.Harris 1-(-1), J.Richard 1-(-2).
RECEIVING: CLE: R.Higgins 4-61, A.Callaway 3-54, D.Njoku 5-52, D.Fells 1-49 (TD), D.Johnson Jr. 4-45, J.Landry 4-34 (TD); OAK: A.Cooper 8-128 (TD), J.Cook 8-110 (2 TD), M.Bryant 3-51, J.Nelson 5-48 (TD), J.Richard 3-38, M.Lynch 3-27, L.Smith 3-23, S.Roberts 2-12.

WEEK 5, GAME 5

RAVENS 18
BROWNS 21

Oct. 7, 2018 (OT)

FirstEnergy Stadium, Cleveland, Ohio



The Cleveland Browns defeated the Baltimore Ravens in overtime, 12-9, the franchise's first win on a Sunday since 2015. With the win, Cleveland advanced to 2-2-1 on the season, the team's best start to a season since 2014 (3-2). Browns rookie QB Baker Mayfield threw for 342 yards on 25 completions and a touchdown. The 342 yards in a single game are the second most by a Browns rookie in franchise history. After a Mayfield pick on Cleveland's first offensive drive, Baltimore capped a four-play drive with a 44-yard field goal by K Justin Tucker to give the Ravens the early 3-0 lead. The three-point lead was Baltimore's only lead of the contest. With 40 seconds before the halftime whistle, Mayfield found WR Rashard Higgins for Higgins' first score of the 2018 season. Each team notched on a field goal in the third quarter, with Browns K Greg Joseph and Tucker connecting from 35 yards and 25 yards out, respectively. Later, Tucker would register his third field goal of the contest, this time from 32-yarder, to draw the score at 9-9. In the Browns' third overtime game of the year, each team exchanged punts after the Browns took the ball to start the overtime period. Getting the ball at the Cleveland 16 yard line, Mayfield orchestrated a seven-play, 65-yard drive to set up Joseph for a 37-yard game winner.

TEAM	1	2	3	4	OT	F
Baltimore	3	0	3	3	0	9
Cleveland	0	6	3	0	3	12

SCORING SUMMARY

Team	Q	Time	Play
Ravens	1	8:37	J.Tucker 44 yd. Field Goal (4-7, 0:56)
Browns	2	0:40	R.Higgins 19 yd. pass from B.Mayfield (kick failed) (6-78, 1:19)
Browns	3	7:29	G.Joseph 35 yd. Field Goal (8-25, 2:59)
Ravens	3	0:53	J.Tucker 25 yd. Field Goal (13-68, 6:36)
Ravens	4	0:52	J.Tucker 32 yd. Field Goal (11-52, 3:37)
Browns	OT	0:02	G.Joseph 37 yd. Field Goal (7-65, 2:55)

TEAM STATISTICS

	BAL	CLE
FIRST DOWNS:	25	20
TIME OF POSSESSION:	33:42	36:16
TOTAL NET YARDS: (RU/PA):	410 (116/294)	416 (112/304)
SACKS/YARDS	5/38	2/4
PUNTS/AVERAGE:	8-45.8	9-50.2
PENALTIES/YARDS:	4-54/15	10-66
FUMBLES/LOST:	2/1	1/0

INDIVIDUAL STATISTICS

PASSING: BAL: J.Flacco 29-56-298 (INT), L.Jackson 0-1; CLE: B.Mayfield 25-43-342 (TD, INT)

RUSHING: BAL: A.Collins 12-59, J.Allen 8-34, J.Flacco 2-13, L.Jackson 3-10; CLE: C.Hyde 17-63, D.Johnson Jr. 5-35, B.Mayfield 2-23, N.Chubb 3-2, R.Streater 1-(-11).

RECEIVING: BAL: M.Crabtree 6-66, J.Allen 6-44, W.Snead IV 5-55, J.Brown 4-58, M.Williams 2-8, C.Moore 1-20, M.Andrews 1-16, N.Boyle 1-10, A.Collins 1-7, H.Hurst 1-7, D.Turner 1-7; CLE: D.Njoku 6-69, J.Landry 5-69, R.Higgins 3-66, D.Willies 3-61, A.Callaway 3-22, C.Hyde 2-14, S.DeValve 1-26, D.Fells 1-8, D.Johnson Jr. 1-7.

WEEK 6, GAME 6

CHARGERS 38
BROWNS 14

Oct. 14, 2018

FirstEnergy Stadium, Cleveland, Ohio



The Cleveland Browns fell to the Los Angeles Chargers, 38-14, for the second time in as many seasons, at FirstEnergy Stadium. Led by RB Melvin Gordon III's three rushing touchdowns and WR Tyrell Williams' two receiving touchdowns, the Chargers scored five total times and collected 449 yards of total offense. Browns QB Baker Mayfield accounted for 238 yards on 22 completions, adding a fourth-quarter touchdown to TE David Njoku. K Greg Joseph connected on two second-quarter field goals and Mayfield found WR Antonio Callaway on a successful two-point conversion attempt to account for Cleveland's 14 points. The Browns have now successfully converted four two-point conversion attempts on the season, the first time that a Browns team has had four in a single season since 1994. After Gordon III's first rushing touchdown in the first quarter, Joseph connected on a 33-yard field goal less than three minutes into the second frame to give the Browns their first points. Los Angeles tallied on Williams' two receiving touchdowns, before Joseph hit his second field goal of the game, this time from 28 yards out. At the half, the score was 21-6, in favor of the Chargers. Out of the intermission, Gordon III had his final two out of three total rushing touchdowns, giving the Bolts their largest lead of the game (29 points) through three quarters of play. In the fourth quarter, Mayfield orchestrated a seven-play, 42-yard drive that was capped by Njoku's touchdown. K Michael Badgley made a 44-yard field goal with four minutes remaining to finalize the score, 38-14.

TEAM	1	2	3	4	F
Los Angeles	7	14	14	3	38
Cleveland	0	6	0	8	14

SCORING SUMMARY

Team	Q	Time	Play
Chargers	1	10:14	M.Gordon 4 yd. run (M.Badgley kick) (5-57, 2:32)
Browns	2	12:47	G.Joseph 33 yd. Field Goal (7-18, 2:13)
Chargers	2	6:34	Ty.Williams 45 yd. pass from P.Rivers (M.Badgley kick) (2-89, 1:12)
Chargers	2	0:51	Ty.Williams 29 yd. pass from P.Rivers (M.Badgley kick) (6-77, 1:22)
Browns	2	0:00	G.Joseph 28 yd. Field Goal (8-59, 0:51)
Chargers	3	11:49	M.Gordon 10 yd. run (M.Badgley kick) (1-10, 0:05)
Chargers	3	3:12	M.Gordon 11 yd. run (M.Badgley kick) (11-81, 7:10)
Browns	4	12:26	D.Njoku 1 yd. pass from B.Mayfield (B.Mayfield-A.Callaway pass) (7-42, 1:50)
Chargers	4	4:15	M.Badgley 44 yd. Field Goal (5-[-1], 2:37)

TEAM STATISTICS

	LAC	CLE
FIRST DOWNS:	24	18
TIME OF POSSESSION:	33:42	36:16
TOTAL NET YARDS: (RU/PA):	449 (246/203)	317 (103/214)
SACKS/YARDS	5/24	1/2
PUNTS/AVERAGE:	5-41.6	6-40.3
PENALTIES/YARDS:	10-72	6-53
FUMBLES/LOST:	2/0	1/0

INDIVIDUAL STATISTICS

PASSING: LAC: P.Rivers 11-20-207 (2 TD, INT), G.Smith 1-1-8; CLE: B.Mayfield 22-46-238 (TD, 2 INT).

RUSHING: LAC: M.Gordon III 18-132 (3 TD), A.Ekeler 7-60, K.Allen 4-41, M.Williams 1-10, J.Jackson 3-4, Ty.Williams 1-1, G.Smith 2-(-2); CLE: D.Johnson 2-36, C.Hyde 14-34, N.Chubb 3-25, B.Mayfield 2-8.

RECEIVING: LAC: Ty.Williams 3-118 (2 TD), K.Allen 4-62, M.Gordon 2-18, J.Jackson 1-8, A.Gates 1-5, M.Williams 1-4; CLE: D.Ratley 6-82, D.Johnson 4-73, D.Njoku 7-55, J.Landry 2-11, A.Callaway 2-9, O.Charles 1-8.

WEEK 7, GAME 7

**BROWNS 23
BUCCANEERS 26**Oct. 21, 2018 (OT)
Raymond James Stadium, Tampa, Fla.

In Cleveland's fourth overtime game of the season, the Browns fell on the road to the Tampa Bay Buccaneers, 26-23. The overtime matchup tied a franchise record for overtime games in a season. Despite scoring two touchdowns in the fourth quarter and overcoming a 14-point halftime deficit, the Browns fell to 2-4-1 on the season when Buccaneers K Chandler Catanzaro made a 59-yard field goal in extra time. Browns QB Baker Mayfield completed 23 of 34 passes for 215 yards and two touchdowns. WR Jarvis Landry paced Cleveland's offense by setting a season-high mark of 10 receptions and accounted for 97 yards. Landry also caught his second touchdown of the season. The Browns forced four turnovers against the Buccaneers, advancing their season mark to 20 takeaways. Browns P Britton Colquitt averaged a season-best 51.7 yards per punt, notching a career-long 79 yard punt before the end of the first half to pin the Buccaneers at their own one-yard line. On Tampa Bay's opening drive, Browns DL Trevon Coley stopped Bucs RB Peyton Barber in the end zone for a safety, opening the afternoon's scoring. However, Cleveland would punt on each of their first six possessions, while Tampa Bay took a 16-2 lead after the first half. After the half and down by two touchdowns, Mayfield threw his first touchdown pass of the afternoon to TE David Njoku to bring the Browns within one score. Tampa Bay answered with RB Ronald Jones' rushing score from two yards out, capping a 13-play, 73-yard series. Cleveland answered by orchestrating their longest drive of the game, as rookie RB Nick Chubb rushed for a one-yard score less than three minutes into the fourth quarter. After a DB Jabrill Peppers 32-yard punt return to put the Browns inside of Tampa Bay's 20-yard line, Mayfield found Landry for the game-tying score with less than three minutes remaining in regulation. Set up for a game-winning field goal, Catanzaro missed wide right as time expired to force overtime. Browns LB Jamie Collins Sr. intercepted Bucs QB Jameis Winston on the first drive, but after an exchange of punts, Catanzaro redeemed himself by connecting on a 59-yard boot to down the Browns.

TEAM	1	2	3	4	OT	F
Cleveland	2	0	7	14	0	23
Tampa Bay	3	13	7	0	3	26

SCORING SUMMARY

Team	Q	Time	Play
Browns	1	9:18	P.Barber tackled in end zone by T.Coley for a Safety
Bucs	1	3:02	C.Catanzaro 38 yd. Field Goal (11-52, 4:26)
Bucs	2	14:54	D.Jackson 14 yd. run (kick failed, hru) (6-55, 1:44)
Bucs	2	7:58	J.Winston 14 yd. run (C.Catanzaro kick) (10-75, 5:22)
Browns	3	13:01	D.Njoku 15 yd. pass from B.Mayfield (G.Joseph kick) (3-26, 1:22)
Bucs	3	0:28	R.Jones 2 yd. run (C.Catanzaro kick) (13-73, 6:30)
Browns	4	12:17	N.Chubb 1 yd. run (G.Joseph kick) (7-75, 3:11)
Browns	4	2:28	J.Landry 16 yd. pass from B.Mayfield (G.Joseph kick) (1-16, 0:08)
Bucs	OT 1:50		C.Catanzaro 59 yd. Field Goal (6-7, 1:22)

TEAM STATISTICS

	CLE	TB
FIRST DOWNS:	17	34
TIME OF POSSESSION:	30:27	37:43
TOTAL NET YARDS: (RU/PA):	305 (119/186)	456 (114/342)
SACKS/YARDS	4/23	5/29
PUNTS/AVERAGE:	9-51.7	4-46.8
PENALTIES/YARDS:	14-114	8-65
FUMBLES/LOST:	2/1	3/2

INDIVIDUAL STATISTICS

PASSING: CLE: B.Mayfield 23-34-215 (2 TD); TB: J.Winston 32-52-365 (2 INT).
RUSHING: CLE: N.Chubb 18-80 (TD), B.Mayfield 4-43, D.Johnson Jr. 1-(-4); TB: J.Winston 10-55 (TD), P.Barber 11-30, R.Jones 6-13 (TD), D.Jackson 2-8 (TD), J.Rodgers 3-8.
RECEIVING: CLE: J.Landry 10-97 (TD), D.Njoku 4-52 (TD), D.Johnson Jr. 4-23, D.Ratley 3-23, A.Callaway 1-14, B.Perriman 1-6; TB: M.Evans 7-107, O.Howard 5-67, C.Godwin 5-59, A.Humphries 4-37, D.Jackson 2-25, C.Brake 3-23, A.Auclair 3-15, R.Jones 1-15, J.Rodgers 1-11, A.Cross 1-6.

WEEK 8, GAME 8

**BROWNS 18
STEELERS 33**Oct. 28, 2018
Heinz Field, Pittsburgh, Pa.

The Cleveland Browns fell to the Pittsburgh Steelers, 33-18, at Heinz Field in Pittsburgh, Pa. The loss was Cleveland's first in 2018 division play. The 1-1-1 start against division opponents is the club's best mark through the first three divisional games since 2013 (2-1). The Browns opened the game with an 11-play, 66-yard scoring drive that was capped by K Greg Joseph's 34-yard field goal, which was Cleveland's first score on an opening possession this season. Following Browns DB Derrick Kindred's interception, Joseph connected on his second attempt of the day from 45 yards out to give the Browns a 6-0 lead at the end of the first quarter. Pittsburgh answered early in the second quarter with a 43-yard touchdown pass from QB Ben Roethlisberger to WR Antonio Brown. Steelers DB Joe Haden intercepted Mayfield, as Pittsburgh orchestrated a 16-play, 87-yard drive, capped by a Brown receiving touchdown to lead 14-6 at the half. In the second half, Pittsburgh gained two points off a safety, as Browns OL Desmond Harrison was called for a holding penalty in the Browns' end zone. A free kick ensued, which the Browns recovered, setting up a WR Antonio Callaway one-yard receiving touchdown from Mayfield. After the missed extra point, Pittsburgh put together a five-play, 75-yard scoring drive, capped by a Conner 12-yard touchdown run. After regaining possession off of an exchange of punts, Steelers K Chris Boswell connected from 49 yards out, his longest kick of the season, to give Pittsburgh a 26-12 lead through three and a half quarters. Conner added an exclamation point to Pittsburgh's day, scoring a 22-yard rushing touchdown just before the two-minute warning. Browns TE Seth DeVale caught his first touchdown of the season with six seconds remaining in regulation to give Mayfield his second passing score of the game. A failed two-point conversion attempt drew the final tally to 33-18.

TEAM	1	2	3	4	F
Cleveland	6	0	6	6	18
Pittsburgh	0	14	9	10	33

SCORING SUMMARY

Team	Q	Time	Play
Browns	1	9:10	G.Joseph 34 yd. Field Goal (11-66, 5:50)
Browns	1	2:34	G.Joseph 45 yd. Field Goal (6-29, 2:20)
Steelers	2	11:26	A.Brown 43 yd. pass from B.Roethlisberger (C.Boswell kick) (6-69, 2:03)
Steelers	2	0:08	A.Brown 1 yd. pass from B.Roethlisberger (C.Boswell kick) (16-87, 7:12)
Steelers	3	8:07	Penalty on D.Harrison enforced in end zone for a Safety
Browns	3	5:24	A.Callaway 1 yd. pass from B.Mayfield (kick failed, wl) (4-24, 2:43)
Steelers	3	2:42	J.Conner 12 yd. run (C.Boswell kick) (5-75, 2:42)
Steelers	4	13:29	C.Boswell 42 yd. Field Goal (7-31, 2:46)
Steelers	4	2:04	J.Conner 22 yd. run (C.Boswell kick) (10-65, 5:37)
Browns	4	0:06	S.DeVale 24 yd. pass from B.Mayfield (pass failed) (9-75, 1:58)

TEAM STATISTICS

	CLE	PIT
FIRST DOWNS:	17	25
TIME OF POSSESSION:	27:48	32:12
TOTAL NET YARDS: (RU/PA):	237 (74/163)	421 (168/253)
SACKS/YARDS	1/4	2/17
PUNTS/AVERAGE:	5-47.0	4-44.0
PENALTIES/YARDS:	7-52	8-60
FUMBLES/LOST:	0/0	3/1

INDIVIDUAL STATISTICS

PASSING: CLE: B.Mayfield 22-36-180 (2 TD, INT); PIT: B.Roethlisberger 24-36-257 (2 TD, INT).
RUSHING: CLE: N.Chubb 18-65, B.Mayfield 1-9, D.Johnson 2-0; PIT: J.Conner 24-146 (2 TD), J.Samuels 4-17, B.Roethlisberger 2-6, J.Dobbs 1-(-1).
RECEIVING: CLE: J.Landry 8-39, A.Callaway 5-36 (TD), S.DeVale 2-28 (TD), D.Hilliard 1-24, D.Ratley 1-21, D.Johnson 2-16, N.Chubb 2-10, D.Fells 1-6; PIT: A.Brown 6-74 (2 TD), J.Conner 5-66, V.McDonald 3-47, J.Smith-Schuster 4-33, J.Hunter 2-15, S.Ridley 2-13, J.James 2-9.

WEEK 9, GAME 9

CHIEFS 37
BROWNS 21

Nov. 4, 2018

FirstEnergy Stadium, Cleveland, Ohio



The Cleveland Browns fell to the Kansas City Chiefs, 37-21, in interim head coach Gregg Williams' first game at the helm. Kansas City scored five touchdowns in their first six possessions, with Cleveland natives RB Kareem Hunt and TE Travis Kelce each accounting for multiple scores. Browns rookie QB Baker Mayfield threw for 297 yards on 29 completions and two touchdowns for his third consecutive game with multiple passing scores. RB Duke Johnson Jr., who led the Browns in receiving in 2017, tied a career high with nine receptions and accounted for 78 receiving yards and two touchdowns. After a Chiefs' opening-possession touchdown, the Browns scored on consecutive drives, both of which were at least 11 plays, to notch a 14-9 game midway through the second quarter. K Greg Joseph also made a career-long 51-yard field goal in the first quarter, followed by a RB Nick Chubb touchdown on the ensuing drive. Hunt then punched in his second score of the afternoon to give the Chiefs an edge with two minutes left in the half. Johnson Jr. caught his first receiving touchdown of the game with 26 seconds remaining in the first half. Following halftime, Kelce and Hunt each scored on Kansas City's two possessions in the third quarter, giving Kelce his second and Hunt his third total touchdown of the contest. Three seconds into the final quarter, Johnson Jr. scored his second touchdown of the game, bringing Cleveland within 13 points, 34-21. Chiefs K Harrison Butker made a 39-yard field goal later in the final quarter, drawing the final score to 37-21 in favor of Kansas City.

TEAM	1	2	3	4	F
Kansas City	7	14	13	3	37
Cleveland	3	12	0	6	21

SCORING SUMMARY

Team	Q	Time	Play
Chiefs	1	8:14	K.Hunt 50 yd. pass from P.Mahomes (H.Butker kick) (7-95, 2:43)
Browns	1	2:45	G.Joseph 51 yd. Field Goal (11-42, 5:29)
Chiefs	2	13:30	T.Kelce 11 yd. pass from P.Mahomes (H.Butker kick) (7-75, 4:15)
Browns	2	6:29	N.Chubb 3 yd. run (pass failed) (12-75, 7:01)
Chiefs	2	2:24	K.Hunt 1 yd. run (H.Butker kick) (6-75, 4:05)
Browns	2	0:26	D.Johnson 19 yd. pass from B.Mayfield (pass failed) (9-79, 1:58)
Chiefs	3	10:03	T.Kelce 13 yd. pass from P.Mahomes (H.Butker kick) (10-75, 4:57)
Chiefs	3	7:28	K.Hunt 10 yd. run (kick failed, hru) (2-21, 0:35)
Browns	4	14:57	D.Johnson 5 yd. pass from B.Mayfield (pass failed) (15-75, 7:31)
Chiefs	4	9:27	H.Butker 39 yd. Field Goal (11-54, 5:30)

TEAM STATISTICS	KC	CLE
FIRST DOWNS:	27	26
TIME OF POSSESSION:	29:09	30:51
TOTAL NET YARDS: (RU/PA):	499 (139/360)	388 (102/286)
SACKS/YARDS	2/22	2/15
PUNTS/AVERAGE:	2-31.5	2-19.5
PENALTIES/YARDS:	11-86	4-20
FUMBLES/LOST:	0/0	3/1

INDIVIDUAL STATISTICS

PASSING: KC: P.Mahomes 23-32-375 (3 TD, INT); CLE: B.Mayfield 29-42-297 (2 TD, INT).

RUSHING: KC: K.Hunt 17-91 (2 TD), P.Mahomes 2-18, T.Hill 2-16, S.Ware 2-12, S.Watkins 1-2; CLE: N.Chubb 22-85 (TD), B.Perriman 2-9, D.Johnson Jr. 1-8.

RECEIVING: KC: T.Kelce 7-99 (2 TD), S.Watkins 5-62, T.Hill 4-69, S.Ware 4-69, K.Hunt 1-50 (TD), C.Conley 1-23, D.Robinson 1-3; CLE: D.Johnson Jr. 9-78 (2 TD), J.Landry 6-50, D.Njoku 4-53, A.Callaway 3-51, R.Higgins 3-19, B.Perriman 2-36, D.Ratley 2-16, N.Chubb 1-5.

WEEK 10, GAME 10

FALCONS 16
BROWNS 28

Nov. 11, 2018

FirstEnergy Stadium, Cleveland, Ohio



The Cleveland Browns defeated the Atlanta Falcons, 28-16, for the team's third home win of the season. Browns QB Baker Mayfield completed each of his first 13 attempts to begin the game, carrying a perfect passer rating (158.3) into the third quarter. Mayfield finished the game with 17 completions for 216 yards and a career-best three passing touchdowns, recording his fourth consecutive multi-touchdown game. Mayfield finished the contest with a 151.2 rating, the best ever by a Browns rookie QB in a single contest. Browns RB Nick Chubb rushed for a career-best 176 yards, recording the franchise's longest run in history on a 92-yard score in the third quarter. For the second consecutive week, RB Duke Johnson Jr. led the team in receptions, recording four for 31 yards and a touchdown. Following an exchange of punts, Mayfield found WR Rashard Higgins for a 28-yard score, his second of the season, to give Cleveland an early 7-0 lead following a K Greg Joseph PAT. The Falcons answered on the ensuing possession, then again one possession later following a Browns interception. With a subsequent WR Julio Jones one-yard touchdown reception, Atlanta had their largest lead of the game, 10-7, with a little over five minutes remaining in the half. Chubb then put an exclamation point on an eight-play, 80-yard scoring drive with a 13-yard receiving touchdown, giving the Browns the lead, 14-10, heading into the intermission. Out of the break and after an Atlanta fumble, Johnson Jr. caught an 11-yard passing touchdown, Mayfield's third passing score of the game, with 10:27 remaining in the third quarter. After forcing Atlanta to punt, Chubb broke free on the second play of the drive for his 92-yard rushing score to grant Cleveland their third-straight scoring possession. Following Chubb's third quarter score, the Browns had their largest lead of the game, 28-10. Atlanta TE Austin Hooper scored with 4:24 remaining in regulation to draw the final score to 28-16.

TEAM	1	2	3	4	F
Atlanta	0	10	0	6	16
Cleveland	7	7	14	0	28

SCORING SUMMARY

Team	Q	Time	Play
Browns	1	4:36	R.Higgins 28 yd. pass from B.Mayfield (G.Joseph kick) (8-88, 4:55)
Falcons	2	12:18	G.Tavecchio 40 yd. Field Goal (14-53, 7:18)
Falcons	2	5:04	J.Jones 1 yd. pass from M.Ryan (G.Tavecchio kick) (6-45, 3:26)
Browns	2	0:55	N.Chubb 13 yd. pass from B.Mayfield (G.Joseph kick) (8-80, 4:09)
Browns	3	10:27	D.Johnson 11 yd. pass from B.Mayfield (G.Joseph kick) (6-41, 3:00)
Browns	3	8:45	N.Chubb 92 yd. run (G.Joseph kick) (2-92, 0:16)
Falcons	4	4:24	A.Hooper 3 yd. pass from M.Ryan (pass failed) (13-69, 4:03)

TEAM STATISTICS	ATL	CLE
FIRST DOWNS:	25	19
TIME OF POSSESSION:	31:23	28:37
TOTAL NET YARDS: (RU/PA):	382 (71/311)	427 (211/216)
SACKS/YARDS	0/0	2/19
PUNTS/AVERAGE:	3-39.3	4-46.8
PENALTIES/YARDS:	1-5	7-38
FUMBLES/LOST:	4/2	1/0

INDIVIDUAL STATISTICS

PASSING: ATL: M.Ryan 38-51-330 (2 TD); CLE: B.Mayfield 17-20-216 (3 TD), D.Hilliard 0-1-0 (INT).

RUSHING: ATL: T.Coleman 11-44, M.Ryan 3-13, I.Smith 4-11, C.Ridley 1-3; CLE: N.Chubb 20-176 (TD), B.Mayfield 6-20, D.Johnson Jr. 3-15.

RECEIVING: ATL: A.Hooper 1-56 (TD), J.Jones 7-107 (TD), M.Sanu 6-47, I.Smith 4-15, C.Ridley 3-37, T.Coleman 3-19, L.Paulsen 2-13, E.Saubert 1-17, M.Hall 1-12, J.Hardy 1-7; CLE: D.Johnson Jr. 4-31 (TD), N.Chubb 3-33 (TD), A.Callaway 2-39, B.Perriman 2-33, J.Landry 2-22, R.Higgins 1-28 (TD), D.Njoku 1-16, D.Hilliard 1-6, O.Charles 1-6.

WEEK 12. GAME 11


BROWNS 35
BENGALS 20

Nov. 25, 2018

Paul Brown Stadium, Cincinnati, Ohio



The Cleveland Browns defeated the Cincinnati Bengals, 35-20, to secure the team's first road win since Week 5 of 2015. The Browns scored touchdowns on all four of their first-half possessions and continued the trend into the second half with a touchdown on the opening drive of the third quarter. QB Baker Mayfield threw for a career-best four touchdowns on 19 completions, along with 258 yards and no interceptions. Mayfield's four touchdown passes broke the franchise's rookie record for most passing touchdowns in a season (17), doing so in just his eighth NFL start. The Browns opened the game with Mayfield completing all six of his opening-drive pass attempts for 71 yards, which was capped by a rushing touchdown from RB Nick Chubb. Following a blocked field goal by DL Myles Garrett, Cleveland capped a four-play, 56-yard series with a 13-yard passing touchdown from Mayfield to WR Antonio Callaway. On the Browns' third possession of the game, they amassed a 12-play, 96-yard touchdown drive, ending with a TE David Njoku six-yard receiving score. After DB Damarious Randall recorded his third interception of the season, Mayfield found Chubb for the rookie RB's second score of the half, connecting from 14 yards out to give the Browns the team's largest lead over an opponent this season, 28-0. Bengals WR John Ross caught a two-yard touchdown pass before the half to cut into Cleveland's lead. Following the intermission, the Browns capitalized on a DL Emmanuel Ogbah fumble recovery, as TE Darren Fells caught Mayfield's fourth scoring pass of the game. Cincinnati rallied for touchdowns on back-to-back possessions later in the game, narrowing Cleveland's lead to two scores. Cleveland's defense ended the game by converting Cincinnati's final two possessions to consecutive turnovers on downs, cementing the final score, 35-20.

TEAM	1	2	3	4	F
Cleveland	14	14	7	0	35
Cincinnati	0	7	7	6	20

SCORING SUMMARY

Team	Q	Time	Play
Browns	1	9:11	N.Chubb 1 yd. run (G.Joseph kick) (10-78, 5:49)
Browns	1	1:37	A.Callaway 13 yd. pass from B.Mayfield (G.Joseph kick) (4-56, 1:24)
Browns	2	9:18	D.Njoku 6 yd. pass from B.Mayfield (G.Joseph kick) (12-96, 5:47)
Browns	2	2:25	N.Chubb 14 yd. pass from B.Mayfield (G.Joseph kick) (11-59, 6:44)
Bengals	2	0:32	J.Ross 2 yd. pass from A.Dalton (R.Bullock kick) (8-75, 1:53)
Browns	3	12:56	D.Fells 6 yd. pass from B.Mayfield (G.Joseph kick) (2-7, 0:45)
Bengals	3	4:56	T.Boyd 28 yd. pass from J.Driskel (R.Bullock kick) (9-75, 5:39)
Bengals	4	7:57	J.Driskel 2 yd. run (kick failed, hlu) (14-94, 6:54)

TEAM STATISTICS	CLE	CIN
FIRST DOWNS:	24	25
TIME OF POSSESSION:	32:04	27:56
TOTAL NET YARDS: (RU/PA):	342 (84/258)	372 (129/243)
SACKS/YARDS	1/12	0/0
PUNTS/AVERAGE:	4-47.0	2-49.5
PENALTIES/YARDS:	7-61	13-96
FUMBLES/LOST:	0/0	1/1

INDIVIDUAL STATISTICS

PASSING: CLE: B.Mayfield 19-26-258 (4 TD); CIN: A.Dalton 10-17-100 (TD, INT), J.Driskel 17-29-155 (TD).

RUSHING: CLE: N.Chubb 18-28-84 (TD), D.Johnson Jr. 2-16, B.Mayfield 4-(-4), B.Perriman 1-(-12); CIN: J.Mixon 14-89, A.Dalton 2-21, G.Bernard 1-10, J.Driskel 3-9 (TD).

RECEIVING: CLE: D.Njoku 5-63 (TD), A.Callaway 4-62 (TD), N.Chubb 3-44 (TD), J.Landry 3-30, R.Higgins 1-24, D.Johnson Jr. 1-23, B.Perriman 1-6, D.Fells 1-6 (TD); CIN: T.Boyd 7-85 (TD), J.Mixon 7-66, C.Uzomah 6-39, J.Ross 3-31 (TD), A.Tate 2-15, G.Bernard 1-12, C.Core 1-7.



Won 4, Lost 6, Tied 1

9/9/2018	T	21- 21	Pittsburgh Steelers
9/16/2018	L	18- 21	at New Orleans Saints
9/20/2018	W	21- 17	New York Jets
9/30/2018	L	42- 45	at Oakland Raiders
10/7/2018	W	12- 9	Baltimore Ravens
10/14/2018	L	14- 38	Los Angeles Chargers
10/21/2018	L	23- 26	at Tampa Bay Buccaneers
10/28/2018	L	18- 33	at Pittsburgh Steelers
11/4/2018	L	21- 37	Kansas City Chiefs
11/11/2018	W	28- 16	Atlanta Falcons
11/25/2018	W	35- 20	at Cincinnati Bengals

Total First Downs	220	269
Rushing	70	87
Passing	126	160
Penalty	24	22
3rd Down: Made/Att	53/156	53/145
3rd Down Pct.	34.0%	36.6%
4th Down: Made/Att	7/15	8/13
4th Down Pct.	46.7%	61.5%
Possession Avg.	29:11	30:49
Total Net Yards	3896	4569
Avg. Per Game	354.2	415.4
Total Plays	743	790
Avg. Per Play	5.2	5.8
Net Yards Rushing	1416	1450
Avg. Per Game	128.7	131.8
Total Rushes	311	304
Net Yards Passing	2480	3119
Avg. Per Game	225.5	283.5
Sacked/Yards Lost	35/235	25/160
Gross Yards	2715	3279
Attempts/Completions	397/237	461/286
Completion Pct.	59.7%	62.0%
Had Intercepted	10	14
Punts/Average	69/44.5	52/43.9
Net Punting Avg.	37.7	38.8
Penalties/Yards	83/630	83/714
Fumbles/Ball Lost	14/3	22/13
Touchdowns	31	34
Rushing	12	15
Passing	19	18
Returns	0	1

Score By Periods	Q1	Q2	Q3	Q4	OT	Pts
Team	38	65	72	75	3	253
Opponents	30	100	74	73	6	283

Scoring	TD	Ru	Pa	Rt	PAT	FG	2Pt	Pts
G.Joseph	0	0	0	0	15/17	11/13	0	48
N.Chubb	8	6	2	0	0/0	0/0	0	48
C.Hyde	5	5	0	0	0/0	0/0	0	30
D.Johnson	3	0	3	0	0/0	0/0	2	22
A.Callaway	3	0	3	0	0/0	0/0	1	20
D.Njoku	3	0	3	0	0/0	0/0	0	18
D.Fells	2	0	2	0	0/0	0/0	0	12
R.Higgins	2	0	2	0	0/0	0/0	0	12
J.Landry	2	0	2	0	0/0	0/0	0	12
Z.Gonzalez	0	0	0	0	3/5	2/5	0	9
T.Taylor	1	1	0	0	0/0	0/0	0	6
J.Gordon	1	0	1	0	0/0	0/0	0	6
S.DeValve	1	0	1	0	0/0	0/0	0	6
T.Coley	0	0	0	0	0/0	0/0	0	2
B.Mayfield	0	0	0	0	0/0	0/0	1	2
Team	31	12	19	0	18/22	13/18	4	253
Opponents	34	15	18	1	28/31	15/22	2	283

2-Pt. Conversions: Team 4/ 9, Opponents: 2/ 3
Sacks: M.Garrett 10.0, L.Ogunjobi 4.5, G.Avery 2.5, E.Ogbah 2.0, J.Collins 2.0, J.Schobert 1.5, C.Smith 1.0, T.Carrie 1.0, T.Coley 0.5
Team: 25.0, Opponents: 35.0

Rushing	No.	Yds	Avg	Long	TD
N.Chubb	122	663	5.4	92t	6
C.Hyde	114	382	3.4	22	5
D.Johnson	28	146	5.2	23	0
T.Taylor	16	125	7.8	24	1
B.Mayfield	25	107	4.3	35	0
A.Callaway	2	7	3.5	15	0
B.Perriman	3	-3	-1.0	7	0
R.Streater	1	-11	-11.0	-11	0
Team	311	1416	4.6	92t	12
Opponents	304	1450	4.8	52	15

Receiving	No.	Yds	Avg	Long	TD
J.Landry	60	630	10.5	39	2
D.Njoku	41	431	10.5	24	3
D.Johnson	34	335	9.9	32	3
A.Callaway	30	388	12.9	59	3
R.Higgins	21	315	15.0	38	2
D.Ratley	12	142	11.8	27	0
N.Chubb	9	92	10.2	23	2
D.Fells	7	96	13.7	49t	2
B.Perriman	6	81	13.5	18	0
C.Hyde	6	29	4.8	9	0
D.Willies	3	61	20.3	39	0
S.DeValve	3	54	18.0	26	1
D.Hilliard	2	30	15.0	24	0
O.Charles	2	14	7.0	8	0
J.Gordon	1	17	17.0	17t	1
B.Mayfield	0	0	0	0	0
Team	237	2715	11.5	59	19
Opponents	286	3279	11.5	67	18

Interceptions	No.	Yds	Avg	Long	TD
D.Randall	3	52	17.3	50	0
D.Ward	3	26	8.7	26	0
C.Kirksey	2	17	8.5	13	0
E.Gaines	1	0	0.0	0	0
D.Rice	1	0	0.0	0	0
J.Collins	1	0	0.0	0	0
T.Mitchell	1	0	0.0	0	0
J.Schobert	1	0	0.0	0	0
D.Kindred	1	-2	-2.0	-2	0
Team	14	93	6.6	50	0
Opponents	10	142	14.2	36t	1

Punting	No	Yds	Avg	Net	TB	In	Lg	B
B.Colquitt	68	3071	45.2	37.7	4	30	79	1
Team	69	3071	44.5	37.7	4	30	79	1
Opponents	52	2282	43.9	38.8	3	23	62	0

Punt Returns	Ret	FC	Yds	Avg	Long	TD
J.Peppers	20	17	179	9.0	33	0
A.Callaway	2	0	15	7.5	9	0
J.Landry	2	1	10	5.0	8	0
Team	24	18	204	8.5	33	0
Opponents	32	14	389	12.2	49	0

Kickoff Returns	No.	Yds	Avg	Long	TD
J.Peppers	15	313	20.9	28	0
D.Hilliard	7	165	23.6	31	0
A.Callaway	4	58	14.5	24	0
T.Carrie	2	33	16.5	19	0
J.Landry	1	8	8.0	8	0
O.Charles	0	0	0	0	0
Team	29	577	19.9	31	0
Opponents	15	352	23.5	47	0

Field Goals	1-19	20-29	30-39	40-49	50+
G.Joseph	0/ 0	4/ 4	4/ 4	2/ 3	1/ 2
Z.Gonzalez	0/ 0	0/ 0	2/ 2	0/ 2	0/ 1
Team	0/ 0	4/ 4	6/ 6	2/ 5	1/ 3
Opponents	0/ 0	4/ 4	4/ 4	6/ 11	1/ 3

Fumbles Lost: B.Mayfield 2, J.Peppers 1 **Total: 3**
Opponent Fumble Recoveries: J.Schobert 2, D.Ward 2, J.Peppers 1, G.Avery 1, J.Collins 1, T.Mitchell 1, T.Carrie 1, C.Kirksey 1, D.Randall 1, T.Coley 1, E.Ogbah 1 **Total: 13**

Passing	Att	Cmp	Yds	Cmp%	Yds/Att	TD	TD%	Int	Int%	Long	Sack	Lost	Rating
B.Mayfield	311	195	2242	62.7%	7.2	17	5.5%	7	2.3%	59	22/	154	93.2
T.Taylor	85	42	473	49.4%	5.6	2	2.4%	2	2.4%	47t	13/	81	64.5
D.Hilliard	1	0	0	0.0%	0.0	0	0.0%	1	100.0%	0	0/	0	0.0
J.Landry	0	0	0	0.0%	0.0%	0	0.0%	0	0.0%	0	0/	0	0.0
Team	397	237	2715	59.7%	6.8	19	4.8%	10	2.5%	59	35/	235	85.8
Opponents	461	286	3279	62.0%	7.1	18	3.9%	14	3.0%	67	25/	160	83.8

2018 DEFENSIVE STATISTICS

Player	TACKLES					INTERCEPTIONS					FUMBLES		
	Total	Solo	Asst	Sk	Yds	No	Yds	Lg	TD	PD	FF	FR	Yds
Jamie Collins Sr.	75	49	26	2	4	1	0	0	0	4	1	1	0
Joe Schobert	64	33	31	1.5	10	1	0	0	0	6	1	2	28
Damarious Randall	56	51	5	0	0	3	52	50	0	8	0	1	0
T.J. Carrie	51	38	13	1	9	0	0	0	0	5	2	1	0
Jabrill Peppers	50	35	15	0	0	0	0	0	0	3	0	1	16
Denzel Ward	46	35	11	0	0	3	26	26	0	11	1	2	29
Christian Kirksey	43	29	14	0	0	2	17	0	0	5	0	1	8
Larry Ogunjobi	38	25	13	4.5	43.5	0	0	0	0	0	0	0	0
Briean Boddy-Calhoun	33	27	6	0	0	0	0	0	0	2	0	0	0
Myles Garrett	29	24	5	10	64.5	0	0	0	0	3	3	0	0
Trevon Coley	26	13	13	0.5	2	0	0	0	0	0	0	1	0
Derrick Kindred	26	20	6	0	0	1	-2	0	0	1	1	0	0
Emmanuel Ogbah	24	15	9	2	10.5	0	0	0	0	7	0	1	0
Genard Avery	22	18	4	2.5	3.5	0	0	0	0	2	1	1	5
Terrance Mitchell	19	18	1	0	0	1	0	0	0	3	2	1	0
Chris Smith	15	10	5	1	13	0	0	0	0	0	1	0	0
Tanner Vallejo	13	10	3	0	0	0	0	0	0	0	0	0	0
E.J. Gaines	12	10	2	0	0	1	0	0	0	3	0	0	0
Anthony Zettel	10	6	4	0	0	0	0	0	0	0	0	0	0
James Burgess Jr.	7	5	2	0	0	0	0	0	0	0	0	0	0
Brian Price	5	2	3	0	0	0	0	0	0	0	0	0	0
Carl Davis	1	0	1	0	0	0	0	0	0	0	0	0	0
Tavierre Thomas	1	1	0	0	0	0	0	0	0	0	0	0	0
Denzel Rice	0	0	0	0	0	1	0	0	0	1	0	0	0
Totals	666	474	192	25	160	14	93	76	0	64	13	13	86

2018 SPECIAL TEAMS STATISTICS

Player	TACKLES					
	Total	Solo	Asst	FF	FR	Blk
Derrick Kindred	6	4	2	0	0	0
Nick Chubb	5	2	3	0	0	0
Orson Charles	5	3	2	0	0	0
Tanner Vallejo	5	4	1	0	0	0
Briean Boddy-Calhoun	4	4	0	0	0	0
Denzel Rice	3	2	1	0	0	0
Charley Hughlett	4	3	1	1	0	0
Seth DeValve	3	2	1	0	0	0
D'Juan Hines	3	2	1	0	0	0
Dontrell Hilliard	2	1	1	0	0	0
Tavierre Thomas	2	2	0	0	0	0
Jabrill Peppers	2	0	2	0	1	0
Damarious Randall	1	1	0	0	0	0
E.J. Gaines	1	1	0	0	0	0
Duke Johnson Jr.	1	1	0	0	0	0
Darren Fells	1	0	1	0	0	0
Genard Avery	1	1	0	0	0	0
James Burgess Jr.	1	1	0	0	0	0
Jeremiah McKinnon	1	1	0	0	0	0
Rod Streater	1	0	1	0	0	0
Phillip Gaines	1	1	0	0	0	0
T.J. Carrie	1	1	0	0	0	0
Jermaine Whitehead	1	1	0	0	0	0
Denzel Ward	0	0	0	0	0	1
Myles Garrett	0	0	0	0	0	1
Totals	55	38	17	1	1	2

2018 MISCELLANEOUS STATISTICS

Player	Tkl	FF	FR
JC Tretter	2	0	0
Duke Johnson Jr.	2	0	0
Josh Gordon	1	0	0
Jarvis Landry	1	0	0
Nick Chubb	1	0	0
Desmond Harrison	1	0	0
David Njoku	1	0	0
Tyrod Taylor	1	0	1
Rashard Higgins	0	0	1
Baker Mayfield	0	0	1
Carlos Hyde	0	0	1
Joel Bitonio	0	0	2
Totals	10	0	6

2018 DEFENSIVE SCORING

Player	INT		FUMBLES	
	TD	Ret	Ret	Saf
Trevon Coley	0	0	0	1
Totals	0	0	0	1

	1ST DOWNS						DOWN CONV.			RUSHING				PASS				TDs				FUM			PEN		PUNTS			
	I	R	Pas	Pen.	3rd	4th	NetYds.	Plays	Net	Att.	Avg.	Net	Skd.Yds.	Gross	A	C	ID	INT	R	P	Ret.	M	A	No.	Lost	No.	Yds.	No.	Avg.	POSS.
OPP																														
vs. PIT (9/9)	22	10	6	6	5-18	0-1	327	85	177	38	4.7	150	7-47	197	40	15	3	1	2	1	0	0	1	1	0	11	87	12	43.5	34-48
at NO (9/16)	16	4	10	2	4-12	1-2	327	60	93	27	3.4	234	3-12	246	30	22	2	1	1	1	0	2	4	3	0	4	43	3	39.3	27-19
vs. NYJ (9/20)	20	9	10	1	7-18	0-0	323	74	133	33	4.0	190	4-30	220	37	21	2	0	2	0	0	2	2	2	0	5	41	8	34.1	30-52
at OAK (9/30)	21	6	13	2	5-15	1-1	487	74	208	31	6.7	279	2-16	295	41	21	5	2	3	2	0	2	2	3	2	8	55	7	50.0	31-23
vs. BAL (10/7)	20	6	13	1	6-19	0-1	416	76	112	28	4.0	304	5-38	342	43	25	1	1	0	1	0	2	3	1	0	10	66	9	50.2	36-16
vs. LAC (10/14)	18	4	13	1	6-16	1-3	317	72	103	21	4.9	214	5-24	238	46	22	1	2	0	1	0	2	2	1	0	6	53	6	40.3	28-23
at TB (10/21)	17	7	8	2	3-14	0-2	305	62	119	23	5.2	186	5-29	215	34	23	3	0	1	2	0	0	0	2	1	14	114	9	51.7	30-27
at PIT (10/28)	17	5	9	3	3-13	1-1	237	59	74	21	3.5	163	2-17	180	36	22	2	1	0	2	0	2	3	0	0	7	52	5	47.0	27-48
vs. KC (11/4)	26	6	17	3	5-13	2-3	388	70	102	25	4.1	286	2-22	308	43	30	3	1	1	2	0	1	1	0	0	4	20	2	19.5	30-51
vs. ATL (11/11)	19	6	13	0	4-8	0-0	427	50	211	29	7.3	216	0-0	216	21	17	4	1	1	3	0	0	0	1	0	7	38	4	46.8	28-37
at CIN (11/25)	24	7	14	3	5-10	1-1	342	61	84	35	2.4	258	0-0	258	26	19	5	0	1	4	0	0	0	0	0	7	61	4	47.0	32-04
at HOU (12/2)																														
vs. CAR (12/9)																														
at DEN (12/15)																														
vs. CIN (12/23)																														
at BAL (12/30)																														
TOTAL	220	70	126	24	53-156	7-15	3896	743	1416	311	4.56	2480	35-235	2715	397	237	31	10	12	19	0	13	18	14	3	83	630	69	44.5	29-11

1ST DOWNS										DOWN CONV.				RUSHING				PASS				TDs				FGs				FUM				PEN				PUNTS																						
I	R	Pass	Pen.	3rd	4th	Net Yds.	Plays	Net	Att.	Avg.	Net	Skd-Yds.	Gross	A	C	TD	INT	R	P	Ret.	M	A	No.	Lost	No.	Yds.	No.	Avg.	POSS.																															
vs. PIT (9/9)	25	7	17	1	7-15	0-0	472	80	159	35	4.5	313	4-22	335	41	23	3	3	2	1	0	0	1	3	3	12	116	7	39.3	35:12																														
at NO (9/16)																															18	4	11	3	3-12	0-0	275	61	62	23	2.7	213	3-30	243	35	28	2	0	0	2	0	2	3	2	4	53	4	44.3	32:41	
vs. NYJ (9/20)	14	5	9	0	6-15	1-1	268	63	107	30	3.6	161	2-8	169	31	15	2	2	0	0	1	1	2	1	2	1	6	55	7	49.1	29:08																													
at OAK (9/30)																															27	6	20	1	5-16	0-1	565	90	139	29	4.8	426	3-11	437	58	35	5	2	0	4	1	3	5	0	0	6	65	6	44.5	36:51
vs. BAL (10/7)	25	10	14	1	4-16	1-1	410	84	116	25	4.6	294	2-4	298	57	29	0	1	0	0	0	3	4	2	1	4	41	8	45.8	33:42																														
vs. LAC (10/14)																															24	15	7	2	1-9	0-0	449	58	246	36	6.8	203	1-12	215	21	12	5	1	3	2	0	1	1	2	0	10	72	5	41.6	31:37
at TB (10/21)																															34	8	20	6	6-13	1-1	456	88	114	32	3.6	342	4-23	365	52	32	3	2	3	0	0	2	3	3	2	8	65	4	46.8	37:43
at PIT (10/28)																															25	10	14	1	6-13	1-1	421	68	168	31	5.4	253	1-4	257	36	24	4	1	2	2	0	1	1	3	1	8	60	4	44.0	32:12
vs. KC (11/4)	27	10	15	2	6-10	0-0	499	58	139	24	5.8	360	2-15	375	32	23	5	1	2	3	0	1	1	0	0	11	86	2	31.5	29:09																														
vs. ATL (11/11)	25	5	19	1	5-14	2-4	382	73	71	19	3.7	311	2-19	330	52	38	2	0	0	2	0	1	1	4	2	1	5	3	39.3	31:23																														
at CIN (11/25)																															25	7	14	4	4-12	2-4	372	67	129	20	6.5	243	1-12	255	46	27	3	1	1	2	0	0	1	1	13	96	2	49.5	27:56	
at HOU (12/2)																																																												
vs. CAR (12/9)																																																												
at DEN (12/15)																																																												
vs. CIN (12/23)																																																												
at BAL (12/30)																																																												
TOTAL		269	87	160	22	53-145	8-13	4569	790	1450	304	472	3119	25-160	3279	461	286	34	14	15	18	1	15	22	22	13	83	714	52	43.9	30:49																													

CLEVELAND BROWNS ENTERTAINMENT

RADIO | ESPN 850 WKNR AND THE UNIVERSITY HOSPITALS CLEVELAND BROWNS RADIO NETWORK

GAME DAY PROGRAMMING

- Cleveland Browns Game Day (begins four hours before kickoff)
- Cleveland Browns Kickoff Show (begins two hours before kickoff)
- Cleveland Browns football (game broadcast) | LA MEGA 87.7 FM (Spanish radio broadcast)
- The Official Postgame Show, presented by Value City Furniture (following the game's conclusion)

WEEKLY PROGRAMMING

- The Cleveland Browns Preview Show (Weds. throughout the season, 7-8 p.m.)
- Browns Huddle (Thurs. throughout the season, 7-8 p.m.)
- Cleveland Browns Daily, presented by JACK (Mon.-Fri., 1-3 p.m.) ESPN 850 WKNR
- The High School Football Show (Sat., 8-9 a.m.) ESPN 850 WKNR

UNIVERSITY HOSPITALS CLEVELAND BROWNS RADIO NETWORK

Akron	WAKR	1590 AM	Kenton	WKTN	95.3 FM
Akron	WONE	97.5 FM	Lima	WWSR	93.1 FM
Canton	WHBC	1480 AM	Mansfield	WRGM	1440 AM
Canton	WHBC-FM	94.1 FM	Mansfield	WVNO-FM	97.3 FM
Celina	WKKI	94.3 FM	Marietta	WJAW	100.9 FM
Cleveland	WKNR*	850 AM	Uhrichsville	WBTC	1540 AM
Cleveland	WKRK*	92.3 FM	Uhrichsville	WBTC-FM	101.9 FM
Cleveland	WNCX*	98.5 FM	Wheeling (W.Va.)	WKKX	1600 AM
Columbus	WTOH	98.9 FM	Wheeling (W.Va.)	WKKX-FM	98.1 FM
Dover	WJER	1450 AM	Wooster	WQKT	104.5 FM
Erie (Pa.)	WRIE	1260 AM	Youngstown	WHKZ	1440 AM
Fostoria	WFOB	1430 AM			
Geneva	WKKY	104.7 FM			

*Denotes gameday flagship stations

TELEVISION | NEWS 5 (WEWS)

GAME DAY PROGRAMMING

- Browns All Access (Sunday, 10:30-11 a.m.) News 5 (WEWS)
- Browns Countdown, presented by Elk & Elk (Sundays from 11 a.m.-noon) News 5 (WEWS)

WEEKLY PROGRAMMING

- Red Zone (Mondays & Thursdays at 8 p.m.) SportsTime Ohio (STO)

CLEVELAND BROWNS TV NETWORK AFFILIATES

Columbus	WBNS
Dayton	WHIO
Toledo	WTOL
Youngstown	WYTV