



# MIAMI DOLPHINS

## 2023 SEASON IN REVIEW



## 2023 MIAMI DOLPHINS SCHEDULE

### PRESEASON

| DATE          | OPPONENT        | STADIUM           | TIME/<br>RESULT | NETWORK   | RADIO                 | PRESENTING<br>SPONSOR | GAME THEME    |
|---------------|-----------------|-------------------|-----------------|-----------|-----------------------|-----------------------|---------------|
| Fri., Aug. 11 | Atlanta         | Hard Rock Stadium | L, 3-19         | CBS Miami | BIG 105.9<br>610 WIOD |                       | Play Football |
| Sat., Aug. 19 | at Houston      | NRG Stadium       | W, 28-3         | CBS Miami | BIG 105.9<br>610 WIOD |                       |               |
| Sat., Aug. 26 | at Jacksonville | EverBank Stadium  | L, 18-31        | CBS Miami | BIG 105.9<br>610 WIOD |                       |               |

### REGULAR SEASON

| DATE           | OPPONENT         | STADIUM                      | TIME/<br>RESULT | NETWORK     | RADIO                 | PRESENTING<br>SPONSOR | GAME THEME              |
|----------------|------------------|------------------------------|-----------------|-------------|-----------------------|-----------------------|-------------------------|
| Sun., Sept. 10 | at L.A. Chargers | SoFi Stadium                 | W, 36-34        | CBS         | BIG 105.9<br>610 WIOD |                       |                         |
| Sun., Sept. 17 | at New England   | Gillette Stadium             | W, 24-17        | NBC         | BIG 105.9<br>940 WINZ |                       |                         |
| Sun., Sept. 24 | Denver           | Hard Rock Stadium            | W, 70-20        | CBS         | BIG 105.9<br>610 WIOD |                       | Hispanic Heritage       |
| Sun., Oct. 1   | at Buffalo       | Highmark Stadium             | L, 20-48        | CBS         | BIG 105.9<br>610 WIOD |                       |                         |
| Sun., Oct. 8   | N.Y. Giants      | Hard Rock Stadium            | W, 31-16        | FOX         | BIG 105.9<br>940 WINZ |                       | Crucial Catch           |
| Sun., Oct. 15  | Carolina         | Hard Rock Stadium            | W, 42-21        | CBS         | BIG 105.9<br>940 WINZ |                       | Zach Thomas Celebration |
| Sun., Oct. 22  | at Philadelphia  | Lincoln Financial Field      | L, 17-31        | NBC         | BIG 105.9<br>940 WINZ |                       |                         |
| Sun., Oct. 29  | New England      | Hard Rock Stadium            | W, 31-17        | CBS         | BIG 105.9<br>940 WINZ |                       |                         |
| Sun., Nov. 5   | at Kansas City   | D.B. Arena (Frankfurt, Ger.) | L, 14-21        | NFL Network | BIG 105.9<br>940 WINZ |                       |                         |
| Sun., Nov. 19  | Las Vegas        | Hard Rock Stadium            | W, 20-13        | CBS         | BIG 105.9<br>940 WINZ |                       | Salute to Service       |
| Fri., Nov. 24  | at N.Y. Jets     | MetLife Stadium              | W, 34-13        | Prime Video | BIG 105.9<br>940 WINZ |                       |                         |
| Sun., Dec. 3   | at Washington    | FedExField                   | W, 45-15        | FOX         | BIG 105.9<br>940 WINZ |                       |                         |
| Mon., Dec. 11  | Tennessee        | Hard Rock Stadium            | L, 27-28        | ESPN        | BIG 105.9<br>940 WINZ |                       | Football Unites         |
| Sun., Dec. 17  | N.Y. Jets        | Hard Rock Stadium            | W, 30-0         | CBS         | BIG 105.9<br>940 WINZ |                       | Inspire Change          |
| Sun., Dec. 24  | Dallas           | Hard Rock Stadium            | W, 22-20        | FOX         | BIG 105.9<br>940 WINZ |                       |                         |
| Sun., Dec. 31  | at Baltimore     | M&T Bank Stadium             | L, 19-56        | CBS         | BIG 105.9<br>940 WINZ |                       |                         |
| Sun., Jan. 7   | Buffalo          | Hard Rock Stadium            | L, 14-21        | NBC         | BIG 105.9<br>940 WINZ |                       |                         |

### POSTSEASON

| DATE          | OPPONENT       | STADIUM           | TIME/<br>RESULT | NETWORK | RADIO                 | PRESENTING<br>SPONSOR | ROUND         |
|---------------|----------------|-------------------|-----------------|---------|-----------------------|-----------------------|---------------|
| Sat., Jan. 13 | at Kansas City | Arrowhead Stadium | L, 7-26         | Peacock | BIG 105.9<br>940 WINZ |                       | AFC Wild Card |



## 2023 SEASON IN REVIEW TABLE OF CONTENTS

|                                 |         |
|---------------------------------|---------|
| DOLPHINS NOTES                  | 2-13    |
| AWARDS                          | 14-17   |
| RADIO                           | 18      |
| BAPTIST HEALTH TRAINING COMPLEX | 19      |
| HARD ROCK STADIUM               | 20-21   |
| DOLPHINS IN THE COMMUNITY       | 22-26   |
| TRANSACTIONS                    | 29-30   |
| ROSTERS                         | 31-34   |
| PRONUNCIATION GUIDE             | 34      |
| CONTRACT STATUS                 | 35      |
| REGULAR SEASON STATS            | 39-47   |
| POSTSEASON STATS                | 48-50   |
| SUPPLEMENTAL STATS              | 51-56   |
| THE LAST TIME IT HAPPENED       | 57-63   |
| 2023 GAME SUMMARIES             | 67-84   |
| EXECUTIVE BIOS                  | 87-91   |
| HEAD COACH MIKE McDANIEL        | 91-93   |
| COACH BIOS                      | 94-96   |
| PLAYER BIOS                     | 97-295  |
| PRACTICE SQUAD                  | 296     |
| HISTORY & RECORDS               | 299-392 |

## MIAMI DOLPHINS MEDIA WEBSITE

[media.miamidolphins.com](https://media.miamidolphins.com)

The Miami Dolphins media website features everything a media member needs to cover the team. Visitors can find transcripts, press releases, weekly releases, credentials, notes, flip cards, an archive of old media guides and gamebooks and more by visiting [media.miamidolphins.com](https://media.miamidolphins.com).

## COMMUNICATIONS DEPARTMENT



**ANNE  
NOLAND**

Sr. Director of  
Football  
Communications

O: 954-452-7155  
ANoland@  
dolphins.com



**BRETT  
BRECHEISEN**

Sr. Manager  
of Football  
Communications

O: 954-452-7190  
BBrecheisen@  
dolphins.com



**RENZO  
SHEPPARD**

Football  
Communications  
Manager

O: 954-452-7144  
RSheppard@  
dolphins.com



**VIRA  
HALIM**

Football  
Communications  
Coordinator

O: 954-452-7177  
VHalim@  
dolphins.com



**STEPHANIE  
FONSECA**

Corporate  
Communications  
Coordinator

O: 305-943-1515  
SFonseca@  
dolphins.com



**BROOKE  
BALZANO**

Communications  
Coordinator

O: 954-452-7165  
BBalzano@  
dolphins.com



**CARTER  
OWEN**

Football  
Communications  
Staff Assistant

O: 954-452-7163  
COwen@  
dolphins.com



**NICK  
YUSKA**

Football  
Communications  
Staff Assistant

O: 954-452-7018  
NYuska@  
dolphins.com



## GRIER HAS LED FOUR STRAIGHT WINNING CAMPAIGNS AS GENERAL MANAGER

**General Manager Chris Grier** has constructed a talented roster that gives Miami a chance to compete each season, as the Dolphins finished 11-6 in 2023 and made the playoffs for the second straight year. It was also the first time Miami won 11 games in 15 years.

### FOUR STRAIGHT WINNING SEASONS

The Dolphins are **one of just four NFL teams** (Kansas City, Buffalo and Pittsburgh) who have posted winning records in the last four seasons.

The 2020-23 seasons marked the first time since 1997-2003 the Dolphins have had four straight winning campaigns.

#### NFL TEAMS WITH WINNING RECORDS IN EACH OF PAST THREE YEARS

| TEAM                | 2020 | 2021  | 2022 | 2023 |
|---------------------|------|-------|------|------|
| MIAMI DOLPHINS      | 10-6 | 9-8   | 9-8  | 11-6 |
| Kansas City Chiefs  | 13-3 | 12-5  | 14-3 | 11-6 |
| Buffalo Bills       | 14-2 | 11-6  | 13-3 | 11-6 |
| Pittsburgh Steelers | 12-4 | 9-7-1 | 9-8  | 10-7 |

Miami has posted five winning seasons and made the playoffs three times in the eight full years since Grier took over as general manager in 2016. The Dolphins posted winning records in 2016, 2020, 2021, 2022 and 2023, and made the playoffs in 2016, 2022 and 2023.

### ROSTER CONSTRUCTION USING EVERY AVAILABLE AVENUE

Grier has constructed the Dolphins roster using all available avenues. Of Miami's 2023 starters, the Dolphins had:

| HOW PROJECTED 2023 STARTERS WERE ACQUIRED |                |
|---|----------------|
| ACQUIRED VIA                              | NO. OF PLAYERS |
| Draft                                     | 12             |
| 1st round                                 | 5              |
| 2nd-3rd rounds                            | 6              |
| 4th-7th rounds                            | 1              |
| Trade                                     | 3              |
| Waivers                                   | 1              |
| Free Agents                               | 6              |
| Unrestricted Free Agent                   | 3              |
| Undrafted Free Agents                     | 1              |
| Free Agent                                | 2              |

### 33 PRO BOWL SELECTIONS ON THIS YEAR'S ROSTER

Miami had 10 different players on the 2023 roster that combined for 33 Pro Bowl appearances, including six this year, the most by a Dolphins team since 2002.

**WR Tyreek Hill** has the most with eight – each season of his career. **CB Jalen Ramsey** has gone to seven straight Pro Bowls, **T Terron Armstead** has been selected five times. **CB Xavien Howard** has gone on four occasions, **CB Justin Bethel** has three Pro Bowl nods. **LB Bradley Chubb** has gone twice. **P Jake Bailey** was a Pro Bowl selection in 2020. And three Dolphins earned their first Pro Bowl selection in 2023 in **FB Alec Ingold**, **RB Raheem Mostert** and **QB Tua Tagovailoa**.



### SIX OF THE NFL'S TOP 100 PLAYERS

The Dolphins had six of the NFL's top 100 players this season, according to the league's players, as released on NFL+ in August.

No. 7: **WR Tyreek Hill**  
No. 36: **CB Jalen Ramsey**  
No. 44: **WR Jaylen Waddle**  
No. 81: **DT Christian Wilkins**  
No. 82: **QB Tua Tagovailoa**  
No. 83: **T Terron Armstead**

Miami was one of just five NFL teams with at least six players on the list, joining Dallas (7), the L.A. Chargers (6), Philadelphia (7) and San Francisco (8).

### HITTING ON DRAFT PICKS

In addition to drafting 12 of the team's starters, Grier has a history of drafting impact players.

Grier has drafted eight players who have signed contracts valued among the top 10 at their positions, including four of the highest paid, either for Miami or elsewhere:

| GRIER DRAFT PICKS WITH TOP 10 CONTRACTS AT THEIR POSITION |          |      |          |              |
|---|----------|------|----------|--------------|
| PLAYER  | DRAFT YR | TEAM | YR SIGND | RANK AT POS. |
| CB Xavien Howard  | 2016     | Mia. | 2019     | 1st          |
| KOR Jakeem Grant  | 2016     | Mia. | 2019     | 1st          |
| T Laremy Tunsil   | 2016     | Hou. | 2020     | 1st          |
| S Minkah Fitzpatrick                                      | 2018     | Pit. | 2022     | 1st          |
| K Jason Sanders   | 2018     | Mia. | 2021     | 4th          |
| LS Blake Ferguson   | 2020     | Mia. | 2023     | 8th          |
| LB Jerome Baker   | 2018     | Mia. | 2021     | 9th          |
| RB Kenyan Drake   | 2016     | LV   | 2021     | 10th         |





## McDANIEL LED DOLPHINS TO BACK-TO-BACK PLAYOFF BERTHS

The Miami Dolphins named **Mike McDaniel** head coach on Feb. 7, 2022. As a first-time head coach, McDaniel made quite the impact in his first two seasons leading the Dolphins.

### BACK-TO-BACK PLAYOFF BERTHS

**Head Coach Mike McDaniel** led the Dolphins to the playoffs in each of his two seasons as head coach. It was **Miami's first back-to-back trip to the playoffs since 1997-2001**, when they had five consecutive playoff berths.

**McDaniel became just the third coach in Dolphins history to make the playoffs in each of his first two seasons** at the helm, joining Hall of Famer **Don Shula** (1970-71) and **Dave Wannstedt** (2000-01).

### OFFENSE MAKES BIG STRIDES UNDER McDANIEL

McDaniel calls Miami's offensive plays and the offense made big strides since he arrived in 2022. Here is a look at how the offense performed the year before McDaniel's arrival (2021) compared to the seasons McDaniel has been at the helm.

In 2023, Miami led the league in total offense (401.3) for the first time in 30 years. The team also led the league in passing offense (265.5), yards per carry (5.1) and quarterback hits allowed (59).

#### MIAMI DOLPHINS OFFENSIVE RANKINGS

| CATEGORY         | 2021   |       | 2022   |       | 2023  |       |
|------------------|--------|-------|--------|-------|-------|-------|
|                  | RK.    | NO.   | RK.    | NO.   | RK.   | NO.   |
| Total Offense    | 25th   | 307.0 | 6th    | 364.5 | 1st   | 401.3 |
| Yards Per Play   | 29th   | 4.8   | 2nd    | 6.1   | 2nd   | 6.5   |
| Passing Offense  | 17th   | 214.8 | 4th    | 265.4 | 1st   | 265.5 |
| Net YPA          | 26th   | 5.9   | 2nd    | 7.7   | 2nd   | 8.0   |
| Rushing Offense  | 30th   | 92.2  | T-25th | 99.2  | 6th   | 135.8 |
| Yards Per Carry  | 31st   | 3.5   | 19th   | 4.3   | 1st   | 5.1   |
| First Downs      | 23rd   | 19.1  | 17th   | 20.1  | 6th   | 21.2  |
| Red Zone Offense | 12th   | 61.2  | 10th   | 60.0  | 2nd   | 65.5  |
| Scoring Offense  | 22nd   | 20.1  | 11th   | 23.4  | 2nd   | 29.2  |
| Sacks Allowed    | T-19th | 40    | T-9th  | 35    | T-4th | 31    |
| QB Hits Allowed  | 12th   | 87    | T-18th | 95    | 1st   | 59    |

### DEVELOPING PRO BOWL TALENT

The 2023 Dolphins had six players named to the initial Pro Bowl roster – **T Terron Armstead, WR Tyreek Hill, FB Alec Ingold, RB Raheem Mostert, CB Jalen Ramsey** and **QB Tua Tagovailoa**. It is the most players Miami has had initially selected to the Pro Bowl since 2002.

Hill, Ingold, Mostert and Tagovailoa were all selected as starters. **It is the first time since 1984 the Dolphins have had four offensive players named as starters.**



### HELPING TUA REACH HIS POTENTIAL

When McDaniel arrived in 2022, he began working with a quarterback entering his third NFL season in **QB Tua Tagovailoa**. McDaniel has helped Tagovailoa improve from 28th in passer rating in his first two NFL seasons (2020-21) to second in his last two (2022-23).

#### TUA TAGOVAILOA RANKINGS

| CATEGORY            | 2020-21 |       | 2022-23 |       |
|---------------------|---------|-------|---------|-------|
|                     | RANK    | NO.   | RANK    | NO.   |
| Passer Rating       | 28th    | 88.8  | 2nd     | 102.9 |
| Yards Per Attempt   | 33rd    | 6.59  | 2nd     | 8.51  |
| Passing Yards       | 25th    | 4,467 | 4th     | 8,172 |
| Completion Pct.     | 21st    | 66.2  | 5th     | 67.4  |
| Passing Touchdowns  | T-22nd  | 27    | 5th     | 54    |
| 25+ Yd. Completions | T-30th  | 22    | 5th     | 61    |

With **4,624 yards**, Tagovailoa led the NFL in passing yards in 2023. He became the first Dolphins player since **QB Dan Marino** in 1992 to do so.

### RE-WRITING THE RECORDBOOK

The Dolphins have re-written the recordbook in two seasons under McDaniel. **Since he arrived in 2022, the Dolphins have broken six team and 13 individual records, including:**

#### SINGLE-SEASON TEAM RECORDS BROKEN UNDER McDANIEL

| CATEGORY            | PLAYER         | NO.             |
|---------------------|----------------|-----------------|
| Total Touchdowns    | Raheem Mostert | 21 (2023)       |
| Rushing Touchdowns  | Raheem Mostert | 18 (2023)       |
| Rookie 100-Yd Games | De'Von Achane  | 4 (2023)        |
| Rushing Avg.        | De'Von Achane  | 7.8 (2023)      |
| Completion Pct.     | Tua Tagovailoa | 69.6 (2023)     |
| Receptions          | Tyreek Hill    | 119 (2022, '23) |
| Receiving Yards     | Tyreek Hill    | 1,799 (2023)    |
| 100-Yd Rec. Games   | Tyreek Hill    | 8 (2023)        |
| Rushing Avg.        | Team           | 5.06 (2023)     |
| Rushing Touchdowns  | Team           | 27 (2023)       |
| Sacks               | Team           | 56.0 (2023)     |

#### SINGLE-GAME TEAM RECORDS BROKEN UNDER McDANIEL

| CATEGORY            | PLAYER         | NO.            |
|---------------------|----------------|----------------|
| Rookie Touchdowns   | De'Von Achane  | 4 (9/24/23)    |
| Most PATs           | Jason Sanders  | 10 (9/24/23)   |
| Rookie Rushing Yds. | De'Von Achane  | 203 (9/24/23)  |
| Rushing Avg.        | De'Von Achane  | 13.7 (10/8/23) |
| Passing TDs         | Tua Tagovailoa | 6 (9/18/22)    |
| Points Scored       | Team           | 70 (9/24/23)   |
| Most Yards          | Team           | 726 (9/24/23)  |
| Most Rushing Yards  | Team           | 350 (9/24/23)  |



## TEAM NOTES

### DOLPHINS FINISH FIFTH IN POINT DIFFERENTIAL

The Dolphins went 11-6 and outscored their opponents 496-391 this season. **That's a point differential of +105, which ranked fifth in the NFL:**

| POINT DIFFERENTIAL LEADERS (2023) |      |     |     |       |
|-----------------------------------|------|-----|-----|-------|
| TEAM                              | REC  | PF  | PA  | DIFF. |
| 1. Baltimore                      | 13-4 | 483 | 280 | +203  |
| 2. Dallas                         | 12-5 | 509 | 315 | +194  |
| 3. San Francisco                  | 12-5 | 491 | 298 | +193  |
| 4. Buffalo                        | 11-6 | 451 | 311 | +140  |
| 5. MIAMI                          | 11-6 | 496 | 391 | +105  |
| 6. Kansas City                    | 11-6 | 371 | 294 | +77   |
| 7. New Orleans                    | 9-8  | 402 | 327 | +75   |
| 8. Detroit                        | 12-5 | 461 | 395 | +66   |
| 9. Cleveland                      | 11-6 | 396 | 362 | +34   |
| 10. Green Bay                     | 9-8  | 383 | 350 | +33   |

### MIAMI RANKED SECOND IN TOTAL YARDS MARGIN

Miami gained 6,822 yards and allowed 5,411 yards this season. **The 1,411 margin was second-best in the NFL:**

| TOTAL YARDS DIFFERENTIAL LEADERS (2023) |      |       |         |        |
|---|------|-------|---------|--------|
| TEAM                                    | REC  | YDS   | OPP YDS | DIFF.  |
| 1. San Francisco                        | 12-5 | 6,773 | 5,167   | +1,606 |
| 2. MIAMI                                | 11-6 | 6,822 | 5,411   | +1,411 |
| 3. Dallas                               | 12-5 | 6,317 | 5,095   | +1,222 |
| 4. Baltimore                            | 13-4 | 6,296 | 5,123   | +1,173 |
| 5. Buffalo                              | 11-6 | 6,366 | 5,222   | +1,144 |
| 6. Cleveland                            | 11-6 | 5,710 | 4,593   | +1,117 |
| 7. Kansas City                          | 11-6 | 5,972 | 4,926   | +1,046 |
| 8. Detroit                              | 12-5 | 6,712 | 5,714   | +998   |
| 9. L.A. Rams                            | 10-7 | 6,108 | 5,744   | +364   |
| 10. Minnesota                           | 7-10 | 5,912 | 5,664   | +248   |

Miami led the NFL in total offense (401.3) and ranked 10th in the league in total defense (318.3). The last time the Dolphins led the NFL in total offense was 1994 and the last time they were top 10 in total defense was 2010.

### MIAMI IMPROVED IN TURNOVER MARGIN

After a slow start in turnover margin, the Dolphins recovered to post a +2 margin during the regular season, tied for 12th in the NFL. **In the final six weeks, Miami was +7 in turnover margin, which was tied for the league lead in that span.**

Including the playoffs, Miami finished the season with a 12-game takeaway streak. **It is the longest active streak in the NFL.** No other team has a streak longer than four games.

### 2023 DOLPHINS SUPERLATIVES

The Dolphins were 9-0 in 2023 when holding opponents to 20 points or less and 10-1 when scoring 21+ points. Miami finished the season 11-1 in games they led at halftime and 7-3 in games they scored first.

### HILL EARNS UNANIMOUS FIRST-TEAM ALL-PRO SELECTION

**WR Tyreek Hill was named first-team All-Pro for the fifth time in his career, as he was a unanimous selection at wide receiver.** Hill was also named first-team All-Pro in 2016 (punt returner), 2018 (flex), 2020 (wide receiver) and 2022 (wide receiver).

Hill was one of three unanimous first-team selections, receiving all 50 first-place votes. The others were San Francisco RB Christian McCaffrey and San Francisco LB Fred Warner.

Hill becomes the ninth Dolphins player to earn back-to-back first-team Associated Press All-Pro honors. The others are S Dick Anderson (1972-73), C Jim Langer (1974-75), G Larry Little (1971-75), CB Sam Madison (1999-2000), QB Dan Marino (1984-86), S Jake Scott (1973-74), C Dwight Stephenson (1984-87) and LB Zach Thomas (1998-99, 2002-03).

### 2024 MIAMI DOLPHINS OPPONENTS

| HOME OPPONENTS |           |                |
|----------------|-----------|----------------|
| TEAM           | 2023 REC. | 2023 ROAD REC. |
| New England    | 4-13      | 3-5            |
| Buffalo        | 11-6      | 4-4            |
| N.Y. Jets      | 7-10      | 3-5            |
| Jacksonville   | 9-8       | 5-3            |
| Tennessee      | 6-11      | 1-7            |
| Las Vegas      | 8-9       | 2-6            |
| San Francisco  | 12-5      | 7-2            |
| Arizona        | 4-13      | 2-7            |

| ROAD OPPONENTS |           |                |
|----------------|-----------|----------------|
| TEAM           | 2023 REC. | 2023 HOME REC. |
| New England    | 4-13      | 1-8            |
| Buffalo        | 11-6      | 7-2            |
| N.Y. Jets      | 7-10      | 4-5            |
| Houston        | 10-7      | 6-3            |
| Indianapolis   | 9-8       | 4-5            |
| Cleveland      | 11-6      | 8-1            |
| L.A. Rams      | 10-7      | 5-3            |
| Seattle        | 9-8       | 5-3            |
| Green Bay      | 9-8       | 5-3            |





## OFFENSE NOTES

### DOLPHINS FINISH SEASON WITH LEAGUE'S TOP OFFENSE

The Dolphins **finished the year leading the NFL in total offense** and ranking second in scoring offense:

| NFL OFFENSIVE RANKINGS (2023) |      |       |
|-------------------------------|------|-------|
| CATEGORY                      | RANK | NO.   |
| Total Offense                 | 1st  | 401.3 |
| Passing Offense               | 1st  | 265.5 |
| Yards Per Rush                | 1st  | 5.1   |
| Explosive Plays of 10+ Yards  | 1st  | 255   |
| Scoring Offense               | 2nd  | 29.2  |
| Yards Per Play                | 2nd  | 6.5   |
| Net Yards Per Pass Attempt    | 2nd  | 8.0   |
| Red Zone Efficiency           | 2nd  | 65.5  |
| Rushing Offense               | 6th  | 135.8 |

It is the first time the Dolphins have led the NFL in total offense since 1994.

Miami was just 17 points and 114 total yards away from franchise records in each category and finished with the second most productive offense in team history.



### THREE OF MIAMI'S TOP 10 OFFENSIVE OUTPUTS OF ALL-TIME CAME IN 2023

The Dolphins got off to a quick start this season with 536 total yards and 36 points in a Week 1 win at the L.A. Chargers. **At the time it was the sixth-most yards in a game in team history.** Then Week 3 happened and Miami had 726 total yards and 70 points vs. Denver, **re-writing the team's record book.** The Dolphins totaled 524 yards in the Week 5 win vs. the N.Y. Giants, **giving them three of the team's top 10 highest yardage outputs just this season:**

| MOST TOTAL YARDS IN A GAME IN DOLPHINS HISTORY |          |      |      |      |
|--|----------|------|------|------|
| DATE   | OPP.     | RUSH | PASS | TOT. |
| 1. 9/24/23                                     | VS. DEN. | 350  | 376  | 726  |
| 2. 10/23/88                                    | vs. NYJ  | 63   | 521  | 584  |
| 3. 9/30/84                                     | at StL   | 132  | 420  | 552  |
| 4. 10/21/84                                    | at NE    | 236  | 316  | 552  |
| 5. 9/18/22                                     | at Bal.  | 86   | 461  | 547  |
| 6. 10/14/18                                    | vs. Chi. | 161  | 380  | 541  |
| 7. 9/10/23                                     | AT LAC   | 70   | 466  | 536  |
| 8. 10/25/81                                    | at Dal   | 148  | 381  | 529  |
| 9. 9/4/94                                      | vs. NE   | 69   | 456  | 525  |
| 10. 10/8/23                                    | VS. NYG  | 222  | 302  | 524  |
| 9/24/89  | vs. NYJ  | 78   | 446  | 524  |

### MIAMI'S EXPLOSIVE PLAYS

The Dolphins **led the NFL in all kinds of explosive play metrics**, including most plays of 10+ yards (255), and 50+ yards (12). They were third in most plays of 25+ yards (46):

| MOST 10+ YARD PLAYS (2023) |         |         |         |
|----------------------------|---------|---------|---------|
| TEAM                       | 50+ YDS | 25+ YDS | 10+ YDS |
| 1. MIAMI                   | 12      | 46      | 255     |
| 2. San Francisco           | 7       | 54      | 252     |
| 3. Detroit                 | 3       | 43      | 241     |
| 4. Dallas                  | 2       | 43      | 231     |
| 5. Baltimore               | 6       | 42      | 230     |

The 12 plays of 50+ yards were three more than any other NFL team in the regular season and Miami added a 13th in the playoffs.

### DOLPHINS LED NFL IN FEWEST QB HITS ALLOWED

Miami allowed quarterback hits on only 59 dropbacks and surrendered just 31.0 sacks in 2023, **despite starting 12 different offensive line combinations.** The 12 different combinations were second-most in the NFL behind the N.Y. Jets' 13.

Miami's 31.0 sacks allowed were **tied for the fourth-fewest in the NFL** while the 56 QB hits allowed were the lowest in the NFL by a significant margin:

| FEWEST QB HITS ALLOWED (2023) |      |
|-------------------------------|------|
| TEAM                          | QBHs |
| 1. MIAMI                      | 59   |
| 2. Philadelphia               | 69   |
| 3. Baltimore                  | 73   |
| 4. Buffalo                    | 75   |

| FEWEST SACKS ALLOWED (2023) |       |
|-----------------------------|-------|
| TEAM                        | SACKS |
| 1. Buffalo                  | 24.0  |
| 2. Kansas City              | 28.0  |
| 3. Green Bay                | 30.0  |
| 4. MIAMI                    | 31.0  |
| Detroit                     | 31.0  |

### MIAMI LED NFL IN PASSING OFFENSE

The Dolphins led the NFL in passing offense, averaging 265.5 net passing yards per game. Miami's 4,514 passing yards were fourth-most in a season in team history.

It is the first time the Dolphins led the league in passing since 1993, when they threw for 4,353 yards.

| NFL'S PASSING OFFENSE LEADERS (2023) |          |         |          |
|--------------------------------------|----------|---------|----------|
| TEAM                                 | PASS TDs | TOT YPG | PASS YPG |
| 1. MIAMI                             | 30       | 401.3   | 265.5    |
| 2. Detroit                           | 30       | 394.8   | 258.9    |
| 3. Dallas                            | 36       | 371.6   | 258.6    |
| 4. San Francisco                     | 33       | 398.4   | 257.9    |
| 5. Minnesota                         | 30       | 347.8   | 256.4    |



## OFFENSE NOTES

### DOLPHINS SCORE 70 IN WEEK 3 – THE NFL'S HIGHEST-SCORING PERFORMANCE SINCE 1966

The Dolphins put up 70 points and totaled 726 yards in their Week 3 win vs. Denver. **The effort broke or tied at least 13 franchise records and was tied for the third-most points scored in a game in NFL history:**

| MOST POINTS SCORED IN A GAME IN NFL HISTORY |            |               |  |      |
|---|------------|---------------|--|------|
| TEAM  | DATE       | OPP.          |  | PTS. |
| 1. Chicago                                  | 12/8/1940* | at Washington |  | 73   |
| 2. Washington                               | 11/27/1966 | N.Y. Giants   |  | 72   |
| 3. MIAMI                                    | 9/24/2023  | DENVER        |  | 70   |
| L.A. Rams                                   | 10/22/1950 | Baltimore     |  | 70   |
| 5. Rochester                                | 10/10/1920 | Ft. Porter    |  | 66   |

\* NFL Championship game

Miami's 726 yards were **second-most in a game in league history:**

| MOST YARDS IN A GAME IN NFL HISTORY |            |         |      |      |       |
|-------------------------------------|------------|---------|------|------|-------|
| TEAM                                | DATE       | OPP.    | RUSH | PASS | TOTAL |
| 1. LAR                              | 9/28/1951  | NYN     | 194  | 541  | 735   |
| 2. MIA.                             | 9/24/2023  | DEN.    | 350  | 376  | 726   |
| 3. Pit.                             | 12/13/1958 | Chi.    | 211  | 472  | 683   |
| 4. Was.                             | 11/4/1990  | at Det. | 194  | 482  | 676   |
| 5. SD                               | 12/20/1982 | Cin.    | 175  | 486  | 661   |

The Dolphins also **broke the franchise's single-game rushing record** with 350 yards on the ground that week.



### DOLPHINS FINISH WITH 4,000-YARD PASSER, 1,000-YARD RUSHER AND TWO 1,000-YARD RECEIVERS

For the first time in team history, the Dolphins had a 4,000-yard passer, a 1,000-yard rusher and two 1,000-yard receivers in the same season. Miami accomplished all of this before the end of Week 16, with two full games still remaining.

QB **Tua Tagovailoa** led the NFL with 4,624 passing yards. RB **Raheem Mostert** ranked 10th with 1,012 rushing yards. WR **Tyreek Hill** led the NFL with 1,799 receiving yards and WR **Jaylen Waddle** finished with 1,014 receiving yards.

### TAGOVAILOA WAS THE NFL'S LEADER IN PASSING YARDS

QB **Tua Tagovailoa** passed for 4,624 yards in 2023. The total was a career high for the fourth-year quarterback and led all NFL players this year:

| NFL LEADERS IN PASSING YARDS (2023) |      |        |       |  |
|-------------------------------------|------|--------|-------|--|
| PLAYER                              | TEAM | RATING | YARDS |  |
| 1. TUA TAGOVAILOA                   | MIA. | 101.1  | 4,624 |  |
| 2. Jared Goff                       | Det. | 97.9   | 4,575 |  |
| 3. Dak Prescott                     | Dal. | 105.9  | 4,516 |  |
| 4. Josh Allen                       | Buf. | 92.2   | 4,306 |  |
| 5. Brock Purdy                      | SF   | 113.0  | 4,280 |  |

The last Dolphins quarterback to lead the NFL in passing yards in a season was QB **Dan Marino** in 1992 (4,116). Marino led the league in passing five times in his career.

Tagovailoa finished fifth in passer rating (101.1), tied for fifth in passing touchdowns (29) and second in yards per attempt (8.3) this season. He and San Francisco QB **Brock Purdy** are the only NFL players to post a 100+ passer rating in each of the past two years.

His 4,624 passing yards were the third-most in franchise history behind only Marino's record-breaking 5,084 passing yards in 1984 and his 4,746 yards in 1986.

Tagovailoa threw 29 touchdown passes in the regular season, which was fifth-most in Dolphins history.

In September, Tagovailoa became the first Dolphins player in 30 years to win AFC Offensive Player of the Month (Scott Mitchell, 1993).

### TUA POSTS BEST COMPLETION PERCENTAGE IN TEAM HISTORY

QB **Tua Tagovailoa** completed 388-of-560 passes this season, good for a 69.3 completion percentage.

His 69.3 completion percentage was the best in a season in Dolphins history by nearly a full percentage point:

| DOLPHINS SINGLE-SEASON COMPLETION PERCENTAGE LEADERS |      |         |      |  |
|--|------|---------|------|--|
| PLAYER   | YEAR | CMP-ATT | PCT. |  |
| 1. TUA TAGOVAILOA                                    | 2023 | 388-560 | 69.3 |  |
| 2. Ryan Fitzpatrick                                  | 2020 | 183-267 | 68.5 |  |
| 3. TUA TAGOVAILOA                                    | 2021 | 263-388 | 67.8 |  |
| 4. Chad Pennington                                   | 2008 | 321-476 | 67.4 |  |
| 5. Ryan Tannehill                                    | 2016 | 261-389 | 67.1 |  |

Tagovailoa's 66.9 career completion percentage is just 0.7 shy of the team record set by QB **Chad Pennington** (67.6) from 2008-10.



## OFFENSE NOTES

### TAGOVAILOA EXCELS ON THIRD DOWNS

Tagovailoa is the NFL's highest-rated passer on **third down** since Mike McDaniel became the head coach and offensive play-caller in 2022:

#### NFL LEADERS IN THIRD DOWN PASSER RATING (SINCE 2022) (min. 100 attempts)

| PLAYER             | TEAM          | RATING |
|--------------------|---------------|--------|
| 1. TUA TAGOVAILOA  | MIAMI         | 113.6  |
| 2. Brock Purdy     | San Francisco | 110.8  |
| 3. Patrick Mahomes | Kansas City   | 109.3  |
| 4. Joe Burrow      | Cincinnati    | 106.7  |
| 5. Kirk Cousins    | Minnesota     | 104.8  |

### DOLPHINS ARE 25-12 IN TAGOVAILOA'S LAST 37 STARTS

Miami has won 25 of the past 37 regular-season games started by **QB Tua Tagovailoa**. That is tied for the **fifth-best winning percentage** by a starting quarterback, dating back to Nov. 21, 2021.

#### BEST QB START WINNING PERCENTAGE SINCE NOV. 21, 2021 (min. 25 regular season starts)

| PLAYER             | TEAM | W  | L  | PCT. |
|--------------------|------|----|----|------|
| 1. Jalen Hurts     | Phi. | 29 | 8  | .784 |
| 2. Patrick Mahomes | KC   | 30 | 10 | .750 |
| 3. Lamar Jackson   | Bal. | 22 | 9  | .710 |
| 4. Josh Allen      | Buf. | 29 | 12 | .707 |
| 5. TUA TAGOVAILOA  | MIA. | 25 | 12 | .676 |
| Dak Prescott       | Dal. | 25 | 12 | .676 |

### HILL FINISHES AS NFL'S RECEIVING LEADER

WR Tyreek Hill finished the regular season with 119 receptions for 1,799 yards (15.1 avg.) and 13 TDs.

Despite missing Week 15, his 1,799 receiving yards led the NFL. Hill became the first player in Dolphins history to lead the league in receiving yards in a full season. His 13 touchdown receptions were tied for the league lead.

Hill's 1,799 receiving yards are the most in franchise history, breaking the record he set in 2022 (1,710).

#### MOST RECEIVING YARDS IN A SEASON IN DOLPHINS HISTORY

| PLAYER           | YEAR | REC. YDS. |
|------------------|------|-----------|
| 1. TYREEK HILL   | 2023 | 1,799     |
| 2. TYREEK HILL   | 2022 | 1,710     |
| 3. Mark Clayton  | 1984 | 1,389     |
| 4. Jaylen Waddle | 2022 | 1,356     |
| 5. Mark Duper    | 1986 | 1,313     |

Hill is the first player in NFL history to have 1,700+ receiving yards in multiple seasons. His 1,799 receiving yards are 7th most in NFL history:

#### MOST RECEIVING YARDS IN NFL HISTORY (SINGLE SEASON)

| PLAYER              | TEAM | YEAR | REC. YDS. |
|---------------------|------|------|-----------|
| 1. Calvin Johnson   | Det. | 2012 | 1,964     |
| 2. Cooper Kupp      | LAR  | 2021 | 1,947     |
| 3. Julio Jones      | Atl. | 2015 | 1,871     |
| 4. Jerry Rice       | SF   | 1995 | 1,848     |
| 5. Antonio Brown    | Pit. | 2015 | 1,834     |
| 6. Justin Jefferson | Min. | 2022 | 1,809     |
| 7. TYREEK HILL      | MIA. | 2023 | 1,799     |
| 8. Isaac Bruce      | StL  | 1995 | 1,781     |

He has 15 100-yard receiving games since joining the team in 2022 and had eight in 2023, which tied the single-season franchise record set by WR Mark Duper in 1986.

Hill's 119 receptions tied his own team record:

#### MOST RECEPTIONS IN A SEASON IN TEAM HISTORY

| PLAYER           | YEAR | REC. |
|------------------|------|------|
| 1. TYREEK HILL   | 2023 | 119  |
| TYREEK HILL      | 2022 | 119  |
| 3. Jarvis Landry | 2017 | 112  |
| 4. Jarvis Landry | 2015 | 110  |
| 5. Jaylen Waddle | 2022 | 104  |

He has 110+ receptions in three straight years (2021-23). He's just the third player in NFL history to do this, joining WR Antonio Brown (2013-15) and his position coach, WR Wes Welker (2007-09).

### WADDLE POSTS THREE STRAIGHT 1,000-YARD SEASONS

In his first NFL season in 2021, WR Jaylen Waddle broke a NFL rookie record with 104 receptions.

In his sophomore year, Waddle surpassed 1,000 yards for the second time. His 1,356 receiving yards in 2022 were seventh in the league and his 18.1 yards per reception led the NFL.

Waddle finished 2023 with 1,014 receiving yards, making him the first player in franchise history to post three straight 1,000-yard receiving seasons.

He is the ninth receiver in NFL history to begin a career with three straight 1,000-yard seasons:

#### NFL PLAYERS TO BEGIN CAREERS WITH THREE STRAIGHT 1,000-YARD RECEIVING SEASONS

| PLAYER            | TEAM | YEARS     | NO. |
|-------------------|------|-----------|-----|
| 1. Mike Evans     | TB   | 2014-23   | 10  |
| 2. Randy Moss     | Min. | 1998-2003 | 6   |
| 3. A.J. Green     | Cin. | 2011-15   | 5   |
| 4. Michael Thomas | NO   | 2016-19   | 4   |
| 5. JAYLEN WADDLE  | MIA. | 2021-23   | 3   |
| Ja'Marr Chase     | Cin. | 2021-23   | 3   |
| Justin Jefferson  | Min. | 2020-22   | 3   |
| Odell Beckham Jr. | NYG  | 2014-16   | 3   |
| John Jefferson    | SD   | 1978-80   | 3   |





## OFFENSE NOTES

### MOSTERT RE-WROTE DOLPHINS TOUCHDOWN RECORDS IN 2023

**RB Raheem Mostert** finished the season with 18 rushing touchdowns and 21 total scores (18 rushing, 3 receiving). **Both marks were Dolphins single-season records.**

Mostert's 18 rushing scores were the most in a Dolphins season, breaking the record set by **RB Ricky Williams**, who had 16 rushing TDs in 2002.

| MOST RUSHING TOUCHDOWNS IN A SEASON IN DOLPHINS HISTORY |      |             |  |
|---|------|-------------|--|
| PLAYER  | YEAR | RUSHING TDs |  |
| 1. RAHEEM MOSTERT                                       | 2023 | 18          |  |
| 2. Ricky Williams                                       | 2002 | 16          |  |
| 3. Karim Abdul-Jabbar                                   | 1997 | 15          |  |
| 4. Lamar Smith  | 2000 | 14          |  |

His **21 total touchdowns** were tied for the NFL lead in 2023 (RB Christian McCaffrey) and **were the most ever in a Dolphins season, breaking a record held by WR Mark Clayton**, who had 18 in 1984:

| MOST TOTAL TOUCHDOWNS IN A SEASON IN DOLPHINS HISTORY |      |                      |  |
|---|------|----------------------|--|
| PLAYER  | YEAR | TOTAL TDs            |  |
| 1. RAHEEM MOSTERT                                     | 2023 | 21 (18 RUSH, 3 REC.) |  |
| 2. Mark Clayton                                       | 1984 | 18 (18 rec.)         |  |
| 3. Ricky Williams                                     | 2002 | 17 (16 rush, 1 rec.) |  |

Mostert's 18 rushing touchdowns were three more than any other NFL player this season, making him the first Dolphins player to be the sole league leader in rushing touchdowns since **RB Mercury Morris** did so in 1972 (12):

| MOST RUSHING TOUCHDOWNS IN THE NFL (2023) |      |             |
|---|------|-------------|
| PLAYER                                    | TEAM | RUSHING TDs |
| 1. RAHEEM MOSTERT                         | MIA. | 18          |
| 2. Jalen Hurts                            | Phi. | 15          |
| Josh Allen                                | Buf. | 15          |
| 4. Christian McCaffrey                    | SF   | 14          |

Mostert is just the second undrafted NFL player since at least 1967 to record 21+ touchdowns in a season, joining **RB Priest Holmes**, who had 27 touchdowns in 2003 and 24 touchdowns in 2002.

### MOSTERT TOPPED 1,000 YARDS FOR FIRST TIME IN CAREER

**RB Raheem Mostert** topped 1,000 rushing yards in 2023 with 1,012. **He is Miami's first 1,000-yard rusher since RB Jay Ajayi in 2016 (1,272).**

The 31-year-old Mostert became the second-oldest player in NFL history to rush for 1,000 yards for the first time in his career. The only player who was older was Pittsburgh **RB John Henry Johnson**, who topped 1,000 rushing yards (1,141) for the first time in his career in 1962 at the age of 33.

Mostert was the first player in his 30s to rush for 1,000+ yards since Washington **RB Adrian Peterson** ran for 1,042 yards in 2018 at the age of 33.

### DOLPHINS BROKE MULTIPLE TEAM RUSHING RECORDS

Miami scored 27 rushing touchdowns in 2023, **breaking the team record for rushing touchdowns in a season.** The Dolphins rushed for 26 scores in 1972 and 1975.

Of those 27 rushing touchdowns, 18 of them came from **RB Raheem Mostert** while **RB De'Von Achane** had eight. **RB Salvon Ahmed** also had one.

The Dolphins averaged 5.06 yards per carry in 2023, **breaking the team record of 5.00 set in 1971.**

### ACHANE BROKE NFL YARDS PER CARRY RECORD

**RB De'Von Achane** totaled 103 carries for 800 yards in 2023, averaging 7.8 yards per carry. **It was the best rushing average of any running back in NFL history with a minimum of 100 carries in a season:**

| BEST RUSHING AVG. BY A RB IN SINGLE-SEASON NFL HISTORY<br>(min. 100 carries) |      |      |      |       |      |  |
|--|------|------|------|-------|------|--|
| PLAYER   | TEAM | YEAR | ATT. | YDS.  | AVG. |  |
| 1. DE'VON ACHANE   | MIA. | 2023 | 103  | 800   | 7.8  |  |
| 2. Mercury Morris  | Mia. | 1973 | 149  | 954   | 6.4  |  |
| 3. Jamaal Charles  | KC   | 2010 | 230  | 1,467 | 6.4  |  |
| 4. Rashaad Penny   | Sea. | 2021 | 119  | 749   | 6.3  |  |
| 5. Barry Sanders   | Det. | 1997 | 335  | 2,053 | 6.1  |  |

### ACHANE HAD 11 SCORES IN FIRST 11 CAREER GAMES

**RB De'Von Achane** finished the season with touchdowns in back-to-back weeks at Baltimore and vs. Buffalo, and had nine scores (seven rushing, two receiving) in his first six games. **The nine touchdowns tied RB Gale Sayers for the second-most by a player in his first six career games in NFL history.** Only **RB Eric Dickerson** had more (10).

### ACHANE HAD FOUR 100-YARD GAMES IN ROOKIE YEAR

**RB De'Von Achane** burst onto the scene early in 2023, rushing for 100+ yards in three straight games in Week 3 (vs. Denver), Week 4 (at Buffalo) and Week 5 (vs. N.Y. Giants). His efforts included a 203-yard performance against the Broncos, the most single-game rushing yards by an NFL player in 2023. Another 100-yard game in Week 17 at Baltimore gave him four for the season, **tied for the most by a rookie in franchise history:**

| MOST 100-YARD RUSHING GAMES BY A ROOKIE IN DOLPHINS HISTORY |      |     |  |
|---|------|-----|--|
| PLAYER  | YEAR | NO. |  |
| 1. DE'VON ACHANE  | 2023 | 4   |  |
| Karim Abdul-Jabbar  | 1996 | 4   |  |
| 3. Troy Stradford   | 1987 | 3   |  |
| Benny Malone  | 1974 | 3   |  |



## DEFENSE NOTES

### DOLPHINS FINISH WITH TOP 10 DEFENSE

The Dolphins finished the year ranked **10th in total defense, allowing just 318.3 yards per game. It was the first time Miami finished a season with a top 10 defense since 2010 (6th, 309.3).** The Dolphins were in the league's top 10 of many defensive categories:

| NFL DEFENSIVE RANKINGS (2023) |      |       |
|-------------------------------|------|-------|
| CATEGORY                      | RANK | NO.   |
| Quarterback Hits              | 1st  | 131   |
| Sacks                         | 3rd  | 56.0  |
| Yards Per Rush                | 6th  | 3.8   |
| Rushing Defense               | 7th  | 97.1  |
| Total Defense                 | 10th | 318.3 |
| Yards Per Play                | 10th | 5.1   |

### NEW TEAM SACKS RECORD


The Dolphins finished the season with 56.0 sacks and 131 quarterback hits. **The 56.0 sacks shattered the previous team record of 49.0:**

| MOST TEAM SACKS IN DOLPHINS HISTORY |                        |             |
|-------------------------------------|------------------------|-------------|
| YEAR                                | SACK LEADER            | TOTAL SACKS |
| 1. 2023                             | BRADLEY CHUBB (11.0)   | 56.0        |
| 2. 2005                             | Jason Taylor (12.0)    | 49.0        |
| 1983                                | Doug Betters (16.0)    | 49.0        |
| 4. 2021                             | Emmanuel Ogbah (9.0)   | 48.0        |
| 2000                                | Trace Armstrong (16.5) | 48.0        |

**The 56.0 sacks were third in the NFL and the 131 quarterback hits were 12 more than anybody else:**

| MOST SACKS IN THE NFL (2023) |      |       |
|------------------------------|------|-------|
| TEAM                         | QBHS | SACKS |
| 1. Baltimore                 | 114  | 60.0  |
| 2. Kansas City               | 119  | 57.0  |
| 3. MIAMI                     | 131  | 56.0  |
| 4. Buffalo                   | 110  | 54.0  |
| 5. Indianapolis              | 100  | 51.0  |

**Miami recorded a sack in every game in the 2023 regular season and had a nine-game streak with multiple sacks snapped in Week 14 vs. Tennessee.** It was tied for the second-longest such streak in team history and just one shy of the team record. Miami led the NFL with 27.0 sacks from Week 11 through the end of the season.



The Dolphins had two players record double-digit sacks in **LB Bradley Chubb (11.0) and DT Zach Sieler (10.0).** **It is just the third time since individual sacks have been tracked by the NFL (since 1982) that Miami had two players with 10+ sacks in the same season.**

Miami also did this in 2003 (**DE Adewale Ogunleye & DE Jason Taylor**) and 2000 (**DE Trace Armstrong & DE Jason Taylor**). Prior to 2023, no Dolphin had 10+ sacks in a season since **DE Cameron Wake** did in 2017.

**DT Christian Wilkins** added 9.0 more sacks, making this **the only Dolphins team to ever have three players with 9+ sacks in a season.**

### MIAMI HAD FOUR PICK-SIXES IN 2023

The Dolphins defense **scored on interceptions returned for touchdowns four times this season.**

The last time Miami had four pick-sixes in a season was **2001**. It was the second-most in the NFL this season behind only Dallas (five) and just one shy of the team record of five set in 2001.

**LB Jerome Baker** had a 22-yard pick-six off Eagles **QB Jalen Hurts** in Week 7 at Philadelphia.

**S Jevon Holland** had the third-longest interception return for a touchdown in team history when he took one back 99 yards at the end of the first half in Week 12 at the N.Y. Jets.

In Week 13, **LB Andrew Van Ginkel** had a 33-yard pick-six off Washington **QB Sam Howell**.

In Week 14, **DT Zach Sieler** intercepted Tennessee **QB Will Levis** and returned it five yards for a score.

**It was the first time in Dolphins history they've recorded a pick-six in three consecutive games.** Miami is one of just six NFL teams to have a three-game streak since the year 2000:

| TEAMS WITH 3 STRAIGHT GAMES WITH A PICK-SIX (SINCE 2000) |         |       |
|--|---------|-------|
| TEAM   | YEAR(S) | GAMES |
| 1. Tampa Bay   | 2002    | 4     |
| 2. MIAMI   | 2023    | 3     |
| New England  | 2022    | 3     |
| Tennessee  | 2018-19 | 3     |
| Chicago  | 2012    | 3     |
| Buffalo  | 2011    | 3     |

**Sieler** came one yard shy of making it four straight games with a defensive score when he was tackled at the 1-yard line on a fumble return in Week 15 vs. the N.Y. Jets. Miami scored on the next play.



## DEFENSE NOTES

The Dolphins finished the season with a **takeaway in 12 straight games, including the postseason contest**. No other team had an active streak longer than four games at the end of Wild Card weekend. **It is the longest streak by the team since the 2020 season, when Miami had takeaways in 13 consecutive contests.**

### MIAMI'S DEFENSE EXCELLED AT HOME

The Dolphins posted a **7-2 mark in home games in 2023**, and the defense played a big part in the success at Hard Rock Stadium.

The Dolphins defense allowed just **13 offensive touchdowns in nine home games in 2023**. Miami's 14.2 points allowed on defense per home game was third in the NFL.

Miami allowed just 78.4 rushing yards per game at home, **which was best in the NFL by more than five yards per game**. The Dolphins also ranked in the top 10 at home in first downs allowed (T-6th, 17.2) and third-down conversions (7th, 34.5).

### DEFENSE HAD SEVERAL NOTABLE GAMES IN 2023

Miami's defense came up big in several different games during the 2023 season.

#### WEEK 1 – AT L.A. CHARGERS

With less than two minutes remaining, the Dolphins led by two and needed a stop to win the game. On first down, pressure from **CB Justin Bethel** forced Herbert to throw the ball away and take an intentional grounding penalty. On second down, **DT Zach Sieler** brought down Herbert for a loss of 8 yards. Then on fourth-and-12, Bethel and **LB Jaelen Phillips** split a sack to win the game. **It was Bethel's 177th career game and his first sack.**

#### WEEK 2 – AT NEW ENGLAND

New England got the ball with just over two minutes remaining near midfield, needing a touchdown to tie or win the game. **LB Bradley Chubb had a big first-down sack of QB Mac Jones**. A few plays later, New England had a fourth-down play that ended with a lateral and **S Jevon Holland** and **LB Andrew Van Ginkel** making a defensive stop just short of the line to gain.

#### WEEK 3 – VS. DENVER

Helped the Dolphins score 70 points by recording three takeaways in the contest, **giving the Dolphins offense starting field position inside Denver's 10-yard line twice.**

**S Jevon Holland** had two of those takeaways when he forced fumbles by Denver WR Courtland Sutton.

One was recovered by **LB Andrew Van Ginkel** and returned to the Denver 3-yard line, and the other was recovered by **CB Kader Kohou** down the field. Another Holland forced fumble was recovered by the Broncos. **His three forced fumbles were the most in a game by any Dolphins player since at least 1991.**

#### WEEK 5 – VS. N.Y. GIANTS

Held the N.Y. Giants **without an offensive touchdown** and limited them to just 268 total yards and only 85 rushing yards.

#### WEEK 9 – AT KANSAS CITY (IN GERMANY)

Limited two-time NFL MVP QB Patrick Mahomes to **his lowest regular-season passing output (185) since 2021.**

#### WEEK 11 – VS. LAS VEGAS

Held the Raiders to **their lowest rushing total in six years (36).**

#### WEEK 12 – AT N.Y. JETS

Limited the Jets to **their lowest rushing output in 17 years (29 yards).**

#### WEEK 13 – AT WASHINGTON

Miami held the NFL's leading passer at the time (Sam Howell) to **a career-low 120 passing yards.**

#### WEEK 15 – VS. N.Y. JETS

**The Dolphins posted their first shutout since Oct. 18, 2020**, also vs. the Jets. Despite missing five defensive starters due to injury, Miami had four takeaways and held the Jets to just 103 total yards. **It was the second-fewest yards allowed by the Dolphins in any game in team history:**

| FEWEST YARDS ALLOWED IN A GAME IN DOLPHINS HISTORY |                 |            |
|--|-----------------|------------|
| OPPONENT   | DATE            | YDS.       |
| 1. vs. Buffalo                                     | 10/21/73        | 76         |
| 2. <b>VS. N.Y. JETS</b>                            | <b>12/17/23</b> | <b>103</b> |
| 3. vs. New England                                 | 10/17/71        | 117        |
| 4. vs. Denver                                      | 10/16/66        | 118        |
| vs. Buffalo  | 9/21/03         | 118        |





## DEFENSE NOTES

### CHUBB TIED FOR NFL LEAD WITH SIX FORCED FUMBLES

LB **Bradley Chubb** was acquired in a trade with Denver on Nov. 1, 2022 and had one of the best seasons of his career in his first full year with the Dolphins.

Chubb led the team with 11.0 sacks and tied for the NFL lead with six forced fumbles in 2023:

| NFL FORCED FUMBLES LEADERS (2023) |      |     |
|-----------------------------------|------|-----|
| PLAYER                            | TEAM | FFs |
| 1. <b>BRADLEY CHUBB</b>           | MIA. | 6   |
| Antoine Winfield Jr.              | TB   | 6   |
| 3. Khalil Mack                    | LAC  | 5   |
| Trent McDuffie                    | KC   | 5   |
| 5. Several tied                   |      | 4   |

Chubb had his best game as a Dolphin in Week 15 vs. the N.Y. Jets, when he led the team with seven tackles, 3.0 sacks, two forced fumbles and one fumble recovery. **He became the first Dolphin to have three sacks in a game since LB Jaelen Phillips on Nov. 28, 2021 vs. Carolina.** The performance earned him AFC Defensive Player of the Week honors.

**Chubb** had a sack in four consecutive games earlier this season from Oct. 15, 2023 to Nov. 5, 2023.

He had a quarterback hit in 14 of his 16 games played and **became the first Dolphins player with double-digit sacks in a season since 2017, when DE Cameron Wake had 10.5.**



### SIELER WAS ONE OF THE NFL'S TOP D-TACKLES IN 2023

DT **Zach Sieler** signed a contract extension prior to the 2023 season and had the best year of his career.

His 10.0 sacks were **third-most among all NFL defensive tackles this season and the most by a defensive tackle in Dolphins history.**

| 2023 SACK LEADERS (DEFENSIVE TACKLES) |      |       |
|---------------------------------------|------|-------|
| PLAYER                                | TEAM | SACKS |
| 1. Justin Madubuike                   | Bal. | 13.0  |
| 2. Chris Jones                        | KC   | 10.5  |
| 3. <b>ZACH SIELER</b>                 | MIA. | 10.0  |
| 4. Ed Oliver                          | Buf. | 9.5   |
| 5. <b>CHRISTIAN WILKINS</b>           | MIA. | 9.0   |

| DOLPHINS SINGLE-SEASON SACK LEADERS (DEFENSIVE TACKLES) |      |       |
|---|------|-------|
| PLAYER  | YEAR | SACKS |
| 1. <b>ZACH SIELER</b>                                   | 2023 | 10.0  |
| 2. <b>CHRISTIAN WILKINS</b>                             | 2023 | 9.0   |
| 3. Bob Baumhower  | 1983 | 8.0   |
| 4. Randy Starks   | 2009 | 7.0   |
| Mike Charles  | 1985 | 7.0   |

Sieler was tied for seventh among all NFL defensive tackles in tackles for loss (11) and was tied for fifth – along with **DT Christian Wilkins** – in tackles (63).

**He also scored a touchdown in Week 14 vs. Tennessee on a 5-yard interception return.**



### WILKINS LEADS NFL D-LINEMEN IN TACKLES SINCE 2019

DT **Christian Wilkins** just finished his fifth NFL season. He was a first-round pick (13th overall) by Miami in the 2019 NFL Draft.

Wilkins was third on the team with 9.0 sacks this year, far surpassing his previous career high of 4.5 set in 2021. **His 9.0 sacks were fifth-most by any NFL defensive tackle this season** while his 63 tackles were tied for fifth with teammate **DT Zach Sieler**.

**Wilkins has more tackles than any NFL defensive lineman since 2019, the year he was drafted:**

| MOST TACKLES BY A D-LINEMAN (SINCE 2019) |         |      |       |      |
|--|---------|------|-------|------|
| PLAYER                                   | TEAMS   | SOLO | ASST. | TOT. |
| 1. <b>CHRISTIAN WILKINS</b>              | MIA.    | 202  | 151   | 353  |
| 2. DeForest Buckner                      | SF/Ind. | 199  | 143   | 342  |
| 3. Cameron Heyward                       | Pit.    | 198  | 135   | 333  |
| 4. Maxx Crosby                           | Oak/LV  | 204  | 115   | 319  |
| 5. Sam Hubbard                           | Cin.    | 184  | 134   | 318  |



## DEFENSE NOTES

### RAMSEY TOTALED THREE INTERCEPTIONS AFTER RETURN FROM INJURY

CB Jalen Ramsey missed the first seven games of the 2023 season due to an injury suffered in training camp, but his presence was immediately felt when he returned, and he earned a Pro Bowl selection in his first year with Miami.

In the 10 regular-season games Ramsey played, he picked off three passes, which was tied for seventh in the NFL since his return in Week 8.

In Ramsey's first Dolphins game, he intercepted a pass by Patriots QB Mac Jones and returned it 49 yards near the end of the first half, leading to a field goal that gave Miami a 17-7 halftime lead.

The seven-time Pro Bowl selection also forced a fumble in the second quarter that was ultimately nullified by a Patriots penalty.

Then in Week 11 vs. Las Vegas, he picked off QB Aidan O'Connell twice in the second half, including an interception in the end zone with less than a minute remaining in a one-score game, sealing Miami's victory and earning AFC Defensive Player of the Week honors.



### PHILLIPS HAD SACKS IN FIVE STRAIGHT GAMES

LB Jaelan Phillips was limited to only eight games in 2023 due to injuries, but made an impact when he was on the field. His 6.5 sacks were fourth on the team.

Prior to his season-ending injury in Week 12, Phillips had a sack in five straight games. His five-game sack streak was tied for the fourth-longest streak in the NFL in 2023 and is the longest by a Dolphin since DE Emmanuel Ogbah's six-game streak in 2020.

### LONG LED TEAM IN TACKLES IN HIS FIRST SEASON WITH DOLPHINS

LB David Long Jr. signed with Miami as an unrestricted free agent from Tennessee in 2023 and made an immediate impact with the Dolphins.

In 2023, Long started all 17 games for the first time in his career and led the team with 110 tackles (62 solo). It is the first 100-tackle season of his career. Long's nine tackles for loss were fourth on the team.

### HOLLAND HAD STANDOUT PERFORMANCES THIS SEASON

S Jevon Holland finished the 2023 season with three forced fumbles, tied for 11th-most in the NFL.

His most memorable moment of the season came at the end of the first half on Black Friday at the N.Y. Jets. On a Hail Mary attempt on the final play of the half, Holland picked off the pass and ran it back 99 yards for a touchdown. It was the third-longest interception return for a touchdown in Dolphins history and gave Miami a 17-6 halftime lead.

In the Week 1 win at the L.A. Chargers, he recorded a career-high 14 tackles (10 solo). It was the most tackles by a Dolphins player since LB Jerome Baker had 16 on Sept. 13, 2020 at New England.

All three of Holland's forced fumbles came in the Week 3 win vs. Denver. It was the first time since at least 1991 a Dolphins player forced at least three fumbles in a game and he became the first NFL player to force three fumbles in a game since 2020, when three players did it (Randy Gregory, Foye Oluokun and Haason Reddick).

### HOWARD LEADS THE NFL IN INTERCEPTIONS SINCE 2017

CB Xavien Howard is a four-time Pro Bowl player (2018, 2020-22) and recorded one interception and 12 passes defended in 2023.

He joined Philadelphia CB James Bradberry as the only NFL players with 12+ passes defended in each of the past four seasons (2020-23).

Howard's 29 career interceptions are tied for fourth in Dolphins history and are the most in the NFL since 2017.

His 95 career passes defended are the second-most in team history (Sam Madison, 104) since passes defended began being tracked in 1991.





## SPECIAL TEAMS NOTES

### SANDERS IS MOST ACCURATE KICKER IN TEAM HISTORY

**K Jason Sanders** had one of his best seasons of his six-year career in 2023. **Over the final 15 games of the season, he missed just two kicks** – a 50-yard field goal and a 44-yarder that was blocked. **During that span, he made 20-of-22 field goals (90.9) pct. and all 52 of his PAT opportunities.** It improved his career field goal percentage to **83.3 (150-of-180), which is the best in Dolphins history.**

#### DOLPHINS ALL-TIME FG% LEADERS (min. 50 att.)

| PLAYER              | YEARS     | FGM | FGA | PCT. |
|---------------------|-----------|-----|-----|------|
| 1. J. SANDERS       | 2018-23   | 150 | 180 | 83.3 |
| 2. Dan Carpenter    | 2008-12   | 127 | 155 | 81.9 |
| 3. Olindo Mare      | 1997-2006 | 245 | 303 | 80.1 |
| 4. Pete Stoyanovich | 1989-95   | 176 | 222 | 79.3 |

In the Week 3 win vs. Denver, Sanders was a perfect 10-for-10 on extra points, **breaking the NFL record for most PATs in a game.**

**Sanders' 58 extra points made in 2023 were second-most in team history.**

#### MOST EXTRA POINTS IN A SEASON IN DOLPHINS HISTORY

| PLAYER              | YEAR | XPM | XPA | PCT. |
|---------------------|------|-----|-----|------|
| 1. Uwe von Schamann | 1984 | 66  | 70  | 94.3 |
| 2. JASON SANDERS    | 2023 | 58  | 59  | 98.3 |
| 3. Fuad Reveiz      | 1986 | 52  | 55  | 94.5 |

In Miami's playoff-clinching win vs. Dallas in Week 16, **Sanders made all five of his field goal attempts, including a 29-yard game-winner as time expired.** His efforts earned him AFC Special Teams Player of the Week honors.

Three of Sanders' makes in that game came from 50+ yards out as **he became the first kicker in Dolphins history to make three 50+ yard field goals in the same game.** His 57-yard kick in the first quarter was the **fifth-longest made field goal in Dolphins history.**

#### LONGEST FIELD GOALS MADE IN DOLPHINS HISTORY

| PLAYER              | DATE     | OPP.            | LG |
|---------------------|----------|-----------------|----|
| 1. Dan Carpenter    | 12/5/10  | vs. Cleveland   | 60 |
| 2. Pete Stoyanovich | 11/12/89 | at N.Y. Jets    | 59 |
| 3. Pete Stoyanovich | 1/5/91*  | vs. Kansas City | 58 |
| Dan Carpenter       | 1/1/12   | vs. N.Y. Jets   | 58 |
| 5. JASON SANDERS    | 12/24/23 | VS. DALLAS      | 57 |

\* Playoff game

### FORMER HURRICANE BERRIOS WAS MIAMI'S PRIMARY RETURNER

**WR Braxton Berrios** was an all-conference player at the University of Miami and returned to Hard Rock Stadium in 2023 in his first season with the Dolphins. **He surpassed 1,000 career punt return yards in Miami's Week 16 win vs. Dallas.**

Berrios was a reliable returner for Miami, handling both kickoff and punt returns. **He managed 66 total kicks for the Dolphins without losing one fumble.** Berrios finished 10th in both punt return average (10.2, min. 20 returns) and kickoff return average (24.5, min. 10 returns).

Since making his NFL debut with the N.Y. Jets in 2019, **Berrios ranks seventh in the league in punt return yards and sixth in punt return average** (min. 50 punt returns):

#### HIGHEST PUNT RETURN AVG. SINCE 2019 (min. 50 returns)

| PLAYER              | TEAM(S)     | PR | YDS   | AVG  |
|---------------------|-------------|----|-------|------|
| 1. Devin Duvernay   | Bal.        | 69 | 886   | 12.8 |
| 2. Gunner Olszewski | NE/Pit./NYG | 98 | 1,170 | 11.9 |
| 3. Britain Covey    | Phi.        | 62 | 725   | 11.7 |
| 4. Nyheim Hines     | Ind./Buf.   | 89 | 1,015 | 11.4 |
| 5. Kalif Raymond    | Ten./Det.   | 97 | 1,084 | 11.2 |
| 6. BRAXTON BERRIOS  | NYJ/MIA.    | 90 | 1,002 | 11.1 |

### BAILEY POSTS FIFTH-BEST NET PUNT AVERAGE IN TEAM HISTORY

Miami signed **P Jake Bailey** this offseason, **adding another Pro Bowl player to the roster.**

Bailey spent the first four years of his career with New England and **owns two of the franchise's top five single-season net punt averages.**

In 2023, Bailey was only asked to punt 53 times for the Dolphins. **It was the fifth-fewest number of punts by any NFL team this year.**

His limited opportunities were successful, as **his 40.7 net punt average was fifth best in team history:**

#### DOLPHINS NET PUNT AVERAGE LEADERS (min. 40 punts)

| PLAYER            | YEAR | AVG  |
|-------------------|------|------|
| 1. Brandon Fields | 2013 | 42.4 |
| 2. Brandon Fields | 2012 | 41.2 |
| 3. Brandon Fields | 2011 | 41.2 |
| 4. Matt Haack     | 2019 | 41.1 |
| 5. JAKE BAILEY    | 2023 | 40.7 |



2023 MIAMI DOLPHINS PRO BOWL SELECTIONS



\*TUA  
TAGOVAILOA

JALEN  
RAMSEY

\*TYREEK  
HILL

TERRON  
ARMSTEAD

\*ALEC  
INGOLD

\*RAHEEM  
MOSTERT

\*STARTER





TYREEK HILL NAMED UNANIMOUS FIRST-TEAM ALL-PRO

ALL-PRO



**TYREEK HILL**

FIRST TEAM



## 2023 MIAMI DOLPHINS TEAM AWARD WINNERS

MIAMI DOLPHINS



**TYREEK HILL**

DAN MARINO MOST VALUABLE PLAYER

MIAMI DOLPHINS



**ALEC INGOLD**

DON SHULA LEADERSHIP AWARD

MIAMI DOLPHINS



**AUSTIN JACKSON**

ED BLOCK COURAGE AWARD

MIAMI DOLPHINS



**BRADLEY CHUBB**

NAT MOORE COMMUNITY SERVICE AWARD





## 2023 MIAMI DOLPHINS TEAM AWARD WINNERS

**MIAMI GARDENS, Fla.** – The Miami Dolphins announced their team award winners for the 2023 regular season. Wide receiver **Tyreek Hill** was voted the Dan Marino Most Valuable Player, fullback **Alec Ingold** earned the Don Shula Leadership Award, offensive lineman **Austin Jackson** was named the team's Ed Block Courage Award winner and linebacker **Bradley Chubb** earned the Nat Moore Community Service Award.

**Hill** is the first Dolphins player to win the MVP award in consecutive seasons since 1997-98, when wide receiver O.J. McDuffie did so. He joins McDuffie, quarterback Dan Marino and quarterback Bob Griese as the only Dolphins players to win the award in back-to-back years. This award is voted on by South Florida media who regularly cover the team and was re-named the Dan Marino Most Valuable Player Award in 2000 to reflect the achievements of the Hall of Fame quarterback and 12-time team MVP.

Hill had a record-breaking season, catching 119 passes for 1,799 yards (15.1 avg.) and 13 touchdowns. His 1,799 receiving yards broke his single-season team record of 1,710 set in 2022 and was the seventh-most in a season in NFL history. Hill became the first Dolphin ever to lead the league in receiving yards. His 119 receptions tied the franchise record he set in 2022 and his 13 touchdown receptions were tied for most in the NFL this season and ranked third in team history.

**Ingold** was named the winner of the Don Shula Leadership Award, which is voted on by the players and given to the teammate who best exhibits leadership on and off the field. He is the first fullback to ever win the award. It was re-named the Don Shula Leadership Award in 2005 to reflect the accomplishments of the Hall of Fame coach and was first awarded in 1989.

Ingold played in all 17 games with 13 starts this season. He totaled 13 receptions for a career-high 119 yards (9.2 avg.), tied for the most receiving yards by any fullback in the league. Ingold was the lead blocker for a rushing attack that set a team record in rushing average (5.06 yards per carry) and rushing touchdowns (27). He helped the Dolphins rank No. 1 in total offense (401.3 yards per game), something Miami hadn't done since 1994.

**Jackson** is a first-time recipient of the team's Ed Block Courage Award, which is selected by the Dolphins' athletic training staff and symbolizes professionalism, great strength and dedication. The honoree also is a community role model. He entered the 2022 season as the starting right tackle, a position he had not played in his professional career. Jackson suffered an ankle injury in the first half of the first game of the season. He rehabbed relentlessly to return in Week 12 as Miami's starting right tackle. But in his first game back, he re-injured his ankle, ending his season. Jackson worked hard to get himself back to the field and remain durable in 2023 and he's done just that, starting 16 of Miami's 17 games, the most of any Dolphins offensive lineman. He helped the Dolphins lead the NFL in total offense (401.3), something Miami hadn't done since 1994. While protecting quarterback Tua Tagovailoa's blindside, Jackson helped the Dolphins offensive line lead the NFL with just 59 quarterback hits allowed.

**Chubb** is this year's winner of the Nat Moore Community Service Award, given annually to a Miami Dolphins player recognized for his involvement in the South Florida community. Since joining the Dolphins at the trade deadline in 2022, Chubb has regularly supported many initiatives to improve life for children in the South Florida community. Since founding the Chubb Foundation with his brother, he focuses his efforts on activating human potential through youth mentorship, financial literacy, entrepreneurship and physical education. He is a regular presence at Junior Dolphins events, participating in several youth clinics over the summer. This season, Chubb partnered with South Florida Motorsports and the F1 in Schools program to support students from the SEEK Foundation's STEM program at Bunche Park in Miami Gardens. He visited local Boys & Girls Clubs to engage with and mentor students, and earlier this season, he joined teammate Robbie Chosen to surprise the South Plantation High School football team with gear, equipment and cleats. During the holiday season, Chubb hosted several events for pediatric patients at local hospitals, as well as a surprise toy giveaway at the NFL YET Center Boys & Girls Club of Broward County with teammate Jaelen Phillips. Chubb also participates in many community Tuesday events the Dolphins host during the season. This award was named after former Dolphins player and Honor Roll member Nat Moore in 1987, who spent 13 seasons in a Dolphins uniform and made an equally profound impact off the field, which he continues to this day as a senior vice president for the team.





## DOLPHINS RADIO NETWORK



**iHeart**  
RADIO



iHeartMedia Miami signed a new multi-year deal to become the Miami Dolphins flagship radio broadcast partner beginning in 2023. Live gameday broadcasts air on BIG 105.9 FM (WBGG) and Fox Sports 940 AM (WINZ) in the Miami-Ft. Lauderdale market and several other markets throughout the state.

BIG 105.9 FM (WBGG) and Fox Sports 940 AM (WINZ) carry all Miami Dolphins football game broadcasts and play-by-play coverage as well as a pregame show, hosted by Steve Goldstein and O.J. McDuffie, postgame show, hosted by Seth Levit, O.J. McDuffie and Travis Wingfield, and weekly radio show featuring exclusive interviews with Dolphins' personnel and guests from around the league. All shows will be available on the stations' websites and the iHeartRadio app, and the game broadcasts can also be heard on Dolphins.com.

The Dolphins game broadcasts will feature familiar voices, with former Dolphins wide receiver Jimmy Cefalo handling play-by-play duties, former Dolphins tight end Joe Rose providing color commentary and former Dolphins linebacker Kim Bokamper giving analysis and updates from the sidelines.



JIMMY CEFALO



JOE ROSE

TU 94.9 (WZTU) is the Dolphins official Spanish radio broadcast partner for all preseason, regular season and playoff games, with Roly Martin handling the play-by-play and Eduardo Martell providing the game analysis. The tandem has called Dolphins games together since 2018. The station also airs a pregame show and postgame show featuring interviews with guests from around the league.



KIM BOKAMPER



Roly Martin (L) and Eduardo Martell (R)

### 2023 MIAMI DOLPHINS RADIO NETWORKS

| LOCATION        | NETWORK                | LOCATION        | NETWORK                |
|-----------------|------------------------|-----------------|------------------------|
| Fort Lauderdale | WINZ 940 AM            | Miami           | WBGG 105.9 FM          |
| Fort Lauderdale | WBGG 105.9 FM          | Miami           | WZTU 94.9 FM (Spanish) |
| Fort Lauderdale | WTZU 94.9 FM (Spanish) | Port St. Lucie  | WAVW 92.7 FM           |
| Fort Myers      | WFSX 92.5 AM           | Port St. Lucie  | WCZR 101.7 FM          |
| Fort Myers      | WFSX 105.9 FM          | West Palm Beach | ESPN 106.3 FM          |
| Key West        | WAVK 97.7 FM           | West Palm Beach | WEFL 760 AM (Spanish)  |
| Miami           | WINZ 940 AM            |                 |                        |



## BAPTIST HEALTH TRAINING COMPLEX



The state-of-the-art Baptist Health Training Complex opened in 2021 and houses the Miami Dolphins football operations. Completed by Moss Construction with interior design by Rockwell Group and architecture by ROSSETTI, the best-in-class venue was meticulously planned to create a contemporary, welcoming training environment for coaches, players, and staff.

Located in Miami Gardens, the 217,200 square foot complex (125,000 sq. foot training facility and 92,200 sq. foot indoor field) features:

- Outdoor practice area with two full natural grass field and full indoor practice facility
- Two-story weight room with a cardio deck
- Locker Rooms and a Players Lounge with multiple lounge areas and a barber shop
- A state-of-the-art hydrotherapy area
- Dedicated recovery area including cryotherapy and isolation tanks
- Athletic training room with expansive rehabilitation space
- A dining hall and fuel bar
- Shaded spectator seating holding up to 2,200 people
- Lush landscaping, including close to 16,000 flowers and shrubs, 210 palms and 128 total trees

The Baptist Health Training Complex is equipped with state-of-the-art technology and football systems. The audio-visual systems in the auditorium, position classrooms, conference rooms, weight room, field house, and outdoor fields were designed and built by industry leading integrator Diversified. 8K Solutions designed and integrated a fully robotic camera system for acquiring practice video and two immersive walls for interactive team and individual training. The facility also features Verizon 5G Ultra Wideband and an Extreme Networks Wi-Fi 6 deployment throughout.

In 2023, the Miami Dolphins in partnership with Baptist Health unveiled the new Baptist Health Orthopedic Complex adjacent to the Baptist Health Training Complex. The two-story, 17,000 square foot facility provides the Miami Gardens community and Miami Dolphins players and coaches with first-in-class medical services including Orthopedics, Sports Medicine and Physical Therapy services.


The partnership with Baptist Health was an extension of a decades-long relationship with the Miami Dolphins, with the entity serving as the Official Medical Team of the Miami Dolphins as well as the Official Wellness and Sports Medicine Provider of the Miami Dolphins and the Training Complex. Baptist Health also is a proud partner of the Miami Dolphins Foundation working together on a series of initiatives around the health and safety of South Florida students, coaches, and parents to grow youth football participation in South Florida.





# HARD ROCK STADIUM

*A Global Entertainment Destination*




## HISTORY & TRADITION

Hard Rock Stadium is a global entertainment destination that serves as home to the Miami Dolphins, the Formula 1® Crypto.com Miami Grand Prix, the Miami Open presented by Itaú, University of Miami college football, the Capital One Orange Bowl game, Rolling Loud, Jazz in the Gardens, major concerts, boxing, international soccer and is a host of world-class events. The multi-purpose, open-air complex completed a multi-year renovation fine-tuned to enhance the fan experience and transforming the venue to an epicenter of culture, innovation and spectacle. The stadium has hosted six Super Bowls (XXIII, XXIX, XXXIII, XLI, XLIV and LIV), the 2010 NFL Pro Bowl, four BCS National Championship Games (2001, 2005, 2009 and 2013) and one College Football Playoff National Championship game (2021).

## DESIGN

Hard Rock Stadium is a global entertainment destination that recently completed a \$755 million, multi-year renovation privately funded by Managing General Partner & Chairman of the Board Stephen Ross to transform the iconic venue into the best Miami has to offer in world-class fare, art, culture and an elevated guest experience. Every aspect of the facility was touched during the renovation. New seating experiences were introduced within the bowl as well as five new premium clubs. The renovation brought four high-definition video boards and the installation of a state-of-the-art canopy that keeps as many as 91 percent of guests in the shade. Remodeled, modernized suites throughout the stadium offer a more intimate club space with improved amenities and food, as well as the addition of theatre boxes and four new corner clubs. The venue boasts remodeled suites with improved amenities and food as well as new landscaping bringing nearly 58,000 new trees and shrubs to the exterior of the stadium.





## ART

Hard Rock Stadium partnered with Goldman Global Arts (GGA) for one of the world's largest indoor street art galleries. Stephen Ross, inspired by the murals that adorn Wynwood Arts District, tapped GGA for the curation of 19 murals by 18 artists from 10 different countries to transform the facility into a vibrant, monumental public art experience. The landmark #ArtUnexpected project looks to create an artistic legacy and cement Hard Rock Stadium as an iconic, world-class venue that reflects Miami's cultural significance in music, sports, entertainment and the arts.

## SUSTAINABILITY

Hard Rock Stadium phased out 99.4% of single-use plastics, including for Super Bowl LIV. On December 22, 2019 the venue was the NFL's first to feature 20oz sustainable draft cups by Ball Corporation, eliminating more than 500,000 plastic cups annually. This will eliminate more than 2.8 million pieces of plastic annually including more than 600,000 plastic bottles. The effort is in collaboration with partners Sodexo Live! and PepsiCo.

The venue sustains a high diverted waste percentage annually through innovative sustainability efforts. This includes bio digesters and composting through liquid food digesters. Furthermore, kitchen oil is recovered into bio fuel, creating renewable energy. The facility sources products from local farms and donates its excess food to local missions. Additionally, the stadium has a no plastic straw policy, waterless urinals and touchless sensor faucets, sorting and recycling as well as energy efficient LED lighting, and a reduction on paper from mobile tickets and payments. Hard Rock Stadium is a proud member of the Green Sports Alliance.



## TECHNOLOGY

Hard Rock Stadium maintains a commitment to providing its guests with the most innovative technology. With the recent 5G Ultra Wideband installation in partnership with Verizon, Hard Rock Stadium sits at the forefront of technological advancements and strives to make each experience for its guests as seamless and user-friendly as possible.

## WORLD-CLASS FARE

Hard Rock Stadium embarked on a journey of listening to guests and asking what they prefer for their palate on game day. Years later, this commitment to bring fresh, diverse flavor to guests remains strong. An emphasis is placed on innovative, local cuisine, and together with hospitality provider Sodexo Live! the venue curates an unparalleled food and beverage experience throughout the facility to all guests.







## MIAMI DOLPHINS IN THE COMMUNITY

The Miami Dolphins are committed to leveraging the power of sports and entertainment to inspire a healthier, more educated and united South Florida community. Together our players, cheerleaders, alumni, staff and partners are dedicated to being difference-makers in our community.



### **DOLPHINS CHALLENGE CANCER**

Founded in 2010 as the signature initiative of the Miami Dolphins Foundation's health impact area, the Dolphins Challenge Cancer has contributed more than \$64 million for cancer research at Sylvester Comprehensive Cancer Center. In continuation of the \$75 million gift commitment made in 2020, the DCC XIV is scheduled for Feb. 24, 2024, and will feature a cycling, run and walk event. The DCC stands as the largest fundraising event and represents the largest known philanthropic pledge in the NFL.



### **FOOTBALL UNITESTM presented by Baptist Health**

Miami Dolphins Football UNITESTM presented by Baptist Health strives to connect the intersections of the community to create a more inclusive South Florida.

With a network of community partners and allies, Football UNITESTM presented by Baptist Health works as a collective to focus on improving relationships, fostering understanding and experiencing culture in ways that will ignite positive change. Partner organizations value inclusivity and believe in the power of diversity while representing the following categories:

- Education and Mentorship
- Health and Wellness
- Culture and Religion
- Human Services
- Law Enforcement and Public Safety
- Military and Veterans Services
- Social Justice and Empowerment





## MIAMI DOLPHINS IN THE COMMUNITY



### JUNIOR DOLPHINS

The Junior Dolphins program encourages youth players and coaches to teach, learn and play football in a fun and safe environment. As stewards of the game, Junior Dolphins strives to grow participation in the game, impact the football community and build the next generation of Dolphins fans. Through strong community partnerships and strategic resource distribution, all aspects of the Junior Dolphins program work to emphasize character building to increase the overall experience in youth football.



### SALUTE TO SERVICE

The Miami Dolphins are committed to better serving our nation's veterans, active duty service members and their families. Through year-round programming which is tied to the Dolphins' community mission and aligns with the NFL's Salute to Service platform and its partners, these efforts assist veterans transition to civilian life by facilitating events focused on uniting and appreciating.



### NAT MOORE SCHOLARSHIP & GRANT ENDOWMENT PROGRAM

The Nat Moore Endowment program's mission is to provide the youth of Miami-Dade, Broward, Palm Beach and Monroe counties with the financial resources needed to pursue avenues of education and training for employment readiness. In its sixth year under the Miami Dolphins Foundation, both the scholarship and the vocational grant are designed to bolster efforts in bridging the gap between receiving financial assistance and obtaining a degree or vocational diploma. Since its inception, the Nat Moore Scholarship & Grant Endowment Program has awarded over \$2M to more than 150 students in South Florida.



## MIAMI DOLPHINS IN THE COMMUNITY



### DOLPHINS CHALLENGE CANCER ANNOUNCES OPEN REGISTRATION AND NEW RIDE DISTANCES FOR DCC XIV IN SUPPORT OF INNOVATIVE CANCER RESEARCH AT SYLVESTER

***DCC XIV Follows Record-Breaking Year, with Historic 5.6K Participants and \$10.5M Raised for DCC XIII, Bringing the Event's 13-Year Total to \$64M***

The Miami Dolphins announced open registration for Dolphins Challenge Cancer XIV (DCC XIV) on Tuesday, Aug. 1. The signature event, scheduled to take place on Saturday, February 24, 2024, marks the 14th edition of the organization's commitment and support of funding innovative cancer research at Sylvester Comprehensive Cancer Center, a part of UHealth – the University of Miami Health System.

This past February, DCC XIII united a record-breaking 5,641 participants raising more than \$10.5M under a “one team, one fight” mentality to challenge cancer and unite the South Florida community. Following a \$75M commitment to Sylvester in November 2020, the largest known philanthropic pledge in the NFL, the DCC's 13-year total contribution now stands at \$64M which funds the advancement of cancer care through breakthrough science, leading-edge technology and personalized patient care. With 100 percent of participant raised funds donated to Sylvester, the DCC's contributions have gone on to directly impact the South Florida community.

“This year is a memorable one for us here at the Miami Dolphins, as we saw the community and our partners come together for the unified purpose of raising yet another record-breaking contribution of over \$10.5M in the fight against cancer. These funds are going directly into the South Florida community through Sylvester's efforts to thrive as a lifesaving cancer center,” Miami Dolphins Challenge Cancer Executive Director Javier Sanchez said. “Reflecting on the success of this past year, we are excited to see what we are able to accomplish for DCC XIV at Hard Rock Stadium on February 24, 2024.”

“We are incredibly fortunate to have a best-in-class organization like the Miami Dolphins as our partner in finding new cures for cancer,” said Stephen D. Nimer, M.D., Director of Sylvester Comprehensive Cancer Center and holder of the Oscar de la Renta Endowed Chair in Cancer Research. “Their support of the local South Florida community and the many dedicated physicians and cancer researchers who work at Sylvester, through the Dolphins Challenge Cancer is unequalled. Every dollar of the millions of dollars raised each year at the DCC allows us to hire more world class doctors, to fund more innovative cancer research and to provide more prevention and life-saving care to our patients and the community. We all look forward to continuing to challenge cancer at DCC XIV on February 24, 2024.”

This year, the DCC will bring a fresh take to its previous bike rides with new ride distances, named in honor of Miami Dolphins players in the Pro Football Hall of Fame. This includes the 13-mile Dan Marino ride presented by Aetna, the 39-mile Larry Csonka ride, the 54-mile Zach Thomas ride and the 99-mile Jason Taylor ride.

Leading into preparations to host the organization's 14th edition of the prominent community event, Miami Dolphins LB Jaelan Phillips and Elizabeth Jenkins, wife of the late Jason Jenkins, Miami Dolphins Senior Vice President of Communications & Community Affairs, will continue to serve as the Board of Directors Chairs for the second consecutive year.

The continued success of DCC XIV would not be possible without the efforts of many organizations and partners – most notably nine individuals including Tom Garfinkel of Team Miami Dolphins, Stuart Miller, Eric Feder, Jonathan Jaffe, and Rick Beckwith of Team Lennar Corporation, Dr. Stephen Nimer and Bippy Siegal of the University of Miami's Team Hurricanes: Sylvester Comprehensive Cancer Center, Adam Carlin of Team Hurricanes: Sylvester Board of Governors, and Jose Dans of Team WOW MKTG, which individually supported DCC XIII by raising more than \$100K.

Dolphins Challenge Cancer was founded in 2010 by the Miami Dolphins organization as the signature initiative of the Foundation's health impact area and has become the largest fundraising event in the NFL. The DCC's purpose is to improve people's lives through financial support for innovative cancer research at Sylvester. Ranked among the top 50 of U.S. News & World Report's Best Hospitals in 2022, Sylvester is South Florida's only National Cancer Institute (NCI) designated cancer center. For more information, visit [www.DolphinsChallengeCancer.com](http://www.DolphinsChallengeCancer.com).



## MIAMI DOLPHINS IN THE COMMUNITY



### FB ALEC INGOLD NAMED MIAMI DOLPHINS NOMINEE FOR WALTER PAYTON NFL MAN OF THE YEAR AWARD PRESENTED BY NATIONWIDE

The Miami Dolphins announced fullback Alec Ingold as their nominee for the Walter Payton NFL Man of the Year Award Presented by Nationwide. The Walter Payton NFL Man of the Year Award presented by Nationwide is the league's most prestigious honor and acknowledges NFL players who excel on the field and demonstrate a passion for creating a lasting positive impact beyond the game in their communities.

Ingold joined the Dolphins in 2022 as a free agent and immediately set to work empowering, uplifting and inspiring within the South Florida community. Adopted at birth, Ingold found purpose in his story and dedicates much of his work to children in the adoption and foster care community. He officially founded the Ingold Family Foundation in 2022 to cultivate environments of inspiration and motivation, connecting youth with community leaders and fostering an ecosystem of excellence.

"We are proud to recognize Alec as our Walter Payton NFL Man of the Year nominee and proud to have him represent the Miami Dolphins," said general manager Chris Grier. "Alec demonstrates excellence on the field on daily basis, but his leadership and positive influence on others off the field is even more exemplary. He was voted a captain this year by his teammates, which is the highest recognition of respect inside the team. This honor only underlines the impact Alec has had and continues to have, both on the Dolphins and the South Florida community."

Through his foundation, he helps local youth transform their dreams into tangible goals by providing necessary support to achieve that success through mentorship opportunities, mental health advocacy, physical education, entrepreneurship and financial literacy. Ingold founded the Money Minicamp program to enhance financial literacy at schools in underprivileged communities and dedicated his time to support youth at risk of aging out of foster care.

In his first season in South Florida, Ingold began partnering with Children's Home Society of Florida, an organization whose mission centers around child welfare services, including foster care and adoption. In 2023, he partnered with CHS to host a free summer camp for youth who are in foster care or have been adopted. Ingold engaged with kids as they took part of the camp and was able to connect with the students and find similarities in their emotional journeys. He channels his efforts into meaningful partnerships with multiple organizations dedicated to adoption and foster care advocacy including AdoptUSKids, ChildNet and The Barker Adoption Foundation. Ingold serves as a national spokesperson for AdoptUSKids and was awarded the 2022 Adoption Excellence Award through the Department of Health and Human Services in Washington D.C. earlier this year.



## MIAMI DOLPHINS IN THE COMMUNITY



Ingold utilizes the power of conversation to motivate and inspire, constantly seeking new mediums and avenues to reach unique audiences. In 2023, he has led “Mindset” panels in partnership with Lululemon, connecting with community members by sharing his journey through his own adoption story and adversities. He delivered a speech for the Coconut Creek Police Department’s “Do The Right Thing” initiative that recognizes local youth for exemplary behavior and served as a guest judge for the Jason Taylor Foundation’s poetry slam. He also delivered a testimony talk for God Behind Bars and the commencement speech for 2023 Miami-Dade College graduates and hosted a Mental Health Mastery panel. In athletics, Ingold conducts mindset coaching in monthly calls with four college athletes across the country and delivered a motivational speech for the Miami Edison youth lacrosse program. Ingold also authored his own book, “The Seven Crucibles,” detailing his journeys through life and injury adversity and sharing tools for readers to utilize in their own paths, which was published in February 2023. At the Junior Dolphins Coaches Clinic, Ingold engaged with more than 500 local youth football coaches on the importance of their impact in their players’ lives and gifted participants with a copy of the book.

Ingold has been committed to supporting team community events, aligning own passion to help youth succeed through physical education and academic excellence. During the 2023 season, Ingold helped surprise the South Broward High School football team by delivering football gear, equipment and cleats to enhance their football program in partnership with Junior Dolphins. Ingold also visited STEM students of the S.E.E.K Foundation at Bunche Park in Miami Gardens, Fla. He joined students as they took part in the lesson plan and learned to build and code Lego robots.

This marks the second season Ingold has been selected as a team nominee for the award. He was previously chosen as the Las Vegas Raiders’ 2020 Walter Payton Man of the Year nominee.

As a nominee, Ingold wore a Walter Payton NFL Man of the Year helmet decal through the end of the season in recognition of his accomplishments on and off the field.

All 32 nominees will be recognized for their achievements during the week leading up to Super Bowl LVIII. The 2023 Walter Payton NFL Man of the Year winner will be announced during NFL Honors, a primetime awards special to air nationally on CBS on Thursday, Feb. 8.

Each nominee will receive up to a \$55,000 donation, and the Walter Payton NFL Man of the Year award winner will receive a \$250,000 donation to the charity of his choice. All donations are made possible by the NFL Foundation and Nationwide.

For more information on the nominees and the award, please visit [NFL.com/ManOfTheYear](https://www.nfl.com/manoftheyear).





# ROSTERS & TRANSACTIONS





## 2023 MIAMI DOLPHINS TRANSACTIONS

\*as of Jan. 15, 2024

| DATE     | POS. | PLAYER/COACH      | TRANSACTION                      | DATE    | POS. | PLAYER/COACH      | TRANSACTION  |
|----------|------|-------------------|----------------------------------|---------|------|-------------------|--|
| Jan. 16  | DT   | Josiah Bronson    | Signed reserve/future contract   | June 2  | T    | Ryan Hayes        | Signed (D7, '23)                                   |
| Jan. 16  | OL   | Lester Cotton     | Signed reserve/future contract   | July 5  | CB   | Cam Smith         | Signed (D2, '23)                                   |
| Jan. 16  | CB   | Tino Ellis        | Signed reserve/future contract   | July 18 | CB   | Ethan Bonner      | Placed on Active/Non-Football Injury List          |
| Jan. 16  | LB   | Cameron Goode     | Signed reserve/future contract   | July 18 | LB   | Zeke Vandenburgh  | Placed on Injured Reserve                          |
| Jan. 16  | WR   | Braylon Sanders   | Signed reserve/future contract   | July 20 | CB   | Nik Needham       | Placed on Active/Physically Unable to Perform List |
| Jan. 16  | T    | Kion Smith        | Signed reserve/future contract   | July 25 | T    | Terron Armstead   | Placed on Active/Physically Unable to Perform List |
| Jan. 16  | DT   | Jaylen Twyman     | Signed reserve/future contract   | July 25 | TE   | Tanner Conner     | Placed on Active/Physically Unable to Perform List |
| March 7  | TE   | Cethan Carter     | Released                         | July 25 | OL   | Isaiah Wynn       | Placed on Active/Physically Unable to Perform List |
| March 7  | DB   | Elijah Campbell   | Placed Exclusive Rights Tender   | July 25 | CB   | Ethan Bonner      | Activated off Non-Football Injury List             |
| March 10 | RB   | Salvon Ahmed      | Re-signed                        | July 30 | CB   | Eli Apple         | Signed as FA                                       |
| March 15 | T    | Kendall Lamm      | Re-signed                        | July 30 | OL   | Isaiah Wynn       | Activated off Physically Unable to Perform List    |
| March 15 | RB   | Raheem Mostert    | Re-signed                        | July 31 | T    | Terron Armstead   | Activated off Physically Unable to Perform List    |
| March 15 | TE   | Hunter Long       | Traded (LAR)                     | Aug. 2  | P    | Michael Turk      | Waived   |
| March 15 | CB   | Jalen Ramsey      | Acquired via trade (LAR)         | Aug. 2  | S    | Bennett Williams  | Waived/Injured                                     |
| March 15 | CB   | Byron Jones       | Released/Failed physical         | Aug. 3  | S    | Myles Dorn        | Signed as FA                                       |
| March 15 | WR   | Freddie Swain     | Acquired off waivers (Den.)      | Aug. 3  | LB   | Mike Rose         | Signed as FA                                       |
| March 16 | T    | Geron Christian   | Re-signed                        | Aug. 4  | CB   | Mark Gilbert      | Signed as FA                                       |
| March 16 | RB   | Myles Gaskin      | Re-signed                        | Aug. 4  | FB   | John Lovett       | Waived/Injured                                     |
| March 16 | LB   | Duke Riley        | Re-signed                        | Aug. 6  | DT   | Anthony Montalvo  | Waived   |
| March 16 | RB   | Jeff Wilson Jr.   | Re-signed                        | Aug. 6  | DT   | Da'Shawn Hand     | Signed as FA                                       |
| March 16 | QB   | Mike White        | Signed as UFA (NYJ)              | Aug. 7  | QB   | James Blackman    | Waived   |
| March 17 | P    | Jake Bailey       | Signed as FA                     | Aug. 7  | CB   | Parry Nickerson   | Signed as FA                                       |
| March 17 | WR   | Braxton Berrios   | Signed as FA                     | Aug. 13 | WR   | Keke Coutee       | Signed as FA                                       |
| March 17 | S    | DeShon Elliott    | Signed as UFA (Det.)             | Aug. 13 | DB   | Jamal Perry       | Signed as FA                                       |
| March 17 | OL   | Dan Feeney        | Signed as UFA (NYJ)              | Aug. 13 | CB   | Mark Gilbert      | Waived/Injured                                     |
| March 17 | LB   | David Long Jr.    | Signed as UFA (Ten.)             | Aug. 13 | WR   | Freddie Swain     | Waived/Injured                                     |
| March 17 | TE   | Eric Saubert      | Signed as UFA (Den.)             | Aug. 21 | QB   | James Blackman    | Signed as FA                                       |
| March 17 | WR   | River Cracraft    | Re-signed                        | Aug. 21 | CB   | Tino Ellis        | Waived/Injured                                     |
| March 17 | FB   | John Lovett       | Re-signed                        | Aug. 22 | TE   | Tanner Conner     | Activated off Physically Unable to Perform List    |
| March 17 | CB   | Nik Needham       | Re-signed                        | Aug. 24 | S    | Myles Dorn        | Waived/Injured                                     |
| March 20 | QB   | Tua Tagovailoa    | Team exercises fifth-year option | Aug. 24 | LB   | Mike Rose         | Waived   |
| March 20 | LB   | Malik Reed        | Signed as UFA (Pit.)             | Aug. 24 | LB   | Alexander Johnson | Signed as FA                                       |
| March 23 | LB   | Andrew Van Ginkel | Re-signed                        | Aug. 25 | DT   | Jamal Woods       | Signed as FA                                       |
| March 24 | CB   | Justin Bethel     | Re-signed                        | Aug. 27 | DT   | Zach Sieler       | Signed contract extension                          |
| April 3  | TE   | Durham Smythe     | Signed contract extension        | Aug. 28 | T    | Geron Christian   | Released   |
| April 17 | WR   | Robbie Chosen     | Signed as FA                     | Aug. 28 | WR   | Keke Coutee       | Released   |
| April 28 | CB   | Cam Smith         | Selected in NFL Draft – D2, '23  | Aug. 28 | LB   | Alexander Johnson | Released   |
| April 28 | RB   | De'Von Achane     | Selected in NFL Draft – D3, '23  | Aug. 28 | LB   | Mitchell Agude    | Waived   |
| April 29 | TE   | Elijah Higgins    | Selected in NFL Draft – D6, '23  | Aug. 28 | QB   | James Blackman    | Waived   |
| April 29 | T    | Ryan Hayes        | Selected in NFL Draft – D7, '23  | Aug. 28 | DT   | Josiah Bronson    | Waived   |
| May 9    | TE   | Tyler Kroft       | Signed as FA                     | Aug. 28 | DE   | Randy Charlton    | Waived   |
| May 12   | LB   | Mitchell Agude    | Signed as undrafted college FA   | Aug. 28 | WR   | Chris Coleman     | Waived   |
| May 12   | QB   | James Blackman    | Signed as undrafted college FA   | Aug. 28 | LB   | Aubrey Miller II  | Waived   |
| May 12   | CB   | Ethan Bonner      | Signed as undrafted college FA   | Aug. 28 | LB   | Garrett Nelson    | Waived   |
| May 12   | RB   | Chris Brooks      | Signed as undrafted college FA   | Aug. 28 | S    | Keidron Smith     | Waived   |
| May 12   | DE   | Randy Charlton    | Signed as undrafted college FA   | Aug. 28 | T    | James Tunstall    | Waived   |
| May 12   | WR   | Chris Coleman     | Signed as undrafted college FA   | Aug. 28 | DT   | Jaylen Twyman     | Waived   |
| May 12   | WR   | Daewood Davis     | Signed as undrafted college FA   | Aug. 28 | DT   | Jamal Woods       | Waived   |
| May 12   | TE   | Julian Hill       | Signed as undrafted college FA   | Aug. 29 | CB   | Justin Bethel     | Released   |
| May 12   | T    | Jarrett Horst     | Signed as undrafted college FA   | Aug. 29 | WR   | Robbie Chosen     | Released   |
| May 12   | OL   | Alex Jensen       | Signed as undrafted college FA   | Aug. 29 | RB   | Myles Gaskin      | Released   |
| May 12   | LB   | Aubrey Miller II  | Signed as undrafted college FA   | Aug. 29 | DT   | Da'Shawn Hand     | Released   |
| May 12   | DT   | Anthony Montalvo  | Signed as undrafted college FA   | Aug. 29 | TE   | Tyler Kroft       | Released   |
| May 12   | LB   | Garrett Nelson    | Signed as undrafted college FA   | Aug. 29 | CB   | Parry Nickerson   | Released   |
| May 12   | DT   | Brandon Pili      | Signed as undrafted college FA   | Aug. 29 | T    | Cedric Ogbuehi    | Released   |
| May 12   | OL   | DJ Scaife         | Signed as undrafted college FA   | Aug. 29 | DB   | Jamal Perry       | Released   |
| May 12   | S    | Keidron Smith     | Signed as undrafted college FA   | Aug. 29 | LB   | Malik Reed        | Released   |
| May 12   | T    | James Tunstall    | Signed as undrafted college FA   | Aug. 29 | DB   | Keion Crossen     | Placed on Injured Reserve                          |
| May 12   | P    | Michael Turk      | Signed as undrafted college FA   | Aug. 29 | TE   | Eric Saubert      | Placed on Injured Reserve                          |
| May 12   | OL   | Alama Uluave      | Signed as undrafted college FA   | Aug. 29 | CB   | Ethan Bonner      | Waived   |
| May 12   | LB   | Zeke Vandenburgh  | Signed as undrafted college FA   | Aug. 29 | TE   | Tanner Conner     | Waived   |
| May 12   | S    | Bennett Williams  | Signed as undrafted college FA   | Aug. 29 | LB   | Cameron Goode     | Waived   |
| May 13   | T    | Jarrett Horst     | Waived                           | Aug. 29 | T    | Ryan Hayes        | Waived   |
| May 13   | OL   | Alex Jensen       | Waived                           | Aug. 29 | TE   | Elijah Higgins    | Waived   |
| May 13   | OL   | DJ Scaife         | Waived                           |         |      |                   |  |
| May 15   | T    | Cedric Ogbuehi    | Signed as FA                     |         |      |                   |  |
| May 15   | OL   | Isaiah Wynn       | Signed as FA                     |         |      |                   |  |
| May 16   | CB   | Bryce Thompson    | Signed as FA                     |         |      |                   |  |
| June 2   | RB   | De'Von Achane     | Signed (D3, '23)                 |         |      |                   |  |
| June 2   | TE   | Elijah Higgins    | Signed (D6, '23)                 |         |      |                   |  |



## 2023 MIAMI DOLPHINS TRANSACTIONS

\*as of Jan. 15, 2024

| DATE     | POS. | PLAYER/COACH        | TRANSACTION   | DATE    | POS. | PLAYER/COACH        | TRANSACTION                                      |
|----------|------|---------------------|---|---------|------|---------------------|--|
| Aug. 29  | WR   | Braylon Sanders     | Waived  | Oct. 21 | RB   | Jeff Wilson Jr.     | Activated off Injured Reserve                    |
| Aug. 29  | CB   | Bryce Thompson      | Waived  | Oct. 21 | TE   | Tanner Conner       | Elevated to active roster                        |
| Aug. 29  | OL   | Alama Uluave        | Waived  | Oct. 24 | OL   | Isaiah Wynn         | Placed on Injured Reserve                        |
| Aug. 29  | CB   | Trill Williams      | Waived  | Oct. 24 | CB   | Nik Needham         | Activated from Physically Unable to Perform List |
| Aug. 29  | OL   | Dan Feeney          | Traded (Chi.)                                       | Oct. 29 | CB   | Parry Nickerson     | Released   |
| Aug. 29  | CB   | Noah Iginoghene     | Traded (Dal.)                                       | Oct. 29 | CB   | Jalen Ramsey        | Activated off Injured Reserve                    |
| Aug. 29  | CB   | Kelvin Joseph       | Acquired via trade (Dal.)                           | Oct. 30 | CB   | Mark Milton         | Released from practice squad                     |
| Aug. 29  | WR   | Dae'wood Davis      | Waived/Injury Settlement                            | Oct. 30 | CB   | Parry Nickerson     | Signed to practice squad                         |
| Aug. 29  | CB   | Nik Needham         | Placed on Reserve/Physically Unable to Perform List | Nov. 4  | DT   | Brandon Pili        | Waived   |
| Aug. 30  | CB   | Ethan Bonner        | Signed to practice squad                            | Nov. 4  | T    | Terron Armstead     | Activated off Injured Reserve                    |
| Aug. 30  | DE   | Randy Charlton      | Signed to practice squad                            | Nov. 7  | DT   | Rashard Lawrence    | Released from practice squad                     |
| Aug. 30  | TE   | Tanner Conner       | Signed to practice squad                            | Nov. 7  | DT   | Brandon Pili        | Signed to practice squad                         |
| Aug. 30  | LB   | Cameron Goode       | Signed to practice squad                            | Nov. 13 | WR   | Raleigh Webb        | Released from practice squad                     |
| Aug. 30  | DT   | Da'Shawn Hand       | Signed to practice squad                            | Nov. 13 | WR   | Anthony Schwartz    | Signed to practice squad                         |
| Aug. 30  | LB   | Alexander Johnson   | Signed to practice squad                            | Nov. 14 | CB   | Kelvin Joseph       | Waived   |
| Aug. 30  | WR   | Braylon Sanders     | Signed to practice squad                            | Nov. 14 | WR   | River Cracraft      | Activated off Injured Reserve                    |
| Aug. 30  | OL   | Alama Uluave        | Signed to practice squad                            | Nov. 16 | WR   | Robbie Chosen       | Waived   |
| Aug. 31  | OL   | Robert Jones        | Placed on Injured Reserve                           | Nov. 18 | RB   | De'Von Achane       | Activated off Injured Reserve                    |
| Aug. 31  | CB   | Jalen Ramsey        | Placed on Injured Reserve                           | Nov. 18 | RB   | Jake Funk           | Released from practice squad                     |
| Aug. 31  | RB   | Jeff Wilson Jr.     | Placed on Injured Reserve                           | Nov. 18 | WR   | Robbie Chosen       | Signed to practice squad                         |
| Aug. 31  | CB   | Justin Bethel       | Signed as FA  | Nov. 18 | WR   | Robbie Chosen       | Elevated to active roster                        |
| Aug. 31  | TE   | Tyler Kroft         | Signed as FA  | Nov. 18 | OL   | Chasen Hines        | Elevated to active roster                        |
| Aug. 31  | CB   | Parry Nickerson     | Signed as FA  | Nov. 21 | RB   | Salvon Ahmed        | Placed on Injured Reserve                        |
| Aug. 31  | FB   | Alec Ingold         | Signed contract extension                           | Nov. 21 | WR   | Robbie Chosen       | Signed to active roster                          |
| Aug. 31  | TE   | Nick Bowers         | Signed to practice squad                            | Nov. 21 | RB   | Darrynton Evans     | Signed to practice squad                         |
| Aug. 31  | RB   | Darrynton Evans     | Signed to practice squad                            | Nov. 23 | RB   | Darrynton Evans     | Elevated to active roster                        |
| Aug. 31  | OL   | Chasen Hines        | Signed to practice squad                            | Nov. 28 | LB   | Jaelan Phillips     | Placed on Injured Reserve                        |
| Aug. 31  | S    | Joshua Kalu         | Signed to practice squad                            | Nov. 28 | LB   | Jason Pierre-Paul   | Signed as FA                                     |
| Aug. 31  | DT   | Rashard Lawrence    | Signed to practice squad                            | Dec. 2  | TE   | Tanner Conner       | Elevated to active roster                        |
| Aug. 31  | T    | James Tunstall      | Signed to practice squad                            | Dec. 6  | DT   | Justin Ellis        | Signed to practice squad                         |
| Aug. 31  | WR   | Raleigh Webb        | Signed to practice squad                            | Dec. 6  | S    | Verone McKinley III | Released from practice squad                     |
| Aug. 31  | DE   | Chase Winovich      | Signed to practice squad                            | Dec. 7  | OL   | Austin Jackson      | Signed contract extension                        |
| Sept. 4  | DE   | Randy Charlton      | Released from practice squad                        | Dec. 9  | LB   | Jerome Baker        | Placed on Injured Reserve                        |
| Sept. 4  | WR   | Robbie Chosen       | Signed to practice squad                            | Dec. 9  | LB   | Calvin Munson       | Signed as FA                                     |
| Sept. 6  | LS   | Blake Ferguson      | Signed contract extension                           | Dec. 9  | LB   | Alexander Johnson   | Placed on Practice Squad/Injured List            |
| Sept. 9  | LB   | Cameron Goode       | Elevated to active roster                           | Dec. 11 | LB   | Quinton Bell        | Elevated to active roster                        |
| Sept. 16 | S    | Verone McKinley III | Waived  | Dec. 11 | T    | Ryan Hayes          | Elevated to active roster                        |
| Sept. 16 | DT   | Da'Shawn Hand       | Signed to active roster                             | Dec. 13 | OL   | Jonotthan Harrison  | Signed as FA                                     |
| Sept. 16 | LB   | Cameron Goode       | Elevated to active roster                           | Dec. 13 | OL   | Matt Skura          | Signed to practice squad                         |
| Sept. 16 | DE   | Chase Winovich      | Elevated to active roster                           | Dec. 13 | OL   | Connor Williams     | Placed on Injured Reserve                        |
| Sept. 19 | S    | Joshua Kalu         | Released from practice squad                        | Dec. 14 | LB   | Melvin Ingram       | Signed to practice squad                         |
| Sept. 19 | DT   | Byron Cowart        | Signed to practice squad                            | Dec. 14 | OL   | Alama Uluave        | Released from practice squad                     |
| Sept. 19 | S    | Verone McKinley III | Signed to practice squad                            | Dec. 16 | RB   | Darrynton Evans     | Elevated to active roster                        |
| Sept. 22 | T    | James Tunstall      | Released from practice squad                        | Dec. 16 | CB   | Ethan Bonner        | Elevated to active roster                        |
| Sept. 22 | T    | Ryan Hayes          | Signed to practice squad                            | Dec. 19 | RB   | Chris Brooks        | Activated off Injured Reserve                    |
| Sept. 23 | WR   | Robbie Chosen       | Elevated to active roster                           | Dec. 19 | LB   | Jason Pierre-Paul   | Waived   |
| Sept. 23 | LB   | Cameron Goode       | Elevated to active roster                           | Dec. 23 | CB   | Ethan Bonner        | Elevated to active roster                        |
| Sept. 29 | WR   | River Cracraft      | Placed on Injured Reserve                           | Dec. 23 | LB   | Melvin Ingram       | Elevated to active roster                        |
| Sept. 29 | WR   | Erik Ezukanma       | Placed on Reserve/Non-Football Injury List          | Dec. 30 | LB   | Melvin Ingram       | Elevated to active roster                        |
| Sept. 30 | WR   | Robbie Chosen       | Signed to active roster                             | Jan. 6  | LB   | Bradley Chubb       | Placed on Injured Reserve                        |
| Sept. 30 | LB   | Cameron Goode       | Signed to active roster                             | Jan. 6  | LB   | Jerome Baker        | Activated off Injured Reserve                    |
| Sept. 30 | LB   | Chase Winovich      | Elevated to active roster                           | Jan. 6  | CB   | Ethan Bonner        | Elevated to active roster                        |
| Oct. 3   | CB   | Mark Milton         | Signed to practice squad                            | Jan. 6  | LB   | Melvin Ingram       | Elevated to active roster                        |
| Oct. 3   | WR   | Freddie Swain       | Signed to practice squad                            | Jan. 9  | LB   | Jerome Baker        | Placed on Injured Reserve                        |
| Oct. 6   | WR   | Chase Claypool      | Acquired via trade (Chi.)                           | Jan. 9  | LB   | Cameron Goode       | Placed on Injured Reserve                        |
| Oct. 6   | T    | Terron Armstead     | Placed on injured reserve                           | Jan. 9  | LB   | Andrew Van Ginkel   | Placed on Injured Reserve                        |
| Oct. 7   | LB   | Chase Winovich      | Elevated to active roster                           | Jan. 9  | LB   | Justin Houston      | Signed as FA                                     |
| Oct. 10  | RB   | Jake Funk           | Signed to practice squad                            | Jan. 9  | LB   | Bruce Irvin         | Signed as FA                                     |
| Oct. 11  | RB   | De'Von Achane       | Placed on Injured Reserve                           | Jan. 10 | LB   | Melvin Ingram       | Signed to active roster                          |
| Oct. 14  | OL   | Robert Jones        | Activated off Injured Reserve                       | Jan. 10 | LB   | Malik Reed          | Signed to practice squad                         |
| Oct. 14  | TE   | Tanner Conner       | Elevated to active roster                           | Jan. 13 | LB   | Malik Reed          | Elevated to active roster                        |
| Oct. 17  | LB   | Chase Winovich      | Released/injury settlement from practice squad      | Jan. 13 | CB   | Ethan Bonner        | Elevated to active roster                        |
| Oct. 17  | LB   | Quinton Bell        | Signed to practice squad                            |         |      |                     |  |
| Oct. 20  | RB   | Chris Brooks        | Placed on Injured Reserve                           |         |      |                     |  |



# 2023 MIAMI DOLPHINS NUMERICAL ROSTER

\*as of Jan. 15, 2024

| NO. | NAME               | POS. | HT.  | WT. | BIRTHDATE | EXP. | COLLEGE                  | HOMETOWN                       | HOW ACQ.         |
|-----|--------------------|------|------|-----|-----------|------|--------------------------|--------------------------------|------------------|
| 0   | Braxton Berrios    | WR   | 5-9  | 185 | 10/6/95   | 6    | Miami (FL) '18           | Raleigh, N.C.                  | FA, '23          |
| 1   | Tua Tagovailoa     | QB   | 6-1  | 227 | 3/2/98    | 4    | Alabama '20              | Ewa Beach, Hawaii              | D1a, '20         |
| 3   | Robbie Chosen      | WR   | 6-3  | 185 | 5/9/93    | 8    | Temple '16               | Fort Lauderdale, Fla.          | FA, '23          |
| 4   | Kader Kohou        | CB   | 5-10 | 193 | 11/28/98  | 2    | TAMU-Commerce '22        | Abidjan, Ivory Coast           | FA, '22          |
| 5   | Jalen Ramsey       | CB   | 6-1  | 208 | 10/24/94  | 8    | Florida State '16        | Smyrna, Tenn.                  | T, '23 (LAR)     |
| 6   | Skylar Thompson    | QB   | 6-2  | 219 | 6/4/97    | 2    | Kansas State '22         | Independence, Mo.              | D7b, '22         |
| 7   | Jason Sanders      | K    | 5-11 | 195 | 11/16/95  | 6    | New Mexico '18           | Orange, Calif.                 | D7b, '18         |
| 8   | Jevon Holland      | S    | 6-1  | 210 | 3/3/00    | 3    | Oregon '21               | Coquitlam, Canada              | D2a, '21         |
| 9   | Melvin Ingram      | LB   | 6-2  | 250 | 4/26/89   | 12   | South Carolina '12       | Hamlet, N.C.                   | UFA, '22 (KC)    |
| 10  | Tyreek Hill        | WR   | 5-10 | 191 | 3/1/94    | 8    | West Alabama '16         | Douglas, Ga.                   | T, '22 (KC)      |
| 11  | Cedrick Wilson Jr. | WR   | 6-2  | 197 | 11/20/95  | 6    | Boise State '18          | Memphis, Tenn.                 | UFA, '22 (Dal.)  |
| 14  | Mike White         | QB   | 6-5  | 216 | 3/25/95   | 5    | Western Kentucky '18     | Pembroke Pines, Fla.           | UFA, '23 (NYJ)   |
| 16  | Jake Bailey        | P    | 6-2  | 214 | 6/18/97   | 5    | Stanford '19             | Solana Beach, Calif.           | FA, '23          |
| 17  | Jaylen Waddle      | WR   | 5-10 | 185 | 11/25/98  | 3    | Alabama '21              | Houston, Texas                 | D1a, '21         |
| 20  | Justin Bethel      | CB   | 6-0  | 195 | 6/17/90   | 12   | Presbyterian '12         | Blythewood, S.C.               | FA, '22          |
| 21  | DeShon Elliott     | S    | 6-1  | 210 | 4/21/97   | 6    | Texas '18                | Rockwall, Texas                | UFA, '23 (Det.)  |
| 22  | Elijah Campbell    | DB   | 5-11 | 200 | 8/24/95   | 4    | Northern Iowa '18        | St. Paul, Minn.                | Wal., '21 (NYJ)  |
| 23  | Jeff Wilson Jr.    | RB   | 6-0  | 210 | 11/16/95  | 6    | North Texas '18          | Elkhart, Texas                 | T, '22 (SF)      |
| 24  | Cam Smith          | CB   | 6-1  | 180 | 12/21/00  | 8    | South Carolina '23       | Blythewood, S.C.               | D2, '23          |
| 25  | Xavier Howard      | CB   | 6-1  | 203 | 7/4/93    | 8    | Baylor '16               | Houston, Texas                 | D2, '16          |
| 28  | De'Von Achane      | RB   | 5-9  | 188 | 10/13/01  | R    | Texas A&M '23            | Missouri City, Texas           | D3, '23          |
| 29  | Brandon Jones      | TE   | 6-1  | 190 | 4/2/98    | 4    | Texas '20                | Nacogdoches, Texas             | D3, '20          |
| 30  | Alec Ingols        | FB   | 6-1  | 232 | 7/9/96    | 5    | Wisconsin '19            | Green Bay, Wis.                | FA, '22          |
| 31  | Raheem Mostert     | RB   | 5-10 | 205 | 4/9/92    | 9    | Purdue '15               | New Smyrna Beach, Fla.         | UFA, '22 (SF)    |
| 33  | Eli Apple          | CB   | 6-1  | 203 | 8/9/95    | 8    | Ohio State '16           | Voorhees, N.J.                 | FA, '23          |
| 35  | Chris Brooks       | RB   | 6-1  | 223 | 1/11/00   | R    | BYU '23                  | Oceanside, Calif.              | FA, '23          |
| 40  | Nik Needham        | CB   | 6-1  | 196 | 11/4/96   | 5    | UTEP '19                 | Buena Park, Calif.             | FA, '19          |
| 41  | Channing Tindall   | LB   | 6-2  | 236 | 3/28/00   | 2    | Georgia '22              | Columbia, S.C.                 | D2, '22          |
| 44  | Blake Ferguson     | LS   | 6-3  | 240 | 4/21/97   | 4    | LSU '20                  | Smyrna, Ga.                    | D6, '20          |
| 45  | Duke Riley         | TE   | 6-2  | 227 | 8/9/90    | 7    | LSU '17                  | Buras, La.                     | UFA, '21 (Phi.)  |
| 46  | Bruce Irvin        | LB   | 6-3  | 258 | 11/1/87   | 12   | West Virginia '12        | Walnut, Calif.                 | FA, '23          |
| 50  | Calvin Munson      | LB   | 6-1  | 240 | 12/27/94  | 5    | San Diego St. '17        | St. Charles, Mo.               | FA, '23          |
| 51  | David Long Jr.     | LB   | 5-11 | 227 | 10/12/96  | 5    | West Virginia '19        | Cincinnati, Ohio               | UFA, '23 (Ten.)  |
| 52  | Justin Houston     | LB   | 6-3  | 270 | 1/21/89   | 13   | Georgia '11              | Statesboro, Ga.                | FA, '23          |
| 60  | Jonathan Harrison  | OL   | 6-4  | 308 | 8/25/91   | 7    | Florida '14              | Groveland, Fla.                | FA, '23          |
| 65  | Robert Jones       | OL   | 6-4  | 325 | 1/28/99   | 3    | Middle Tennessee St. '21 | Chicago, Ill.                  | FA, '21          |
| 66  | Lester Cotton      | OL   | 6-4  | 330 | 2/20/96   | 4    | Alabama '19              | Tuscaloosa, Ala.               | FA, '22          |
| 68  | Robert Hunt        | OL   | 6-4  | 325 | 8/2/96    | 4    | Louisiana-Lafayette '20  | Burkeville, Texas              | D2a, '20         |
| 70  | Kendall Lamm       | T    | 6-5  | 308 | 6/5/92    | 8    | Appalachian St. '15      | Charlotte, N.C.                | FA, '22          |
| 71  | Kion Smith         | T    | 6-5  | 306 | 10/7/98   | 1    | Fayetteville St. '21     | Lumberton, N.C.                | FA, '21          |
| 72  | Terron Armstead    | T    | 6-5  | 305 | 7/23/91   | 11   | Arkansas Pine-Bluff '13  | Cahokia, Ill.                  | UFA, '22 (NO)    |
| 73  | Austin Jackson     | OL   | 6-5  | 320 | 8/11/99   | 4    | USC '20                  | Phoenix, Ariz.                 | D1b, '20         |
| 74  | Liam Eichenberg    | OL   | 6-6  | 306 | 1/19/98   | 3    | Notre Dame '21           | Cleveland, Ohio                | D2b, '21         |
| 81  | Durham Smythe      | TE   | 6-6  | 246 | 8/9/95    | 6    | Notre Dame '18           | Belton, Texas                  | D4a, '18         |
| 82  | Tyler Kroft        | TE   | 6-6  | 252 | 10/15/92  | 9    | Rutgers '15              | Downtowning, Pa.               | FA, '22          |
| 83  | Chase Claypool     | WR   | 6-4  | 238 | 7/7/96    | 4    | Notre Dame '20           | Abbotsford, Canada             | T, '23 (Chi.)    |
| 85  | River Cracraft     | WR   | 6-0  | 198 | 11/1/94   | 5    | Washington St. '17       | Rancho Santa Margarita, Calif. | FA, '22          |
| 89  | Julian Hill        | TE   | 6-4  | 251 | 7/9/00    | R    | Campbell '23             | Fayetteville, N.C.             | FA, '23          |
| 91  | Emmanuel Ogbah     | DE   | 6-4  | 275 | 11/6/93   | 8    | Oklahoma State '16       | Houston, Texas                 | UFA, '20 (KC)    |
| 92  | Zach Sieler        | DT   | 6-6  | 300 | 9/7/95    | 6    | Ferris State '18         | Pinkney, Mich.                 | Wal., '19 (Bal.) |
| 93  | Da'Shaun Hand      | DT   | 6-3  | 297 | 11/14/95  | 6    | Alabama '18              | Woodbridge, Va.                | FA, '23          |
| 94  | Christian Wilkins  | DT   | 6-4  | 310 | 12/20/95  | 5    | Clemson '19              | Springfield, Mass.             | D1, '19          |
| 98  | Raekwon Davis      | DT   | 6-7  | 325 | 6/10/97   | 4    | Alabama '20              | Meridian, Miss.                | D2b, '20         |

## PRACTICE SQUAD

|    |                  |    |      |     |          |    |                      |                      |         |
|----|------------------|----|------|-----|----------|----|----------------------|----------------------|---------|
| 34 | Parry Nickerson  | CB | 5-10 | 179 | 10/11/94 | 5  | Tulane '18           | Algiers, La.         | FA, '23 |
| 37 | Darrynton Evans  | RB | 5-10 | 203 | 7/9/98   | 4  | Appalachian St. '20  | Oak Hill, La.        | FA, '23 |
| 38 | Ethan Bonner     | CB | 6-1  | 186 | 10/23/99 | R  | Stanford '23         | The Woodlands, Texas | FA, '23 |
| 47 | Malik Reed       | LB | 6-2  | 235 | 8/5/96   | 5  | Nevada '19           | Dothan, Ala.         | FA, '23 |
| 56 | Quinton Bell     | LB | 6-4  | 251 | 5/9/96   | 3  | Prairie View A&M '19 | Long Beach, Calif.   | FA, '23 |
| 63 | Chasen Hines     | OL | 6-3  | 320 | 4/3/00   | 2  | LSU '22              | Marshall, Texas      | FA, '23 |
| 64 | Matt Skura       | OL | 6-3  | 313 | 2/17/93  | 7  | Duke '16             | Columbus, Ohio       | FA, '23 |
| 76 | Ryan Hayes       | T  | 6-7  | 305 | 2/28/00  | R  | Michigan '23         | Traverse City, Mich. | D7, '23 |
| 78 | Justin Ellis     | DT | 6-2  | 334 | 12/27/90 | 10 | Louisiana Tech '14   | Monroe, La.          | FA, '23 |
| 80 | Tanner Conner    | TE | 6-3  | 232 | 3/20/98  | 2  | Idaho State '22      | Kent, Wash.          | FA, '22 |
| 84 | Anthony Schwartz | WR | 6-0  | 186 | 9/5/00   | 3  | Auburn '21           | Pembroke Pines, Fla. | FA, '23 |
| 86 | Braylon Sanders  | WR | 6-1  | 190 | 1/21/99  | 1  | Mississippi '21      | Hoganville, Ga.      | FA, '22 |
| 87 | Freddie Swain    | WR | 6-0  | 202 | 8/4/98   | 4  | Florida '20          | Ocala, Fla.          | FA, '23 |
| 88 | Nick Bowers      | TE | 6-4  | 260 | 5/26/96  | 2  | Penn State '20       | Kittanning, Pa.      | FA, '23 |
| 95 | Byron Cowart     | DT | 6-3  | 300 | 5/20/96  | 5  | Maryland '19         | Tampa, Fla.          | FA, '23 |
| 96 | Brandon Pili     | DT | 6-3  | 319 | 4/2/99   | R  | USC '23              | Anchorage, Alaska    | FA, '23 |

## PRACTICE SQUAD/INJURED

|    |                   |    |     |     |          |   |               |                  |         |
|----|-------------------|----|-----|-----|----------|---|---------------|------------------|---------|
| 42 | Alexander Johnson | LB | 6-2 | 255 | 12/24/91 | 6 | Tennessee '18 | Gainesville, Ga. | FA, '23 |
|----|-------------------|----|-----|-----|----------|---|---------------|------------------|---------|

## RESERVE/NON-FOOTBALL INJURY

|    |               |    |     |     |         |   |                |                   |         |
|----|---------------|----|-----|-----|---------|---|----------------|-------------------|---------|
| 18 | Erik Ezukanma | WR | 6-2 | 206 | 1/25/00 | 2 | Texas Tech '22 | Fort Worth, Texas | D4, '22 |
|----|---------------|----|-----|-----|---------|---|----------------|-------------------|---------|

## RESERVE/INJURED

|    |                   |    |      |     |          |   |                      |                      |                 |
|----|-------------------|----|------|-----|----------|---|----------------------|----------------------|-----------------|
| 2  | Bradley Chubb     | LB | 6-4  | 268 | 6/24/96  | 6 | NC State '18         | Marietta, Ga.        | T, '22 (Den.)   |
| 15 | Jaelan Phillips   | LB | 6-5  | 263 | 5/28/99  | 3 | Miami (FL) '21       | Redlands, Calif.     | D1b, '21        |
| 26 | Salvon Ahmed      | RB | 5-11 | 197 | 12/29/98 | 4 | Washington '20       | Kirkland, Wash.      | Wal., '20 (SF)  |
| 27 | Keion Crossen     | DB | 5-10 | 190 | 4/17/96  | 6 | Western Carolina '18 | Garysburg, N.C.      | UFA, '22 (NYG)  |
| 43 | Andrew Van Ginkel | LB | 6-4  | 242 | 7/1/95   | 5 | Wisconsin '19        | Rock Valley, Iowa    | D5, '19         |
| 53 | Cameron Goode     | LB | 6-3  | 245 | 4/15/98  | 1 | California '22       | Spring, Texas        | D7a, '22        |
| 55 | Jerome Baker      | LB | 6-2  | 225 | 12/25/96 | 6 | Ohio State '18       | Cleveland, Ohio      | D3, '18         |
| 57 | Zeke Vandenburgh  | LB | 6-4  | 232 | 11/18/99 | R | Illinois State '23   | Freeport, Ill.       | FA, '23         |
| 58 | Connor Williams   | OL | 6-5  | 312 | 5/12/97  | 6 | Texas '18            | Coppell, Texas       | UFA, '22 (Dal.) |
| 77 | Isaiah Wynn       | OL | 6-2  | 310 | 12/9/95  | 6 | Georgia '18          | St. Petersburg, Fla. | FA, '23         |



## 2023 MIAMI DOLPHINS ALPHABETICAL ROSTER

\*as of Jan. 15, 2024

| NO.                         | NAME                | POS. | HT.  | WT. | BIRTHDATE | EXP. | COLLEGE                    | HOMETOWN                       | HOW ACQ.        |
|-----------------------------|---------------------|------|------|-----|-----------|------|----------------------------|--------------------------------|-----------------|
| 28                          | Achane, De'Von      | RB   | 5-9  | 188 | 10/13/01  | R    | Texas A&M '23              | Missouri City, Texas           | D3, '23         |
| 33                          | Apple, Eli          | CB   | 6-1  | 203 | 8/9/95    | 8    | Ohio State '16             | Voorhees, N.J.                 | FA, '23         |
| 72                          | Armstead, Terron    | T    | 6-5  | 305 | 7/23/91   | 11   | Arkansas Pine-Bluff '13    | Cahokia, Ill.                  | UFA, '22 (NO)   |
| 16                          | Bailey, Jake        | P    | 6-2  | 214 | 6/18/97   | 5    | Stanford '19               | Solana Beach, Calif.           | FA, '23         |
| 0                           | Berrios, Braxton    | WR   | 5-9  | 185 | 10/6/95   | 6    | Miami (FL) '18             | Raleigh, N.C.                  | FA, '23         |
| 20                          | Bethel, Justin      | CB   | 6-0  | 195 | 6/17/90   | 12   | Presbyterian '12           | Blythewood, S.C.               | FA, '22         |
| 35                          | Brooks, Chris       | RB   | 6-1  | 223 | 1/11/00   | R    | BYU '23                    | Oceanside, Calif.              | FA, '23         |
| 22                          | Campbell, Elijah    | DB   | 5-11 | 200 | 8/24/95   | 4    | Northern Iowa '18          | St. Paul, Minn.                | Wai, '21 (NYJ)  |
| 3                           | Chosen, Robbie      | WR   | 6-3  | 185 | 5/9/93    | 8    | Temple '16                 | Fort Lauderdale, Fla.          | Fa, '23         |
| 83                          | Claypool, Chase     | WR   | 6-4  | 238 | 7/7/98    | 4    | Notre Dame '20             | Abbotsford, Canada             | T, '23 (Chi.)   |
| 66                          | Cotton, Lester      | OL   | 6-4  | 308 | 2/20/96   | 4    | Alabama '19                | Tuscaloosa, Ala.               | FA, '22         |
| 85                          | Cracraft, River     | WR   | 6-0  | 198 | 11/1/94   | 5    | Washington St. '17         | Rancho Santa Margarita, Calif. | FA, '22         |
| 74                          | Davis, Raekwon      | DT   | 6-7  | 325 | 6/10/97   | 4    | Alabama '20                | Meridian, Miss.                | D2b, '20        |
| 74                          | Eichenberg, Liam    | OL   | 6-6  | 306 | 1/19/98   | 3    | Notre Dame '21             | Cleveland, Ohio                | D2b, '21        |
| 21                          | Elliott, DeShon     | S    | 6-1  | 210 | 4/21/97   | 6    | Texas '18                  | Rockwall, Texas                | UFA, '23 (Det.) |
| 44                          | Ferguson, Blake     | LS   | 6-3  | 240 | 4/21/97   | 4    | LSU '20                    | Smyrna, Ga.                    | D6, '20         |
| 93                          | Hand, Da'Shawn      | DT   | 6-3  | 297 | 11/14/95  | 6    | Alabama '18                | Woodbridge, Va.                | FA, '23         |
| 60                          | Harrison, Jonotthan | OL   | 6-4  | 308 | 8/25/91   | 7    | Florida '14                | Groveland, Fla.                | FA, '23         |
| 89                          | Hill, Julian        | TE   | 6-4  | 251 | 7/9/00    | R    | Campbell '23               | Fayetteville, N.C.             | FA, '23         |
| 10                          | Hill, Tyreek        | WR   | 5-10 | 191 | 3/1/94    | 8    | West Alabama '16           | Douglas, Ga.                   | T, '22 (KC)     |
| 8                           | Holland, Jevon      | S    | 6-1  | 210 | 3/3/00    | 3    | Oregon '21                 | Cocuitlam, Canada              | D2a, '21        |
| 25                          | Houston, Justin     | LB   | 6-3  | 270 | 1/21/89   | 13   | Georgia '11                | Statesboro, Ga.                | FA, '21         |
| 25                          | Howard, Xavier      | CB   | 6-1  | 203 | 7/4/93    | 16   | Baylor '16                 | Houston, Texas                 | D2, '16         |
| 68                          | Hunt, Robert        | OL   | 6-6  | 330 | 8/25/96   | 4    | Louisiana-Lafayette '20    | Burkeville, Texas              | D2a, '20        |
| 30                          | Ingold, Alec        | FB   | 6-1  | 232 | 7/9/96    | 5    | Wisconsin '19              | Green Bay, Wis.                | FA, '22         |
| 9                           | Ingram, Melvin      | LB   | 6-2  | 250 | 4/26/89   | 12   | South Carolina '12         | Hamlet, N.C.                   | UFA, '22 (KC)   |
| 46                          | Irvine, Bruce       | LB   | 6-3  | 258 | 11/1/87   | 12   | West Virginia '12          | Walnut, Calif.                 | FA, '23         |
| 73                          | Jackson, Austin     | OL   | 6-5  | 320 | 8/11/99   | 4    | USC '20                    | Phoenix, Ariz.                 | D1b, '20        |
| 29                          | Jones, Brandon      | S    | 6-1  | 190 | 4/2/98    | 4    | Texas '20                  | Nacogdoches, Texas             | D3, '20         |
| 65                          | Jones, Robert       | OL   | 6-4  | 255 | 1/28/99   | 3    | Michigan Tennessee St. '21 | Chicago, Ill.                  | FA, '21         |
| 4                           | Kohou, Kader        | CB   | 5-10 | 193 | 11/28/98  | 2    | TAMU-Commerce '22          | Abidjan, Ivory Coast           | FA, '22         |
| 82                          | Kroft, Tyler        | TE   | 6-6  | 252 | 10/15/92  | 9    | Rutgers '15                | Downingtown, Pa.               | FA, '23         |
| 70                          | Lamm, Kendall       | T    | 6-5  | 308 | 6/5/92    | 8    | Appalachian St. '15        | Charlotte, N.C.                | FA, '22         |
| 51                          | Long Jr., David     | LB   | 5-11 | 227 | 10/12/96  | 5    | West Virginia '19          | Cincinnati, Ohio               | UFA, '23 (Ten.) |
| 31                          | Mostert, Raheem     | RB   | 5-10 | 205 | 4/9/92    | 9    | Purdue '15                 | New Smyrna Beach, Fla.         | UFA, '22 (SF)   |
| 50                          | Munson, Calvin      | LB   | 6-1  | 240 | 12/27/94  | 5    | San Diego St. '17          | St. Charles, Mo.               | FA, '23         |
| 41                          | Needham, Nik        | CB   | 6-1  | 196 | 11/4/95   | 5    | UTEP '19                   | Buena Park, Calif.             | FA, '19         |
| 91                          | Ogbah, Emmanuel     | DE   | 6-4  | 215 | 10/6/95   | 8    | Oklahoma State '16         | Houston, Texas                 | UFA, '20 (KC)   |
| 5                           | Ramsey, Jalen       | CB   | 6-1  | 208 | 10/24/94  | 8    | Florida State '16          | Smyrna, Tenn.                  | T, '23 (LAR)    |
| 45                          | Riley, Duke         | LB   | 6-1  | 227 | 8/9/94    | 7    | LSU '17                    | Buras, La.                     | UFA, '21 (Phi.) |
| 7                           | Sanders, Jason      | K    | 5-11 | 195 | 11/16/95  | 6    | New Mexico '16             | Orange, Calif.                 | D7b, '18        |
| 92                          | Sieler, Zach        | DT   | 6-6  | 300 | 9/7/95    | 6    | Ferris State '18           | Pinkney, Mich.                 | Wai, '19 (Bal.) |
| 24                          | Smith, Cam          | CB   | 6-1  | 180 | 12/21/00  | R    | South Carolina '23         | Blythewood, S.C.               | D2, '23         |
| 71                          | Smith, Kion         | T    | 6-5  | 306 | 10/7/98   | 1    | Fayetteville St. '21       | Lumberton, N.C.                | FA, '21         |
| 81                          | Smythe, Durham      | TE   | 6-6  | 246 | 8/9/95    | 6    | Notre Dame '18             | Belton, Texas                  | D4a, '18        |
| 1                           | Tagovailoa, Tua     | QB   | 6-1  | 227 | 3/8/98    | 4    | Alabama '20                | Ewa Beach, Hawaii              | D1a, '20        |
| 6                           | Thompson, Skylar    | QB   | 6-2  | 219 | 6/4/97    | 2    | Kansas State '22           | Independence, Mo.              | D7b, '22        |
| 41                          | Tindall, Channing   | LB   | 6-2  | 236 | 3/28/00   | 2    | Georgia '22                | Columbia, S.C.                 | D3, '22         |
| 17                          | Waddle, Jaylen      | WR   | 5-10 | 185 | 11/25/98  | 3    | Alabama '21                | Houston, Texas                 | D1a, '21        |
| 14                          | White, Mike         | QB   | 6-5  | 216 | 3/25/95   | 5    | Western Kentucky '18       | Pembroke Pines, Fla.           | UFA, '23 (NYJ)  |
| 94                          | Wilkins, Christian  | DT   | 6-4  | 310 | 12/20/95  | 5    | Clemson '19                | Springfield, Mass.             | D1, '19         |
| 11                          | Wilson Jr., Cedrick | WR   | 6-2  | 197 | 11/20/95  | 6    | Boise State '18            | Memphis, Tenn.                 | UFA, '22 (Dal.) |
| 23                          | Wilson Jr., Jeff    | RB   | 6-0  | 210 | 11/16/95  | 6    | North Texas '18            | Elkhart, Texas                 | T, '22 (SF)     |
| PRACTICE SQUAD              |                     |      |      |     |           |      |                            |                                |                 |
| 56                          | Bell, Quinton       | LB   | 6-4  | 251 | 5/9/96    | 3    | Prairie View A&M '19       | Long Beach, Calif.             | FA, '23         |
| 38                          | Bonner, Ethan       | CB   | 6-1  | 186 | 10/23/99  | R    | Stanford '23               | The Woodlands, Texas           | FA, '23         |
| 88                          | Bowers, Nick        | TE   | 6-4  | 260 | 5/26/96   | 2    | Penn State '20             | Kittanning, Pa.                | FA, '23         |
| 80                          | Conner, Tanner      | RB   | 6-3  | 232 | 3/20/98   | 2    | Idaho State '22            | Kent, Wash.                    | FA, '22         |
| 9                           | Cowart, Byron       | DE   | 6-3  | 305 | 5/20/96   | 5    | Maryland '19               | Tampa, Fla.                    | FA, '23         |
| 78                          | Ellis, Justin       | DT   | 6-2  | 334 | 12/27/90  | 10   | Louisiana Tech '14         | Monroe, La.                    | FA, '23         |
| 37                          | Evans, Darrynton    | RB   | 5-10 | 203 | 7/9/98    | 4    | Appalachian St. '20        | Oak Hill, Fla.                 | FA, '23         |
| 76                          | Hayes, Ryan         | T    | 6-7  | 305 | 2/28/00   | R    | Michigan '23               | Traverse City, Mich.           | D7, '23         |
| 63                          | Hines, Chasen       | OL   | 6-3  | 320 | 4/3/00    | 2    | LSU '22                    | Marshall, Texas                | FA, '23         |
| 34                          | Nickerson, Parry    | CB   | 5-10 | 179 | 10/11/94  | 5    | Tulane '18                 | Algiers, La.                   | FA, '23         |
| 96                          | Pili, Brandon       | DT   | 6-3  | 319 | 4/2/99    | R    | USC '23                    | Anchorage, Alaska              | FA, '23         |
| 47                          | Reed, Malik         | LB   | 6-2  | 235 | 8/5/96    | 5    | Nevada '19                 | Dothan, Ala.                   | FA, '23         |
| 86                          | Sanders, Braylon    | WR   | 6-1  | 191 | 1/21/99   | 5    | Mississippi '22            | Hogansville, Ga.               | FA, '23         |
| 84                          | Schwartz, Anthony   | WR   | 6-0  | 186 | 9/5/00    | 3    | Auburn '21                 | Pembroke Pines, Fla.           | FA, '23         |
| 64                          | Skura, Matt         | OL   | 6-3  | 313 | 2/17/93   | 7    | Duke '16                   | Columbus, Ohio                 | FA, '23         |
| 87                          | Swain, Freddie      | WR   | 6-0  | 202 | 8/4/98    | 4    | Florida '20                | Ocala, Fla.                    | FA, '23         |
| PRACTICE SQUAD/INJURED      |                     |      |      |     |           |      |                            |                                |                 |
| 42                          | Johnson, Alexander  | LB   | 6-2  | 255 | 12/24/91  | 6    | Tennessee '18              | Gainesville, Ga.               | FA, '23         |
| RESERVE/NON-FOOTBALL INJURY |                     |      |      |     |           |      |                            |                                |                 |
| 18                          | Ezukanma, Erik      | WR   | 6-2  | 206 | 1/25/00   | 2    | Texas Tech '22             | Fort Worth, Texas              | D4, '22         |
| RESERVE/INJURED             |                     |      |      |     |           |      |                            |                                |                 |
| 26                          | Ahmed, Salvon       | RB   | 5-11 | 197 | 12/29/98  | 4    | Washington '20             | Kirkland, Wash.                | Wai, '20 (SF)   |
| 55                          | Baker, Jerome       | LB   | 6-2  | 225 | 12/25/96  | 6    | Ohio State '18             | Cleveland, Ohio                | D3, '18         |
| 2                           | Chubb, Bradley      | LB   | 6-4  | 268 | 6/24/96   | 6    | NC State '18               | Marietta, Ga.                  | T, '22 (Den.)   |
| 27                          | Crossen, Keion      | DB   | 5-10 | 190 | 4/17/96   | 6    | Western Carolina '18       | Garysburg, N.C.                | UFA, '22 (NYG)  |
| 53                          | Goode, Cameron      | LB   | 6-3  | 245 | 4/15/98   | 1    | California '22             | Spring, Texas                  | D4, '22         |
| 15                          | Phillips, Jaelan    | LB   | 6-5  | 263 | 5/28/99   | 3    | Miami (FL) '21             | Redlands, Calif.               | D1b, '21        |
| 57                          | Vandenburgh, Zeke   | LB   | 6-4  | 232 | 1/18/99   | R    | Illinois State '23         | Freeport, Ill.                 | FA, '23         |
| 43                          | Van Ginkel, Andrew  | LB   | 6-4  | 242 | 7/19/98   | 5    | Wisconsin '19              | Rock Valley, Iowa              | D2b, '19        |
| 58                          | Williams, Connor    | OL   | 6-5  | 312 | 5/12/97   | 6    | Texas '18                  | Copper, Texas                  | UFA, '22 (Dal.) |
| 77                          | Wynn, Isaiah        | OL   | 6-2  | 310 | 12/9/95   | 6    | Georgia '18                | St. Petersburg, Fla.           | FA, '23         |



## 2023 MIAMI DOLPHINS POSITIONAL ROSTER

\*as of Jan. 15, 2024

### OFFENSE (27)

#### QUARTERBACKS (3)

| NO | NAME            | POS | HT  | WT  | EXP | COLLEGE          |
|----|-----------------|-----|-----|-----|-----|------------------|
| 1  | Tua Tagovailoa  | QB  | 6-1 | 227 | 4   | Alabama '20      |
| 6  | Skylar Thompson | QB  | 6-2 | 219 | 2   | Kansas State '22 |
| 14 | Mike White      | QB  | 6-5 | 216 | 5   | W. Kentucky '18  |

#### RUNNING BACKS (5)

| NO | NAME            | POS | HT   | WT  | EXP | COLLEGE         |
|----|-----------------|-----|------|-----|-----|-----------------|
| 23 | Jeff Wilson Jr. | RB  | 6-0  | 210 | 5   | North Texas '18 |
| 28 | De'Von Achane   | RB  | 5-9  | 188 | R   | Texas A&M '23   |
| 30 | Alec Ingold     | FB  | 6-1  | 232 | 5   | Wisconsin '19   |
| 31 | Raheem Mostert  | RB  | 5-10 | 205 | 9   | Purdue '15      |
| 35 | Chris Brooks    | RB  | 6-1  | 223 | R   | BYU '23         |

#### WIDE RECEIVERS (7)

| NO | NAME               | POS | HT   | WT  | EXP | COLLEGE            |
|----|--------------------|-----|------|-----|-----|--------------------|
| 0  | Braxton Berrios    | WR  | 5-9  | 185 | 6   | Miami (FL) '18     |
| 3  | Robbie Chosen      | WR  | 6-3  | 185 | 8   | Temple '16         |
| 10 | Tyreek Hill        | WR  | 5-10 | 191 | 8   | West Alabama '16   |
| 11 | Cedrick Wilson Jr. | WR  | 6-2  | 197 | 6   | Boise State '18    |
| 17 | Jaylen Waddle      | WR  | 5-10 | 185 | 3   | Alabama '21        |
| 83 | Chase Claypool     | WR  | 6-4  | 238 | 4   | Notre Dame '20     |
| 85 | River Cracraft     | WR  | 6-0  | 198 | 4   | Washington St. '17 |

#### TIGHT ENDS (3)

| NO | NAME          | POS | HT  | WT  | EXP | COLLEGE        |
|----|---------------|-----|-----|-----|-----|----------------|
| 81 | Durham Smythe | TE  | 6-6 | 246 | 6   | Notre Dame '18 |
| 82 | Tyler Kroft   | TE  | 6-6 | 252 | 9   | Rutgers '15    |
| 89 | Julian Hill   | TE  | 6-4 | 251 | R   | Campbell '23   |

#### OFFENSIVE LINEMEN (9)

| NO | NAME               | POS | HT  | WT  | EXP | COLLEGE                 |
|----|--------------------|-----|-----|-----|-----|-------------------------|
| 60 | Jonotthan Harrison | OL  | 6-4 | 308 | 7   | Florida '14             |
| 65 | Robert Jones       | OL  | 6-4 | 325 | 3   | Middle Tenn. St. '21    |
| 66 | Lester Cotton      | OL  | 6-4 | 330 | 4   | Alabama '19             |
| 68 | Robert Hunt        | OL  | 6-6 | 330 | 4   | Louisiana-Lafayette '20 |
| 70 | Kendall Lamm       | T   | 6-5 | 308 | 8   | Appalachian St. '15     |
| 71 | Kion Smith         | T   | 6-5 | 306 | 1   | Fayetteville St. '21    |
| 72 | Terron Armstead    | T   | 6-5 | 305 | 11  | Arkansas Pine-Bluff '13 |
| 73 | Austin Jackson     | OL  | 6-5 | 320 | 4   | USC '20                 |
| 74 | Liam Eichenberg    | OL  | 6-6 | 306 | 3   | Notre Dame '21          |

### RESERVE/NON-FOOTBALL INJURY (1)

| NO | NAME          | POS | HT  | WT  | EXP | COLLEGE        |
|----|---------------|-----|-----|-----|-----|----------------|
| 18 | Erik Ezukanma | WR  | 6-2 | 206 | 2   | Texas Tech '22 |

### RESERVE/INJURED (10)

| NO | NAME              | POS | HT   | WT  | EXP | COLLEGE            |
|----|-------------------|-----|------|-----|-----|--------------------|
| 2  | Bradley Chubb     | LB  | 6-4  | 268 | 6   | NC State '18       |
| 15 | Jaelan Phillips   | LB  | 6-5  | 263 | 3   | Miami (FL) '21     |
| 26 | Salvon Ahmed      | RB  | 5-11 | 197 | 4   | Washington '20     |
| 27 | Keion Crossen     | DB  | 5-10 | 190 | 6   | W. Carolina '18    |
| 43 | Andrew Van Ginkel | LB  | 6-4  | 242 | 5   | Wisconsin '19      |
| 53 | Cameron Goode     | LB  | 6-3  | 245 | 1   | California '22     |
| 55 | Jerome Baker      | LB  | 6-2  | 225 | 6   | Ohio State '18     |
| 57 | Zeke Vanderburgh  | LB  | 6-4  | 232 | R   | Illinois State '23 |
| 58 | Connor Williams   | OL  | 6-5  | 312 | 6   | Texas '18          |
| 77 | Isaiah Wynn       | OL  | 6-2  | 310 | 6   | Georgia '18        |

### PRACTICE SQUAD/INJURED (1)

| NO | NAME              | POS | HT  | WT  | EXP | COLLEGE       |
|----|-------------------|-----|-----|-----|-----|---------------|
| 42 | Alexander Johnson | LB  | 6-2 | 255 | 6   | Tennessee '18 |

### DEFENSE (23)

#### DEFENSIVE LINEMEN (5)

| NO | NAME              | POS | HT  | WT  | EXP | COLLEGE            |
|----|-------------------|-----|-----|-----|-----|--------------------|
| 91 | Emmanuel Ogbah    | DE  | 6-4 | 275 | 8   | Oklahoma State '15 |
| 92 | Zach Sieler       | DT  | 6-6 | 300 | 6   | Ferris State '18   |
| 93 | Da'Shawn Hand     | DT  | 6-3 | 297 | 6   | Alabama '18        |
| 94 | Christian Wilkins | DT  | 6-4 | 310 | 5   | Clemson '19        |
| 98 | Raekwon Davis     | DT  | 6-7 | 325 | 4   | Alabama '20        |

#### LINEBACKERS (7)

| NO | NAME             | POS | HT   | WT  | EXP | COLLEGE            |
|----|------------------|-----|------|-----|-----|--------------------|
| 9  | Melvin Ingram    | LB  | 6-2  | 250 | 12  | South Carolina '12 |
| 41 | Channing Tindall | LB  | 6-2  | 236 | 2   | Georgia '22        |
| 45 | Duke Riley       | LB  | 6-1  | 227 | 7   | LSU '17            |
| 46 | Bruce Irvin      | LB  | 6-3  | 258 | 12  | West Virginia '12  |
| 50 | Calvin Munson    | LB  | 6-1  | 240 | 5   | San Diego St. '17  |
| 51 | David Long Jr.   | LB  | 5-11 | 227 | 5   | West Virginia '19  |
| 52 | Justin Houston   | LB  | 6-3  | 270 | 13  | Georgia '11        |

#### DEFENSIVE BACKS (11)

| NO | NAME            | POS | HT   | WT  | EXP | COLLEGE            |
|----|-----------------|-----|------|-----|-----|--------------------|
| 4  | Kader Kohou     | CB  | 5-10 | 193 | 2   | TAMU-Commerce '22  |
| 5  | Jalen Ramsey    | CB  | 6-1  | 208 | 8   | Florida State '16  |
| 8  | Jevon Holland   | S   | 6-1  | 210 | 3   | Oregon '21         |
| 20 | Justin Bethel   | CB  | 6-0  | 195 | 12  | Presbyterian '12   |
| 21 | DeShon Elliott  | S   | 6-1  | 210 | 6   | Texas '18          |
| 22 | Elijah Campbell | DB  | 5-11 | 200 | 4   | Northern Iowa '18  |
| 24 | Carn Smith      | CB  | 6-1  | 180 | R   | South Carolina '23 |
| 25 | Xavien Howard   | CB  | 6-1  | 203 | 8   | Baylor '16         |
| 29 | Brandon Jones   | S   | 6-1  | 190 | 4   | Texas '20          |
| 33 | Eli Apple       | CB  | 6-1  | 203 | 8   | Ohio State '16     |
| 40 | Nik Needham     | CB  | 6-1  | 196 | 5   | UTEP '19           |

### SPECIALISTS (3)

| NO | NAME           | POS | HT   | WT  | EXP | COLLEGE        |
|----|----------------|-----|------|-----|-----|----------------|
| 7  | Jason Sanders  | K   | 5-11 | 195 | 6   | New Mexico '18 |
| 16 | Jake Bailey    | P   | 6-2  | 214 | 5   | Stanford '19   |
| 44 | Blake Ferguson | LS  | 6-3  | 240 | 4   | LSU '20        |

### PRACTICE SQUAD (16)

| NO | NAME             | POS | HT   | WT  | EXP | COLLEGE              |
|----|------------------|-----|------|-----|-----|----------------------|
| 34 | Parry Nickerson  | CB  | 5-10 | 179 | 5   | Tulane '18           |
| 37 | Darrynton Evans  | RB  | 5-10 | 203 | 4   | Appalachian St. '20  |
| 38 | Ethan Bonner     | CB  | 6-1  | 186 | R   | Stanford '23         |
| 47 | Malik Reed       | LB  | 6-2  | 235 | 5   | Nevada '19           |
| 56 | Quinton Bell     | LB  | 6-4  | 251 | 3   | Prairie View A&M '22 |
| 63 | Chasen Hines     | OL  | 6-3  | 320 | 2   | LSU '19              |
| 64 | Matt Skura       | OL  | 6-3  | 313 | 7   | Duke '16             |
| 76 | Justin Hayes     | T   | 6-7  | 305 | R   | Michigan '23         |
| 78 | Justin Ellis     | DT  | 6-2  | 334 | 10  | Louisiana Tech '14   |
| 80 | Tanner Conner    | TE  | 6-3  | 232 | 2   | Idaho State '22      |
| 84 | Anthony Schwartz | WR  | 6-0  | 186 | 3   | Auburn '21           |
| 86 | Braylon Sanders  | WR  | 6-1  | 190 | 1   | Mississippi '22      |
| 87 | Freddie Swain    | WR  | 6-0  | 202 | 4   | Florida '20          |
| 88 | Nick Bowers      | TE  | 6-4  | 260 | 2   | Penn State '20       |
| 95 | Byron Cowart     | DT  | 6-3  | 300 | 5   | Maryland '19         |
| 96 | Brandon Pili     | DT  | 6-3  | 319 | R   | USC '23              |





## 2023 MIAMI DOLPHINS – HOW THEY WERE ACQUIRED

\*as of Jan. 15, 2024

|      | DRAFT (17)   | TRADES (4)  | WAIVERS (2)              | FREE AGENTS (30)  |
|------|--|---|--------------------------|---|
| 2016 | CB Xavier Howard (2)   |   |                          |   |
| 2018 | TE Durham Smythe (4a)<br>K Jason Sanders (7b)  |   |                          |   |
| 2019 | DT Christian Wilkins (1)   |   | DT Zach Sieler (Bal.)    | CB Nik Needham  |
| 2020 | QB Tua Tagovailoa (1a)<br>OL Austin Jackson (1b)<br>OL Robert Hunt (2a)<br>DT Raekwon Davis (2b)<br>S Brandon Jones (3)<br>LS Blake Ferguson (6) |   |                          | DE Emmanuel Ogbah (KC)  |
| 2021 | WR Jaylen Waddle (1a)<br>S Jevon Holland (2a)<br>OL Liam Eichenberg (2b)   |   | DB Elijah Campbell (NYJ) | OL Robert Jones<br>LB Duke Riley (Phi.)<br>T Kion Smith   |
| 2022 | LB Channing Tindall (3)<br>QB Skylar Thompson (7b)   | WR Tyreek Hill (KC)<br>RB Jeff Wilson Jr. (SF)    |                          | T Terron Armstead (NO)<br>CB Justin Bethel<br>OL Lester Cotton<br>WR River Cracraft<br>FB Alec Ingold<br>LB Melvin Ingram (KC)<br>CB Kader Kohou<br>T Kendall Lamm<br>RB Raheem Mostert (SF)<br>WR Cedrick Wilson Jr. (Dal.)  |
| 2023 | CB Cam Smith (2)<br>RB De'Von Achane (3)   | WR Chase Claypool (Chi.)<br>CB Jalen Ramsey (LAR) |                          | CB Eli Apple<br>P Jake Bailey<br>WR Braxton Berrios<br>RB Chris Brooks<br>WR Robbie Chosen<br>S DeShon Elliott (Det.)<br>DT Da'Shawn Hand<br>OL Jonothan Harrison<br>TE Julian Hill<br>LB Justin Houston<br>LB Bruce Irvin<br>TE Tyler Kroft<br>LB David Long Jr. (Ten.)<br>LB Calvin Munson<br>QB Mike White (NYJ) |

### PRONUNCIATION GUIDE

| PLAYER             | PHONETICALLY   | PLAYER            | PHONETICALLY           | COACH              | PHONETICALLY             |
|--------------------|----------------|-------------------|------------------------|--------------------|--------------------------|
| RB De'Von Achane   | duh-VON A-chan | FB Alec Ingold    | INN-gold               | Mathieu Araujo     | uh-ROO-joh               |
| T Terron Armstead  | tuh-RON        | CB Kader Kohou    | KAY-der KOH-hoo        | Anthony Campanile  | CAMP-uh-neel-ee          |
| WR River Cracraft  | CRAY-craft     | RB Raheem Mostert | RAH-heem MOZE-tert     | Lermuel Jeanpierre | leh-mew-ELL zhon-pee-AIR |
| DT Raekwon Davis   | RAY-kwon       | DE Emmanuel Ogbah | AHG-buh                | Dave Puloka        | puh-LOH-kuh              |
| OL Liam Eichenberg | IKE-en-burg    | DT Zach Sieler    | SEE-ler                | Eric Stutesville   | STOO-des-vill            |
| S DeShon Elliott   | duh-SHON       | TE Durham Smythe  | sm-eye-th              |                    |                          |
| S Jevon Holland    | juh-VON        | QB Tua Tagovailoa | TOO-uh TUNG-oh-vai-LOA |                    |                          |
| CB Xavier Howard   | EX-ay-vee-n    |                   |                        |                    |                          |



## MIAMI DOLPHINS CONTRACT STATUS

\*as of Jan. 15, 2024

| Contract Status |     |                    |                |      |      |      |      |      |  |
|-----------------|-----|--------------------|----------------|------|------|------|------|------|--|
|                 | No. | Name               | 2023           | 2024 | 2025 | 2026 | 2027 | 2028 | Contract Details                                 |
| QB              | 1   | Tagovailoa, Tua    |                |      | UFA  |      |      |      | Signed 5-year rookie contract in 2020            |
|                 | 6   | Thompson, Skylar   |                |      |      | UFA  |      |      | Signed 4-year rookie contract in 2022            |
|                 | 14  | White, Mike        |                |      | UFA  |      |      |      | Signed 2-year contract as UFA in 2023            |
| RB              | 28  | Achane, Devon      |                |      |      |      | UFA  |      | Signed 4-year rookie contract in 2023            |
|                 | 35  | Brooks, Chris      |                |      |      | RFA  |      |      | Signed 3-year contract as UDFA in 2023           |
|                 | 30  | Ingold, Alec       |                |      |      |      | UFA  |      | Signed 3-year contract extension in 2023         |
|                 | 31  | Mostert, Raheem    |                |      | UFA  |      |      |      | Signed 2-year contract as UFA in 2023            |
| WR              | 23  | Wilson Jr., Jeff   |                |      | UFA  |      |      |      | Signed 2-year contract as UFA in 2023            |
|                 | 0   | Berrios, Braxton   |                | UFA  |      |      |      |      | Signed 1-year contract as FA in 2023             |
|                 | 3   | Chosen, Robbie     |                | UFA  |      |      |      |      | Signed 1-year contract from PS in 2023           |
|                 | 83  | Claypool, Chase    |                | UFA  |      |      |      |      | Signed 4-year rookie contract with PIT in 2020   |
|                 | 85  | Cracraft, River    |                | UFA  |      |      |      |      | Signed 1-year contract as UFA in 2023            |
|                 | 10  | Hill, Tyreek       |                |      |      |      | UFA  |      | Signed 4-year contract extension in 2022         |
|                 | 17  | Waddle, Jaylen     |                |      | 5YO  | UFA  |      |      | Signed 5-year rookie contract in 2021            |
| TE              | 11  | Wilson, Cedrick    |                | UFA  |      |      |      |      | Signed 1-year contract restructure in 2023       |
|                 | 89  | Hill, Julian       |                |      |      | RFA  |      |      | Signed 3-year contract as UDFA in 2023           |
|                 | 82  | Kroft, Tyler       |                | UFA  |      |      |      |      | Signed 1-year contract as FA in 2023             |
|                 | 81  | Smythe, Durham     |                |      |      | UFA  |      |      | Signed 2-year contract extension in 2023         |
|                 | 72  | Armstead, Terron   |                |      |      |      | UFA  |      | Signed 5-year contract as UFA in 2022            |
| OL              | 66  | Cotton, Lester     |                |      | RFA  |      |      |      | Signed 2-year FA contract in 2023                |
|                 | 74  | Eichenberg, Liam   |                |      | UFA  |      |      |      | Signed 4-year rookie contract in 2021            |
|                 | 60  | Harrison, Jonothan |                | UFA  |      |      |      |      | Signed 1-year contract as FA in 2023             |
|                 | 68  | Hunt, Robert       |                | UFA  |      |      |      |      | Signed 4-year rookie contract in 2020            |
|                 | 73  | Jackson, Austin    |                |      |      |      | UFA  |      | Signed 3-year contract extension in 2023         |
|                 | 65  | Jones, Robert      |                | RFA  |      |      |      |      | Signed 3-year contract as UDFA in 2021           |
|                 | 70  | Lamm, Kendall      |                | UFA  |      |      |      |      | Signed 1-year contract as UFA in 2023            |
|                 | 71  | Smith, Kion        |                |      | ERFA |      |      |      | Signed 2-year FA contract in 2023                |
|                 | DL  | 98                 | Davis, Raekwon |      | UFA  |      |      |      |  |
| 96              |     | Hand, Da'Shawn     |                | RFA  |      |      |      |      | Signed 1-year contract from PS in 2023           |
| 91              |     | Ogbah, Emmanuel    |                |      |      | UFA  |      |      | Signed 4-year contract as UFA in 2022            |
| 93              |     | Sieler, Zach       |                |      |      |      | UFA  |      | Signed 3-year contract extension in 2023         |
| 94              |     | Wilkins, Christian |                | UFA  |      |      |      |      | Signed 5-year rookie contract in 2019            |
| LB              | 52  | Houston, Justin    |                | UFA  |      |      |      |      | Signed 1-year contract as FA in 2023             |
|                 | 9   | Ingram, Melvin     |                | UFA  |      |      |      |      | Signed 1-year contract from PS in 2023           |
|                 | 46  | Irvin, Bruce       |                | UFA  |      |      |      |      | Signed 1-year contract as FA in 2023             |
|                 | 51  | Long, David        |                |      | UFA  |      |      |      | Signed 2-year contract as UFA in 2023            |
|                 | 50  | Munson, Calvin     |                | UFA  |      |      |      |      | Signed 1-year contract from NE's PS in 2023      |
|                 | 45  | Riley, Duke        |                |      | UFA  |      |      |      | Signed 2-year contract as UFA in 2023            |
|                 | 41  | Tindall, Channing  |                |      |      | UFA  |      |      | Signed 4-year rookie contract in 2022            |
| DB              | 33  | Apple, Eli         |                | UFA  |      |      |      |      | Signed 1-year contract as FA in 2023             |
|                 | 20  | Bethel, Justin     |                | UFA  |      |      |      |      | Signed 1-year contract as FA in 2023             |
|                 | 22  | Campbell, Elijah   |                | RFA  |      |      |      |      | Signed 1-year contract as ERFA in 2022           |
|                 | 21  | Elliott, DeShon    |                | UFA  |      |      |      |      | Signed 1-year contract as UFA in 2023            |
|                 | 8   | Holland, Jevon     |                |      | UFA  |      |      |      | Signed 4-year rookie contract in 2021            |
|                 | 25  | Howard, Xavien     |                |      |      |      | UFA  |      | Signed 2-year contract extension in 2022         |
|                 | 29  | Jones, Brandon     |                | UFA  |      |      |      |      | Signed 4-year rookie contract in 2020            |
|                 | 4   | Kohou, Kader       |                |      | RFA  |      |      |      | Signed 3-year contract as UDFA in 2022           |
|                 | 40  | Needham, Nik       |                | UFA  |      |      |      |      | Signed 1-year contract as UFA in 2023            |
|                 | 5   | Ramsey, Jalen      |                |      |      | UFA  |      |      | Signed 5-year contract extension with LA in 2020 |
| ST              | 24  | Smith, Cam         |                |      |      |      | UFA  |      | Signed 4-year rookie contract in 2023            |
|                 | 16  | Bailey, Jake       |                | UFA  |      |      |      |      | Signed 1-year contract as FA in 2023             |
|                 | 44  | Ferguson, Blake    |                |      |      |      | UFA  |      | Signed 3-year contract extension in 2023         |
|                 | 7   | Sanders, Jason     |                |      |      |      | UFA  |      | Signed 5-year contract extension in 2021         |



# SUPPLEMENTAL STATS



## 2023 REGULAR SEASON STATISTICS

### REGULAR SEASON RESULTS (11-6)

| DATE     | OPPONENT                         | SCORE | W/L | ATTENDANCE |
|----------|----------------------------------|-------|-----|------------|
| Sept. 10 | at L.A. Chargers                 | 36-34 | W   | 70,240     |
| Sept. 17 | at New England                   | 24-17 | W   | 64,628     |
| Sept. 24 | DENVER                           | 70-20 | W   | 65,522     |
| Oct. 1   | at Buffalo                       | 20-48 | L   | 70,881     |
| Oct. 8   | N.Y. GIANTS                      | 31-16 | W   | 65,654     |
| Oct. 15  | CAROLINA                         | 42-21 | W   | 65,529     |
| Oct. 22  | at Philadelphia                  | 17-31 | L   | 69,879     |
| Oct. 29  | NEW ENGLAND                      | 31-17 | W   | 65,836     |
| Nov. 5   | at Kansas City (Frankfurt, Ger.) | 14-21 | L   | 50,023     |
| Nov. 11  | LAS VEGAS                        | 20-13 | W   | 66,026     |
| Nov. 24  | at N.Y. Jets                     | 34-13 | W   | 82,973     |
| Dec. 3   | at Washington                    | 45-15 | W   | 63,459     |
| Dec. 11  | TENNESSEE                        | 27-28 | L   | 66,068     |
| Dec. 17  | N.Y. JETS                        | 30-0  | W   | 65,967     |
| Dec. 24  | DALLAS                           | 22-20 | W   | 66,410     |
| Dec. 31  | at Baltimore                     | 19-56 | L   | 71,196     |
| Jan. 7   | BUFFALO                          | 14-21 | L   | 66,292     |

### TEAM STATISTICS

|                          | DOLPHINS       | OPPONENTS      |
|--------------------------|----------------|----------------|
| <b>TOTAL FIRST DOWNS</b> | <b>360</b>     | <b>321</b>     |
| Rushing                  | 113            | 109            |
| Passing                  | 223            | 186            |
| Penalty                  | 24             | 26             |
| 3rd Down: Made/Att       | 85/202         | 84/216         |
| 3rd Down Pct.            | 42.1%          | 38.9%          |
| 4th Down: Made/Att       | 11/25          | 14/30          |
| 4th Down Pct.            | 44.0%          | 46.7%          |
| <b>POSSESSION AVG.</b>   | <b>30:10</b>   | <b>29:50</b>   |
| <b>TOTAL NET YARDS</b>   | <b>6822</b>    | <b>5411</b>    |
| Avg. Per Game            | 401.3          | 318.3          |
| Total Plays              | 1053           | 1057           |
| Avg. Per Play            | 6.5            | 5.1            |
| <b>NET YARDS RUSHING</b> | <b>2308</b>    | <b>1650</b>    |
| Avg. Per Game            | 135.8          | 97.1           |
| Total Rushes             | 456            | 433            |
| <b>NET YARDS PASSING</b> | <b>4514</b>    | <b>3761</b>    |
| Avg. Per Game            | 265.5          | 221.2          |
| Sacked/Yards Lost        | 31/184         | 56/371         |
| Gross Yards              | 4698           | 4132           |
| Attempts/Completions     | 566/393        | 568/380        |
| Completion Pct.          | 69.4%          | 66.9%          |
| Had Intercepted          | 15             | 15             |
| <b>PUNTS/AVERAGE</b>     | <b>53/45.7</b> | <b>67/49.0</b> |
| <b>NET PUNTING AVG.</b>  | <b>40.7</b>    | <b>43.9</b>    |
| <b>PENALTIES/YARDS</b>   | <b>97/767</b>  | <b>96/719</b>  |
| <b>FUMBLES/BALL LOST</b> | <b>24/10</b>   | <b>19/12</b>   |
| <b>TOUCHDOWNS</b>        | <b>61</b>      | <b>48</b>      |
| Rushing                  | 27             | 15             |
| Passing                  | 30             | 27             |
| Returns                  | 4              | 6              |

#### SCORE BY QUARTERS

|           | Q1  | Q2  | Q3  | Q4  | OT | TOTAL |
|-----------|-----|-----|-----|-----|----|-------|
| Dolphins  | 102 | 182 | 104 | 108 | 0  | 496   |
| Opponents | 83  | 128 | 51  | 129 | 0  | 391   |



## 2023 REGULAR SEASON STATISTICS

| PASSING      |     |     |      |       |         |    |       |     |       |      |      |      |        |
|--------------|-----|-----|------|-------|---------|----|-------|-----|-------|------|------|------|--------|
|              | ATT | CMP | YDS  | CMP%  | YDS/ATT | TD | TD%   | INT | INT%  | LONG | SACK | LOST | RATING |
| T.Tagovailoa | 560 | 388 | 4624 | 69.3% | 8.3     | 29 | 5.2%  | 14  | 2.5%  | 78t  | 29/  | 171  | 101.1  |
| M.White      | 6   | 5   | 74   | 83.3% | 12.3    | 1  | 16.7% | 1   | 16.7% | 68t  | 0/   | 0    | 118.1  |
| D.Achane     | 0   | 0   | 0    | 0.0%  | 0.0     | 0  | 0.0%  | 0   | 0.0%  | 0    | 1/   | 6    | 0.0    |
| C.Wilson     | 0   | 0   | 0    | 0.0%  | 0.0     | 0  | 0.0%  | 0   | 0.0%  | 0    | 1/   | 7    | 0.0    |
| DOLPHINS     | 566 | 393 | 4698 | 69.4% | 8.3     | 30 | 5.3%  | 15  | 2.7%  | 78t  | 31/  | 184  | 101.1  |
| OPPONENTS    | 568 | 380 | 4132 | 66.9% | 7.3     | 27 | 4.8%  | 15  | 2.6%  | 75t  | 56/  | 371  | 93.0   |

| RUSHING          |            |             |            |            |           |
|------------------|------------|-------------|------------|------------|-----------|
|                  | NO.        | YDS.        | AVG.       | LG         | TD        |
| R.Mostert        | 209        | 1012        | 4.8        | 49         | 18        |
| D.Achane         | 103        | 800         | 7.8        | 76t        | 8         |
| J.Wilson Jr.     | 41         | 188         | 4.6        | 15         | 0         |
| C.Brooks         | 19         | 106         | 5.6        | 52         | 0         |
| T.Tagovailoa     | 35         | 74          | 2.1        | 9          | 0         |
| S.Ahmed          | 22         | 61          | 2.8        | 10         | 1         |
| E.Ezukanma       | 5          | 22          | 4.4        | 12         | 0         |
| D.Evans          | 2          | 16          | 8.0        | 13         | 0         |
| T.Hill           | 6          | 15          | 2.5        | 14         | 0         |
| J.Waddle         | 3          | 12          | 4.0        | 12         | 0         |
| B.Berrios        | 1          | 11          | 11.0       | 11         | 0         |
| A.Ingold         | 2          | 0           | 0.0        | 0          | 0         |
| M.White          | 8          | -9          | -1.1       | 0          | 0         |
| <b>DOLPHINS</b>  | <b>456</b> | <b>2308</b> | <b>5.1</b> | <b>76t</b> | <b>27</b> |
| <b>OPPONENTS</b> | <b>433</b> | <b>1650</b> | <b>3.8</b> | <b>55</b>  | <b>15</b> |

| RECEIVING        |            |             |             |            |           |
|------------------|------------|-------------|-------------|------------|-----------|
|                  | NO.        | YDS.        | AVG.        | LG         | TD        |
| T.Hill           | 119        | 1799        | 15.1        | 78t        | 13        |
| J.Waddle         | 72         | 1014        | 14.1        | 60t        | 4         |
| D.Smythe         | 35         | 366         | 10.5        | 22         | 0         |
| B.Berrios        | 27         | 238         | 8.8         | 22         | 1         |
| D.Achane         | 27         | 197         | 7.3         | 23         | 3         |
| R.Mostert        | 25         | 175         | 7.0         | 22         | 3         |
| C.Wilson Jr.     | 22         | 296         | 13.5        | 31t        | 3         |
| S.Ahmed          | 16         | 88          | 5.5         | 20         | 1         |
| J.Wilson Jr.     | 14         | 85          | 6.1         | 12         | 0         |
| A.Ingold         | 13         | 119         | 9.2         | 23         | 0         |
| R.Cracraft       | 9          | 121         | 13.4        | 24         | 1         |
| J.Hill           | 6          | 48          | 8.0         | 18         | 0         |
| R.Chosen         | 4          | 126         | 31.5        | 68t        | 1         |
| C.Claypool       | 4          | 26          | 6.5         | 15         | 0         |
| <b>DOLPHINS</b>  | <b>393</b> | <b>4698</b> | <b>12.0</b> | <b>78t</b> | <b>30</b> |
| <b>OPPONENTS</b> | <b>380</b> | <b>4132</b> | <b>10.9</b> | <b>75t</b> | <b>27</b> |

| INTERCEPTIONS    |           |            |             |             |          |
|------------------|-----------|------------|-------------|-------------|----------|
|                  | NO.       | YDS.       | AVG.        | LG          | TD       |
| J.Ramsey         | 3         | 52         | 17.3        | 49          | 0        |
| B.Jones          | 2         | 40         | 20.0        | 40          | 0        |
| J.Baker          | 2         | 23         | 11.5        | 22t         | 1        |
| J.Holland        | 1         | 99         | 99.0        | 99t         | 1        |
| A.Van Ginkel     | 1         | 33         | 33.0        | 33t         | 1        |
| E.Apple          | 1         | 8          | 8.0         | 8           | 0        |
| E.Ogbah          | 1         | 5          | 5.0         | 5           | 0        |
| J.Phillips       | 1         | 5          | 5.0         | 5           | 0        |
| Z.Steler         | 1         | 5          | 5.0         | 5t          | 1        |
| D.Elliott        | 1         | 0          | 0.0         | 0           | 0        |
| X.Howard         | 1         | 0          | 0.0         | 0           | 0        |
| <b>DOLPHINS</b>  | <b>15</b> | <b>270</b> | <b>18.0</b> | <b>99t</b>  | <b>4</b> |
| <b>OPPONENTS</b> | <b>15</b> | <b>297</b> | <b>19.8</b> | <b>102t</b> | <b>3</b> |

| PUNTING          |           |             |             |             |          |           |           |
|------------------|-----------|-------------|-------------|-------------|----------|-----------|-----------|
|                  | NO.       | YDS.        | AVG.        | NET         | TB       | IN 20     | BLK       |
| J.Bailey         | 53        | 2424        | 45.7        | 40.7        | 3        | 20        | 66        |
| <b>DOLPHINS</b>  | <b>53</b> | <b>2424</b> | <b>45.7</b> | <b>40.7</b> | <b>3</b> | <b>20</b> | <b>66</b> |
| <b>OPPONENTS</b> | <b>67</b> | <b>3285</b> | <b>49.0</b> | <b>43.9</b> | <b>4</b> | <b>25</b> | <b>68</b> |

| PUNT RETURNS |      |    |      |      |     |    |
|--------------|------|----|------|------|-----|----|
|              | RET. | FC | YDS. | AVG. | LG  | TD |
| B.Berrios    | 23   | 24 | 235  | 10.2 | 19  | 0  |
| C.Wilson     | 4    | 2  | 30   | 7.5  | 14  | 0  |
| DOLPHINS     | 27   | 26 | 265  | 9.8  | 19  | 0  |
| OPPONENTS    | 17   | 19 | 207  | 12.2 | 96t | 1  |





## 2023 REGULAR SEASON STATISTICS

### KICKOFF RETURNS

|                  | NO.       | YDS.       | AVG.        | LG         | TD       |
|------------------|-----------|------------|-------------|------------|----------|
| B.Berrios        | 18        | 441        | 24.5        | 33         | 0        |
| <b>DOLPHINS</b>  | <b>18</b> | <b>441</b> | <b>24.5</b> | <b>33</b>  | <b>0</b> |
| <b>OPPONENTS</b> | <b>15</b> | <b>457</b> | <b>30.5</b> | <b>99t</b> | <b>1</b> |

### FIELD GOALS

|                  | 1-19       | 20-29      | 30-39      | 40-49      | 50+        |
|------------------|------------|------------|------------|------------|------------|
| J.Sanders        | 0/0        | 6/6        | 7/7        | 6/8        | 5/7        |
| <b>TEAM</b>      | <b>0/0</b> | <b>6/6</b> | <b>7/7</b> | <b>6/8</b> | <b>5/7</b> |
| <b>OPPONENTS</b> | <b>0/0</b> | <b>5/5</b> | <b>6/6</b> | <b>4/5</b> | <b>3/5</b> |

### SCORING

|                  | TOTAL     | TDR       | TDP       | TDRt     | PAT          | FG           | 2-PT     | PTS        |
|------------------|-----------|-----------|-----------|----------|--------------|--------------|----------|------------|
| J.Sanders        | 0         | 0         | 0         | 0        | 58/59        | 24/28        | 0        | 130        |
| R.Mostert        | 21        | 18        | 3         | 0        | 0/0          | 0/0          | 0        | 126        |
| T.Hill           | 13        | 0         | 13        | 0        | 0/0          | 0/0          | 0        | 78         |
| D.Achane         | 11        | 8         | 3         | 0        | 0/0          | 0/0          | 0        | 66         |
| J.Waddle         | 4         | 0         | 4         | 0        | 0/0          | 0/0          | 0        | 24         |
| C.Wilson         | 3         | 0         | 3         | 0        | 0/0          | 0/0          | 0        | 18         |
| S.Ahmed          | 2         | 1         | 1         | 0        | 0/0          | 0/0          | 0        | 12         |
| J.Baker          | 1         | 0         | 0         | 1        | 0/0          | 0/0          | 0        | 6          |
| B.Berrios        | 1         | 0         | 1         | 0        | 0/0          | 0/0          | 0        | 6          |
| R.Chosen         | 1         | 0         | 1         | 0        | 0/0          | 0/0          | 0        | 6          |
| R.Cracraft       | 1         | 0         | 1         | 0        | 0/0          | 0/0          | 0        | 6          |
| J.Holland        | 1         | 0         | 0         | 1        | 0/0          | 0/0          | 0        | 6          |
| Z.Sieler         | 1         | 0         | 0         | 1        | 0/0          | 0/0          | 0        | 6          |
| A.Van Ginkel     | 1         | 0         | 0         | 1        | 0/0          | 0/0          | 0        | 6          |
| <b>DOLPHINS</b>  | <b>61</b> | <b>27</b> | <b>30</b> | <b>4</b> | <b>58/59</b> | <b>24/28</b> | <b>0</b> | <b>496</b> |
| <b>OPPONENTS</b> | <b>48</b> | <b>15</b> | <b>27</b> | <b>6</b> | <b>45/46</b> | <b>18/21</b> | <b>2</b> | <b>391</b> |

### TWO-POINT CONVERSIONS

None

**DOLPHINS: 0/2, OPPONENTS: 2/2**

### SACKS

B.Chubb 11.0, Z.Sieler 10.0, C.Wilkins 9.0, J.Phillips 6.5, A.Van Ginkel 6.0, E.Ogbah 5.0, J.Baker 1.5, M. Ingram 1.5, R.Davis 1.0, D.Hand 1.0, K.Kohou 1.0, D.Long 1.0, E.Apple 0.5, J.Bethel 0.5, D.Riley 0.5

**DOLPHINS: 56.0, OPPONENTS: 31.0**

### DEFENSE

| PLAYER       | SOLO | ASST | TOT | SACKS | YDS  | TFL | QBH | INT | PD | FF | FR |
|--------------|------|------|-----|-------|------|-----|-----|-----|----|----|----|
| D.Long Jr.   | 62   | 48   | 110 | 1.0   | 9.0  | 9   | 6   | -   | 1  | 1  | -  |
| D.Elliott    | 53   | 29   | 82  | -     | -    | 1   | -   | 1   | 7  | -  | 1  |
| J.Baker      | 51   | 27   | 78  | 1.5   | 0.0  | 2   | 4   | 2   | 3  | -  | -  |
| J.Holland    | 51   | 22   | 73  | -     | -    | 3   | -   | 1   | 4  | 3  | 1  |
| B.Chubb      | 45   | 28   | 73  | 11.0  | 84.0 | 11  | 22  | -   | 2  | 6  | 2  |
| A.Van Ginkel | 42   | 27   | 69  | 6.0   | 37.5 | 8   | 19  | 1   | 8  | -  | 1  |
| K.Kohou      | 52   | 11   | 63  | 1.0   | 12.0 | 5   | 5   | -   | 10 | -  | 1  |
| C.Wilkins    | 36   | 27   | 63  | 9.0   | 71.0 | 10  | 23  | -   | 2  | 1  | 2  |
| Z.Sieler     | 32   | 31   | 63  | 10.0  | 61.5 | 11  | 22  | 1   | 4  | 1  | 2  |
| E.Apple      | 37   | 9    | 46  | 0.5   | 0.0  | -   | 1   | 1   | 9  | -  | -  |
| B.Jones      | 35   | 11   | 46  | -     | -    | 2   | 1   | 2   | 4  | 1  | 1  |
| X.Howard     | 36   | 9    | 45  | -     | -    | 1   | 1   | 1   | 12 | -  | -  |
| J.Phillips   | 28   | 15   | 43  | 6.5   | 36.5 | 7   | 11  | 1   | 2  | -  | -  |
| D.Riley      | 28   | 10   | 38  | 0.5   | 0.5  | -   | 2   | -   | 1  | 1  | -  |
| R.Davis      | 16   | 12   | 28  | 1.0   | 5    | 3   | 6   | -   | -  | -  | -  |
| J.Ramsey     | 18   | 4    | 22  | -     | -    | -   | -   | 3   | 5  | -  | -  |
| E.Ogbah      | 7    | 12   | 19  | 5.0   | 30.5 | 3   | 8   | 1   | 2  | 1  | -  |
| D.Hand       | 6    | 11   | 17  | 1.0   | 11   | 1   | 3   | -   | 2  | -  | -  |
| J.Bethel     | 9    | 4    | 13  | 0.5   | 4.5  | 2   | 1   | -   | 1  | -  | -  |
| E.Campbell   | 6    | 3    | 9   | -     | -    | -   | -   | -   | 1  | -  | -  |
| M.Ingram     | 6    | 1    | 7   | 1.5   | 8.0  | 1   | 2   | -   | -  | -  | -  |
| N.Needham    | 4    | 3    | 7   | -     | -    | -   | -   | -   | -  | -  | -  |
| P.Nickerson  | 5    | 0    | 5   | -     | -    | -   | -   | -   | -  | -  | -  |
| C.Tindall    | 2    | 2    | 4   | -     | -    | -   | -   | -   | -  | -  | -  |
| C.Goodo      | 1    | 2    | 3   | -     | -    | -   | 2   | -   | -  | -  | -  |
| K.Joseph     | 2    | 0    | 2   | -     | -    | -   | -   | -   | -  | -  | -  |
| C.Smith      | 1    | 1    | 2   | -     | -    | -   | -   | -   | -  | -  | -  |
| B.Pili       | 1    | 1    | 2   | -     | -    | -   | -   | -   | -  | -  | -  |
| C.Munson     | 1    | 0    | 1   | -     | -    | -   | -   | -   | -  | -  | -  |
| E.Bonner     | 0    | 1    | 1   | -     | -    | -   | -   | -   | 1  | -  | -  |

**NOTE:** Special teams and miscellaneous tackles not included above.

**Miscellaneous Tackles:** T. Hill 5, J. Waddle 3, C. Claypool 1, L. Cotton 1, L. Eichenberg 1, A. Ingold 1, D. Smythe 1



## 2023 REGULAR SEASON STATISTICS

**Miscellaneous Fumble Recoveries:** T. Tagovailoa 9, B. Berrios 1, C. Claypool 1, R. Mostert 1.

**Sacks:** B. Chubb (11.0) – 1.0 at New England (9/17), 1.0 vs. Carolina (10/15), 2.0 at Philadelphia (10/22), 1.0 vs. New England (10/29), 1.0 at Kansas City^ (11/5), 0.5 at Washington (12/3), 3.0 vs. N.Y. Jets (12/17), 1.5 vs. Dallas (12/24)  
Z. Sieler (10.0) – 1.0 at L.A. Chargers (9/10), 2.0 vs. N.Y. Giants (10/8), 1.0 vs. Carolina (10/15), 1.0 at N.Y. Jets (11/24), 1.5 at Washington (12/3), 1.0 vs. N.Y. Jets (12/17), 1.0 vs. Dallas (12/24), 1.0 at Baltimore (12/31), 0.5 vs. Buffalo (1/7)  
C. Wilkins (9.0) – 1.0 at New England (9/17), 0.5 vs. N.Y. Giants (10/8), 2.0 vs. Carolina (10/15), 1.0 vs. New England (10/29), 2.0 at N.Y. Jets (11/24), 1.0 vs. Tennessee (12/11), 0.5 vs. N.Y. Jets (12/17), 1.0 vs. Buffalo (1/7)  
J. Phillips (6.5) – 0.5 at L.A. Chargers (9/10), 1.0 at Philadelphia (10/22), 1.0 vs. New England (10/29), 1.0 at Kansas City^ (11/5), 2.0 vs. Las Vegas (11/19), 1.0 at N.Y. Jets (11/24)  
A. Van Ginkel (6.0) – 1.0 at New England (9/17), 2.0 at Buffalo (10/1), 1.0 vs. N.Y. Giants (10/8), 0.5 vs. N.Y. Jets (12/17), 1.5 vs. Dallas (12/24)  
E. Ogbah (5.0) – 1.0 vs. Denver (9/24), 1.5 vs. N.Y. Giants (10/8), 1.0 at N.Y. Jets (11/24), 1.0 at Washington (12/3), 0.5 vs. N.Y. Jets (12/17)  
J. Baker (1.5) – 1.5 vs. N.Y. Giants (10/8)  
M. Ingram (1.5) – 1.5 vs. Buffalo (1/7)  
R. Davis (1.0) – 1.0 at N.Y. Jets (11/24)  
D. Hand (1.0) – 1.0 at N.Y. Jets (11/24)  
K. Kohou (1.0) – 1.0 at L.A. Chargers (9/10)  
D. Long Jr. (1.0) – 1.0 at New England (9/17)  
E. Apple (0.5) – 0.5 vs. N.Y. Giants (10/8)  
J. Bethel (0.5) – 0.5 at L.A. Chargers (9/10)  
D. Riley (0.5) – 0.5 vs. N.Y. Jets (12/17)

^Game played in Frankfurt, Germany

| SPECIAL TEAMS |      |      |       |    |    |     |
|---------------|------|------|-------|----|----|-----|
| PLAYER        | SOLO | ASST | TOTAL | FF | FR | BFG |
| J. Bethel     | 6    | -    | 6     | -  | -  | -   |
| E. Campbell   | 4    | 2    | 6     | -  | 1  | -   |
| C. Claypool   | 2    | 3    | 5     | -  | -  | -   |
| D. Riley      | 2    | 2    | 4     | -  | -  | -   |
| C. Tindall    | 1    | 3    | 4     | -  | -  | -   |
| C. Goode      | 2    | 1    | 3     | -  | -  | -   |
| D. Long Jr.   | 2    | 1    | 3     | -  | -  | -   |
| C. Wilkins    | 2    | -    | 2     | -  | -  | -   |
| B. Jones      | 1    | 1    | 2     | -  | -  | -   |
| C. Winovich   | 1    | 1    | 2     | -  | -  | -   |
| J. Holland    | 1    | -    | 1     | -  | -  | -   |
| D. Smythe     | 1    | -    | 1     | -  | -  | -   |
| J. Sanders    | 1    | -    | 1     | -  | -  | -   |
| B. Berrios    | -    | -    | -     | -  | 1  | -   |

| STATISTICAL BESTS                 |     |                                     |
|-----------------------------------|-----|-------------------------------------|
| DOLPHINS – INDIVIDUAL             |     |                                     |
| <b>RUSHING</b>                    |     |                                     |
| Attempts                          | 22  | Raheem Mostert vs. Las Vegas, 11/19 |
| Yards                             | 203 | De'Von Achane vs. Denver, 9/24      |
| Touchdowns                        | 3   | Raheem Mostert vs. Denver, 9/24     |
| Yards by Quarterback              | 15  | Tua Tagovailoa vs. Tennessee, 12/11 |
| Longest Run from Scrimmage        | 76t | De'Von Achane vs. N.Y. Giants, 10/8 |
| Longest Run from Scrimmage for TD | 76t | De'Von Achane vs. N.Y. Giants, 10/8 |

|                                      |       |                                       |
|--------------------------------------|-------|---------------------------------------|
| <b>PASSING</b>                       |       |                                       |
| Attempts                             | 45    | Tua Tagovailoa at L.A. Chargers, 9/10 |
|                                      |       | Tua Tagovailoa vs. New England, 10/29 |
| Completions                          | 30    | Tua Tagovailoa vs. New England, 10/29 |
| Yards                                | 466   | Tua Tagovailoa at L.A. Chargers, 9/10 |
| Touchdowns                           | 4     | Tua Tagovailoa vs. Denver, 9/24       |
| Completion Percentage (min. 20 att.) | 88.5  | Tua Tagovailoa vs. Denver, 9/24       |
| Longest Completion                   | 78t   | Tua Tagovailoa at Washington, 12/3    |
| Longest Completion for TD            | 78t   | Tua Tagovailoa at Washington, 12/3    |
| Passer Rating (min. 20 att.)         | 155.8 | Tua Tagovailoa vs. Denver, 9/24       |

|                                   |     |                                    |
|-----------------------------------|-----|------------------------------------|
| <b>RECEIVING</b>                  |     |                                    |
| Receptions                        | 11  | Tyreek Hill at L.A. Chargers, 9/10 |
|                                   |     | Tyreek Hill at Philadelphia, 10/22 |
| Yards                             | 215 | Tyreek Hill at L.A. Chargers, 9/10 |
| Touchdowns                        | 2   | Tyreek Hill at L.A. Chargers, 9/10 |
|                                   |     | De'Von Achane vs. Denver, 9/24     |
|                                   |     | Tyreek Hill at Washington, 12/3    |
| Longest Reception                 | 78t | Tyreek Hill at Washington, 12/3    |
| Longest Reception by Running Back | 23  | Alec Ingold at Buffalo, 10/1       |
|                                   |     | De'Von Achane at Baltimore, 12/31  |
| Yards by Running Back             | 60  | Raheem Mostert vs. Denver, 9/24    |

|                                   |     |                                |
|-----------------------------------|-----|--------------------------------|
| <b>TOTAL YARDS FROM SCRIMMAGE</b> | 233 | De'Von Achane vs. Denver, 9/24 |
|-----------------------------------|-----|--------------------------------|



## 2023 REGULAR SEASON STATISTICS

### TACKLES

|       |    |                                      |
|-------|----|--------------------------------------|
| Total | 14 | Jevon Holland at L.A. Chargers, 9/10 |
| Solo  | 10 | Jevon Holland at L.A. Chargers, 9/10 |

### INTERCEPTIONS

|                       |     |   |
|-----------------------|-----|---|
| Interceptions         | 2   | Jalen Ramsey vs. Las Vegas, 11/19<br>Brandon Jones vs. N.Y. Jets, 12/17 |
| Longest Return        | 99t | Jevon Holland at N.Y. Jets, 11/24                                       |
| Longest Return for TD | 99t | Jevon Holland at N.Y. Jets, 11/24                                       |

### FUMBLES

|                       |   |  |
|-----------------------|---|--|
| Total Forced          | 3 | Jevon Holland vs. Denver, 9/24   |
| Total Recovered       | 1 | DeShon Elliott at New England, 9/17<br>Kader Kohou vs. Denver, 9/24<br>Andrew Van Ginkel vs. Denver, 9/24<br>Christian Wilkins at Philadelphia, 10/22<br>Zach Sieler at Kansas City 11/5 (Frankfurt, Ger.)<br>Bradley Chubb vs. Tennessee, 12/11<br>Elijah Campbell vs. Tennessee, 12/11<br>Bradley Chubb vs. N.Y. Jets, 12/17<br>Zach Sieler vs. N.Y. Jets, 12/17<br>Brandon Jones vs. Dallas, 12/24<br>Jevon Holland at Baltimore, 12/31<br>Christian Wilkins vs. Buffalo, 1/7 |
| Longest Return for TD | - | -  |

### SACKS

|            |     |                                    |
|------------|-----|------------------------------------|
| Total      | 3.0 | Bradley Chubb vs. N.Y. Jets, 12/17 |
| Yards Lost | 34  | Bradley Chubb vs N.Y. Jets, 12/17  |

### SPECIAL TEAMS

|   |      |  |
|---|------|--|
| Field Goals Made                                | 5    | Jason Sanders vs. Dallas, 12/24  |
| Field Goal Attempts                             | 5    | Jason Sanders vs. Dallas, 12/24  |
| Longest Field Goal Made                         | 57   | Jason Sanders vs. Dallas, 12/24  |
| Longest Field Goal Attempt                      | 57   | Jason Sanders vs. Dallas, 12/24  |
| Punts   | 7    | Jake Bailey at Kansas City, 11/5 (Frankfurt, Ger.)   |
| Longest Punt, yards                             | 66   | Jake Bailey vs. Las Vegas, 11/19   |
| Highest Gross Punting Average (min. 4 punts)    | 48.5 | Jake Bailey vs. Carolina, 10/15  |
| Highest Net Punting Average (min. 4 punts)      | 43.3 | Jake Bailey vs. Carolina, 10/15  |
| Most Punt Returns                               | 5    | Braxton Berrios at N.Y. Jets, 11/24  |
| Most Punt Return Yards                          | 53   | Braxton Berrios vs. N.Y. Jets, 12/17   |
| Highest Punt Return Average (min. 3 returns)    | 13.3 | Braxton Berrios vs. N.Y. Jets, 12/17   |
| Longest Punt Return                             | 19   | Braxton Berrios at N.Y. Jets, 11/24<br>Braxton Berrios vs. N.Y. Jets, 12/17  |
| Most Kickoff Returns                            | 4    | Braxton Berrios at Buffalo, 10/1<br>Braxton Berrios at Philadelphia, 10/22<br>Braxton Berrios vs. Tennessee, 12/11 |
| Most Kickoff Return Yards                       | 105  | Braxton Berrios at Philadelphia, 10/22   |
| Highest Kickoff Return Average (min. 3 returns) | 26.3 | Braxton Berrios at Philadelphia, 10/22   |
| Longest Kickoff Return                          | 33   | Braxton Berrios at Philadelphia, 10/22   |

### OPPONENTS – INDIVIDUAL

#### RUSHING

|                                   |     |  |
|-----------------------------------|-----|--|
| Attempts                          | 19  | Chuba Hubbard vs. Carolina, 10/15                                    |
| Yards                             | 117 | Austin Ekeler at L.A. Chargers, 9/10                                 |
| Touchdowns                        | 2   | Sam Howell at Washington, 12/3<br>Derrick Henry vs. Tennessee, 12/11 |
| Yards by Quarterback              | 67  | Josh Allen vs. Buffalo, 1/7  |
| Longest Run from Scrimmage        | 55  | Austin Ekeler at L.A. Chargers, 9/10                                 |
| Longest Run from Scrimmage for TD | 13t | Sam Howell at Washington, 12/3                                       |

#### PASSING

|                                      |       |  |
|--------------------------------------|-------|--|
| Attempts                             | 42    | Mac Jones at New England, 9/17                                   |
| Completions                          | 31    | Mac Jones at New England, 9/17                                   |
| Yards                                | 359   | Josh Allen vs. Buffalo, 1/7                                      |
| Touchdowns                           | 5     | Lamar Jackson at Baltimore, 12/31                                |
| Completion Percentage (min. 20 att.) | 85.7  | Lamar Jackson at Baltimore, 12/31                                |
| Longest Completion                   | 75t   | Lamar Jackson at Baltimore, 12/31                                |
| Longest Completion for TD            | 75t   | Lamar Jackson at Baltimore, 12/31                                |
| Passer Rating (min. 20 att.)         | 158.3 | Josh Allen at Buffalo, 10/1<br>Lamar Jackson at Baltimore, 12/31 |



## 2023 REGULAR SEASON STATISTICS

### RECEIVING

|                                   |     |                                   |
|-----------------------------------|-----|-----------------------------------|
| Receptions                        | 11  | Adam Thielen vs. Carolina, 10/15  |
| Yards                             | 137 | A.J. Brown at Philadelphia, 10/22 |
| Touchdowns                        | 3   | Stefon Diggs at Buffalo, 10/1     |
| Longest Reception                 | 75t | Zay Flowers at Baltimore, 12/31   |
| Longest Reception by Running Back | 48  | James Cook at Buffalo, 10/1       |
| Yards by Running Back             | 89  | Tyjae Spears vs. Tennessee, 12/11 |

### TOTAL YARDS FROM SCRIMMAGE

#### TACKLES

|       |    |  |
|-------|----|--|
| Total | 14 | C.J. Mosley at N.Y. Jets, 11/24  |
| Solo  | 9  | Alohi Gilman at L.A. Chargers, 9/10<br>C.J. Mosley at N.Y. Jets, 11/24 |

### INTERCEPTIONS

|                       |      |   |
|-----------------------|------|---|
| Total                 | 1    | J.C. Jackson at L.A. Chargers, 9/10<br>Christian Gonzalez at New England, 9/17<br>Micah Hyde at Buffalo, 10/1<br>Bobby Okereke vs. N.Y. Giants, 10/8<br>Jason Pinnock vs. N.Y. Giants, 10/8<br>Troy Hill vs. Carolina, 10/15<br>Darius Slay at Philadelphia, 10/22<br>Kyle Dugger vs. New England, 10/29<br>Isaiah Pola-Mao vs. Las Vegas, 11/19<br>Brandin Echols at N.Y. Jets, 11/24<br>D.J. Reed at N.Y. Jets, 11/24<br>Roquan Smith at Baltimore, 12/31<br>Geno Stone at Baltimore, 12/31<br>Christian Benford vs. Buffalo, 1/7<br>Taylor Rapp vs. Buffalo, 1/7 |
| Longest Return        | 102t | Jason Pinnock vs. N.Y. Giants, 10/8   |
| Longest Return for TD | 102t | Jason Pinnock vs. N.Y. Giants, 10/8   |

### FUMBLES

|                       |     |  |
|-----------------------|-----|--|
| Total Forced          | 1   | Taron Johnson at Buffalo, 10/1<br>Matt Milano at Buffalo, 10/1<br>Xavier McKinney vs. N.Y. Giants, 10/8<br>Jason Pinnock vs. N.Y. Giants, 10/8<br>Trent McDuffie at Kansas City, 11/5 (Frankfurt, Ger.)<br>Willie Gay at Kansas City, 11/5 (Frankfurt, Ger.)<br>Nate Hobbs vs. Las Vegas, 11/19<br>Luke Masterson vs. Las Vegas, 11/1<br>Jaleel Johnson vs. Tennessee, 12/11                                       |
| Total Recovered       | 1   | Nick Williams at L.A. Chargers, 9/10<br>Terrel Bernard at Buffalo, 10/1<br>Kayvon Thibodeaux vs. N.Y. Giants, 10/8<br>Anfernee Jennings vs. New England, 10/29<br>Mike Edwards at Kansas City, 11/5 (Frankfurt, Ger.)<br>Divine Deablo vs. Las Vegas, 11/19<br>Marcus Epps vs. Las Vegas, 11/19<br>Ashtyn Davis at N.Y. Jets, 11/24<br>TK McLendon Jr. vs. Tennessee, 12/11<br>Trenton Simpson at Baltimore, 12/31 |
| Longest Return for TD | 59t | Bryan Cook at Kansas City, 11/5 (Frankfurt, Ger.)  |

### SACKS

|            |     |                                    |
|------------|-----|------------------------------------|
| Total      | 3.0 | Harold Landry vs. Tennessee, 12/11 |
| Yards Lost | 22  | Harold Landry vs. Tennessee, 12/11 |

### SPECIAL TEAMS

|  |      |  |
|--|------|--|
| Field Goals Made                             | 3    | Graham Gano vs. N.Y. Giants, 10/8  |
| Field Goal Attempts                          | 4    | Graham Gano vs. N.Y. Giants, 10/8  |
| Longest Field Goal Made                      | 53   | Tyler Bass at Buffalo, 10/1  |
| Longest Field Goal Attempt                   | 55   | Graham Gano vs. N.Y. Giants, 10/8  |
| Punts  | 6    | Tommy Townsend at Kansas City, 11/5 (Frankfurt, Ger.)<br>AJ Cole vs. Las Vegas, 11/19<br>Thomas Morstead at N.Y. Jets, 11/24 |
| Longest Punt, yards                          | 68   | Tommy Townsend at Kansas City, 11/5 (Frankfurt, Ger.)  |
| Highest Gross Punting Average (min. 4 punts) | 53.4 | Thomas Morstead vs. N.Y. Jets, 12/17   |
| Highest Net Punting Average (min. 4 punts)   | 47.5 | AJ Cole vs. Las Vegas, 11/19   |
| Most Punt Returns                            | 4    | Eric Garror vs. Tennessee, 12/11   |
| Most Punt Return Yards                       | 96   | Deonte Hardy vs. Buffalo, 1/7  |



## 2023 REGULAR SEASON STATISTICS

|   |     |                                  |
|---|-----|----------------------------------|
| Highest Punt Return Average (min. 3 returns)    | 7.5 | Eric Garror vs. Tennessee, 12/11 |
| Longest Punt Return                             | 96t | Deonte Hardy vs. Buffalo, 1/7    |
| Most Kickoff Returns                            | 2   | Marvin Mims vs. Denver, 9/24     |
|   |     | Khalil Shakir at Buffalo, 10/1   |
|   |     | Justice Hill at Baltimore, 12/3  |
| Most Kickoff Return Yards                       | 121 | Marvin Mims vs. Denver, 9/24     |
| Highest Kickoff Return Average (min. 3 returns) | -   | -                                |
| Longest Kickoff Return                          | 99t | Marvin Mims vs. Denver, 9/24     |

### IN 2023 MIAMI IS...

|      |                                    |      |                                  |
|------|------------------------------------|------|----------------------------------|
| 6-2  | when leading after the 1st quarter | 4-4  | in road games                    |
| 11-1 | when leading after the 2nd quarter | 0-0  | when playing indoors             |
| 11-1 | when leading after the 3rd quarter | 11-6 | when playing outdoors            |
| 3-2  | when behind after the 1st quarter  | 3-1  | when playing on artificial turf  |
| 0-5  | when behind after the 2nd quarter  | 8-5  | when playing on grass            |
| 0-5  | when behind after the 3rd quarter  | 7-4  | when winning the coin toss       |
| 7-3  | when Miami scores first            | 10-1 | when scoring 21 points or more   |
| 4-3  | when opponent scores first         | 9-0  | when yielding 20 points or fewer |
| 0-0  | when tied at halftime              | 0-0  | in overtime contests             |
| 7-2  | in home games                      |      |                                  |

### DRIVE PRODUCTION

|           | POSS | TD | FGM | FGA | PUNT | INT | FUM | DOWNS | TIME | SAF |
|-----------|------|----|-----|-----|------|-----|-----|-------|------|-----|
| DOLPHINS  | 186  | 57 | 24  | 28  | 53   | 15  | 10  | 14    | 9    | 0   |
| OPPONENTS | 187  | 42 | 18  | 21  | 67   | 15  | 11  | 13    | 18   | 0   |

### RED ZONE PRODUCTION

|           | POSS | TD | FGM | FGA | INT | FUM | DWNS | TIME | RZ PLAYS | RZ RUSH | RZ PASS |
|-----------|------|----|-----|-----|-----|-----|------|------|----------|---------|---------|
| DOLPHINS  | 58   | 38 | 12  | 12  | 1   | 2   | 4    | 1    | 167      | 91      | 76      |
| OPPONENTS | 54   | 35 | 11  | 11  | 2   | 2   | 2    | 2    | 136      | 76      | 60      |

### BLOCKS

|              | FGs | PATs | PUNTS | TOTAL |
|--------------|-----|------|-------|-------|
| BY DOLPHINS  | 0   | 0    | 0     | 0     |
| BY OPPONENTS | 2   | 0    | 0     | 2     |

### TURNOVERS

| GAME                             | TAKEAWAYS |     |       | GIVEAWAYS |     |       | DIFF | W/L  |
|----------------------------------|-----------|-----|-------|-----------|-----|-------|------|------|
|                                  | INT       | FUM | TOTAL | INT       | FUM | TOTAL |      |      |
| at L.A. Chargers                 | 0         | 0   | 0     | 1         | 1   | 2     | -2   | W    |
| at New England                   | 1         | 1   | 2     | 1         | 0   | 1     | +1   | W    |
| DENVER                           | 1         | 2   | 3     | 0         | 0   | 0     | +3   | W    |
| at Buffalo                       | 0         | 0   | 0     | 1         | 1   | 2     | -2   | L    |
| N.Y. GIANTS                      | 0         | 0   | 0     | 2         | 1   | 3     | -3   | W    |
| CAROLINA                         | 0         | 0   | 0     | 1         | 0   | 1     | -1   | W    |
| at Philadelphia                  | 1         | 1   | 2     | 1         | 0   | 1     | +1   | L    |
| NEW ENGLAND                      | 1         | 0   | 1     | 1         | 1   | 2     | -1   | W    |
| at Kansas City (Frankfurt, Ger.) | 0         | 1   | 1     | 0         | 1   | 1     | 0    | L    |
| LAS VEGAS                        | 3         | 0   | 3     | 1         | 2   | 3     | 0    | W    |
| at N.Y. Jets                     | 2         | 0   | 2     | 2         | 1   | 3     | -1   | W    |
| at Washington                    | 1         | 0   | 1     | 0         | 0   | 0     | +1   | W    |
| TENNESSEE                        | 1         | 2   | 3     | 0         | 1   | 1     | +2   | L    |
| N.Y. JETS                        | 2         | 2   | 4     | 0         | 0   | 0     | +4   | W    |
| DALLAS                           | 0         | 1   | 1     | 0         | 0   | 0     | +1   | W    |
| at Baltimore                     | 0         | 1   | 1     | 2         | 1   | 3     | -2   | L    |
| BUFFALO                          | 2         | 1   | 3     | 2         | 0   | 2     | +1   | L    |
| TOTAL                            | 15        | 12  | 27    | 15        | 10  | 25    | +2   | 11-6 |





## 2023 STATISTICS

### DOLPHINS BIG PLAYS

| PASSING (25+ yards) |   | RUSHING (15+ yards) |                                     |
|---------------------|---|---------------------|-------------------------------------|
| 78t                 | T. Tagovailoa to T. Hill at Was., 12/3                  | 76t                 | D. Achane vs. NYG, 10/8             |
| 69t                 | T. Tagovailoa to T. Hill vs. NYG, 10/8                  | 67t                 | D. Achane vs. Den., 9/24            |
| 68t                 | M. White to R. Chosen vs. Den., 9/24                    | 55                  | D. Achane at Buf., 10/1             |
| 64                  | T. Tagovailoa to T. Hill vs. NYG, 10/8                  | 52                  | C. Brooks vs. Den., 9/24            |
| 60t                 | T. Tagovailoa to T. Hill at Was., 12/3                  | 49                  | R. Mostert vs. Car., 10/15          |
| 60t                 | T. Tagovailoa to J. Waddle vs. NYJ, 12/17               | 45                  | D. Achane at Bal., 12/31            |
| 54t                 | T. Tagovailoa to T. Hill vs. Den., 9/24                 | 43t                 | R. Mostert at NE, 9/17              |
| 53t                 | T. Tagovailoa to T. Hill at KC, 1/13 <sup>^</sup>       | 40                  | D. Achane vs. Den., 9/24            |
| 50                  | T. Tagovailoa to J. Waddle vs. Dal., 12/24              | 34t                 | R. Mostert at NYJ, 11/24            |
| 47                  | T. Tagovailoa to T. Hill at LAC, 9/10                   | 28                  | C. Brooks vs. Car., 10/15           |
| 47                  | T. Tagovailoa to T. Hill vs. Car., 10/15                | 26                  | D. Achane vs. Den., 9/24            |
| 42t                 | T. Tagovailoa to T. Hill vs. NE, 10/29                  | 25                  | R. Mostert at KC, 11/5              |
| 41t                 | T. Tagovailoa to T. Hill vs. Car., 10/15                | 25t                 | D. Achane vs. Buf., 1/7             |
| 38t                 | T. Tagovailoa to T. Hill vs. LV, 11/19                  | 24                  | D. Achane vs. NYG, 10/8             |
| 35t                 | T. Tagovailoa to T. Hill at LAC, 9/10                   | 23                  | R. Mostert vs. NYG, 10/8            |
| 35                  | T. Tagovailoa to J. Waddle at LAC, 9/10                 | 21                  | R. Mostert at Phi., 10/22           |
| 35                  | T. Tagovailoa to T. Hill at NYJ, 11/24                  | 20t                 | R. Mostert vs. Den., 9/24           |
| 32                  | T. Tagovailoa to J. Waddle at NE, 9/17                  | 19                  | R. Mostert at KC, 11/5 <sup>^</sup> |
| 32                  | T. Tagovailoa to J. Waddle at NYJ, 11/24                | 18                  | R. Mostert vs. NYJ, 12/17           |
| 31t                 | T. Tagovailoa to J. Waddle vs. NE, 10/29                | 17                  | R. Mostert vs. Den., 9/24           |
| 31t                 | T. Tagovailoa to C. Wilson Jr. at KC, 11/5 <sup>^</sup> | 16                  | D. Achane vs. Buf., 1/7             |
| 31                  | T. Tagovailoa to T. Hill vs. LV, 11/19                  | 15                  | R. Mostert vs. Den., 9/24           |
| 30                  | T. Tagovailoa to T. Hill at LAC, 9/10                   | 15                  | D. Achane at Buf., 10/1             |
| 30                  | T. Tagovailoa to R. Chosen vs. LV, 11/19                | 15                  | R. Mostert at Phi., 10/22           |
| 29                  | T. Tagovailoa to T. Hill at LAC, 9/10                   | 15                  | D. Achane at Was., 12/3             |
| 29                  | T. Tagovailoa to C. Wilson Jr. at Phi., 10/22           | 15                  | R. Mostert vs. Ten., 12/11          |
| 28                  | T. Tagovailoa to T. Hill at LAC, 9/10                   | 15                  | D. Achane vs. Ten., 12/11           |
| 28                  | T. Tagovailoa to J. Waddle at NE, 9/17                  | 15                  | R. Mostert vs. Dal., 12/24          |
| 27                  | T. Tagovailoa to T. Hill vs. Car., 10/15                | 15                  | D. Achane at Bal., 12/31            |
| 27t                 | T. Tagovailoa to T. Hill at Phi., 10/22                 | 15                  | J. Wilson at Bal., 12/31            |
| 25                  | T. Tagovailoa to T. Hill vs. LV, 11/19                  |                     |                                     |
| 25                  | T. Tagovailoa to T. Hill vs. Ten., 12/11                |                     |                                     |
| 25                  | T. Tagovailoa to J. Waddle vs. NYJ, 12/17               |                     |                                     |
| 25                  | T. Tagovailoa to T. Hill at Bal., 12/31                 |                     |                                     |

### OPPONENTS BIG PLAYS

| PASSING (25+ yards) |  | RUSHING (15+ yards) |                                     |
|---------------------|--|---------------------|-------------------------------------|
| 75t                 | L. Jackson to Z. Flowers at Bal., 12/31        | 55                  | A. Ekeler at LAC, 9/10              |
| 55t                 | J. Allen to S. Diggs at Buf., 10/1             | 41                  | J. Hill at Bal., 12/31              |
| 49t                 | D. Prescott to C. Lamb vs. Dal., 12/24         | 29                  | L. Murray at Buf., 10/1             |
| 48                  | J. Allen to J. Cook at Buf., 10/1              | 29                  | B. Robinson at Was., 12/3           |
| 46                  | R. Wilson to J. Jeudy vs. Den., 9/24           | 28                  | P. Mahomes at KC, 1/13 <sup>*</sup> |
| 46t                 | A. O'Connell to D. Adams vs. LV, 11/19         | 23                  | I. Pacheco at KC, 1/13 <sup>*</sup> |
| 46                  | J. Allen to K. Shakir vs. Buf., 1/7            | 22                  | D. Swift at Phi., 10/22             |
| 45                  | W. Levis to D. Hopkins vs. Ten., 12/11         | 22                  | D. Prescott vs. Dal., 12/24         |
| 45                  | D. Prescott to J. Tolbert vs. Dal., 12/24      | 19                  | C. Hubbard vs. Car., 10/15          |
| 42                  | J. Hurts to A. Brown at Phi., 10/22            | 18                  | M. Jones at NE, 9/17                |
| 39                  | P. Mahomes to R. Rice at KC, 1/13 <sup>*</sup> | 18                  | L. Jackson at Bal., 12/31           |
| 38                  | R. Wilson to M. Mims vs. Den., 9/24            | 17                  | E. Elliott vs. NE, 10/29            |
| 36                  | J. Herbert to K. Allen at LAC, 9/10            | 16                  | J. Williams vs. Den., 9/24          |
| 36                  | W. Levis to D. Hopkins vs. Ten., 12/11         | 16                  | P. Mahomes at KC, 11/5 <sup>^</sup> |
| 36                  | J. Allen to S. Diggs vs. Buf., 1/7             | 15                  | C. Rodriguez at Was., 12/3          |
| 35                  | J. Herbert to A. Ekeler at LAC, 9/10           | 15                  | J. Allen vs. Buf., 1/7              |
| 35t                 | L. Jackson to I. Ekeler at Bal., 12/31         |                     |                                     |
| 34                  | J. Allen to G. Davis at Buf., 10/1             |                     |                                     |
| 33                  | S. Howell to C. Samuel at Was., 12/3           |                     |                                     |
| 33                  | L. Jackson to O. Beckham Jr. at Bal., 12/31    |                     |                                     |
| 32                  | J. Allen to S. Diggs at Buf., 10/1             |                     |                                     |
| 32                  | J. Hurts to A. Brown at Phi., 10/22            |                     |                                     |
| 32                  | S. Howell to A. Gibson at Was., 12/3           |                     |                                     |
| 31                  | A. O'Connell to H. Renfrow vs. LV, 11/19       |                     |                                     |
| 30                  | R. Wilson to M. Mims vs. Den., 9/24            |                     |                                     |
| 30                  | W. Levis to T. Spears vs. Ten., 12/11          |                     |                                     |
| 29                  | J. Allen to D. Kincaid vs. Buf., 1/7           |                     |                                     |
| 28                  | J. Allen to K. Shakir vs. Buf., 1/7            |                     |                                     |
| 28                  | P. Mahomes to R. Rice at KC, 1/13 <sup>*</sup> |                     |                                     |
| 27                  | B. Young to A. Thielen vs. Car., 10/15         |                     |                                     |
| 26                  | J. Allen to D. Kincaid vs. Buf., 1/7           |                     |                                     |
| 25                  | J. Hurts to D. Smith at Phi., 10/22            |                     |                                     |
| 25                  | P. Mahomes to N. Gray at KC, 11/5 <sup>^</sup> |                     |                                     |
| 25                  | S. Howell to C. Samuel at Was., 12/3           |                     |                                     |
| 25                  | L. Jackson to Z. Flowers at Bal., 12/31        |                     |                                     |

<sup>^</sup> Game played in Frankfurt, Germany

<sup>\*</sup>AFC Wild Card game



## 2023 STATISTICS

### DOLPHINS BIG GAMES

#### 100-YARD RUSHERS

|     |                            |
|-----|----------------------------|
| 203 | D. Achane vs. Den., 9/24   |
| 151 | D. Achane vs. NYG, 10/8    |
| 121 | R. Mostert at NE, 9/17     |
| 115 | R. Mostert vs. Car., 10/15 |
| 107 | D. Achane at Bal., 12/31   |
| 101 | D. Achane at Buf., 10/1    |

#### 100-YARD RECEIVERS

|     |                          |
|-----|--------------------------|
| 215 | T. Hill at LAC, 9/10     |
| 181 | T. Hill vs. NYG, 10/8    |
| 163 | T. Hill vs. CAR, 10/15   |
| 157 | T. Hill vs. Den., 9/24   |
| 157 | T. Hill at Was., 12/3    |
| 146 | T. Hill vs. LV, 11/19    |
| 142 | J. Waddle vs. NYJ, 12/17 |
| 121 | J. Waddle vs. NE, 10/29  |
| 114 | J. Waddle at NYJ, 11/24  |
| 112 | T. Hill vs. NE, 10/29    |
| 102 | T. Hill at NYJ, 11/24    |

#### 300-YARD PASSERS

|     |                              |
|-----|------------------------------|
| 466 | T. Tagovailoa at LAC, 9/10   |
| 325 | T. Tagovailoa vs. LV, 11/19  |
| 324 | T. Tagovailoa vs. NE, 10/29  |
| 309 | T. Tagovailoa vs. Den., 9/24 |
| 308 | T. Tagovailoa vs. NYG, 10/8  |

### OPPONENTS BIG GAMES

#### 100-YARD RUSHERS

|     |                      |
|-----|----------------------|
| 117 | A. Eker at LAC, 9/10 |
|-----|----------------------|

#### 100-YARD RECEIVERS

|     |                            |
|-----|----------------------------|
| 137 | A. Brown at Phi., 10/22    |
| 130 | R. Rice at KC, 1/13*       |
| 124 | D. Hopkins vs. Ten., 12/11 |
| 120 | S. Diggs at Buf., 10/1     |
| 118 | C. Lamb vs. Dal., 12/24    |
| 115 | A. Thielen vs. Car., 10/15 |
| 106 | Z. Flowers at Bal., 12/31  |
| 105 | K. Shakir vs. Buf., 1/7    |

#### 300-YARD PASSERS

|     |                           |
|-----|---------------------------|
| 359 | J. Allen vs. Buf., 1/7    |
| 327 | W. Lewis vs. Ten., 12/11  |
| 321 | L. Jackson at Bal., 12/31 |
| 320 | J. Allen at Buf., 10/1    |
| 306 | R. Wilson vs. Den., 9/24  |

^ Game played in Frankfurt, Germany

\* AFC Wild Card game





2023 POSTSEASON STATISTICS

| POSTSEASON RESULTS (0-1) |                |       |     |            |
|--------------------------|----------------|-------|-----|------------|
| DATE                     | OPPONENT       | SCORE | W/L | ATTENDANCE |
| Jan. 13                  | at Kansas City | 7-26  | L   | 71,492     |

| TEAM STATISTICS      |          |    |    |    |           |       |
|----------------------|----------|----|----|----|-----------|-------|
|                      | DOLPHINS |    |    |    | OPPONENTS |       |
| TOTAL FIRST DOWNS    | 13       |    |    |    | 25        |       |
| Rushing              | 5        |    |    |    | 8         |       |
| Passing              | 8        |    |    |    | 14        |       |
| Penalty              | 0        |    |    |    | 3         |       |
| 3rd Down: Made/Att   | 1/12     |    |    |    | 6/15      |       |
| 3rd Down Pct.        | 8.3%     |    |    |    | 40.0%     |       |
| 4th Down: Made/Att   | 3/6      |    |    |    | 1/1       |       |
| 4th Down Pct.        | 50.0%    |    |    |    | 100.0%    |       |
| POSSESSION AVG.      | 25:55    |    |    |    | 34:05     |       |
| TOTAL NET YARDS      | 264      |    |    |    | 409       |       |
| Avg. Per Game        | 264.0    |    |    |    | 409.0     |       |
| Total Plays          | 59       |    |    |    | 75        |       |
| Avg. Per Play        | 4.5      |    |    |    | 5.5       |       |
| NET YARDS RUSHING    | 76       |    |    |    | 147       |       |
| Avg. Per Game        | 76.0     |    |    |    | 147.0     |       |
| Total Rushes         | 18       |    |    |    | 34        |       |
| NET YARDS PASSING    | 188      |    |    |    | 262       |       |
| Avg. Per Game        | 188.0    |    |    |    | 262.0     |       |
| Sacked/Yards Lost    | 2/11     |    |    |    | 0/0       |       |
| Gross Yards          | 199      |    |    |    | 262       |       |
| Attempts/Completions | 39/20    |    |    |    | 41/23     |       |
| Completion Pct.      | 51.3%    |    |    |    | 56.1%     |       |
| Had Intercepted      | 1        |    |    |    | 0         |       |
| PUNTS/AVERAGE        | 4/40.8   |    |    |    | 3/44.3    |       |
| NET PUNTING AVG.     | 40.5     |    |    |    | 37.7      |       |
| PENALTIES/YARDS      | 8/62     |    |    |    | 5/45      |       |
| FUMBLES/BALL LOST    | 0/0      |    |    |    | 3/1       |       |
| TOUCHDOWNS           | 1        |    |    |    | 2         |       |
| Rushing              | 0        |    |    |    | 1         |       |
| Passing              | 1        |    |    |    | 1         |       |
| Returns              | 0        |    |    |    | 0         |       |
| SCORE BY QUARTERS    | Q1       | Q2 | Q3 | Q4 | OT        | TOTAL |
| Dolphins             | 0        | 7  | 0  | 0  | 0         | 7     |
| Opponents            | 7        | 9  | 3  | 7  | 0         | 26    |



## 2023 POSTSEASON STATISTICS

| PASSING      |     |     |     |       |         |    |      |     |      |      |      |      |        |
|--------------|-----|-----|-----|-------|---------|----|------|-----|------|------|------|------|--------|
|              | ATT | CMP | YDS | CMP%  | YDS/ATT | TD | TD%  | INT | INT% | LONG | SACK | LOST | RATING |
| T.Tagovailoa | 39  | 20  | 199 | 51.3% | 5.1     | 1  | 2.6% | 1   | 2.6% | 53t  | 2/   | 11   | 64.0   |
| DOLPHINS     | 39  | 20  | 199 | 51.3% | 5.1     | 1  | 2.6% | 1   | 2.6% | 53t  | 2/   | 11   | 64.0   |
| OPPONENTS    | 41  | 23  | 262 | 56.1% | 6.4     | 1  | 2.4% | 0   | 0.0% | 39   | 0/   | 0    | 83.6   |

| RUSHING      |     |      |      |    |    |
|--------------|-----|------|------|----|----|
|              | NO. | YDS. | AVG. | LG | TD |
| R.Mostert    | 8   | 33   | 4.1  | 8  | 0  |
| T.Tagovailoa | 3   | 25   | 8.3  | 14 | 0  |
| D.Achane     | 6   | 9    | 1.5  | 3  | 0  |
| J.Waddle     | 1   | 9    | 9.0  | 9  | 0  |
| DOLPHINS     | 18  | 76   | 4.2  | 14 | 0  |
| OPPONENTS    | 34  | 147  | 4.3  | 28 | 1  |

| RECEIVING    |     |      |      |     |    |
|--------------|-----|------|------|-----|----|
|              | NO. | YDS. | AVG. | LG  | TD |
| T.Hill       | 5   | 62   | 12.4 | 53t | 1  |
| C.Wilson Jr. | 3   | 37   | 12.3 | 19  | 0  |
| D.Achane     | 3   | 21   | 7.0  | 11  | 0  |
| D.Smythe     | 3   | 12   | 4.0  | 5   | 0  |
| R.Cracraft   | 2   | 33   | 16.5 | 19  | 0  |
| J.Waddle     | 2   | 31   | 15.5 | 17  | 0  |
| J.Wilson Jr. | 1   | 6    | 6.0  | 6   | 0  |
| R.Mostert    | 1   | -3   | -3.0 | -3  | 0  |
| DOLPHINS     | 20  | 199  | 10.0 | 53t | 1  |
| OPPONENTS    | 23  | 262  | 11.4 | 39  | 1  |

| INTERCEPTIONS |     |      |      |    |    |
|---------------|-----|------|------|----|----|
|               | NO. | YDS. | AVG. | LG | TD |
| DOLPHINS      | 0   | 0    | 0.0  | 0  | 0  |
| OPPONENTS     | 1   | 0    | 0.0  | 0  | 0  |

| PUNTING   |     |      |      |      |    |       |     |
|-----------|-----|------|------|------|----|-------|-----|
|           | NO. | YDS. | AVG. | NET  | TB | IN 20 | BLK |
| J.Bailey  | 4   | 163  | 40.8 | 40.5 | 0  | 0     | 0   |
| DOLPHINS  | 4   | 163  | 40.8 | 40.5 | 0  | 0     | 0   |
| OPPONENTS | 3   | 133  | 44.3 | 37.7 | 1  | 1     | 0   |

| PUNT RETURNS |      |    |      |      |    |
|--------------|------|----|------|------|----|
|              | RET. | FC | YDS. | AVG. | TD |
| B.Berrios    | 0    | 1  | 0    | 0.0  | 0  |
| DOLPHINS     | 0    | 1  | 0    | 0.0  | 0  |
| OPPONENTS    | 1    | 0  | 1    | 1.0  | 0  |

| KICKOFF RETURNS |     |      |      |    |    |
|-----------------|-----|------|------|----|----|
|                 | NO. | YDS. | AVG. | LG | TD |
| B.Berrios       | 3   | 69   | 23.0 | 30 | 0  |
| A.Ingold        | 1   | 19   | 19.0 | 19 | 0  |
| DOLPHINS        | 4   | 88   | 22.0 | 30 | 0  |
| OPPONENTS       | 2   | 27   | 13.5 | 16 | 0  |

| FIELD GOALS |      |       |       |       |     |
|-------------|------|-------|-------|-------|-----|
|             | 1-19 | 20-29 | 30-39 | 40-49 | 50+ |
| DOLPHINS    | 0/0  | 0/0   | 0/0   | 0/0   | 0/0 |
| OPPONENTS   | 0/0  | 3/3   | 1/1   | 0/0   | 0/0 |



2023 POSTSEASON STATISTICS

| SCORING   |       |     |     |      |     |     |      |     |
|-----------|-------|-----|-----|------|-----|-----|------|-----|
|           | TOTAL | TDR | TDP | TDRT | PAT | FG  | 2-PT | PTS |
| T.Hill    | 1     | 0   | 1   | 0    | 0/0 | 0/0 | 0    | 6   |
| J.Sanders | 0     | 0   | 0   | 0    | 1/1 | 0/0 | 0    | 1   |
| DOLPHINS  | 1     | 0   | 1   | 0    | 1/1 | 0/0 | 0    | 7   |
| OPPONENTS | 2     | 1   | 1   | 0    | 2/2 | 4/4 | 0    | 26  |

| TWO-POINT CONVERSIONS         |  |  |  |  |  |  |  |  |
|-------------------------------|--|--|--|--|--|--|--|--|
| None                          |  |  |  |  |  |  |  |  |
| DOLPHINS: 0/0, OPPONENTS: 0/0 |  |  |  |  |  |  |  |  |

| SACKS                         |  |  |  |  |  |  |  |  |
|-------------------------------|--|--|--|--|--|--|--|--|
| None                          |  |  |  |  |  |  |  |  |
| DOLPHINS: 0.0, OPPONENTS: 2.0 |  |  |  |  |  |  |  |  |

| DEFENSE    |      |      |     |       |     |     |     |     |    |    |    |
|------------|------|------|-----|-------|-----|-----|-----|-----|----|----|----|
| PLAYER     | SOLO | ASST | TOT | SACKS | YDS | TFL | QBH | INT | PD | FF | FR |
| D.Riley    | 2    | 8    | 10  | -     | -   | -   | 1   | -   | -  | -  | -  |
| D.Elliott  | 3    | 6    | 9   | -     | -   | -   | -   | -   | -  | -  | -  |
| B.Jones    | 4    | 4    | 8   | -     | -   | -   | 1   | -   | -  | 1  | -  |
| K.Kohou    | 6    | 1    | 7   | -     | -   | -   | -   | -   | -  | -  | -  |
| D.Long Jr. | 5    | 2    | 7   | -     | -   | 1   | 1   | -   | -  | -  | -  |
| E.Apple    | 5    | 0    | 5   | -     | -   | 1   | -   | -   | -  | -  | -  |
| J.Ramsey   | 4    | 1    | 5   | -     | -   | 1   | -   | -   | 1  | -  | -  |
| E.Ogbah    | 2    | 2    | 4   | -     | -   | -   | -   | -   | 1  | -  | -  |
| M.Reed     | 1    | 3    | 4   | -     | -   | 1   | -   | -   | -  | -  | -  |
| Z.Sieler   | 0    | 4    | 4   | -     | -   | -   | 1   | -   | 1  | -  | -  |
| D.Hand     | 1    | 2    | 3   | -     | -   | -   | -   | -   | -  | -  | 1  |
| C.Wilkins  | 0    | 3    | 3   | -     | -   | -   | 1   | -   | -  | -  | -  |
| E.Bonner   | 2    | 0    | 2   | -     | -   | -   | -   | -   | -  | 1  | -  |
| M.Ingram   | 1    | 1    | 2   | -     | -   | -   | -   | -   | -  | -  | -  |
| R.Davis    | 1    | 1    | 2   | -     | -   | -   | -   | -   | -  | -  | -  |
| J.Houston  | 0    | 1    | 1   | -     | -   | -   | -   | -   | -  | -  | -  |

NOTE: Special teams and miscellaneous tackles not included above.

MISCELLANEOUS TACKLES: T. Hill 1.

| SPECIAL TEAMS |      |      |       |    |    |     |      |      |
|---------------|------|------|-------|----|----|-----|------|------|
|               | SOLO | ASST | TOTAL | FF | FR | BFG | BPAT | BPNT |
| C.Brooks      | 1    | 0    | 1     | -  | -  | -   | -    | -    |
| A.Ingold      | 1    | 0    | 1     | -  | -  | -   | -    | -    |
| M.Reed        | 0    | 1    | 1     | -  | -  | -   | -    | -    |
| C.Tindall     | 0    | 1    | 1     | -  | -  | -   | -    | -    |





## 2023 STATISTICS

### GAME-BY-GAME STARTERS (OFFENSE)

| GAME               | WR            | LT       | LG         | C          | RG         | RT      | TE/RB   | WR            | QB         | RB      | RB/WR/TE |
|--------------------|---------------|----------|------------|------------|------------|---------|---------|---------------|------------|---------|----------|
| at LAC             | Waddle        | Lamm     | Wynn       | Williams   | Hunt       | Jackson | Smythe  | T. Hill       | Tagovailoa | Mostert | Ingold   |
| at NE              | Waddle        | Lamm     | Wynn       | Williams   | Hunt       | Jackson | Smythe  | T. Hill       | Tagovailoa | Mostert | Ingold   |
| DEN                | Cracraft      | Armstead | Wynn       | Williams   | Hunt       | Jackson | Smythe  | T. Hill       | Tagovailoa | Mostert | Ingold   |
| at Buf.            | Waddle        | Armstead | Wynn       | Eichenberg | Hunt       | Jackson | Smythe  | T. Hill       | Tagovailoa | Mostert | Ingold   |
| NYG                | Waddle        | Lamm     | Wynn       | Williams   | Hunt       | Jackson | Achane  | T. Hill       | Tagovailoa | Mostert | Ingold   |
| CAR                | Waddle        | Lamm     | Wynn       | Eichenberg | Hunt       | Jackson | Smythe  | T. Hill       | Tagovailoa | Mostert | Ingold   |
| at Phi.            | Waddle        | Lamm     | Wynn       | Eichenberg | Hunt       | Jackson | Smythe  | T. Hill       | Tagovailoa | Mostert | Berrios  |
| NE                 | Waddle        | Lamm     | Cotton     | Eichenberg | Hunt       | Jackson | Smythe  | T. Hill       | Tagovailoa | Mostert | Ingold   |
| at KC <sup>^</sup> | Waddle        | Armstead | R. Jones   | Williams   | Cotton     | Jackson | Smythe  | T. Hill       | Tagovailoa | Mostert | Ingold   |
| LV                 | Waddle        | Armstead | Cotton     | Williams   | Eichenberg | Jackson | J. Hill | T. Hill       | Tagovailoa | Mostert | Achane   |
| at NYJ             | Waddle        | Armstead | Cotton     | Williams   | Eichenberg | Jackson | J. Hill | T. Hill       | Tagovailoa | Mostert | Smythe   |
| at Was.            | Waddle        | Armstead | Eichenberg | Williams   | Hunt       | Jackson | Smythe  | T. Hill       | Tagovailoa | Mostert | Ingold   |
| TEN                | Waddle        | Lamm     | Cotton     | Williams   | Eichenberg | Jackson | Smythe  | T. Hill       | Tagovailoa | Mostert | Ingold   |
| NYJ                | Waddle        | Armstead | Cotton     | Eichenberg | R. Jones   | Jackson | Smythe  | C. Wilson Jr. | Tagovailoa | Mostert | Ingold   |
| DAL                | Waddle        | Armstead | Cotton     | Eichenberg | R. Jones   | Lamm    | J. Hill | T. Hill       | Tagovailoa | Mostert | Ingold   |
| at Bal.            | C. Wilson Jr. | Armstead | Cotton     | Eichenberg | R. Jones   | Jackson | Smythe  | T. Hill       | Tagovailoa | Achane  | Ingold   |
| BUF                | C. Wilson Jr. | Armstead | R. Jones   | Eichenberg | Hunt       | Jackson | Smythe  | T. Hill       | Tagovailoa | Achane  | J. Hill  |
| at KC <sup>*</sup> | Waddle        | Armstead | R. Jones   | Eichenberg | Hunt       | Jackson | Smythe  | T. Hill       | Tagovailoa | Mostert | Ingold   |

### GAME-BY-GAME STARTERS (DEFENSE)

| GAME               | DT      | DT     | DT/CB  | LB         | LB    | LB       | LB    | CB     | CB     | S        | S        |
|--------------------|---------|--------|--------|------------|-------|----------|-------|--------|--------|----------|----------|
| at LAC             | Wilkins | Sieler | Davis  | Phillips   | Baker | Long Jr. | Chubb | Howard | Kohou  | Holland  | Elliott  |
| at NE              | Wilkins | Sieler | Davis  | Van Ginkel | Baker | Long Jr. | Chubb | Howard | Kohou  | Holland  | Elliott  |
| DEN                | Wilkins | Sieler | Davis  | Phillips   | Baker | Long Jr. | Chubb | Howard | Kohou  | Holland  | Elliott  |
| at Buf.            | Wilkins | Sieler | Bethel | Van Ginkel | Baker | Long Jr. | Chubb | Howard | Kohou  | Holland  | B. Jones |
| NYG                | Wilkins | Sieler | Davis  | Van Ginkel | Baker | Long Jr. | Chubb | Howard | Kohou  | Holland  | Elliott  |
| CAR                | Wilkins | Sieler | Apple  | Van Ginkel | Baker | Long Jr. | Chubb | Howard | Kohou  | Holland  | Elliott  |
| at Phi.            | Wilkins | Sieler | Davis  | Van Ginkel | Baker | Long Jr. | Chubb | Apple  | Kohou  | Holland  | Elliott  |
| NE                 | Wilkins | Sieler | Apple  | Phillips   | Baker | Long Jr. | Chubb | Ramsey | Kohou  | B. Jones | Elliott  |
| at KC <sup>^</sup> | Wilkins | Sieler | Kohou  | Phillips   | Baker | Long Jr. | Chubb | Howard | Ramsey | Holland  | Elliott  |
| LV                 | Wilkins | Sieler | Kohou  | Phillips   | Baker | Long Jr. | Chubb | Howard | Ramsey | Holland  | Elliott  |
| at NYJ             | Wilkins | Sieler | Davis  | Phillips   | Baker | Long Jr. | Chubb | Howard | Ramsey | Holland  | Elliott  |
| at Was.            | Wilkins | Sieler | Kohou  | Van Ginkel | Baker | Long Jr. | Chubb | Howard | Ramsey | B. Jones | Elliott  |
| TEN                | Wilkins | Sieler | Kohou  | Van Ginkel | Riley | Long Jr. | Chubb | Howard | Ramsey | B. Jones | Elliott  |
| NYJ                | Wilkins | Sieler | Davis  | Van Ginkel | Riley | Long Jr. | Chubb | Kohou  | Ramsey | B. Jones | Campbell |
| DAL                | Wilkins | Sieler | Kohou  | Van Ginkel | Riley | Long Jr. | Chubb | Howard | Ramsey | B. Jones | Elliott  |
| at Bal.            | Wilkins | Sieler | Kohou  | Van Ginkel | Riley | Long Jr. | Chubb | Howard | Ramsey | Holland  | Elliott  |
| BUF                | Wilkins | Sieler | Kohou  | Van Ginkel | Riley | Long Jr. | Ogbah | Apple  | Ramsey | Holland  | Elliott  |
| at KC <sup>*</sup> | Wilkins | Sieler | Kohou  | Ingram     | Riley | Long Jr. | Ogbah | Apple  | Ramsey | B. Jones | Elliott  |

### GAME-BY-GAME INACTIVES

|                    |           |           |               |          |          |          |             |
|--------------------|-----------|-----------|---------------|----------|----------|----------|-------------|
| at LAC             | Thompson+ | C. Wilson | Campbell      | Achane   | Armstead | J. Hill  |             |
| at NE              | Thompson+ | C. Wilson | Campbell      | Phillips | Armstead | J. Hill  | Joseph      |
| DEN                | Thompson+ | Waddle    | Ezukanma      | C. Smith | Ahmed    | K. Smith | Kroft       |
| at Buf.            | Thompson+ | Phillips  | Elliott       | Apple    | Williams | Kroft    |             |
| NYG                | Thompson+ | Joseph    | Phillips      | Ahmed    | Claypool | Pili     |             |
| CAR                | Thompson+ | Joseph    | Williams      | Kroft    | Claypool | Pili     |             |
| at Phi.            | Chosen    | Thompson+ | Joseph        | Howard   | Williams | Kroft    |             |
| NE                 | Chosen    | Thompson+ | Holland       | Howard   | Pili     |          |             |
| at KC <sup>^</sup> | Chosen    | Thompson+ | Joseph        | B. Jones | Hunt     |          |             |
| LV                 | Berrios   | Thompson+ | J. Wilson Jr. | R. Jones | Hunt     | Smythe   | Claypool    |
| at NYJ             | Chosen    | Thompson+ | Achane        | Apple    | R. Jones | Claypool |             |
| at Was.            | Chosen    | Thompson+ | Holland       | Apple    | R. Jones | Kroft    |             |
| TEN                | Chosen    | Thompson+ | Holland       | Apple    | Hunt     | Armstead | Kroft       |
| NYJ                | Thompson+ | Holland   | T. Hill       | Elliott  | Howard   | Hunt     | Pierre-Paul |
| DAL                | Thompson+ | Holland   | C. Smith      | Hunt     | Kroft    | Cracraft | Ogbah       |
| at Bal.            | Thompson+ | Waddle    | Mostert       | Hunt     | Kroft    | Ogbah    |             |
| BUF                | Thompson+ | Waddle    | Howard        | Mostert  | Bonner   | K. Smith | Kroft       |
| at KC <sup>*</sup> | Chosen    | Thompson+ | Holland       | C. Smith | Howard   | K. Smith | Kroft       |

+ Emergency Third Quarterback

<sup>^</sup> Game played in Frankfurt, Germany

\* AFC Wild Card game



## 2023 STATISTICS

### GAME-BY-GAME OFFENSE

|          | SCORE |         |      |    | 1ST DOWNS |      |      |     | 3RD DOWN |     | 4TH DOWN |     | NET YARDS |      |      |    |         |     |       |
|----------|-------|---------|------|----|-----------|------|------|-----|----------|-----|----------|-----|-----------|------|------|----|---------|-----|-------|
|          | PTS   | OPP PTS | DIFF | OT | TOTAL     | RUSH | PASS | PEN | CONV     | ATT | CONV     | ATT | TOTAL     | RUSH | PASS | TO | PEN YDS | TOP |       |
|          |       |         |      |    |           |      |      |     |          |     |          |     |           |      |      |    |         |     |       |
| at LAC   | 36    | 34      | +2   | -  | 30        | 5    | 23   | 2   | 4        | 9   | 1        | 1   | 536       | 70   | 466  | 2  | 6       | 38  | 27:19 |
| at NE    | 24    | 17      | +7   | -  | 22        | 6    | 15   | 1   | 4        | 10  | 0        | 0   | 389       | 145  | 244  | 1  | 6       | 46  | 30:19 |
| DEN      | 70    | 20      | +50  | -  | 30        | 12   | 16   | 2   | 5        | 9   | 1        | 3   | 726       | 350  | 376  | 0  | 6       | 55  | 33:21 |
| at Buf.  | 20    | 48      | -28  | -  | 20        | 8    | 12   | 0   | 3        | 10  | 0        | 3   | 393       | 142  | 251  | 2  | 8       | 98  | 29:38 |
| NYG      | 31    | 16      | +15  | -  | 22        | 8    | 14   | 0   | 3        | 8   | 0        | 0   | 524       | 222  | 302  | 3  | 6       | 43  | 24:01 |
| CAR      | 42    | 21      | +21  | -  | 23        | 8    | 14   | 1   | 7        | 13  | 0        | 0   | 424       | 162  | 262  | 1  | 3       | 25  | 29:16 |
| at Phi.  | 17    | 31      | -14  | -  | 12        | 3    | 9    | 0   | 4        | 11  | 0        | 2   | 244       | 45   | 199  | 1  | 10      | 70  | 23:17 |
| NE       | 31    | 17      | +14  | -  | 24        | 5    | 17   | 2   | 5        | 14  | 3        | 3   | 390       | 78   | 312  | 2  | 3       | 25  | 35:55 |
| at KC^   | 14    | 21      | -7   | -  | 20        | 6    | 11   | 3   | 3        | 12  | 0        | 1   | 292       | 117  | 175  | 1  | 6       | 45  | 30:24 |
| LV       | 20    | 13      | +7   | -  | 21        | 7    | 12   | 2   | 3        | 11  | 0        | 1   | 422       | 99   | 323  | 3  | 5       | 44  | 32:15 |
| at NYJ   | 34    | 13      | +21  | -  | 22        | 6    | 14   | 2   | 11       | 16  | 0        | 1   | 395       | 167  | 228  | 3  | 6       | 38  | 35:41 |
| at Was.  | 45    | 15      | +30  | -  | 20        | 9    | 10   | 1   | 7        | 13  | 2        | 2   | 406       | 123  | 283  | 0  | 2       | 15  | 32:16 |
| TEN      | 27    | 28      | -1   | -  | 20        | 10   | 9    | 1   | 4        | 13  | 0        | 1   | 366       | 158  | 208  | 1  | 7       | 61  | 32:24 |
| NYJ      | 30    | 0       | +30  | -  | 16        | 5    | 9    | 2   | 6        | 15  | 2        | 2   | 290       | 77   | 213  | 0  | 9       | 65  | 36:21 |
| DAL      | 22    | 20      | +2   | -  | 22        | 4    | 16   | 2   | 6        | 13  | 0        | 1   | 375       | 91   | 284  | 0  | 5       | 33  | 28:58 |
| at Bal.  | 19    | 56      | -37  | -  | 20        | 6    | 13   | 1   | 6        | 15  | 2        | 4   | 375       | 154  | 221  | 3  | 5       | 37  | 29:37 |
| BUF      | 14    | 21      | -7   | -  | 16        | 5    | 9    | 2   | 4        | 10  | 0        | 0   | 275       | 108  | 167  | 2  | 4       | 29  | 21:53 |
| REG. TOT | 496   | 391     | +105 | -  | 360       | 113  | 223  | 24  | 85       | 202 | 11       | 25  | 6822      | 2308 | 4514 | 25 | 97      | 767 | 30:10 |
| at KC*   | 7     | 26      | -19  | -  | 13        | 5    | 8    | 0   | 1        | 12  | 3        | 6   | 264       | 76   | 188  | 1  | 8       | 62  | 25:55 |

### GAME-BY-GAME DEFENSE

|          | SCORE |         |      |    | 1ST DOWNS |      |      |     | 3RD DOWN |     | 4TH DOWN |     | NET YARDS |      |      |    |     |         |       |
|----------|-------|---------|------|----|-----------|------|------|-----|----------|-----|----------|-----|-----------|------|------|----|-----|---------|-------|
|          | PTS   | OPP PTS | DIFF | OT | TOTAL     | RUSH | PASS | PEN | CONV     | ATT | CONV     | ATT | TOTAL     | RUSH | PASS | TO | PEN | PEN YDS | TOP   |
|          |       |         |      |    |           |      |      |     |          |     |          |     |           |      |      |    |     |         |       |
| at LAC   | 34    | 36      | -2   | -  | 30        | 17   | 10   | 3   | 9        | 15  | 0        | 1   | 433       | 233  | 200  | 0  | 6   | 70      | 32:41 |
| at NE    | 17    | 24      | -7   | -  | 23        | 10   | 10   | 3   | 7        | 15  | 1        | 2   | 288       | 88   | 200  | 2  | 5   | 45      | 29:41 |
| DEN      | 20    | 70      | -50  | -  | 16        | 2    | 13   | 1   | 3        | 12  | 0        | 1   | 363       | 69   | 294  | 3  | 7   | 46      | 26:39 |
| at Buf.  | 48    | 20      | +28  | -  | 24        | 8    | 14   | 2   | 5        | 10  | 0        | 0   | 414       | 104  | 310  | 0  | 4   | 20      | 30:22 |
| NYG      | 16    | 31      | -15  | -  | 15        | 3    | 10   | 2   | 5        | 17  | 1        | 2   | 268       | 85   | 183  | 0  | 6   | 43      | 35:59 |
| CAR      | 21    | 42      | -21  | -  | 21        | 6    | 13   | 2   | 5        | 14  | 0        | 0   | 296       | 108  | 188  | 0  | 3   | 11      | 30:44 |
| at Phi.  | 31    | 17      | +14  | -  | 26        | 12   | 11   | 3   | 4        | 12  | 4        | 4   | 355       | 99   | 256  | 2  | 0   | 0       | 36:43 |
| NE       | 17    | 31      | -14  | -  | 13        | 6    | 7    | 0   | 1        | 9   | 1        | 2   | 218       | 77   | 141  | 1  | 7   | 45      | 24:05 |
| at KC^   | 21    | 14      | +7   | -  | 16        | 4    | 11   | 1   | 3        | 10  | 0        | 0   | 267       | 93   | 174  | 1  | 9   | 69      | 29:36 |
| LV       | 13    | 20      | -7   | -  | 12        | 2    | 10   | 0   | 4        | 14  | 0        | 2   | 296       | 36   | 260  | 3  | 5   | 41      | 27:45 |
| at NYJ   | 13    | 34      | -21  | -  | 12        | 2    | 9    | 1   | 5        | 14  | 2        | 3   | 159       | 29   | 130  | 2  | 6   | 60      | 24:19 |
| at Was.  | 15    | 45      | -30  | -  | 11        | 6    | 5    | 0   | 6        | 14  | 1        | 1   | 245       | 138  | 107  | 1  | 3   | 31      | 27:44 |
| TEN      | 28    | 27      | +1   | -  | 22        | 5    | 16   | 1   | 5        | 13  | 0        | 0   | 403       | 83   | 320  | 3  | 9   | 59      | 27:36 |
| NYJ      | 0     | 30      | -30  | -  | 11        | 0    | 9    | 2   | 5        | 13  | 0        | 2   | 103       | 23   | 80   | 4  | 7   | 55      | 23:39 |
| DAL      | 20    | 22      | -2   | -  | 19        | 7    | 9    | 3   | 4        | 12  | 2        | 2   | 339       | 97   | 242  | 1  | 6   | 38      | 31:02 |
| at Bal.  | 56    | 19      | +37  | -  | 24        | 8    | 15   | 1   | 4        | 7   | 1        | 1   | 491       | 160  | 331  | 1  | 7   | 45      | 30:23 |
| BUF      | 21    | 14      | +7   | -  | 26        | 11   | 14   | 1   | 9        | 15  | 1        | 3   | 473       | 128  | 345  | 3  | 6   | 41      | 38:07 |
| REG. TOT | 391   | 496     | -105 | -  | 321       | 109  | 186  | 26  | 84       | 216 | 14       | 30  | 5411      | 1650 | 3761 | 27 | 96  | 719     | 29:50 |
| at KC*   | 26    | 7       | +19  | -  | 25        | 8    | 14   | 3   | 6        | 15  | 1        | 1   | 409       | 147  | 262  | 1  | 5   | 45      | 34:05 |

^ Game played in Frankfurt, Germany

\* AFC Wild Card game



## 2023 STATISTICS

### GAME-BY-GAME RUSHING

(CARRIES-YARDS GAINED-LONGEST-TOUCHDOWNS)

|         | MOSTERT      | ACHANE       | J.WILSON JR. | AHMED     | TAGOVALOA     | INGOLD  | T. HILL    | WADDLE        | BROOKS    |
|---------|--------------|--------------|--------------|-----------|---------------|---------|------------|---------------|-----------|
| at LAC  | 10-37-12-1   | INA          | IR           | 3-11-8-0  | 5-5-7-0       | 0-0-0-0 | 0-0-0-0    | 0-0-0-0       | 0-0-0-0   |
| at NE   | 18-121-43t-2 | 1-5-5-0      | IR           | 3-13-10-0 | 4-3-4-0       | 0-0-0-0 | 0-0-0-0    | 1-(-2)-(-2)-0 | 0-0-0-0   |
| DEN     | 13-82-20t-3  | 18-203-67t-2 | IR           | INA       | 0-0-0-0       | 2-0-0-0 | 0-0-0-0    | INA           | 9-66-52-0 |
| at Buf. | 7-9-6-0      | 8-101-55-2   | IR           | 0-0-0-0   | 2-7-4-0       | 0-0-0-0 | 1-14-14-0  | 0-0-0-0       | 0-0-0-0   |
| NYG     | 10-65-23-1   | 11-151-76t-1 | IR           | INA       | 2-6-7-0       | 0-0-0-0 | 0-0-0-0    | 0-0-0-0       | 0-0-0-0   |
| CAR     | 17-115-49-2  | IR           | IR           | 6-23-9t-1 | 1-0-0-0       | 0-0-0-0 | 0-0-0-0    | 0-0-0-0       | 6-28-28-0 |
| at Phi. | 9-45-21-0    | IR           | 0-0-0-0      | 2-3-2-0   | 1-(-3)-(-3)-0 | 0-0-0-0 | 0-0-0-0    | 0-0-0-0       | IR        |
| NE      | 13-46-10-1   | IR           | 5-23-11-0    | 2-1-2-0   | 6-8-8-0       | 0-0-0-0 | 0-0-0-0    | 0-0-0-0       | IR        |
| at KC^  | 12-85-25-1   | IR           | 2-6-6-0      | 3-4-9-0   | 2-7-7-0       | 0-0-0-0 | 1-3-3-0    | 1-12-12-0     | IR        |
| LV      | 22-86-10-0   | 1-1-1-0      | INA          | 3-6-3-0   | 2-6-7-0       | 0-0-0-0 | 0-0-0-0    | 0-0-0-0       | IR        |
| at NYJ  | 20-94-34t-2  | INA          | 11-56-14-0   | IR        | 2-1-1-0       | 0-0-0-0 | 1-2-2-0    | 0-0-0-0       | IR        |
| at Was. | 11-43-12-1   | 17-73-15-2   | 4-11-6-0     | IR        | 0-0-0-0       | 0-0-0-0 | 2-(-4)-6-0 | 0-0-0-0       | IR        |
| TEN     | 21-96-15-2   | 7-47-15-0    | 0-0-0-0      | IR        | 3-15-8-0      | 0-0-0-0 | 0-0-0-0    | 0-0-0-0       | IR        |
| NYJ     | 15-42-18-2   | 9-32-10-0    | 2-5-5-0      | IR        | 0-0-0-0       | 0-0-0-0 | INA        | 0-0-0-0       | IR        |
| DAL     | 11-46-15-0   | 7-24-9-0     | 5-21-8-0     | IR        | 2-(-2)-(-1)-0 | 0-0-0-0 | 0-0-0-0    | 1-2-2-0       | 0-0-0-0   |
| at Bal. | INA          | 14-107-45-0  | 3-21-15-0    | IR        | 2-14-9-0      | 0-0-0-0 | 1-0-0-0    | INA           | 4-12-7-0  |
| BUF     | INA          | 10-56-25t-1  | 9-45-13-0    | IR        | 1-7-7-0       | 0-0-0-0 | 0-0-0-0    | INA           | 0-0-0-0   |
| at KC*  | 8-33-8-0     | 6-9-3-0      | 0-0-0-0      | IR        | 3-25-14-0     | 0-0-0-0 | 0-0-0-0    | 1-9-9-0       | 0-0-0-0   |

**OTHERS:** **BERRIOS:** 1-11-11-0 at Buffalo (10/1), **EVANS:** 2-16-13-0 at N.Y. Jets (11/24), **EZUKANMA:** 2-17-12-0 at L.A. Chargers (9/10), 3-5-7-0 at New England (9/17), **WHITE:** 1-(-1)-(-1)-0 vs. Denver (9/24), 3-(-4)-(-1)-0 vs. Carolina (10/15), 1-(-2)-(-2)-0 at N.Y. Jets (11/24), 2-(-2)-(-1)-0 vs. N.Y. Jets (12/17), 1-0-0-0 at Baltimore (12/31).

### GAME-BY-GAME RECEIVING

(RECEPTIONS-YARDS GAINED-LONGEST-TOUCHDOWNS)

|         | T. HILL      | WADDLE      | BERRIOS   | C.WILSON JR. | SMYTHE    | MOSTERT       | ACHANE    | J.WILSON JR. | INGOLD        |
|---------|--------------|-------------|-----------|--------------|-----------|---------------|-----------|--------------|---------------|
| at LAC  | 11-215-47-2  | 4-78-35-0   | 3-42-16-0 | INA          | 3-44-18-0 | 2-13-8-0      | INA       | IR           | 2-34-19-0     |
| at NE   | 5-40-15-1    | 4-86-32-0   | 2-28-18-0 | INA          | 3-23-9-0  | 1-6-6-0       | 1-4-4-0   | IR           | 0-0-0-0       |
| DEN     | 9-157-54t-1  | INA         | 2-33-22-0 | 0-0-0-0      | 1-15-15-0 | 7-60-19t-1    | 4-30-17-2 | IR           | 0-0-0-0       |
| at Buf. | 3-58-20-0    | 4-46-17-0   | 6-43-15-1 | 1-16-16-0    | 4-41-22-0 | 3-36-22-0     | 3-19-7-0  | IR           | 1-23-23-0     |
| NYG     | 8-181-69t-1  | 5-35-20-1   | 2-13-13-0 | 4-52-23-0    | 0-0-0-0   | 2-13-8-0      | 1-14-14-0 | IR           | 0-0-0-0       |
| CAR     | 6-163-47-1   | 7-51-17-1   | 2-20-10-0 | 0-0-0-0      | 0-0-0-0   | 3-17-8-1      | IR        | IR           | 0-0-0-0       |
| at Phi. | 11-88-27t-1  | 6-63-16-0   | 1-7-7-0   | 2-48-29-0    | 0-0-0-0   | 1-6-6-0       | IR        | 1-4-4-0      | 0-0-0-0       |
| NE      | 8-112-42t-1  | 7-121-31t-1 | 2-8-5-0   | 1-1-1t-1     | 3-28-15-0 | 0-0-0-0       | IR        | 2-14-7-0     | 1-5-5-0       |
| at KC^  | 8-62-19-0    | 3-42-15-0   | 0-0-0-0   | 1-31-31t-1   | 3-17-8-0  | 0-0-0-0       | IR        | 3-32-12-0    | 1-1-1-0       |
| LV      | 10-146-38t-1 | 4-55-19-0   | INA       | 3-23-12-0    | INA       | 1-7-7-0       | 1-4-4-0   | INA          | 3-16-9-0      |
| at NYJ  | 9-102-35-1   | 8-114-32-0  | 0-0-0-0   | 0-0-0-0      | 1-10-10-0 | 0-0-0-0       | INA       | 3-17-7-0     | 0-0-0-0       |
| at Was. | 5-157-78t-2  | 5-52-16-0   | 0-0-0-0   | 0-0-0-0      | 0-0-0-0   | 1-8-8-0       | 3-30-21-0 | 0-0-0-0      | 1-(-3)-(-3)-0 |
| TEN     | 4-61-25-0    | 6-79-16-0   | 2-13-7-0  | 2-30-22-0    | 2-16-9-0  | 1-4-4-0       | 5-24-11-0 | 0-0-0-0      | 1-13-13-0     |
| NYJ     | INA          | 8-142-60t-1 | 1-12-12-0 | 2-2-3-0      | 4-32-11-0 | 2-1-1-0       | 3-30-13-0 | 1-1-1-0      | 0-0-0-0       |
| DAL     | 9-99-20-0    | 1-50-50-0   | 0-0-0-0   | 3-42-18-0    | 5-56-21-0 | 1-4-4t-1      | 1-7-7-0   | 1-4-4-0      | 2-12-7-0      |
| at Bal. | 6-76-25-0    | INA         | 2-10-6-0  | 2-27-19-1    | 3-54-22-0 | INA           | 4-30-23-1 | 3-13-7-0     | 1-18-18-0     |
| BUF     | 7-82-23-1    | INA         | 2-9-7-0   | 1-24-24-0    | 3-30-14-0 | INA           | 1-5-5-0   | 0-0-0-0      | 0-0-0-0       |
| at KC*  | 5-62-53t-1   | 2-31-17-0   | 0-0-0-0   | 3-37-19-0    | 3-12-5-0  | 1-(-3)-(-3)-0 | 3-21-11-0 | 1-6-6-0      | 0-0-0-0       |

**OTHERS:** **AHMED:** 3-28-19-0 at New England (9/17), 3-11-9-0 vs. Carolina (10/15), 1-0-0-0 at Philadelphia (10/22), 4-16-20-0 vs. New England (10/29), 2-8-5-0 at Kansas City (11/5)^, 3-25-11t-1 vs. Las Vegas (11/19), **CHOSEN:** 1-68-68t-1 vs. Denver (9/24), 2-39-30-0 vs. Las Vegas (11/19), 1-19-19-0 vs. Dallas (12/24), **CLAYPOOL:** 1-15-15-0 vs. New England (10/29), 2-8-5-0 vs. N.Y. Jets (12/17), 1-3-3-0 vs. Buffalo (1/7), **CRACRAFT:** 3-40-24-1 at L.A. Chargers (9/10), 2-34-22-0 at New England (9/17), 1-13-13-0 vs. Denver (9/24), 2-16-13-0 at Washington (12/3), 1-18-18-0 vs. Buffalo (1/7), 2-33-19-0 at Kansas City (1/13)\*, **J. HILL:** 1-4-4-0 vs. New England (10/29), 1-10-10-0 vs. Las Vegas (11/19), 2-23-18-0 at Washington (12/3), 1-9-9-0 at Baltimore (12/31), 1-2-2-0 vs. Buffalo (1/7).

^ Game played in Frankfurt, Germany

\* AFC Wild Card game



## 2023 STATISTICS

### GAME-BY-GAME PASSING

|         | TUA TAGOVAILOA |     |     |      |    |     |     |         |        |
|---------|----------------|-----|-----|------|----|-----|-----|---------|--------|
|         | ATT            | COM | YDS | PCT  | TD | INT | LG  | SKD/YDS | RATING |
| at LAC  | 45             | 28  | 466 | 62.2 | 3  | 1   | 47  | 0/0     | 110.0  |
| at NE   | 30             | 21  | 249 | 70.0 | 1  | 1   | 32  | 1/5     | 92.2   |
| DEN     | 26             | 23  | 309 | 88.5 | 4  | 0   | 54t | 0/0     | 155.8  |
| at Buf. | 35             | 25  | 282 | 71.4 | 1  | 1   | 23  | 4/31    | 92.8   |
| NYG     | 30             | 22  | 308 | 73.3 | 2  | 2   | 69t | 1/6     | 100.4  |
| CAR     | 31             | 21  | 262 | 67.7 | 3  | 0   | 47  | 0/0     | 126.0  |
| at Phi. | 32             | 23  | 216 | 71.9 | 1  | 1   | 29  | 3/10    | 87.5   |
| NE      | 45             | 30  | 324 | 66.7 | 3  | 1   | 42t | 2/12    | 100.6  |
| at KC^  | 34             | 21  | 193 | 61.8 | 1  | 0   | 31t | 3/18    | 87.0   |
| LV      | 39             | 28  | 325 | 71.8 | 2  | 1   | 38t | 1/2     | 103.0  |
| at NYJ  | 30             | 21  | 243 | 70.0 | 1  | 2   | 35  | 22/15   | 77.5   |
| at Was. | 24             | 18  | 280 | 75.0 | 2  | 0   | 78t | 0/0     | 141.0  |
| TEN     | 33             | 23  | 240 | 69.7 | 0  | 0   | 25  | 5/32    | 90.5   |
| NYJ     | 24             | 21  | 224 | 87.5 | 1  | 0   | 60t | 3/15    | 119.4  |
| DAL     | 37             | 24  | 293 | 64.9 | 1  | 0   | 50  | 1/9     | 98.1   |
| at Bal. | 38             | 22  | 237 | 57.9 | 2  | 2   | 25  | 3/16    | 71.9   |
| BUF     | 27             | 17  | 173 | 63.0 | 1  | 2   | 24  | 0/0     | 62.7   |
| at KC*  | 39             | 20  | 199 | 51.3 | 1  | 1   | 53t | 2/11    | 63.9   |

|         | MIKE WHITE |     |     |       |              |     |     |         |        |
|---------|------------|-----|-----|-------|--------------|-----|-----|---------|--------|
|         | ATT        | COM | YDS | PCT   | TD           | INT | LG  | SKD/YDS | RATING |
| at LAC  |            |     |     |       | DID NOT PLAY |     |     |         |        |
| at NE   |            |     |     |       | DID NOT PLAY |     |     |         |        |
| DEN     | 2          | 2   | 67  | 100.0 | 1            | 0   | 68t | 0/0     | 158.3  |
| at Buf. |            |     |     |       | DID NOT PLAY |     |     |         |        |
| NYG     |            |     |     |       | DID NOT PLAY |     |     |         |        |
| CAR     | 1          | 0   | 0   | 0.0   | 0            | 1   | 0   | 0/0     | 0.0    |
| at Phi. |            |     |     |       | DID NOT PLAY |     |     |         |        |
| NE      |            |     |     |       | DID NOT PLAY |     |     |         |        |
| at KC^  |            |     |     |       | DID NOT PLAY |     |     |         |        |
| LV      |            |     |     |       | DID NOT PLAY |     |     |         |        |
| at NYJ  | 0          | 0   | 0   | 0.0   | 0            | 0   | 0   | 0/0     | 0.0    |
| at Was. | 1          | 1   | 3   | 100.0 | 0            | 0   | 3   | 0/0     | 79.2   |
| TEN     |            |     |     |       | DID NOT PLAY |     |     |         |        |
| NYJ     | 2          | 2   | 4   | 100.0 | 0            | 0   | 3   | 0/0     | 79.2   |
| DAL     |            |     |     |       | DID NOT PLAY |     |     |         |        |
| at Bal. | 0          | 0   | 0   | 0.0   | 0            | 0   | 0   | 0/0     | 0.0    |
| BUF     |            |     |     |       | DID NOT PLAY |     |     |         |        |
| at KC*  |            |     |     |       | DID NOT PLAY |     |     |         |        |

|         | SKYLAR THOMPSON |     |     |     |                             |     |    |         |        |
|---------|-----------------|-----|-----|-----|-----------------------------|-----|----|---------|--------|
|         | ATT             | COM | YDS | PCT | TD                          | INT | LG | SKD/YDS | RATING |
| at LAC  |                 |     |     |     | INACTIVE (EMERGENCY 3RD QB) |     |    |         |        |
| at NE   |                 |     |     |     | INACTIVE (EMERGENCY 3RD QB) |     |    |         |        |
| DEN     |                 |     |     |     | INACTIVE (EMERGENCY 3RD QB) |     |    |         |        |
| at Buf. |                 |     |     |     | INACTIVE (EMERGENCY 3RD QB) |     |    |         |        |
| NYG     |                 |     |     |     | INACTIVE (EMERGENCY 3RD QB) |     |    |         |        |
| CAR     |                 |     |     |     | INACTIVE (EMERGENCY 3RD QB) |     |    |         |        |
| at Phi. |                 |     |     |     | INACTIVE (EMERGENCY 3RD QB) |     |    |         |        |
| NE      |                 |     |     |     | INACTIVE (EMERGENCY 3RD QB) |     |    |         |        |
| at KC^  |                 |     |     |     | INACTIVE (EMERGENCY 3RD QB) |     |    |         |        |
| LV      |                 |     |     |     | INACTIVE (EMERGENCY 3RD QB) |     |    |         |        |
| at NYJ  |                 |     |     |     | INACTIVE (EMERGENCY 3RD QB) |     |    |         |        |
| at Was. |                 |     |     |     | INACTIVE (EMERGENCY 3RD QB) |     |    |         |        |
| TEN     |                 |     |     |     | INACTIVE (EMERGENCY 3RD QB) |     |    |         |        |
| NYJ     |                 |     |     |     | INACTIVE (EMERGENCY 3RD QB) |     |    |         |        |
| DAL     |                 |     |     |     | INACTIVE (EMERGENCY 3RD QB) |     |    |         |        |
| at Bal. |                 |     |     |     | INACTIVE (EMERGENCY 3RD QB) |     |    |         |        |
| BUF     |                 |     |     |     | INACTIVE (EMERGENCY 3RD QB) |     |    |         |        |
| at KC*  |                 |     |     |     | INACTIVE (EMERGENCY 3RD QB) |     |    |         |        |

**OTHERS:** **ACHANE:** 0-0-;. 0.0, 0, 0, 0, 1/6, 0.0 vs. Buffalo (1/7), **C. WILSON JR.:** 0-0-0, 0.0, 0, 0, 0, 1/7, 0.0 at Philadelphia (10/22).

^Game played in Frankfurt, Germany

\*AFC Wild Card game







## 2023 STATISTICS

### 2023 POSTSEASON PLAYER PARTICIPATION

| NAME                 | KC   | GP | GS | DNP | INA |
|----------------------|------|----|----|-----|-----|
| Achane, De'Von       | X    | 1  | 0  | 0   | 0   |
| Ahmed, Salvon        | IR   | 0  | 0  | 0   | 0   |
| Apple, Eli           | CB   | 1  | 1  | 0   | 0   |
| Armstead, Terron     | LT   | 1  | 1  | 0   | 0   |
| Bailey, Jake         | X    | 1  | 0  | 0   | 0   |
| Baker, Jerome        | IR   | 0  | 0  | 0   | 0   |
| Bell, Quinton        | PS   | 0  | 0  | 0   | 0   |
| Berrios, Braxton     | X    | 1  | 0  | 0   | 0   |
| Bethel, Justin       | X    | 1  | 0  | 0   | 0   |
| Bonner, Ethan        | X    | 1  | 0  | 0   | 0   |
| Bowers, Nick         | PS   | 0  | 0  | 0   | 0   |
| Brooks, Chris        | X    | 1  | 0  | 0   | 0   |
| Campbell, Elijah     | X    | 1  | 0  | 0   | 0   |
| Chosen, Robbie       | INA  | 0  | 0  | 0   | 1   |
| Chubb, Bradley       | IR   | 0  | 0  | 0   | 0   |
| Claypool, Chase      | X    | 1  | 0  | 0   | 0   |
| Conner, Tanner       | PS   | 0  | 0  | 0   | 0   |
| Cotton, Lester       | X    | 1  | 0  | 0   | 0   |
| Cowart, Byron        | PS   | 0  | 0  | 0   | 0   |
| Cracraft, River      | X    | 1  | 0  | 0   | 0   |
| Crossen, Keion       | IR   | 0  | 0  | 0   | 0   |
| Davis, Raekwon       | X    | 1  | 0  | 0   | 0   |
| Eichenberg, Liam     | C    | 1  | 0  | 0   | 0   |
| Elliott, DeShon      | S    | 1  | 1  | 0   | 0   |
| Ellis, Justin        | PS   | 0  | 0  | 0   | 0   |
| Evans, Darrynton     | PS   | 0  | 0  | 0   | 0   |
| Ezukanma, Erik       | NFI  | 0  | 0  | 0   | 0   |
| Ferguson, Blake      | X    | 1  | 0  | 0   | 0   |
| Funk, Jake           | NOR  | 0  | 0  | 0   | 0   |
| Goode, Cameron       | IR   | 0  | 0  | 0   | 0   |
| Hand, Da'Shawn       | X    | 1  | 0  | 0   | 0   |
| Harrison, Jonotthan  | DNP  | 0  | 0  | 1   | 0   |
| Hayes, Ryan          | PS   | 0  | 0  | 0   | 0   |
| Hill, Julian         | X    | 1  | 0  | 0   | 0   |
| Hill, Tyreek         | WR   | 1  | 1  | 0   | 0   |
| Hines, Chasen        | PS   | 0  | 0  | 0   | 0   |
| Holland, Jevon       | INA  | 0  | 0  | 0   | 1   |
| Houston, Justin      | X    | 1  | 0  | 0   | 0   |
| Howard, Xavien       | INA  | 0  | 0  | 0   | 1   |
| Hunt, Robert         | RG   | 1  | 1  | 0   | 0   |
| Ingold, Alec         | FB   | 1  | 1  | 0   | 0   |
| Ingram, Melvin       | LB   | 1  | 1  | 0   | 0   |
| Ivin, Bruce          | X    | 1  | 0  | 0   | 0   |
| Jackson, Austin      | RT   | 1  | 1  | 0   | 0   |
| Johnson, Alexander   | PS-I | 0  | 0  | 0   | 0   |
| Jones, Brandon       | S    | 1  | 1  | 0   | 0   |
| Jones, Robert        | LG   | 1  | 1  | 0   | 0   |
| Joseph, Kelvin       | NOR  | 0  | 0  | 0   | 0   |
| Kalu, Joshua         | NOR  | 0  | 0  | 0   | 0   |
| Kohou, Kader         | CB   | 1  | 1  | 0   | 0   |
| Kroft, Tyler         | INA  | 0  | 0  | 0   | 1   |
| Lamm, Kendrick       | X    | 1  | 0  | 0   | 0   |
| Lawrence, Rashard    | PS   | 0  | 0  | 0   | 0   |
| Long Jr., David      | LB   | 1  | 1  | 0   | 0   |
| McKinley III, Verone | NOR  | 0  | 0  | 0   | 0   |
| Milton, Mark         | NOR  | 0  | 0  | 0   | 0   |
| Mostert, Raheem      | RB   | 1  | 1  | 0   | 0   |
| Munson, Calvin       | X    | 1  | 0  | 0   | 0   |
| Needham, Nik         | X    | 1  | 0  | 0   | 0   |
| Nickerson, Parry     | PS   | 0  | 0  | 0   | 0   |
| Ogbah, Emmanuel      | LB   | 1  | 1  | 0   | 0   |
| Pierre-Paul, Jason   | NOR  | 0  | 0  | 0   | 0   |
| Phillips, Jaelan     | IR   | 0  | 0  | 0   | 0   |
| Pili, Brandon        | PS   | 0  | 0  | 0   | 0   |
| Ramsey, Jalen        | CB   | 1  | 1  | 0   | 0   |
| Reed, Malik          | X    | 1  | 0  | 0   | 0   |
| Riley, Duke          | LB   | 1  | 1  | 0   | 0   |
| Sanders, Braylon     | PS   | 0  | 0  | 0   | 0   |
| Sanders, Jason       | X    | 1  | 0  | 0   | 0   |
| Schwartz, Anthony    | PS   | 0  | 0  | 0   | 0   |
| Sieler, Zach         | DT   | 1  | 1  | 0   | 0   |
| Skura, Matt          | PS   | 0  | 0  | 0   | 0   |
| Smith, Cam           | INA  | 0  | 0  | 0   | 1   |
| Smith, Kion          | INA  | 0  | 0  | 0   | 0   |
| Smythe, Durham       | TE   | 1  | 1  | 0   | 0   |
| Swain, Freddie       | PS   | 0  | 0  | 0   | 0   |
| Tagovailoa, Tua      | QB   | 1  | 1  | 0   | 0   |
| Thompson, Skylar     | INA* | 0  | 0  | 0   | 0   |
| Tindall, Channing    | X    | 1  | 0  | 0   | 0   |
| Tunstall, James      | NOR  | 0  | 0  | 0   | 0   |
| Uluave, Alama        | NOR  | 0  | 0  | 0   | 0   |
| Van Ginkel, Andrew   | IR   | 0  | 0  | 0   | 0   |
| Vandenburgh, Zeke    | IR   | 0  | 0  | 0   | 0   |
| Waddle, Jaylen       | WR   | 1  | 1  | 0   | 0   |
| Webb, Raleigh        | NOR  | 0  | 0  | 0   | 0   |
| White, Mike          | DNP  | 0  | 0  | 1   | 0   |
| Wilkins, Christian   | DT   | 1  | 1  | 0   | 0   |
| Williams, Connor     | IR   | 0  | 0  | 0   | 0   |
| Wilson Jr., Cedrick  | X    | 1  | 0  | 0   | 0   |
| Wilson Jr., Jeff     | X    | 1  | 0  | 0   | 0   |
| Winovich, Chase      | NOR  | 0  | 0  | 0   | 0   |
| Wynn, Isaiah         | IR   | 0  | 0  | 0   | 0   |

POSITION IN CAPS = STARTER  
X = PLAYED/SUBSTITUTED  
NFI = NON-FOOTBALL ILLNESS/INJURY

INA = INACTIVE  
INA\* = EMERGENCY 3RD QB  
IR = INJURED RESERVE  
PUP = PHYSICALLY UNABLE TO PERFORM

R/SUS = RESERVE/SUSPENDED  
SUS = SUSPENDED  
NOR = NOT ON ROSTER  
PS-I = PRACTICE SQUAD (INJURED)

PS = PRACTICE SQUAD  
DNP = DID NOT PLAY



## THE LAST TIME IT HAPPENED (REGULAR SEASON)

### THE LAST TIME (TEAM)

| BY DOLPHINS  |   | BY OPPONENT  |
|--|---|--|
| 38-35, vs. Cincinnati, 12/22/19                                | WON IN OVERTIME                               | 28-31 at Las Vegas, 9/26/21                                |
| 22-20, vs. Dallas, 12/24/23                                    | WON BY SCORING IN THE LAST 2 MINUTES          | 27-28, vs. Tennessee, 12/11/23                             |
| 28-31, at Las Vegas, 9/26/21                                   | TIED BY SCORING IN THE LAST 2 MINUTES         | 38-35, vs. Cincinnati, 12/22/19                            |
| 30-0, vs. N.Y. Jets, 12/17/23                                  | SHUTOUT AN OPPONENT                           | 0-35, vs. Buffalo, 9/19/21                                 |
| 30-0, vs. N.Y. Jets, 12/17/23                                  | WON BY 20+ POINTS                             | 19-56, at Baltimore, 12/31/23                              |
| 42-38, at Baltimore, 9/18/22                                   | WON AFTER TRAILING BY 20+ POINTS              | 34-46, vs. New Orleans, 10/25/09                           |
| 30-0, vs. N.Y. Jets, 12/17/23                                  | HELD A 28+ POINT LEAD                         | 19-56, at Baltimore, 12/31/23                              |
| 30-0, vs. N.Y. Jets, 12/17/23                                  | HELD A 21+ POINT LEAD                         | 19-56, at Baltimore, 12/31/23                              |
| 21 (2nd quarter) vs. Carolina, 10/15/23                        | SCORED 20+ POINTS IN A QUARTER                | 21 (2nd and 4th quarter), at Baltimore, 12/31/23           |
| 24 (1st half), vs. N.Y. Jets, 12/17/23                         | SCORED 20+ POINTS IN A HALF                   | 28 (1st and 2nd half), at Baltimore, 12/31/23              |
| 30-0, vs. N.Y. Jets, 12/17/23                                  | HELD OPPONENT WITHOUT A TD                    | 11-6, vs. N.Y. Jets, 1/8/23                                |
| 2 offense, 1 defense, vs. Tennessee, 12/11/23                  | SCORED TD ON OFFENSE AND DEFENSE              | 1 offense, 1 defense at N.Y. Jets, 11/24/23                |
| 2 offense, 1 defense & 1 special teams, vs. L.A. Rams, 11/1/20 | SCORED TD ON OFFENSE, DEFENSE & SPECIAL TEAMS | 6 offense, 1 defense & 1 special teams, at Buffalo, 1/3/21 |
| vs. N.Y. Jets, 1/8/23  | SCORED SAFETY                                 | at N.Y. Jets, 10/9/22                                      |

### THE LAST TIME (OFFENSE)

| BY DOLPHINS  |   | BY OPPONENT  |
|--|---|--|
| 726, vs. Denver, 9/24/23   | 600+ NET YARDS OF OFFENSE               | 643, vs. Baltimore, 9/8/19   |
| 524, vs. N.Y. Giants, 10/8/23  | 500+ NET YARDS OF OFFENSE               | 558, at Tampa Bay, 10/10/21  |
| 406, at Washington, 12/3/23  | 400+ NET YARDS OF OFFENSE               | 473, vs. Buffalo, 1/7/24   |
| 350, vs. Denver, 9/24/23   | 300+ NET RUSHING YARDS                  | 305, at Pittsburgh, 12/18/88   |
| 222, vs. N.Y. Giants, 10/8/23  | 200+ NET RUSHING YARDS                  | 234, at L.A. Chargers, 9/10/23   |
| 203, De'Von Achane, vs. Denver, 9/24/23  | 200-YARD RUSHING GAME                   | 203, Rueben Mayes, vs. New Orleans, 12/7/86  |
| 151, De'Von Achane, vs. N.Y. Giants, 10/8/23   | 150-YARD RUSHING GAME                   | 178, Justin Fields at Chicago, 11/6/22   |
| 107, De'Von Achane at Baltimore, 12/31/23  | 100-YARD RUSHING GAME                   | 117, Austin Ekeler at L.A. Chargers, 9/10/23   |
| Mercury Morris (125) and Don Nottingham (102), at Green Bay, 10/5/75                             | TWO 100-YARD RUSHERS                    | Ezekiel Elliott (125) and Tony Pollard (103), at Dallas, 9/22/19                             |
| De'Von Achane, 203, vs. Denver, 9/24/23, 101, at Buffalo, 10/1/23, 151, vs. N.Y. Giants, 10/8/23 | CONSECUTIVE 100-YARD RUSHING GAMES      | Payton Barber, 111, at Las Vegas, 9/26/21<br>Jonathan Taylor, 103, vs. Indianapolis, 10/3/21 |
| De'Von Achane (151) and Raheem Mostert (65), vs. N.Y. Giants, 10/8/23                            | COMBINED 200-YARDS RUSHING BY 2 PLAYERS | Austin Ekeler (117) and Joshua Kelley (91) at L.A. Chargers, 9/10/23                         |
| 32, Jay Ajayi, at Buffalo, 12/24/16  | 30+ CARRIES                             | 32, Knile Davis, vs. Kansas City, 9/21/14  |
| 25, Duke Johnson, vs. New England, 1/9/22  | 25+ CARRIES                             | 26, D'Onta Foreman, at Tennessee, 1/3/22   |
| 85t, Lamar Miller, vs. Houston, 10/25/15   | 80+ YARD RUSHING PLAY                   | 81t, Earl Campbell, at Houston, 11/20/78   |



## THE LAST TIME IT HAPPENED (REGULAR SEASON)

| THE LAST TIME (OFFENSE)  |   |   |
|--|---|---|
| BY DOLPHINS  |   | BY OPPONENT   |
| 76t, De'Von Achane, vs. N.Y. Giants, 10/8/23   | 60+ YARD RUSHING PLAY                               | 61t, Justin Fields at Chicago, 11/6/22  |
| 45, De'Von Achane, at Baltimore, 12/31/23  | 40+ YARD RUSHING PLAY                               | 41, Justice Hill, at Baltimore, 12/31/23  |
| 2, Raheem Mostert, vs. N.Y. Jets, 12/17/23   | 2+ RUSHING TOUCHDOWNS                               | 2, Derrick Henry, vs. Tennessee, 12/11/23   |
| 466, at L.A. Chargers, 9/10/23   | 400+ NET PASSING YARDS (TEAM)                       | 437, at Tampa Bay, 10/10/21   |
| 323, vs. Las Vegas, 11/19/23   | 300+ NET PASSING YARDS (TEAM)                       | 345, vs. Buffalo, 1/7/23  |
| 50, Tua Tagovailoa, at Baltimore, 9/18/22  | 50+ PASS ATTEMPTS                                   | 51, Justin Herbert, at L.A. Chargers, 12/11/22  |
| 45, Tua Tagovailoa, vs. New England, 10/29/23  | 40+ PASS ATTEMPTS                                   | 41, Aidan O'Connell, vs. Las Vegas, 11/19/23  |
| 30, Tua Tagovailoa, vs. New England, 10/29/23  | 30+ COMPLETIONS                                     | 30, Josh Allen, vs. Buffalo, 1/7/24   |
| 28, Tua Tagovailoa, vs. Las Vegas, 11/19/23  | 25+ COMPLETIONS                                     | 30, Josh Allen, vs. Buffalo, 1/7/24   |
| at Washington, 12/3/23   | NO SACKS ALLOWED                                    | vs. N.Y. Jets, 1/8/23   |
| Has never happened   | PERFECT PASSER RATING (158.3)<br>(MIN. 20 ATTEMPTS) | 158.3, Lamar Jackson, at Baltimore, 12/31/23  |
| 325, Tua Tagovailoa, vs. Las Vegas, 11/19/23   | 300+ YARD PASSER                                    | 359, Josh Allen, vs. Buffalo, 1/7/23  |
| Tua Tagovailoa, 382, at Detroit, 10/30/22 and 302, at Chicago, 11/6/22                                     | CONSECUTIVE 300+ YARD PASSING GAMES                 | 321, Lamar Jackson, at Baltimore, 12/31/23 and 359, Josh Allen, vs. Buffalo, 1/7/23   |
| 4, Tua Tagovailoa, vs. Denver, 9/24/23   | 4+ TD PASSES  | 5, Lamar Jackson, at Baltimore, 12/31/23  |
| 3, Tua Tagovailoa, vs. New England, 10/29/23   | 3+ TD PASSES  | 5, Lamar Jackson, at Baltimore, 12/31/23  |
| 15, Chris Chambers, vs. Buffalo, 12/4/05   | 15+ RECEPTIONS                                      | 15, Isaac Bruce, at St. Louis, 12/24/95   |
| 10, Tyreek Hill, vs. Las Vegas, 11/19/23   | 10+ RECEPTIONS                                      | 10, A.J. Brown at Philadelphia, 10/22/23  |
| 215, Tyreek Hill, at L.A. Chargers, 9/10/23  | 200-YARD RECEIVER                                   | 221, Eric Decker, vs. N.Y. Jets, 12/28/14   |
| 157, Tyreek Hill, at Washington, 12/3/23   | 150-YARD RECEIVER                                   | 163, Kyle Pitts, vs. Atlanta, 10/24/21  |
| 142, Jaylen Waddle, vs. N.Y. Jets, 12/17/23  | 100-YARD RECEIVER                                   | 105, Khalil Shakir, vs. Buffalo, 1/7/24   |
| Jaylen Waddle (114) and Tyreek Hill (102), at N.Y. Jets, 11/24/23  | TWO 100-YARD RECEIVERS IN SAME GAME                 | Rashod Bateman (108) and Mark Andrews (104), at Baltimore, 9/18/22  |
| 146, Tyreek Hill, vs. Las Vegas, 11/19/23<br>102, at N.Y. Jets, 11/24/23<br>and 157 at Washington, 12/3/23 | CONSECUTIVE 100-YARD RECEIVING GAMES                | 118, CeeDee Lamb vs. Dallas, 12/24/23,<br>106, Zay Flowers, at Baltimore, 12/31/23<br>and 105, Khalil Shakir, vs. Buffalo, 1/7/24 |
| Jaylen Waddle, 118 (1st half), vs. N.Y. Jets, 12/17/23   | 100 YARDS RECEIVING IN A HALF                       | Zay Flowers, 100 (1st half), at Baltimore, 12/31/23   |
| Has never happened   | 90+ YARD PASSING PLAY                               | 99t, Tom Brady to Wes Welker, vs. New England, 9/12/11  |
| 84t, Tua Tagovailoa to Jaylen Waddle, vs. Green Bay, 12/25/22  | 80+ YARD PASSING PLAY                               | 85t, Derek Carr to Nelson Agholor, at Las Vegas, 12/26/20   |
| 60t, Tua Tagovailoa to Jaylen Waddle vs. N.Y. Jets, 12/17/23   | 60+ YARD PASSING PLAY                               | 75t, Lamar Jackson to Zay Flowers, at Baltimore, 12/31/23   |
| 50, Tua Tagovailoa to Jaylen Waddle vs. Dallas, 12/24/23   | 50+ YARD PASSING PLAY                               | 75t, Lamar Jackson to Zay Flowers, at Baltimore, 12/31/23   |
| 50, Tua Tagovailoa to Jaylen Waddle vs. Dallas, 12/24/23   | 40+ YARD PASSING PLAY                               | 46, Josh Allen to Khalil Shakir vs. Buffalo, 1/7/24   |
| 3, Lamar Thomas, vs. Denver, 12/21/98  | 3+ TD RECEPTIONS                                    | 3, Stefon Diggs, at Buffalo, 10/1/23  |
| 2, Tyreek Hill, at Washington, 12/3/23   | 2+ TD RECEPTIONS                                    | 2, Isaiah Likely, at Baltimore, 12/31/23  |
| Myles Gaskin (25 rushing and 74 receiving), at Tampa Bay, 10/10/21   | LED TEAM IN RUSHING & RECEIVING IN SAME GAME        | Christian McCaffrey, (66 rushing and 80 receiving), at San Francisco, 12/4/22   |



## THE LAST TIME IT HAPPENED (REGULAR SEASON)

| THE LAST TIME (OFFENSE)  |   |  |
|--|---|--|
| BY DOLPHINS  |   | BY OPPONENT  |
| Raheem Mostert (115 rushing) and Tyreek Hill (163 receiving) vs. Carolina, 10/15/23                                | 100-YARD RUSHER & 100-YARD RECEIVER IN SAME GAME                  | Lamar Jackson (119 rushing), Rashod Bateman (108 receiving)/Mark Andrews (104 receiving) at Baltimore, 9/18/22                                 |
| Tua Tagovailoa (308 passing), De'Von Achane (151 rushing) and Tyreek Hill (181 receiving) vs. N.Y. Giants, 10/8/23 | 100-YARD RUSHER, 100-YARD RECEIVER & 300-YARD PASSER IN SAME GAME | Lamar Jackson (318 passing), Lamar Jackson (119 rushing) and Rashod Bateman (108 receiving)/Mark Andrews (104 receiving) at Baltimore, 9/18/22 |
| Raheem Mostert (2 rushing, 1 receiving) vs. Carolina, 10/15/23   | 1+ RUSHING TD & 1+ RECEIVING TD IN SAME GAME                      | Tyreek Hill (1 rushing, 1 receiving), vs. Kansas City, 12/13/20  |
| Tua Tagovailoa (1 passing, 1 rushing), at New England, 9/12/21   | 1+ PASSING TD & 1+ RUSHING TD IN SAME GAME                        | Jalen Hurts (2 passing, 1 rushing), at Philadelphia, 10/22/23  |
| vs. Dallas, 12/24/23   | NO TURNOVERS  | vs. Carolina, 10/15/23   |
| at Baltimore, 12/31/23   | TD SCORED ON FIRST DRIVE  | at Baltimore, 12/31/23   |
| Tua Tagovailoa to Mike Gesicki, at Buffalo, 10/31/21   | SUCCESSFUL 2-POINT CONVERSION                                     | Will Levis to Nick Westbrook-Ikhine vs. Tennessee, 12/11/23  |
| at Baltimore, 12/31/23   | FAILED 2-POINT CONVERSION   | vs. Houston, 11/27/22  |

| THE LAST TIME (DEFENSE)  |   |   |
|--|---|---|
| BY DOLPHINS  |   | BY OPPONENT   |
| 76, vs. Buffalo, 10/21/73  | HELD OPPONENT UNDER 100 YARDS OF TOTAL OFFENSE              | 88, at New England, 10/12/80  |
| 103, vs. N.Y. Jets, 12/17/23                                       | HELD OPPONENT UNDER 150 YARDS OF TOTAL OFFENSE              | 145, vs. L.A. Rams, 11/1/20   |
| 103, vs. N.Y. Jets, 12/17/23                                       | HELD OPPONENT UNDER 200 YARDS OF TOTAL OFFENSE              | 145, vs. L.A. Rams, 11/1/20   |
| 103, vs. N.Y. Jets, 12/17/23                                       | HELD OPPONENT UNDER 300 YARDS OF TOTAL OFFENSE              | 275, vs. Buffalo, 1/7/24  |
| 23, vs. N.Y. Jets, 12/17/23  | HELD OPPONENT UNDER 30 YARDS RUSHING                        | 23, vs. Buffalo, 11/17/19   |
| 23, vs. N.Y. Jets, 12/17/23  | HELD OPPONENT UNDER 50 YARDS RUSHING                        | 45, at Philadelphia, 10/22/23   |
| 23, vs. N.Y. Jets, 12/17/23  | HELD OPPONENT UNDER 75 YARDS RUSHING                        | 45, at Philadelphia, 10/22/23   |
| 97, vs. Dallas, 12/24/23   | HELD OPPONENT UNDER 100 YARDS RUSHING                       | 91, vs. Dallas, 12/24/23  |
| 80, vs. N.Y. Jets, 12/17/23  | HELD OPPONENT UNDER 100 YARDS NET PASSING                   | 90, vs. L.A. Rams, 11/1/20  |
| 80, vs. N.Y. Jets, 12/17/23  | HELD OPPONENT UNDER 150 YARDS NET PASSING                   | 140, vs. N.Y. Jets, 1/8/23  |
| Louis Delmas (81) and Brent Grimes (22), at Jacksonville, 10/26/14 | 2+ INTERCEPTION RETURNS FOR TOUCHDOWNS BY TEAM IN SAME GAME | Stephon Gilmore (54) and Jamie Collins Sr. (69), vs. New England, 9/15/19 |
| 5t, Zach Sieler, vs. Tennessee, 12/11/23                           | INTERCEPTION RETURN FOR A TD                                | 30t, Brandin Echols, at N.Y. Jets, 11/24/23                               |
| 3, Sam Madison, vs. Tennessee, 11/7/99                             | 3+ INTERCEPTIONS  | 3, Nate Clements, at Buffalo, 10/20/02                                    |



## THE LAST TIME IT HAPPENED (REGULAR SEASON)

### THE LAST TIME (DEFENSE)

| BY DOLPHINS                                 |                                | BY OPPONENT   |
|---|--------------------------------|---|
| 2, Brandon Jones, vs. N.Y. Jets, 12/17/23   | 2+ INTERCEPTIONS               | 2, Vonn Bell, at Cincinnati, 9/29/22                          |
| 7, at N.Y. Jets, 11/24/23                   | 7+ SACKS BY TEAM               | 7, vs. Buffalo, 11/17/19                                      |
| 6, vs. N.Y. Jets, 12/17/23                  | 6+ SACKS BY TEAM               | 6, vs. Minnesota, 10/16/22                                    |
| 6, vs. N.Y. Jets, 12/17/23                  | 5+ SACKS BY TEAM               | 5, vs. Tennessee, 12/11/23                                    |
| 4.0, Cameron Wake, at Tennessee, 10/18/15   | 4+ SACKS                       | Has never happened  |
| 3.0, Bradley Chubb, vs. N.Y. Jets, 12/17/23 | 3+ SACKS                       | 3.0, Harold Landry, vs. Tennessee, 12/11/23                   |
| 3.0, Bradley Chubb, vs. N.Y. Jets, 12/17/23 | 2+ SACKS                       | 3.0, Harold Landry, vs. Tennessee, 12/11/23                   |
| 16t, Xavien Howard, vs. Houston, 11/27/22   | FUMBLE RECOVERED FOR TOUCHDOWN | 59t, Bryan Cook, at Kansas City, 11/5/23 (Frankfurt, Germany) |

### THE LAST TIME (SPECIAL TEAMS)

| BY DOLPHINS  |  | BY OPPONENT                                    |
|--|--|--|
| 101t, Jakeem Grant, vs. Buffalo, 11/17/19                | KICKOFF RETURN FOR A TD                    | 99t, Marvin Mims, vs. Denver, 9/24/23          |
| 94t, Mercury Morris, at New England, 12/5/71             | KICKOFF RETURN FOR A TD ON OPENING KICKOFF | 103t, Devin Duvernay, at Baltimore, 9/18/22    |
| 101t, Jakeem Grant, vs. Buffalo, 11/17/19                | 50+ YARD KICKOFF RETURN                    | 78, Justice Hill, at Baltimore, 12/31/23       |
| 88t, Jakeem Grant, vs. L.A. Rams, 11/1/20                | PUNT RETURN FOR A TD                       | 96t, Deonte Harty, vs. Buffalo, 1/7/24         |
| 88t, Jakeem Grant, vs. L.A. Rams, 11/1/20                | 50+ YARD PUNT RETURN                       | 96t, Deonte Harty, vs. Buffalo, 1/7/24         |
| Andrew Van Ginkel, at Chicago, 11/6/22                   | BLOCKED PUNT RECOVERED FOR A TD            | Chris Burkett, vs. N.Y. Jets, 9/29/91          |
| Jaelan Phillips, at Chicago, 11/6/22                     | BLOCKED PUNT                               | Albert McClellan, vs. New England, 12/9/18     |
| Walt Aikens return of blocked PAT, vs. Arizona, 12/11/16 | DEFENSIVE 2-POINT CONVERSION ON PAT        | Has never happened                             |
| Jordan Phillips, vs. Arizona, 12/11/16                   | BLOCKED PAT                                | Donald Penn, vs. Tampa Bay, 11/15/09           |
| Jason Sanders, at L.A. Chargers, 9/10/23                 | MISSED (NOT BLOCKED) PAT                   | Greg Zuerlein, at N.Y. Jets, 11/24/23          |
| Emmanuel Ogbah, vs. Buffalo, 9/25/22                     | BLOCKED FIELD GOAL                         | Denico Autry vs. Tennessee, 12/11/23           |
| 47t, Curtis Johnson, vs. Green Bay, 12/19/71             | BLOCKED FIELD GOAL RETURNED FOR TD         | 62t, Kyle Arrington, vs. New England, 12/14/14 |
| 8, Jason Sanders, at N.Y. Jets, 12/8/19                  | 6+ FIELD GOALS ATTEMPTED                   | 6, Harrison Butker, at Kansas City, 12/24/17   |
| 5, Jason Sanders, vs. Dallas, 12/24/23                   | 5+ FIELD GOALS ATTEMPTED                   | 6, Harrison Butker, at Kansas City, 12/24/17   |
| 5, Jason Sanders, vs. Dallas, 12/24/23                   | 4+ FIELD GOALS ATTEMPTED                   | 4, Graham Gano, vs. N.Y. Giants, 10/8/23       |
| 5, Jason Sanders, vs. Dallas, 12/24/23                   | 3+ FIELD GOALS ATTEMPTED                   | 4, Graham Gano, vs. N.Y. Giants, 10/8/23       |
| 7, Jason Sanders, at N.Y. Jets, 12/8/19                  | 6+ FIELD GOALS MADE                        | Has never happened                             |
| 5, Jason Sanders, vs. Dallas, 12/24/23                   | 5+ FIELD GOALS MADE                        | 5, Harrison Butker, at Kansas City, 12/24/17   |
| 5, Jason Sanders, vs. Dallas, 12/24/23                   | 4+ FIELD GOALS MADE                        | 4, Mason Crosby, vs. Green Bay, 12/25/22       |
| 5, Jason Sanders, vs. Dallas, 12/24/23                   | 3+ FIELD GOALS MADE                        | 3, Graham Gano, vs. N.Y. Giants, 10/8/23       |
| vs. Buffalo, 11/17/19                                    | SUCCESSFUL ONSIDE KICK                     | vs. Cincinnati, 12/22/19                       |
| at New England, 1/1/23                                   | FAILED ONSIDE KICK ATTEMPT                 | at N.Y. Jets, 11/24/23                         |





## THE LAST TIME IT HAPPENED (POSTSEASON)

### THE LAST TIME IN THE PLAYOFFS (TEAM)

| BY DOLPHINS                            |                                | BY OPPONENT   |
|--|--------------------------------|---|
| 23-17, vs. Indianapolis, 12/30/00      | WON IN OVERTIME                | 38-41, vs. San Diego, 1/2/82                          |
| 31-0, vs. San Diego, 1/10/93           | SHUTOUT AN OPPONENT            | 0-27, at Oakland, 1/6/01                              |
| 31-0, vs. San Diego, 1/10/93           | WON BY 20+ POINTS              | 0-27, at Oakland, 1/6/01                              |
| 22 (4th quarter), at Buffalo, 12/30/95 | SCORED 20+ POINTS IN A QUARTER | 21 (2nd quarter), vs. San Francisco (SB XIX), 1/20/85 |
| 21 (1st half), at San Diego, 1/8/95    | SCORED 20+ POINTS IN A HALF    | 20 (1st half), at Buffalo, 1/15/23                    |
| 31-0, vs. San Diego, 1/10/95           | HELD OPPONENT WITHOUT A TD     | 3-20, vs. Baltimore, 1/13/02                          |
| vs. Houston, 12/24/78                  | SCORED SAFETY                  | at San Diego, 1/8/95                                  |

### THE LAST TIME IN THE PLAYOFFS (OFFENSE)

| BY DOLPHINS                                  |  | BY OPPONENT                                  |
|--|--|--|
| Has never happened                           | 600+ NET YARDS OF OFFENSE                        | Has never happened                           |
| 502, at Buffalo, 12/30/95                    | 500+ NET YARDS OF OFFENSE                        | 520, at Jacksonville, 1/15/00                |
| 434, vs. Indianapolis, 12/30/00              | 400+ NET YARDS OF OFFENSE                        | 409, at Kansas City, 1/13/24                 |
| Has never happened                           | 300+ NET RUSHING YARDS                           | 341, at Buffalo, 12/30/95                    |
| 258, vs. Indianapolis, 12/30/00              | 200+ NET RUSHING YARDS                           | 226, vs. Baltimore, 1/13/02                  |
| 209, Lamar Smith, vs. Indianapolis, 12/30/00 | 200-YARD RUSHING GAME                            | Has never happened                           |
| 209, Lamar Smith, vs. Indianapolis, 12/30/00 | 100-YARD RUSHING GAME                            | 167, Le'Veon Bell, at Pittsburgh, 1/8/17     |
| Has never happened                           | TWO 100-YARD RUSHERS                             | Has never happened                           |
| 2, Lamar Smith, vs. Indianapolis, 12/30/00   | 2+ RUSHING TOUCHDOWNS                            | 2, Le'Veon Bell, at Pittsburgh, 1/8/17       |
| 432, at Buffalo, 12/30/95                    | 400+ NET PASSING YARDS (TEAM)                    | 415, vs. San Diego, 1/2/82                   |
| 432, at Buffalo, 12/30/95                    | 300+ NET PASSING YARDS (TEAM)                    | 316, at Buffalo, 1/15/23                     |
| 64, Dan Marino, at Buffalo, 12/30/95         | 50+ PASS ATTEMPTS                                | 53, Dan Fouts, vs. San Diego, 1/2/82         |
| 45, Skylar Thompson, at Buffalo, 1/15/23     | 40+ PASS ATTEMPTS                                | 41, Patrick Mahomes, at Kansas City, 1/13/24 |
| 33, Dan Marino, at Buffalo, 12/30/95         | 30+ COMPLETIONS                                  | 33, Dan Fouts, vs. San Diego, 1/2/82         |
| 29, Matt Moore, at Pittsburgh, 1/8/17        | 25+ COMPLETIONS                                  | 28, Stan Humphries, at San Diego, 1/8/95     |
| at Buffalo, 12/30/95                         | NO SACKS ALLOWED                                 | at Kansas City, 1/13/24                      |
| Has never happened                           | PERFECT PASSER RATING (158.3) (MIN. 20 ATTEMPTS) | Has never happened                           |
| 422, Dan Marino, at Buffalo, 12/30/95        | 300+ YARD PASSER                                 | 352, Josh Allen, at Buffalo, 1/15/23         |
| 4, Dan Marino, vs. Pittsburgh, 1/6/85        | 4+ TD PASSES                                     | 4, Ken Stabler, at Oakland, 12/21/74         |
| 3, Dan Marino, at San Diego, 1/8/95          | 3+ TD PASSES                                     | 3, Josh Allen, at Buffalo, 1/15/23           |
| Has never happened                           | 15+ RECEPTIONS                                   | Has never happened                           |
| 11, Jarvis Landry, at Pittsburgh, 1/8/17     | 10+ RECEPTIONS                                   | 13, Kellen Winslow, vs. San Diego, 1/2/82    |
| Has never happened                           | 200-YARD RECEIVER                                | 240, Eric Moulds, vs. Buffalo, 1/2/99        |



## THE LAST TIME IT HAPPENED (POSTSEASON)

### THE LAST TIME IN THE PLAYOFFS (OFFENSE)

| BY DOLPHINS  |                                     | BY OPPONENT  |
|--|-------------------------------------|--|
| 154, O.J. McDuffie, at Buffalo, 12/30/95                       | 150-YARD RECEIVER                   | 240, Eric Moulds, vs. Buffalo, 1/2/99                        |
| 102, Jarvis Landry, at Pittsburgh, 1/8/17                      | 100-YARD RECEIVER                   | 130, Rashee Rice, at Kansas City, 1/23/24                    |
| Mark Duper (148) and Tony Nathan (114), vs. Pittsburgh, 1/6/85 | TWO 100-YARD RECEIVERS IN SAME GAME | Stefon Diggs (114) and Gabe Davis (113), at Buffalo, 1/15/23 |
| 111 (2nd half), O.J. McDuffie, at Buffalo, 12/30/95            | 100-YARDS RECEIVING IN A HALF       | 114 (1st half), Stefon Diggs, at Buffalo, 1/15/23            |
| Has never happened   | 3+ TD RECEPTIONS                    | Has never happened   |
| 2, Keith Jackson, at San Diego, 1/8/85                         | 2+ TD RECEPTIONS                    | 2, Antonio Brown, at Pittsburgh, 1/8/17                      |
| at Seattle, 1/9/00   | NO TURNOVERS                        | vs. Indianapolis, 12/30/00                                   |
| Skylar Thompson to Tyreek Hill, at Buffalo, 1/15/23            | SUCCESSFUL 2-POINT CONVERSION       | Peyton Manning to Ken Dilger, vs. Indianapolis, 12/30/00     |

### THE LAST TIME IN THE PLAYOFFS (DEFENSE)

| BY DOLPHINS                             |  | BY OPPONENT                           |
|---|--|---------------------------------------|
| Has never happened                      | HELD OPPONENT UNDER 100 YARDS OF TOTAL OFFENSE | Has never happened                    |
| 139, vs. N.Y. Jets, 1/23/83             | HELD OPPONENT UNDER 150 YARDS OF TOTAL OFFENSE | 133, at Jacksonville, 1/15/00         |
| 171, at Seattle, 1/9/00                 | HELD OPPONENT UNDER 200 YARDS OF TOTAL OFFENSE | 151, vs. Baltimore, 1/13/02           |
| 286, vs. Baltimore, 1/4/09              | HELD OPPONENT UNDER 300 YARDS OF TOTAL OFFENSE | 264, at Kansas City, 1/13/24          |
| Has never happened                      | HELD OPPONENT UNDER 30 YARDS RUSHING           | 23, at Jacksonville, 1/15/00          |
| 41, at Seattle, 1/9/00                  | HELD OPPONENT UNDER 50 YARDS RUSHING           | 42, at Buffalo, 1/15/23               |
| 41, at Seattle, 1/9/00                  | HELD OPPONENT UNDER 75 YARDS RUSHING           | 42, at Buffalo, 1/15/23               |
| 99, vs. Indianapolis, 12/30/00          | HELD OPPONENT UNDER 100 YARDS RUSHING          | 76, at Kansas City, 1/13/24           |
| 71, vs. New England, 1/12/86            | HELD OPPONENT UNDER 100 YARDS NET PASSING      | 80, vs. Washington (SB XVII), 1/30/83 |
| 135, vs. Baltimore, 1/4/09              | HELD OPPONENT UNDER 150 YARDS NET PASSING      | 105, vs. Baltimore, 1/13/02           |
| 35t, A.J. Duhe, vs. N.Y. Jets, 1/23/83  | INTERCEPTION RETURN FOR A TD                   | 64t, Ed Reed, vs. Baltimore, 1/4/09   |
| 3, A.J. Duhe, vs. N.Y. Jets, 1/23/83    | 3+ INTERCEPTIONS                               | Has never happened                    |
| 2, Troy Vincent, vs. San Diego, 1/10/93 | 2+ INTERCEPTIONS                               | 2, Ed Reed, vs. Baltimore, 1/4/09     |
| 7, at Buffalo, 1/15/23                  | 7+ SACKS BY TEAM                               | Has never happened                    |
| 7, at Buffalo, 1/15/23                  | 6+ SACKS BY TEAM                               | Has never happened                    |
| 7, at Buffalo, 1/15/23                  | 5+ SACKS BY TEAM                               | 5, at Pittsburgh, 1/8/17              |
| Has never happened                      | 4+ SACKS                                       | Has never happened                    |
| 3, Trace Armstrong, at Seattle, 1/9/00  | 3+ SACKS                                       | Has never happened                    |



## THE LAST TIME IT HAPPENED (POSTSEASON)

### THE LAST TIME IN THE PLAYOFFS (DEFENSE)

| BY DOLPHINS                           |                                | BY OPPONENT                                  |
|---------------------------------------|--------------------------------|--|
| 2.0, Zach Sieler, at Buffalo, 1/15/23 | 2+ SACKS                       | 2.0, Matt Milano, at Buffalo, 1/15/23        |
| 5t, Zach Sieler, at Buffalo, 1/15/23  | FUMBLE RECOVERED FOR TOUCHDOWN | 16t, Tony Brackens, at Jacksonville, 1/15/00 |

### THE LAST TIME IN THE PLAYOFFS (SPECIAL TEAMS)

| BY DOLPHINS   |                                    | BY OPPONENT                                 |
|---|------------------------------------|---|
| 98t, Fulton Walker, vs. Washington (SB XVII), 1/30/83 | KICKOFF RETURN FOR A TD            | 85t, Charlie Rogers, at Seattle, 1/9/00     |
| Has never happened                                    | PUNT RETURN FOR A TD               | 56t, Wes Chandler, vs. San Diego, 1/2/82    |
| Charlie Babb, vs. Cleveland, 12/24/72                 | BLOCKED PUNT RECOVERED FOR A TD    | Has never happened                          |
| Don McNeal, vs. N.Y. Jets, 1/23/83                    | BLOCKED PUNT                       | Corey Chamblin, at Jacksonville, 1/15/00    |
| Dan Carpenter, vs. Baltimore, 1/4/09                  | MISSED PAT                         | Chris Boswell, at Pittsburgh, 1/8/17        |
| William Judson, vs. Seattle, 12/31/83                 | BLOCKED FIELD GOAL                 | Leroy Jones, vs. San Diego, 1/2/82          |
| Has never happened                                    | BLOCKED FIELD GOAL RETURNED FOR TD | Has never happened                          |
| Has never happened                                    | 6+ FIELD GOALS MADE                | Has never happened                          |
| Has never happened                                    | 5+ FIELD GOALS MADE                | 5, Steve Christie, vs. Buffalo, 1/17/93     |
| Has never happened                                    | 4+ FIELD GOALS MADE                | 4, Harrison Butker, at Kansas City, 1/13/24 |
| 3, Jason Sanders, at Buffalo, 1/15/23                 | 3+ FIELD GOALS MADE                | 4, Harrison Butker, at Kansas City, 1/13/24 |





**GAME SUMMARIES**



2023 GAME RECAPS

WEEK 1

SEPT. 10, 2023 | INGLEWOOD, CALIF.  
SOFI STADIUM  
ATTENDANCE: 70,240 | TV: CBS

|          |                  |
|----------|------------------|
| MIAMI 36 | L.A. CHARGERS 34 |
|----------|------------------|

| SCORING SUMMARY |   |    |   |    |    |
|-----------------|---|----|---|----|----|
|                 | 1 | 2  | 3 | 4  | F  |
| Miami           | 7 | 13 | 7 | 9  | 36 |
| L.A. Chargers   | 7 | 10 | 7 | 10 | 34 |

There was 1:45 remaining on the clock after quarterback Tua Tagovailoa gave the Dolphins a 36-34 lead with his third touchdown pass and 466th passing yard of the day. The Miami defense needed to come up with a stop. And when it mattered most, they got it done.

First came pressure up the middle from veteran cornerback Justin Bethel, which forced an intentional grounding penalty on Chargers quarterback Justin Herbert. Defensive tackle Zach Sieler then sacked Herbert for an eight-yard loss. On fourth-and-12, linebacker and Southern California native Jaelan Phillips combined with Bethel to take down Herbert once again and seal the Week 1 victory for Miami Sunday afternoon at SoFi Stadium.

Tagovailoa's 466 passing yards was the second-best mark of his career and fourth-best in a season-opening game in NFL history. Two of his three touchdowns went to wide receiver Tyreek Hill, who finished with 215 receiving yards, the third-most ever in a season-opener.

The Chargers began the second half with an 11-play, 75-yard drive to take a 24-20 lead and then forced a second Dolphins turnover on a deep pass intended for Berrios.

But the Dolphins defense stepped up, specifically second-year cornerback Kader Kohou. Kohou wrapped up wide receiver Mike Williams on a screen pass that yielded just one yard. He then stopped wide receiver Keenan Allen a yard short of the first down marker to set up third-and-1. Kohou ended the drive flying off the edge on a blitz, sacking Herbert at the one-yard line and giving the Dolphins offense great starting field position after the ensuing punt.

On the very next play, Tagovailoa found Hill in stride for a 35-yard touchdown pass to take a 27-24 lead with 2:18 to play in the third quarter.

In a game that featured nine lead changes, Tagovailoa eventually found himself down 34-30 late in the fourth quarter with the ball and a chance to take the lead for good.

Facing third-and-10 from the Miami 25-yard line, he stepped up in the pocket, escaped the pressure and launched a deep pass down the sideline to a streaking Hill for 47 yards. Tagovailoa forced another third down and found Hill again on a perfect throw to the corner of the endzone, this time for a four-yard touchdown.

Miami's defense did the rest and the Dolphins escaped with a thrilling 36-34 victory.

| SCORING DRIVES |     |       |  |               |     |     |
|----------------|-----|-------|--|---------------|-----|-----|
| TEAM           | QTR | TIME  | PLAY (EXTRA POINT)                                       | (DRIVE INFO)  | MIA | LAC |
| Chargers       | 1   | 4:39  | A.Ekeler 1 yd. run (C.Dicker kick)                       | (14-94, 7:23) | 0   | 7   |
| Dolphins       | 1   | 1:15  | R.Mostert 2 yd. run (J.Sanders kick)                     | (9-75, 3:24)  | 7   | 7   |
| Dolphins       | 2   | 11:43 | J.Sanders 23 yd. Field Goal                              | (8-72, 3:03)  | 10  | 7   |
| Chargers       | 2   | 9:07  | D.Parham 1 yd. pass from J.Herbert (C.Dicker kick)       | (6-75, 2:36)  | 10  | 14  |
| Dolphins       | 2   | 1:42  | R.Cracraft 1 yd. pass from T.Tagovailoa (J.Sanders kick) | (12-80, 4:52) | 17  | 14  |
| Chargers       | 2   | 0:09  | C.Dicker 50 yd. Field Goal                               | (10-43, 1:33) | 17  | 17  |
| Dolphins       | 2   | 0:00  | J.Sanders 41 yd. Field Goal                              | (2-52, 0:09)  | 20  | 17  |
| Chargers       | 3   | 9:19  | J.Herbert 1 yd. run (C.Dicker kick)                      | (11-75, 5:41) | 20  | 24  |
| Dolphins       | 3   | 2:12  | T.Hill 35 yd. pass from T.Tagovailoa (J.Sanders kick)    | (1-35, 0:06)  | 27  | 24  |
| Chargers       | 4   | 14:00 | J.Kelley 2 yd. run (C.Dicker kick)                       | (10-75, 3:12) | 27  | 31  |
| Dolphins       | 4   | 10:03 | J.Sanders 45 yd. Field Goal                              | (9-48, 3:57)  | 30  | 31  |
| Chargers       | 4   | 3:53  | C.Dicker 25 yd. Field Goal                               | (13-68, 6:10) | 30  | 34  |
| Dolphins       | 4   | 1:45  | T.Hill 4 yd. pass from T.Tagovailoa (kick failed, wr)    | (8-75, 2:08)  | 36  | 34  |

GAME STATISTICS

RUSHING (Att-Yds-TD):

Miami: R. Mostert 10-37-1, E. Ezukanma 2-17, S. Ahmed 3-11, T. Tagovailoa 5-5.  
L.A. Chargers: A. Ekeler 16-117-1, J. Kelley 16-91-1, J. Herbert 5-17-1, K. Allen 2-6, G. Everett 1-2.

PASSING (A-C-Y-TD-INT):

Miami: T. Tagovailoa 45-28-466-3-1.  
L.A. Chargers: J. Herbert 33-23-229-1-0.

RECEIVING (Rec-Yds-TD):

Miami: T. Hill 11-215-2, J. Waddle 4-78, D. Smythe 3-44, B. Berrios 3-42, R. Cracraft 3-40-1, A. Ingold 2-34, R. Mostert 2-13.  
L.A. Chargers: K. Allen 6-76, A. Ekeler 4-47, M. Williams 4-45, D. Parham 3-22-1, G. Everett 2-21, Q. Johnston 2-9, D. Davis 1-5, J. Palmer 1-4.

SACKS (Sk-Yds):

Miami: K. Kohou 1-0-12, Z. Sieler 1-0-8, J. Bethel 0.5-4.5, J. Phillips 0.5-4.5.  
L.A. Chargers: None.

INTERCEPTIONS (Int-Yds-TD):

Miami: None.  
L.A. Chargers: J. Jackson 1-9.

FORCED FUMBLES:

Miami: None.  
L.A. Chargers: None.

FUMBLE RECOVERIES (No-Yds-TD):

Miami: None.  
L.A. Chargers: N. Williams 1-0.

| TEAM STATS                      | MIA       | LAC        |
|---------------------------------|-----------|------------|
| TOTAL FIRST DOWNS               | 30        | 30         |
| By Rushing                      | 5         | 17         |
| By Passing                      | 23        | 10         |
| By Penalty                      | 2         | 3          |
| THIRD DOWN EFFICIENCY           | 4-9-44.4% | 9-15-60.0% |
| FOURTH DOWN EFFICIENCY          | 1-1-100%  | 0-1-0.0%   |
| TOTAL NET YARDS                 | 536       | 433        |
| Total Offensive Plays           | 65        | 76         |
| Average gain per offensive play | 8.2       | 5.7        |
| NET YARDS RUSHING               | 70        | 233        |
| Total Rushing Plays             | 20        | 40         |
| Average gain per rushing play   | 3.5       | 5.8        |
| NET YARDS PASSING               | 466       | 200        |
| Sacks-Yards                     | 0-0       | 3-29       |
| Gross yards passing             | 466       | 229        |
| ATTEMPTS-COMPLETIONS-INTS       | 45-28-1   | 33-23-0    |
| Avg. gain per pass play         | 10.4      | 5.6        |
| PUNTS NUMBER AND AVG.           | 1-38-0    | 3-48-3     |
| Net Punting Average             | 35.0      | 41.7       |
| TOTAL RETURN YARDAGE            | 0         | 12         |
| No. and Yards Punt Returns      | 0-0       | 1-3        |
| No. and Yards Kickoff Returns   | 0-0       | 0-0        |
| No. and Yards Int. Returns      | 0-0       | 1-9        |
| PENALTIES Number and Yards      | 6-38      | 6-70       |
| FUMBLES Number and Lost         | 2-1       | 0-0        |
| RED ZONE EFFICIENCY             | 3-5-60%   | 4-5-80%    |
| GOAL TO GO EFFICIENCY           | 3-5-60%   | 4-4-100%   |
| TIME OF POSSESSION              | 27:19     | 32:41      |





## 2023 GAME RECAPS

WEEK 2

SEPT. 17, 2023 | FOXBOROUGH, MASS.  
GILLETTE STADIUM  
ATTENDANCE: 64,628 | TV: NBC

MIAMI 24

NEW ENGLAND 17

### SCORING SUMMARY

|             | 1 | 2  | 3 | 4  | F  |
|-------------|---|----|---|----|----|
| Miami       | 3 | 14 | 0 | 7  | 24 |
| New England | 0 | 3  | 0 | 14 | 17 |

For the second week in a row, the Miami Dolphins defense came up with a game-winning fourth down stop to seal a victory, this time by the score of 24-17 over New England on Sunday Night Football.

On fourth-and-4 from the Miami 33-yard line, cornerback Justin Bethel held former Dolphins tight end Mike Gesicki short of the line to gain. But before he hit the ground, Gesicki threw a lateral to offensive lineman Cole Strange. Strange was met immediately by safety Jevon Holland and linebacker Andrew Van Ginkel, who stopped him just short of the first-down marker to force a turnover on downs.

The Dolphins defense came through with drive-ending plays from the game's opening possession. First, linebacker David Long Jr. flew into the backfield and sacked quarterback Mac Jones for a nine-yard loss to set up third-and-21 and an eventual punt. Then outside linebacker Bradley Chubb ran down Patriots wide receiver Demario Douglas, knocked the ball loose, and safety DeShon Elliott recovered.

Those two plays led to points for the Dolphins offense. Miami's first drive spanned 81 yards on 13 plays over seven-plus minutes of game time and ended with a 23-yard field goal from Jason Sanders.

After Elliott's fumble recovery, running back Raheem Mostert found the end zone from eight yards out to give the Dolphins a 10-0 lead with 9:43 left to play in the first half.

Later in the second quarter, Elliott again came up with a big play, this time a pass-deflection on third-and-9 to end the Patriots drive and force a 49-yard field goal from kicker Chad Ryland.

Tagovailoa and the Dolphins offense returned to the field with 1:49 remaining in the half and a 10-3 lead. They came off the field 98 seconds later with a two-touchdown advantage.

A 22-yard completion to wide receiver River Cracraft put the ball in Patriots territory. Three plays later, Tagovailoa dropped in a perfect pass to wide receiver Braxton Berrios to set up first-and-goal from the New England 20-yard line. A quick pass to Tyreek Hill stretched Miami's lead to 17-3 just before halftime. Tagovailoa ended the drive 7-for-7 for 69 yards and the half 15-for-20 for 181 yards.

As was the story in the first half, turnovers and negative plays fueled the Dolphins defense in the second. With the Patriots driving deep into Dolphins territory, cornerback Xavier Howard pulled in a toe-tap interception on a pass intended for former Dolphins wide receiver DeVante Parker.

Jones took advantage, scampering for an 18-yard run on third-and-15, and eventually finding tight end Hunter Henry for a six-yard score to make it 17-10 Miami. Later on, Mostert, who rushed for 121 yards, ran up the middle untouched for a 43-yard touchdown to extend Miami's lead to 14, 24-10. Stevenson scored on a two-yard run with 5:29 left to play but the Dolphins defense held on in the final minutes of the game to complete the team's second consecutive 2-0 start.

### SCORING DRIVES

| TEAM     | QTR | TIME  | PLAY (EXTRA POINT) (DRIVE INFO)                                   | MIA | NE |
|----------|-----|-------|---|-----|----|
| Dolphins | 1   | 3:00  | J.Sanders 23 yd. Field Goal (13-81, 7:13)                         | 3   | 0  |
| Dolphins | 2   | 9:39  | R.Mostert 8 yd. run (J.Sanders kick) (11-73, 5:21)                | 10  | 0  |
| Patriots | 2   | 1:49  | C.Ryland 49 yd. Field Goal (10-35, 3:55)                          | 10  | 3  |
| Dolphins | 2   | 0:11  | T.Hill 2 yd. pass from T.Tagovailoa (J.Sanders kick) (8-75, 1:38) | 17  | 3  |
| Patriots | 4   | 11:21 | H.Henry 6 yd. pass from M.Jones (C.Ryland kick) (8-58, 3:26)      | 17  | 10 |
| Dolphins | 4   | 8:45  | R.Mostert 43 yd. run (J.Sanders kick) (1-43, 0:06)                | 24  | 10 |
| Patriots | 4   | 5:25  | R.Stevenson 2 yd. run (C.Ryland kick) (9-75, 3:20)                | 24  | 17 |

### GAME STATISTICS

#### RUSHING (Att-Yds-TD):

Miami: R. Mostert 18-121-2, S. Ahmed 3-13, E. Ezukanma 3-5,  
D. Achane 1-5, T. Tagovailoa 4-3, J. Waddle 1-(-2).  
New England: R. Stevenson 15-50-1, M. Jones 5-25,  
E. Elliott 5-13.

#### PASSING (A-C-Y-TD-Int):

Miami: T. Tagovailoa 30-21-249-1-1.  
New England: M. Jones 42-31-231-1-1.

#### RECEIVING (Rec-Yds-TD):

Miami: T. Hill 5-40-1, J. Waddle 4-86, S. Ahmed 3-28,  
D. Smythe 3-23, R. Cracraft 2-34, B. Berrios 2-28,  
R. Mostert 1-6, D. Achane 1-4.  
New England: D. Parker 6-57, H. Henry 6-52-1, M. Gesicki 5-33,  
J. Smith-Schuster 5-28, K. Bourne 4-29, R. Stevenson 3-10,  
D. Douglas 2-19, C. Strange 0-3.

#### SACKS (Sk-Yds):

Miami: A. Van Ginkel 1.0-10, D. Long Jr. 1.0-9, B. Chubb 1.0-8,  
C. Wilkins 1.0-4.  
New England: M. Judon 1.0-5.

#### INTERCEPTIONS (Int-Yds-TD):

Miami: X. Howard 1-0.  
New England: C. Gonzalez 1-0.

#### FORCED FUMBLES:

Miami: B. Chubb 1.  
New England: None.

#### FUMBLE RECOVERIES (No-Yds-TD):

Miami: D. Elliott 1-0.  
New England: None.

| TEAM STATS                      | MIA        | NE         |
|---------------------------------|------------|------------|
| TOTAL FIRST DOWNS               | 22         | 23         |
| By Rushing                      | 6          | 10         |
| By Passing                      | 15         | 10         |
| By Penalty                      | 1          | 3          |
| THIRD DOWN EFFICIENCY           | 4-10-40.0% | 7-15-46.7% |
| FOURTH DOWN EFFICIENCY          | 0-0-0.0%   | 1-2-50.0%  |
| TOTAL NET YARDS                 | 389        | 288        |
| Total Offensive Plays           | 61         | 71         |
| Average gain per offensive play | 6.4        | 4.1        |
| NET YARDS RUSHING               | 145        | 88         |
| Total Rushing Plays             | 30         | 25         |
| Average gain per rushing play   | 4.8        | 3.5        |
| NET YARDS PASSING               | 244        | 200        |
| Sacks-Yards                     | 1-5        | 4-31       |
| Gross yards passing             | 249        | 231        |
| ATTEMPTS-COMPLETIONS-INTS       | 30-21-1    | 42-31-1    |
| Avg. gain per pass play         | 7.9        | 4.3        |
| PUNTS NUMBER AND AVG.           | 3-48.0     | 4-48.0     |
| Net Punting Average             | 44.0       | 41.3       |
| TOTAL RETURN YARDAGE            | 27         | 12         |
| No. and Yards Punt Returns      | 2-27       | 2-12       |
| No. and Yards Kickoff Returns   | 0-0        | 0-0        |
| No. and Yards Int. Returns      | 1-0        | 1-0        |
| PENALTIES Number and Yards      | 6-46       | 5-45       |
| FUMBLES Number and Lost         | 2-0        | 1-1        |
| RED ZONE EFFICIENCY             | 2-3-67%    | 2-2-100%   |
| GOAL TO GO EFFICIENCY           | 1-2-50%    | 1-1-100%   |
| TIME OF POSSESSION              | 30:19      | 29:41      |



2023 GAME RECAPS

WEEK 3

SEPT. 24, 2023 | MIAMI GARDENS, FLA.  
HARD ROCK STADIUM  
ATTENDANCE: 65,522 | TV: CBS

| DENVER 20 | MIAMI 70 |
|-----------|----------|
|-----------|----------|

| SCORING SUMMARY |    |    |    |    |    |
|-----------------|----|----|----|----|----|
|                 | 1  | 2  | 3  | 4  | F  |
| Denver          | 7  | 6  | 0  | 7  | 20 |
| Miami           | 14 | 21 | 14 | 21 | 70 |

The Miami Dolphins turned in one of the greatest offensive performances in NFL history, scoring 10 touchdowns in a dominant 70-20 win over the Denver Broncos.

Miami became the first NFL team to score 70 points since Washington scored 72 in 1966. The Dolphins' 726 yards of total offense was the most in franchise history and nine yards shy of the NFL's all-time record set by the Los Angeles Rams in 1951. The team's 350 rushing yards also set a single-game franchise record.

Running backs De'Von Achane (4, 236) and Raheem Mostert (4, 142) combined for eight touchdowns and 378 yards of total offense.

Quarterback Tua Tagovailoa finished with an efficient 309 yards and four touchdowns on 23-for-26 passing in just over three quarters of work. He posted the highest passer rating of his career at 155.8.

The raucous home crowd of 65,522 only had to wait 83 seconds for the fireworks to start.

On the third play from scrimmage, Tagovailoa found wide receiver Tyreek Hill wide open in the middle of the field. Hill beat a Broncos defender to the near-corner pylon and gave Miami its first score of the game.

The Dolphins defense forced a quick three-and-out and back to the field came Tagovailoa. Nine plays later, Achane took his fourth career carry, eight yards into the end zone for his first NFL touchdown.

Tagovailoa finished the first half 16-of-16 for 206 yards, two touchdowns and a perfect 158.3 passer rating.

Mostert added two touchdowns in the third quarter and Achane, who broke the club's rookie rushing record and became the fifth different Dolphins player to rush for 200+ yards in a game, scored twice in the fourth quarter.

Hill led all receivers with nine receptions for 157 yards and a touchdown and has now scored in all three of Miami's games this season.

The offensive line allowed zero sacks for the second time this season.

The defense also turned in a quality performance, allowing just one offensive touchdown and forcing three turnovers, two of which gave the Dolphins starting field position inside the Broncos 10-yard line.

All three turnovers led to touchdowns on the following drive. Miami broke or tied at least 14 franchise records in the win.

| SCORING DRIVES |     |       |   |     |     |
|----------------|-----|-------|---|-----|-----|
| TEAM           | QTR | TIME  | PLAY (EXTRA POINT) (DRIVE INFO)                                       | DEN | MIA |
| Dolphins       | 1   | 13:37 | T.Hill 54 yd. pass from T.Tagovailoa (J.Sanders kick) (3-75, 1:23)    | 0   | 7   |
| Dolphins       | 1   | 6:31  | D.Achane 8 yd. run (J.Sanders kick) (9-81, 5:33)                      | 0   | 14  |
| Broncos        | 1   | 1:12  | C.Sutton 12 yd. pass from R.Wilson (W.Lutz kick) (10-75, 5:19)        | 7   | 14  |
| Dolphins       | 2   | 10:16 | D.Achane 4 yd. pass from T.Tagovailoa (J.Sanders kick) (11-75, 5:56)  | 7   | 21  |
| Broncos        | 2   | 6:36  | W.Lutz 31 yd. Field Goal (8-62, 3:40)                                 | 10  | 21  |
| Dolphins       | 2   | 1:49  | R.Mostert 20 yd. run (J.Sanders kick) (6-86, 1:20)                    | 10  | 28  |
| Dolphins       | 2   | 1:29  | R.Mostert 3 yd. run (J.Sanders kick) (1-3, 0:04)                      | 10  | 35  |
| Broncos        | 2   | 0:03  | W.Lutz 25 yd. Field Goal (9-68, 1:26)                                 | 13  | 35  |
| Dolphins       | 3   | 7:48  | R.Mostert 1 yd. run (J.Sanders kick) (11-90, 4:29)                    | 13  | 42  |
| Dolphins       | 3   | 0:29  | R.Mostert 19 yd. pass from T.Tagovailoa (J.Sanders kick) (9-77, 4:44) | 13  | 49  |
| Dolphins       | 4   | 14:55 | D.Achane 10 yd. pass from T.Tagovailoa (J.Sanders kick) (2-8, 0:20)   | 13  | 56  |
| Dolphins       | 4   | 9:05  | R.Chosen 68 yd. pass from M.White (J.Sanders kick) (3-68, 1:23)       | 13  | 63  |
| Broncos        | 4   | 8:50  | M.Mims 99 yd. kickoff return (W.Lutz kick) (0-0, 0:15)                | 20  | 63  |
| Dolphins       | 4   | 8:01  | D.Achane 67 yd. run (J.Sanders kick) (2-75, 0:49)                     | 20  | 70  |

GAME STATISTICS

|   |  |
|---|--|
| <b>RUSHING (Att-Yds-TD):</b>  |  |
| Denver: J. Williams 11-42, J. McLaughlin 5-15, S. Perine 3-9, M. Mims 1-3.  |  |
| Miami: D. Achane 18-203-2, R. Mostert 13-82-3, C. Brooks 9-66, A. Ingold 2-0, M. White 1-(-1)                                     |  |
| <b>PASSING (A-C-Y-TD-INT):</b>  |  |
| Denver: R. Wilson 38-23-306-1-1.  |  |
| Miami: T. Tagovailoa 26-23-309-4-0, M. White 2-2-67-1-0.  |  |
| <b>RECEIVING (Rec-Yds-TD):</b>  |  |
| Denver: C. Sutton 8-91-1, J. Jeudy 5-81, M. Mims 3-73, J. Williams 2-23, S. Perine 2-15, B. Johnson 2-12, N. Adkins 1-11.         |  |
| Miami: T. Hill 9-157-1, R. Mostert 7-60-1, D. Achane 4-30-2, B. Berrios 2-33, R. Chosen 1-68-1, D. Smythe 1-15, R. Cracraft 1-13. |  |
| <b>SACKS (Sk-Yds):</b>  |  |
| Denver: None.   |  |
| Miami: E. Ogbah 1.0-12.   |  |
| <b>INTERCEPTIONS (Int-Yds-TD):</b>  |  |
| Denver: None.   |  |
| Miami: E. Ogbah 1-5.  |  |
| <b>FORCED FUMBLES:</b>  |  |
| Denver: None.   |  |
| Miami: J. Holland 3.  |  |
| <b>FUMBLE RECOVERIES (No-Yds-TD):</b>   |  |
| Denver: None.   |  |
| Miami: A. Van Ginkel 1-29, K. Kohou 1-0.  |  |

| TEAM STATS                        | DEN        | MIA       |
|-----------------------------------|------------|-----------|
| <b>TOTAL FIRST DOWNS</b>          | 16         | 30        |
| Average gain per offensive play   | 6.2        | 10.2      |
| By Rushing                        | 2          | 12        |
| By Passing                        | 13         | 16        |
| By Penalty                        | 1          | 2         |
| <b>THIRD DOWN EFFICIENCY</b>      | 3-12-25.0% | 5-9-55.6% |
| <b>FOURTH DOWN EFFICIENCY</b>     | 0-1-0.0%   | 1-3-33.3% |
| <b>TOTAL NET YARDS</b>            | 363        | 726       |
| Total Offensive Plays             | 59         | 71        |
| Average gain per offensive play   | 6.2        | 10.2      |
| <b>NET YARDS RUSHING</b>          | 69         | 350       |
| Total Rushing Plays               | 20         | 43        |
| Average gain per rushing play     | 3.5        | 8.1       |
| <b>NET YARDS PASSING</b>          | 294        | 376       |
| Sacked-Yards                      | 1-12       | 0-0       |
| Gross yards passing               | 306        | 376       |
| <b>ATTEMPTS-COMPLETIONS-INTS</b>  | 38-23-1    | 28-25-0   |
| Avg. gain per pass play           | 7.5        | 13.4      |
| <b>PUNTS NUMBER AND AVG.</b>      | 5-46.8     | 1-48.0    |
| Net Punting Average               | 40.8       | 48.0      |
| <b>TOTAL RETURN YARDAGE</b>       | 0          | 35        |
| No. and Yards Punt Returns        | 0-0        | 3-30      |
| No. and Yards Kickoff Returns     | 2-121      | 0-0       |
| No. and Yards Int. Returns        | 0-0        | 1-5       |
| <b>PENALTIES Number and Yards</b> | 7-46       | 6-55      |
| FUMBLES Number and Lost           | 3-2        | 0-0       |
| <b>RED ZONE EFFICIENCY</b>        | 1-4-25%    | 6-6-100%  |
| <b>GOAL TO GO EFFICIENCY</b>      | 0-2-0%     | 4-4-100%  |
| <b>TIME OF POSSESSION</b>         | 26:39      | 33:21     |



## 2023 GAME RECAPS

WEEK 4

OCT. 1, 2023 | ORCHARD PARK, N.Y.  
HIGHMARK STADIUM  
ATTENDANCE: 70,881 | TV: CBS

| MIAMI 20 | BUFFALO 48 |
|----------|------------|
|----------|------------|

| SCORING SUMMARY |    |    |    |   |    |
|-----------------|----|----|----|---|----|
|                 | 1  | 2  | 3  | 4 | F  |
| Miami           | 7  | 7  | 6  | 0 | 20 |
| Buffalo         | 14 | 17 | 10 | 7 | 48 |

The Miami Dolphins scored touchdowns on their first two possessions but could not keep up with a high-powered Buffalo Bills offense, falling on the road 48-20 at Highmark Stadium.

Quarterback Tua Tagovailoa threw for 282 yards and one touchdown and rookie running back De'Von Achane added 101 yards on eight carries (12.6 avg.) and two touchdowns in Miami's (3-1) first loss of the season.

Both teams scored on their first possession as the Bills drove 75 yards in eight plays and the Dolphins traveled 77 yards in seven plays. Buffalo quarterback Josh Allen found wide receiver Gabe Davis for six points while Achane found the end zone from three yards out.

Bills running back James Cook and Achane then exchanged rushing touchdowns as both teams showed their quality on offense.

The score was 14-14 with 12:47 to play in the second quarter after four possessions. Allen was 8-of-8 for 80 yards and Tagovailoa was 9-of-10 for 126 yards.

That's when Buffalo took control.

After amassing 142 yards on two touchdown drives to open the game, the Dolphins offense managed just 35 yards and zero first downs the rest of the half. The Bills, meanwhile, scored two more touchdowns and added a field goal to take a 31-14 lead into the break.

Miami opened the second half with an 11-play, 75-yard drive as Tagovailoa found wide receiver Braxton Berrios in the back of the end zone for his first touchdown as a Dolphin. But that would be the team's final score of the day.

Buffalo kicker Tyler Bass responded with a 33-yard field goal before an interception by safety Micah Hyde led to a touchdown pass from Allen to wide receiver Stefon Diggs, which gave Buffalo a 41-20 lead with three minutes to play in the third quarter. Allen added a 11-yard touchdown run at the beginning of the fourth quarter to put any chances of a Dolphins comeback to rest.

Allen finished with 320 passing yards and four touchdowns while Diggs led all receivers with 120 yards and three touchdowns.

Wide receiver Tyreek Hill led Miami with 58 yards on three catches.

### GAME STATISTICS

#### RUSHING (Att-Yds-TD):

Miami: D. Achane 8-101-2, T. Hill 1-14, B. Berrios 1-11,

R. Mostert 7-9, T. Tagovailoa 2-7.

Buffalo: L. Murray 4-32, J. Cook 12-29-1, D. Harris 6-29,

J. Allen 4-17-1, K. Allen 3-(-3).

#### PASSING (A-C-Y-TD-I):

Miami: T. Tagovailoa 35-25-282-1-1.

Buffalo: J. Allen 25-21-320-4-0.

#### RECEIVING (Rec-Yds-TD):

Miami: B. Berrios 6-43-1, J. Waddle 4-46, D. Smythe 4-41,

T. Hill 3-58, R. Mostert 3-36, D. Achane 3-19, A. Ingold 1-23,

C. Wilson 1-16.

Buffalo: S. Diggs 6-120-3, D. Kincaid 4-27, G. Davis 3-61-1,

L. Murray 2-24, T. Sherfield 2-18, D. Harty 2-10, J. Cook 1-48,

D. Knox 1-12.

#### SACKS (Sk-Yds):

Miami: A. Van Ginkel 2.0-10.

Buffalo: G. Rousseau 2.0-15, D. Jones 1.0-8, E. Oliver 1.0-8.

#### INTERCEPTIONS (Int-Yds-TD):

Miami: None.

Buffalo: M. Hyde 1-23.

#### FORCED FUMBLES:

Miami: None.

Buffalo: Ta. Johnson 1, M. Milano 1.

#### FUMBLE RECOVERIES (No-Yds-TD):

Miami: None.

Buffalo: T. Bernard 1-0.

| SCORING DRIVES |     |       |   |     |     |
|----------------|-----|-------|---|-----|-----|
| TEAM           | QTR | TIME  | PLAY (EXTRA POINT) (DRIVE INFO)                                     | MIA | BUF |
| Bills          | 1   | 10:41 | G.Davis 18 yd. pass from J.Allen (T.Bass kick) (8-75, 4:19)         | 0   | 7   |
| Dolphins       | 1   | 6:30  | D.Achane 3 yd. run (J.Sanders kick) (7-77, 4:11)                    | 7   | 7   |
| Bills          | 1   | 1:10  | J.Cook 1 yd. run (T.Bass kick) (10-80, 5:20)                        | 7   | 14  |
| Dolphins       | 2   | 12:47 | D.Achane 10 yd. run (J.Sanders kick) (7-70, 3:23)                   | 14  | 14  |
| Bills          | 2   | 10:02 | S.Diggs 11 yd. pass from J.Allen (T.Bass kick) (5-79, 2:45)         | 14  | 21  |
| Bills          | 2   | 2:58  | S.Diggs 55 yd. pass from J.Allen (T.Bass kick) (2-59, 0:53)         | 14  | 28  |
| Bills          | 2   | 1:39  | T.Bass 53 yd. Field Goal (4-4, 0:35)                                | 14  | 31  |
| Dolphins       | 3   | 9:30  | B.Berrios 11 yd. pass from T.Tagovailoa (pass failed) (11-75, 5:30) | 20  | 31  |
| Bills          | 3   | 5:21  | T.Bass 33 yd. Field Goal (7-60, 4:09)                               | 20  | 34  |
| Bills          | 3   | 3:00  | S.Diggs 13 yd. pass from J.Allen (T.Bass kick) (4-25, 2:03)         | 20  | 41  |
| Bills          | 4   | 14:55 | J.Allen 11 yd. run (T.Bass kick) (2-45, 0:44)                       | 20  | 48  |

#### TEAM STATS

|                                 | MIA        | BUF        |
|---------------------------------|------------|------------|
| TOTAL FIRST DOWNS               | 20         | 24         |
| By Rushing                      | 8          | 8          |
| By Passing                      | 12         | 14         |
| By Penalty                      | 0          | 2          |
| THIRD DOWN EFFICIENCY           | 3-10-30.0% | 5-10-50.0% |
| FOURTH DOWN EFFICIENCY          | 0-3-0.0%   | 0-0-0.0%   |
| TOTAL NET YARDS                 | 393        | 414        |
| Total Offensive Plays           | 58         | 56         |
| Average gain per offensive play | 6.8        | 7.4        |
| NET YARDS RUSHING               | 142        | 104        |
| Total Rushing Plays             | 19         | 29         |
| Average gain per rushing play   | 7.5        | 3.6        |
| NET YARDS PASSING               | 251        | 310        |
| Sacked-Yards                    | 4-31       | 2-10       |
| Gross yards passing             | 282        | 320        |
| ATTEMPTS-COMPLETIONS-INTS       | 35-25-1    | 25-21-0    |
| Avg. gain per pass play         | 6.4        | 11.5       |
| PUNTS NUMBER AND AVG.           | 3-46.0     | 2-46.5     |
| Net Punting Average             | 46.0       | 46.5       |
| TOTAL RETURN YARDAGE            | 0          | 23         |
| No. and Yards Punt Returns      | 1-0        | 0-0        |
| No. and Yards Kickoff Returns   | 4-91       | 2-43       |
| No. and Yards Int. Returns      | 0-0        | 1-23       |
| PENALTIES Number and Yards      | 8-98       | 4-20       |
| FUMBLES Number and Lost         | 4-1        | 0-0        |
| RED ZONE EFFICIENCY             | 3-4-75%    | 5-6-83%    |
| GOAL TO GO EFFICIENCY           | 2-3-67%    | 2-2-100%   |
| TIME OF POSSESSION              | 29:38      | 30:22      |



2023 GAME RECAPS

WEEK 5

OCT. 8, 2023 | MIAMI GARDENS, FLA.  
HARD ROCK STADIUM  
ATTENDANCE: 65,654 | TV: FOX

|                |          |
|----------------|----------|
| N.Y. GIANTS 16 | MIAMI 31 |
|----------------|----------|

Quarterback Tua Tagovailoa threw for 308 yards and two touchdowns, wide receiver Tyreek Hill finished with 181 receiving yards and a touchdown and the Miami Dolphins improved to 4-1 for the first time since 2003 with a 31-16 victory over the New York Giants.

Hill's 181 yards came on eight receptions (22.6 avg.), while running back De'Von Achane finished with 11 carries for 151 yards (13.7 avg.) and a score.

The Dolphins almost doubled New York's offensive output (524-268) and averaged 9.7 yards per play to the Giants' 3.9.

Miami started with a touchdown on its opening drive for the third consecutive game. Three of the team's first four plays from scrimmage – a run by Achane and passes to wide receivers Jaylen Waddle and Cedrick Wilson Jr. – went for at least 20 yards.

On the eighth play of the drive, Tagovailoa found Waddle in the back of the end zone for his first touchdown reception of the season to put Miami up 7-0 in the first quarter.

The defense then forced a punt and Tagovailoa had the ball again looking for another score.

Right away, the fourth-year quarterback found Hill across the middle of the field for 18 yards. Achane then bolted through a hole and down the sideline for a 76-yard touchdown run.

It gave Miami a 14-0 lead and Achane his seventh touchdown of the season in just his fourth career game.

That two-touchdown lead was short-lived, however, as the Giants responded with a 55-yard field goal by kicker Graham Gano.

On the Dolphins next drive, Tagovailoa found Hill for a 64-yard gain but the possession stalled at the New York four-yard line. On third down, Tagovailoa's pass was tipped, intercepted by Giants safety Jason Pinnock and returned 102 yards for a touchdown.

A 40-yard field goal from Jason Sanders gave Miami a 17-10 lead heading into halftime.

The Dolphins started the second half like they did the first, with big plays and seven points. It took just 54 seconds before Tagovailoa connected with Hill for a 69-yard touchdown pass to put Miami back up two scores, 24-10.

Later in the third quarter, the Giants had another interception but Miami's defense stood strong and forced a 37-yard field goal from Gano to keep a two-score lead at 24-13 with 4:26 to play in the frame.

After a deep pass play to open the second-half scoring, the Dolphins leaned on the run game to finish off the third quarter. Seven of the offense's eight plays in the possession were runs, with the last, a two-yard run for Raheem Mostert, going for a touchdown.

The Dolphins entered the fourth quarter with 501 yards of total offense and a 31-13 lead. Gano knocked in a 51-yard field goal with just under nine minutes to play but the Dolphins defense would not let them get any closer.

SCORING SUMMARY

|             | 1 | 2  | 3  | 4 | F  |
|-------------|---|----|----|---|----|
| N.Y. Giants | 0 | 10 | 3  | 3 | 16 |
| Miami       | 7 | 10 | 14 | 0 | 31 |

SCORING DRIVES

| TEAM     | QTR | TIME  | PLAY (EXTRA POINT) (DRIVE INFO)                                     | NYG | MIA |
|----------|-----|-------|---|-----|-----|
| Dolphins | 1   | 7:09  | J.Waddle 2 yd. pass from T.Tagovailoa (J.Sanders kick) (8-89, 4:18) | 0   | 7   |
| Dolphins | 2   | 10:02 | D.Achane 76 yd. run (J.Sanders kick) (3-94, 0:58)                   | 0   | 14  |
| Giants   | 2   | 3:41  | G.Gano 49 yd. Field Goal (13-44, 6:21)                              | 3   | 14  |
| Giants   | 2   | 1:40  | J.Pinnock 102 yd. interception return (G.Gano kick)                 | 10  | 14  |
| Dolphins | 2   | 0:00  | J.Sanders 40 yd. Field Goal (9-50, 1:40)                            | 10  | 17  |
| Dolphins | 3   | 14:06 | T.Hill 69 yd. pass from T.Tagovailoa (J.Sanders kick) (3-75, 0:54)  | 10  | 24  |
| Giants   | 3   | 4:26  | G.Gano 37 yd. Field Goal (4-4, 2:18)                                | 13  | 24  |
| Dolphins | 3   | 0:00  | R.Mostert 2 yd. run (J.Sanders kick) (8-75, 4:26)                   | 13  | 31  |
| Giants   | 4   | 8:51  | G.Gano 51 yd. Field Goal (10-18, 3:54)                              | 16  | 31  |

GAME STATISTICS

RUSHING (Att-Yds-TD):

N.Y. Giants: E. Gray 12-25, D. Jones 4-24, M. Breida 9-21,  
T. Taylor 3-14, W. Robinson 1-1.  
Miami: D. Achane 11-151-1, R. Mostert 10-65-1, T. Tagovailoa 2-6.

PASSING (A-C-Y-TD-I):

N.Y. Giants: D. Jones 20-14-119-0-0, T. Taylor 12-9-86-0-0.  
Miami: T. Tagovailoa 30-22-308-2-2.

RECEIVING (Rec-Yds-TD):

N.Y. Giants: D. Waller 8-86, W. Robinson 5-18, D. Slayton 2-35,  
P. Campbell 2-23, I. Hodgins 2-19, S. Shepard 1-13,  
D. Bellinger 1-7, M. Breida 1-3, E. Gray 1-1.  
Miami: T. Hill 8-181-1, J. Waddle 5-35-1, C. Wilson 4-52,  
R. Mostert 2-13, B. Berrios 2-13, D. Achane 1-14.

SACKS (Sk-Yds):

N.Y. Giants: K. Thibodeaux 1.0-6,  
Miami: Z. Sieler 2.0-9, E. Ogbah 1.5-3, J. Baker 1.5-0,  
A. Van Ginkel 1.0-7, C. Wilkins 0.5-3, E. Apple 0.5-0.

INTERCEPTIONS (Int-Yds-TD):

N.Y. Giants: J. Pinnock 1-102-1, B. Okereke 1-7.  
Miami: None.

FORCED FUMBLES:

N.Y. Giants: X. McKinney 1, J. Pinnock 1.  
Miami: D. Long 1.

FUMBLE RECOVERIES (No-Yds-TD):

N.Y. Giants: K. Thibodeaux 1-0.  
Miami: None.

| TEAM STATS                      | NYG        | MIA       |
|---------------------------------|------------|-----------|
| TOTAL FIRST DOWNS               | 15         | 22        |
| By Rushing                      | 3          | 8         |
| By Passing                      | 10         | 14        |
| By Penalty                      | 2          | 0         |
| THIRD DOWN EFFICIENCY           | 5-17-29.4% | 3-8-37.5% |
| FOURTH DOWN EFFICIENCY          | 1-2-50.0%  | 0-0-0.0%  |
| TOTAL NET YARDS                 | 268        | 524       |
| Total Offensive Plays           | 68         | 54        |
| Average gain per offensive play | 3.9        | 9.7       |
| NET YARDS RUSHING               | 85         | 222       |
| Total Rushing Plays             | 29         | 23        |
| Average gain per rushing play   | 2.9        | 9.7       |
| NET YARDS PASSING               | 183        | 302       |
| Sacked-Yards                    | 7-22       | 1-6       |
| Gross yards passing             | 205        | 308       |
| ATTEMPTS-COMPLETIONS-INTS       | 32-23-0    | 30-22-2   |
| Avg. gain per pass play         | 4.7        | 9.7       |
| PUNTS NUMBER AND AVG.           | 4-40.3     | 2-34.5    |
| Net Punting Average             | 40.3       | 34.5      |
| TOTAL RETURN YARDAGE            | 109        | 0         |
| No. and Yards Punt Returns      | 0-0        | 0-0       |
| No. and Yards Kickoff Returns   | 1-20       | 1-25      |
| No. and Yards Int. Returns      | 2-109      | 0-0       |
| PENALTIES Number and Yards      | 6-43       | 6-43      |
| FUMBLES Number and Lost         | 1-0        | 2-1       |
| RED ZONE EFFICIENCY             | 0-2-0%     | 2-3-67%   |
| GOAL TO GO EFFICIENCY           | 0-0-0%     | 2-3-67%   |
| TIME OF POSSESSION              | 35:59      | 24:01     |



## 2023 GAME RECAPS

WEEK 6

OCT. 15, 2023 | MIAMI GARDENS, FLA.  
HARD ROCK STADIUM  
ATTENDANCE: 65,529 | TV: CBS

CAROLINA 21

MIAMI 42

### SCORING SUMMARY

|          | 1  | 2  | 3 | 4  | F  |
|----------|----|----|---|----|----|
| Carolina | 14 | 0  | 0 | 7  | 21 |
| Miami    | 0  | 21 | 7 | 14 | 42 |

### SCORING DRIVES

| TEAM     | QTR | TIME  | PLAY (EXTRA POINT) (DRIVE INFO)                                      | CAR | MIA |
|----------|-----|-------|--|-----|-----|
| Panthers | 1   | 7:13  | C.Hubbard 6 yd. run (E.Pineiro kick) (7-64, 3:47)                    | 7   | 0   |
| Panthers | 1   | 0:06  | A.Thielen 8 yd. pass from B.Young (E.Pineiro kick) (10-74, 5:21)     | 14  | 0   |
| Dolphins | 2   | 11:13 | R.Mostert 3 yd. pass from T.Tagovailoa (J.Sanders kick) (9-75, 3:53) | 14  | 7   |
| Dolphins | 2   | 7:00  | J.Waddle 4 yd. pass from T.Tagovailoa (J.Sanders kick) (3-57, 1:20)  | 14  | 14  |
| Dolphins | 2   | 1:54  | T.Hill 41 yd. pass from T.Tagovailoa (J.Sanders kick) (9-72, 3:07)   | 14  | 21  |
| Dolphins | 3   | 6:21  | R.Mostert 4 yd. run (J.Sanders kick) (8-91, 5:11)                    | 14  | 28  |
| Dolphins | 4   | 12:23 | R.Mostert 1 yd. run (J.Sanders kick) (12-76, 5:05)                   | 14  | 35  |
| Panthers | 4   | 4:26  | T.Hill 61 yd. interception return (E.Pineiro kick)                   | 21  | 35  |
| Dolphins | 4   | 2:31  | S.Ahmed 9 yd. run (J.Sanders kick) (5-37, 1:55)                      | 21  | 42  |

After falling behind 14-0 in the first quarter, the Miami Dolphins controlled the final 45 minutes of action, scoring 35 straight points en route to a 42-21 victory over the Carolina Panthers.

Quarterback Tua Tagovailoa threw for 262 yards and three touchdowns (126.0 passer rating) to help lead Miami to its first 5-1 start since 2002. Wide receiver Tyreek Hill followed up his 181-yard performance in Week 5 with six receptions for 163 yards (27.2 avg.) and one touchdown. Running back Raheem Mostert led the rushing attack with 115 yards and two touchdowns on 17 carries (6.8 avg.).

The Panthers got off to a quick start on both sides of the ball, scoring touchdowns on their first two possessions and forcing Miami into consecutive three-and-outs to begin the game.

Carolina totaled 138 yards of offense on their opening two drives and jumped out to a 14-0 lead behind a six-yard touchdown run from running back Chuba Hubbard and an eight-yard touchdown reception from quarterback Bryce Young to wide receiver Adam Thielen.

But in the final 45:06 of game time, Miami outgained Carolina 419-158 and outscored the Panthers 42-7.

It all started with a 27-yard completion from Tagovailoa to Hill as the first quarter came to a close. Eight plays later, Tagovailoa found Mostert, who used a timely block from tight end Durham Smythe to reach the end zone untouched from three yards out.

On the following drive, the Dolphins defense and special teams stepped up. On fourth-and-8 from the Carolina 49-yard line, linebacker Duke Riley and defensive back Elijah Campbell forced Panthers wideout Laviska Shenault Jr. out of bounds short of the first-down marker after a fake-punt pass from punter Johnny Hekker.

That initial score by the Dolphins offense and stop by the defense began a five-touchdown stretch over six possessions for Miami. First, Tagovailoa rolled left and found Jaylen Waddle for a score. He then placed a deep pass to Hill in stride for a 41-yard touchdown. Two Mostert rushing touchdowns later flipped what was once a two-score lead for the Panthers into a 35-14 advantage for the Dolphins with 12:27 left to play in the game.

A 61-yard pick-six from Carolina cornerback Troy Hill brought the visitors back within 14 points with 4:26 left but the Dolphins responded just five plays later with a nine-yard touchdown run by Salvon Ahmed to give Miami a 42-21 lead and put the game away for good.

Mostert's three-touchdown performance helped set a new personal-best for total touchdowns in a season (11) while Tagovailoa recorded his eighth career game with at least three touchdown passes.

Defensively, Miami held its opponent to under 300 total yards of offense for the second straight game.

### GAME STATISTICS

#### RUSHING (Att-Yds-TD):

Carolina: C. Hubbard 19-88-1, R. Blackshear 5-18,  
L. Shenault 1-2.  
Miami: R. Mostert 17-115-2, C. Brooks 6-28, S. Ahmed 6-23-1,  
T. Tagovailoa 1-0, M. White 3-(-4).

#### PASSING (A-C-Y-TD-INT):

Carolina: B. Young 38-23-217-1-0, J. Hekker 1-1-7-0-0.  
Miami: T. Tagovailoa 31-21-262-3-0, M. White 1-0-0-0-1.

#### RECEIVING (Rec-Yds-TD):

Carolina: A. Thielen 11-115-1, D. Chark 3-26, L. Shenault 3-15,  
T. Tremble 2-25, J. Mingo 2-21, H. Hurst 1-16,  
R. Blackshear 1-4, C. Hubbard 1-2.  
Miami: J. Waddle 7-51-1, T. Hill 6-163-1, R. Mostert 3-17-1,  
S. Ahmed 3-11, B. Berrios 2-20.

#### SACKS (Sk-Yds):

Carolina: None.  
Miami: C. Wilkins 2.0-19, Z. Sieler 1.0-11, B. Chubb 1.0-6.

#### INTERCEPTIONS (Int-Yds-TD):

Carolina: T. Hill 1-61-1.  
Miami: None.

#### FORCED FUMBLES:

Carolina: None.  
Miami: B. Chubb 1.

#### FUMBLE RECOVERIES (No-Yds-TD):

Carolina: None.  
Miami: None.

| TEAM STATS                        | CAR               | MIA               |
|-----------------------------------|-------------------|-------------------|
| <b>TOTAL FIRST DOWNS</b>          | <b>21</b>         | <b>23</b>         |
| By Rushing                        | 6                 | 8                 |
| By Passing                        | 13                | 14                |
| By Penalty                        | 2                 | 1                 |
| <b>THIRD DOWN EFFICIENCY</b>      | <b>5-14-35.7%</b> | <b>7-13-53.8%</b> |
| <b>FOURTH DOWN EFFICIENCY</b>     | <b>0-4-0.0%</b>   | <b>0-0-0.0%</b>   |
| <b>TOTAL NET YARDS</b>            | <b>296</b>        | <b>424</b>        |
| Total Offensive Plays             | 68                | 65                |
| Average gain per offensive play   | 4.4               | 6.5               |
| <b>NET YARDS RUSHING</b>          | <b>108</b>        | <b>162</b>        |
| Total Rushing Plays               | 25                | 33                |
| Average gain per rushing play     | 4.3               | 4.9               |
| <b>NET YARDS PASSING</b>          | <b>188</b>        | <b>262</b>        |
| Sacked-Yards                      | 4-36              | 0-0               |
| Gross yards passing               | 224               | 262               |
| <b>ATTEMPTS-COMPLETIONS-INTS</b>  | <b>39-24-0</b>    | <b>32-21-1</b>    |
| Avg. gain per pass play           | 4.4               | 8.2               |
| <b>PUNTS NUMBER AND AVG.</b>      | <b>4-47.3</b>     | <b>4-48.5</b>     |
| Net Punting Average               | 47.3              | 43.3              |
| <b>TOTAL RETURN YARDAGE</b>       | <b>82</b>         | <b>0</b>          |
| No. and Yards Punt Returns        | 2-21              | 1-0               |
| No. and Yards Kickoff Returns     | 1-31              | 0-0               |
| No. and Yards Int. Returns        | 1-61              | 0-0               |
| <b>PENALTIES Number and Yards</b> | <b>3-11</b>       | <b>3-25</b>       |
| <b>FUMBLES Number and Lost</b>    | <b>1-0</b>        | <b>1-0</b>        |
| <b>RED ZONE EFFICIENCY</b>        | <b>2-2-100%</b>   | <b>5-5-100%</b>   |
| <b>GOAL TO GO EFFICIENCY</b>      | <b>2-2-100%</b>   | <b>5-5-100%</b>   |
| <b>TIME OF POSSESSION</b>         | <b>30:44</b>      | <b>29:16</b>      |



## 2023 GAME RECAPS

WEEK 7

Oct. 22, 2023 | PHILADELPHIA, PA.  
LINCOLN FINANCIAL FIELD  
ATTENDANCE: 69,879 | TV: NBC

|          |                 |
|----------|-----------------|
| MIAMI 17 | PHILADELPHIA 31 |
|----------|-----------------|

The Miami Dolphins continuously battled from behind and eventually tied the game at 17-17 on a pick-six with just over four minutes to play in the third quarter, but could not complete the second-half comeback, ultimately falling on the road 31-17 to the Philadelphia Eagles on Sunday Night Football.

Quarterback Tua Tagovailoa finished 23-of-32 for 216 yards, one touchdown and one interception while wide receivers Tyreek Hill and Jaylen Waddle combined for 17 of Miami's 23 receptions and 151 receiving yards.

Miami's defense held Philadelphia to a field goal on their opening possession and forced a fumble on their second.

On third-and-8, a group of Dolphins defenders collapsed the pocket and converged on Eagles quarterback Jalen Hurts. As Hurts tried to step up in the pocket, linebacker Bradley Chubb knocked the ball loose and defensive tackle Christian Wilkins fell on the ball to give the Dolphins offense first-and-10 at the Eagles 23-yard line.

A touchdown pass to Hill was called back on a holding penalty and Miami eventually had to settle for a 40-yard field goal from Jason Sanders.

The Eagles then scored consecutive touchdowns, first a 19-yard pass from Hurts to tight end Dallas Goedert and then a one-yard run from Hurts to take a 17-3 lead with 3:10 to play in the first half.

That's when the Dolphins offense found a bit of rhythm. On third-and-18 from his own 20-yard line, Tagovailoa hung in the pocket and found wide receiver Cedrick Wilson Jr., who kept both feet in bounds for a 29-yard gain and a key first down.

Following the two-minute warning, Tagovailoa completed three straight passes to three different receivers, the longest going for 15 yards to Hill. Then, facing third-and-8 on the eighth play of the drive, Tagovailoa found Hill in the back-left corner of the endzone for a 27-yard touchdown to bring Miami back within 7, 17-10 before halftime. Tagovailoa was six-of-six on the drive for 77 yards.

Still down seven later in the third quarter, the Dolphins offense failed to convert on fourth down in Eagles territory but the defense responded in a big way with its second takeaway of the game.

On first down, cornerback Kader Kohou timed his jump perfectly, tipping Hurts' pass in the air and into the hands of linebacker Jerome Baker, who returned the interception 22 yards for his second career pick-six. It tied the game at 17-17 with 4:02 to play.

The tie was short-lived, however, as the Eagles came back with an eight-play, 75-yard scoring drive and retook the lead as Hurts found wide receiver A.J. Brown for a 14-yard touchdown pass. The Dolphins had the ball in the fourth quarter with a chance to tie the game again, but Eagles cornerback Darius Slay cut in front of a deep pass from Tagovailoa to stall the drive.

The Eagles then marched 83 yards down the field - aided by two quarterback sneaks on fourth-and-1 - in 6:35 of game time and stretched the lead to 31-17 with 4:46 remaining on a three-yard run from running back Kenneth Gainwell for the game's final score.

| SCORING SUMMARY |   |    |   |   |    |
|-----------------|---|----|---|---|----|
|                 | 1 | 2  | 3 | 4 | F  |
| Miami           | 3 | 7  | 7 | 0 | 17 |
| Philadelphia    | 3 | 14 | 7 | 7 | 31 |

| SCORING DRIVES |     |       |                                      |                                |     |     |
|----------------|-----|-------|--------------------------------------|--------------------------------|-----|-----|
| TEAM           | QTR | TIME  | PLAY (EXTRA POINT)                   | (DRIVE INFO)                   | MIA | PHI |
| Eagles         | 1   | 7:54  | J.Elliott 24 yd. Field Goal          | (12-71, 7:06)                  | 0   | 3   |
| Dolphins       | 1   | 0:59  | J.Sanders 40 yd. Field Goal          | (7-1, 3:25)                    | 3   | 3   |
| Eagles         | 2   | 11:25 | D.Goedert 19 yd. pass from J.Hurts   | (J.Elliott kick) (9-61, 4:34)  | 3   | 10  |
| Eagles         | 2   | 3:10  | J.Hurts 1 yd. run                    | (J.Elliott kick) (12-80, 6:49) | 3   | 17  |
| Dolphins       | 2   | 0:39  | T.Hill 27 yd. pass from T.Tagovailoa | (J.Sanders kick) (8-72, 2:31)  | 10  | 17  |
| Dolphins       | 3   | 4:02  | J.Baker 22 yd. interception return   | (J.Sanders kick)               | 17  | 17  |
| Eagles         | 3   | 0:15  | A.Brown 14 yd. pass from J.Hurts     | (J.Elliott kick) (8-75, 3:47)  | 17  | 24  |
| Eagles         | 4   | 4:46  | K.Gainwell 3 yd. run                 | (J.Elliott kick) (13-83, 6:35) | 17  | 31  |

| GAME STATISTICS   |  |            |            |
|---|--|------------|------------|
| <strong>RUSHING (Att-Yds-TD):</strong>                              |  |            |            |
| Miami: R. Mostert 9-45, S. Ahmed 2-3, T. Tagovailoa 1-(-3).         |  |            |            |
| Philadelphia: D. Swift 15-62, J. Hurts 11-21-1, K. Gainwell 8-16-1. |  |            |            |
| <strong>PASSING (A-C-Y-TD-Int):</strong>                            |  |            |            |
| Miami: T. Tagovailoa 32-23-216-1-1.                                 |  |            |            |
| Philadelphia: J. Hurts 31-23-279-2-1.                               |  |            |            |
| <strong>RECEIVING (Rec-Yds-TD):</strong>                            |  |            |            |
| Miami: T. Hill 11-88-1, J. Waddle 6-63, C. Wilson 2-48,             |  |            |            |
| B. Berrios 1-7, R. Mostert 1-6, J. Wilson 1-4, S. Ahmed 1-0.        |  |            |            |
| Philadelphia: A. Brown 10-137-1, D. Goedert 5-77-1,                 |  |            |            |
| D. Smith 4-49, D. Swift 3-13, J. Jones 1-3.                         |  |            |            |
| <strong>SACKS (Sk-Yds):</strong>                                    |  |            |            |
| Miami: B. Chubb 2.0-13, J. Phillips 1.0-10.                         |  |            |            |
| Philadelphia: J. Sweat 2.0-13, N. Smith 1-2, F. Cox 0.5-1,          |  |            |            |
| J. Davis 0.5-1.   |  |            |            |
| <strong>INTERCEPTIONS (Int-Yds-TD):</strong>                        |  |            |            |
| Miami: J. Baker 1-22-1.   |  |            |            |
| Philadelphia: D. Slay 1-16.   |  |            |            |
| <strong>FORCED FUMBLES:</strong>                                    |  |            |            |
| Miami: B. Chubb 1.  |  |            |            |
| Philadelphia: None.   |  |            |            |
| <strong>FUMBLE RECOVERIES (No-Yds-TD):</strong>                     |  |            |            |
| Miami: C. Wilkins 1-0.  |  |            |            |
| Philadelphia: None.   |  |            |            |
| TEAM STATS  |  |            |            |
| TOTAL FIRST DOWNS   |  | MIA        | PHI        |
| By Rushing  |  | 12         | 26         |
| By Passing  |  | 3          | 12         |
| By Penalty  |  | 9          | 11         |
| Total   |  | 0          | 3          |
| THIRD DOWN EFFICIENCY   |  | 4-11-36.4% | 4-12-33.3% |
| FOURTH DOWN EFFICIENCY  |  | 0-2-0.0%   | 4-4-100.0% |
| TOTAL NET YARDS   |  | 244        | 355        |
| Total Offensive Plays   |  | 48         | 68         |
| Average gain per offensive play                                     |  | 5.1        | 5.2        |
| NET YARDS RUSHING   |  | 45         | 99         |
| Total Rushing Plays   |  | 12         | 34         |
| Average gain per rushing play                                       |  | 3.8        | 2.9        |
| NET YARDS PASSING   |  | 199        | 256        |
| Sacked-Yards  |  | 4-17       | 3-23       |
| Gross yards passing   |  | 216        | 279        |
| ATTEMPTED-COMPLETIONS-INTS  |  | 32-23-1    | 31-23-1    |
| Avg. gain per pass play   |  | 5.5        | 7.5        |
| PUNTS NUMBER AND AVG.   |  | 3-45.0     | 1-57.0     |
| Net Punting Average   |  | 38.3       | 41.0       |
| TOTAL RETURN YARDAGE  |  | 38         | 16         |
| No. and Yards Punt Returns  |  | 1-16       | 0-0        |
| No. and Yards Kickoff Returns                                       |  | 4-105      | 2-45       |
| No. and Yards Int. Returns  |  | 1-22       | 1-16       |
| PENALTIES Number and Yards  |  | 10-70      | 0-0        |
| FUMBLES Number and Lost   |  | 1-0        | 1-1        |
| RED ZONE EFFICIENCY   |  | 0-1-0%     | 4-6-67%    |
| GOAL TO GO EFFICIENCY   |  | 0-1-0%     | 2-4-50%    |
| TIME OF POSSESSION  |  | 23:17      | 36:43      |





## 2023 GAME RECAPS

WEEK 8

OCT. 29, 2023 | MIAMI GARDENS, FLA.  
HARD ROCK STADIUM  
ATTENDANCE: 65,836 | TV: CBS

NEW ENGLAND 17

MIAMI 31

### SCORING SUMMARY

|             | 1 | 2  | 3 | 4 | F  |
|-------------|---|----|---|---|----|
| New England | 7 | 0  | 3 | 7 | 17 |
| Miami       | 7 | 10 | 7 | 7 | 31 |

### SCORING DRIVES

| TEAM     | QTR | TIME  | PLAY (EXTRA POINT) (DRIVE INFO)  | NE | MIA |
|----------|-----|-------|--|----|-----|
| Patriots | 1   | 3:32  | K.Bourne 24 yd. pass from M.Jones (C.Ryland kick) (3-30, 0:54)         | 7  | 0   |
| Dolphins | 1   | 0:22  | T.Hill 42 yd. pass from T.Tagovailoa (J.Sanders kick) (6-75, 3:10)     | 7  | 7   |
| Dolphins | 2   | 6:10  | C.Wilson 1 yd. pass from T.Tagovailoa (J.Sanders kick) (14-53, 7:25)   | 7  | 14  |
| Dolphins | 2   | 0:26  | J.Sanders 30 yd. Field Goal (8-28, 1:22)                               | 7  | 17  |
| Patriots | 3   | 12:45 | C.Ryland 38 yd. Field Goal (4--1, 2:10)                                | 10 | 17  |
| Dolphins | 3   | 7:35  | R.Mostert 1 yd. run (J.Sanders kick) (9-77, 5:10)                      | 10 | 24  |
| Patriots | 4   | 8:30  | J.Smith-Schuster 3 yd. pass from M.Jones (C.Ryland kick) (13-81, 5:17) | 17 | 24  |
| Dolphins | 4   | 2:43  | J.Waddle 31 yd. pass from T.Tagovailoa (J.Sanders kick) (10-75, 5:47)  | 17 | 31  |

Quarterback Tua Tagovailoa totaled 324 passing yards and three touchdowns and the Miami Dolphins secured a regular-season sweep of the New England Patriots with a 31-17 victory.

Wide receivers Tyreek Hill (112) and Jaylen Waddle (121) each scored a touchdown and topped 100 receiving yards while cornerback Jalen Ramsey added an interception in his Dolphins debut.

After the two sides combined for three consecutive punts to start the contest, the Patriots came up with the game's first impact play on an interception by safety Kyle Dugger. His 15-yard return gave New England's offense great starting field position at the Miami 30-yard line and eventually led to a 24-yard touchdown pass from quarterback Mac Jones to wide receiver Kendrick Bourne.

But Miami rallied back from the early deficit and scored 17 consecutive points to close out the first half.

Tagovailoa got things started with a deep pass to Hill in the left side of the endzone for a 42-yard touchdown to tie the game at 7-7 just before the end of the first quarter.

Miami's defense then forced its second three-and-out of the afternoon and the offense took the field once again.

A lengthy 14-play, 53-yard drive culminated in a one-yard touchdown pass from Tagovailoa to wide receiver Cedrick Wilson Jr., his first as a Dolphin, to give Miami a 14-7 lead with 6:10 to play in the second quarter.

Jalen Ramsey then made sure his Dolphins debut would be a memorable one.

On second-and-9 from the Miami 37-yard line, the six-time Pro Bowl honoree stepped in front of a pass intended for Bourne and returned his first Dolphins interception 49 yards to the Patriots 40-yard line.

Jason Sanders then knocked in a 30-yard field goal to give Miami a 17-7 lead heading into halftime.

That two-score cushion was wiped away quickly, though, as the Dolphins fumbled a handoff on the first play of the second half and Patriots linebacker Afernee Jennings fell on the loose ball at the Miami 19-yard line. Facing a short field, the Dolphins defense rose to the challenge and forced a 38-yard field goal to keep a 17-10 advantage.

The Dolphins offense responded in a big way on their next drive as Tagovailoa found Hill for a 22-yard gain. He then completed passes to Waddle (23 yards) and wide receiver Chase Claypool (15 yards). A seven-yard completion to tight end Durham Smythe put the ball at the one-yard line and set up Raheem Mostert for his 10th rushing score of the season to give Miami a 24-10 lead with 7:35 to play in the third quarter.

Tagovailoa answered that 81-yard drive with a 10-play 75-yard possession to give Miami a 31-17 lead with 2:43 left on the clock.

He kept the drive alive on third-and-9 with a nine-yard completion to Hill and then finished it off with a pass to a wide-open Waddle for a 31-yard touchdown. Hill and Waddle each recorded 100+ receiving yards for the fifth time as teammates. Linebacker Jaquan Phillips finished with a co-game-high eight tackles and, along with linebacker Bradley Chubb and defensive tackle Christian Wilkins, recorded a sack.

### GAME STATISTICS

#### RUSHING (Att-Yds-TD):

New England: R. Stevenson 10-39, E. Elliott 7-36, D. Douglas 1-4, M. Jones 1-(-2).  
Miami: R. Mostert 13-46-1, J. Wilson 5-23, T. Tagovailoa 6-8, S. Ahmed 2-1.

#### PASSING (A-C-Y-TD-I):

New England: M. Jones 29-19-161-2-1.  
Miami: T. Tagovailoa 45-30-324-3-1.

#### RECEIVING (Rec-Yds-TD):

New England: D. Douglas 5-25, K. Bourne 3-36-1, H. Henry 3-28, P. Brown 2-33, R. Stevenson 2-11, M. Gesicki 2-11, D. Parker 1-14, J. Smith-Schuster 1-3-1.  
Miami: T. Hill 8-112-1, J. Waddle 7-121-1, S. Ahmed 4-16, D. Smythe 3-28, J. Wilson 2-14, B. Berrios 2-8, C. Claypool 1-15, A. Ingold 1-5, J. Hill 1-4, C. Wilson 1-1-1.

#### SACKS (Sk-Yds):

New England: C. Barmore 1.0-6, K. Dugger 1.0-6.  
Miami: J. Phillips 1.0-9, C. Wilkins 1.0-6, B. Chubb 1.0-5.

#### INTERCEPTIONS (Int-Yds-TD):

New England: K. Dugger 1-15.  
Miami: J. Ramsey 1-49.

#### FORCED FUMBLES:

New England: None.  
Miami: None.

#### FUMBLE RECOVERIES (No-Yds-TD):

New England: A. Jennings 1-0.  
Miami: None.

| TEAM STATS                      | NE        | MIA        |
|---------------------------------|-----------|------------|
| TOTAL FIRST DOWNS               | 13        | 24         |
| By Rushing                      | 6         | 5          |
| By Passing                      | 7         | 17         |
| By Penalty                      | 0         | 2          |
| THIRD DOWN EFFICIENCY           | 1-9-11.1% | 5-14-35.7% |
| FOURTH DOWN EFFICIENCY          | 1-2-50.0% | 3-3-100.0% |
| TOTAL NET YARDS                 | 218       | 390        |
| Total Offensive Plays           | 51        | 73         |
| Average gain per offensive play | 4.3       | 5.3        |
| NET YARDS RUSHING               | 77        | 78         |
| Total Rushing Plays             | 19        | 26         |
| Average gain per rushing play   | 4.1       | 3.0        |
| NET YARDS PASSING               | 141       | 312        |
| Sacked-Yards                    | 3-20      | 2-12       |
| Gross yards passing             | 161       | 324        |
| ATTEMPTS-COMPLETIONS-INTS       | 29-19-1   | 45-30-1    |
| Avg. gain per pass play         | 4.4       | 6.6        |
| PUNTS NUMBER AND AVG.           | 5-53.0    | 3-48.7     |
| Net Punting Average             | 45.6      | 42.0       |
| TOTAL RETURN YARDAGE            | 15        | 66         |
| No. and Yards Punt Returns      | 0-0       | 2-17       |
| No. and Yards Kickoff Returns   | 1-24      | 1-25       |
| No. and Yards Int. Returns      | 1-15      | 1-49       |
| PENALTIES Number and Yards      | 7-45      | 3-25       |
| FUMBLES Number and Lost         | 0-0       | 1-1        |
| RED ZONE EFFICIENCY             | 1-2-50%   | 2-4-50%    |
| GOAL TO GO EFFICIENCY           | 1-1-100%  | 2-3-67%    |
| TIME OF POSSESSION              | 24:05     | 35:55      |



## 2023 GAME RECAPS

WEEK 9

NOV. 5, 2023 | FRANKFURT, GER.  
DEUTSCHE BANK PARK  
ATTENDANCE: 50,023 | TV: NFLN

| MIAMI 14 | KANSAS CITY 21 |
|----------|----------------|
|----------|----------------|

| SCORING SUMMARY |   |    |    |   |    |
|-----------------|---|----|----|---|----|
|                 | 1 | 2  | 3  | 4 | F  |
| Miami           | 0 | 0  | 14 | 0 | 14 |
| Kansas City     | 7 | 14 | 0  | 0 | 21 |

After falling behind 21-0 in the first half, the Dolphins outscored Kansas City 14-0 in the final two quarters but could not find the tying score, falling 21-14 to the Chiefs.

Down seven with under three minutes to play, linebacker Bradley Chubb applied pressure on Chiefs quarterback Patrick Mahomes to force an incompletion on third-and-1 and give Miami a final chance to tie the game.

Gains of 25 and 19 yards from running back Raheem Mostert on the first two plays of the following possession moved the ball to the Kansas City 31-yard line, but the Dolphins would get no closer.

Quarterback Tua Tagovailoa finished 21-of-34 for 193 yards and one touchdown while running back Raheem Mostert ran for 85 yards on 12 carries (7.1 avg.) and added his 11th rushing touchdown of the season.

The Dolphins defense pitched a second-half shutout and limited Mahomes to just 185 passing yards, the seventh-fewest total of his career and the lowest in a game since he passed for 184 yards on Dec. 5, 2021 against Denver.

Kansas City struck first on an 11-yard touchdown pass to wide receiver Rashee Rice. The Dolphins offense could not match the quick start and punted on their first four possessions.

The Dolphins defense, meanwhile, settled into the game and forced three consecutive Kansas City punts after the opening-drive touchdown. But on their fifth possession, the Chiefs offense marched 95 yards down the field in 8:28 of game time to take a 14-0 lead on a 17-yard pass from Mahomes to running back Jerick McKinnon.

Down two touchdowns, Tagovailoa and the offense got the ball back with 2:31 to play in the first half and looked to have found some rhythm. Running back Salvon Ahmed got things started with a nine-yard run before Tagovailoa found Waddle for 14 yards and wide receiver Tyreek Hill for 19 yards.

But with 47 seconds left on second-and-7 from the Kansas City 30-yard line, the drive came to a screeching halt. Tagovailoa found Hill on a screen pass and before he could take a step forward, Chiefs cornerback Trent McDuffie stripped the ball loose. Safety Mike Edwards recovered and returned the ball four yards before throwing a lateral to fellow safety Bryan Cook, who sprinted down the sideline for a 59-yard touchdown return.

After coming up empty on their first drive of the second half, Tagovailoa and the offense drove 80 yards down the field in eight plays for their first score of the game on a 31-yard pass to wide receiver Cedrick Wilson Jr.

Following the touchdown, it was the Dolphins defense that forced a big turnover. After nearly causing an interception on a tipped pass the play before, linebacker Bradley Chubb broke through multiple attempted blocks by Chiefs offensive linemen and strip-sacked Mahomes. Defensive tackle Zach Sieler fell on the ball at the Kansas City 27-yard line to give the offense another chance to cut into the lead.

Running back Raheem Mostert found the end zone from 13 yards out to cap off that drive, bringing Miami within seven, 21-14, with 22 seconds remaining in the third quarter.

The Dolphins defense forced two punts and allowed just 29 yards on two fourth-quarter possessions by the Chiefs, but the offense could not capitalize.

### GAME STATISTICS

#### RUSHING (Att-Yds-TD):

Miami: R. Mostert 12-85-1, J. Waddle 1-12, T. Tagovailoa 2-7,  
J. Wilson 2-6, S. Ahmed 3-4, T. Hill 1-3.  
Kansas City: I. Pacheco 16-66, P. Mahomes 6-24,  
J. McKinnon 1-2, L. Perine 1-1.

#### PASSING (A-C-Y-TD-Int):

Miami: T. Tagovailoa 34-21-193-1-0.  
Kansas City: P. Mahomes 30-20-185-2-0.

#### RECEIVING (Rec-Yds-TD):

Miami: T. Hill 8-62, J. Waddle 3-42, J. Wilson 3-32, D. Smythe 3-17,  
S. Ahmed 2-8, C. Wilson 1-31-1, A. Ingold 1-1.  
Kansas City: N. Gray 3-34, T. Kelce 3-14, M. Hardman 3-10,  
S. Moore 2-33, M. Valdes-Scantling 2-22, J. McKinnon 2-22-1,  
R. Rice 2-17-1, Ju. Watson 2-15, K. Toney 1-18.

#### SACKS (Sk-Yds):

Miami: B. Chubb 1-0-11, J. Phillips 1-0-0.  
Kansas City: T. Wharton 1-0-11, Ja. Watson 1-0-7, L. Chenail 1-0-0.

#### INTERCEPTIONS (Int-Yds-TD):

Miami: None.  
Kansas City: None.

#### FORCED FUMBLES:

Miami: B. Chubb 1.  
Kansas City: W. Gay 1, T. McDuffie 1.

#### FUMBLE RECOVERIES (No-Yds-TD):

Miami: Z. Sieler 1-0.  
Kansas City: M. Edwards 1-4, B. Cook 0-59-1.

| TEAM STATS                        | MIA               | KC                |
|-----------------------------------|-------------------|-------------------|
| <b>TOTAL FIRST DOWNS</b>          | <b>20</b>         | <b>16</b>         |
| By Rushing                        | 6                 | 4                 |
| By Passing                        | 11                | 11                |
| By Penalty                        | 3                 | 1                 |
| <b>THIRD DOWN EFFICIENCY</b>      | <b>3-12-25.0%</b> | <b>3-10-30.0%</b> |
| <b>FOURTH DOWN EFFICIENCY</b>     | <b>0-1-0.0%</b>   | <b>0-0-0.0%</b>   |
| <b>TOTAL NET YARDS</b>            | <b>292</b>        | <b>267</b>        |
| Total Offensive Plays             | 58                | 56                |
| Average gain per offensive play   | 5.0               | 4.8               |
| <b>NET YARDS RUSHING</b>          | <b>117</b>        | <b>93</b>         |
| Total Rushing Plays               | 21                | 24                |
| Average gain per rushing play     | 5.6               | 3.9               |
| <b>NET YARDS PASSING</b>          | <b>175</b>        | <b>174</b>        |
| Sacked-Yards                      | 3-18              | 2-11              |
| Gross yards passing               | 193               | 185               |
| <b>ATTEMPTS-COMPLETIONS-INTS</b>  | <b>34-21-0</b>    | <b>30-20-0</b>    |
| Avg. gain per pass play           | 4.7               | 5.4               |
| <b>PUNTS NUMBER AND AVG.</b>      | <b>7-45.1</b>     | <b>6-50.3</b>     |
| Net Punting Average               | 43.1              | 45.8              |
| <b>TOTAL RETURN YARDAGE</b>       | <b>7</b>          | <b>14</b>         |
| No. and Yards Punt Returns        | 1-7               | 3-14              |
| No. and Yards Kickoff Returns     | 0-0               | 1-20              |
| No. and Yards Int. Returns        | 0-0               | 0-0               |
| <b>PENALTIES Number and Yards</b> | <b>6-45</b>       | <b>9-69</b>       |
| FUMBLES Number and Lost           | 3-1               | 1-1               |
| <b>RED ZONE EFFICIENCY</b>        | <b>1-1-100%</b>   | <b>2-2-100%</b>   |
| <b>GOAL TO GO EFFICIENCY</b>      | <b>0-0-0%</b>     | <b>0-0-0%</b>     |
| <b>TIME OF POSSESSION</b>         | <b>30:24</b>      | <b>29:36</b>      |



## 2023 GAME RECAPS

WEEK 11

NOV. 19, 2023 | MIAMI GARDENS, FLA.  
HARD ROCK STADIUM  
ATTENDANCE: 66,026 | TV: CBS

| LAS VEGAS 13 | MIAMI 20 |
|--------------|----------|
|--------------|----------|

| SCORING SUMMARY |    |   |   |   |    |
|-----------------|----|---|---|---|----|
|                 | 1  | 2 | 3 | 4 | F  |
| Las Vegas       | 10 | 3 | 0 | 0 | 13 |
| Miami           | 7  | 7 | 6 | 0 | 20 |

Despite out-gaining Las Vegas 388-156 through three quarters, the Dolphins only held a 20-13 lead entering the final period. It was Miami's defense that came through in the fourth quarter with two fourth-down stops and two interceptions to seal the victory.

The first interception came with just over three minutes to play on fourth-and-6 from the Miami 24-yard line as pressure from defensive tackle Christian Wilkins on Raiders quarterback Aidan O'Connell led to linebacker Jaelan Phillips' first career pick. Then with under 30 seconds left in the game, cornerback Jalen Ramsey secured his second interception of the day on a leaping grab in the end zone to end the Raiders' comeback hopes.

Miami held Las Vegas to 36 rushing yards on 16 carries (2.3 avg.). It was the Raiders' lowest rushing total in a game since a 24-yard performance against Denver on Oct. 1, 2017.

The Raiders entered Week 11 with the NFL's eighth-best pass defense and had not allowed a 300-yard passer all season. Quarterback Tua Tagovailoa threw for 205 yards and two touchdowns in the first half alone and finished with 325 yards passing for the game.

Wide receiver Tyreek Hill tallied 10 receptions for 146 yards and one touchdown while running back Raheem Mostert was the game's leading rusher with 86 yards on 22 carries (3.9 avg.).

Miami's 40-yard fumble return for a touchdown early in the game was called back on replay review. On the next possession, Las Vegas forced a takeaway that was upheld - a fumble by Tagovailoa - and turned it into a 34-yard field goal for a 3-0 lead.

The two teams then traded touchdowns as Tagovailoa found Hill for a 38-yard score and O'Connell completed a 46-yard touchdown pass to wide receiver Davante Adams to give the Raiders a 10-7 lead just before the end of the first quarter.

Later on in the second quarter, Tagovailoa completed a nifty screen pass to running back Salvon Ahmed, who used a perfectly timed block from offensive lineman Connor Williams to run 11 yards into the end zone untouched for a 14-10 lead.

Raiders kicker Daniel Carlson hit a 47-yard field goal to cut Miami's advantage to one just before halftime.

After Tagovailoa was intercepted on the first play of the third quarter on a deep pass intended for wide receiver Jaylen Waddle, the defense forced a three-and-out to maintain the one-point lead.

On the first play following a missed 50-yard field goal, Ramsey picked off O'Connell. Kicker Jason Sanders knocked through a 41-yard field goal just minutes later to extend the Dolphins lead to 17-13.

Another three-and-out by the Raiders led to another field goal by Sanders to give Miami a 20-13 lead with 30 seconds left in the third quarter.

The Dolphins defense shut down the Raiders rushing attack and picked off O'Connell twice in the final 3+ minutes of action to close out the victory.

### GAME STATISTICS

#### RUSHING (Att-Yds-TD):

Las Vegas: J. Jacobs 14-39, A. O'Connell 1-3, T. Tucker 1(-6).

Miami: R. Mostert 22-86, S. Ahmed 3-6, T. Tagovailoa 2-6, D. Achane 1-1.

#### PASSING (A-C-Y-TD-I):

Las Vegas: A. O'Connell 41-24-271-1-3.

Miami: T. Tagovailoa 39-28-325-2-1.

#### RECEIVING (Rec-Yds-TD):

Las Vegas: D. Adams 7-82-1, H. Renfrow 5-42, J. Meyers 4-49, M. Mayer 4-46, T. Tucker 2-36, J. Jacobs 1-12, A. Abdullah 1-4.

Miami: T. Hill 10-146-1, J. Waddle 4-55, S. Ahmed 3-25-1.

C. Wilson Jr. 3-23, A. Ingold 3-16, R. Chosen 2-39, J. Hill 1-10, R. Mostert 1-7, D. Achane 1-4.

#### SACKS (Sk-Yds):

Las Vegas: M. Crosby 1.0-2.

Miami: J. Phillips 2.0-11.

#### INTERCEPTIONS (Int-Yds-TD):

Las Vegas: I. Pola-Mao 1-0.

Miami: J. Ramsey 2-3, J. Phillips 1-5.

#### FORCED FUMBLES:

Las Vegas: N. Hobbs 1, L. Masterson 1.

Miami: None.

#### FUMBLE RECOVERIES (No-Yds-TD):

Las Vegas: D. Deablo 1-0, M. Epps 1-0.

Miami: None.

| TEAM STATS                      |  | LV         | MIA        |
|---------------------------------|--|------------|------------|
| TOTAL FIRST DOWNS               |  | 12         | 21         |
| By Rushing                      |  | 2          | 7          |
| By Passing                      |  | 10         | 12         |
| By Penalty                      |  | 0          | 2          |
| THIRD DOWN EFFICIENCY           |  | 4-14-28.6% | 3-11-27.3% |
| FOURTH DOWN EFFICIENCY          |  | 0-2-0.0%   | 0-1-0.0%   |
| TOTAL NET YARDS                 |  | 296        | 422        |
| Total Offensive Plays           |  | 59         | 68         |
| Average gain per offensive play |  | 5.0        | 6.2        |
| NET YARDS RUSHING               |  | 36         | 99         |
| Total Rushing Plays             |  | 16         | 28         |
| Average gain per rushing play   |  | 2.3        | 3.5        |
| NET YARDS PASSING               |  | 260        | 323        |
| Sacked-Yards                    |  | 2-11       | 1-2        |
| Gross yards passing             |  | 271        | 325        |
| ATTEMPTS-COMPLETIONS-INTS       |  | 41-24-3    | 39-28-1    |
| Avg. gain per pass play         |  | 6.0        | 8.1        |
| PUNTS NUMBER AND AVG.           |  | 6-52.5     | 3-47.7     |
| Net Punting Average             |  | 47.5       | 43.7       |
| TOTAL RETURN YARDAGE            |  | 12         | 38         |
| No. and Yards Punt Returns      |  | 1-12       | 3-30       |
| No. and Yards Kickoff Returns   |  | 0-0        | 0-0        |
| No. and Yards Int. Returns      |  | 1-0        | 3-8        |
| PENALTIES Number and Yards      |  | 5-41       | 5-44       |
| FUMBLES Number and Lost         |  | 0-0        | 2-2        |
| RED ZONE EFFICIENCY             |  | 0-1-0%     | 1-2-50%    |
| GOAL TO GO EFFICIENCY           |  | 0-0-0%     | 0-0-0%     |
| TIME OF POSSESSION              |  | 27:45      | 32:15      |



## 2023 GAME RECAPS

WEEK 12

NOV. 24, 2023 | EAST RUTHERFORD, N.J.  
METLIFE STADIUM | TV: PRIME VIDEO  
ATTENDANCE: 82,973

|          |              |
|----------|--------------|
| MIAMI 34 | N.Y. JETS 13 |
|----------|--------------|

| SCORING SUMMARY |   |    |   |    |    |
|-----------------|---|----|---|----|----|
|                 | 1 | 2  | 3 | 4  | F  |
| Miami           | 3 | 14 | 3 | 14 | 34 |
| N.Y. Jets       | 0 | 6  | 0 | 7  | 13 |

The Miami Dolphins outgained the New York Jets by 236 yards, logged 7.0 sacks and recorded two interceptions to secure a 34-13 win.

Quarterback Tua Tagovailoa passed for 243 yards and extended his league-leading streak to 20 consecutive games with a passing touchdown.

Wide receivers Jaylen Waddle (114) and Tyreek Hill (102 and a touchdown) each eclipsed 100 yards receiving. Running back Raheem Mostert finished with 20 carries for 94 yards (4.7 avg.) and two touchdowns as the Dolphins out-rushed the Jets 167-29.

The Dolphins moved the ball down the field on both of its first-quarter possessions but faced two key fourth-down conversions. On the first possession, a pass from Tagovailoa to Hill fell incomplete on fourth-and-2 from the Jets four-yard line and the Dolphins turned the ball over on downs.

On the second, Miami elected to kick on fourth-and-one from the Jets 20-yard line. Jason Sanders converted a 38-yard field goal to give the Dolphins a 3-0 lead with 1:26 left in the first quarter.

Tagovailoa and the offense eventually got into the end zone on their third drive of the game. On third-and-6 from the Jets 38-yard line, Tagovailoa rolled left and completed a pass in between multiple Jets defenders to Waddle for a 20-yard gain.

Two plays later, Tagovailoa threw a quick pass to Hill, who sidestepped a would-be tackle from Jets safety Jordan Whitehead and walked into the end zone from 7 yards out to give Miami a 10-0 lead with 8:21 left in the second quarter.

Later in the period, the Dolphins defense forced a three-and-out and used their final timeout of the half to try and extend their lead before the break. But on the first play of the following drive, cornerback Brandin Echols intercepted Tagovailoa and ran back the return 30 yards to put the Jets on the board.

Tagovailoa was then intercepted again, this time near midfield, and the Jets came back on the field with two seconds left in the half to attempt a pass into the end zone.

Quarterback Tim Boyle launched the ball to the Dolphins one-yard line, but Holland intercepted the pass and ran the ball back 99 yards to give Miami a 17-6 advantage on the final play of the half.

The Dolphins scored the first points of the second half on a 54-yard field goal by Sanders to take a 20-6 lead with 11:16 to play in the third quarter.

The Jets punted again after just three plays and Miami's offense returned to the field. Nine minutes and three seconds later, Mostert finished off the Dolphins' longest drive of the season with a 13-yard run to increase Miami's lead to 27-6.

The Jets scored their first offensive touchdown of the game on a 1-yard pass from Boyle to wide receiver Garrett Wilson but Mostert responded with a 34-yard touchdown run on the Dolphins next drive to close out the 34-13 victory.

| SCORING DRIVES |     |       |  |              |         |
|----------------|-----|-------|--|--------------|---------|
| TEAM           | QTR | TIME  | PLAY (EXTRA POINT)   | (DRIVE INFO) | MIA NYJ |
| Dolphins       | 1   | 1:26  | J.Sanders 38 yd. Field Goal (7-36, 3:31)                           |              | 3 0     |
| Dolphins       | 2   | 8:21  | T.Hill 7 yd. pass from T.Tagovailoa (J.Sanders kick) (11-60, 5:59) |              | 10 0    |
| Jets           | 2   | 0:58  | B.Echols 30 yd. interception return (kick failed, wr)              |              | 10 6    |
| Dolphins       | 2   | 0:00  | J.Holland 99 yd. interception return (J.Sanders kick)              |              | 17 6    |
| Dolphins       | 3   | 11:16 | J.Sanders 54 yd. Field Goal (7-39, 3:44)                           |              | 20 6    |
| Dolphins       | 4   | 14:55 | R.Mostert 13 yd. run (J.Sanders kick) (15-92, 9:03)                |              | 27 6    |
| Jets           | 4   | 4:37  | G.Wilson 1 yd. pass from T.Boyle (G.Zuerlein kick) (6-35, 1:48)    |              | 27 13   |
| Dolphins       | 4   | 3:35  | R.Mostert 34 yd. run (J.Sanders kick) (4-46, 1:02)                 |              | 34 13   |

## GAME STATISTICS

| RUSHING (Att-Yds-TD):  |  |  | TEAM STATS                      |  | MIA         | NYJ        |
|--|--|--|---------------------------------|--|-------------|------------|
| Miami: R. Mostert 20-94-2, J. Wilson 11-56, D. Evans 2-16, T. Hill 1-2, T. Tagovailoa 2-1, M. White 1-(-2), N.Y. Jets: Bre. Hall 7-25, T. Boyle 2-2, D. Cook 1-2.  |  |  | TOTAL FIRST DOWNS               |  | 22          | 12         |
|  |  |  | By Rushing                      |  | 6           | 2          |
|  |  |  | By Passing                      |  | 14          | 9          |
|  |  |  | By Penalty                      |  | 2           | 1          |
| PASSING (A-C-Y-TD-I):  |  |  | THIRD DOWN EFFICIENCY           |  | 11-16-68.8% | 5-14-35.7% |
| Miami: T. Tagovailoa 30-21-243-1-2, N.Y. Jets: T. Boyle 38-27-179-1-2.   |  |  | FOURTH DOWN EFFICIENCY          |  | 0-1-0.0%    | 2-3-66.7%  |
| RECEIVING (Rec-Yds-TD):  |  |  | TOTAL NET YARDS                 |  | 395         | 159        |
| Miami: T. Hill 9-102-1, J. Waddle 8-114, J. Wilson 3-17, D. Smythe 1-10, N.Y. Jets: G. Wilson 7-44-1, Bre. Hall 7-24, T. Conklin 4-33, J. Brownlee 2-20, D. Cook 2-19, J. Ruckert 2-18, X. Gipson 2-15, N. Bowden 1-6. |  |  | Total Offensive Plays           |  | 69          | 55         |
|  |  |  | Average gain per offensive play |  | 5.7         | 2.9        |
| SACKS (Sk-Yds):  |  |  | NET YARDS RUSHING               |  | 167         | 29         |
| Miami: C. Wilkins 2-0-16, D. Hand 1-0-11, E. Ogbah 1-0-9, Z. Sieler 1-0-6, R. Davis 1-0-5, J. Phillips 1-0-2, N.Y. Jets: B. Huff 1-0-6, M. Clemons 0-5-4.5, S. Thomas 0-5-4.5.   |  |  | Total Rushing Plays             |  | 37          | 10         |
|  |  |  | Average gain per rushing play   |  | 4.5         | 2.9        |
| INTERCEPTIONS (Int-Yds-TD):  |  |  | NET YARDS PASSING               |  | 228         | 130        |
| Miami: J. Holland 1-99-1, J. Baker 1-1, N.Y. Jets: B. Echols 1-30-1, D. Reed 1-0.  |  |  | Sacked yards                    |  | 2-15        | 7-49       |
|  |  |  | Gross yards passing             |  | 243         | 179        |
| FORCED FUMBLES:  |  |  | ATTEMPTS-COMPLETIONS-INTS       |  | 30-21-2     | 38-27-2    |
| Miami: E. Ogbah 1, N.Y. Jets: None.  |  |  | Avg. gain per pass play         |  | 7.1         | 2.9        |
| FUMBLE RECOVERIES (No-Yds-TD):   |  |  | PUNTS NUMBER AND AVG.           |  | 1-40.0      | 6-52.8     |
| Miami: None, N.Y. Jets: A. Davis 1-0.  |  |  | Net Punting Average             |  | 40.0        | 45.2       |
|  |  |  | TOTAL RETURN YARDAGE            |  | 146         | 30         |
|  |  |  | No. and Yards Punt Returns      |  | 5-46        | 0-0        |
|  |  |  | No. and Yards Kickoff Returns   |  | 1-22        | 1-28       |
|  |  |  | No. and Yards Int. Returns      |  | 2-100       | 2-30       |
|  |  |  | PENALTIES Number and Yards      |  | 6-38        | 6-60       |
|  |  |  | FUMBLES Number and Lost         |  | 2-1         | 2-0        |
|  |  |  | RED ZONE EFFICIENCY             |  | 2-3-67%     | 1-2-50%    |
|  |  |  | GOAL TO GO EFFICIENCY           |  | 1-1-100%    | 1-1-100%   |
|  |  |  | TIME OF POSSESSION              |  | 35:41       | 24:19      |



## 2023 GAME RECAPS

WEEK 13

DEC. 3, 2023 | LANDOVER, MD.  
FEDEXFIELD  
ATTENDANCE: 63,459 | TV: FOX

MIAMI 45

WASHINGTON 15

### SCORING SUMMARY

|            | 1  | 2  | 3 | 4 | F  |
|------------|----|----|---|---|----|
| Miami      | 17 | 14 | 7 | 7 | 45 |
| Washington | 0  | 7  | 8 | 0 | 15 |

### SCORING DRIVES

| TEAM     | QTR | TIME  | PLAY (EXTRA POINT) (DRIVE INFO)                                    | MIA | WAS |
|----------|-----|-------|--|-----|-----|
| Dolphins | 1   | 9:28  | T.Hill 78 yd. pass from T.Tagovailoa (J.Sanders kick) (3-86, 1:28) | 7   | 0   |
| Dolphins | 1   | 3:39  | J.Sanders 49 yd. Field Goal (8-39, 4:15)                           | 10  | 0   |
| Dolphins | 1   | 0:55  | A.Van Ginkel 33 yd. interception return (J.Sanders kick)           | 17  | 0   |
| Command  | 2   | 11:18 | S.Howell 1 yd. run (J.Slye kick) (10-75, 4:37)                     | 17  | 7   |
| Dolphins | 2   | 9:14  | T.Hill 60 yd. pass from T.Tagovailoa (J.Sanders kick) (5-75, 2:04) | 24  | 7   |
| Dolphins | 2   | 0:20  | R.Mostert 1 yd. run (J.Sanders kick) (11-76, 5:35)                 | 31  | 7   |
| Dolphins | 3   | 9:36  | D.Achane 4 yd. run (J.Sanders kick) (9-75, 5:24)                   | 38  | 7   |
| Command  | 3   | 4:31  | S.Howell 13 yd. run (S.Howell-L. Thomas pass) (9-75, 5:05)         | 38  | 15  |
| Dolphins | 4   | 1:57  | D.Achane 2 yd. run (J.Sanders kick) (13-59, 7:50)                  | 45  | 15  |

Quarterback Tua Tagovailoa threw for 215 of his 280 yards passing in the first half and connected with wide receiver Tyreek Hill for two touchdowns of 60+ yards as Miami jumped out to a 31-7 halftime lead and eventually came away with a 45-15 victory over the Washington Commanders Sunday afternoon at FedExField.

Hill finished with five receptions for 157 yards (31.4 avg.) to help the Dolphins move to 9-3 for the first time since 2001.

Running back De'Von Achane added 73 rushing yards and two touchdowns while linebacker Andrew Van Ginkel totaled five tackles (four solo), two passes defended and a pick-six in his first start since Week 7.

The Dolphins defense held Commanders quarterback Sam Howell, the NFL's leader in passing yards through 12 weeks, to career lows in passing yards (127), yards per pass attempt (5.52), completion percentage (52.2) and passing first downs (5), and a season low in completions (12).

Tagovailoa started the day with a 78-yard touchdown pass to Hill on the team's third offensive play from scrimmage to go up 7-0.

After forcing a second straight punt on defense, the Dolphins drove into Washington territory again and a 49-yard field goal by Jason Sanders gave Miami a 10-0 lead with 3:39 to play in the first quarter.

On the next play from scrimmage, Van Ginkel picked off a screen pass from Howell and ran 33 yards the other way for a touchdown. Miami's 17-0 lead after 15 minutes tied its second-largest since at least 2000.

The Commanders gained just 33 total yards on their first four offensive drives but began to move the ball on their fifth. Howell scored, after two initial goal-line stops by Miami, on a quarterback sneak from the one-yard line to cut the Commanders' deficit to 17-7.

The Dolphins responded quickly. Five plays later, Tagovailoa completed a 60-yard touchdown pass to Hill to put Miami back up 17, 24-7.

After two quick scores on offense, the Dolphins put together an 11-play, 76-yard possession that took up 5:35 of game clock. Miami faced third-and-6 and third-and-12 on the drive but converted both times on passes to Hill for 20 yards and Jaylen Waddle for 16 yards. Running back Raheem Mostert then closed out the half with a one-yard touchdown run, his NFL-best 14th rushing score of the season, to put Miami up 31-7 at the break.

The Dolphins opened the second half with a nine-play, 75-yard scoring drive that saw Tagovailoa complete passes to five different receivers. Achane finished things off with a four-yard touchdown run to give Miami a 38-7 lead. Washington answered Achane's touchdown with a nine-play scoring drive of their own when Howell escaped a near-sack and scrambled around multiple Dolphins defenders for his second rushing score of the game. His two-point pass to tight end Logan Thomas made it a 38-15 game with 4:31 left in the third quarter.

The Dolphins capped off an explosive day of offense with a 13-play drive that chewed up 7:50 of fourth-quarter clock. After 11 consecutive runs and a toss to wide receiver River Cracraft, Achane scored his second touchdown on a fourth-and-2 run from the Washington two-yard line to complete the 45-15 win.

### GAME STATISTICS

#### RUSHING (Att-Yds-TD):

Miami: D. Achane 17-73-2, R. Mostert 11-43-1, J. Wilson 4-11, T. Hill 2-(-4).  
Washington: B. Robinson 7-53, A. Gibson 10-35, C. Rodriguez 7-29, S. Howell 4-21-2.

#### PASSING (A-C-Y-TD-INT):

Miami: T. Tagovailoa 24-18-280-2-0, M. White 1-1-3-0-0.  
Washington: S. Howell 23-12-127-0-1.

#### RECEIVING (Rec-Yds-TD):

Miami: T. Hill 5-157-2, J. Waddle 5-52, D. Achane 3-30, J. Hill 2-23, R. Cracraft 2-16, R. Mostert 1-8, A. Ingold 1-(-3).  
Washington: C. Samuel 4-65, A. Gibson 4-37, J. Dotson 2-23, C. Turner 1-2, D. Brown 1-0.

#### SACKS (Sk-Yds):

Miami: Z. Sieler 1.5-10.5, E. Ogbah 1.0-6, B. Chubb 0.5-3.5.  
Washington: None.

#### INTERCEPTIONS (Int-Yds-TD):

Miami: A. Van Ginkel 1-33-1.  
Washington: None.

#### FORCED FUMBLES:

Miami: D. Riley 1.  
Washington: None.

#### FUMBLE RECOVERIES (No-Yds-TD):

Miami: None.  
Washington: None.

#### TEAM STATS

|                                 | MIA        | WAS        |
|---------------------------------|------------|------------|
| TOTAL FIRST DOWNS               | 20         | 11         |
| By Rushing                      | 9          | 6          |
| By Passing                      | 10         | 5          |
| By Penalty                      | 1          | 0          |
| THIRD DOWN EFFICIENCY           | 7-13-53.8% | 6-14-42.9% |
| FOURTH DOWN EFFICIENCY          | 2-2-100.0% | 1-1-100.0% |
| TOTAL NET YARDS                 | 406        | 245        |
| Total Offensive Plays           | 59         | 54         |
| Average gain per offensive play | 6.9        | 4.5        |
| NET YARDS RUSHING               | 123        | 138        |
| Total Rushing Plays             | 34         | 28         |
| Average gain per rushing play   | 3.6        | 4.9        |
| NET YARDS PASSING               | 283        | 107        |
| Sacked-Yards                    | 0-0        | 3-20       |
| Gross yards passing             | 283        | 127        |
| ATTEMPTS-COMPLETIONS-INTS       | 25-19-0    | 23-12-1    |
| Avg. gain per pass play         | 11.3       | 4.1        |
| PUNTS NUMBER AND AVG.           | 3-42.3     | 5-42.8     |
| Net Punting Average             | 38.7       | 41.4       |
| TOTAL RETURN YARDAGE            | 40         | 11         |
| No. and Yards Punt Returns      | 2-7        | 1-11       |
| No. and Yards Kickoff Returns   | 0-0        | 0-0        |
| No. and Yards Int. Returns      | 1-33       | 0-0        |
| PENALTIES Number and Yards      | 2-15       | 3-31       |
| FUMBLES Number and Lost         | 0-0        | 1-0        |
| RED ZONE EFFICIENCY             | 3-3-100%   | 2-2-100%   |
| GOAL TO GO EFFICIENCY           | 3-3-100%   | 1-1-100%   |
| TIME OF POSSESSION              | 32:16      | 27:44      |



# 2023 GAME RECAPS

WEEK 14

DEC. 11, 2023 | MIAMI GARDENS, FLA.  
HARD ROCK STADIUM  
ATTENDANCE: 66,068 | TV: ESPN

TENNESSEE 28

MIAMI 27

## SCORING SUMMARY

|           | 1 | 2  | 3 | 4  | F  |
|-----------|---|----|---|----|----|
| Tennessee | 0 | 10 | 3 | 15 | 28 |
| Miami     | 7 | 0  | 3 | 17 | 27 |

## SCORING DRIVES

| TEAM     | QTR | TIME  | PLAY (EXTRA POINT)   | (DRIVE INFO) | TEN | MIA |
|----------|-----|-------|--|--------------|-----|-----|
| Dolphins | 1   | 8:25  | Z.Sieler 5 yd. interception return (J.Sanders kick)                              |              | 0   | 7   |
| Titans   | 2   | 6:53  | D.Henry 1 yd. run (N.Folk kick) (14-86, 7:13)                                    |              | 7   | 7   |
| Titans   | 2   | 0:00  | N.Folk 28 yd. Field Goal (6-69, 0:28)  |              | 10  | 7   |
| Dolphins | 3   | 9:35  | J.Sanders 20 yd. Field Goal (11-77, 5:25)  |              | 10  | 10  |
| Titans   | 3   | 0:09  | N.Folk 23 yd. Field Goal (12-60, 5:44)   |              | 13  | 10  |
| Dolphins | 4   | 12:37 | J.Sanders 31 yd. Field Goal (7-59, 2:32)   |              | 13  | 13  |
| Dolphins | 4   | 5:34  | R.Mostert 3 yd. run (J.Sanders kick) (2-7, 0:33)                                 |              | 13  | 20  |
| Dolphins | 4   | 4:34  | R.Mostert 5 yd. run (J.Sanders kick) (2-12, 0:54)                                |              | 13  | 27  |
| Titans   | 4   | 2:40  | D.Hopkins 3 yd. pass from W.Lewis (W.Lewis-N.Westbrook-Ikhine pass) (9-75, 1:54) |              | 21  | 27  |
| Titans   | 4   | 1:49  | D.Henry 3 yd. run (N.Folk kick) (4-64, 0:26)                                     |              | 28  | 27  |

After a back-and-forth offensive struggle through three-plus quarters, momentum swung Miami's way when two Titans fumbles turned into two Dolphins touchdowns and a 27-13 lead with 4:34 left in the game. But Tennessee rallied to score 15 points after that and stopped Miami's offense twice in the final 2:40 to pull off a 28-27 win on Monday Night Football.

The Dolphins offense could not find the end zone for the first 55+ minutes of action. Miscues including a fumble and failed third-down conversion on two trips to the Tennessee two-yard line, along with a blocked field goal, left points off the board and the Titans in the game.

Despite the missed opportunities, Miami still found itself with a two-score lead late in the game thanks to a muffed punt and an errant backwards pass by Tennessee.

The errors gave the Dolphins starting field position inside the Titans 15-yard line on back-to-back drives and running back Raheem Mostert capitalized with two rushing touchdowns in a span of 60 seconds.

The lead did not last long though as Titans quarterback Will Levis led a nine-play, 75-yard scoring drive in 1:54 (plus a two-point conversion), and a four-play, 64-yard scoring drive in 26 seconds to take a 28-27 lead with 1:49 to play.

Miami, meanwhile, went three-and-out and was stopped on fourth down last on two possessions.

Quarterback Tua Tagovailoa completed 23-of-33 passes for 240 yards. Mostert rushed for 96 yards on 21 attempts (4.6 avg.) and tied Ricky Williams (16 in 2002) for the most rushing touchdowns in a season in franchise history.

The Dolphins defense started strong with a three-and-out on the game's opening possession and a turnover on the next. On third-and-11, defensive tackle Zach Sieler jumped in front of a quick pass intended for Titans running back Tyjae Spears and ran it back five yards for the Dolphins' fourth pick-six of the season and third in as many games.

In the second quarter, Titans running back Derrick Henry capped off a 14-play, 86-yard drive with a one-yard touchdown run out of the Wildcat formation to tie the game at 7-7 with 6:53 left in the half. Each team then had field goal opportunities later in the period. Miami's 44-yard attempt was blocked and Tennessee's kick went through the uprights from 28 yards away to give the Titans a 10-7 lead entering halftime.

Kicker Jason Sanders converted a 20-yard field goal to tie the game at 10-10 but the Titans answered with a 23-yard field goal to retake a three-point lead.

Early in the fourth quarter, Miami again marched the ball inside the Titans 10-yard line. The offense would not get any closer though. Sanders' 31-yard field goal tied the game again at 13-13 with 12:37 to play.

The Dolphins went on to score 14 straight points but surrendered 15 on the Titans last two possessions to drop to 9-4 on the season and 5-1 at home.

## GAME STATISTICS

### RUSHING (Att-Yds-TD):

Tennessee: D. Henry 17-34-2, T. Spears 7-29, W. Levis 4-15, T. Burks 1-5.  
Miami: R. Mostert 21-96-2, D. Achane 7-47, T. Tagovailoa 3-15.

### PASSING (A-C-Y-TD-INT):

Tennessee: W. Levis 38-23-327-1-1.  
Miami: T. Tagovailoa 33-23-240-0-0.

### RECEIVING (Rec-Yds-TD):

Tennessee: D. Hopkins 7-124-1, T. Spears 6-89, C. Okonkwo 5-46, N. Westbrook-Ikhine 2-28, C. Moore 1-22, D. Henry 1-17, T. Burks 1-1.  
Miami: J. Waddle 6-79, D. Achane 5-24, T. Hill 4-61, C. Wilson Jr. 2-30, D. Smythe 2-16, B. Berrios 2-13, A. Ingold 1-13, R. Mostert 1-4.

### SACKS (Sk-Yds):

Tennessee: H. Landry 3.0-22, J. Johnson 1.0-5, A. Key 1.0-5.  
Miami: C. Wilkins 1.0-7.

### INTERCEPTIONS (Int-Yds-TD):

Tennessee: None.  
Miami: Z. Sieler 1-5-1.

### FORCED FUMBLES:

Tennessee: J. Johnson 1.  
Miami: B. Jones 1.

### FUMBLE RECOVERIES (No-Yds-TD):

Tennessee: T. McLendon 1-0.  
Miami: E. Campbell 1-0, B. Chubb 1-0.

| TEAM STATS                      | TEN        | MIA        |
|---------------------------------|------------|------------|
| TOTAL FIRST DOWNS               | 22         | 20         |
| By Rushing                      | 5          | 10         |
| By Passing                      | 16         | 9          |
| By Penalty                      | 1          | 1          |
| THIRD DOWN EFFICIENCY           | 5-13-38.5% | 4-13-30.8% |
| FOURTH DOWN EFFICIENCY          | 0-0-0.0%   | 0-1-0.0%   |
| TOTAL NET YARDS                 | 403        | 366        |
| Total Offensive Plays           | 68         | 69         |
| Average gain per offensive play | 5.9        | 5.3        |
| NET YARDS RUSHING               | 83         | 158        |
| Total Rushing Plays             | 29         | 31         |
| Average gain per rushing play   | 2.9        | 5.1        |
| NET YARDS PASSING               | 320        | 208        |
| Sacked-Yards                    | 1-7        | 5-32       |
| Gross yards passing             | 327        | 240        |
| ATTEMPTS-COMPLETIONS-INTS       | 38-23-1    | 33-23-0    |
| Avg. gain per pass play         | 8.2        | 5.5        |
| PUNTS NUMBER AND AVG.           | 5-48.8     | 5-47.0     |
| Net Punting Average             | 44.8       | 41.0       |
| TOTAL RETURN YARDAGE            | 30         | 5          |
| No. and Yards Punt Returns      | 4-30       | 0-0        |
| No. and Yards Kickoff Returns   | 1-23       | 4-99       |
| No. and Yards Int. Returns      | 0-0        | 1-5        |
| PENALTIES Number and Yards      | 9-59       | 7-61       |
| FUMBLES Number and Lost         | 3-2        | 2-1        |
| RED ZONE EFFICIENCY             | 3-5-60%    | 2-5-40%    |
| GOAL TO GO EFFICIENCY           | 2-4-50%    | 1-4-25%    |
| TIME OF POSSESSION              | 27:36      | 32:24      |





## 2023 GAME RECAPS

WEEK 15

DEC. 17, 2023 | MIAMI GARDENS, FLA.  
HARD ROCK STADIUM  
ATTENDANCE: 65,967 | TV: CBS

N.Y. JETS 0

MIAMI 30

### SCORING SUMMARY

|           | 1 | 2  | 3 | 4 | F  |
|-----------|---|----|---|---|----|
| N.Y. Jets | 0 | 0  | 0 | 0 | 0  |
| Miami     | 7 | 17 | 3 | 3 | 30 |

### SCORING DRIVES

| TEAM     | QTR | TIME  | PLAY (EXTRA POINT) (DRIVE INFO)                                      | NYJ | MIA |
|----------|-----|-------|--|-----|-----|
| Dolphins | 1   | 7:37  | R.Mostert 2 yd. run (J.Sanders kick) (3-1, 1:28)                     | 0   | 7   |
| Dolphins | 2   | 13:56 | J.Sanders 37 yd. Field Goal (9-22, 6:27)                             | 0   | 10  |
| Dolphins | 2   | 7:42  | J.Waddle 60 yd. pass from T.Tagovailoa (J.Sanders kick) (1-60, 0:09) | 0   | 17  |
| Dolphins | 2   | 1:03  | R.Mostert 1 yd. run (J.Sanders kick) (11-80, 4:24)                   | 0   | 24  |
| Dolphins | 3   | 8:36  | J.Sanders 27 yd. Field Goal (9-41, 5:21)                             | 0   | 27  |
| Dolphins | 4   | 11:42 | J.Sanders 35 yd. Field Goal (12-42, 7:43)                            | 0   | 30  |

Quarterback Tua Tagovailoa threw for 224 yards and a touchdown, wide receiver Jaylen Waddle and running back Raheem Mostert combined for three scores and the Dolphins defense posted its first shutout of the season in a dominant 30-0 win over the New York Jets.

With the NFL's receiving yards leader wide receiver Tyreek Hill sidelined due to injury, Waddle rose to the occasion with eight receptions for 142 yards (17.8 avg.) and a touchdown. Tagovailoa completed 21 of his 24 passes (87.5 percent).

Mostert added two rushing touchdowns to set new franchise records for total touchdowns scored in season (20) and rushing touchdowns in a season (18).

Linebacker Bradley Chubb tied his career high in tackles (7) and sacks (3.0) and set a new career-high with two forced fumbles to help the Dolphins secure their first shutout win since a 24-0 victory over the Jets on Oct. 18, 2020.

Miami's defense held the Jets to just 103 total yards, the second-fewest yards allowed by the Dolphins in franchise history, and did not allow a rushing first down for the first time since Sept. 30, 2012 against Arizona.

Just six days removed from his early-first-quarter pick-six against Tennessee, defensive tackle Zach Sieler made another big play on the Jets opening drive to get things started for Miami. On first-and-10 from the Jets 24-yard line, linebacker Bradley Chubb and defensive tackle Christian Wilkins stripped sacked quarterback Zach Wilson and Sieler recovered the ball at the four-yard line before getting tackled at the one-yard line.

On third-and-goal, Mostert took the handoff from quarterback Tua Tagovailoa, cut to the outside and ran into the end zone untouched to break wide receiver Mark Clayton's 39-year record of 18 touchdowns scored in 1984, and running back Ricky Williams' record of 16 rushing touchdowns set in 2002.

Several minutes later on fourth-and-4 from their own 42-yard line, the Jets tried to fake a punt with a direct snap to safety Ashtyn Davis but he was stopped for a one-yard loss by Wilkins and fellow defensive tackle Raekwon Davis.

Miami turned the short field position into a 37-yard field goal from Jason Sanders to take a 10-0 lead with 13:56 to play in the second quarter. Later in the period, Sieler sacked Wilson for a six-yard loss and forced the Jets to punt for the third straight possession.

On the Dolphins next play from scrimmage, Waddle got behind Jets cornerback D.J. Reed on a deep route and Tagovailoa placed the ball perfectly in stride for a 60-yard touchdown pass to extend Miami's lead to 17-0 with 7:42 remaining in the half.

Another Jets punt led to an 11-play, 80-yard drive that resulted in a Mostert rushing touchdown and a 24-0 Miami lead with just over a minute before the halftime break. The Dolphins outgained the Jets 197-4 in the first half and tallied 5.0 sacks, which tied the franchise's most in the first half of a game since at least 1991.

New York did not enter the red zone in the game and moved the ball into Dolphins territory on just two of their 10 possessions.

Sanders added two field goals in the second half to finish off the 30-0 win.

Safety Brandon Jones tallied five tackles and two interceptions and six Dolphins defenders recorded at least a half-sack. Miami held the Jets to 23 rushing yards, the lowest rushing output in any game by an NFL team this season.

### GAME STATISTICS

#### RUSHING (Att-Yds-TD):

N.Y. Jets: Bre. Hall 6-12, I. Abanikanda 4-8, D. Cook 1-4, A. Davis 1-(-1).

Miami: R. Mostert 15-42-2, D. Achane 9-32, J. Wilson 2-5, M. White 2-(-2).

#### PASSING (A-C-Y-TD-I):

N.Y. Jets: T. Siemian 26-14-110-0-2, Z. Wilson 11-4-26-0-0.

Miami: T. Tagovailoa 24-21-224-1-0, M. White 2-2-4-0-0.

#### RECEIVING (Rec-Yds-TD):

N.Y. Jets: T. Conklin 4-18, G. Wilson 3-29, A. Lazard 3-21, X. Gipson 2-29, J. Ruckert 2-16, I. Abanikanda 2-11.

Bre. Hall 1-6, D. Cook 1-6.  
Miami: J. Waddle 8-142-1, D. Smythe 4-32, D. Achane 3-30, C. Claypool 2-8, C. Wilson 2-2, R. Mostert 2-1, B. Berrios 1-12, J. Wilson 1-1.

#### SACKS (Sk-Yds):

N.Y. Jets: B. Huff 1.0-5, S. Thomas 1.0-2, W. McDonald 0.5-4, Q. Williams 0.5-4.

Miami: B. Chubb 3.0-34, Z. Sieler 1.0-6, C. Wilkins 0.5-10, A. Van Ginkel 0.5-5, E. Ogbah 0.5-0.5, D. Riley 0.5-0.5.

#### INTERCEPTIONS (Int-Yds-TD):

N.Y. Jets: None.  
Miami: B. Jones 2-40.

#### FORCED FUMBLES:

N.Y. Jets: None.  
Miami: B. Chubb 2.

#### FUMBLE RECOVERIES (No-Yds-TD):

N.Y. Jets: None.  
Miami: Z. Sieler 1-3, B. Chubb 1-0.

#### TEAM STATS

|                                 | NYJ        | MIA        |
|---------------------------------|------------|------------|
| TOTAL FIRST DOWNS               | 11         | 16         |
| By Rushing                      | 0          | 5          |
| By Passing                      | 9          | 9          |
| By Penalty                      | 2          | 2          |
| THIRD DOWN EFFICIENCY           | 5-13-38.5% | 6-15-40.0% |
| FOURTH DOWN EFFICIENCY          | 0-2-0.0%   | 2-2-100.0% |
| TOTAL NET YARDS                 | 103        | 290        |
| Total Offensive Plays           | 55         | 57         |
| Average gain per offensive play | 1.9        | 5.1        |
| NET YARDS RUSHING               | 23         | 77         |
| Total Rushing Plays             | 12         | 28         |
| Average gain per rushing play   | 1.9        | 2.8        |
| NET YARDS PASSING               | 80         | 213        |
| Sacked-Yards                    | 6-56       | 3-15       |
| Gross yards passing             | 136        | 228        |
| ATTEMPTS-COMPLETIONS-INTS       | 37-18-2    | 26-23-0    |
| Avg. gain per pass play         | 1.9        | 7.3        |
| PUNTS NUMBER AND AVG.           | 5-53.4     | 4-35.8     |
| Net Punting Average             | 42.8       | 35.8       |
| TOTAL RETURN YARDAGE            | 0          | 93         |
| No. and Yards Punt Returns      | 0-0        | 4-53       |
| No. and Yards Kickoff Returns   | 0-0        | 0-0        |
| No. and Yards Int. Returns      | 0-0        | 2-40       |
| PENALTIES Number and Yards      | 7-55       | 9-65       |
| FUMBLES Number and Lost         | 2-2        | 0-0        |
| RED ZONE EFFICIENCY             | 0-0-0%     | 2-5-40%    |
| GOAL TO GO EFFICIENCY           | 0-0-0%     | 2-2-100%   |
| TIME OF POSSESSION              | 23:39      | 36:21      |



## 2023 GAME RECAPS

WEEK 16

DEC. 24, 2023 | MIAMI GARDENS, FLA.  
HARD ROCK STADIUM  
ATTENDANCE: 66,410 | TV: FOX

| DALLAS 20 | MIAMI 22 |
|-----------|----------|
|-----------|----------|

| SCORING SUMMARY |   |    |   |    |    |
|-----------------|---|----|---|----|----|
|                 | 1 | 2  | 3 | 4  | F  |
| Dallas          | 7 | 0  | 3 | 10 | 20 |
| Miami           | 3 | 10 | 6 | 3  | 22 |

Kicker Jason Sanders hadn't attempted five field goals in a game since 2020. In a Christmas Eve showdown between two 10-4 teams, he converted all five of his kicks, three from over 50 yards out and the fifth from 29 yards away as time expired to give Miami a thrilling 22-20 victory over the Dallas Cowboys and clinch the team's second consecutive playoff berth.

Quarterback Tua Tagovailoa was 4-of-5 for 31 yards on the game-winning drive and running back Jeff Wilson Jr. rushed for 14 yards and a key first down on three carries to help run out the clock to set up Sanders and give Miami its first 11-win season since 2008.

The Dolphins defense sacked Cowboys quarterback Dak Prescott four times and began the game with a huge turnover when safety Brandon Jones recovered Prescott's fumble on first-and-goal from the 1-yard line.

That turnover led to Sanders' first made field goal of the night, a career-long 57-yard kick.

Dallas quickly responded though as Prescott started his next drive with a 22-yard completion to Lamb, who ended the drive two plays later on a 49-yard catch and run that gave Dallas a 7-3 lead with 1:30 left in the first quarter.

After that quick touchdown, it was Miami that took control of the game and outgained Dallas 128-8 in the second quarter.

Another Sanders field goal and a 4-yard touchdown pass from Tagovailoa to running back Raheem Mostert just before halftime gave Miami a 13-7 cushion at the break.

Sanders then connected on a 54-yard field goal to put the Dolphins back up nine, 16-7 with 8:59 to play in the third quarter.

It was the first of four straight field goals - two from each team - in the second half. Cowboys kicker Brandon Aubrey answered with a 43-yard kick to cut Dallas' deficit to 16-10 with 5:28 to play in the third quarter.

A 35-yard field goal from Sanders followed by a 33-yard boot from Aubrey kept Miami's lead at six points with 12:31 remaining in the game.

The Dolphins' opportunity to regain a two-score lead came and went in three plays and the defense returned to the field. Dallas then went on a lengthy 17-play, 69-yard scoring drive that took up 7:39 of game time.

On the Cowboys' seventh play inside the Miami 7-yard line, Prescott found wide receiver Brandin Cooks in the left corner of the end zone for an eight-yard touchdown pass to take a 20-19 lead with 3:27 left in the game.

Tagovailoa, who completed 24-of-37 passes (64.9 pct.) for 293 yards and one touchdown, then orchestrated his eighth-career game-winning drive (12 plays and 64 yards) and for the second time in two years, Sanders used his leg to send Miami to the postseason.

| SCORING DRIVES |     |       |  |     |     |
|----------------|-----|-------|--|-----|-----|
| TEAM           | QTR | TIME  | PLAY (EXTRA POINT) (DRIVE INFO)                                      | DAL | MIA |
| Dolphins       | 1   | 2:50  | J.Sanders 57 yd. Field Goal (10-59, 4:27)                            | 0   | 3   |
| Cowboys        | 1   | 1:30  | C.Lamb 49 yd. pass from D.Prescott (B.Aubrey kick) (3-75, 1:20)      | 7   | 3   |
| Dolphins       | 2   | 4:31  | J.Sanders 52 yd. Field Goal (6-31, 2:50)                             | 7   | 6   |
| Dolphins       | 2   | 0:17  | R.Mostert 4 yd. pass from T.Tagovailoa (J.Sanders kick) (8-71, 2:06) | 7   | 13  |
| Dolphins       | 3   | 8:59  | J.Sanders 54 yd. Field Goal (5-24, 2:54)                             | 7   | 16  |
| Cowboys        | 3   | 5:28  | B.Aubrey 43 yd. Field Goal (6-50, 3:31)                              | 10  | 16  |
| Dolphins       | 3   | 1:24  | J.Sanders 35 yd. Field Goal (9-58, 4:04)                             | 10  | 19  |
| Cowboys        | 4   | 12:31 | B.Aubrey 33 yd. Field Goal (10-60, 3:53)                             | 13  | 19  |
| Cowboys        | 4   | 3:27  | B.Cooks 8 yd. pass from D.Prescott (B.Aubrey kick) (17-69, 7:39)     | 20  | 19  |
| Dolphins       | 4   | 0:00  | J.Sanders 29 yd. Field Goal (12-64, 3:27)                            | 20  | 22  |

## GAME STATISTICS

| RUSHING (Att-Yds-TD):  |  | TEAM STATS                      |  | DAL        | MIA        |
|--|--|---------------------------------|--|------------|------------|
| Dallas: T. Pollard 12-38, D. Prescott 5-25, C. Lamb 2-14,            |  | TOTAL FIRST DOWNS               |  | 19         | 22         |
| B. Cooks 1-9, R. Dowdle 2-4, K. Turpin 1-4, H. Luepke 2-3.           |  | By Rushing                      |  | 7          | 4          |
| Miami: R. Mostert 11-46, D. Achane 7-24, J. Wilson 5-21,             |  | By Passing                      |  | 9          | 16         |
| J. Waddle 1-2, T. Tagovailoa 2-(-2).                                 |  | By Penalty                      |  | 3          | 2          |
| PASSING (A-C-Y-TD-Int):  |  | THIRD DOWN EFFICIENCY           |  | 4-12-33.3% | 6-13-46.2% |
| Dallas: D. Prescott 32-20-253-2-0.                                   |  | FOURTH DOWN EFFICIENCY          |  | 2-2-100.0% | 0-1-0.0%   |
| Miami: T. Tagovailoa 37-24-293-1-0.                                  |  | TOTAL NET YARDS                 |  | 339        | 375        |
| RECEIVING (Rec-Yds-TD):  |  | Total Offensive Plays           |  | 61         | 64         |
| Dallas: C. Lamb 6-118-1, J. Ferguson 4-45, J. Tolbert 2-51,          |  | Average gain per offensive play |  | 5.6        | 5.9        |
| B. Cooks 2-14-1, M. Gallup 2-4, H. Luepke 1-8, T. Pollard 1-5,       |  | NET YARDS RUSHING               |  | 97         | 91         |
| K. Turpin 1-4, L. Schoonmaker 1-4.                                   |  | Total Rushing Plays             |  | 25         | 26         |
| Miami: T. Hill 9-99, D. Smythe 5-36, C. Wilson 3-42, A. Ingold 2-12, |  | Average gain per rushing play   |  | 3.9        | 3.5        |
| J. Waddle 1-50, R. Chosen 1-19, D. Achane 1-7, J. Wilson 1-4,        |  | NET YARDS PASSING               |  | 242        | 284        |
| R. Mostert 1-4-1.  |  | Sacked-Yards                    |  | 4-11       | 1-9        |
| SACKS (Sk-Yds):  |  | Gross yards passing             |  | 253        | 293        |
| Dallas: D. Armstrong 0.5-4.5, M. Parsons 0.5-4.5.                    |  | ATTEMPTS-COMPLETIONS-INTS       |  | 32-20-0    | 37-24-0    |
| Miami: A. Van Ginkel 1.5-5.5, B. Chubb 1.5-3.5, Z. Sieler 1.0-2.     |  | Avg. gain per pass play         |  | 6.7        | 7.5        |
| INTERCEPTIONS (Int-Yds-TD):  |  | PUNTS NUMBER AND AVG.           |  | 3-59.3     | 2-55.5     |
| Dallas: None.  |  | Net Punting Average             |  | 48.7       | 54.5       |
| Miami: None.   |  | TOTAL RETURN YARDAGE            |  | 2          | 32         |
| FORCED FUMBLES:  |  | No. and Yards Punt Returns      |  | 1-2        | 2-32       |
| Dallas: None.  |  | No. and Yards Kickoff Returns   |  | 1-1        | 0-0        |
| Miami: None.   |  | No. and Yards Int. Returns      |  | 0-0        | 0-0        |
| FUMBLE RECOVERIES (No-Yds-TD):                                       |  | PENALTIES Number and Yards      |  | 6-38       | 5-33       |
| Dallas: None.  |  | FUMBLES Number and Lost         |  | 1-1        | 1-0        |
| Miami: B. Jones 1-0.   |  | RED ZONE EFFICIENCY             |  | 1-3-33%    | 1-4-25%    |
|  |  | GOAL TO GO EFFICIENCY           |  | 1-2-50%    | 1-3-33%    |
|  |  | TIME OF POSSESSION              |  | 31:02      | 28:58      |



## 2023 GAME RECAPS

WEEK 17

DEC. 31, 2023 | BALTIMORE, MD.  
M&T BANK STADIUM  
ATTENDANCE: 71,196 | TV: CBS

| MIAMI 19 | BALTIMORE 56 |
|----------|--------------|
|----------|--------------|

| SCORING SUMMARY |    |    |   |    |    |
|-----------------|----|----|---|----|----|
|                 | 1  | 2  | 3 | 4  | F  |
| Miami           | 10 | 3  | 0 | 6  | 19 |
| Baltimore       | 7  | 21 | 7 | 21 | 56 |

Miami traveled to M&T Bank Stadium hoping to knock off a Baltimore Ravens squad with the best record in the NFL. Through 15 minutes, the Dolphins were moving the ball well on offense, had forced a punt on defense and led 10-7. With just over three minutes to play in the first half, Miami no longer led, but trailed just 14-13 after a field goal from kicker Jason Sanders. That's when the game unraveled.

The Dolphins offense stalled and Baltimore scored 21 straight points in under 4:30 of game time spanning from the end of the first half to the start of the third quarter to open up a 35-13 lead.

Miami got back within two possessions early in the fourth quarter on a one-yard touchdown pass from quarterback Tua Tagovailoa to running back De'Von Achane, but would not get any closer. The Ravens added three touchdowns in the final 10 minutes to win 56-19.

Tagovailoa passed for 237 yards, two touchdowns and two interceptions while Achane tallied 14 carries for a game-high 107 yards (7.6 avg.) and added four receptions for 30 yards (7.5 avg.) and a touchdown, his 10th total score of the season.

Wide receiver Tyreek Hill led Miami with six receptions for 76 yards (12.7 avg.), bringing his season total to 1,717, a new franchise record.

The Dolphins got the quick start they were looking for as four of the team's first five offensive plays went for 12+ yards. Tagovailoa then delivered an eight-yard pass to wide receiver Cedrick Wilson Jr. on third-and-goal to put Miami up 7-0.

Baltimore responded immediately with a similarly efficient drive and quarterback Lamar Jackson tied the game with a 20-yard touchdown pass to Justice Hill.

Just as Miami looked like it would score another quick touchdown on its second drive, Baltimore caught a break as Hill beat his defender but bobbled a would-be touchdown catch.

Miami settled for a 27-yard field goal to go up 10-7 with 3:39 left to play in the first quarter.

After Baltimore took the lead on a one-yard run from running back Gus Edwards, Sanders connected on his second field goal - this one from 38 yards out - to cut Miami's deficit to 14-13 with just over three minutes remaining in the half.

Baltimore then forced three takeaways and used a strong display from Jackson, who finished with five touchdown passes and a perfect 158.3 passer rating, to outscore Miami 42-6 the rest of the way and get the win.

### SCORING DRIVES

| TEAM     | QTR | TIME  | PLAY (EXTRA POINT) (DRIVE INFO)                                     | MIA | BAL |
|----------|-----|-------|---|-----|-----|
| Dolphins | 1   | 11:00 | C.Wilson 8 yd. pass from T.Tagovailoa (J.Sanders kick) (8-75, 4:00) | 7   | 0   |
| Ravens   | 1   | 6:39  | J.Hill 20 yd. pass from L.Jackson (J.Tucker kick) (7-75, 4:21)      | 7   | 7   |
| Dolphins | 1   | 3:39  | J.Sanders 27 yd. Field Goal (6-65, 3:00)                            | 10  | 7   |
| Ravens   | 2   | 6:56  | G.Edwards 1 yd. run (J.Tucker kick) (10-89, 5:50)                   | 10  | 14  |
| Dolphins | 2   | 3:10  | J.Sanders 38 yd. Field Goal (11-49, 3:46)                           | 13  | 14  |
| Ravens   | 2   | 2:58  | Z.Flowers 75 yd. pass from L.Jackson (J.Tucker kick) (1-75, 0:12)   | 13  | 21  |
| Ravens   | 2   | 1:24  | I.Likely 35 yd. pass from L.Jackson (J.Tucker kick) (4-38, 0:26)    | 13  | 28  |
| Ravens   | 3   | 13:29 | I.Likely 7 yd. pass from L.Jackson (J.Tucker kick) (3-18, 1:31)     | 13  | 35  |
| Dolphins | 4   | 13:57 | D.Achane 1 yd. pass from T.Tagovailoa (pass failed) (14-78, 6:42)   | 19  | 35  |
| Ravens   | 4   | 9:38  | P.Ricard 4 yd. pass from L.Jackson (J.Tucker kick) (7-75, 4:19)     | 19  | 42  |
| Ravens   | 4   | 4:11  | M.Gordon 7 yd. run (J.Tucker kick) (6-32, 3:44)                     | 19  | 49  |
| Ravens   | 4   | 2:28  | C.Kolar 19 yd. pass from T.Huntley (J.Tucker kick) (3-8, 1:35)      | 19  | 56  |

### GAME STATISTICS

#### RUSHING (Att-Yds-TD):

Miami: D. Achane 14-107, J. Wilson 3-21, T. Tagovailoa 2-14, C. Brooks 4-12, T. Hill 1-0, M. White 1-0.  
Baltimore: G. Edwards 16-68-1, J. Hill 3-48, L. Jackson 6-35, M. Gordon 6-10-1, T. Huntley 1-(-1).

#### PASSING (A-C-Y-TD-INT):

Miami: T. Tagovailoa 38-22-237-2-2.  
Baltimore: L. Jackson 21-18-321-5-0, T. Huntley 1-1-19-1-0.

#### RECEIVING (Rec-Yds-TD):

Miami: T. Hill 6-76, D. Achane 4-30-1, D. Smythe 3-54, J. Wilson 3-13, C. Wilson 2-27-1, B. Berrios 2-10, A. Ingold 1-18, J. Hill 1-9.  
Baltimore: J. Hill 5-64-1, R. Bateman 4-54, Z. Flowers 3-106-1, I. Likely 2-42-2, N. Agholor 2-18, O. Beckham 1-33, C. Kolar 1-19-1, P. Ricard 1-4-1.

#### SACKS (Sk-Yds):

Miami: J. Sieler 1.0-9.  
Baltimore: J. Madubuike 1.0-6, O. Oweh 1.0-5, K. Van Noy 1.0-5.

#### INTERCEPTIONS (Int-Yds-TD):

Miami: None.  
Baltimore: R. Smith 1-30, G. Stone 1-4.

#### FORCED FUMBLES:

Miami: J. Sieler 1.  
Baltimore: None.

#### FUMBLE RECOVERIES (No-Yds-TD):

Miami: J. Holland 1-4.  
Baltimore: T. Simpson 1-10.

| TEAM STATS                      | MIA        | BAL        |
|---------------------------------|------------|------------|
| TOTAL FIRST DOWNS               | 20         | 24         |
| By Rushing                      | 6          | 8          |
| By Passing                      | 13         | 15         |
| By Penalty                      | 1          | 1          |
| THIRD DOWN EFFICIENCY           | 6-15-40.0% | 4-7-57.1%  |
| FOURTH DOWN EFFICIENCY          | 2-4-50.0%  | 1-1-100.0% |
| TOTAL NET YARDS                 | 375        | 491        |
| Total Offensive Plays           | 66         | 55         |
| Average gain per offensive play | 5.7        | 8.9        |
| NET YARDS RUSHING               | 154        | 160        |
| Total Rushing Plays             | 25         | 32         |
| Average gain per rushing play   | 6.2        | 5.0        |
| NET YARDS PASSING               | 221        | 331        |
| Sacked-Yards                    | 3-16       | 1-9        |
| Gross yards passing             | 237        | 340        |
| ATTEMPTS-COMPLETIONS-INTS       | 38-22-2    | 22-19-0    |
| Avg. gain per pass play         | 5.4        | 14.4       |
| PUNTS NUMBER AND AVG.           | 3-52.7     | 2-35.5     |
| Net Punting Average             | 44.0       | 35.5       |
| TOTAL RETURN YARDAGE            | 0          | 40         |
| No. and Yards Punt Returns      | 0-0        | 1-6        |
| No. and Yards Kickoff Returns   | 3-74       | 2-101      |
| No. and Yards Int. Returns      | 0-0        | 2-34       |
| PENALTIES Number and Yards      | 5-37       | 7-45       |
| FUMBLES Number and Lost         | 1-1        | 1-1        |
| RED ZONE EFFICIENCY             | 2-3-67%    | 5-5-100%   |
| GOAL TO GO EFFICIENCY           | 2-2-100%   | 5-5-100%   |
| TIME OF POSSESSION              | 29:37      | 30:23      |



# 2023 GAME RECAPS

WEEK 18

JAN. 7, 2024 | MIAMI GARDENS, FLA.  
HARD ROCK STADIUM  
ATTENDANCE: 66,292 | TV: NBC

|            |          |
|------------|----------|
| BUFFALO 21 | MIAMI 14 |
|------------|----------|

| SCORING SUMMARY |   |    |   |    |    |
|-----------------|---|----|---|----|----|
|                 | 1 | 2  | 3 | 4  | F  |
| Buffalo         | 0 | 7  | 0 | 14 | 21 |
| Miami           | 0 | 14 | 0 | 0  | 14 |

The Miami Dolphins came into Sunday night's regular season finale with a chance to clinch the AFC East and the two seed in the AFC Playoffs. Entering the fourth quarter, that goal was well within reach. The Dolphins defense had just forced their third turnover of the game and a 15-yard pass from quarterback Tua Tagovailoa to wide receiver Tyreek Hill gave the offense first-and-10 at its own 42-yard line with a 14-7 lead and 15 minutes left to play.

But penalties quickly forced a punt, which Buffalo wide receiver Deonte Harty returned 96 yards to tie the game.

Miami's next possession lasted three plays and picked up just one yard and the Bills marched down the field for what would end up being the game-winning touchdown.

The Dolphins built their 14-7 halftime lead through a balanced offensive attack and opportunistic defensive play that resulted in two interceptions in the end zone and another goal line stop.

Tagovailoa was an efficient 9-of-13 for 123 yards passing, one touchdown and one interception in the first half. Miami also posted its second-most carries (17) and tied its third-most rushing yards (101) in the first half of a game this season. In the second half, however, the Dolphins managed just seven rushing yards on three attempts.

The offense ended the first half with back-to-back touchdown drives but was shut out in the second half, as they were outgained 187-57 and were 0-for-4 on third down over the final 30 minutes.

The first quarter ended 0-0 after the two team's four offensive drives ended in three interceptions and one punt.

The Dolphins broke a scoreless tie on their third drive of the game when rookie running back De'Von Achane rushed to the right, made a defender miss and continued all the way to the end zone for a 25-yard touchdown, his 11th total score this season.

The Bills tied the game with 4:31 left in the half on a broken play as quarterback Josh Allen's pass ricocheted off linebacker Andrew Van Ginkel's helmet and into the hands of wide receiver Trent Sherfield, who kept both feet in bounds for a six-yard touchdown grab.

With Buffalo receiving the second-half kickoff, the Dolphins offense embarked on a crucial drive towards the end of the second quarter.

Coming out of the two-minute warning, Tagovailoa faced a key third-and-three from the Buffalo 36-yard line and completed a 24-yard pass to wide receiver Cedrick Wilson Jr. to move the chains.

An eight-yard completion to Hill set up third-and-one from the Buffalo 37-yard line. Tagovailoa went right back to Hill with a quick pass to the right side of the end zone to put Miami up 14-7 with 1:43 remaining before halftime.

Buffalo then moved the ball down to Miami's 11-yard line with 11 seconds left but would not score. Allen fired a pass to running back Tyler Johnson who was dragged down by cornerback Eli Apple and hit by linebacker Jerome Baker just shy of the goal line. With no timeouts left, the Bills could not get on the ball in time to stop the clock and the half ended with the Dolphins up seven.

Miami could not carry that momentum into the final two periods, however, as its five second-half drives resulted in four punts and an interception.

Buffalo scored the last 14 points of the game on Harty's punt return and a five-yard touchdown pass from Allen to tight end Dawson Knox to get the win.

## SCORING DRIVES

| TEAM     | QTR | TIME  | PLAY (EXTRA POINT)                  | (DRIVE INFO)                   | BUF | MIA |
|----------|-----|-------|-------------------------------------|--------------------------------|-----|-----|
| Dolphins | 2   | 8:51  | D.Achane 25 yd. run                 | (J.Sanders kick) (11-80, 6:19) | 0   | 7   |
| Bills    | 2   | 4:31  | T.Sherfield 6 yd. pass from J.Allen | (T.Bass kick) (7-75, 4:20)     | 7   | 7   |
| Dolphins | 2   | 1:43  | T.Hill 3 yd. pass from T.Tagovailoa | (J.Sanders kick) (9-75, 2:48)  | 7   | 14  |
| Bills    | 4   | 13:42 | D.Harty 96 yd. punt return          | (T.Bass kick)                  | 14  | 14  |
| Bills    | 4   | 7:16  | D.Knox 5 yd. pass from J.Allen      | (T.Bass kick) (8-74, 4:52)     | 21  | 14  |

## GAME STATISTICS

### RUSHING (Att-Yds-TD):

Buffalo: J. Allen 15-67, J. Cook 13-36, L. Fournette 7-20, T. Johnson 1-5.  
Miami: D. Achane 10-56-1, J. Wilson 9-45, T. Tagovailoa 1-7.

### PASSING (A-C-Y-TD-Int):

Buffalo: J. Allen 38-30-359-2-2.  
Miami: T. Tagovailoa 27-17-173-1-2.

### RECEIVING (Rec-Yds-TD):

Buffalo: S. Diggs 7-87, D. Kincaid 7-84, K. Shakir 6-105, T. Sherfield 3-24-1, J. Cook 3-16, D. Knox 2-22-1, D. Harty 1-12, T. Johnson 1-9.  
Miami: T. Hill 7-82-1, D. Smythe 3-30, B. Berrios 2-9, C. Wilson 1-24, R. Gracraft 1-18, D. Achane 1-5, C. Claypool 1-3, J. Hill 1-2.

### SACKS (Sk-Yds):

Buffalo: T. Dodson 1.0-6.  
Miami: M. Ingram 1.5-8, C. Wilkins 1.0-6, Z. Sieler 0.5-0.

### INTERCEPTIONS (Int-Yds-TD):

Buffalo: C. Benford 1-0, T. Rapp 1-0.  
Miami: E. Apple 1-8, D. Elliott 1-0.

### FORCED FUMBLES:

Buffalo: None.  
Miami: C. Wilkins 1.

### FUMBLE RECOVERIES (No-Yds-TD):

Buffalo: None.  
Miami: C. Wilkins 1-0.

| TEAM STATS                      | BUF        | MIA        |
|---------------------------------|------------|------------|
| TOTAL FIRST DOWNS               | 26         | 16         |
| By Rushing                      | 11         | 5          |
| By Passing                      | 14         | 9          |
| By Penalty                      | 1          | 2          |
| THIRD DOWN EFFICIENCY           | 9-15-60.0% | 4-10-40.0% |
| FOURTH DOWN EFFICIENCY          | 1-3-33.3%  | 0-0-0.0%   |
| TOTAL NET YARDS                 | 473        | 275        |
| Total Offensive Plays           | 77         | 48         |
| Average gain per offensive play | 6.1        | 5.7        |
| NET YARDS RUSHING               | 128        | 108        |
| Total Rushing Plays             | 36         | 20         |
| Average gain per rushing play   | 3.6        | 5.4        |
| NET YARDS PASSING               | 345        | 167        |
| Sacked Yards                    | 3-14       | 1-6        |
| Gross yards passing             | 359        | 173        |
| ATTEMPTS-COMPLETIONS-INTS       | 38-30-2    | 27-17-2    |
| Avg. gain per pass play         | 8.4        | 6.0        |
| PUNTS NUMBER AND AVG.           | 1-41.0     | 5-47.8     |
| Net Punting Average             | 41.0       | 28.6       |
| TOTAL RETURN YARDAGE            | 96         | 8          |
| No. and Yards Punt Returns      | 1-96       | 0-0        |
| No. and Yards Kickoff Returns   | 0-0        | 0-0        |
| No. and Yards Int. Returns      | 2-0        | 2-8        |
| PENALTIES Number and Yards      | 6-41       | 4-29       |
| FUMBLES Number and Lost         | 1-1        | 0-0        |
| RED ZONE EFFICIENCY             | 2-5-40%    | 1-1-100%   |
| GOAL TO GO EFFICIENCY           | 2-3-67%    | 0-0-0%     |
| TIME OF POSSESSION              | 38:07      | 21:53      |



## 2023 GAME RECAPS

### AFC WILD CARD

JAN. 13, 2023 | KANSAS CITY, MO  
ARROWHEAD STADIUM  
ATTENDANCE: 71,492 | TV: PEACOCK

| MIAMI 7     |  | KANSAS CITY 26 |   |   |   |    |
|-------------|--|----------------|---|---|---|----|
|             |  | 1              | 2 | 3 | 4 | F  |
| Miami       |  | 0              | 7 | 0 | 0 | 7  |
| Kansas City |  | 7              | 9 | 3 | 7 | 26 |

The Miami Dolphins season came to a close at Arrowhead Stadium with a 26-7 loss to the Kansas City Chiefs.

Miami showed its big-play ability on offense early in the second quarter with a 53-yard touchdown pass from quarterback Tua Tagovailoa to wide receiver Tyreek Hill, but otherwise struggled to move the ball against a Chiefs defense that finished the regular season ranked second in the NFL in total defense, scoring defense and sacks.

The Dolphins defense managed to hold Kansas City to just two touchdowns and kept the Chiefs lead to single digits for almost three and a half quarters.

The Dolphins could not claw back, however, as the offense finished just 1-for-12 on third down.

Hill led Miami in receiving with five catches for 62 yards (12.4 avg.) and scored the team's lone touchdown.

Despite allowing an 11-yard touchdown pass from quarterback Patrick Mahomes to wide receiver Rashee Rice on the Chiefs' first drive of the night, Miami's strong red zone defense from that point on kept the game within reach.

Down 13-7 with a chance to end the first half with a score and begin the second half with the ball, the Dolphins came up empty after a false start and a sack pushed the offense back 10 yards and forced a punt.

It was the first of three consecutive punts for Miami's offense from the end of the first half to the start of the third quarter. Those three drives gave the Chiefs an opportunity to extend their lead and they took full advantage.

Harrison Butker kicked his third field goal of the game with 18 seconds left in the first half and his fourth field goal on Kansas City's first drive of the second half. The Chiefs then followed up that 13-play scoring drive to start the half with a 14-play touchdown drive - both of which went for 69+ yards and took up a combined 12:33 of game clock - to open up a 26-7 lead and come away with the victory.

Rice and tight end Travis Kelce saw 22 of Kansas City's 34 targets and accounted for 201 of Mahomes' 262 passing yards.

Tagovailoa was 20-of-39 for 199 passing yards, one touchdown and one interception in his playoff debut while linebacker Duke Riley finished with a co-game-high 10 tackles.

| SCORING DRIVES |     |       |  |     |    |
|----------------|-----|-------|--|-----|----|
| TEAM           | QTR | TIME  | PLAY (EXTRA POINT) (DRIVE INFO)                                    | MIA | KC |
| Chiefs         | 1   | 11:05 | R.Rice 11 yd. pass from P.Mahomes (H.Butker kick) (9-69, 3:55)     | 0   | 7  |
| Chiefs         | 2   | 14:51 | H.Butker 28 yd. Field Goal (10-48, 3:12)                           | 0   | 10 |
| Dolphins       | 2   | 14:01 | T.Hill 53 yd. pass from T.Tagovailoa (J.Sanders kick) (2-62, 0:50) | 7   | 10 |
| Chiefs         | 2   | 7:36  | H.Butker 26 yd. Field Goal (12-72, 6:25)                           | 7   | 13 |
| Chiefs         | 2   | 0:18  | H.Butker 32 yd. Field Goal (7-47, 1:25)                            | 7   | 16 |
| Chiefs         | 3   | 7:49  | H.Butker 21 yd. Field Goal (13-69, 5:32)                           | 7   | 19 |
| Chiefs         | 4   | 11:06 | I.Pacheco 3 yd. run (H.Butker kick) (14-72, 7:01)                  | 7   | 26 |

### GAME STATISTICS

#### RUSHING (Att-Yds-TD):

Miami: R. Mostert 8-33, T. Tagovailoa 3-25, D. Achane 6-9, J. Waddle 1-9.  
Kansas City: I. Pacheco 24-89-1, P. Mahomes 2-41, C. Edwards-Helaire 7-21, M. Hardman 1-(-4).

#### PASSING (A-C-Y-TD-I):

Miami: T. Tagovailoa 39-20-199-1-1.  
Kansas City: P. Mahomes 41-23-262-1-0.

#### RECEIVING (Rec-Yds-TD):

Miami: T. Hill 5-62-1, C. Wilson 3-37, D. Achane 3-21, D. Smythe 3-12, R. Cracraft 2-33, J. Waddle 2-31, J. Wilson 1-6, R. Mostert 1-(-3).  
Kansas City: R. Rice 8-130-1, T. Kelce 7-71, Ju. Watson 2-20, N. Gray 1-20, M. Valdes-Scantling 1-8, R. James 1-6, C. Edwards-Helaire 1-5, M. Hardman 1-3, I. Pacheco 1-(-1).

#### SACKS (Sk-Yds):

Miami: None.  
Kansas City: G. Karlaftis 1.5-9, C. Jones 0.5-2.

#### INTERCEPTIONS (Int-Yds-TD):

Miami: None.  
Kansas City: M. Edwards 1-0.

#### FORCED FUMBLES:

Miami: E. Bonner 1, B. Jones 1.  
Kansas City: None.

#### FUMBLE RECOVERIES (No-Yds-TD):

Miami: D. Hand 1-1.  
Kansas City: None.

| TEAM STATS                      | MIA       | KC         |
|---------------------------------|-----------|------------|
| TOTAL FIRST DOWNS               | 13        | 25         |
| By Rushing                      | 5         | 8          |
| By Passing                      | 8         | 14         |
| By Penalty                      | 0         | 3          |
| THIRD DOWN EFFICIENCY           | 1-12-8.3% | 6-15-40.0% |
| FOURTH DOWN EFFICIENCY          | 3-6-50.0% | 1-1-100.0% |
| TOTAL NET YARDS                 | 264       | 409        |
| Total Offensive Plays           | 59        | 75         |
| Average gain per offensive play | 4.5       | 5.5        |
| NET YARDS RUSHING               | 76        | 147        |
| Total Rushing Plays             | 18        | 34         |
| Average gain per rushing play   | 4.2       | 4.3        |
| NET YARDS PASSING               | 188       | 262        |
| Sacked-Yards                    | 2-11      | 0-0        |
| Gross yards passing             | 199       | 262        |
| ATTEMPTS-COMPLETIONS-INTS       | 39-20-1   | 41-23-0    |
| Avg. gain per pass play         | 4.6       | 6.4        |
| PUNTS NUMBER AND AVG.           | 4-40.8    | 3-44.3     |
| Net Punting Average             | 40.5      | 37.7       |
| TOTAL RETURN YARDAGE            | 0         | 1          |
| No. and Yards Punt Returns      | 0-0       | 1-1        |
| No. and Yards Kickoff Returns   | 4-88      | 2-27       |
| No. and Yards Int. Returns      | 0-0       | 1-0        |
| PENALTIES Number and Yards      | 8-62      | 5-45       |
| FUMBLES Number and Lost         | 0-0       | 3-1        |
| RED ZONE EFFICIENCY             | 0-0-0%    | 2-6-33%    |
| GOAL TO GO EFFICIENCY           | 0-0-0%    | 1-3-33%    |
| TIME OF POSSESSION              | 25:55     | 34:05      |



**BIOS**





Stephen M. Ross, Chairman and Founder of Related Companies, the most prominent privately-owned real estate firm in the United States, first invested in the Miami Dolphins in February 2008, and in 2009, assumed the responsibilities of managing general partner of both the Miami Dolphins and Hard Rock Stadium. The role is the culmination of one of his long-held dreams -- Ross grew up in South Florida and the Dolphins have been a lifetime passion for him.

Throughout the Dolphins organization, Ross' ethos of building a first-class team on and off the field is etched deep. His \$730 million investment in Hard Rock Stadium and its surrounding properties has transformed the iconic venue into a global entertainment destination that showcases the best Miami has to offer. From world-class dining to arts, culture and luxury hospitality, Hard Rock Stadium now delivers an elevated guest experience that is unparalleled in professional sports. As a result of the privately-funded renovation, Hard Rock Stadium attracted and secured Super Bowl LIV -- which coincided with the 100th season of the NFL -- the 2021 and 2026 College Football Playoff National Championships, Formula 1® Crypto.com Miami Grand Prix, 2026 FIFA World Cup, major concerts, international soccer matches and a host of world-class events.

With football, Ross has demonstrated a steadfast commitment to provide coaches, support staff and players the necessary resources to build a winning team that will compete consistently for championships. He invested \$135 million into the state-of-the-art Baptist Health Training Complex, which opened in July 2021. Completed by Moss Construction with interior design by Rockwell Group and architecture by ROSSETTI, the 217,200 square-foot best-in-class venue was meticulously planned to create a contemporary, welcoming training environment for coaches, players, and staff. It includes a 92,200 square foot indoor field, two full natural grass outdoor fields, a two-story weight room with a cardio deck, a state-of-the-art hydrotherapy area, cryotherapy and isolation tanks and much more.

In the inaugural NFLPA Player Team Report Cards survey issued in 2023, which scored the player experience in a variety of categories, the Dolphins ranked second of 32 teams overall. As a result of Ross' investment, the Dolphins scored an A-or-higher rating in seven of the eight areas, including A+ scores in weight room, strength coaches, training room, training staff and locker room. Ross has also invested in the players' personal and professional development off the field, creating and funding the Dolphins Business Combine, an annual three-day event which allows players to meet with business leaders across a variety of industries and receive training on topics like personal finance, real estate and investments.

In 2016, Ross named Chris Grier as general manager and in 2019 gave him full control of football operations. The team has quickly improved under Grier's leadership, including four consecutive winning seasons, marking a first for the franchise since 2000-03. In 2022, Ross made an innovative hire at head coach, selecting Mike McDaniel, who at the time had not received a head coach interview request from another team. Ross identified McDaniel's ingenuity, authentic leadership and outside-the-box thinking as notable traits for a head coach, and in his first two years with the franchise, McDaniel led the team to the playoffs, something Miami had not done in more than 20 years.

Ross, as a sports entrepreneur, is known for his attention to detail and thinking outside the box. He is responsible for orchestrating El Clásico Miami -- the first-ever match between archrivals FC Barcelona and Real Madrid C.F. in North America -- which stands as the highest revenue grossing soccer match in U.S. history. When the Miami Open tennis tournament began to explore leaving its long-time home in Key Biscayne, Florida, Ross stepped in to propose hosting the tournament at Hard Rock Stadium, building a custom tennis complex that is now considered one of the best in professional tennis in terms of guest experience and player amenities.

In April 2021, Ross became the Chairman and Owner of the Formula 1® Crypto.com Miami Grand Prix. The circuit is 5.41km, has 19 corners, three straights and three DRS zones with an estimated top speed of 320km/h. Hard Rock Stadium sits at the heart of the circuit. Ross and Managing Partner of the Formula 1® Crypto.com Miami Grand Prix, Vice Chairman and CEO Tom Garfinkel worked with specialist designers to create a racetrack that provides great racing and unique fan experiences that are reflective of the diverse and dynamic nature of Miami. The inaugural race was named the Best New Event of 2022 by the Sports Business Journal, and in its first two years, the event has delivered an estimated economic impact of nearly \$800

million to the South Florida community.


Ross is deeply committed to supporting and uniting the community that supports the Dolphins. Under his stewardship, the Dolphins have raised more than \$64 million for local cancer research through the Dolphins Challenge Cancer. In June 2020, Ross and the Miami Dolphins Foundation announced a year-long Food Relief Program with a \$3 million investment and an additional \$1 million from the Lennar Foundation. The initiative provided 1,000 meals each day from Centerplate and local minority-owned restaurants to churches, community groups and those in need during the pandemic.

In August 2019, Ross was inducted into the National Football Foundation Leadership Hall of Fame. The prestigious award recognizes the country's most influential individuals who have ascended to the highest levels of success and exhibited the critical leadership qualities that transcend ordinary enterprises.

Furthermore, Ross has used his platform to harness the unifying power of sport to advance race relations across the country through the establishment of the nonprofit Ross Initiative in Sports for Equality (RISE). The organization's efforts have been so impactful that RISE was recognized in 2017 by ESPN's Humanitarian Awards with the Stuart Scott ENSPIRE Award. The award celebrates those who have taken risk and used an innovative approach to help the disadvantaged through the power of sports. Ross' efforts through RISE were honored as they personify the ethos of fairness, ethics, respect and fellowship with others. This also connects to Ross' vision of the Dolphins' FOOTBALL UNITES™ program to effectuate positive social change. Under his leadership, the Dolphins organization actively embraces the diversity and intersections that make up South Florida, working with groups to improve relationships and foster understanding. In February 2020, the Miami Dolphins were honored by the Fritz Pollard Alliance with the Paul J. Tagliabue Award for their leadership in advancing diversity. Ross was among Sports Business Journal's Leaders in Diversity and Inclusive Hiring honorees in March 2021.

In May 2013, Ross pledged to give more than half of his estate to philanthropic causes and charitable organizations, including South Florida-based institutions. The commitment was made through the Giving Pledge, a long-term global initiative that aims to inspire deeper engagement in philanthropy and increase charitable giving globally.

Ross graduated from the University of Michigan with a Bachelor of Business Administration degree and from Wayne State University Law School with a Juris Doctor degree. He later received a Master of Laws in Taxation from New York University School of Law. In 2004, the University of Michigan renamed its business school the Stephen M. Ross School of Business at the University of Michigan and in 2011, the school awarded him an honorary Doctor of Laws degree at its commencement.



Chris Grier is the general manager of the Miami Dolphins, a title he's held since 2016, and oversees personnel and all football operations for the club. The 2023 campaign marked his 24th season with the franchise, rising from area scout to national scout, director of college scouting and general manager during that time.

Miami has quickly made strides in the five years since Grier took over football operations. The Dolphins have posted four consecutive winning seasons from 2020-23, marking the first time the franchise has done this in more than 20 years. The Dolphins also reached the postseason in back-to-back seasons in 2022 and 2023, something Miami hadn't done since 2000-01.

Grier has utilized all avenues to acquire talented players. Of the 22 starters on the 2023 Dolphins roster, just over half (12) of them were drafted by Miami. Grier acquired nearly a third of the starters (6) via free agency and also added impact players via trade (wide receiver Tyreek Hill, linebacker Bradley Chubb and cornerback Jalen Ramsey) and waivers (defensive tackle Zach Sieler).

The 2023 Dolphins won 11 games for the first time since 2008. Miami led the NFL in total offense (401.3) for the first time since 1994 and ranked second in scoring offense (29.2). Miami also had a top 10 defense (10th, 318.3 yards allowed per game) for the first time since 2010. Quarterback Tua Tagovailoa, who Grier selected fifth overall in the 2020 NFL Draft, became the first Dolphin to lead the league in passing yards (4,624) since 1992 (Dan Marino). Hill, who Grier swung a blockbuster trade for in 2022, became the first Dolphin to ever

lead the league in receiving yards (1,799), which was a new single-season franchise record, surpassing his own mark of 1,710 from 2022. Running back Raheem Mostert, a free agent signing in 2022, also broke team records for rushing touchdowns (18) and total touchdowns (23).

Tagovailoa (4,624 passing yards), Mostert (1,012 rushing yards), Hill (1,799 receiving yards) and wide receiver Jaylen Waddle (1,014 receiving yards), who was drafted by Grier with the sixth overall pick in the 2021 NFL Draft, all hit major yardage milestones in 2023. It was the first time in Dolphins history the team had a 4,000-yard passer, 1,000-yard rusher and two 1,000-yard receivers in the same season. Mostert became the oldest 1,000-yard rusher in the NFL since 2018 (Adrian Peterson) and Waddle became the first player in team history with three straight 1,000-yard receiving seasons.

Defensively, the Dolphins shattered the team sacks record of 49.0 (1983 and 2005) with 56.0 sacks. Sieler, who Grier claimed off waivers from Baltimore in 2019, became the first Dolphins defensive tackle to ever top double-digit sacks (10.0) in a season. Sieler was signed to a contract extension shortly before the 2023 season. Chubb, who Grier traded for during the 2022 season, had 11.0 sacks, the most by a Dolphin since 2017 (Cameron Wake). It was the first time Miami had teammates with double-digit sacks in the same season since 2003.

Grier put together a 2023 roster that included 10 different players with a combined 33 Pro Bowl appearances, and six of the NFL's top 100 players according to the NFL's Top 100 list, as voted by the players.

Miami had six players selected to the Pro Bowl in 2023, tied for second-most in the AFC and tied for fourth-most in the NFL. Three of those selections were first-time Pro Bowl players in Tagovailoa, Mostert and fullback Alec Ingold, who Miami also signed as a free agent in 2022 and was extended at the start of the 2023 season. Hill was a unanimous first-team All-Pro selection and named to his eighth straight Pro Bowl. Grier traded for Ramsey in the 2023 offseason and he earned his seventh consecutive Pro Bowl selection despite missing the first seven games of the season due to injury. Miami's sixth Pro Bowl selection was tackle Terron Armstead, who Grier signed as an unrestricted free agent in 2022 and has been a captain and Pro Bowl selection in both seasons with the Dolphins.

The Dolphins finished the 2022 season with a 9-8 record and secured a playoff berth for the first time since 2016 and just the third time in the past 20 seasons. With a talented roster and under new head coach Mike McDaniel, the Dolphins finished with a top 10 total offense for the first time since 1995, ranking sixth (364.5 yards per game). Miami was second in yards per play (6.1) and fourth in passing offense (265.4) despite starting three different quarterbacks for multiple games for the first time since 2007 and playing the third-most difficult schedule (.537) in the NFL.

Tagovailoa had his best season to date in 2022, becoming the youngest NFL quarterback since Dan Marino in 1984 to lead the league in passer rating (105.5). Tagovailoa also led the NFL in red zone passer rating (112.2), third-down passer rating (130.1) and yards per attempt (8.9).

In Hill's first season with the team, he shattered his career highs and the franchise's single-season records for receiving yards (1,710) and receptions (119), finishing second in the league in both. His 1,710 receiving yards were 321 more than the previous Dolphins record that stood for nearly 40 years (Mark Clayton, 1,389 yards in 1984). It was also the most receiving yards by any player in NFL history on his first season with a new team. He earned first-team All-Pro honors and was selected to his seventh consecutive Pro Bowl.

Grier selected Waddle in the first round of the 2021 NFL Draft (sixth overall) and he put together one of the best seasons by a receiver in Dolphins history in 2022 following a historic rookie campaign in 2021. Waddle caught 75 passes for 1,356 yards and eight touchdowns. His 18.1 yards per catch led the NFL while his 1,356 receiving yards were third in Dolphins history.

Hill and Waddle combined for 3,066 receiving yards, which was the third-most by a pair of teammates in a season in NFL history.

Miami's defense also had success in 2022 as it finished fourth in the league in rush defense (103.0). Defensive tackle Christian Wilkins, who Grier drafted in the first round (13th overall) in the 2019 NFL Draft, recorded a career-high 98 tackles. His 98 stops were the most in a season by an NFL defensive lineman since 1994. Linebacker Jaelan Phillips, a first-round pick (18th overall) of Grier's in 2021, led the team in sacks for the second straight season with 7.0. Cornerback Xavien Howard (2016, second round) earned his fourth Pro Bowl selection.

In 2021, the Dolphins won eight of their final nine games, including their final six at home. Grier helped construct a defensive unit that featured eight starters drafted by the Dolphins and all 11 starters under the age of 30. The group scored five defensive touchdowns, its most in a single season since 2001. Miami swept New England for the first time since 2000 and had two AFC East sweeps (N.Y. Jets) for the first time since 2016.

Miami's 2021 draft class earned key roles immediately as four players were regular starters as rookies. Waddle broke the NFL's rookie receptions record, a mark that had stood for nearly 20 years, with 104 catches and became the first rookie in Dolphins history to total 1,000 receiving yards. Phillips broke Miami's rookie sack record and finished second among all NFL rookies in the statistic with 8.5. Safety Jevon Holland was the only player in the AFC in 2021 to have multiple sacks, interceptions and fumble recoveries. Offensive lineman Liam Eichenberg was one of just 10 NFL rookie offensive linemen to start at least 16 games.

Howard earned his third Pro Bowl selection in 2021 after intercepting five passes and scoring two defensive touchdowns. He became the eighth player in team history to have at least five interceptions in three different seasons. Wilkins totaled 89 tackles, which was tied for the most by any NFL defensive lineman since 2013

before he topped that figure in 2022.

In 2020, the Dolphins won 10 games for just the second time in the past decade despite having the second-youngest roster in the NFL. The five-game improvement from 2019 was tied for the best in the league that season and tied for the third-best in team history. The Dolphins set a team record by starting 10 different rookies that year, including eight in one game in a Week 15 win vs. New England.

With several offseason additions, Grier helped build one of the NFL's best defenses in 2020. Miami led the league in third-down defense (28.8 pct.) and takeaways (29) and finished sixth in scoring (21.1 points allowed per game).

Two of Grier's draft picks – Howard and kicker Jason Sanders (2018, seventh round) earned first-team All-Pro honors in 2020, marking the first time since 2006 (Zach Thomas and Jason Taylor) the Dolphins had two first-team All-Pro honorees in the same season. Defensive tackle Raekwon Davis was named to the PFWA's All-Rookie team after Grier selected him in the second round of the 2020 NFL Draft.

In 2019, the Dolphins steadily improved despite having the youngest roster in the NFL, winning five of their final nine games. Wilkins led all rookie defensive linemen with 56 tackles, the fifth-most by an NFL rookie defensive lineman since 2015.

From 2016-18, Grier oversaw the draft and both pro and college scouting departments. In those three drafts, Grier selected seven different players who wound up earning top 10 contracts at their respective positions during their playing careers. He was responsible for the acquisition of multiple All-Pro and Pro Bowl players including Howard, Sanders, wide receiver/returner Jakeem Grant, tackle Laremy Tunsil and safety Minkah Fitzpatrick. Other notable selections included linebacker Jerome Baker and running back Kenyan Drake.

Baker was a third-round pick in 2018 and finished his rookie season tied for 11th among NFL rookies in tackles (76). He quickly took on a leadership role and was elected a team captain in 2019, just his second season in the league. Baker later became the first Dolphins player since at least 2000 to record 500-plus tackles in his first five seasons in the league.

In 2017, the Dolphins finished the season with 10 rookies on the active roster and four more on injured reserve or non-football illness lists. Miami was one of just three teams to play eight rookies on defense and one of just six to have at least four rookies start games on defense. Six undrafted rookie free agents contributed to the team that season. Defensive tackle Davon Godchaux finished his rookie campaign fourth among all NFL defensive linemen with 40 tackles (26 solo), despite being a fifth-round pick.

In his first draft as general manager in 2016, Grier selected Howard in the second round. In seven NFL seasons, Howard has earned a first-team All-Pro nod (2020), been selected to the Pro Bowl four times (2018, 2020-22), led the NFL in interceptions in one season (2020), tied for the NFL lead in interceptions in another (2018) and totaled more interceptions since he entered the league than any other NFL player.

The team also drafted Drake and Grant in 2016, who became just the second rookie duo in team history to combine for a kickoff return and punt return for a touchdown in the same season. In 2020, Grant earned second-team All-Pro honors as a returner.

Grier helped turn more than half the roster over in 2016, as the team entered training camp with more than 45 new players acquired during the offseason. The results were a four-game improvement from the previous season, the fifth-best mark in the NFL. The Dolphins finished 10-6 with a playoff berth, the team's best record and first playoff appearance since 2008.

As the team's director of college scouting (2007-15), Grier was part of a front office that discovered numerous Pro Bowl players. During that time, the Dolphins drafted seven players that combined for 14 Pro Bowl selections with the team. The list includes tackle Jake Long (2008-10), defensive tackle Paul Soliai (2011), punter Brandon Fields (2013), center Mike Pouncey (2013-15), safety Reshad Jones (2015, 2017), wide receiver Jarvis Landry (2015-17) and running back Jay Ajayi (2016).

Grier was also successful at finding value late in drafts. Jones, a fifth-round pick in 2010, was named the team's co-MVP following the 2015 season after he became the first player in team history to record at least 100 tackles, four interceptions and two sacks in a season. Ajayi was also a fifth-round pick (2015) and became the fourth player in NFL history to rush for 200 yards in three games during the same season. Ajayi's 1,272 rushing yards in 2016 were third-most in Dolphins history.

Prior to being the team's director of college scouting, Grier served as an area scout with the club from 2000-02, before being promoted to national scout/assistant director of college scouting in 2003. Miami won the AFC East during his first season with the team.

Grier started with the New England Patriots as an intern in 1994. He joined the club on a full-time basis the following year, serving as a regional scout until he joined the Dolphins in 2000. In 1996, Grier was part of a New England staff that won the AFC Championship. He helped scout several players for a Patriots roster that went on to win Super Bowls XXXVI, XXXVIII and XXXIX.

Grier has worked with several of football's most successful coaches and executives throughout his career and that has helped shape his football philosophy. His father, Bobby Grier, is the former vice president of player personnel for the Patriots and senior personnel advisor with the Houston Texans. Chris has also worked with and learned under Pro Football Hall of Fame coach Bill Parcells and legendary coaches Bill Belichick, Pete Carroll and Nick Saban.

Grier attended the University of Massachusetts-Amherst where he majored in journalism and played football for two years before injuries ended his career. He spent his final two years there as an undergraduate assistant.

Chris' brother, Michael, is currently the general manager of the NHL's San Jose Sharks. When Michael was appointed to the position in 2022, he became the first Black general manager in NHL history. Before his tenure in front offices, he played for the Edmonton Oilers, Washington Capitals, San Jose Sharks and Buffalo Sabres.

A native of Holliston, Mass., Grier and his wife, Paige, have two sons, Landon and Jackson.

| CHRIS GRIER'S CAREER |                      |  |
|----------------------|----------------------|--|
| 1994-99              | New England Patriots | Intern (1994)<br>Regional Scout (1995-99)<br>Area Scout (2000-02)<br>National Scout/Assistant Director of College Scouting (2003-06)<br>Director of College Scouting (2007-15)<br>General Manager (2016-present) |
| 2000-present         | Miami Dolphins       |  |



## MIKE McDANIEL

HEAD COACH  
COLLEGE: YALE  
NFL: 17TH SEASON  
DOLPHINS: SECOND SEASON



2016, 2019

Mike McDaniel was named the 11th head coach in team history on Feb. 7, 2022. The 2023 season marked McDaniel's 17th in the NFL and second as a head coach.

McDaniel has led Miami to the postseason in each of his two seasons (2022-23) as head coach, becoming just the third coach in Dolphins history to do so in his first two seasons, joining Don Shula (1970-71) and Dave Wannstedt (2000-01). It was Miami's first back-to-back playoff appearance since 2000-01. The Dolphins' 11 wins in 2023 marked their first 11-win season in 15 years.

Miami has made big strides in two years under McDaniel. In 2023, the Dolphins led the league in total offense (401.3) for the first time since 1994, with McDaniel serving as the offensive play-caller. The unit also led the league in passing offense (265.5), yards per carry (5.1) and quarterback hits allowed (59), while finishing second in scoring offense (29.2). Quarterback Tua Tagovailoa led the NFL in passing yards (4,624), something a Miami quarterback had not done since 1992 (Dan Marino). Running back Raheem Mostert (1,012) had his first 1,000-yard rushing season at 31 years old and broke team records for rushing touchdowns (18), which stood since 2002 (Ricky Williams), and total touchdowns (21), which stood since 1984 (Mark Clayton). Wide receiver Tyreek Hill (1,799) had the seventh-most receiving yards in NFL history and broke his own team record set a season ago. Wide receiver Jaylen Waddle (1,014) became the first player in team history to post three consecutive 1,000-yard receiving seasons. It was the first time in team history that Miami had a 4,000-yard passer, 1,000-yard rusher and two 1,000-yard receivers in the same season.

McDaniel helped six Dolphins reach the Pro Bowl – Hill, Tagovailoa, Mostert, fullback Alec Ingold, tackle Terron Armstead and cornerback Jalen Ramsey – something the team had not accomplished since 2002. It was Tagovailoa's first career Pro Bowl and the first Dolphins quarterback to be selected since Dan Marino in 1995. Ingold and Mostert also earned their first career Pro Bowl nods. In addition to his eighth straight Pro Bowl, Hill earned unanimous first-team All-Pro honors.

Miami's defense also improved in McDaniel's second season. The unit finished in the top 10 in total defense (10th, 318.3) for the first time since 2010. Miami posted a team-record 56.0 sacks and defensive tackle Zach Sieler became the first defensive tackle in Dolphins history with double-digit sacks (10.0) in a season. Miami had a sack in all 17 regular-season games and had four interceptions returned for a touchdown, the second-most in single-season team history. The Dolphins had a takeaway in 12 consecutive games to finish the season, including the playoff game.

In his first season at the helm, McDaniel became the fifth coach in Dolphins history to lead his team to the playoffs and just the sixth to post a winning record (9-8) in his first year. Under his leadership, four players earned Pro Bowl selections – Armstead, Hill, linebacker Bradley Chubb and cornerback Xavien Howard. It marked the team's most Pro Bowl selections since 2016. McDaniel led the team to a playoff berth for the first time since 2016 despite starting three different quarterbacks throughout the season.

As the offensive play-caller, McDaniel helped the Dolphins offense finish in the top 10 for the first time since 1995. Miami averaged 364.5 yards per game, which ranked sixth in the league, and 6.14 yards per play,

which was second. The Dolphins finished 11th in scoring offense (23.4 points per game), the team's best finish since 2014.

Several players had the best seasons of their career in their first year in McDaniel's offense. Tagovailoa led the NFL in passer rating (105.5), becoming the youngest NFL quarterback to do that since Dan Marino in 1984. He also led the league in red zone passer rating (112.2), third-down passer rating (130.1) and yards per attempt (8.9). Tagovailoa's 3,548 passing yards and 25 passing touchdowns were both career highs.

Hill broke an NFL record for most receiving yards in a player's first season with a new team with 1,710. That mark also broke Miami's single-season franchise record that stood for nearly 40 years (Mark Clayton, 1,389 yards in 1984). Hill's 119 receptions were also a Dolphins record and those two totals ranked second in the NFL in 2022. Hill earned his seventh consecutive Pro Bowl selection.

Another player who thrived in McDaniel's offense was Waddle. In his second NFL season, Waddle caught 75 passes for 1,356 yards and eight touchdowns, leading the league in yards per reception (18.1). His 1,356 receiving yards were third in single-season team history behind Hill and Clayton. Waddle nearly doubled his yards after catch under McDaniel, averaging 6.7 YAC per reception in 2022 compared to 3.5 in 2021.

Hill and Waddle combined for 3,066 receiving yards, which was the third-most by a pair of teammates in a season in NFL history and more than two entire teams had in 2022.

Defensively, Miami ranked fourth in run defense, limiting opponents to 103.0 rushing yards per game. Defensive tackle Christian Wilkins played a big role in that as he totaled a career-high 98 tackles. His 98 stops were the most by an NFL defensive lineman in a season since 1994. Linebacker Elandon Roberts (104) and Sieler (70) also set career highs in tackles.

Prior to Miami, McDaniel spent five seasons (2017-21) with the San Francisco 49ers where he was the team's run game specialist in 2017 before being promoted to run game coordinator in 2018 and again to offensive coordinator in 2021.

In McDaniel's first season as offensive coordinator, the 49ers finished seventh in the NFL in total offense (375.7 yards per game) and 13th in scoring offense (25.1 points per game) while advancing to the NFC Championship game. San Francisco's offense was balanced, ranking seventh in rushing (127.4) and 12th in passing (248.3). Wide receiver Deebo Samuel recorded 1,405 receiving yards, the most by a 49er since wide receiver Terrell Owens in 2001, and fifth-most in the NFL that season. The 49ers offense had four players earn Pro Bowl selections – Samuel, fullback Kyle Juszczyk, tight end George Kittle and tackle Trent Williams. Williams also earned All-Pro honors.

McDaniel served as San Francisco's run game coordinator from 2018-20. During that time, the 49ers were fifth in the NFL in rushing, averaging 127.0 yards per game, despite having a different leading rusher in all three seasons.

In 2020, San Francisco had several injuries at the running back position and still finished in the top half of the league with 118.1 rushing yards per game. Juszczyk and Williams earned Pro Bowl selections and Williams was also named All-Pro.

McDaniel helped the 49ers have one of the league's most effective rushing attacks in 2019 as San Francisco went 13-3, winning the NFC and advancing to Super Bowl LIV. The 49ers had the NFL's second-ranked rushing offense, averaging 144.1 yards per game. Juszczyk was named to the Pro Bowl at the end of the season.

In 2018, the 49ers had four different backs rush for at least 200 yards. Matt Breida's 5.32 yards per carry ranked fourth among all NFL players that season. The 49ers finished 13th in the league in rushing (118.9). Juszczyk was named to the Pro Bowl at the end of the season.

As run game specialist in 2017, McDaniel helped the 49ers rush for 1,662 yards and 15 rushing touchdowns in a season where they were forced to use three different starting quarterbacks due to injury. Juszczyk and tackle Joe Staley earned Pro Bowl selections.

Prior to San Francisco, McDaniel spent two seasons (2015-16) as an offensive assistant with the Atlanta Falcons. During his tenure, the Falcons had the second-best total offense (394.9) and third-best scoring offense (27.5) in the NFL. Atlanta's passing attack ranked second (284.5).

In 2016, Atlanta led the NFL in scoring, averaging 33.8 points per game, en route to finishing 11-5 and winning the NFC to advance to Super Bowl LI. The Falcons had the second-best total offense (415.8), third-best passing offense (295.3) and fifth-best rushing offense (120.5). Quarterback Matt Ryan passed for a franchise-record 4,944 yards, which was second in the NFL that season. Wide receiver Julio Jones was second in the league with 1,409 receiving yards. Four different Falcons earned Pro Bowl selections – Ryan, Jones, running back Devonta Freeman and center Alex Mack. Ryan, Jones and Mack also earned All-Pro honors.

The 2015 Falcons offense ranked sixth in passing (273.7) and seventh in total offense (374.1). Jones led the NFL with 1,871 receiving yards, a Falcons franchise record. Freeman, Jones and fullback Patrick DiMarco all earned Pro Bowl selections and All-Pro honors.

McDaniel spent the 2014 season as wide receivers coach for the Cleveland Browns. In his lone season there, wide receiver Andrew Hawkins had a career-high 824 yards. His receivers unit helped quarterback Brian Hoyer post the only 3,000-yard passing season of his career.

McDaniel's first job as an NFL position coach came in 2013 with Washington when he was promoted to wide receivers coach. Wide receiver Pierre Garçon had the best season of his 11-year NFL career, leading the NFL with 113 receptions.

McDaniel spent the 2011-12 seasons with Washington as an offensive assistant. On those staffs, McDaniel



worked with current NFL head coaches Matt LaFleur (Green Bay), Sean McVay (L.A. Rams) and Kyle Shanahan (San Francisco).

In 2012, Washington led the league in rushing (169.3) and finished 10-6, winning the NFC East. The team was fourth in scoring offense (27.3) and fifth in total offense (383.2). Running back Alfred Morris rushed for 1,613 yards as a rookie selected in the sixth round. It was the third-highest rushing total by a rookie in NFL history and he earned second-team All-Pro honors.

From 2009-10, McDaniel served as running backs coach for the Sacramento Mountain Lions of the United Football League, where he worked for former NFL head coach, Dennis Green.

McDaniel was an offensive assistant for the Houston Texans from 2006-08 where he worked under three different offensive coordinators in three seasons – Troy Calhoun (2006), Mike Sherman (2007) and Kyle Shanahan (2008).

His first NFL coaching position came as a coaching intern with the Denver Broncos in 2005.

A native of Greeley, Colorado, McDaniel played wide receiver at Yale, where he graduated with a degree in history. He and his wife, Katie, have one daughter, Ayla.

**MIKE MCDANIEL'S COACHING CAREER**

|                     |                       |  |
|---------------------|-----------------------|--|
| <b>2005</b>         | Denver Broncos        | Coaching Intern  |
| <b>2006-08</b>      | Houston Texans        | Offensive Assistant  |
| <b>2009-10</b>      | Sacramento (UFL)      | Running Backs  |
| <b>2011-13</b>      | Washington Commanders | Offensive Assistant (2011-12)<br>Wide Receivers (2013)                                       |
| <b>2014</b>         | Cleveland Browns      | Wide Receivers   |
| <b>2015-16</b>      | Atlanta Falcons       | Offensive Assistant  |
| <b>2017-21</b>      | San Francisco 49ers   | Run Game Specialist (2017)<br>Run Game Coordinator (2018-20)<br>Offensive Coordinator (2021) |
| <b>2022-present</b> | Miami Dolphins        | Head Coach   |





## 2023 MIAMI DOLPHINS OFFENSIVE COACHES



### **FRANK SMITH** **OFFENSIVE COORDINATOR**

Born Feb. 21, 1981, Milwaukee, Wis. Offensive line Miami (Ohio) 1999-2003. No pro playing experience. College coach: Miami (Ohio) 2004-05, Butler 2006-09. Pro coach: New Orleans Saints 2010-14, Chicago Bears 2015-17, Oakland/Las Vegas Raiders 2018-20, L.A. Chargers 2021. Joined Dolphins in 2022.




### **RICARDO ALLEN** **OFFENSIVE ASSISTANT**

Born December 18, 1991, Daytona Beach, Fla. Defensive back Purdue 2010-13. Pro defensive back Atlanta Falcons 2015-20, Cincinnati Bengals 2021. Pro coach: Joined Dolphins in 2022.



### **BUTCH BARRY** **OFFENSIVE LINE**

Born March 20, 1978, Sturgeon Bay, Wisc. Offensive lineman Central Michigan 1996-2000. No pro playing experience. College coach: Central Michigan 2002-03, 2010-14, SW Minnesota State 2004-05, Michigan Technological 2006-08, N. Greenville 2009, Miami (FL) 2019. Pro coach: Tampa Bay Buccaneers 2015-18, Green Bay Packers 2020, San Francisco 49ers 2021, Denver Broncos 2022. Joined Dolphins in 2023.



### **DARRELL BEVELL** **QB'S/PASSING GAME COORDINATOR**

Born Jan. 6, 1970, Yuma, Ariz. Quarterback Wisconsin 1992-95. No pro playing experience. College coach: Westmar 1996, Iowa State 1997, Connecticut 1998-99. Pro coach: Green Bay Packers 2000-05, Minnesota Vikings 2006-10, Seattle Seahawks 2011-17, Detroit Lions 2019-20 (interim head coach, five games, 2020), Jacksonville Jaguars 2021 (interim head coach, four games, 2021). Joined Dolphins in 2022.



### **JON EMBREE** **ASST. HEAD COACH/TIGHT ENDS**

Born Oct. 15, 1965, Los Angeles, Calif. Tight end Colorado 1983-86. Pro tight end L.A. Rams 1987-89. College coach: Colorado 1991, 1993-2002 and 2011-12 (head coach), UCLA 2003-05. Pro coach: Kansas City Chiefs 2006-08, Washington Redskins 2010, Cleveland Browns 2013, Tampa Bay Buccaneers 2014-16, San Francisco 49ers 2017-21. Joined Dolphins in 2022.



### **JOSH GRIZZARD** **QUALITY CONTROL**

Born June 11, 1990, Zebulon, N.C. Defensive back Yale 2008-2011. No pro playing experience. College coach: Yale 2012, Duke 2013-16. Pro coach: Joined Dolphins in 2017.



### **CHANDLER HENLEY** **ASSISTANT QUARTERBACKS**

Born June 18, 1983, Littleton, Colo. Wide receiver Yale 2002-06. No pro playing experience. College coach: Vanderbilt 2014, Yale 2015-17. Pro coach: Tennessee Titans 2018-20, Atlanta Falcons 2021. Joined Dolphins in 2022.



### **LEMUEL JEANPIERRE** **ASSISTANT OFFENSIVE LINE**

Born May 19, 1987, Orlando, Fla. Offensive lineman South Carolina 2007-10. Pro offensive lineman Seattle Seahawks 2011-15. Pro coach: Seattle Seahawks 2017, Oakland Raiders 2018-19. Joined Dolphins in 2020.



### **MIKE JUDGE** **OFFENSIVE ASSISTANT**

Born April 10, 1983, Summit, N.J. Quarterback Springfield College 2001-04. No pro playing experience. College coach: Harvard 2007, Navy 2008-18. Pro coach: New England Patriots 2005-06. Joined Dolphins in 2019.



### **MAX McCAFFREY** **OFFENSIVE ASSISTANT**

Born May 17, 1994, Castle Rock, Colo. Wide receiver Duke 2012-15. Pro wide receiver Jacksonville Jaguars 2017, San Francisco 49ers 2018. College coach: Northern Colorado 2020-22. Pro coach: Joined Dolphins in 2023.



### **KOLBY SMITH** **OFFENSIVE ASSISTANT**

Born Dec. 15, 1984, Tallahassee, Fla. Running back Louisville 2003-06. Pro running back Kansas City Chiefs 2007-09, Denver Broncos 2010, Jacksonville Jaguars 2010. College coach: Arkansas 2012, Western Kentucky 2013, Louisville 2014-18, Rutgers 2019. Pro coach: Joined Dolphins in 2020.



### **ERIC STUDEVILLE** **ASSOC. HEAD COACH/RBs**

Born May 29, 1967, Madison, Wisc. Defensive back Wisconsin Whitewater 1985-88. No pro playing experience. College coach: Wingate 1994, Kent State 1995-96. Pro coach: Chicago Bears 1997-2000, New York Giants 2001-03, Buffalo Bills 2004-09, Denver Broncos 2010-17 (interim head coach, four games in 2010). Joined Dolphins in 2018.



### **WES WELKER** **WIDE RECEIVERS**

Born May 1, 1981, Oklahoma City, Okla. Wide receiver Texas Tech 2000-03. Pro wide receiver San Diego Chargers 2004, Miami Dolphins 2004-06, New England Patriots 2007-12, Denver Broncos 2013-14, St. Louis Rams 2015. Pro coach: Houston Texans 2017-18, San Francisco 49ers 2019-21. Joined Dolphins in 2022.



## 2023 MIAMI DOLPHINS DEFENSIVE COACHES



### **VIC FANGIO** **DEFENSIVE COORDINATOR**

Born Aug. 22, 1958, Dunmore, Pa. Attended East Stroudsburg. No college or pro playing experience. College coach: North Carolina 1983, Stanford 2010. Pro coach: Philadelphia/Baltimore Stars (USFL) 1984-85, New Orleans Saints 1986-94, Carolina Panthers 1995-98, Indianapolis Colts 1999-2001, Houston Texans 2002-05, Baltimore Ravens 2006-09, San Francisco 49ers 2011-14, Chicago Bears 2015-18, Denver Broncos (head coach) 2019-21, Philadelphia Eagles 2022. Joined Dolphins in 2023.



### **MATHEU ARAUJO** **ASSISTANT DEFENSIVE BACKS**

Born April 22, 1993, Fall River, Mass. Defensive back Bridgewater State 2011-14. No pro playing experience. College coach: Springfield College 2016, Boston College 2017-18, Yale 2019-21. Pro coach: Joined Dolphins in 2022.



### **KENNY BAKER** **ASSISTANT DEFENSIVE LINE**

Born Sept. 3, 1986, Cartersville, Ga. Defensive lineman Gardner-Webb 2005-08. No pro playing experience. College coach: Berry College 2013, Mercer 2014-18, Chattanooga 2019, Western Kentucky 2020-22. Pro coach: Joined Dolphins in 2023.



### **ANTHONY CAMPANILE** **LINEBACKERS**

Born August 18, 1982, Fair Lawn, N.J. Linebacker/safety Rutgers 2001-04. No pro playing experience. College coach: Rutgers 2005, 2012-15, Boston College 2016-18, Michigan 2019. Pro coach: Joined Dolphins in 2020.



### **AUSTIN CLARK** **DEFENSIVE LINE**

Born August 3, 1990, Tampa, Fla. Defensive tackle California 2009-14. No pro playing experience. College coach: California, 2014-15, Southern California 2016-17, Illinois 2018-19. Pro coach: Joined Dolphins in 2020.



### **STEVE DONATELL** **DEFENSIVE ASSISTANT**

Born March 5, 1994, Lone Tree, Colo. Linebacker Wake Forest 2013-15, Western Kentucky 2016. No pro playing experience. College coach: Chattanooga 2018, Stanford 2019-21. Pro coach: Minnesota Vikings 2022. Joined Dolphins in 2023.



### **WAIDE HORMAN** **SENIOR ASSISTANT**

Born Oct. 1, 1963, Corydon, Iowa. No college or pro playing experience. Pro coach: Minnesota Vikings 1997-98, Baltimore Ravens 1999-2013, Atlanta Falcons 2014-18, Denver Broncos 2019-21. Joined Dolphins in 2023.



### **RENALDO HILL** **PASS GAME COORD./SECONDARY**

Born Nov. 12, 1978, Detroit, Mich. Defensive back Michigan State 1998-2000. Pro safety Arizona Cardinals 2001-04, Oakland Raiders 2005, Miami Dolphins 2006-08, Denver Broncos 2009-10. College coach: Wyoming 2012-13, Pittsburgh 2015-17. Pro coach: Miami Dolphins 2018, Denver Broncos 2019-20, Los Angeles Chargers 2021-22. Rejoined Dolphins in 2023.



### **JOE KASPER** **SAFETIES**

Born Sept. 29, 1992, Mentor, Ohio. Attended Baldwin Wallace. No college or pro playing experience. College coach: John Carroll 2017, Duke 2018-20. Pro coach: Philadelphia Eagles 2021-22. Joined Dolphins in 2023.



### **SAM MADISON** **CBs/PASS GAME SPECIALIST**

Born April 23, 1974, Thomasville, Ga. Defensive back Louisville 1993-96. Pro cornerback Miami Dolphins 1997-2005, New York Giants 2006-08. No college coaching experience. Pro coach: Kansas City Chiefs 2019-21. Joined Dolphins in 2022.



### **RYAN SLOWIK** **OUTSIDE LINEBACKERS**

Born December 27, 1980, Chicago, Ill. Safety Wisconsin Oshkosh 2002-03. College coach: Wisconsin-Oshkosh 2004, Tennessee 2017. Pro coach: Denver Broncos 2005-08, Arizona Cardinals 2009-2014, New York Jets 2015, Cleveland Browns 2016. Joined Dolphins in 2022.



## 2023 MIAMI DOLPHINS SPECIAL TEAMS COACHES



### DANNY CROSSMAN

#### SPECIAL TEAMS COORDINATOR

Born January 17, 1967, El Paso, Texas. Defensive back Kansas 1985, Pittsburgh 1987-89. Pro defensive back Washington Redskins 1990, Detroit Lions 1991-92. College coach: U.S. Coast Guard Academy 1993, Western Kentucky 1994-96, Central Florida 1997-98, Georgia Tech 1999-2001, Michigan State 2002. Pro coach: Carolina Panthers 2003-09, Detroit Lions 2010-12, Buffalo Bills 2013-18. Joined Dolphins in 2019.



### BRENDAN FARRELL

#### ASSISTANT SPECIAL TEAMS

Born April 8, 1978, Rochester, N.Y. Linebacker/safety Notre Dame 1996-99. No pro playing experience. College coach: Wayne State 2002-03, Middle Tennessee State 2004-05, LSU 2006-08, Northwestern State 2009-12, Alabama 2013-18. Pro coach: Joined Dolphins in 2019.



### DAVE PULOKA

#### HEAD STRENGTH & CONDITIONING

Born January 12, 1979, Arlington, Mass. Linebacker Holy Cross 1997-2000. No pro playing experience. College coach: Stevens Institute of Technology 2005, Virginia 2006. Pro coach: Atlanta Falcons 2007. Joined Dolphins in 2008.



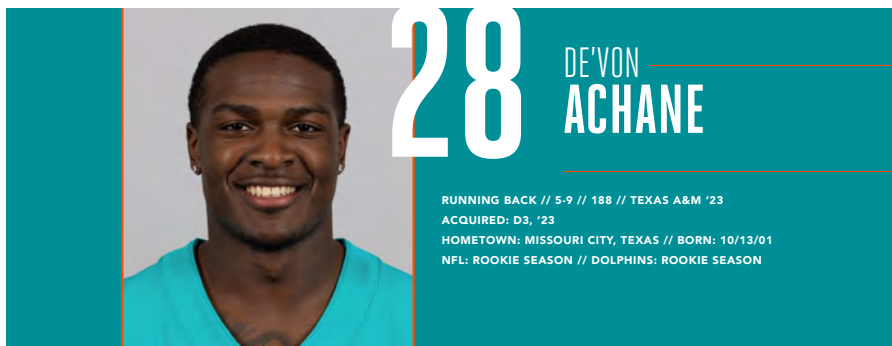
### ADAM LACHANCE

#### ASST. STRENGTH & CONDITIONING

Born September 5, 1984, Rochester, New Hampshire. No college or pro playing experience. Pro coach: Joined Dolphins in 2015.







## NFL CAREER

### TRANSACTIONS:

- 3rd-round pick (84th overall) by Miami in the 2023 NFL Draft.

### CAREER HONORS:

- Pepsi Zero Sugar NFL Rookie of the Week (vs. N.Y. Giants, 10/8/23).
- AFC Offensive Player of the Week (vs. Denver, 9/24/23).
- Pepsi Zero Sugar NFL Rookie of the Week (vs. Denver, 9/24/23).

### CAREER HIGHLIGHTS:

- Played in 11 career games with 4 starts.
- 103 carries for 800 yards (7.8 avg.) and 8 TDs.
- 27 receptions for 197 yards (7.3 avg.) and 3 TDs.
- Played in 1 postseason game.
- His 7.8 yards per carry average in 2023 was the best in NFL history by a running back with at least 100 carries in a season:

#### BEST RUSHING AVERAGE BY A RUNNING BACK IN SINGLE-SEASON NFL HISTORY (min. 100 att.)

| PLAYER            | TEAM | YEAR | ATT. | YDS   | AVG. |
|-------------------|------|------|------|-------|------|
| 1. DE'VON ACHANE  | MIA. | 2023 | 103  | 800   | 7.8  |
| 2. Mercury Morris | Mia. | 1973 | 149  | 954   | 6.4  |
| 3. Jamaal Charles | KC   | 2010 | 230  | 1,467 | 6.4  |
| 4. Rashaad Penny  | Sea. | 2021 | 119  | 749   | 6.3  |
| 5. Barry Sanders  | Det. | 1997 | 335  | 2,053 | 6.1  |

- His 4 games of 100+ rushing yards in 2023 were tied for the most by a rookie in team history:

#### MOST 100-YARD RUSHING GAMES BY A DOLPHINS ROOKIE

| PLAYER             | YEAR | 100-YD GAMES |
|--------------------|------|--------------|
| 1. DE'VON ACHANE   | 2023 | 4            |
| Karim Abdul-Jabbar | 1996 | 4            |
| 3. Troy Stradford  | 1987 | 3            |
| Benny Malone       | 1974 | 3            |
| 5. Several tied    |      | 2            |

- His 800 rushing yards in 2023 were the 3rd-most by a rookie in franchise history:

#### MOST RUSHING YARDS BY A ROOKIE IN DOLPHINS HISTORY

| PLAYER                | YEAR | RUSHING YARDS |
|-----------------------|------|---------------|
| 1. Karim Abdul-Jabbar | 1996 | 1,116         |
| 2. Ronnie Brown       | 2005 | 907           |
| 3. DE'VON ACHANE      | 2023 | 800           |
| 4. Andra Franklin     | 1981 | 711           |
| 5. Sammie Smith       | 1989 | 659           |

- His 11 total touchdowns were tied for 2nd-most by a rookie in franchise history:

#### MOST TOUCHDOWNS BY A ROOKIE IN DOLPHINS HISTORY

| PLAYER             | YEAR | TOT. TDs             |
|--------------------|------|----------------------|
| 1. Ron Davenport   | 1996 | (11 rush, 2 rec.) 13 |
| 2. DE'VON ACHANE   | 2023 | (8 RUSH, 3 REC.) 11  |
| Karim Abdul-Jabbar | 1996 | (11 rush) 11         |
| 4. Andra Franklin  | 1981 | (7 rush, 1 rec.) 8   |
| 5. Several tied    |      | 7                    |

- His 203 rushing yards on Sept. 24, 2023 vs. Denver were the most by an NFL player in the first or second game of his career since the merger:

#### MOST RUSHING YARDS IN A PLAYER'S FIRST OR SECOND NFL GAME (SINCE 1970)

| PLAYER             | TEAM | DATE    | OPP.     | YDS |
|--------------------|------|---------|----------|-----|
| 1. DE'VON ACHANE   | MIA. | 9/24/23 | VS. DEN. | 203 |
| 2. Ottis Anderson  | StL  | 9/2/79  | vs. Dal. | 193 |
| 3. William Andrews | Atl. | 9/2/79  | at NO    | 167 |
| 4. Darren McFadden | Oak. | 9/14/08 | at KC    | 164 |
| 5. George Rogers   | NO   | 9/13/81 | vs. LAR  | 162 |

- His 4 total TDs on Sept. 24, 2023 vs. Denver were tied for the most in franchise history:

#### MOST TOUCHDOWNS IN A GAME IN DOLPHINS HISTORY

| PLAYER           | DATE     | OPP.     | TDs |
|------------------|----------|----------|-----|
| 1. DE'VON ACHANE | 9/24/23  | VS. DEN. | 4   |
| Raheem Mostert   | 9/24/23  | vs. Den. | 4   |
| Ronnie Brown     | 9/21/08  | at NE    | 4   |
| Mark Ingram      | 11/27/94 | at NYJ   | 4   |
| Paul Warfield    | 12/15/73 | vs. Det. | 4   |

- His 203 rushing yards on Sept. 24, 2023 vs. Denver made him the 5th different Dolphin to rush for 200+ yards in a game and are tied for 7th most in franchise history:

#### 200-YARD RUSHING GAMES IN DOLPHINS HISTORY

| PLAYER            | DATE      | OPP.     | YDS |
|-------------------|-----------|----------|-----|
| 1. Ricky Williams | 12/1/02   | at Buf.  | 228 |
| 2. Ricky Williams | 11/9/02   | vs. Chi. | 216 |
| 3. Jay Ajayi      | 10/23/16  | vs. Buf. | 214 |
| 4. Lamar Smith    | 12/30/00* | vs. Ind. | 209 |
| 5. Jay Ajayi      | 12/24/16  | at Buf.  | 206 |
| 6. Jay Ajayi      | 10/16/16  | vs. Pit. | 204 |
| 7. DE'VON ACHANE  | 9/24/23   | VS. DEN. | 203 |
| Reggie Bush       | 12/18/11  | at Buf.  | 203 |

\* Playoff Game

### 2023 (MIAMI):

- Played in 11 games with 4 starts.
- Inactive for 2 games.
- Missed 4 games after being placed on injured

reserve on Oct. 11 and activated on Nov. 18.

- 103 carries for 800 yards (7.8 avg.) and 8 TDs.
- 27 receptions for 197 yards (7.3 avg.) and 3 TDs.

**VS. DENVER (9/24):** 18 carries for 203 yards (11.3 avg.) and 2 TDs; 4 receptions for 30 yards (7.5 avg.) and 2 TDs.

- His 203 rushing yards and 4 total TDs both were the most in a game by a rookie in franchise history.
- Tied the franchise record for most total TDs (4) and points scored (24) in a game.
- Scored on an 8-yard run to give Miami a 14-0 lead in the 1st quarter for his 1st career TD.
- Caught a 4-yard TD pass from QB Tua Tagovailoa with 10:16 left in the 2nd quarter.
- Caught a 10-yard TD pass from QB Tua Tagovailoa on the 1st play of the 4th quarter.
- Scored on a 68-yard run to extend Miami's lead to 70-20 in the 4th quarter.

**AT BUFFALO (10/1):** 8 carries for 101 yards (12.6 avg.) and 2 TDs; 3 receptions for 19 yards (6.3 avg.).

- Became the 4th player in NFL history to score 6 touchdowns in his 1st 3 NFL games, joining RB Kareem Hunt (2017), RB Billy Sims (1980) and RB Dutch Sternaman (1920).
- Became the 4th NFL rookie since 1970 to total at least 6 touchdowns in a 2-game span, joining RB Doug Martin (2012), RB Mike Anderson (twice, 2000) and WR Randy Moss (1998).
- Became the first Dolphins player to rush for 100+ yards in back-to-back games since RB Kenyan Drake in 2017.
- Became the 21st NFL player since the merger to have at least 2 100-yard rushing performances in his first 3 career games and was the first NFL player to do this since RB Kareem Hunt in 2017.

**VS. N.Y. GIANTS (10/8):** 11 carries for 151 yards (13.7 avg.) and 1 TD; 1 reception for 14 yards (14.0 avg.).

- Scored on a 76-yard TD run with 10:02 left in the 2nd quarter.
- His 76-yard TD run is tied for the 5th longest in Dolphins history.
- Became the 5th different Dolphins player to have 3 straight 100-yard rushing games, joining RB Ricky Williams (4 different times), RB Ronnie Brown, RB Reggie Bush and RB Jay Ajayi.
- Is the 3rd NFL rookie in the past 35 years to have 3 consecutive games of 100+ rushing yards and a rushing touchdown, joining RB Mike Anderson (Denver, 2000) and RB Barry Sanders (Detroit, 1989).

**AT BALTIMORE (12/31):** 14 carries for 107 yards (7.6 avg.); 4 receptions for 30 yards (7.5 avg.) and 1 TD.

- Caught a 1-yard TD pass from QB Tua Tagovailoa in the 4th quarter.
- It was his 4th 100-yard rushing game of the season, tying the team rookie record.

#### POSTSEASON:

**AFC WILD CARD AT KANSAS CITY (1/13):** 6 carries for 9 yards (1.5 avg.); 3 receptions for 21 yards (7.0 avg.).

#### HONORS:

- Pepsi Zero Sugar NFL Rookie of the Week (vs. N.Y. Giants, 10/8).
- AFC Offensive Player of the Week (vs. Denver, 9/24).
- Pepsi Zero Sugar NFL Rookie of the Week (vs. Denver, 9/24).

### BEFORE THE NFL

#### COLLEGE (TEXAS A&M):

- 3-year letterman (2020-22) and 1-year starter.
- Also participated in track and field and became the first male Aggie since 2014 to earn All-American honors in the 100m and 200m. Also earned 1st-team All-American honors as a member of the 4x100m team.

**CAREER:** Played in 30 games with 11 starts; 369 carries for 2,376 yards (6.4 avg.) and 21 TDs; 65 receptions for 554 yards (8.5 avg.) and 5 TDs; 20 kickoff returns for 613 yards (30.6 avg.) and 2 TDs.

**JUNIOR (2022):** Started 10 games; 196 carries for 1,102 yards (5.6 avg.) and 8 TDs; 36 receptions for 196 yards (5.4 avg.) and 3 TDs; 11 kickoff returns for 312 yards (28.4 avg.) and 1 TD.

- 1st-team All-SEC at running back and all-purpose player.
- His 161.0 all-purpose yards per game led the SEC and ranked 4th nationally.

**SOPHOMORE (2021):** Played in all 12 games with 1 start; 130 carries for 910 yards (7.0 avg.) and 9 TDs; 24 receptions for 261 yards (10.9 avg.) and 1 TD; 9 kickoff returns for 301 yards (33.4 avg.) and 1 TD.

- His 7.0 yards per carry led the SEC and ranked 11th nationally.
- His 11 total TDs led the team.

**TRUE FRESHMAN (2020):** Played in 8 games; 43 carries for 364 yards (8.5 avg.) and 4 TDs; 5 receptions for 97 yards (19.4 avg.) and 1 TD.

#### HIGH SCHOOL (FORT BEND MARSHALL HS – MISSOURI CITY, TEXAS)

- Finished his career with 185 carries for 2,097 yards (11.3 avg.) and 38 TDs along with 32 receptions for 694 yards (21.7 avg.) and 10 TDs.
- Also participated in track and field and was the 2020 Gatorade Texas Boys Track & Field Athlete of the Year.

**SENIOR (2019):**

- Touchdown Club of Houston Offensive Player of the Year.

### OFF THE FIELD

#### PERSONAL:

- **PRONUNCIATION:** Name is pronounced duh-VON A-chan.
- **MAJOR:** General studies.



| DE'VON ACHANE'S NFL REGULAR SEASON STATS |       |    |    |         |     |     |     |    |           |     |     |    |    |
|--|-------|----|----|---------|-----|-----|-----|----|-----------|-----|-----|----|----|
| YEAR                                     | TEAM  |    |    | RUSHING |     |     |     |    | RECEIVING |     |     |    |    |
|  |       | GP | GS | ATT     | YDS | AVG | LG  | TD | REC       | YDS | AVG | LG | TD |
| 2023                                     | MIAMI | 11 | 4  | 103     | 800 | 7.8 | 76t | 8  | 27        | 197 | 7.3 | 23 | 3  |
| NFL TOTALS                               |       | 11 | 4  | 103     | 800 | 7.8 | 76t | 8  | 27        | 197 | 7.3 | 23 | 3  |

| DE'VON ACHANE'S NFL PLAYOFF STATS |       |    |    |         |     |     |    |    |           |     |     |    |    |
|-----------------------------------|-------|----|----|---------|-----|-----|----|----|-----------|-----|-----|----|----|
| YEAR                              | TEAM  | GP | GS | RUSHING |     |     |    |    | RECEIVING |     |     |    |    |
|                                   |       |    |    | ATT     | YDS | AVG | LG | TD | REC       | YDS | AVG | LG | TD |
| 2023                              | MIAMI | 1  | 0  | 6       | 9   | 1.5 | 3  | 0  | 3         | 21  | 7   | 11 | 0  |
| PLAYOFF TOTALS                    |       | 1  | 0  | 6       | 9   | 1.5 | 3  | 0  | 3         | 21  | 7   | 11 | 0  |

SINGLE-GAME CAREER HIGHS

|                    |     |   |
|--------------------|-----|---|
| Rushes:            | 18  | vs. Denver, 9/24/23                       |
| Rushing Yards:     | 203 | vs. Denver, 9/24/23                       |
| Longest Rush:      | 76t | vs. N.Y. Giants, 10/8/23                  |
| Rushing TDs:       | 2   | Three times, last: at Washington, 12/3/23 |
| Receptions:        | 5   | vs. Tennessee, 12/11/23                   |
| Receiving Yards:   | 30  | 4 times, last: at Baltimore, 12/31/23     |
| Longest Reception: | 23  | at Baltimore, 12/31/23                    |
| Receiving TDs:     | 2   | vs. Denver, 9/24/23                       |

100-YARD RUSHING GAMES (4)

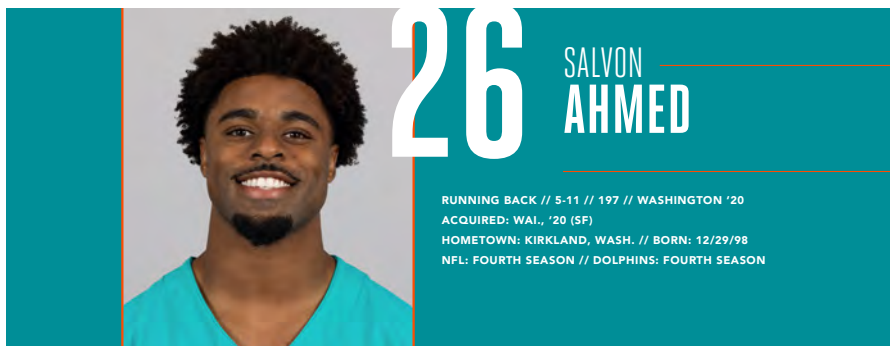
| DATE     | OPPONENT     | ATT | YDS | AVG  | LG  | TD |
|----------|--------------|-----|-----|------|-----|----|
| 9/24/23  | DENVER       | 18  | 203 | 11.3 | 67t | 2  |
| 10/1/23  | at Buffalo   | 8   | 101 | 12.6 | 55  | 2  |
| 10/8/23  | N.Y. GIANTS  | 11  | 151 | 13.7 | 76t | 1  |
| 12/31/23 | at Baltimore | 14  | 107 | 7.6  | 45  | 0  |

2023 GAME-BY-GAME STATS (MIAMI)

| DATE        | OPPONENT         | P/S  | ATT             | YDS | AVG  | LG  | TD |
|-------------|------------------|------|-----------------|-----|------|-----|----|
| 09/10       | at L.A. Chargers |      | INACTIVE        |     |      |     |    |
| 09/17       | at New England   | 1/0  | 1               | 5   | 5.0  | 5   | 0  |
| 09/24       | DENVER           | 1/0  | 18              | 203 | 11.3 | 67t | 2  |
| 10/01       | at Buffalo       | 1/0  | 8               | 101 | 12.6 | 55  | 2  |
| 10/08       | N.Y. GIANTS      | 1/1  | 11              | 151 | 13.7 | 76t | 1  |
| 10/15       | CAROLINA         |      | INJURED RESERVE |     |      |     |    |
| 10/22       | at Philadelphia  |      | INJURED RESERVE |     |      |     |    |
| 10/29       | NEW ENGLAND      |      | INJURED RESERVE |     |      |     |    |
| 11/05       | at Kansas City   |      | INJURED RESERVE |     |      |     |    |
| 11/19       | LAS VEGAS        | 1/1  | 1               | 1   | 1.0  | 1   | 0  |
| 11/24       | at N.Y. Jets     |      | INACTIVE        |     |      |     |    |
| 12/03       | at Washington    | 1/0  | 17              | 73  | 4.3  | 15  | 2  |
| 12/11       | TENNESSEE        | 1/0  | 7               | 47  | 6.7  | 15  | 0  |
| 12/17       | N.Y. JETS        | 1/0  | 9               | 32  | 3.6  | 10  | 0  |
| 12/24       | DALLAS           | 1/0  | 7               | 24  | 3.4  | 9   | 0  |
| 12/31       | at Baltimore     | 1/1  | 14              | 107 | 7.6  | 45  | 0  |
| 01/07       | BUFFALO          | 1/1  | 10              | 56  | 5.6  | 25t | 1  |
| 2023 TOTALS |                  | 11/4 | 103             | 800 | 7.8  | 76t | 8  |

| DATE  | OPPONENT        | P/S | ATT | YDS | AVG | LG | TD |
|-------|-----------------|-----|-----|-----|-----|----|----|
| 01/13 | at Kansas City* | 1/0 | 6   | 9   | 1.5 | 3  | 0  |

\* AFC Wild Card game



## NFL CAREER

### TRANSACTIONS:

- Signed to Miami's active roster on Oct. 9, 2020.
- Signed to Miami's practice squad on Sept. 6, 2020.
- Waived by Miami on Sept. 5, 2020.
- Awarded off waivers to Miami on Aug. 26, 2020.
- Waived by San Francisco on Aug. 25, 2020.
- Signed by San Francisco as an undrafted college free agent on May 1, 2020.

### CAREER HIGHLIGHTS:

- Played in 38 career games with 4 starts.
- 163 carries for 593 yards (3.6 avg.) and 5 TDs.
- 40 receptions for 274 yards (6.9 avg.) and 1 TD.
- 1 miscellaneous tackle.
- Appeared in 1 postseason game.

### 2023 (MIAMI):

- Played in 8 games.
- Inactive for 2 games.
- Missed the rest of the season after being placed on injured reserve on Nov. 21.
- 22 carries for 61 yards (2.8 avg.) and 1 TD.
- 16 receptions for 88 yards (5.5 avg.) and 1 TD.

**AT NEW ENGLAND (9/17):** 3 carries for 13 yards (4.3 avg.); 3 receptions for 28 yards (9.3 avg.).

**VS. CAROLINA (10/15):** 6 carries for 23 yards (3.8 avg.) and 1 TD; 3 receptions for 11 yards (3.7 avg.).

- Scored on a 9-yard TD run with 2:31 left in the 4th quarter.

**VS. LAS VEGAS (11/19):** 3 carries for 6 yards (2.0 avg.); 3 receptions for 25 yards (8.3 avg.) and 1 TD.

- Caught an 11-yard TD pass from QB Tua Tagovailoa to give Miami a 14-10 lead with 2:28 left in the 2nd quarter.
- It was the first receiving TD of his career.

### 2022 (MIAMI):

- Played in 12 games.
- Dressed but did not play 3 games.
- Inactive for 2 games.
- 12 carries for 64 yards (5.3 avg.) and 1 TD.
- 1 reception for 8 yards.

**VS. CLEVELAND (11/13):** 3 carries for 11 yards (3.7 avg.).

**AT BUFFALO (12/17):** 6 carries for 43 yards (7.2 avg.) and 1 TD.

• Scored on an 11-yard TD run in the 2nd quarter.

**VS. N.Y. JETS (1/8):** 1 carry for 7 yards.

- Gained 7 yards on a 2nd-and-9 carry late in the game to improve Miami's field position before K Jason Sanders made the game-winning field goal.

### POSTSEASON:

**AFC WILD CARD AT BUFFALO (1/15):** 5 carries for 3 yards (0.6 avg.); 3 receptions for 45 yards (15.0 avg.).

### 2021 (MIAMI):

- Played in 12 games.
- Inactive for 4 games.
- Dressed but did not play in 1 game.
- 54 carries for 149 yards (2.8 avg.).
- 12 receptions for 117 yards (9.8 avg.).
- 1 miscellaneous tackle.

**VS. ATLANTA (10/24):** 7 carries for 26 yards (3.7 avg.); 2 receptions for 26 yards (13.0 avg.).

**VS. CAROLINA (11/28):** 5 carries for 17 yards (3.4 avg.); 1 reception for 9 yards.

**VS. N.Y. GIANTS (12/5):** 8 carries for 23 yards (2.9 avg.).

### 2020 (SAN FRANCISCO/MIAMI):

- Played in 6 games with 4 starts with Miami.
- Inactive for 6 games with Miami.
- Promoted to active roster on Oct. 9.
- Spent 4 games on the practice squad with Miami.
- Awarded off waivers to Miami on Aug. 26.
- 75 carries for 319 yards (4.3 avg.) and 3 TDs with Miami.
- 11 receptions for 61 yards (5.5 avg.) with Miami.

**AT ARIZONA (11/8):** 7 carries for 38 yards (5.4 avg.).

- Made his NFL debut.

**VS. L.A. CHARGERS (11/15):** 21 carries for 85 yards (4.1 avg.) and 1 TD; 1 reception for 5 yards.

- Scored on a 1-yard TD run in the 1st quarter to give Miami a 7-0 lead.

**VS. NEW ENGLAND (12/20):** 23 carries for 122 yards (5.3 avg.) and 1 TD; 1 reception for 5 yards.

- Scored on a 1-yard TD run in the 3rd quarter to give Miami a 7-6 lead.
- His 122 rushing yards were a franchise record for undrafted rookies.
- Also caught a 2-point conversion in the 4th quarter.

## BEFORE THE NFL

### COLLEGE (WASHINGTON):

- 3-year letterman (2017-19) and 1-year starter.

**CAREER:** Played in 39 games with 16 starts; 353 carries for 2,016 yards (5.7 avg.) and 21 TDs; 50 receptions for 331 yards (6.6 avg.); 20 kickoff returns for 500 yards (25.0 avg.).

**JUNIOR (2019):** Started 12 games; 188 carries for 1,020 yards (5.4 avg.) and 11 TDs; 16 receptions for 84 yards (5.3 avg.); 5 kickoff returns for 116 yards (23.2 avg.).

- 3rd-team All-Pac 12.

**SOPHOMORE (2018):** Played in all 14 games with 3 starts; 104 carries for 608 yards (5.9 avg.) and 7 TDs; 21 receptions for 170 yards (8.1 avg.); 1 kickoff return for 31 yards.

**TRUE FRESHMAN (2017):** Played in all 13 games with 1 start; 61 carries for 388 yards (6.4 avg.) and 3 TDs; 13 receptions for 77 yards (5.9 avg.); 14 kickoff returns for 353 yards (25.2 avg.).

- Honorable mention All-Pac 12.

## HIGH SCHOOL (JUANITA HS – KIRKLAND, WASH.)

- Played running back and cornerback.

**SENIOR (2016):** 1,300 rushing yards and 13 TDs.

- KingCo 3A Offensive MVP.
- All-state selection at defensive back.
- All-area.

**JUNIOR (2015):** 1,800 rushing yards and 29 TDs.

- KingCo 3A/2A Offensive Player of the Year.
- All-state selection at defensive back.
- All-area.

## OFF THE FIELD

### PERSONAL:

- **PRONUNCIATION:** Name is pronounced suh-VON OCK-med
- **MAJOR:** Education.

## SALVON AHMED'S NFL REGULAR SEASON STATS

| YEAR       | TEAM  | GP | GS | RUSHING |     |     |     |    | RECEIVING |     |     |    |    |
|------------|-------|----|----|---------|-----|-----|-----|----|-----------|-----|-----|----|----|
|            |       |    |    | ATT     | YDS | AVG | LG  | TD | REC       | YDS | AVG | LG | TD |
| 2020       | MIAMI | 6  | 4  | 75      | 319 | 4.3 | 31  | 3  | 11        | 61  | 5.5 | 13 | 0  |
| 2021       | MIAMI | 12 | 0  | 54      | 149 | 2.8 | 16  | 0  | 12        | 117 | 9.8 | 18 | 0  |
| 2022       | MIAMI | 12 | 0  | 12      | 64  | 5.3 | 11t | 1  | 1         | 8   | 8.0 | 8  | 0  |
| 2023       | MIAMI | 8  | 0  | 22      | 61  | 2.8 | 10  | 1  | 16        | 88  | 5.5 | 20 | 1  |
| NFL TOTALS |       | 38 | 4  | 163     | 593 | 3.6 | 31  | 5  | 40        | 274 | 6.9 | 20 | 1  |

## SALVON AHMED'S NFL PLAYOFF STATS

| YEAR           | TEAM  | GP | GS | RUSHING |     |     |    |    | RECEIVING |     |      |    |    |
|----------------|-------|----|----|---------|-----|-----|----|----|-----------|-----|------|----|----|
|                |       |    |    | ATT     | YDS | AVG | LG | TD | REC       | YDS | AVG  | LG | TD |
| 2022           | MIAMI | 1  | 0  | 5       | 3   | 0.6 | 6  | 0  | 3         | 45  | 15.0 | 20 | 0  |
| PLAYOFF TOTALS |       | 1  | 0  | 5       | 3   | 0.6 | 6  | 0  | 3         | 45  | 15.0 | 20 | 0  |

## ADDITIONAL STATS

**2-Point Conversions:** 1 reception in 2020.

**Miscellaneous Tackles:** 1 in 2021.

## SINGLE-GAME CAREER HIGHS

|                           |     |                                       |
|---------------------------|-----|---------------------------------------|
| <b>Rushes:</b>            | 23  | vs. New England, 12/20/20             |
| <b>Rushing Yards:</b>     | 122 | vs. New England, 12/20/20             |
| <b>Longest Rush:</b>      | 31  | vs. New England, 12/20/20             |
| <b>Rushing TDs:</b>       | 1   | 5 times, last: vs. Carolina, 10/15/23 |
| <b>Receptions:</b>        | 5   | at Denver, 11/22/20                   |
| <b>Receiving Yards:</b>   | 45  | at Buffalo, 1/15/23*                  |
| <b>Longest Reception:</b> | 20  | at Buffalo, 1/15/23*                  |
| <b>Receiving TDs:</b>     | 1   | vs. Las Vegas, 11/19/23               |

\* AFC Wild Card game

## 100-YARD RUSHING GAMES (1)

| DATE     | OPPONENT    | ATT | YDS | AVG | LG | TD |
|----------|-------------|-----|-----|-----|----|----|
| 12/20/20 | NEW ENGLAND | 23  | 122 | 5.3 | 31 | 1  |

## 2020 GAME-BY-GAME STATS (MIAMI)

| DATE        | OPPONENT         | P/S | ATT | YDS | AVG | LG  | TD             |
|-------------|------------------|-----|-----|-----|-----|-----|----------------|
| 09/13       | at New England   |     |     |     |     |     | PRACTICE SQUAD |
| 09/20       | BUFFALO          |     |     |     |     |     | PRACTICE SQUAD |
| 09/24       | at Jacksonville  |     |     |     |     |     | PRACTICE SQUAD |
| 10/04       | SEATTLE          |     |     |     |     |     | PRACTICE SQUAD |
| 10/11       | at San Francisco |     |     |     |     |     | INACTIVE       |
| 10/18       | N.Y. JETS        |     |     |     |     |     | INACTIVE       |
| 11/01       | L.A. RAMS        |     |     |     |     |     | INACTIVE       |
| 11/08       | at Arizona       | 1/0 | 7   | 38  | 5.4 | 19  | 0              |
| 11/15       | N.Y. JETS        | 1/1 | 21  | 85  | 4.1 | 18  | 1              |
| 11/22       | at Denver        | 1/1 | 12  | 43  | 3.6 | 14  | 0              |
| 11/29       | at N.Y. Jets     |     |     |     |     |     | INACTIVE       |
| 12/06       | CINCINNATI       |     |     |     |     |     | INACTIVE       |
| 12/13       | KANSAS CITY      |     |     |     |     |     | INACTIVE       |
| 12/20       | NEW ENGLAND      | 1/1 | 23  | 122 | 5.3 | 31  | 1              |
| 12/26       | at Las Vegas     | 1/1 | 6   | 2   | 0.3 | 5   | 0              |
| 01/03       | at Buffalo       | 1/0 | 6   | 29  | 4.8 | 16t | 1              |
| 2020 TOTALS |                  | 6/4 | 75  | 319 | 4.3 | 31  | 3              |

## 2021 GAME-BY-GAME STATS (MIAMI)

| DATE        | OPPONENT        | P/S  | ATT          | YDS | AVG | LG | TD |
|-------------|-----------------|------|--------------|-----|-----|----|----|
| 09/12       | at New England  | 1/0  | 3            | 4   | 1.3 | 8  | 0  |
| 09/19       | BUFFALO         | 1/0  | 6            | 17  | 2.8 | 8  | 0  |
| 09/26       | at Las Vegas    | 1/0  | 0            | 0   | 0.0 | -  | 0  |
| 10/03       | INDIANAPOLIS    | 1/0  | 3            | 1   | 0.3 | 4  | 0  |
| 10/10       | at Tampa Bay    | 1/0  | 2            | 5   | 2.5 | 4  | 0  |
| 10/17       | at Jacksonville | 1/0  | 7            | 22  | 3.1 | 5  | 0  |
| 10/24       | ATLANTA         | 1/0  | 7            | 26  | 3.7 | 7  | 0  |
| 10/31       | at Buffalo      | 1/0  | 7            | 22  | 3.1 | 12 | 0  |
| 11/07       | HOUSTON         | 1/0  | 4            | 6   | 1.5 | 2  | 0  |
| 11/11       | BALTIMORE       | 1/0  | 2            | 6   | 3.0 | 4  | 0  |
| 11/21       | at N.Y. Jets    |      | INACTIVE     |     |     |    |    |
| 11/28       | CAROLINA        | 1/0  | 5            | 17  | 3.4 | 16 | 0  |
| 12/05       | N.Y. GIANTS     | 1/0  | 8            | 23  | 2.9 | 11 | 0  |
| 12/19       | N.Y. JETS       |      | DID NOT PLAY |     |     |    |    |
| 12/27       | at New Orleans  |      | INACTIVE     |     |     |    |    |
| 01/02       | at Tennessee    |      | INACTIVE     |     |     |    |    |
| 01/09       | NEW ENGLAND     |      | INACTIVE     |     |     |    |    |
| 2021 TOTALS |                 | 12/0 | 54           | 149 | 2.8 | 16 | 0  |

## 2022 GAME-BY-GAME STATS (MIAMI)

| DATE        | OPPONENT         | P/S  | ATT          | YDS | AVG | LG  | TD |
|-------------|------------------|------|--------------|-----|-----|-----|----|
| 09/11       | NEW ENGLAND      |      | INACTIVE     |     |     |     |    |
| 09/18       | at Baltimore     | 1/0  | 0            | 0   | 0.0 | -   | 0  |
| 09/25       | BUFFALO          |      | DID NOT PLAY |     |     |     |    |
| 09/29       | at Cincinnati    | 1/0  | 0            | 0   | 0.0 | -   | 0  |
| 10/09       | at N.Y. Jets     |      | INACTIVE     |     |     |     |    |
| 10/16       | MINNESOTA        | 1/0  | 0            | 0   | 0.0 | -   | 0  |
| 10/23       | PITTSBURGH       | 1/0  | 0            | 0   | 0.0 | -   | 0  |
| 10/30       | at Detroit       | 1/0  | 1            | 2   | 2.0 | 2   | 0  |
| 11/06       | at Chicago       | 1/0  | 0            | 0   | 0.0 | -   | 0  |
| 11/13       | CLEVELAND        | 1/0  | 3            | 11  | 3.7 | 7   | 0  |
| 11/27       | HOUSTON          |      | DID NOT PLAY |     |     |     |    |
| 12/04       | at San Francisco |      | DID NOT PLAY |     |     |     |    |
| 12/11       | at L.A. Chargers | 1/0  | 1            | 1   | 1.0 | 1   | 0  |
| 12/17       | at Buffalo       | 1/0  | 6            | 43  | 7.2 | 11t | 1  |
| 12/25       | GREEN BAY        | 1/0  | 0            | 0   | 0.0 | -   | 0  |
| 01/01       | at New England   | 1/0  | 0            | 0   | 0.0 | -   | 0  |
| 01/08       | N.Y. JETS        | 1/0  | 1            | 7   | 7.0 | 7   | 0  |
| 2022 TOTALS |                  | 12/0 | 12           | 64  | 5.3 | 11t | 1  |

| DATE  | OPPONENT    | P/S | ATT | YDS | AVG | LG | TD |
|-------|-------------|-----|-----|-----|-----|----|----|
| 01/15 | at Buffalo* | 1/0 | 5   | 3   | 0.6 | 6  | 0  |

\* AFC Wild Card game

## 2023 GAME-BY-GAME STATS (MIAMI)

| DATE        | OPPONENT         | P/S | ATT             | YDS | AVG | LG | TD |
|-------------|------------------|-----|-----------------|-----|-----|----|----|
| 09/10       | at L.A. Chargers | 1/0 | 3               | 11  | 3.7 | 8  | 0  |
| 09/17       | at New England   | 1/0 | 3               | 13  | 4.3 | 10 | 0  |
| 09/24       | DENVER           |     | INACTIVE        |     |     |    |    |
| 10/01       | at Buffalo       | 1/0 | 0               | 0   | 0   | 0  | 0  |
| 10/08       | N.Y. GIANTS      |     | INACTIVE        |     |     |    |    |
| 10/15       | CAROLINA         | 1/0 | 6               | 23  | 3.8 | 9t | 1  |
| 10/22       | at Philadelphia  | 1/0 | 2               | 3   | 1.5 | 2  | 0  |
| 10/29       | NEW ENGLAND      | 1/0 | 2               | 1   | 0.5 | 2  | 0  |
| 11/05       | at Kansas City   | 1/0 | 3               | 4   | 1.3 | 9  | 0  |
| 11/19       | LAS VEGAS        | 1/0 | 3               | 6   | 2.0 | 3  | 0  |
| 11/24       | at N.Y. Jets     |     | INJURED RESERVE |     |     |    |    |
| 12/03       | at Washington    |     | INJURED RESERVE |     |     |    |    |
| 12/11       | TENNESSEE        |     | INJURED RESERVE |     |     |    |    |
| 12/17       | N.Y. JETS        |     | INJURED RESERVE |     |     |    |    |
| 12/24       | DALLAS           |     | INJURED RESERVE |     |     |    |    |
| 12/31       | at Baltimore     |     | INJURED RESERVE |     |     |    |    |
| 01/07       | BUFFALO          |     | INJURED RESERVE |     |     |    |    |
| 2023 TOTALS |                  | 8/0 | 22              | 61  | 2.8 | 10 | 1  |

| DATE  | OPPONENT        | P/S | ATT             | YDS | AVG | LG | TD |
|-------|-----------------|-----|-----------------|-----|-----|----|----|
| 01/13 | at Kansas City* |     | INJURED RESERVE |     |     |    |    |

\* AFC Wild Card game



## NFL CAREER

### TRANSACTIONS:

- Signed by Miami on July 30, 2023.
- Signed by Cincinnati on March 23, 2021.
- Released by Carolina on Oct. 27, 2020.
- Signed by Carolina on May 29, 2020.
- Traded from the N.Y. Giants to New Orleans on Oct. 23, 2018.
- 1st-round pick (10th overall) by the N.Y. Giants in the 2016 NFL Draft.

### CAREER HIGHLIGHTS:

- Played in 98 career games with 82 starts.
- 378 tackles (310 solo), 0.5 sack, 6 interceptions, 60 passes defended, 3 forced fumbles and 7 fumble recoveries.
- 3 special teams tackles.
- 1 special teams fumble recovery.
- Started 11 postseason games – 1 with the N.Y. Giants, 2 with New Orleans, 7 with Cincinnati and 1 with Miami.

### 2023 (MIAMI):

- Played in 10 games with 4 starts.
- Dressed but did not play 3 games.
- Inactive for 4 games.
- 46 tackles (37 solo), 0.5 sack, 1 interception and 9 passes defended.

**AT NEW ENGLAND (9/17):** 6 tackles (5 solo) and 2 passes defended.

**VS. N.Y. GIANTS (10/8):** 9 tackles (8 solo), 0.5 sack and 1 pass defended.

- Split a sack of QB Daniel Jones with LB Jerome Baker on 3rd-and-3 in the 2nd quarter to force the Giants to punt.
- It was the 1st half-sack of his career

**VS. BUFFALO (1/7):** 8 tackles (5 solo), 1 interception and 1 pass defended.

- Intercepted QB Josh Allen in the end zone and returned it 8 yards with 6:08 remaining in the 1st quarter.

### POSTSEASON:

**AFC WILD CARD AT KANSAS CITY (1/13):** 5 solo tackles.

### 2022 (CINCINNATI):

- Started 15 games.
- Inactive for 1 game.

- Had 1 game cancelled.
  - 49 tackles (35 solo) and 8 passes defended.
- AT NEW ORLEANS (10/16):** 6 tackles (3 solo).
- AT TENNESSEE (11/27):** 4 tackles (2 solo) and 2 passes defended.
- AT TAMPA BAY (12/18):** 7 tackles (5 solo) and 2 passes defended.
- Defended a pass on a 2-point conversion attempt with less than 1 minute remaining.

### POSTSEASON:

**AFC WILD CARD VS. BALTIMORE (1/15):** 6 tackles (5 solo).

**AFC DIVISIONAL AT BUFFALO (1/22):** 6 tackles (5 solo) and 1 pass defended.

- Broke up a pass on 4th down at the Bengals' 16-yard line in the 4th quarter to end the possession.

**AFC CHAMPIONSHIP AT KANSAS CITY (1/29):** 6 tackles (5 solo).

### 2021 (CINCINNATI):

- Played in 16 games with 15 starts.
- Dressed but did not play 1 game.
- 49 tackles (38 solo), 2 interceptions and 10 passes defended.

**AT PITTSBURGH (9/26):** 8 tackles (4 solo) and 1 pass defended.

**AT LAS VEGAS (11/21):** 3 solo tackles, 1 interception, 1 pass defended and 1 fumble recovery.

- Intercepted a pass from QB Derek Carr with 4:51 remaining in the 4th quarter, which led to a Bengals TD to make it a 2-score game.

**VS. PITTSBURGH (11/28):** 2 solo tackles, 1 interception and 1 pass defended.

- Intercepted QB Ben Roethlisberger on Pittsburgh's 1st possession of the game, leading to a Bengals field goal.

### POSTSEASON:

**AFC WILD CARD VS. LAS VEGAS (1/15):** 6 tackles (4 solo) and 1 pass defended.

**AFC DIVISIONAL AT TENNESSEE (1/22):** 3 tackles (2 solo) and 1 pass defended.

- Deflected a pass late in the 4th quarter that was intercepted by teammate Logan Wilson and set up the game-winning field goal.

**AFC CHAMPIONSHIP AT KANSAS CITY (1/30):** 7 tackles (6 solo).

- Tackled WR Tyreek Hill at the 1-yard line just before halftime to keep the Bengals within 11 points at the break.

**SUPER BOWL LVI VS. L.A. RAMS (2/13):** 5 tackles (3 solo) and 1 pass defended.

## 2020 (CAROLINA):

- Played in 2 games.
- Inactive for 2 games.
- Missed 3 games after being placed on injured reserve on Sept. 7 and being activated on Oct. 3.
- 4 tackles (3 solo).

**VS. ARIZONA (10/4):** Played but did not record any stats.

- Made his Panthers debut.

**AT NEW ORLEANS (10/25):** 4 tackles (3 solo).

## 2019 (NEW ORLEANS):

- Started 15 games.
- Inactive for 1 game.
- 58 tackles (53 solo), 4 passes defended and 1 forced fumble.

**AT SEATTLE (9/22):** 3 solo tackles and 1 forced fumble.

- Forced a fumble by RB Chris Carson that was recovered by S Vonn Bell and returned 33 yards for a TD.

**AT TAMPA BAY (11/17):** 4 solo tackles and 2 passes defended.

**AT ATLANTA (11/28):** 9 tackles (8 solo).

## POSTSEASON:

**NFC WILD CARD VS. MINNESOTA (1/5):** Inactive.

## 2018 (N.Y. GIANTS/NEW ORLEANS):

- Started 10 games with New Orleans.
- 52 tackles (42 solo), 2 interceptions, 9 passes defended and 1 fumble recovery with New Orleans.
- Traded from the N.Y. Giants to New Orleans on Oct. 23.
- Started 5 games with the N.Y. Giants.
- Inactive for 2 games with the N.Y. Giants.
- 22 tackles (20 solo), 5 passes defended, 1 forced fumble and 1 fumble recovery with the N.Y. Giants.
- 1 special teams tackle with the N.Y. Giants.

**AT MINNESOTA (10/28):** 9 solo tackles.

- Made his Saints debut just 6 days after being traded from the N.Y. Giants.

**AT CINCINNATI (11/11):** 3 solo tackles, 1 interception and 2 passes defended.

- Intercepted a pass from QB Andy Dalton that set up a Saints field goal in the 4th quarter.

**AT CAROLINA (12/17):** 3 tackles (2 solo), 1 interception and 2 passes defended.

- Intercepted a pass from QB Cam Newton in the end zone near the end of the 1st half.

## POSTSEASON:

**NFC DIVISIONAL VS. PHILADELPHIA (1/13):** 4 tackles (3 solo) and 1 pass defended.

**NFC CHAMPIONSHIP VS. L.A. RAMS (1/20):** 4 solo tackles.

## 2017 (N.Y. GIANTS):

- Played in 11 games with 7 starts.
- Inactive for 4 games.
- Suspended for 1 game.
- 49 tackles (41 solo), 8 passes defended and 2

fumble recoveries.

**AT PHILADELPHIA (9/24):** 5 tackles (3 solo) and 1 fumble recovery.

- Recovered a fumble by TE Zach Ertz in the 4th quarter, leading to a Giants TD.

**AT DENVER (10/15):** 5 solo tackles, 3 passes defended and 1 fumble recovery.

- Recovered a fumble by WR Demaryius Thomas in the 4th quarter.

**VS. PHILADELPHIA (12/17):** 9 tackles (7 solo).

## 2016 (N.Y. GIANTS):

- Played in 14 games with 11 starts.
- Inactive for 2 games.
- 49 tackles (41 solo), 1 interception, 7 passes defended, 1 forced fumble and 2 fumble recoveries.
- 2 special teams tackles.
- 1 special teams fumble recovery.

**AT DALLAS (9/11):** 4 solo tackles.

- Started in his NFL debut.

**VS. CHICAGO (11/20):** 7 tackles (5 solo) and 1 fumble recovery.

- Recovered a fumble on a punt return.

**AT PITTSBURGH (12/4):** 5 tackles (4 solo), 1 interception, 2 passes defended and 1 fumble recovery.

- Recovered a fumble by RB Le'Veon Bell in the 3rd quarter that led to a Giants TD.

- Recorded his 1st career interception late in the 3rd quarter off QB Ben Roethlisberger.

## POSTSEASON:

**NFC WILD CARD AT GREEN BAY (1/8):** 4 solo tackles and 1 pass defended.

## BEFORE THE NFL

### COLLEGE (OHIO STATE):

- 2-year starter (2013-14).

**CAREER:** Played in all 28 games with 27 starts; 86 tackles (56 solo), 4 interceptions, 22 passes defended, 1 forced fumble and 2 fumble recoveries.

**SOPHOMORE (2014):** Started all 13 games; 33 tackles (23 solo), 1 interception, 9 passes defended and 1 fumble recovery.

- 2nd-team All-Big Ten.

**REDSHIRT FRESHMAN (2013):** Played in all 15 games with 14 starts; 53 tackles (33 solo), 3 interceptions, 13 passes defended, 1 forced fumble and 1 fumble recovery.

- Freshman All-American.

- Helped his team win the College Football Playoff National Championship and had an interception in the victory over Oregon.

- Redshirted in 2012.

## HIGH SCHOOL (EASTERN REGIONAL HS – VOOHES, N.J.)

- Played cornerback and wide receiver.

**SENIOR (2011):** 45 tackles, 2 interceptions, 19 passes defended and 3 forced fumbles; 39 receptions for 770 yards (19.7 avg.) and 4 TDs; 1 blocked kick.

- All-American.



## ELI APPLE'S NFL REGULAR SEASON STATS

| YEAR       | TEAM        | GP | GS | TACKLES |      |      |     |     | INTERCEPTIONS |     |    |    |    | FUMBLES |    |
|------------|-------------|----|----|---------|------|------|-----|-----|---------------|-----|----|----|----|---------|----|
|            |             |    |    | TOT     | SOLO | ASST | SK  | YDS | INT           | YDS | LG | TD | PD | FF      | FR |
| 2016       | N.Y. GIANTS | 14 | 11 | 49      | 41   | 8    | 0.0 | 0.0 | 1             | 0   | 0  | 0  | 7  | 1       | 2  |
| 2017       | N.Y. GIANTS | 11 | 7  | 49      | 41   | 8    | 0.0 | 0.0 | 0             | 0   | -  | 0  | 8  | 0       | 2  |
| 2018       | N.Y. GIANTS | 5  | 5  | 22      | 20   | 2    | 0.0 | 0.0 | 0             | 0   | -  | 0  | 5  | 1       | 1  |
|            | NEW ORLEANS | 10 | 10 | 52      | 42   | 10   | 0.0 | 0.0 | 2             | 29  | 29 | 0  | 9  | 0       | 1  |
| 2019       | NEW ORLEANS | 15 | 15 | 58      | 53   | 5    | 0.0 | 0.0 | 0             | 0   | -  | 0  | 4  | 1       | 0  |
| 2020       | CAROLINA    | 2  | 0  | 4       | 3    | 1    | 0.0 | 0.0 | 0             | 0   | -  | 0  | 0  | 0       | 0  |
| 2021       | CINCINNATI  | 16 | 15 | 49      | 38   | 11   | 0.0 | 0.0 | 2             | 50  | 50 | 0  | 10 | 0       | 1  |
| 2022       | CINCINNATI  | 15 | 15 | 49      | 35   | 14   | 0.0 | 0.0 | 0             | 0   | -  | 0  | 8  | 0       | 0  |
| 2023       | MIAMI       | 10 | 4  | 46      | 37   | 9    | 0.5 | 0.0 | 1             | 8   | 8  | 0  | 9  | 0       | 0  |
| NFL TOTALS |             | 98 | 82 | 378     | 310  | 68   | 0.5 | 0.0 | 6             | 87  | 50 | 0  | 60 | 3       | 7  |

## ELI APPLE'S NFL PLAYOFF STATS

| YEAR           | TEAM        | GP | GS | TACKLES |      |      |     |     | INTERCEPTIONS |     |    |    |    | FUMBLES |    |
|----------------|-------------|----|----|---------|------|------|-----|-----|---------------|-----|----|----|----|---------|----|
|                |             |    |    | TOT     | SOLO | ASST | SK  | YDS | INT           | YDS | LG | TD | PD | FF      | FR |
| 2016           | N.Y. GIANTS | 1  | 1  | 4       | 4    | 0    | 0.0 | 0.0 | 0             | 0   | -  | 0  | 1  | 0       | 0  |
| 2018           | NEW ORLEANS | 2  | 2  | 8       | 7    | 1    | 0.0 | 0.0 | 0             | 0   | -  | 0  | 1  | 0       | 0  |
| 2021           | CINCINNATI  | 4  | 4  | 21      | 15   | 6    | 0.0 | 0.0 | 0             | 0   | -  | 0  | 3  | 0       | 0  |
| 2022           | CINCINNATI  | 3  | 3  | 18      | 15   | 3    | 0.0 | 0.0 | 0             | 0   | -  | 0  | 1  | 0       | 0  |
| 2023           | MIAMI       | 1  | 1  | 5       | 5    | 0    | 0.0 | 0.0 | 0             | 0   | -  | 0  | 0  | 0       | 0  |
| PLAYOFF TOTALS |             | 11 | 11 | 56      | 46   | 10   | 0.0 | 0.0 | 0             | 0   | -  | 0  | 6  | 0       | 0  |

### ADDITIONAL STATS

**Special Teams Tackles:** (N.Y. Giants) 2 in 2016, 1 in 2018 for total of 3.

**Special Teams Fumble Recoveries:** (N.Y. Giants) 1 in 2016.

### SINGLE-GAME CAREER HIGHS

**Tackles:** 10 vs. Atlanta, 11/22/18  
**Interceptions:** 1 6 times, last: vs. Buffalo, 1/7/24  
**Passes Defensed:** 3 vs. Philadelphia, 10/11/18  
**Sacks:** 0.5 vs. N.Y. Giants, 10/8/23  
**Forced Fumbles:** 1 3 times, last: at Seattle, 9/22/19  
**Fumble Recoveries:** 1 7 times, last: at Las Vegas, 11/21/21



TACKLE // 6-5 // 305 // ARKANSAS PINE-BLUFF '13  
 ACQUIRED: UFA, '22 (NO)  
 HOMETOWN: CAHOKIA, ILL. // BORN: 7/23/91  
 NFL: 11TH SEASON // DOLPHINS: SECOND SEASON



2018, 2019, 2020,  
2022, 2023



2018, 2019, 2020,  
2021, 2022, 2023

## NFL CAREER

### TRANSACTIONS:

- Signed by Miami as an unrestricted free agent from New Orleans on March 24, 2022.
- 3rd-round pick (75th overall) by New Orleans in the 2013 NFL Draft.

### CAREER HONORS:

- 2023 Pro Bowl selection.
- No. 83 on the NFL Network Top 100 list in 2023.
- 2022 Pro Bowl selection.
- 2022 PFWA All-AFC.
- No. 79 on the NFL Network Top 100 list in 2021.
- 2020 Ed Block Courage Award (New Orleans recipient).
- 2020 Pro Bowl selection.
- 2019 Pro Bowl selection.
- 2019 Walter Payton Man of the Year Nominee (New Orleans).
- 2018 Pro Bowl selection.
- 2018 2nd-team All-Pro.
- Ford Tough Offensive Line of the Week (at Cincinnati, 11/11/18).

### CAREER HIGHLIGHTS:

- Played in 120 career games with 116 starts at left tackle.
- 3 miscellaneous tackles.
- 2 miscellaneous fumble recoveries.
- Started 11 postseason games – 9 with New Orleans and 2 with Miami.
- Is a 6-time team captain (2018-23).

### 2023 (MIAMI):

- Started 10 games at left tackle.
- Inactive for 3 games.
- Missed 4 games after being placed on injured reserve on Oct. 6 and activated on Nov. 4.
- Served as a team captain.

#### VS. DENVER (9/24):

- Started at left tackle.
- Helped the offense break team records for points (70), total yards (726) and rushing yards (350), while not surrendering a sack.

#### AT WASHINGTON (12/3):

- Started at left tackle.
- Helped the Dolphins total 406 yards and 45 points while not allowing QB Tua Tagovailoa to get sacked.

### POSTSEASON:

**AFC WILD CARD AT KANSAS CITY (1/13):** Started at left tackle.

### PRO BOWL:

- Selected to start the Pro Bowl for the 5th time in his career.

### HONORS:

- No. 83 on the NFL Network Top 100 list.

### 2022 (MIAMI):

- Started 13 games at left tackle.
- Inactive for 4 games.
- Served as a team captain.

#### AT BALTIMORE (9/18):

- Started at left tackle.
- Helped the Dolphins overcome a 21-point fourth-quarter deficit and post 547 total yards in the win.

#### AT DETROIT (10/30):

- Started at left tackle.
- Helped the Dolphins total 476 yards of offense in the come-from-behind victory.

#### VS. CLEVELAND (11/13):

- Started at left tackle.
- Helped the offense total 491 yards and 39 points while not allowing QB Tua Tagovailoa to get sacked.

### PRO BOWL:

- Selected to start the Pro Bowl for the 4th time in his career.
- Became the 1st Dolphins offensive lineman selected to the Pro Bowl since 2015 (Branden Albert).

### HONORS:

- PFWA All-AFC

### POSTSEASON:

**AFC WILD CARD AT BUFFALO (1/15):** Started at left tackle.

### 2021 (NEW ORLEANS):

- Started 8 games at left tackle.
- Inactive for 9 games.
- 1 miscellaneous tackle.
- Served as a team captain.

#### AT CAROLINA (9/19):

- Started at left tackle.
- Appeared in his 100th career NFL game (regular season and playoffs).

#### VS. ATLANTA (10/7):

- Started at left tackle.
- Started his 100th career NFL game (regular season and playoffs).

#### AT N.Y. JETS (12/12):

- Started at left tackle.
- Helped block for a ground attack that gained 203

yards including 120 from RB Alvin Kamara.

#### HONORS:

- No. 79 on the NFL Network Top 100 list.

#### 2020 (NEW ORLEANS):

- Started 14 games at left tackle.
- Spent 2 games on the Reserve/COVID-19 list.
- Served as a team captain.

#### AT TAMPA BAY (11/8):

 Started at left tackle.

- Protected QB Drew Brees who completed 26-of-32 passing for 222 yards and 4 TDs for a QB rating of 135.2.

#### VS. ATLANTA (11/22):

 Started at left tackle.

#### VS. MINNESOTA (12/25):

 Started at left tackle.

- Paved the way for RB Alvin Kamara to rush for 155 yards and tie an NFL record with 6 rushing TDs.
- Protected QB Drew Brees and QB Taysom Hill as the team did not allow a sack.

#### POSTSEASON:

#### NFC WILD CARD VS. CHICAGO (1/10):

 Started at left tackle.

#### NFC DIVISIONAL VS. TAMPA BAY (1/17):

 Started at left tackle.

#### PRO BOWL:

- Selected to start the Pro Bowl for the 3rd-straight time in his career.

#### HONORS:

- Ed Block Courage Award (New Orleans recipient).

#### 2019 (NEW ORLEANS):

- Started 15 games at left tackle.
- Inactive for 1 game.
- 1 miscellaneous fumble recovery.
- Served as a team captain.

#### VS. ARIZONA (10/27):

 Started at left tackle.

- Paved the way for RB Latavious Murray to rush for 102 yards and 1 TD.
- Protected QB Drew Brees as the team did not allow a sack.

#### VS. INDIANAPOLIS (12/16):

 Started at left tackle.

- Protected QB Drew Brees as the team did not allow a sack.
- Brees was 29-of-30 passing (96.7 pct.) for 307 yards and 4 TDs for a QB rating of 148.9.
- Helped Brees break the NFL record for career TD passes with 540.

#### AT CAROLINA (12/29):

 Started at left tackle.

- Protected QB Drew Brees as the team did not allow a sack.

#### POSTSEASON:

#### NFC WILD CARD VS. MINNESOTA (1/5):

 Started at left tackle.

#### PRO BOWL:

- Selected to start the Pro Bowl for the 2nd-straight time in his career.

#### HONORS:

- Walter Payton Man of the Year nominee (New Orleans).

#### 2018 (NEW ORLEANS):

- Started 10 games at left tackle.
- Inactive for 6 games.
- Served as a team captain.

#### AT N.Y. GIANTS (9/30):

 Started at left tackle.

- Paved the way for RB Alvin Kamara to rush for 134 yards and 3 TDs.

#### VS. WASHINGTON (10/8):

 Started at left tackle.

- Protected QB Drew Brees, who completed 26-of-29 passes (89.7 pct.) for 363 yards and 3 TDs.
- Helped Brees break the NFL all-time record for passing yards with 71,940 in the 2nd quarter.

#### AT CINCINNATI (11/11):

 Started at left tackle.

- Protected QB Drew Brees as the team did not allow a sack.
- Brees completed 22-of-25 passing (88.0 pct.) and 3 TDs for a QB rating of 150.4.
- Blocked for a running game that had 47 carries for 244 yards (5.2 avg.) and 3 TDs including 104 yards from RB Mark Ingram.

#### POSTSEASON:

#### NFC DIVISIONAL VS. PHILADELPHIA (1/13):

Started at left tackle.

- Protected QB Drew Brees as he completed 28-of-38 passing (73.7 pct.) for 301 yards and 2 TDs for a passer rating of 103.1.

#### NFC CHAMPIONSHIP VS. L.A. RAMS (1/20):

Started at left tackle.

#### PRO BOWL:

- Selected to start the Pro Bowl for the 1st time in his career.

#### HONORS:

- 2nd-team All-Pro.
- Ford Tough Offensive Line of the Week (at Cincinnati, 11/11).

#### 2017 (NEW ORLEANS):

- Started 10 games at left tackle.
- Inactive for 5 games.
- Dressed but did not play in 1 game.

#### VS. DETROIT (10/15):

 Started at left tackle.

- Protected QB Drew Brees as the team did not allow a sack.

#### VS. BUFFALO (11/12):

 Started at left tackle.

- Protected QB Drew Brees as the team did not allow a sack.
- Helped block for a ground attack that gained 298 yards and 6 TDs including 131 yards and 3 TDs from RB Mark Ingram and 106 yards and 1 TD from RB Alvin Kamara.

#### VS. N.Y. JETS (12/17):

 Started at left tackle.

- Protected QB Drew Brees as the team did not allow a sack.

#### POSTSEASON:

#### NFC WILD CARD VS. CAROLINA (1/7):

 Started at left tackle.

- Protected QB Drew Brees as he completed 23-of-33 passing (69.7 pct.) for 376 yards and 2 TDs for a passer rating of 115.2.

#### NFC DIVISIONAL AT MINNESOTA (1/14):

 Started at left tackle.

#### 2016 (NEW ORLEANS):

- Started 7 games at left tackle.
- Inactive for 6 games.
- Missed the rest of the regular season after being placed on injured reserve on Dec. 14.

#### VS. SEATTLE (10/30):

 Started at left tackle.

#### VS. L.A. RAMS (11/27):

 Started at left tackle.

- Protected QB Drew Brees who completed 28-of-

36 passing (77.8 pct.) for 310 yards and 4 TDs for a QB rating of 139.6.

- Helped the offense total 209 rushing yards and 2 TDs including 146 yards and 1 TD from RB Mark Ingram.

### 2015 (NEW ORLEANS):

- Started 13 games at left tackle.
- Inactive for 3 games.

**VS. N.Y. GIANTS (11/1):** Started at left tackle.

- Protected QB Drew Brees as the team did not allow a sack.
- Brees completed 39-of-50 passing (78.0 pct.) for 505 yards and a career-high 7 TDs for a QB rating of 131.7.

**AT TAMPA BAY (12/13):** Started at left tackle.

**VS. JACKSONVILLE (12/27):** Started at left tackle.

- Protected QB Drew Brees as he completed 25-of-36 passing (69.4 pct.) for 412 yards and 3 TDs for a QB rating of 135.4.

### 2014 (NEW ORLEANS):

- Started 14 games at left tackle.
- Inactive for 2 games.

**VS. MINNESOTA (9/21):** Started at left tackle.

**VS. GREEN BAY (10/26):** Started at left tackle.

- Paved the way for RB Mark Ingram to rush for 172 yards and 1 TD.

**AT PITTSBURGH (11/30):** Started at left tackle.

- Protected QB Drew Brees as he completed 19-of-27 passing (70.4 pct.) for 257 yards and 5 TDs for a QB rating of 140.0.

### 2013 (NEW ORLEANS):

- Played in 6 games with 2 starts at left tackle.
- Inactive for 10 games.

**VS. ARIZONA (9/22):** Played but did not record any stats.

- Made his NFL debut.

**AT CAROLINA (12/22):** Started at left tackle.

- Made his first career start.

**VS. TAMPA BAY (12/29):** Started at left tackle.

- Protected QB Drew Brees as he completed 24-of-31 passing (77.4 pct.) for 381 yards and 4 TDs for a QB rating of 157.4.

### POSTSEASON:

**NFC WILD CARD AT PHILADELPHIA (1/11):**

Started at left tackle.

- Protected QB Drew Brees as he completed 23-of-33 passing (69.7 pct.) for 376 yards and 2 TDs for a passer rating of 115.2.

**NFC DIVISIONAL AT SEATTLE (1/11):** Started at left tackle.

## BEFORE THE NFL

### COLLEGE (ARKANSAS PINE-BLUFF):

- 4-year starter (2009-12).
- Also competed in track & field.

**CAREER:** Played in 37 games with 32 starts at left tackle.

**SENIOR (2012):** Started all 12 games at left tackle.

- 1st-team All-American.
- 1st-team All-SWAC.

**JUNIOR (2011):** Started 10 games at left tackle.

- 1st-team All-SWAC.

**SOPHOMORE (2010):** Started 10 games at left tackle.

- 1st team All-SWAC.

**TRUE FRESHMAN (2009):** Played in 5 games.

### HIGH SCHOOL (CAHOKIA HS – CAHOKIA, ILL.)

- Also participated in track & field, where he earned a state title.

**SENIOR (2008):**

- All-Southern Seven Conference.
- All-Class 5A.
- Belleville News-Democrat Class 1A-2A Track and Field Athlete of the Year.

## OFF THE FIELD

### COMMUNITY:

**2023:**

- Co-hosted a double holiday extravaganza event with teammates Jerome Baker and Xavien Howard, gifting bikes to 50 children from local Boys & Girls Clubs and a shopping spree for children from Lotus House and the North Miami Police Athletic League.
- Through his Team Armstead Foundation, hosted a Thanksgiving giveaway event, surprising children from the Boys & Girls Clubs of Broward County with a shopping spree.

**2022:**

- Opened the Team Armstead Community Center in his hometown of Cahokia, Illinois. Developed a business curriculum to educate and inspire youth.
- Partnered with the North Miami Beach Police Athletic League to host a Thanksgiving meal distribution.

**2020:**

- Partnered with the Scholars Education Center to open a location in Metairie, Louisiana that provides students of all ages with a space for empowerment, growth and access to impactful educational resources.

**2019:**

- Hosted a “Day of Sport” event in the Ochsner Sports Performance Center indoor field, putting over 200 children through various fitness and yoga drills.
- Co-hosted an event to benefit Team Gleason and Son of a Saint with A.J. Klein.

**2016:**

- Participated in “Greasing of the Poles” event to commemorate the start of Mardi Gras.
- Played in Tim Lelito’s charity softball game.

### PERSONAL:

- **PRONUNCIATION:** First name is pronounced tuh-RON.
- **MAJOR:** Industrial technology engineering.

### TERRON ARMSTEAD'S NFL REGULAR SEASON STATS

**GAMES/STARTS:** (New Orleans) 2013: 6/2, 2014: 14/14, 2015: 13/13, 2016: 7/7, 2017: 10/10, 2018: 10/10, 2019: 15/15, 2020: 14/14, 2021: 8/8, (Miami) 2022: 13/13, 2023: 10/10 **NFL TOTALS: 120/116**

### TERRON ARMSTEAD'S NFL PLAYOFF STATS

**GAMES/STARTS:** (New Orleans) 2013: 2/2, 2017: 2/2, 2018: 2/2, 2019: 1/1, 2020: 2/2, (Miami) 2022: 1/1, 2023: 1/1 **PLAYOFF TOTALS: 11/11**

### ADDITIONAL STATS

**Miscellaneous Tackles:** 1 in 2015, 1 in 2017, 1 in 2021 for total of 3 (P-2).

**Miscellaneous Fumble Recoveries:** 1 in 2017, 1 in 2019 for total of 2.



## NFL CAREER

### TRANSACTIONS:

- Signed by Miami on March 17, 2023.
- Released by New England on March 10, 2023.
- 5th-round pick (163rd overall) by New England in the 2019 NFL Draft.

### CAREER HONORS:

- 2020 1st-team All-Pro.
- 2020 Pro Bowl selection.
- 2020 PFWA All-AFC.
- AFC Special Teams Player of the Week (at Philadelphia, 11/17/19).
- AFC Special Teams Player of the Week (vs. N.Y. Jets, 9/22/19).

### CAREER HIGHLIGHTS:

- Played in 75 career games.
- 275 punts for 12,613 yards (45.9 avg.) and a 40.9 net average.
- 5 special teams tackles (4 solo).
- Played in 3 postseason games – 2 with New England and 1 with Miami.
- His 40.7 net punt average in 2023 was the 5th-best in franchise history:

#### DOLPHINS NET PUNT AVERAGE LEADERS

(min. 40 punts)

| PLAYER                | YEAR        | AVG         |
|-----------------------|-------------|-------------|
| 1. Brandon Fields     | 2013        | 42.4        |
| 2. Brandon Fields     | 2012        | 41.2        |
| 3. Brandon Fields     | 2011        | 41.2        |
| 4. Matt Haack         | 2019        | 41.1        |
| 5. <b>JAKE BAILEY</b> | <b>2023</b> | <b>40.7</b> |

- Led the NFL in net punt avg. in 2020:

#### 2020 NFL NET PUNT AVERAGE LEADERS

(min. 40 punts)

| PLAYER                | TEAM               | AVG         |
|-----------------------|--------------------|-------------|
| 1. <b>JAKE BAILEY</b> | <b>NEW ENGLAND</b> | <b>45.6</b> |
| 2. Jack Fox           | Detroit            | 44.8        |
| 3. Michael Dickson    | Seattle            | 44.4        |
| 4. Tress Way          | Washington         | 44.3        |
| 5. Corey Bojorquez    | Buffalo            | 44.0        |

- Holds 2 of the Patriots' top 5 single-season net punt averages, including the team record set in 2020:

## PATRIOTS SINGLE-SEASON NET PUNT AVG. LEADERS

(min. 40 punts)

| PLAYER                | YEAR        | AVG         |
|-----------------------|-------------|-------------|
| 1. <b>JAKE BAILEY</b> | <b>2020</b> | <b>45.6</b> |
| 2. Zoltan Mesko       | 2011        | 41.5        |
| 3. Ryan Allen         | 2016        | 41.4        |
| 4. <b>JAKE BAILEY</b> | <b>2019</b> | <b>41.3</b> |
| 5. Bryce Baringer     | 2023        | 40.8        |

- His 71 punt return yards allowed in 2020 were the fewest in Patriots history and the 7th-fewest in NFL history.

### 2023 (MIAMI):

- Played in all 17 games.
- 53 punts for 2,424 yards (45.7 avg.) and a 40.7 net average.

**VS. DENVER (9/24):** 1 punt for 48 yards (48.0 avg.) and a 48.0 net average.

- Held for K Jason Sanders as he set an NFL record for most PATs in a game with 10.

**VS. NEW ENGLAND (10/29):** 3 punts for 146 yards (48.7 avg.) and a 42.0 net average.

- Pinned 2-of-3 punts inside the 20.

**AT KANSAS CITY IN FRANKFURT (11/5):** 7 punts for 316 yards (45.1 avg.) and a 43.1 net average.

- Pinned 4-of-7 punts inside the 20.

### POSTSEASON:

**AFC WILD CARD AT KANSAS CITY (1/13):** 4 punts for 163 yards (40.8 avg.) and a 40.5 net average.

### 2022 (NEW ENGLAND):

- Played in 9 games.
- Missed the rest of the season after being placed on injured reserve on Nov. 19.
- 37 punts for 1,557 yards (42.1 avg.) and a 35.3 net average.
- 2 solo special teams tackles.

**AT MIAMI (9/11):** 3 punts for 118 yards (39.3 avg.) and a 39.3 net average.

- Pinned all 3 of his punts inside the 20.

**VS. DETROIT (10/9):** 2 punts for 101 yards (50.5 avg.) and a 42.5 net average.

### 2021 (NEW ENGLAND):

- Played in all 17 games.
- 49 punts for 2,316 yards (47.3 avg.) and a 39.6 net average.



**AT N.Y. JETS (9/19):** 5 punts for 219 yards (43.8 avg.) and a 42.6 net average.

- Pinned 4 of his 5 punts inside the 20.

**AT CAROLINA (11/7):** 3 punts for 152 yards (50.7 avg.) and a 42.7 net average.

- Pinned 2 of his 3 punts inside the 20.

**AT ATLANTA (11/18):** 4 punts for 193 yards (48.3 avg.) and a 45.5 net average.

- Pinned 3 of his 4 punts inside the 20.

#### POSTSEASON:

**AFC WILD CARD AT BUFFALO (1/15):** 3 punts for 142 yards (47.3 avg.) and a 29.3 net average.

### 2020 (NEW ENGLAND):

- Played in all 16 games.
- 55 punts for 2,678 yards (48.7 avg.) and a 45.6 net average.
- His 45.6 net punt average led the NFL and was the best single-season net punt average in Patriots history.
- His 71 punt return yards allowed were the fewest in Patriots history and the 7th-fewest in NFL history.

**AT KANSAS CITY (10/5):** 3 punts for 157 yards (52.3 avg.) and a 52.3 net average.

- Pinned all 3 punts inside the 20.

**AT L.A. RAMS (12/10):** 6 punts for 310 yards (51.7 avg.) and a 50.3 net average.

- Pinned 4 of 6 punts inside the 20.

**VS. BUFFALO (12/28):** 7 punts for 362 yards (51.7 avg.) and a 48.1 net average.

- Pinned 4 of 7 punts inside the 20.

#### PRO BOWL:

- Selected to start the Pro Bowl for the 1st time in his career.

#### HONORS:

- 1st-team All-Pro.
- PFWA All-AFC.

### 2019 (NEW ENGLAND):

- Played in all 16 games.
- 81 punts for 3,638 yards (44.9 avg.) and a 41.3 net average.
- His 36 punts inside the 20 were a franchise record.
- His 41.3 net punt avg. ranks 4th in Patriots history.

**VS. PITTSBURGH (9/8):** 3 punts for 123 yards (41.0 avg.) and a 41.0 net average.

- Made his NFL debut.

**VS. N.Y. JETS (9/22):** 7 punts for 310 yards (44.3 avg.) and a 41.4 net average.

- Pinned 5 of 7 punts inside the 20.

**AT PHILADELPHIA (11/17):** 8 punts for 381 yards (47.6 avg.) and a 46.0 net average.

#### POSTSEASON:

**AFC WILD CARD VS. TENNESSEE (1/4):** 5 punts for 230 yards (46.0 avg.) and a 38.0 net average.

#### HONORS:

- AFC Special Teams Player of the Week (vs. N.Y. Jets, 9/22).
- AFC Special Teams Player of the Week (at Philadelphia, 11/17).

## BEFORE THE NFL

### COLLEGE (STANFORD):

- 4-year letterman (2015-18).

**CAREER:** Played in 52 games; 185 punts for 8,105 yards (43.8 avg.) and 76 inside the 20; 1 carry for 17 yards.

- His 43.8 career punt avg. was the best in school history.

**SENIOR (2018):** Played in all 13 games; 68 punts for 2,996 yards (44.1 avg.).

- 2nd-team All-Pac 12.
- His 44.1 punt average was 4th-best in school history.

**JUNIOR (2017):** Played in all 14 games; 57 punts for 2,586 yards (45.4 avg.); 1 carry for 17 yards.

- 2nd-team All-Pac 12.
- His 45.4 punt average led the Pac-12 and ranked 7th nationally.

**SOPHOMORE (2016):** Played in all 13 games; 50 punts for 2,176 yards (43.5 avg.).

- Honorable mention All-Pac 12.

**TRUE FRESHMAN (2015):** Played in 12 games; 10 punts for 347 yards (34.7 avg.).

### HIGH SCHOOL (SANTA FE CHRISTIAN – SOLANA BEACH, CALIF.)

- Also lettered in soccer and track and field.
- Set school record in the long jump (21-4).

**SENIOR (2014):** 12-of-16 field goals (75.0 pct.) and 26-of-27 PATs (96.3 pct.); 44.1 gross punt avg.

- 2nd-team all-state.

## OFF THE FIELD

### PERSONAL:

- **MAJOR:** Science, technology and society.

| JAKE BAILEY'S NFL REGULAR SEASON STATS |             |    |      |       |      |    |         |     |         |    |       |
|--|-------------|----|------|-------|------|----|---------|-----|---------|----|-------|
| YEAR                                   | TEAM        | GP | PUNT | YDS   | AVG  | LG | OPP RET | YDS | NET AVG | TB | IN 20 |
| 2019                                   | NEW ENGLAND | 16 | 81   | 3638  | 44.9 | 65 |         | 175 | 41.3    | 6  | 36    |
| 2020                                   | NEW ENGLAND | 16 | 55   | 2678  | 48.7 | 71 |         | 71  | 45.6    | 5  | 31    |
| 2021                                   | NEW ENGLAND | 17 | 49   | 2316  | 47.3 | 71 |         | 138 | 39.6    | 6  | 23    |
| 2022                                   | NEW ENGLAND | 9  | 37   | 1557  | 42.1 | 62 |         | 152 | 35.3    | 5  | 12    |
| 2023                                   | MIAMI       | 17 | 53   | 2424  | 45.7 | 66 |         | 207 | 40.7    | 3  | 20    |
| NFL TOTALS                             |             | 75 | 275  | 12613 | 45.9 | 71 |         | 743 | 40.9    | 25 | 122   |

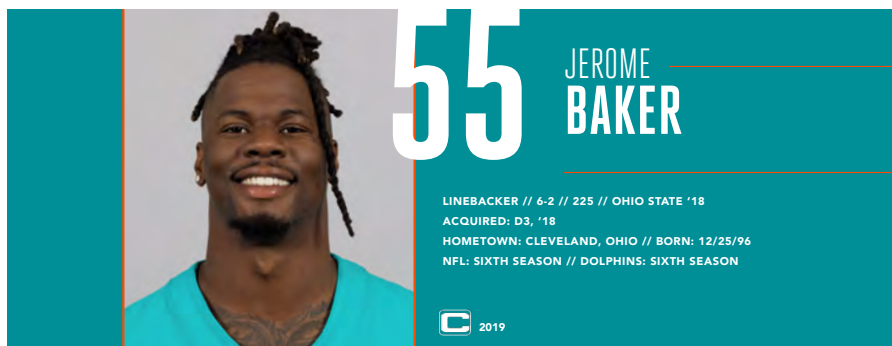
| JAKE BAILEY'S NFL PLAYOFF STATS |             |    |      |     |      |    |         |     |         |    |       |
|---------------------------------|-------------|----|------|-----|------|----|---------|-----|---------|----|-------|
| YEAR                            | TEAM        | GP | PUNT | YDS | AVG  | LG | OPP RET | YDS | NET AVG | TB | IN 20 |
| 2019                            | NEW ENGLAND | 1  | 5    | 230 | 46.0 | 61 |         | 0   | 38.0    | 2  | 2     |
| 2021                            | NEW ENGLAND | 1  | 3    | 142 | 47.3 | 53 |         | 54  | 29.3    | 0  | 2     |
| 2023                            | MIAMI       | 1  | 4    | 163 | 40.8 | 51 |         | 1   | 40.5    | 0  | 0     |
| PLAYOFF TOTALS                  |             | 3  | 12   | 535 | 44.6 | 61 |         | 55  | 36.7    | 2  | 4     |

### ADDITIONAL STATS

**Special Teams Tackles:** (New England) 1 in 2019, 2 in 2020, 2 in 2022 for total of 5.

### SINGLE-GAME CAREER HIGHS

**Punts:** 9 at Buffalo, 9/29/19  
**Punt Yards:** 435 at Buffalo, 9/29/19  
**Punts Inside the 20:** 6 at Philadelphia, 11/17/19  
**Longest Punt:** 71 Twice, last: at Buffalo, 12/6/21



LINEBACKER // 6-2 // 225 // OHIO STATE '18  
 ACQUIRED: D3, '18  
 HOMETOWN: CLEVELAND, OHIO // BORN: 12/25/96  
 NFL: SIXTH SEASON // DOLPHINS: SIXTH SEASON



## NFL CAREER

### TRANSACTIONS:

- 3rd-round pick (73rd overall) by Miami in the 2018 NFL Draft.

### CAREER HONORS:

- 2021 Walter Payton Man of the Year Nominee.
- AFC Defensive Player of the Month (December 2021).

### CAREER HIGHLIGHTS:

- Played in 94 career games with 82 starts.
- 581 tackles (378 solo), 22.5 sacks, 5 interceptions, 21 passes defended and 6 forced fumbles; 2 interceptions returned for a TD.
- 1 punt return for 0 yards (0.0 avg.).
- 5 special teams tackles (3 solo).
- Started 1 postseason game.
- Led the Dolphins in tackles in 3 consecutive seasons from 2019-21.
- Became the 1st Dolphin since at least 2000 to record 500+ tackles in the 1st 5 years of his career.
- His 581 career tackles are 7th among his draft class.

### MOST CAREER TACKLES (2018 DRAFT CLASS)

| PLAYER                 | TM          | TOT        | SOLO       | ASST       |
|------------------------|-------------|------------|------------|------------|
| 1. Roquan Smith        | Chi./Bal.   | 850        | 534        | 316        |
| 2. Foye Oluokun        | Atl./Jax.   | 811        | 506        | 305        |
| 3. Fred Warner         | SF          | 765        | 492        | 273        |
| 4. Tremaine Edmunds    | Buf./Chi.   | 678        | 428        | 250        |
| 5. Shaquille Leonard   | Ind./Phi.   | 637        | 397        | 240        |
| 6. Jessie Bates        | Cin./Atl.   | 609        | 414        | 195        |
| 7. <b>JEROME BAKER</b> | <b>MIA.</b> | <b>581</b> | <b>378</b> | <b>203</b> |
| 8. Minkah Fitzpatrick  | Mia./Pit.   | 510        | 336        | 174        |
| 9. Derwin James        | LAC         | 497        | 323        | 174        |
| 10. Ja'Whaun Bentley   | NE          | 487        | 265        | 222        |

- His 124 tackles in 2019 were 14th in the NFL.
- Served as a team captain in 2019.

### 2023 (MIAMI):

- Played in 13 games with 12 starts.
- Missed 4 games after being placed on injured reserve on Dec. 9 and activated on Jan. 6.
- 78 tackles (51 solo), 1.5 sacks, 2 interceptions and 3 passes defended; 1 interception returned for a TD.

**VS. N.Y. GIANTS (10/8):** 8 tackles (4 solo) and 1.5 sacks.

- Split a sack of QB Daniel Jones with CB Eli Apple on 3rd-and-3 in the 2nd quarter to force the Giants to punt.
- Sacked QB Daniel Jones in the 3rd quarter on 1st-and-10.

**AT PHILADELPHIA (10/22):** 11 tackles (6 solo), 1 interception and 1 pass defended; 1 interception returned for a TD.

- Intercepted QB Jalen Hurts off a CB Kader Kohou deflection and returned it 22 yards for a TD to tie the game, 17-17, with 4:02 remaining in the 3rd quarter.

**AT N.Y. JETS (11/24):** 6 solo tackles, 1 interception and 2 passes defended.

- Intercepted a QB Tim Boyle pass on 2nd-and-16 with 8:01 left to play in the 4th quarter.

### POSTSEASON:

- Missed the rest of the season after being placed on injured reserve on Jan. 9.

### 2022 (MIAMI):

- Started all 17 games.
- 100 tackles (66 solo), 4.0 sacks, 4 passes defended and 1 forced fumble.

**VS. BUFFALO (9/25):** 13 tackles (9 solo), 0.5 sack and 1 pass defended.

**VS. HOUSTON (11/27):** 4 tackles (3 solo), 1.0 sack and 1 forced fumble.

- Strip-sacked QB Kyle Allen on a 3rd-and-13 play in the 4th quarter to force a punt.

**AT L.A. CHARGERS (12/11):** 11 tackles (6 solo) and 1.0 sack.

- Sacked QB Justin Herbert in the 3rd quarter.

### POSTSEASON:

**AFC WILD CARD AT BUFFALO (1/15):** 7 tackles, (4 solo) and 1.0 sack.

- Sacked QB Josh Allen for a loss of 7 yards on 2nd-and-8 in the 1st quarter.

### 2021 (MIAMI):

- Started 16 games.
- Inactive for 1 game.
- 92 tackles (62 solo), 5.5 sacks, 1 interception, 4 passes defended and 1 forced fumble.

**VS. HOUSTON (11/7):** 7 tackles (5 solo), 1 interception and 1 pass defended.

- Intercepted QB Tyrod Taylor in the 2nd quarter.
- VS. N.Y. JETS (12/19):** 7 tackles (4 solo) and 2.0 sacks.
- Sacked QB Zach Wilson for a loss of 9 yards in the 2nd quarter.
- Sacked QB Zach Wilson for a loss of 10 yards on 3rd-and-12 in the 4th quarter to force a punt.
- AT NEW ORLEANS (12/27):** 6 tackles (5 solo) and 1.5 sacks.
- Sacked QB Ian Book for a loss of 7 yards on 3rd-and-6 in the 1st quarter.
- Split a sack of QB Ian Book with S Jevon Holland for a loss of 12 yards in the 4th quarter.
- AT TENNESSEE (1/2):** 7 tackles (6 solo) and 1.0 sack.
- Sacked QB Ryan Tannehill for a loss of 10 yards on 3rd-and-6 in the 3rd quarter.

#### HONORS:

- Walter Payton Man of the Year Nominee.
- AFC Defensive Player of the Month (December).

#### 2020 (MIAMI):

- Played in all 16 games with 11 starts.
- 111 tackles (69 solo), 7.0 sacks, 3 passes defended and 2 forced fumbles.
- 1 solo special teams tackle.
- AT NEW ENGLAND (9/13):** 16 tackles (12 solo), 1.0 sack and 1 forced fumble.
- Sacked QB Cam Newton for a loss of 9 yards in the 1st quarter.
- His 16 tackles were the most by a Dolphins player since 2014.
- AT SAN FRANCISCO (10/11):** 7 tackles (6 solo) and 1.0 sack; 1 solo special teams tackle.
- Sacked QB C.J. Beathard for a loss of 9 yards in the 3rd quarter.
- VS. KANSAS CITY (12/13):** 9 tackles (5 solo) and 2.5 sacks.
- Sacked QB Patrick Mahomes for a loss of 30 yards on 3rd-and-12 in the 1st quarter.
- Sacked QB Patrick Mahomes again in the 2nd quarter for a loss of 5 yards.
- Split a sack with DT Christian Wilkins of QB Patrick Mahomes on 3rd-and-6 in the 4th quarter.
- His 30-yard sack is the longest in Dolphins history and longest in the NFL since 2015.
- Became 1st NFL player to record at least 2.5 sacks in one game against QB Patrick Mahomes.

#### 2019 (MIAMI):

- Played in 16 games with 15 starts.
- 124 tackles (74 solo), 1.5 sacks, 1 interception, 4 passes defended and 2 forced fumbles.
- 1 solo special teams tackle.
- His 124 tackles (74 solo) were 14th in the NFL and 1st among all players in the 2018 draft class.
- Served as a team captain.
- AT INDIANAPOLIS (11/10):** 8 tackles (7 solo), 1.0 sack and 1 forced fumble.
- Strip-sacked QB Brian Hoyer on 2nd-and-13 in the 2nd quarter, moving the Colts out of field goal range.
- AT N.Y. GIANTS (12/15):** 12 tackles (6 solo), 1 interception and 1 pass defended.
- Intercepted QB Eli Manning in the 3rd quarter.

- VS. CINCINNATI (12/22):** 12 tackles (7 solo), 0.5 sacks and 1 pass defended.
- Sacked QB Andy Dalton on a 3rd-and-10 in the 1st quarter.

#### 2018 (MIAMI):

- Played in all 16 games with 11 starts.
- 76 tackles (56 solo), 3.0 sacks, 1 interception and 3 passes defended; 1 interception return for a TD.
- 1 punt return for 0 yards (0.0 avg.).
- 3 special teams tackles (1 solo).
- His 76 tackles were 7th among rookie linebackers.
- AT CINCINNATI (10/7):** 6 solo tackles and 2.0 sacks; 1 assisted special teams tackle.
- Sacked QB Andy Dalton on third-and-10 for a loss of 9 yards in the 3rd quarter, forcing Cincinnati to punt.
- Sacked QB Andy Dalton again on third-and-1 for a loss of 10 yards in the 3rd quarter, holding Cincinnati to a field goal.
- The last Dolphins rookie to have 2.0 sacks in a game was DE Olivier Vernon on 10/14/12 vs. St. Louis, while the last rookie linebacker to do so for Miami was Derrick Rodgers on 10/12/97 at N.Y. Jets.
- VS. N.Y. JETS (11/4):** 5 tackles (4 solo), 1 interception and 1 pass defended.
- Intercepted QB Sam Darnold on 2nd-and-9 with 10:56 remaining in the 4th quarter and returned it 25 yards for a TD, extending Miami's lead to 13-3.
- AT BUFFALO (12/30):** 6 solo tackles and 1.0 sack.
- Sacked QB Josh Allen on 1st-and-10 for a loss of 9 yards in the 1st quarter.

### BEFORE THE NFL

#### COLLEGE (OHIO STATE):

- 3-year letterman (2015-17) and 2-year starter.
- CAREER:** Played in 33 games with 25 starts; 158 tackles (90 solo), 7.0 sacks, 2 interceptions, 5 passes defended, 1 forced fumble and 3 fumble recoveries.
- JUNIOR (2017):** Started 13 games; 72 tackles (42 solo), 3.5 sacks, 3 passes defended, 1 forced fumble and 2 fumble recoveries.
- Honorable mention All-Big Ten.
- SOPHOMORE (2016):** Played in all 13 games with 12 starts; 83 tackles (45 solo), 3.5 sacks, 2 interceptions, 2 passes defended and 1 fumble recovery.
- Honorable mention All-Big Ten.
- His 83 tackles were second on the team.
- TRUE FRESHMAN (2015):** Played in 7 games; 3 solo tackles.

#### HIGH SCHOOL (BENEDICTINE HS – CLEVELAND, OHIO)

##### SENIOR (2014):

- Helped his school win the state championship.
- 1st-team all-state.
- Co-defensive player of the year in Ohio.

## OFF THE FIELD

### COMMUNITY:

#### 2023:

- Co-hosted a double holiday extravaganza event with teammates Terron Armstead and Xavien Howard, gifting bikes to 50 children from local Boys & Girls Clubs and a shopping spree for children from Lotus House and the North Miami Police Athletic League.
- Continued relationship and mentorship with visits to the North Miami Police Athletic League.

#### 2022:

- Held the 4th annual Season of Giving Event at the Hank Kline Boys & Girls Club of Miami-Dade to provide holiday gifts for 100 kids.
- Partnered with the North Miami Police Department to host a Thanksgiving meal distribution for 50 South Florida families.

#### 2021:

- Held the 3rd annual Season of Giving event at the Miami Northwest Boys & Girls Club to provide holiday gifts for children ages 6-10.
- Partnered with the North Miami Police Department to host a Thanksgiving meal distribution for 20 South Florida families.
- Partnered with a minority-owned food truck to provide meals for first responders who worked tirelessly in the recovery efforts of the Surfside condo building collapse and delivered water and supplies.
- Led the charge with the City of North Miami to collect and transport supplies for the people of Haiti following the devastating earthquake in August.

- Hosted a Christmas in July event for children at the Boys & Girls Club, spending the day with the students and also providing back-to-school supplies and gifts.

#### 2020:

- Held his 2nd annual Season of Giving event at the Miami Northwest Boys & Girls Club, appearing virtually to surprise the kids with holiday gifts.
- Hosted a socially-distanced backpack giveaway at his high school alma mater, Benedictine, to assist Cleveland-area youth during the pandemic.

#### 2019:

- Held the 1st Season of Giving event to provide holiday gifts for children at the Miami Northwest Boys & Girls Club.
- Served as the player ambassador for Florida Fuel Up to Play 60 initiative encouraging access and consumption of proper nutrition and physical activity for local youth.

#### 2018:

- Participated in a police ride along through Football Unites.
- Joined the Microsoft Digital Skills All-Star program.
- Established his Expand the Land Foundation to inspire youth and provide mentorship and programming in South Florida and his hometown of Cleveland.

### PERSONAL:

- **MAJOR:** Criminology.

### JEROME BAKER'S NFL REGULAR SEASON STATS

| YEAR       | TEAM  | GP | GS | TACKLES |      |      |      |       | INTERCEPTIONS |     |     |    |    | FUMBLES |    |
|------------|-------|----|----|---------|------|------|------|-------|---------------|-----|-----|----|----|---------|----|
|            |       |    |    | TOT     | SOLO | ASST | SK   | YDS   | INT           | YDS | LG  | TD | PD | FF      | FR |
| 2018       | MIAMI | 16 | 11 | 76      | 56   | 20   | 3.0  | 28.0  | 1             | 25  | 25t | 1  | 3  | 0       | 0  |
| 2019       | MIAMI | 16 | 15 | 124     | 74   | 50   | 1.5  | 13.0  | 1             | 34  | 34  | 0  | 4  | 2       | 0  |
| 2020       | MIAMI | 16 | 11 | 111     | 69   | 42   | 7.0  | 69.5  | 0             | 0   | -   | 0  | 3  | 2       | 0  |
| 2021       | MIAMI | 16 | 16 | 92      | 62   | 30   | 5.5  | 52.0  | 1             | 0   | -   | 0  | 4  | 1       | 0  |
| 2022       | MIAMI | 17 | 17 | 100     | 66   | 34   | 4.0  | 19.5  | 0             | 0   | -   | 0  | 4  | 1       | 0  |
| 2023       | MIAMI | 13 | 12 | 78      | 51   | 27   | 1.5  | 0.0   | 2             | 23  | 22t | 1  | 3  | 0       | 0  |
| NFL TOTALS |       | 94 | 82 | 581     | 378  | 203  | 22.5 | 182.0 | 5             | 82  | 34  | 2  | 21 | 6       | 0  |

### JEROME BAKER'S NFL PLAYOFF STATS

| YEAR           | TEAM  | GP | GS | TACKLES |      |      |     |     | INTERCEPTIONS |     |    |    |    | FUMBLES |    |
|----------------|-------|----|----|---------|------|------|-----|-----|---------------|-----|----|----|----|---------|----|
|                |       |    |    | TOT     | SOLO | ASST | SK  | YDS | INT           | YDS | LG | TD | PD | FF      | FR |
| 2022           | MIAMI | 1  | 1  | 7       | 4    | 3    | 1.0 | 7.0 | 0             | 0   | 0  | 0  | 0  | 0       | 0  |
| PLAYOFF TOTALS |       | 1  | 1  | 7       | 4    | 3    | 1.0 | 7.0 | 0             | 0   | 0  | 0  | 0  | 0       | 0  |

### ADDITIONAL STATS

**Defensive Touchdowns:** 25-yard interception return vs. N.Y. Jets (11/4/18), 22-yard interception return at Philadelphia (10/22/23).

**Special Teams Tackles:** 3 in 2018, 1 in 2019, 1 in 2020 for total of 5.

### SINGLE-GAME CAREER HIGHS


**Tackles:** 16 at New England, 9/13/20

**Sacks:** 2.5 vs. Kansas City, 12/13/20

**Interceptions:** 1 5 times, last: at N.Y. Jets, 11/24/23

**Passes Defensed:** 2 Twice, last: at N.Y. Jets, 11/24/23

**Forced Fumbles:** 1 6 times, last: vs. Houston, 11/27/22



# 0

## BRAXTON BERRIOS

WIDE RECEIVER // 5-9 // 185 // MIAMI (FLA.) '18

ACQUIRED: FA, '23

HOMETOWN: RALEIGH, N.C. // BORN: 10/6/95

NFL: SIXTH SEASON // DOLPHINS: FIRST SEASON

### NFL CAREER

#### TRANSACTIONS:

- Signed with Miami on March 17, 2023.
- Released by N.Y. Jets on March 15, 2023.
- Awarded off waivers to the N.Y. Jets on Sept. 1, 2019.
- Waived by New England on Aug. 31, 2019.
- 6th-round pick (210th overall) by New England in the 2018 NFL Draft.

#### CAREER HONORS:

- 2021 1st-team All-Pro as kick returner.
- AFC Special Teams Player of the Week (vs. Jacksonville, 12/26/21).

#### CAREER HIGHLIGHTS:

- Played in 81 career games with 6 starts.
- 134 receptions for 1,323 yards (9.9 avg.) and 6 TDs.
- 20 carries for 171 yards (8.6 avg.) and 4 TDs.
- 1-of-1 passing (100.0 pct.) for 2 yards and 1 TD.
- 85 kickoff returns for 2,108 yards (24.8 avg.) and 1 TD.
- 90 punt returns for 1,002 yards (11.1 avg.).
- 1 special teams tackle.
- 2 miscellaneous tackles.
- Played in 1 postseason game with Miami.
- His 11.1 yard punt return average is 6th in the NFL since he made his debut in 2019 (min. 50 returns):

#### HIGHEST PUNT RETURN AVG. (SINCE 2019)

(min. 50 returns)

| PLAYER                    | TEAM           | PR        | YDS          | AVG         |
|---------------------------|----------------|-----------|--------------|-------------|
| 1. Devin Duvernay         | Bal.           | 69        | 886          | 12.8        |
| 2. Gunner Olszewski       | NE/Pit/NYG     | 98        | 1,170        | 11.9        |
| 3. Britain Covey          | Phi.           | 62        | 725          | 11.7        |
| 4. Nyheim Hines           | Ind./Buf.      | 89        | 1,015        | 11.4        |
| 5. Kalif Raymond          | Ten./Det.      | 97        | 1,084        | 11.2        |
| 6. <b>BRAXTON BERRIOS</b> | <b>NYJ/MIA</b> | <b>90</b> | <b>1,002</b> | <b>11.1</b> |

- His 30.4 yard kickoff return average in 2021 led the NFL (min. 22 returns)

#### HIGHEST KICKOFF RETURN AVG. (2021)

(min. 22 returns)

| PLAYER                    | TEAM       | KR        | YDS        | AVG         |
|---------------------------|------------|-----------|------------|-------------|
| 1. <b>BRAXTON BERRIOS</b> | <b>NYJ</b> | <b>28</b> | <b>852</b> | <b>30.4</b> |
| 2. Andre Roberts          | Hou./LAC   | 37        | 1,010      | 27.3        |
| 3. DeAndre Carter         | Was.       | 36        | 904        | 25.1        |
| 4. Godwin Igwebuike       | Det.       | 28        | 697        | 24.9        |
| 5. Byron Pringle          | KC         | 25        | 621        | 24.8        |

#### 2023 (MIAMI):

- Played in 16 games with 1 start.
- Inactive for 1 game.
- 27 receptions for 238 yards (8.8 avg.) and 1 TD.
- 1 carry for 11 yards (11.0 avg.).
- 18 kickoff returns for 441 yards (24.5 avg.).
- 23 punt returns for 235 yards (10.2 avg.).

**AT L.A. CHARGERS (9/10):** 3 receptions for 42 yards (14.0 avg.).

- Caught a 16-yard pass from QB Tua Tagovailoa to convert on 3rd-and-15 in the 4th quarter.
- Made his Dolphins debut.

**AT BUFFALO (10/1):** 6 receptions for 43 yards (7.2 avg.) and 1 TD; 1 carry for 11 yards (11.0 avg.); 4 kickoff returns for 91 yards (22.8 avg.).

- Caught an 11-yard TD pass from QB Tua Tagovailoa on 3rd-and-6 in the 3rd quarter.

**AT PHILADELPHIA (10/22):** 1 reception for 7 yards (7.0 avg.); 1 punt return for 16 yards (16.0 avg.); 4 kickoff returns for 105 yards (26.3 avg.).

#### POSTSEASON:

**AFC WILD CARD AT KANSAS CITY (1/13):** 3 kickoff returns for 69 yards (23.0 avg.).

#### 2022 (N.Y. JETS):

- Played in all 17 games with 2 starts.
- 18 receptions for 145 yards (8.1 avg.).
- 9 carries for 91 yards (10.1 avg.) and 2 TDs.
- 1-of-1 passing (100.0 pct.) for 2 yards and 1 TD.
- 26 kickoff returns for 600 yards (23.1 avg.).
- 21 punt returns for 240 yards (11.4 avg.).

**VS. BALTIMORE (9/11):** 8 receptions for 37 yards (7.4 avg.); 2 kickoff returns for 48 yards (24.0 avg.); 2 punt returns for 30 yards (15.0 avg.).

**AT PITTSBURGH (10/2):** 1 reception for 6 yards; 1-of-1 passing (100.0 pct.) for 2 yards and 1 TD.

- Completed a 2-yard TD pass to QB Zach Wilson in the 2nd quarter.
- Became the 5th NFL player since 1970 to record a passing, receiving, rushing and kickoff return TD in his career.

**AT GREEN BAY (10/16):** 1 reception for 6 yards; 1 carry for 20 yards and 1 TD; 1 kickoff return for 29 yards; 3 punt returns for 34 yards (11.3 avg.).

- Took a carry 20 yards for a score to give the Jets a 3rd quarter lead.



## 2021 (N.Y. JETS):

- Played in 16 games with 1 start.
- Missed the final game of the season after being placed on injured reserve on Jan. 7, 2022.
- 46 receptions for 431 yards (9.4 avg.) and 2 TDs.
- 7 carries for 40 yards (5.7 avg.) and 2 TDs.
- 28 kickoff returns for 852 yards (30.4 avg.) and 1 TD.
- 15 punt returns for 201 yards (13.4 avg.).
- Led the NFL with a 30.4 kickoff return average.

**VS. NEW ENGLAND (9/19):** 7 receptions for 73 yards (10.4 avg.); 4 kickoff returns for 95 yards (23.8 avg.); 1 punt return for 6 yards.

**VS. JACKSONVILLE (12/26):** 5 receptions for 37 yards (7.4 avg.); 1 carry for 3 yards; 3 kickoff returns for 138 yards (46.0 avg.) and 1 TD; 1 punt return for 12 yards.

- Returned a kickoff 102 yards for a TD in the 2nd quarter to give the Jets a 4-point lead.
- It was the 1st kickoff return for a TD in his career.
- It was the 4th-longest kickoff return for a TD by a Jets player since 2000.

**VS. TAMPA BAY (1/2):** 8 receptions for 65 yards (8.1 avg.) and 1 TD; 2 carries for 12 yards (6.0 avg.) and 1 TD; 2 kickoff returns for 55 yards (27.5 avg.).

- Scored on a 1-yard carry in the 1st quarter.
- Caught a 9-yard TD pass from QB Zach Wilson to give the Jets a 2nd quarter lead.
- It was the 1st multi-score game of his career.

## HONORS:

- 1st-team All-Pro as kick returner.
- AFC Special Teams Player of the Week (vs. Jacksonville, 12/26).

## 2020 (N.Y. JETS):

- Played in all 16 games with 2 starts.
- 37 receptions for 394 yards (10.6 avg.) and 3 TDs.
- 3 carries for 29 yards (9.7 avg.).
- 9 kickoff returns for 167 yards (18.6 avg.).
- 10 punt returns for 86 yards (8.6 avg.).

**VS. SAN FRANCISCO (9/20):** 6 receptions for 59 yards (9.8 avg.) and 1 TD.

- Caught his 1st NFL TD on a 30-yard pass from QB Sam Darnold in the 4th quarter.

**AT INDIANAPOLIS (9/27):** 4 receptions for 64 yards (16.0 avg.) and 1 TD.

- Caught a 16-yard TD pass from QB Sam Darnold to tie the game in the 1st quarter.
- Made his 1st NFL start.

**VS. CLEVELAND (12/27):** 3 receptions for 60 yards (20.0 avg.) and 1 TD; 3 punt returns for 21 yards (7.0 avg.).

- Caught a 43-yard TD pass from WR Jamison Crowder to take an early 1st quarter lead.

## 2019 (N.Y. JETS/NEW ENGLAND):

- Played in all 16 games with the N.Y. Jets.
- 6 receptions for 115 yards (19.2 avg.) with the N.Y. Jets.
- 4 kickoff returns for 48 yards (12.0 avg.) with the N.Y. Jets.
- 21 punt returns for 240 yards (11.4 avg.) with the N.Y. Jets.
- Awarded off waivers to the N.Y. Jets on Sept. 1.

- Waived by New England on Aug. 31.
- Spent the offseason program and training camp with New England.

**VS. BUFFALO (9/8):** 1 kickoff return for 10 yards.

- Made his NFL debut.

**AT NEW ENGLAND (9/22):** 2 receptions for 29 yards (14.5 avg.).

- Made his 1st 2 NFL catches.

**VS. OAKLAND (11/24):** 1 reception for 69 yards.

- Caught a 69-yard pass from QB Sam Darnold on the opening drive of the 3rd quarter.

## 2018 (NEW ENGLAND):

- Missed the entire season after being placed on injured reserve on Sept. 1.

## BEFORE THE NFL

### COLLEGE (MIAMI):

- 4-year letterman (2014-17) and 1-year starter.

**CAREER:** Played in 50 games with 20 starts; 100 receptions for 1,175 yards (11.8 avg.) and 14 TDs; 1-of-1 passing for 17 yards; 4 carries for 72 yards (18.0 avg.); 47 punt returns for 488 yards (10.4 avg.) and 1 TD; 3 kickoff returns for 60 yards (20.0 avg.).

**SENIOR (2017):** Started all 13 games; 55 receptions for 679 yards (12.4 avg.) and 9 TDs; 1-of-1 passing for 17 yards; 13 punt returns for 207 yards (15.9 avg.).

- Jim Tatum Award recipient as the ACC's top senior student-athlete.
- 3rd-team All-ACC at wide receiver.
- Honorable mention All-ACC on special teams.
- His 55 receptions, 679 receiving yards and 9 receiving TDs all led the team.

**JUNIOR (2016):** Played in all 13 games with 3 starts; 12 receptions for 178 yards (14.8 avg.) and 2 TDs; 19 punt returns for 215 yards (11.3 avg.) and 1 TD; 2 kickoff returns for 40 yards (20.0 avg.).

**SOPHOMORE (2015):** Played in 11 games; 12 receptions for 86 yards (7.2 avg.); 4 carries for 72 yards (18.0 avg.); 11 punt returns for 46 yards (4.2 avg.); 1 kickoff return for 20 yards.

**TRUE FRESHMAN (2014):** Played in all 13 games with 4 starts; 21 receptions for 232 yards (11.1 avg.) and 3 TDs; 4 punt returns for 20 yards (5.0 avg.).

## HIGH SCHOOL (LEESVILLE ROAD HS - RALEIGH, N.C.)

- Played on both sides of the ball.

**SENIOR (2013):** 536 rushing yards and 11 rushing TDs.

**JUNIOR (2012):** 760 receiving yards and 10 receiving TDs; 1,142 rushing yards and 23 rushing TDs.

## OFF THE FIELD

### PERSONAL:

- **MAJOR:** Finance and entrepreneurship.
- Was valedictorian of Miami's School of Business Administration with a 3.961 GPA.

| BRAXTON BERRIOS' NFL REGULAR SEASON STATS |             |    |    |                 |      |      |     |    |         |     |      |    |    |
|---|-------------|----|----|-----------------|------|------|-----|----|---------|-----|------|----|----|
| YEAR                                      | TEAM        | GP | GS | RECEIVING       |      |      |     |    | RUSHING |     |      |    |    |
|   |             |    |    | REC             | YDS  | AVG  | LG  | TD | ATT     | YDS | AVG  | LG | TD |
| 2018                                      | NEW ENGLAND |    |    | INJURED RESERVE |      |      |     |    |         |     |      |    |    |
| 2019                                      | N.Y. JETS   | 16 | 0  | 6               | 115  | 19.2 | 69  | 0  | 0       | 0   | 0.0  | -  | 0  |
| 2020                                      | N.Y. JETS   | 16 | 2  | 37              | 394  | 10.6 | 43t | 3  | 3       | 29  | 9.7  | 15 | 0  |
| 2021                                      | N.Y. JETS   | 16 | 1  | 46              | 431  | 9.4  | 46  | 2  | 7       | 40  | 5.7  | 11 | 2  |
| 2022                                      | N.Y. JETS   | 17 | 2  | 18              | 145  | 8.1  | 25  | 0  | 9       | 91  | 10.1 | 25 | 2  |
| 2023                                      | MIAMI       | 16 | 1  | 27              | 238  | 8.8  | 22  | 1  | 1       | 11  | 11.0 | 11 | 0  |
| NFL TOTALS                                |             | 81 | 6  | 134             | 1323 | 9.9  | 69  | 6  | 20      | 171 | 8.6  | 25 | 4  |

| BRAXTON BERRIOS' NFL PLAYOFF STATS |       |    |    |           |     |     |    |    |         |     |     |    |    |
|------------------------------------|-------|----|----|-----------|-----|-----|----|----|---------|-----|-----|----|----|
| YEAR                               | TEAM  | GP | GS | RECEIVING |     |     |    |    | RUSHING |     |     |    |    |
|                                    |       |    |    | REC       | YDS | AVG | LG | TD | ATT     | YDS | AVG | LG | TD |
| 2023                               | MIAMI | 1  | 0  | 0         | 0   | 0.0 | -  | 0  | 0       | 0   | 0.0 | -  | 0  |
| PLAYOFF TOTALS                     |       | 1  | 0  | 0         | 0   | 0.0 | -  | 0  | 0       | 0   | 0.0 | -  | 0  |

| BRAXTON BERRIOS' NFL REGULAR SEASON RETURNING STATS |             |                 |      |      |      |    |  |             |     |      |      |    |    |
|---|-------------|-----------------|------|------|------|----|--|-------------|-----|------|------|----|----|
| YEAR  | TEAM        | KICKOFF RETURN  |      |      |      |    |  | PUNT RETURN |     |      |      |    |    |
|   |             | KR              | YDS  | AVG  | LG   | TD |  | PR          | FC  | YDS  | AVG  | LG | TD |
| 2018  | NEW ENGLAND | INJURED RESERVE |      |      |      |    |  |             |     |      |      |    |    |
| 2019  | N.Y. JETS   | 4               | 48   | 12.0 | 25   | 0  |  | 21          | 32  | 240  | 11.4 | 26 | 0  |
| 2020  | N.Y. JETS   | 9               | 167  | 18.6 | 28   | 0  |  | 10          | 24  | 86   | 8.6  | 18 | 0  |
| 2021  | N.Y. JETS   | 28              | 852  | 30.4 | 102t | 1  |  | 15          | 24  | 201  | 13.4 | 28 | 0  |
| 2022  | N.Y. JETS   | 26              | 600  | 23.1 | 42   | 0  |  | 21          | 28  | 240  | 11.4 | 22 | 0  |
| 2023  | MIAMI       | 18              | 441  | 24.5 | 33   | 0  |  | 23          | 24  | 235  | 10.2 | 19 | 0  |
| NFL TOTALS  |             | 85              | 2108 | 24.8 | 102t | 1  |  | 90          | 132 | 1002 | 11.1 | 28 | 0  |

| BRAXTON BERRIOS' NFL PLAYOFF RETURNING STATS |       |                |     |      |    |    |  |             |    |     |     |    |    |
|--|-------|----------------|-----|------|----|----|--|-------------|----|-----|-----|----|----|
| YEAR   | TEAM  | KICKOFF RETURN |     |      |    |    |  | PUNT RETURN |    |     |     |    |    |
|  |       | KR             | YDS | AVG  | LG | TD |  | PR          | FC | YDS | AVG | LG | TD |
| 2023   | MIAMI | 3              | 69  | 23.0 | 30 | 0  |  | 0           | 1  | 0   | 0.0 | -  | 0  |
| PLAYOFF TOTALS                               |       | 3              | 69  | 23.0 | 30 | 0  |  | 0           | 1  | 0   | 0.0 | -  | 0  |

### ADDITIONAL STATS

Special Teams Tackles: (N.Y. Jets) 1 in 2019.

Miscellaneous Tackles: (N.Y. Jets) 1 in 2019, 1 in 2022 for total of 2.

Miscellaneous Fumble Recoveries: (Miami) 1 in 2023.

### SINGLE-GAME CAREER HIGHS

Receptions: 8 Twice, last: vs. Tampa Bay, 1/2/22

Receiving Yards: 73 vs. New England, 9/19/21

Longest Reception: 69 vs. Oakland, 11/24/19

Receiving TDs: 1 6 times, last: at Buffalo, 10/1/23

| 2019 GAME-BY-GAME STATS (N.Y. JETS) |                 |      |     |     |      |    |    |  |  |  |  |
|-------------------------------------|-----------------|------|-----|-----|------|----|----|--|--|--|--|
| DATE                                | OPPONENT        | P/S  | REC | YDS | AVG  | LG | TD |  |  |  |  |
| 09/08                               | BUFFALO         | 1/0  | 0   | 0   | 0.0  | -  | 0  |  |  |  |  |
| 09/16                               | CLEVELAND       | 1/0  | 0   | 0   | 0.0  | -  | 0  |  |  |  |  |
| 09/22                               | at New England  | 1/0  | 2   | 29  | 14.5 | 23 | 0  |  |  |  |  |
| 10/06                               | at Philadelphia | 1/0  | 0   | 0   | 0.0  | -  | 0  |  |  |  |  |
| 10/13                               | DALLAS          | 1/0  | 0   | 0   | 0.0  | -  | 0  |  |  |  |  |
| 10/21                               | NEW ENGLAND     | 1/0  | 1   | 1   | 1.0  | 1  | 0  |  |  |  |  |
| 10/27                               | at Jacksonville | 1/0  | 0   | 0   | 0.0  | -  | 0  |  |  |  |  |
| 11/03                               | at Miami        | 1/0  | 0   | 0   | 0.0  | -  | 0  |  |  |  |  |
| 11/10                               | N.Y. GIANTS     | 1/0  | 0   | 0   | 0.0  | -  | 0  |  |  |  |  |
| 11/17                               | at Washington   | 1/0  | 0   | 0   | 0.0  | -  | 0  |  |  |  |  |
| 11/24                               | OAKLAND         | 1/0  | 1   | 69  | 69.0 | 69 | 0  |  |  |  |  |
| 12/01                               | at Cincinnati   | 1/0  | 1   | 5   | 5.0  | 5  | 0  |  |  |  |  |
| 12/08                               | MIAMI           | 1/0  | 0   | 0   | 0.0  | -  | 0  |  |  |  |  |
| 12/12                               | at Baltimore    | 1/0  | 0   | 0   | 0.0  | -  | 0  |  |  |  |  |
| 12/22                               | PITTSBURGH      | 1/0  | 0   | 0   | 0.0  | -  | 0  |  |  |  |  |
| 12/29                               | at Buffalo      | 1/0  | 1   | 11  | 11.0 | 11 | 0  |  |  |  |  |
| 2019 TOTALS                         |                 | 16/0 | 6   | 115 | 19.2 | 69 | 0  |  |  |  |  |

| 2020 GAME-BY-GAME STATS (N.Y. JETS) |                  |      |     |     |      |     |    |  |  |  |  |
|-------------------------------------|------------------|------|-----|-----|------|-----|----|--|--|--|--|
| DATE                                | OPPONENT         | P/S  | REC | YDS | AVG  | LG  | TD |  |  |  |  |
| 09/13                               | at Buffalo       | 1/0  | 0   | 0   | 0.0  | -   | 0  |  |  |  |  |
| 09/20                               | SAN FRANCISCO    | 1/0  | 6   | 59  | 9.8  | 30t | 1  |  |  |  |  |
| 09/27                               | at Indianapolis  | 1/1  | 4   | 64  | 16.0 | 28  | 1  |  |  |  |  |
| 10/01                               | DENVER           | 1/0  | 0   | 0   | 0.0  | -   | 0  |  |  |  |  |
| 10/11                               | ARIZONA          | 1/0  | 0   | 0   | 0.0  | -   | 0  |  |  |  |  |
| 10/18                               | at Miami         | 1/0  | 1   | 18  | 18.0 | 18  | 0  |  |  |  |  |
| 10/25                               | BUFFALO          | 1/1  | 4   | 35  | 8.8  | 22  | 0  |  |  |  |  |
| 11/01                               | at Kansas City   | 1/0  | 8   | 34  | 4.3  | 15  | 0  |  |  |  |  |
| 11/09                               | NEW ENGLAND      | 1/0  | 1   | 13  | 13.0 | 13  | 0  |  |  |  |  |
| 11/22                               | at L.A. Chargers | 1/0  | 0   | 0   | 0.0  | -   | 0  |  |  |  |  |
| 11/29                               | MIAMI            | 1/0  | 0   | 0   | 0.0  | -   | 0  |  |  |  |  |
| 12/06                               | LAS VEGAS        | 1/0  | 2   | 33  | 16.5 | 25  | 0  |  |  |  |  |
| 12/13                               | at Seattle       | 1/0  | 3   | 49  | 16.3 | 34  | 0  |  |  |  |  |
| 12/20                               | at L.A. Rams     | 1/0  | 2   | 9   | 4.5  | 5   | 0  |  |  |  |  |
| 12/27                               | CLEVELAND        | 1/0  | 3   | 60  | 20.0 | 43t | 1  |  |  |  |  |
| 01/03                               | at New England   | 1/0  | 3   | 20  | 6.7  | 10  | 0  |  |  |  |  |
| 2020 TOTALS                         |                  | 16/2 | 37  | 394 | 10.6 | 43t | 3  |  |  |  |  |

## 2021 GAME-BY-GAME STATS (N.Y. JETS)

| DATE               | OPPONENT        | P/S         | REC             | YDS        | AVG        | LG        | TD       |
|--------------------|-----------------|-------------|-----------------|------------|------------|-----------|----------|
| 09/12              | at Carolina     | 1/0         | 5               | 51         | 10.2       | 25        | 0        |
| 09/19              | NEW ENGLAND     | 1/0         | 7               | 73         | 10.4       | 27        | 0        |
| 09/26              | at Denver       | 1/0         | 2               | 26         | 13.0       | 22        | 0        |
| 10/03              | TENNESSEE       | 1/0         | 1               | 0          | 0.0        | 0         | 0        |
| 10/10              | at Atlanta      | 1/0         | 1               | 6          | 6.0        | 6         | 0        |
| 10/24              | at New England  | 1/0         | 0               | 0          | 0.0        | -         | 0        |
| 10/31              | CINCINNATI      | 1/0         | 2               | 13         | 6.5        | 8t        | 1        |
| 11/04              | at Indianapolis | 1/0         | 2               | 5          | 2.5        | 5         | 0        |
| 11/14              | BUFFALO         | 1/0         | 3               | 19         | 6.3        | 7         | 0        |
| 11/21              | MIAMI           | 1/0         | 0               | 0          | 0.0        | -         | 0        |
| 11/28              | at Houston      | 1/0         | 2               | 47         | 23.5       | 46        | 0        |
| 12/05              | PHILADELPHIA    | 1/0         | 1               | 11         | 11.0       | 11        | 0        |
| 12/12              | NEW ORLEANS     | 1/0         | 6               | 52         | 8.7        | 17        | 0        |
| 12/19              | at Miami        | 1/0         | 1               | 26         | 26.0       | 22        | 0        |
| 12/26              | JACKSONVILLE    | 1/1         | 5               | 37         | 7.4        | 12        | 0        |
| 01/02              | TAMPA BAY       | 1/0         | 8               | 65         | 8.1        | 11        | 1        |
| 01/09              | at Buffalo      |             | INJURED RESERVE |            |            |           |          |
| <b>2021 TOTALS</b> |                 | <b>16/1</b> | <b>46</b>       | <b>431</b> | <b>9.4</b> | <b>8t</b> | <b>2</b> |

## 2022 GAME-BY-GAME STATS (N.Y. JETS)

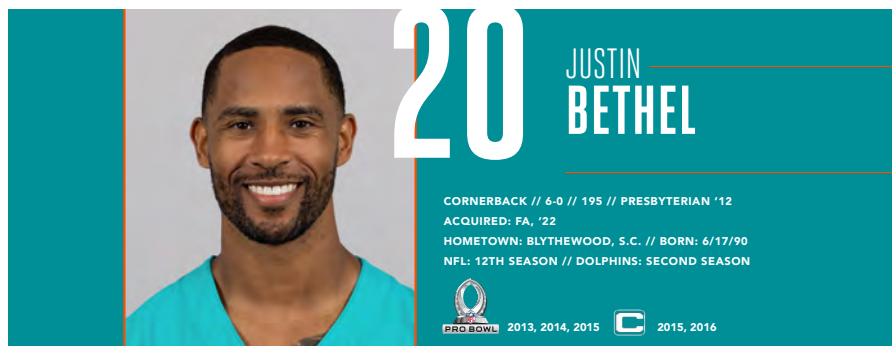
| DATE               | OPPONENT       | P/S         | REC       | YDS        | AVG        | LG        | TD       |
|--------------------|----------------|-------------|-----------|------------|------------|-----------|----------|
| 09/11              | BALTIMORE      | 1/0         | 5         | 37         | 7.4        | 13        | 0        |
| 09/18              | at Cleveland   | 1/0         | 0         | 0          | 0.0        | -         | 0        |
| 09/25              | CINCINNATI     | 1/0         | 0         | 0          | 0.0        | -         | 0        |
| 10/02              | at Pittsburgh  | 1/0         | 1         | 6          | 6.0        | 6         | 0        |
| 10/09              | MIAMI          | 1/0         | 1         | -1         | -1.0       | -1        | 0        |
| 10/16              | at Green Bay   | 1/0         | 1         | 6          | 6.0        | 6         | 0        |
| 10/23              | at Denver      | 1/0         | 3         | 15         | 5.0        | 8         | 0        |
| 10/30              | NEW ENGLAND    | 1/1         | 0         | 0          | 0.0        | -         | 0        |
| 11/06              | BUFFALO        | 1/0         | 1         | 6          | 6.0        | 6         | 0        |
| 11/20              | at New England | 1/0         | 0         | 0          | 0.0        | -         | 0        |
| 11/27              | CHICAGO        | 1/1         | 1         | 4          | 4.0        | 4         | 0        |
| 12/04              | at Minnesota   | 1/0         | 2         | 9          | 4.5        | 8         | 0        |
| 12/11              | at Buffalo     | 1/0         | 1         | 25         | 25.0       | 25        | 0        |
| 12/18              | DETROIT        | 1/0         | 1         | 14         | 14.0       | 14        | 0        |
| 12/22              | JACKSONVILLE   | 1/0         | 0         | 0          | 0.0        | -         | 0        |
| 01/01              | at Seattle     | 1/0         | 1         | 24         | 24.0       | 24        | 0        |
| 01/08              | at Miami       | 1/0         | 0         | 0          | 0.0        | -         | 0        |
| <b>2022 TOTALS</b> |                | <b>17/2</b> | <b>18</b> | <b>145</b> | <b>8.1</b> | <b>25</b> | <b>0</b> |

## 2023 GAME-BY-GAME STATS (MIAMI)

| DATE               | OPPONENT         | P/S         | REC       | YDS        | AVG        | LG        | TD       |
|--------------------|------------------|-------------|-----------|------------|------------|-----------|----------|
| 09/10              | at L.A. Chargers | 1/0         | 3         | 42         | 14.0       | 16        | 0        |
| 09/17              | at New England   | 1/0         | 2         | 28         | 14.0       | 18        | 0        |
| 09/24              | DENVER           | 1/0         | 2         | 33         | 16.5       | 22        | 0        |
| 10/01              | at Buffalo       | 1/0         | 6         | 43         | 7.2        | 15        | 1        |
| 10/08              | N.Y. GIANTS      | 1/0         | 2         | 13         | 6.5        | 13        | 0        |
| 10/15              | CAROLINA         | 1/0         | 2         | 20         | 10.0       | 10        | 0        |
| 10/22              | at Philadelphia  | 1/1         | 1         | 7          | 7.0        | 7         | 0        |
| 10/29              | NEW ENGLAND      | 1/0         | 2         | 8          | 4.0        | 5         | 0        |
| 11/05              | at Kansas City   | 1/0         | 0         | 0          | 0.0        | -         | 0        |
| 11/19              | LAS VEGAS        |             | INACTIVE  |            |            |           |          |
| 11/24              | at N.Y. Jets     | 1/0         | 0         | 0          | 0.0        | -         | 0        |
| 12/03              | at Washington    | 1/0         | 0         | 0          | 0.0        | -         | 0        |
| 12/11              | TENNESSEE        | 1/0         | 2         | 13         | 6.5        | 7         | 0        |
| 12/17              | N.Y. JETS        | 1/0         | 1         | 12         | 12.0       | 12        | 0        |
| 12/24              | DALLAS           | 1/0         | 0         | 0          | 0.0        | -         | 0        |
| 12/31              | at Baltimore     | 1/0         | 2         | 10         | 5.0        | 6         | 0        |
| 01/07              | BUFFALO          | 1/0         | 2         | 9          | 4.5        | 7         | 0        |
| <b>2023 TOTALS</b> |                  | <b>16/1</b> | <b>27</b> | <b>238</b> | <b>8.8</b> | <b>22</b> | <b>1</b> |

| DATE  | OPPONENT        | P/S | ATT | YDS | AVG | LG | TD |
|-------|-----------------|-----|-----|-----|-----|----|----|
| 01/13 | at Kansas City* | 1/0 | 0   | 0   | 0.0 | -  | 0  |

\* AFC Wild Card game



## NFL CAREER

### TRANSACTIONS:

- Signed by Miami on Sept. 1, 2022.
- Released by New England on Aug. 30, 2022.
- Signed by New England on Oct. 23, 2019.
- Released by Baltimore on Oct. 21, 2019.
- Signed by Baltimore as an unrestricted free agent from Atlanta on March 19, 2019.
- Signed by Atlanta as an unrestricted free agent from Arizona on March 26, 2018.
- 6th-round pick (177th overall) by Arizona in the 2012 NFL Draft.

### CAREER HONORS:

- 2015 1st-team All-Pro.
- 2015 Pro Bowl selection.
- 2014 Pro Bowl selection.
- NFC Special Teams Player of the Week (at Dallas, 11/2/14).
- NFC Special Teams Player of the Month (December 2014).
- 2013 1st-team All-Pro.
- 2013 Pro Bowl selection.

### CAREER HIGHLIGHTS:

- Played in 193 games with 15 starts.
- 131 tackles (109 solo), 0.5 sack, 5 interceptions, 25 passes defended, 5 forced fumbles and 8 fumble recoveries.
- 151 special teams tackles (126 solo).
- Appeared in 7 postseason games with 2 starts – 3 with Arizona, 2 with New England and 2 with Miami.
- Is a 2-time team captain (2015-16).
- His 151 special teams tackles are 3rd among NFL players active in the 2023 season:

| MOST CAREER SPECIAL TEAMS TACKLES (ACTIVE PLAYERS) |                               |            |            |           |  |
|--|-------------------------------|------------|------------|-----------|--|
| PLAYER   | TM                            | TOT        | SOLO       | ASST      |  |
| 1. Matthew Slater                                  | NE                            | 178        | 127        | 51        |  |
| 2. Nick Bellore                                    | NYJ/SF/<br>Det./Sea.          | 156        | 112        | 44        |  |
| 3. <b>JUSTIN BETHEL</b>                            | <b>ARI./BAL./<br/>NE/MIA.</b> | <b>151</b> | <b>126</b> | <b>25</b> |  |
| 4. Michael Thomas                                  | Mia./NYG/<br>Hou./Cin.        | 93         | 65         | 28        |  |
| 5. Tyler Matakevich                                | Pit./Buf.                     | 85         | 64         | 21        |  |

### 2023 (MIAMI):

- Played in all 17 games with 1 start.
- 13 tackles (9 solo), 0.5 sack and 1 pass defended.
- 6 solo special teams tackles.

### AT L.A. CHARGERS (9/10):

- 3 tackles (2 solo), 0.5 sack; 1 solo special teams tackle.
- Forced an intentional grounding penalty on 1st down with a pressure on QB Justin Herbert late in the 4th quarter.
- Split a sack of QB Justin Herbert with LB Jaelan Phillips on 4th-and-12 to seal the Dolphins victory.
- It was the 1st half-sack of his career.

### AT BUFFALO (10/1):

- 4 tackles (2 solo) and 1 pass defended.

### VS. TENNESSEE (12/11):

- 3 solo special teams tackles.

### POSTSEASON:

### AFC WILD CARD AT KANSAS CITY (1/13):

- Played but did not record any stats.

### 2022 (NEW ENGLAND/MIAMI):

- Played in all 17 games with Miami.
- 16 tackles (11 solo), 1 interception and 4 passes defended with Miami.
- 10 special teams tackles (6 solo) with Miami.
- Spent the offseason and training camp with New England.

### VS. MINNESOTA (10/16):

- 1 tackle and 1 pass defended.

### VS. PITTSBURGH (10/23):

- 7 tackles (6 solo), 1 interception and 1 pass defended.
- Picked off QB Kenny Pickett on a 2nd-and-4 play in the 1st quarter and returned it 11 yards.

### VS. CLEVELAND (11/13):

- 6 tackles (5 solo) and 2 passes defended; 1 special teams tackle.

### POSTSEASON:

### AFC WILD CARD AT BUFFALO (1/15):

- Played but did not record any stats.

### 2021 (NEW ENGLAND):

- Played in all 17 games.
- 4 solo tackles, 1 pass defended and 1 forced fumble.
- 8 special teams tackles (5 solo).

### VS. DALLAS (10/17):

- 2 solo special teams tackles, 1 pass defended and 1 forced fumble.
- Deflected a QB Dak Prescott pass in the 2nd

quarter that was intercepted by S Kyle Dugger.

- Forced a fumble on punt coverage against WR Cedrick Wilson Jr.

#### POSTSEASON:

**AFC WILD CARD AT BUFFALO (1/15):** Played but did not record any stats.

#### 2020 (NEW ENGLAND):

- Played in all 16 games.
- 14 special teams tackles (13 solo).

**AT L.A. CHARGERS (12/6):** 3 special teams tackles (2 solo).

**AT L.A. RAMS (12/10):** 2 solo special teams tackles.

**AT MIAMI (12/20):** 2 solo special teams tackles.

#### 2019 (BALTIMORE/NEW ENGLAND):

- Played in 9 games with New England.
- 2 fumble recoveries with New England.
- 6 special teams tackles (5 solo) with New England.
- Signed with New England on Oct. 23.
- Released by Baltimore on Oct. 21.
- Played in 7 games with Baltimore.
- 1 solo tackle and 1 fumble recovery with Baltimore.
- 5 special teams tackles (3 solo) with Baltimore.

**AT MIAMI (9/8):** 1 fumble recovery.

- Made his Baltimore debut.

- Recovered a fumble by WR Jakeem Grant on a punt return.

**AT BALTIMORE (11/3):** 2 special teams tackles (1 solo) and 1 fumble recovery.

- Recovered a fumble by DB Cyrus Jones on a punt return.

**AT CINCINNATI (12/15):** 1 solo special teams tackle and 1 fumble recovery.

- Recovered a fumble by WR Alex Erickson on a punt return in the 2nd quarter.

#### POSTSEASON:

**AFC WILD CARD VS. TENNESSEE (1/4):** Played but did not record any stats.

#### 2018 (ATLANTA):

- Played in 14 games.
- Inactive for 2 games.
- 14 special teams tackles (12 solo).

**VS. CAROLINA (9/16):** 3 solo special teams tackles.

**VS. TAMPA BAY (10/14):** 3 special teams tackles (2 solo).

**AT WASHINGTON (11/4):** 3 special teams tackles (2 solo).

#### 2017 (ARIZONA):

- Played in all 16 games with 6 starts.
- 30 tackles (20 solo), 1 interception and 4 passes defended.
- 11 special teams tackles (9 solo).

**AT DETROIT (9/10):** 4 tackles (3 solo), 1 interception and 2 passes defended.

- Intercepted QB Matthew Stafford's first pass attempt of the game and returned it 82 yards for an early TD.
- It was the 4th TD of his career.

**AT INDIANAPOLIS (9/17):** 6 tackles (4 solo) and 1 pass defended; 1 solo special teams tackle.

**AT PHILADELPHIA (10/8):** 6 tackles (3 solo).

#### 2016 (ARIZONA):

- Played in all 16 games with 3 starts.
- 26 tackles (25 solo), 1 interception, 6 passes defended, 1 forced fumble and 1 fumble recovery.
- 13 special teams tackles (12 solo).

**VS. WASHINGTON (12/4):** 1 forced fumble; 2 solo special teams tackles.

- Forced a fumble by WR Maurice Harris on a kickoff return in the 2nd quarter.

**AT SEATTLE (12/24):** 5 solo tackles and 3 passes defended; 1 assisted special teams tackle.

**AT L.A. RAMS (1/1):** 6 solo tackles, 1 interception, 1 pass defended and 1 fumble recovery; 1 solo special teams tackle.

- Recovered a fumble by WR Tavon Austin in the 4th quarter.
- Intercepted a QB Sean Mannion pass and returned it 66 yards for a TD in the 4th quarter.
- It was his 3rd career TD.

#### 2015 (ARIZONA):

- Played in all 16 games with 5 starts.
- 33 tackles (31 solo), 2 interceptions, 9 passes defended, 2 forced fumble and 2 fumble recoveries.
- 13 solo special teams tackles.

**VS. SAN FRANCISCO (9/27):** 1 interception, 2 passes defended and 1 forced fumble; 2 solo special teams tackles.

- Intercepted QB Colin Kaepernick's first pass attempt of the game and returned it 21 yards for a TD.

- It was his 2nd career TD.

- Forced a fumble by WR DeAndrew White on a kickoff in the 2nd quarter that was recovered by Arizona.

**VS. BALTIMORE (10/26):** 1 solo tackle, 1 forced fumble and 2 fumble recoveries; 1 solo special teams tackle.

- Forced and recovered a fumble by WR Jeremy Ross on a punt return in the 2nd quarter.

- Recovered a fumble by WR Brittan Golden on a punt return at the end of the 1st half.

**VS. GREEN BAY (12/27):** 7 solo tackles, 1 interception and 1 pass defended; 1 solo special teams tackle.

- Intercepted a pass from QB Aaron Rodgers in the 2nd quarter.

#### POSTSEASON:

**NFC DIVISIONAL VS. GREEN BAY (1/16):** 6 solo tackles and 1 pass defended.

**NFC CHAMPIONSHIP AT CAROLINA (1/24):** 4 solo tackles and 1 pass defended.

#### PRO BOWL:

- Selected to the Pro Bowl for the 3rd time in his career as a special teamer.

#### HONORS:

- PFWA All-Pro selection on special teams.

#### 2014 (ARIZONA):

- Played in all 16 games.
- 7 solo tackles, 1 forced fumble and 1 fumble recovery.
- 18 special teams tackles (14 solo).

**AT DALLAS (11/2):** 1 solo special teams tackle.

- Blocked a 35-yard field goal at the end of the 1st half.

**VS. KANSAS CITY (12/7):** 1 fumble recovery; 4 special teams tackles (1 solo).

- Recovered a fumble by TE Travis Kelce in the 4th quarter.

**AT ST. LOUIS (12/11):** 1 solo tackle and 1 forced fumble; 4 solo special teams tackles.

- Forced a fumble by WR Tavon Austin on a punt return in the 4th quarter.

#### **POSTSEASON:**

**NFC WILD CARD AT CAROLINA (1/3):** 1 solo tackle and 1 fumble recovery.

- Recovered a fumble by WR Brenton Bersin on a punt return in the 1st quarter.

#### **PRO BOWL:**

- Selected to the Pro Bowl for the 2nd time in his career as a special teamer for Team Carter.

#### **HONORS:**

- NFC Special Teams Player of the Week (at Dallas, 11/2)
- NFC Special Teams Player of the Month (December 2014).

### **2013 (ARIZONA):**

- Played in all 16 games.
- 1 fumble recovery.
- 21 special teams tackles (17 solo).

**VS. DETROIT (9/15):** 1 solo special teams tackle.

- Blocked a 47-yard field goal attempt in the 4th quarter.

**VS. HOUSTON (11/10):** 2 special teams tackles (1 solo).

- Blocked a 40-yard field goal attempt at the end of the 1st half.

**AT SEATTLE (12/22):** 1 fumble recovery; 1 solo special teams tackle.

- Recovered a fumble by RB Robert Turbin on a kickoff return.

#### **PRO BOWL:**

- Selected to the Pro Bowl for the 1st time in his career as a special teamer for Team Rice.

#### **HONORS:**

- PFWA All-Pro selection on special teams.

### **2012 (ARIZONA):**

- Played in all 16 games.
- 1 solo tackle.
- 12 special teams tackles (11 solo).

**VS. SEATTLE (9/9):** Played but did not record any stats.

- Made his NFL debut.

**VS. SAN FRANCISCO (10/29):** 2 solo special teams tackles.

**VS. CHICAGO (12/23):** 1 solo special teams tackle.

- Returned a blocked field goal 82 yards for a TD in the 4th quarter.
- It was his 1st career TD.

## **BEFORE THE NFL**

### **COLLEGE (PRESBYTERIAN):**

- 4-year letterman (2011-14) and 3-year starter.

**CAREER:** Played in 44 games with 43 starts; 279 tackles (199 solo), 7 interceptions, 23 passes defended and 4 forced fumbles; 9 blocked kicks.

- Became the school's first NFL draft pick since 1969.

- His 279 total tackles, 7 interceptions, 129 interception return yards, 23 passes defended, 4 forced fumbles and 9 blocked kicks were all school records at the time he graduated.

**SENIOR (2011):** Started all 11 games; 87 tackles (60 solo), 4 interceptions and 10 passes defended; 3 blocked kicks.

- 1st-team FCS All-American.
- Big South Defensive Player of the Year.
- 1st-team All-Big South.

**JUNIOR (2010):** Started 10 games; 59 tackles (47 solo) and 1 interception; 1 blocked kick.

- 2nd-team All-Big South.

**SOPHOMORE (2009):** Started all 11 games; 79 tackles (55 solo) and 1 forced fumble; 3 blocked kicks.

- 2nd-team All-Big South.

**TRUE FRESHMAN (2008):** Played in all 12 games with 11 starts; 54 tackles (37 solo), 2 interceptions and 4 passes defended; 2 blocked kicks.

- SEC All-Freshman Team.

### **HIGH SCHOOL (BLYTHEWOOD HS – BLYTHEWOOD, S.C.)**

**SENIOR (2007):**

- All-region.

**JUNIOR (2006):**

- Helped his school win a state championship.

## **OFF THE FIELD**

### **PERSONAL:**

- **MAJOR:** Business administration.
- Elected to the Big South Conference Hall of Fame Class of 2024.



## JUSTIN BETHEL'S NFL REGULAR SEASON STATS

| YEAR       | TEAM        | GP  | GS | TACKLES |      |      |     |     | INTERCEPTIONS |     |     |    |    | FUMBLES |    |
|------------|-------------|-----|----|---------|------|------|-----|-----|---------------|-----|-----|----|----|---------|----|
|            |             |     |    | TOT     | SOLO | ASST | SK  | YDS | INT           | YDS | LG  | TD | PD | FF      | FR |
| 2012       | ARIZONA     | 16  | 0  | 1       | 1    | 0    | 0.0 | 0.0 | 0             | 0   | -   | 0  | 0  | 0       | 0  |
| 2013       | ARIZONA     | 16  | 0  | 0       | 0    | 0    | 0.0 | 0.0 | 0             | 0   | -   | 0  | 0  | 0       | 1  |
| 2014       | ARIZONA     | 16  | 0  | 7       | 7    | 0    | 0.0 | 0.0 | 0             | 0   | -   | 0  | 0  | 1       | 1  |
| 2015       | ARIZONA     | 16  | 5  | 33      | 31   | 2    | 0.0 | 0.0 | 2             | 21  | 21t | 1  | 9  | 2       | 2  |
| 2016       | ARIZONA     | 16  | 3  | 26      | 25   | 1    | 0.0 | 0.0 | 1             | 66  | 66t | 1  | 6  | 1       | 1  |
| 2017       | ARIZONA     | 16  | 6  | 30      | 20   | 10   | 0.0 | 0.0 | 1             | 82  | 82t | 1  | 4  | 0       | 0  |
| 2018       | ATLANTA     | 14  | 0  | 0       | 0    | 0    | 0.0 | 0.0 | 0             | 0   | -   | 0  | 0  | 0       | 0  |
| 2019       | BALTIMORE   | 7   | 0  | 1       | 1    | 0    | 0.0 | 0.0 | 0             | 0   | -   | 0  | 0  | 0       | 1  |
|            | NEW ENGLAND | 9   | 0  | 0       | 0    | 0    | 0.0 | 0.0 | 0             | 0   | -   | 0  | 0  | 0       | 2  |
| 2020       | NEW ENGLAND | 16  | 0  | 0       | 0    | 0    | 0.0 | 0.0 | 0             | 0   | -   | 0  | 0  | 0       | 0  |
| 2021       | NEW ENGLAND | 17  | 0  | 4       | 4    | 0    | 0.0 | 0.0 | 0             | 0   | -   | 0  | 1  | 1       | 0  |
| 2022       | MIAMI       | 17  | 0  | 16      | 11   | 5    | 0.0 | 0.0 | 1             | 11  | 11  | 0  | 4  | 0       | 0  |
| 2023       | MIAMI       | 17  | 1  | 13      | 9    | 4    | 0.5 | 4.5 | 0             | 0   | -   | 0  | 1  | 0       | 0  |
| NFL TOTALS |             | 193 | 15 | 131     | 109  | 22   | 0.5 | 4.5 | 5             | 180 | 82t | 3  | 25 | 5       | 8  |

## JUSTIN BETHEL'S NFL PLAYOFF STATS

| YEAR           | TEAM        | GP | GS | TACKLES |      |      |     |     | INTERCEPTIONS |     |    |    |    | FUMBLES |    |
|----------------|-------------|----|----|---------|------|------|-----|-----|---------------|-----|----|----|----|---------|----|
|                |             |    |    | TOT     | SOLO | ASST | SK  | YDS | INT           | YDS | LG | TD | PD | FF      | FR |
| 2014           | ARIZONA     | 1  | 0  | 1       | 1    | 0    | 0.0 | 0.0 | 0             | 0   | -  | 0  | 0  | 0       | 1  |
| 2015           | ARIZONA     | 2  | 2  | 10      | 10   | 0    | 0.0 | 0.0 | 0             | 0   | -  | 0  | 2  | 0       | 0  |
| 2019           | NEW ENGLAND | 1  | 0  | 0       | 0    | 0    | 0.0 | 0.0 | 0             | 0   | -  | 0  | 0  | 0       | 0  |
| 2021           | NEW ENGLAND | 1  | 0  | 0       | 0    | 0    | 0.0 | 0.0 | 0             | 0   | -  | 0  | 0  | 0       | 0  |
| 2022           | MIAMI       | 1  | 0  | 0       | 0    | 0    | 0.0 | 0.0 | 0             | 0   | -  | 0  | 0  | 0       | 0  |
| 2023           | MIAMI       | 1  | 0  | 0       | 0    | 0    | 0.0 | 0.0 | 0             | 0   | -  | 0  | 0  | 0       | 0  |
| PLAYOFF TOTALS |             | 7  | 2  | 11      | 11   | 0    | 0.0 | 0.0 | 0             | 0   | -  | 0  | 2  | 0       | 1  |

### ADDITIONAL STATS

**Special Teams Touchdowns:** (Arizona) 82-yard blocked field goal return vs. Chicago (12/23/12).

**Defensive Touchdowns:** (Arizona) 21-yard interception return vs. San Francisco (9/27/15), 66-yard interception return at L.A. Rams (1/1/17), 82-yard interception return at Detroit (9/10/17).

**Blocked Kicks:** (Arizona) 47-yard field goal attempt vs. Detroit (9/15/13), 40-yard field goal attempt vs. Houston (11/10/13), 35-yard field goal attempt at Dallas (11/2/14), PAT attempt at Minnesota (11/20/16).

**Special Teams Tackles:** (Arizona) 12 in 2012, 21 in 2013, 18 in 2014, 13 in 2015, 13 in 2016, 11 in 2017, (Atlanta) 14 in 2018, (Baltimore) 5 in 2019, (New England) 6 in 2019, 14 in 2020, 8 in 2021, (Miami) 10 in 2022, 6 in 2023 for total of 151.

### SINGLE-GAME CAREER HIGHS

|                         |     |   |
|-------------------------|-----|---|
| <b>Tackles:</b>         | 7   | 4 times, last: vs. Pittsburgh, 10/23/22 |
| <b>Sacks:</b>           | 0.5 | at L.A. Chargers, 9/10/23               |
| <b>Interceptions:</b>   | 1   | 5 times, last: vs. Pittsburgh, 10/23/22 |
| <b>Passes Defensed:</b> | 3   | at Seattle, 12/24/16                    |
| <b>Forced Fumbles:</b>  | 1   | 5 times, last: vs. Dallas, 10/17/21     |
| <b>Fumble Recovery:</b> | 2   | vs. Baltimore, 10/26/15                 |



35

CHRIS  
BROOKS

RUNNING BACK // 6-1 // 223 // BYU '23

ACQUIRED: FA, '23

HOMETOWN: OCEANSIDE, CALIF. // BORN: 1/11/00

NFL: ROOKIE SEASON // DOLPHINS: ROOKIE SEASON

NFL CAREER

TRANSACTIONS:

- Signed by Miami as an undrafted college free agent on May 12, 2023.

CAREER HIGHLIGHTS:

- Played in 9 career games.
- 19 carries for 106 yards (5.6 avg.).

2023 (MIAMI):

- Played in 9 games.
- Missed 8 games after being placed on injured reserve on Oct. 20 and activated on Dec. 19.
- 19 carries for 106 yards (5.6 avg.).

AT L.A. CHARGERS (9/10): Played but did not record stats.

- Made his NFL debut.

VS. DENVER (9/24): 9 carries for 66 yards (7.3 avg.).

VS. CAROLINA (10/15): 6 carries for 28 yards (4.7 avg.).

POSTSEASON:

AFC WILD CARD AT KANSAS CITY (1/13): 1 solo special teams tackle.

BEFORE THE NFL

COLLEGE (BYU):

- 1-year starter (2022).
- Transferred to BYU from California following his senior season in 2021.

CAREER (AT BYU): Played in 11 games with 8 starts; 130 carries for 813 yards (6.3 avg.) and 6 TDs; 10 receptions for 98 yards (9.8 avg.).

SENIOR (2022 AT BYU): Played in 11 games with 8 starts; 130 carries for 813 yards (6.3 avg.) and 6 TDs; 10 receptions for 98 yards (9.8 avg.).

- 1st-team All-Independent.

- His 6.3 rushing avg. was 4th-best in a season in school history.
- Led the team in carries (130), rushing yards (817) and rushing TDs (6).

REDSHIRT JUNIOR (2021 AT CALIFORNIA): Played in 12 games with 4 starts; 116 carries for 607 yards (5.2 avg.) and 4 TDs; 19 receptions for 131 yards (6.9 avg.) and 3 TDs.

- Led the team in carries (116) and rushing yards (607).

JUNIOR (2020 AT CALIFORNIA): Played in 3 games with 2 starts; 21 carries for 65 yards (3.1 avg.) and 1 TD; 4 receptions for 17 yards (4.3 avg.).

SOPHOMORE (2019 AT CALIFORNIA): Played in all 13 games with 12 starts; 208 carries for 914 yards (4.4 avg.) and 8 TDs; 22 receptions for 166 yards (7.5 avg.) and 4 TDs.

- Led the team in carries (208), rushing yards (914) and rushing TDs (8).

TRUE FRESHMAN (2018 AT CALIFORNIA): Played in all 13 games; 37 carries for 148 yards (4.0 avg.) and 1 TD; 5 receptions for 31 yards (6.2 avg.).

HIGH SCHOOL (EL CAMINO HS – OCEANSIDE, CALIF.)

- Played on both sides of the ball.
- Also participated in track and field.

SENIOR (2017): 925 rushing yards and 12 TDs; 14 receptions for 136 yards (9.7 avg.).

JUNIOR (2016): 221 carries for 1,442 yards (6.5 avg.) and 15 TDs; 14 tackles and 2 interceptions.

SOPHOMORE (2015): 882 rushing yards and 7 TDs; 61 tackles.

OFF THE FIELD

PERSONAL:

- MAJOR: Psychology.

| CHRIS BROOKS' NFL REGULAR SEASON STATS |       |    |    |         |     |     |    |    |           |     |     |    |    |
|--|-------|----|----|---------|-----|-----|----|----|-----------|-----|-----|----|----|
| YEAR                                   | TEAM  | GP | GS | RUSHING |     |     |    |    | RECEIVING |     |     |    |    |
|  |       |    |    | ATT     | YDS | AVG | LG | TD | REC       | YDS | AVG | LG | TD |
| 2023                                   | MIAMI | 9  | 0  | 19      | 106 | 5.6 | 52 | 0  | 0         | 0   | 0   | -  | 0  |
| NFL TOTALS                             |       | 9  | 0  | 19      | 106 | 5.6 | 52 | 0  | 0         | 0   | 0   | -  | 0  |

| CHRIS BROOKS' NFL PLAYOFF STATS |       |    |    |         |     |     |    |    |           |     |     |    |    |
|---------------------------------|-------|----|----|---------|-----|-----|----|----|-----------|-----|-----|----|----|
| YEAR                            | TEAM  | GP | GS | RUSHING |     |     |    |    | RECEIVING |     |     |    |    |
|                                 |       |    |    | ATT     | YDS | AVG | LG | TD | REC       | YDS | AVG | LG | TD |
| 2023                            | MIAMI | 1  | 0  | 0       | 0   | 0.0 | -  | 0  | 0         | 0   | 0   | -  | 0  |
| PLAYOFF TOTALS                  |       | 1  | 0  | 0       | 0   | 0   | -  | 0  | 0         | 0   | 0   | -  | 0  |

SINGLE-GAME CAREER HIGHS

|                |    |                     |
|----------------|----|---------------------|
| Rushes:        | 9  | vs. Denver, 9/24/23 |
| Rushing Yards: | 66 | vs. Denver, 9/24/23 |
| Longest Rush:  | 52 | vs. Denver, 9/24/23 |

ADDITIONAL STATS

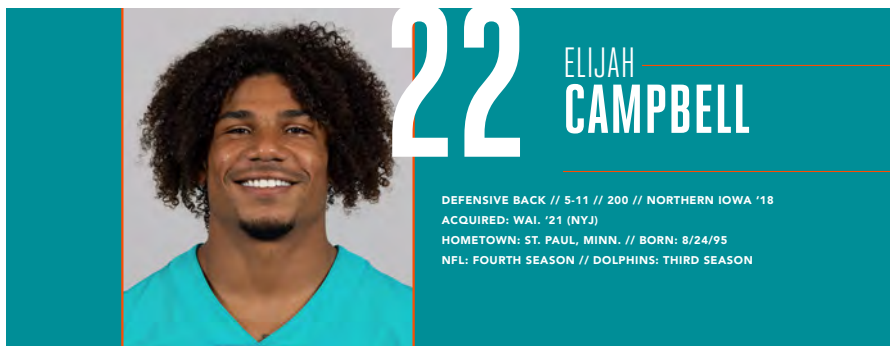
Special Teams Tackles: (P-1).

2023 GAME-BY-GAME STATS (MIAMI)

| DATE        | OPPONENT         | P/S | ATT             | YDS | AVG | LG | TD |
|-------------|------------------|-----|-----------------|-----|-----|----|----|
| 09/10       | at L.A. Chargers | 1/0 | 0               | 0   | 0.0 | -  | 0  |
| 09/17       | at New England   | 1/0 | 0               | 0   | 0.0 | -  | 0  |
| 09/24       | DENVER           | 1/0 | 9               | 66  | 7.3 | 52 | 0  |
| 10/01       | at Buffalo       | 1/0 | 0               | 0   | 0.0 | -  | 0  |
| 10/08       | N.Y. GIANTS      | 1/0 | 0               | 0   | 0.0 | -  | 0  |
| 10/15       | CAROLINA         | 1/0 | 6               | 28  | 4.7 | 28 | 0  |
| 10/22       | at Philadelphia  |     | INJURED RESERVE |     |     |    |    |
| 10/29       | NEW ENGLAND      |     | INJURED RESERVE |     |     |    |    |
| 11/05       | at Kansas City   |     | INJURED RESERVE |     |     |    |    |
| 11/19       | LAS VEGAS        |     | INJURED RESERVE |     |     |    |    |
| 11/24       | at N.Y. Jets     |     | INJURED RESERVE |     |     |    |    |
| 12/03       | at Washington    |     | INJURED RESERVE |     |     |    |    |
| 12/11       | TENNESSEE        |     | INJURED RESERVE |     |     |    |    |
| 12/17       | N.Y. JETS        |     | INJURED RESERVE |     |     |    |    |
| 12/24       | DALLAS           | 1/0 | 0               | 0   | 0.0 | -  | 0  |
| 12/31       | at Baltimore     | 1/0 | 4               | 12  | 3.0 | 7  | 0  |
| 01/07       | BUFFALO          | 1/0 | 0               | 0   | 0.0 | -  | 0  |
| 2023 TOTALS |                  | 9/0 | 19              | 106 | 5.6 | 52 | 0  |

| DATE  | OPPONENT        | P/S | ATT | YDS | AVG | LG | TD |
|-------|-----------------|-----|-----|-----|-----|----|----|
| 01/13 | at Kansas City* | 1/0 | 0   | 0   | 0.0 | -  | 0  |

\* AFC Wild Card game



## NFL CAREER

### TRANSACTIONS:

- Awarded off waivers to Miami on Sept. 1, 2021.
- Waived by N.Y. Jets on Aug. 31, 2021.
- Signed to the N.Y. Jets active roster on Dec. 8, 2020.
- Signed to the N.Y. Jets practice squad on Nov. 3, 2020.
- Fourth overall selection in the defensive backs phase of the 2020 XFL Draft to the DC Defenders on Oct. 16, 2019.
- Signed by Birmingham Iron (AAF) on Nov. 9, 2018.
- Waived by Cleveland on Aug. 31, 2018.
- Signed by Cleveland as an undrafted college free agent on May 4, 2018.

### CAREER HIGHLIGHTS:

- Played in 41 career games with 2 starts.
- 16 tackles (10 solo) and 2 passes defended.
- 13 special teams tackles (9 solo) and 1 special teams fumble recovery.
- Played in 2 postseason games with Miami.

### 2023 (MIAMI):

- Played in 15 games with 1 start.
- Inactive for 2 games.
- 9 tackles (6 solo) and 1 pass defended.
- 6 special teams tackles (4 solo) and 1 special teams fumble recovery.

#### VS. CAROLINA (10/15): 1 assisted tackle.

- Split a tackle with LB Duke Riley to stop WR Laviska Shenault Jr. from converting a fake punt.

#### VS. TENNESSEE (12/11): 2 solo tackles; 1 assisted special teams tackle and 1 special teams fumble recovery.

- Recovered a muffed punt at the Tennessee 7-yard line, setting up a Miami TD on the ensuing drive.

#### VS. N.Y. JETS (12/17): 4 tackles (3 solo) and 1 pass defended.

### POSTSEASON:

#### AFC WILD CARD AT KANSAS CITY (1/13): Played but did not record any stats.

### 2022 (MIAMI):

- Played in 16 games with 1 start.
- Inactive for 1 game.
- 7 tackles (4 solo) and 1 pass defended.
- 5 special teams tackles (3 solo).

#### VS. CLEVELAND (11/13): 1 pass defended; 2 special teams tackles (1 solo).

#### AT SAN FRANCISCO (12/4): 2 solo tackles.

#### VS. N.Y. JETS (1/8): Played but did not record stats.

- Made his 1st NFL start.

### POSTSEASON:

#### AFC WILD CARD AT BUFFALO (1/15): 2 tackles (1 solo) and 0.5 sacks.

### 2021 (N.Y. JETS/MIAMI):

- Played in 7 games with Miami.
- Inactive for 4 games with Miami.
- Missed the rest of the season with Miami after being placed on injured reserve on Nov. 27.
- Awarded off waivers to Miami on Sept. 1.
- 2 solo special teams tackles with Miami.
- Spent offseason and training camp with the N.Y. Jets.

#### VS. INDIANAPOLIS (10/3): 1 solo special teams tackle.

- Made his Dolphins debut.

#### VS. HOUSTON (11/7): 1 solo special teams tackle.

### 2020 (N.Y. JETS/DC DEFENDERS - XFL):

- Played in 3 games with the N.Y. Jets.
- Inactive for 2 games with the N.Y. Jets
- Signed to the N.Y. Jets active roster on Dec. 8.
- Signed to the N.Y. Jets practice squad on Nov. 3.
- Started 4 games with the DC Defenders.
- 6 tackles (5 solo) and 2 passes defended with the DC Defenders.

### 2019 (BIRMINGHAM IRON - AAF):

- Played in 8 games with 3 starts.
- 21 tackles (15 solo).

### 2018 (CLEVELAND):

- Spent the 2018 offseason and training camp with Cleveland.

## BEFORE THE NFL

### COLLEGE (NORTHERN IOWA):

- 2-year starter (2016-17).
- Transferred from Northern Illinois following his sophomore season in 2015.
- Transferred from Iowa Western CC to Northern Illinois following his freshman season in 2014.

**CAREER AT NORTHERN IOWA:** Played in 24 games with 87 tackles, 15 passes defended and 8 interceptions.

**SENIOR (2017 AT NORTHERN IOWA):** Played in 12 games with 51 tackles (31 solo), 1 sack, 3 forced fumbles, 1 fumble recovery, 5 interceptions and 17 passes defended.

**JUNIOR (2016 AT NORTHERN IOWA):** Played in 11 games with 42 tackles (34 solo), 2 fumble recoveries, 3 interceptions and 6 passes defended.

**SOPHOMORE (2015 AT NORTHERN ILLINOIS):**

Played in 13 games with 5 tackles.

**FRESHMAN (2014 AT IOWA WESTERN):** 32 tackles and 5 passes defended.

- Redshirted in 2013

### HIGH SCHOOL (ST. PAUL CENTRAL HS - ST. PAUL, MINN.)

**SENIOR (2012)**

- Helped team record an 8-1 record in 2012, rushing for 1,002 yards and 18 touchdowns.
- Totaled 69 tackles and six interceptions in 2012 on defense.
- Also lettered in track and field.

## OFF THE FIELD

### PERSONAL:

- **MAJOR:** Liberal studies.

### ELIJAH CAMPBELL'S NFL REGULAR SEASON STATS

| YEAR       | TEAM      | GP | GS | TACKLES |      |      |     |     | SK | YDS | INTERCEPTIONS |     |    |    |    | FUMBLES |    |
|------------|-----------|----|----|---------|------|------|-----|-----|----|-----|---------------|-----|----|----|----|---------|----|
|            |           |    |    | TOT     | SOLO | ASST |     |     |    |     | INT           | YDS | LG | TD | PD | FF      | FR |
| 2020       | N.Y. JETS | 3  | 0  | 0       | 0    | 0    | 0.0 | 0.0 |    |     | 0             | 0   | -  | 0  | 0  | 0       | 0  |
| 2021       | MIAMI     | 7  | 0  | 0       | 0    | 0    | 0.0 | 0.0 |    |     | 0             | 0   | -  | 0  | 0  | 0       | 0  |
| 2022       | MIAMI     | 16 | 1  | 7       | 4    | 3    | 0.0 | 0.0 |    |     | 0             | 0   | -  | 0  | 1  | 0       | 0  |
| 2023       | MIAMI     | 15 | 1  | 9       | 6    | 3    | 0.0 | 0.0 |    |     | 0             | 0   | -  | 0  | 1  | 0       | 1  |
| NFL TOTALS |           | 41 | 2  | 16      | 10   | 6    | 0.0 | 0.0 |    |     | 0             | 0   | -  | 0  | 2  | 0       | 1  |

### ELIJAH CAMPBELL'S NFL PLAYOFF STATS

| YEAR           | TEAM  | GP | GS | TACKLES |      |      |     |     | SK | YDS | INTERCEPTIONS |     |    |    |    | FUMBLES |    |
|----------------|-------|----|----|---------|------|------|-----|-----|----|-----|---------------|-----|----|----|----|---------|----|
|                |       |    |    | TOT     | SOLO | ASST |     |     |    |     | INT           | YDS | LG | TD | PD | FF      | FR |
| 2022           | MIAMI | 1  | 0  | 2       | 1    | 1    | 0.5 | 0.0 |    |     | 0             | 0   | -  | 0  | 0  | 0       | 0  |
| 2023           | MIAMI | 1  | 0  | 0       | 0    | 0    | 0.0 | 0.0 |    |     | 0             | 0   | -  | 0  | 0  | 0       | 0  |
| PLAYOFF TOTALS |       | 2  | 0  | 2       | 1    | 1    | 0.5 | 0.0 |    |     | 0             | 0   | -  | 0  | 0  | 0       | 0  |


### ADDITIONAL STATS

**Special Teams Tackles:** (Miami) 2 in 2021, 5 in 2022, 6 in 2023 for total of 13.

**Special Teams Fumble Recovery:** (Miami) 1 in 2023.

### SINGLE-GAME CAREER HIGHS

**Tackles:** 4 vs. N.Y. Jets, 12/17/23  
**Passes Defended:** 1 Twice, last: vs. N.Y. Jets, 12/17/23  
**Fumble Recoveries:** 1 vs. Tennessee, 12/11/23



# 3

## ROBBIE CHOSEN

WIDE RECEIVER // 6-3 // 185 // TEMPLE '16

ACQUIRED: FA, '23

HOMETOWN: FORT LAUDERDALE, FLA. // BORN: 5/9/93

NFL: EIGHTH SEASON // DOLPHINS: FIRST SEASON

### NFL CAREER

#### TRANSACTIONS:

- Signed to Miami's active roster on Nov. 21, 2023.
- Signed to Miami's practice squad on Nov. 18, 2023.
- Waived by Miami on Nov. 16, 2023.
- Signed to Miami's active roster on Sept. 30, 2023.
- Signed to Miami's practice squad on Sept. 4, 2023.
- Released by Miami on Aug. 29, 2023.
- Signed by Miami on April 17, 2023.
- Released by Arizona on March 8, 2023.
- Traded from Carolina to Arizona on Oct. 17, 2022.
- Signed by Carolina as an unrestricted free agent from the N.Y. Jets on April 1, 2020.
- Signed by the N.Y. Jets as an undrafted college free agent on May 6, 2016.

#### CAREER HIGHLIGHTS:

- Played in 120 career games with 86 starts.
- 379 receptions for 5,082 yards (13.4 avg.) and 30 TDs.
- 16 carries for 98 yards (6.1 avg.).
- 1 kickoff return for 13 yards.
- 16 miscellaneous tackles.
- His 5,082 career receiving yards are the 2nd-most by an undrafted player since 2016, the year he entered the league:

#### MOST RECEIVING YARDS BY AN UNDRAFTED PLAYER (SINCE 2016)

| PLAYER                  | TEAM(S)                   | REC        | YDS          | TDs       |
|-------------------------|---------------------------|------------|--------------|-----------|
| 1. Adam Thielen         | Min./Car.                 | 617        | 7,415        | 58        |
| 2. <b>ROBBIE CHOSEN</b> | <b>NYJ/CAR./ARI./MIA.</b> | <b>379</b> | <b>5,082</b> | <b>30</b> |
| 3. Cole Beasley         | Dal./Buf./TB              | 413        | 4,292        | 23        |
| 4. Austin Ekeler        | LAC                       | 440        | 3,884        | 30        |
| 5. Jakobi Meyers        | NE/LV                     | 306        | 3,565        | 16        |

#### 2023 (MIAMI):

- Played in 9 games.
- Inactive for 6 games.
- Spent 2 games on Miami's practice squad.
- 4 receptions for 126 yards (31.5 avg.) and 1 TD.

**VS. DENVER (9/24):** 1 reception for 68 yards (68.0 avg.) and 1 TD.

- Caught a 68-yard TD pass from QB Mike White on 3rd-and-10 in the 4th quarter.
- Made his Dolphins debut.

**VS. LAS VEGAS (11/19):** 2 receptions for 39 yards (19.5 avg.).

**VS. DALLAS (12/24):** 1 reception for 19 yards (19.0 avg.).

#### POSTSEASON:

**AFC WILD CARD AT KANSAS CITY (1/13):** Inactive.

#### 2022 (CAROLINA/ARIZONA):

- Played in 10 games with 2 starts for Arizona.
- Inactive for 1 game with Arizona.
- 7 receptions for 76 yards (10.9 avg.) for Arizona.
- Traded from Carolina to Arizona on Oct. 17.
- Played in 6 games with 5 starts for Carolina.
- 13 receptions for 206 yards (15.8 avg.) and 1 TD for Carolina.

**VS. CLEVELAND (9/11):** 5 receptions for 102 yards (20.4 avg.) and 1 TD.

- Caught a 75-yard TD pass from QB Baker Mayfield in the 4th quarter to make it a 2-point game.

**VS. NEW ORLEANS (10/20):** Played but did not record any stats.

- Made his Cardinals debut.

**VS. NEW ENGLAND (12/12):** 4 receptions for 50 yards (12.5 avg.).

#### 2021 (CAROLINA):

- Played in all 17 games with 16 starts.
- 53 receptions for 519 yards (9.8 avg.) and 5 TDs.
- 3 carries for 36 yards (12.0 avg.).
- 1 miscellaneous tackles.

**VS. N.Y. JETS (9/12):** 1 reception for 57 yards and 1 TD.

- Scored on a 57-yard TD pass from QB Sam Darnold in the 2nd quarter for Carolina's first TD of the season.

**VS. ATLANTA (12/21):** 7 receptions for 84 yards (12.0 avg.) and 1 TD.

- Caught a 5-yard TD pass from QB R.J. Walker in the 4th quarter to make it a 1-score game.

**AT TAMPA BAY (1/9):** 7 receptions for 50 yards (7.1 avg.) and 1 TD.

- Caught a 19-yard TD pass from QB Sam Darnold in the 4th quarter to make it a 1-score game.

#### 2020 (CAROLINA):

- Started all 16 games.
- 95 receptions for 1,096 yards (11.5 avg.) and 3

TDs.

- 4 carries for 15 yards (3.8 avg.).

**VS. LAS VEGAS (9/13):** 6 receptions for 114 yards (19.0 avg.) and 1 TD.

- Caught a 75-yard TD pass from QB Teddy Bridgewater to give Carolina a 4th-quarter lead.

**AT TAMPA BAY (9/20):** 9 receptions for 109 yards (12.1 avg.).

- Posted back-to-back 100-yard performances.

**AT ATLANTA (10/11):** 8 receptions for 112 yards (14.0 avg.).

- Recorded his 3rd 100-yard game of the season.

## 2019 (N.Y. JETS):

- Played in all 16 games with 15 starts.
- 52 receptions for 779 yards (15.0 avg.) and 5 TDs.
- 1 carry for 4 yards.
- 3 miscellaneous tackles.

**VS. DALLAS (10/13):** 5 receptions for 125 yards (25.0 avg.) and 1 TD.

- Scored on a 92-yard TD pass from QB Sam Darnold in the 2nd quarter.

**AT CINCINNATI (12/1):** 7 receptions for 101 yards (14.4 avg.).

**VS. MIAMI (12/8):** 7 receptions for 117 yards (16.7 avg.) and 1 TD.

- Caught a 26-yard TD pass from QB Sam Darnold to give the Jets a 2nd-quarter lead.

## 2018 (N.Y. JETS):

- Played in 14 games with 7 starts.
- Inactive for 2 games.
- 50 receptions for 752 yards (15.0 avg.).
- 2 carries for -8 yards (-4.0 avg.).
- 1 kickoff return for 13 yards.
- 4 miscellaneous tackles.

**VS. DENVER (10/7):** 3 receptions for 123 yards (41.0 avg.) and 2 TDs.

- Caught a 76-yard TD pass from QB Sam Darnold in the 2nd quarter.
- Scored on a 35-yard TD pass from QB Sam Darnold in the 2nd quarter to give the Jets a 2-score lead.

**VS. HOUSTON (12/15):** 7 receptions for 96 yards (13.7 avg.) and 1 TD.

- Scored on a 5-yard TD pass from QB Sam Darnold with 30 seconds left in the 2nd quarter.

**VS. GREEN BAY (12/23):** 9 receptions for 140 yards (15.6 avg.) and 1 TD.

- Gave the Jets a 2-score lead with a 33-yard TD reception from QB Sam Darnold in the 2nd quarter.

## 2017 (N.Y. JETS):

- Played in all 16 games with 15 starts.
- 63 receptions for 941 yards (14.9 avg.) and 7 TDs.
- 3 carries for 9 yards (3.0 avg.).
- 3 miscellaneous tackles.

**VS. ATLANTA (10/29):** 6 receptions for 104 yards (17.3 avg.) and 1 TD.

- Caught a 24-yard TD pass from QB Josh McCown to give the Jets a 2nd-quarter lead.

- Posted the 1st 100-yard game of his career.

**AT TAMPA BAY (11/12):** 4 receptions for 85 yards (21.3 avg.) and 1 TD.

- Scored on a 38-yard game-winning TD pass from QB Josh McCown with 28 seconds remaining.

**VS. CAROLINA (11/26):** 6 receptions for 146 yards (24.3 avg.) and 2 TDs.

- Scored on a 33-yard TD pass from QB Josh McCown in the 2nd quarter.

- Caught a 54-yard TD pass from McCown in the 3rd quarter to give the Jets a lead.

- The scores were his 5th and 6th TD receptions in his past 5 games.

## 2016 (N.Y. JETS):

- Played in all 16 games with 8 starts.
- 42 receptions for 587 yards (14.0 avg.) and 2 TDs.
- 3 carries for 42 yards (14.0 avg.).
- 5 miscellaneous tackles.

**VS. CINCINNATI (9/11):** Played but did not record any stats.

- Made his NFL debut.

**VS. INDIANAPOLIS (12/5):** 4 receptions for 61 yards (15.3 avg.) and 1 TD.

- Caught a 40-yard TD pass from QB Bryce Petty for his 1st career TD.

**VS. MIAMI (12/17):** 4 receptions for 80 yards (20.0 avg.) and 1 TD.

- Opened the game with a 40-yard TD reception from QB Bryce Petty on the first series.

## BEFORE THE NFL

### COLLEGE (TEMPLE):

- 3-year letterman (2012-13; 2015) and 2-year starter.

**CAREER:** Played in 29 games with 17 starts; 114 receptions for 1,730 yards (15.2 avg.) and 16 TDs; 6 carries for 11 yards (1.8 avg.); 20 kickoff returns for 363 yards (18.2 avg.); 13 punt returns for 70 yards (5.4 avg.).

**SENIOR (2015):** Played in all 14 games with 11 starts; 70 receptions for 939 yards (13.4 avg.) and 7 TDs; 4 carries for 15 yards (3.8 avg.); 9 kickoff returns for 130 yards (14.4 avg.); 9 punt returns for 53 yards (5.9 avg.).

- 3rd-team All-AAC.
- His 939 receiving yards were 2nd in school history.
- His 70 receptions were 2nd in school history.

**JUNIOR (2014):** Did not play.

**SOPHOMORE (2013):** Played in 10 games with 7 starts; 44 receptions for 791 yards (18.0 avg.) and 9 TDs; 2 carries for -4 yards (-2.0 avg.); 11 kickoff returns for 233 yards (21.2 avg.); 4 punt returns for 17 yards (4.3 avg.).

- Broke the school's single-game receiving yards record with 239 on Oct. 26 at SMU.

- Spent time at cornerback during the spring.

**REDSHIRT FRESHMAN (2012):** Played in 6 games.

- Redshirted in 2011.



HIGH SCHOOL (SOUTH PLANTATION HS – PLANTATION, FLA.)

- Played wide receiver and defensive back.
  - Also lettered in track and field.
- SENIOR (2010):** 42 receptions for 545 yards (13.0 avg.) and 6 TDs.
- JUNIOR (2009):** 39 receptions for 477 yards (12.2 avg.) and 6 TDs.

OFF THE FIELD

COMMUNITY:

- 2023:**
- Donated football equipment to his alma mater, South Plantation High School in collaboration with Miami Dolphins Youth Programs.

| ROBBIE CHOSEN'S NFL REGULAR SEASON STATS |            |     |    |           |      |      |     |     |    |         |      |    |    |  |
|--|------------|-----|----|-----------|------|------|-----|-----|----|---------|------|----|----|--|
| YEAR                                     | TEAM       | GP  | GS | RECEIVING |      |      |     |     | TD | RUSHING |      |    |    |  |
|  |            |     |    | REC       | YDS  | AVG  | LG  | ATT |    | YDS     | AVG  | LG | TD |  |
| 2016                                     | N.Y. JETS  | 16  | 8  | 42        | 587  | 14.0 | 52  | 2   | 3  | 42      | 14.0 | 30 | 0  |  |
| 2017                                     | N.Y. JETS  | 16  | 15 | 63        | 941  | 14.9 | 69t | 7   | 3  | 9       | 3.0  | 7  | 0  |  |
| 2018                                     | N.Y. JETS  | 14  | 9  | 50        | 752  | 15.0 | 76t | 6   | 2  | -8      | -4.0 | 1  | 0  |  |
| 2019                                     | N.Y. JETS  | 16  | 15 | 52        | 779  | 15.0 | 92t | 5   | 1  | 4       | 4.0  | 4  | 0  |  |
| 2020                                     | CAROLINA   | 16  | 16 | 95        | 1096 | 11.5 | 75t | 3   | 4  | 15      | 3.8  | 11 | 0  |  |
| 2021                                     | CAROLINA   | 17  | 16 | 53        | 519  | 9.8  | 57t | 5   | 3  | 36      | 12.0 | 30 | 0  |  |
| 2022                                     | CAROLINA   | 6   | 5  | 13        | 206  | 15.8 | 75t | 1   | 0  | 0       | 0.0  | -  | 0  |  |
|  | ARIZONA    | 10  | 2  | 7         | 76   | 10.9 | 21  | 0   | 0  | 0       | 0.0  | -  | 0  |  |
| 2023                                     | MIAMI      | 9   | 0  | 4         | 126  | 31.5 | 68t | 1   | 0  | 0       | 0.0  | -  | 0  |  |
|  | NFL TOTALS | 120 | 86 | 379       | 5082 | 13.4 | 92t | 30  | 16 | 98      | 6.1  | 30 | 0  |  |

ADDITIONAL STATS

Miscellaneous Tackles: (N.Y. Jets) 5 in 2016, 3 in 2017, 4 in 2018, 3 in 2019, (Carolina) 1 in 2021 for total of 16.

Kickoff Returns: (N.Y. Jets) 1 for 13 yards in 2018.

SINGLE-GAME CAREER HIGHS

- Receptions:** 9 3 times, last: at Kansas City, 11/8/20
- Receiving Yards:** 146 vs. Carolina, 11/26/17
- Longest Reception:** 92t vs. Dallas, 10/13/19
- Receiving TDs:** 2 Twice, last: vs. Denver, 10/7/18

100-YARD RECEIVING GAMES (12)

| DATE     | OPPONENT      | REC | YDS | AVG  | LG  | TD |
|----------|---------------|-----|-----|------|-----|----|
| 10/29/17 | ATLANTA       | 6   | 104 | 17.3 | 32  | 1  |
| 11/26/17 | CAROLINA      | 6   | 146 | 24.3 | 54t | 2  |
| 12/3/17  | KANSAS CITY   | 8   | 107 | 13.4 | 26  | 0  |
| 10/7/18  | DENVER        | 3   | 123 | 41.0 | 76t | 2  |
| 12/23/18 | GREEN BAY     | 9   | 140 | 15.6 | 33t | 1  |
| 10/13/19 | DALLAS        | 5   | 125 | 25.0 | 92t | 1  |
| 12/1/19  | at Cincinnati | 7   | 101 | 14.4 | 20  | 0  |
| 12/8/19  | MIAMI         | 7   | 117 | 16.7 | 39  | 1  |
| 9/13/20  | LAS VEGAS     | 6   | 114 | 19.0 | 75t | 1  |
| 9/20/20  | at Tampa Bay  | 9   | 109 | 12.1 | 39  | 0  |
| 10/11/20 | at Atlanta    | 8   | 112 | 14.0 | 29  | 0  |
| 9/11/22  | CLEVELAND     | 5   | 102 | 20.4 | 75t | 1  |

2016 GAME-BY-GAME STATS (N.Y. JETS)

| DATE        | OPPONENT         | P/S  | REC | YDS | AVG  | LG  | TD |
|-------------|------------------|------|-----|-----|------|-----|----|
| 09/11       | CINCINNATI       | 1/0  | 0   | 0   | 0.0  | -   | 0  |
| 09/15       | at Buffalo       | 1/0  | 0   | 0   | 0.0  | -   | 0  |
| 09/25       | at Kansas City   | 1/0  | 2   | 34  | 17.0 | 26  | 0  |
| 10/02       | SEATTLE          | 1/1  | 2   | 12  | 6.0  | 7   | 0  |
| 10/09       | at Pittsburgh    | 1/1  | 1   | 10  | 10.0 | 10  | 0  |
| 10/17       | at Arizona       | 1/1  | 4   | 24  | 6.0  | 7   | 0  |
| 10/23       | BALTIMORE        | 1/1  | 3   | 41  | 13.7 | 28  | 0  |
| 10/30       | at Cleveland     | 1/1  | 3   | 31  | 10.3 | 16  | 0  |
| 11/06       | at Miami         | 1/1  | 4   | 49  | 12.3 | 27  | 0  |
| 11/13       | L.A. RAMS        | 1/0  | 3   | 69  | 23.0 | 52  | 0  |
| 11/27       | NEW ENGLAND      | 1/1  | 2   | 34  | 17.0 | 25  | 0  |
| 12/05       | INDIANAPOLIS     | 1/0  | 4   | 61  | 15.3 | 40t | 1  |
| 12/11       | at San Francisco | 1/0  | 6   | 99  | 16.5 | 40  | 0  |
| 12/17       | MIAMI            | 1/1  | 4   | 80  | 20.0 | 40t | 1  |
| 12/24       | at New England   | 1/0  | 0   | 0   | 0.0  | -   | 0  |
| 01/01       | BUFFALO          | 1/0  | 4   | 43  | 10.8 | 17  | 0  |
| 2016 TOTALS |                  | 16/8 | 42  | 587 | 14.0 | 52  | 2  |

2017 GAME-BY-GAME STATS (N.Y. JETS)

| DATE        | OPPONENT       | P/S   | REC | YDS | AVG  | LG  | TD |
|-------------|----------------|-------|-----|-----|------|-----|----|
| 09/10       | at Buffalo     | 1/1   | 4   | 22  | 5.5  | 11  | 0  |
| 09/17       | at Oakland     | 1/1   | 2   | 28  | 14.0 | 19  | 0  |
| 09/24       | MIAMI          | 1/1   | 3   | 95  | 31.7 | 69t | 1  |
| 10/01       | JACKSONVILLE   | 1/1   | 3   | 59  | 19.7 | 41  | 0  |
| 10/08       | at Cleveland   | 1/1   | 2   | 16  | 8.0  | 10  | 0  |
| 10/15       | NEW ENGLAND    | 1/1   | 4   | 76  | 19.0 | 32  | 0  |
| 10/22       | at Miami       | 1/1   | 3   | 35  | 11.7 | 18t | 1  |
| 10/29       | ATLANTA        | 1/1   | 6   | 104 | 17.3 | 32  | 1  |
| 11/02       | BUFFALO        | 1/1   | 4   | 48  | 12.0 | 25t | 1  |
| 11/12       | at Tampa Bay   | 1/0   | 4   | 85  | 21.3 | 38t | 1  |
| 11/26       | CAROLINA       | 1/1   | 6   | 146 | 24.3 | 54t | 2  |
| 12/03       | KANSAS CITY    | 1/1   | 8   | 107 | 13.4 | 26  | 0  |
| 12/10       | at Denver      | 1/1   | 3   | 27  | 9.0  | 13  | 0  |
| 12/17       | at New Orleans | 1/1   | 5   | 40  | 8.0  | 15  | 0  |
| 12/24       | L.A. CHARGERS  | 1/1   | 5   | 51  | 10.2 | 16  | 0  |
| 12/31       | at New England | 1/1   | 1   | 2   | 2.0  | 2   | 0  |
| 2017 TOTALS |                | 16/15 | 63  | 941 | 14.9 | 69t | 7  |

## 2018 GAME-BY-GAME STATS (N.Y. JETS)

| DATE               | OPPONENT        | P/S         | REC       | YDS        | AVG         | LG         | TD       |
|--------------------|-----------------|-------------|-----------|------------|-------------|------------|----------|
| 09/10              | at Detroit      | 1/1         | 1         | 41         | 41.0        | 41t        | 1        |
| 09/16              | MIAMI           | 1/0         | 3         | 27         | 9.0         | 17         | 0        |
| 09/20              | at Cleveland    | 1/1         | 2         | 22         | 11.0        | 17         | 0        |
| 09/30              | at Jacksonville | 1/0         | 2         | 18         | 9.0         | 12         | 0        |
| 10/07              | DENVER          | 1/0         | 3         | 123        | 41.0        | 76t        | 2        |
| 10/14              | INDIANAPOLIS    | 1/1         | 3         | 39         | 13.0        | 19         | 0        |
| 10/21              | MINNESOTA       | 1/1         | 3         | 44         | 14.7        | 25         | 0        |
| 10/28              | at Chicago      |             |           |            |             |            |          |
| 11/04              | at Miami        | 1/1         | 4         | 32         | 8.0         | 17         | 0        |
| 11/11              | BUFFALO         |             |           |            |             |            |          |
| 11/25              | NEW ENGLAND     | 1/0         | 2         | 22         | 11.0        | 15         | 0        |
| 12/02              | at Tennessee    | 1/1         | 4         | 48         | 12.0        | 16         | 0        |
| 12/09              | at Buffalo      | 1/0         | 4         | 76         | 19.0        | 37         | 1        |
| 12/15              | HOUSTON         | 1/1         | 7         | 96         | 13.7        | 26         | 1        |
| 12/23              | GREEN BAY       | 1/1         | 9         | 140        | 15.6        | 33t        | 1        |
| 12/30              | at New England  | 1/1         | 3         | 24         | 8.0         | 13         | 0        |
| <b>2018 TOTALS</b> |                 | <b>14/9</b> | <b>50</b> | <b>752</b> | <b>15.0</b> | <b>76t</b> | <b>6</b> |

## 2019 GAME-BY-GAME STATS (N.Y. JETS)

| DATE               | OPPONENT        | P/S          | REC       | YDS        | AVG         | LG         | TD       |
|--------------------|-----------------|--------------|-----------|------------|-------------|------------|----------|
| 09/08              | BUFFALO         | 1/1          | 3         | 23         | 7.7         | 9          | 0        |
| 09/16              | CLEVELAND       | 1/1          | 4         | 81         | 20.3        | 36         | 0        |
| 09/22              | at New England  | 1/1          | 3         | 11         | 3.7         | 7          | 0        |
| 10/06              | at Philadelphia | 1/1          | 1         | 16         | 16.0        | 16         | 0        |
| 10/13              | DALLAS          | 1/1          | 5         | 125        | 25.0        | 92t        | 1        |
| 10/21              | NEW ENGLAND     | 1/0          | 1         | 10         | 10.0        | 10         | 0        |
| 10/27              | at Jacksonville | 1/1          | 4         | 43         | 10.8        | 13         | 0        |
| 11/03              | at Miami        | 1/1          | 2         | 33         | 16.5        | 22         | 0        |
| 11/10              | N.Y. GIANTS     | 1/1          | 1         | 11         | 11.0        | 11         | 0        |
| 11/17              | at Washington   | 1/1          | 1         | 6          | 6.0         | 6t         | 1        |
| 11/24              | OAKLAND         | 1/1          | 4         | 86         | 21.5        | 31         | 1        |
| 12/01              | at Cincinnati   | 1/1          | 7         | 101        | 14.4        | 20         | 0        |
| 12/08              | MIAMI           | 1/1          | 7         | 117        | 16.7        | 39         | 1        |
| 12/12              | at Baltimore    | 1/1          | 4         | 66         | 16.5        | 41         | 0        |
| 12/22              | PITTSBURGH      | 1/1          | 2         | 32         | 16.0        | 23t        | 1        |
| 12/29              | at Buffalo      | 1/1          | 3         | 18         | 6.0         | 11         | 0        |
| <b>2019 TOTALS</b> |                 | <b>16/15</b> | <b>52</b> | <b>779</b> | <b>15.0</b> | <b>92t</b> | <b>5</b> |

## 2020 GAME-BY-GAME STATS (CAROLINA)

| DATE               | OPPONENT         | P/S         | REC       | YDS        | AVG         | LG         | TD       |
|--------------------|------------------|-------------|-----------|------------|-------------|------------|----------|
| 09/13              | LAS VEGAS        | 1/1         | 6         | 114        | 19.0        | 75t        | 1        |
| 09/20              | at Tampa Bay     | 1/1         | 9         | 109        | 12.1        | 39         | 0        |
| 09/27              | at L.A. Chargers | 1/1         | 5         | 55         | 11.0        | 18         | 0        |
| 10/04              | ARIZONA          | 1/1         | 8         | 99         | 12.4        | 24         | 0        |
| 10/11              | at Atlanta       | 1/1         | 8         | 112        | 14.0        | 29         | 0        |
| 10/18              | CHICAGO          | 1/1         | 4         | 77         | 19.3        | 39         | 0        |
| 10/25              | at New Orleans   | 1/1         | 6         | 74         | 12.3        | 26         | 0        |
| 10/29              | ATLANTA          | 1/1         | 5         | 48         | 9.6         | 27         | 0        |
| 11/08              | at Kansas City   | 1/1         | 9         | 63         | 7.0         | 22         | 0        |
| 11/15              | TAMPA BAY        | 1/1         | 4         | 21         | 5.3         | 9          | 0        |
| 11/22              | DETROIT          | 1/1         | 7         | 46         | 6.6         | 18         | 0        |
| 11/29              | at Minnesota     | 1/1         | 4         | 94         | 23.5        | 41t        | 1        |
| 12/13              | DENVER           | 1/1         | 8         | 84         | 10.5        | 23         | 0        |
| 12/19              | at Green Bay     | 1/1         | 2         | 21         | 10.5        | 15         | 0        |
| 12/27              | at Washington    | 1/1         | 7         | 39         | 5.6         | 14t        | 1        |
| 01/03              | NEW ORLEANS      | 1/1         | 3         | 40         | 13.3        | 31         | 0        |
| <b>2020 TOTALS</b> |                  | <b>16/2</b> | <b>37</b> | <b>394</b> | <b>10.6</b> | <b>43t</b> | <b>3</b> |

## 2021 GAME-BY-GAME STATS (CAROLINA)

| DATE               | OPPONENT       | P/S          | REC       | YDS        | AVG        | LG        | TD       |
|--------------------|----------------|--------------|-----------|------------|------------|-----------|----------|
| 09/12              | N.Y. JETS      | 1/1          | 1         | 57         | 57.0       | 57t       | 1        |
| 09/19              | NEW ORLEANS    | 1/1          | 3         | 38         | 12.7       | 18        | 0        |
| 09/23              | at Houston     | 1/1          | 1         | 8          | 8.0        | 8         | 0        |
| 10/03              | at Dallas      | 1/1          | 5         | 46         | 9.2        | 13        | 0        |
| 10/10              | PHILADELPHIA   | 1/1          | 2         | 30         | 15.0       | 25        | 0        |
| 10/17              | MINNESOTA      | 1/1          | 3         | 11         | 3.7        | 7t        | 1        |
| 10/24              | at N.Y. Giants | 1/1          | 3         | 14         | 4.7        | 5         | 0        |
| 10/31              | at Atlanta     | 1/1          | 0         | 0          | 0.0        | -         | 0        |
| 11/07              | NEW ENGLAND    | 1/1          | 1         | 2          | 2.0        | 2         | 0        |
| 11/14              | at Arizona     | 1/1          | 4         | 37         | 9.3        | 17        | 1        |
| 11/21              | WASHINGTON     | 1/1          | 5         | 30         | 6.0        | 11        | 0        |
| 11/28              | at Miami       | 1/0          | 1         | 15         | 15.0       | 15        | 0        |
| 12/12              | ATLANTA        | 1/1          | 7         | 84         | 12.0       | 23        | 1        |
| 12/19              | at Buffalo     | 1/1          | 3         | 29         | 9.7        | 13        | 0        |
| 12/26              | TAMPA BAY      | 1/1          | 5         | 58         | 11.6       | 18        | 0        |
| 01/02              | at New Orleans | 1/1          | 2         | 10         | 5.0        | 7         | 0        |
| 01/09              | at Tampa Bay   | 1/1          | 7         | 50         | 7.1        | 19t       | 1        |
| <b>2021 TOTALS</b> |                | <b>17/16</b> | <b>53</b> | <b>519</b> | <b>9.8</b> | <b>7t</b> | <b>5</b> |

## 2022 GAME-BY-GAME STATS (CAROLINA/ARIZONA)

| DATE                   | OPPONENT         | P/S         | REC       | YDS        | AVG         | LG         | TD       |
|------------------------|------------------|-------------|-----------|------------|-------------|------------|----------|
| 09/11                  | CLEVELAND        | 1/1         | 5         | 102        | 20.4        | 75t        | 1        |
| 09/18                  | at N.Y. Giants   | 1/1         | 3         | 32         | 10.7        | 19         | 0        |
| 09/25                  | NEW ORLEANS      | 1/1         | 1         | 14         | 14.0        | 14         | 0        |
| 10/02                  | ARIZONA          | 1/1         | 3         | 26         | 8.7         | 13         | 0        |
| 10/09                  | SAN FRANCISCO    | 1/0         | 1         | 32         | 32.0        | 32         | 0        |
| 10/16                  | at L.A. Rams     | 1/1         | 0         | 0          | 0.0         | -          | 0        |
| <b>CAROLINA TOTALS</b> |                  | <b>6/5</b>  | <b>13</b> | <b>206</b> | <b>15.8</b> | <b>75t</b> | <b>1</b> |
| 10/20                  | NEW ORLEANS      | 1/0         | 0         | 0          | 0.0         | -          | 0        |
| 10/30                  | at Minnesota     | 1/0         | 0         | 0          | 0.0         | -          | 0        |
| 11/06                  | SEATTLE          | 1/1         | 1         | -4         | -4.0        | -4         | 0        |
| 11/13                  | at L.A. Rams     | 1/0         | 0         | 0          | 0.0         | -          | 0        |
| 11/21                  | SAN FRANCISCO    | 1/0         | 0         | 0          | 0.0         | -          | 0        |
| 11/27                  | L.A. CHARGERS    | 1/0         | 1         | 17         | 17.0        | 17         | 0        |
| 12/12                  | NEW ENGLAND      | 1/0         | 4         | 50         | 12.5        | 21         | 0        |
| 12/18                  | at Denver        | 1/0         | 0         | 0          | 0.0         | -          | 0        |
| 12/25                  | TAMPA BAY        | 1/0         | 0         | 0          | 0.0         | -          | 0        |
| 01/01                  | at Atlanta       | 1/1         | 1         | 13         | 13.0        | 13         | 0        |
| 01/08                  | at San Francisco |             |           |            |             |            |          |
| <b>ARIZONA TOTALS</b>  |                  | <b>10/2</b> | <b>7</b>  | <b>76</b>  | <b>10.9</b> | <b>21</b>  | <b>0</b> |
| <b>2022 TOTALS</b>     |                  | <b>16/7</b> | <b>20</b> | <b>282</b> | <b>14.1</b> | <b>75t</b> | <b>1</b> |

## 2023 GAME-BY-GAME STATS (MIAMI)

| DATE               | OPPONENT         | P/S        | REC      | YDS        | AVG         | LG         | TD       |
|--------------------|------------------|------------|----------|------------|-------------|------------|----------|
| 09/10              | at L.A. Chargers |            |          |            |             |            |          |
| 09/17              | at New England   |            |          |            |             |            |          |
| 09/24              | DENVER           | 1/0        | 1        | 68         | 68.0        | 68t        | 1        |
| 10/01              | at Buffalo       | 1/0        | 0        | 0          | 0.0         | -          | 0        |
| 10/08              | N.Y. GIANTS      | 1/0        | 0        | 0          | 0.0         | -          | 0        |
| 10/15              | CAROLINA         | 1/0        | 0        | 0          | 0.0         | -          | 0        |
| 10/22              | at Philadelphia  |            |          |            |             |            |          |
| 10/29              | NEW ENGLAND      |            |          |            |             |            |          |
| 11/05              | at Kansas City   |            |          |            |             |            |          |
| 11/19              | LAS VEGAS        | 1/0        | 2        | 39         | 19.5        | 30         | 0        |
| 11/24              | at N.Y. Jets     |            |          |            |             |            |          |
| 12/03              | at Washington    |            |          |            |             |            |          |
| 12/11              | TENNESSEE        |            |          |            |             |            |          |
| 12/17              | N.Y. JETS        | 1/0        | 0        | 0          | 0.0         | -          | 0        |
| 12/24              | DALLAS           | 1/0        | 1        | 19         | 19.0        | 19         | 0        |
| 12/31              | at Baltimore     | 1/0        | 0        | 0          | 0.0         | -          | 0        |
| 01/07              | BUFFALO          | 1/0        | 0        | 0          | 0.0         | -          | 0        |
| <b>2023 TOTALS</b> |                  | <b>9/0</b> | <b>4</b> | <b>126</b> | <b>31.5</b> | <b>68t</b> | <b>1</b> |

| DATE  | OPPONENT        | P/S | REC | YDS | AVG | LG | TD |
|-------|-----------------|-----|-----|-----|-----|----|----|
| 01/13 | at Kansas City* |     |     |     |     |    |    |

\* AFC Wild Card game



## NFL CAREER

### TRANSACTIONS:

- Traded from Denver to Miami on Nov. 1, 2022.
- 1st-round pick (5th overall) by Denver in the 2018 NFL Draft.

### CAREER HONORS:

- 2023 Nat Moore Community Service Award.
- AFC Defensive Player of the Week (vs. N.Y. Jets, 12/17/23).
- 2022 Pro Bowl selection.
- 2020 Pro Bowl selection.
- 2018 PFWA All-Rookie Team.
- NFL Rookie of the Month (October 2018).

### CAREER HIGHLIGHTS:

- Played in 73 career games with 72 starts.
- 256 tackles (157 solo), 39.5 sacks, 1 interception, 7 passes defended, 13 forced fumbles and 3 fumble recoveries.
- Appeared in 1 postseason game with Miami.
- His 6 forced fumbles in 2023 tied for the NFL lead.

#### NFL FORCED FUMBLES LEADERS (2023)

| PLAYER                  | TEAM        | FFs      |
|-------------------------|-------------|----------|
| 1. <b>BRADLEY CHUBB</b> | <b>MIA.</b> | <b>6</b> |
| Antoine Winfield Jr.    | TB          | 6        |
| 3. Khalil Mack          | LAC         | 5        |
| Trent McDuffie          | KC          | 5        |
| 5. Several tied         |             | 4        |

- His 12.0 sacks in 2018 led all NFL rookies that season:

#### NFL ROOKIE SACK LEADERS (2018)

| PLAYER                  | TEAM        | SACKS       |
|-------------------------|-------------|-------------|
| 1. <b>BRADLEY CHUBB</b> | <b>DEN.</b> | <b>12.0</b> |
| 2. Shaquille Leonard    | Ind.        | 7.0         |
| 3. Sam Hubbard          | Cin.        | 6.0         |
| 4. B.J. Hill            | NYG         | 5.5         |
| 5. Two tied             |             | 5.0         |

- His 12.0 sacks in 2018 set a Broncos rookie record:

#### BRONCOS ROOKIE SACK LEADERS

| PLAYER                  | YEAR        | SACKS       |
|-------------------------|-------------|-------------|
| 1. <b>BRADLEY CHUBB</b> | <b>2018</b> | <b>12.0</b> |
| 2. Von Miller           | 2011        | 11.5        |
| Rulon Jones             | 1980        | 11.5        |
| 4. Mike Croel           | 1991        | 10.0        |
| 5. Elvis Dumervil       | 2006        | 8.5         |

### 2023 (MIAMI):

- Started 16 games.
- Missed the rest of the season after being placed on injured reserve on Jan. 6, 2024.
- 73 tackles (45 solo), 11.0 sacks, 2 passes defended, 6 forced fumbles and 2 fumble recoveries.

#### AT NEW ENGLAND (9/17): 7 tackles (5 solo), 1.0 sack and 1 forced fumble.

- Forced a WR Demario Douglas fumble on 3rd-and-8 that was recovered by S DeShon Elliott.
- Sacked QB Mac Jones on 1st-and-10 for a loss of 8 in the 4th quarter on Miami's game-winning defensive stop.

#### AT PHILADELPHIA (10/22): 7 tackles (5 solo), 2.0 sacks and 1 forced fumble.

- Strip-sacked QB Jalen Hurts for a loss of 11 on 3rd-and-8 in the 1st quarter that was recovered by DT Christian Wilkins.
- Sacked QB Jalen Hurts for a loss of 3 in the 3rd quarter.

#### AT KANSAS CITY IN FRANKFURT (11/5): 3 tackles (2 solo), 1.0 sack, 1 pass defended and 1 forced fumble.

- Strip-sacked QB Patrick Mahomes for a loss of 12 yards on 3rd-and-20 that was recovered by DT Zach Sieler.
- It was his 5th straight game with a sack.

#### VS. N.Y. JETS (12/17): 7 tackles (5 solo), 3.0 sacks, 2 forced fumbles and 1 fumble recovery.

- Helped the defense post a shutout and hold the Jets to the 2nd-fewest total yards allowed in Miami's history (103).
- Split a sack of QB Zach Wilson with DT Christian Wilkins and stripped the ball at the Jets 4-yard line, which was recovered by DT Zach Sieler.
- Sacked QB Zach Wilson for a loss of 10 yards in the 2nd quarter.
- Split a sack of QB Trevor Siemian with LB Andrew Van Ginkel for a loss of 10 yards in the 2nd quarter.
- Strip-sacked QB Trevor Siemian for a loss of 10 yards and recovered the fumble himself in the 4th quarter.

#### VS. DALLAS (12/24): 4 tackles (3 solo) and 1.5 sacks.

- Sacked QB Dak Prescott in the 1st quarter.
- Split a sack of QB Dak Prescott with LB Andrew Van Ginkel for a loss of 7 yards in the 4th quarter on a 1st-and-goal snap from the 1-yard line.

- Became the 1st Dolphins player since DE Cameron Wake in 2017 to record double-digit sacks in a season.

#### HONORS:

- Nat Moore Community Service Award.
- AFC Defensive Player of the Week (vs. N.Y. Jets, 12/17).

#### 2022 (DENVER/MIAMI):

- Played in 8 games with 7 starts with Miami.
- Inactive for 1 game with Miami.
- 13 tackles (5 solo), 2.5 sacks and 1 forced fumble with Miami.
- Traded to Miami on Nov. 1.
- Started 8 games with Denver.
- 26 tackles (11 solo), 5.5 sacks, 1 pass defended and 2 forced fumbles with Denver.

**AT SEATTLE (9/12):** 5 tackles (4 solo), 2.0 sacks and 1 forced fumble.

- Strip-sacked QB Geno Smith on a 2nd-and-8 snap in the 4th quarter.
- Sacked QB Geno Smith for a loss of 10 on a 3rd-and-6 in the 4th quarter, forcing a punt.

**VS. INDIANAPOLIS (10/6):** 4 tackles (3 solo), 2.5 sacks and 1 forced fumble.

- Sacked QB Matt Ryan on a 3rd-and-12 in the 1st quarter, forcing a punt.
- Split a sack with LB Baron Browning of QB Matt Ryan on a 3rd-and-10 in the 4th quarter, forcing a punt.
- Strip-sacked QB Matt Ryan on a 1st-down play in the 4th quarter.

**VS. HOUSTON (11/27):** 2 tackles (1 solo), 1.0 sack and 1 forced fumble.

- Strip-sacked QB Kyle Allen on a 2nd-and-13 snap in the 2nd quarter.

#### POSTSEASON:

**AFC WILD CARD AT BUFFALO (1/15):** 1 solo tackle, 1.0 sack and 1 forced fumble.

- Strip-sacked QB Josh Allen on a 3rd-and-11 snap in the 4th quarter.

#### PRO BOWL:

- Selected to his 2nd Pro Bowl.

#### 2021 (DENVER):

- Started 7 games.
- Inactive for 1 game.
- Missed 1 game on the Reserve/COVID-19 List.
- Missed 8 games after being placed on injured reserve on Sept. 22 and being activated on Nov. 27.
- 21 tackles (9 solo), 1 interception and 2 passes defended.

**VS. CINCINNATI (12/19):** 4 tackles (1 solo) and 1 pass defended.

**AT LAS VEGAS (12/26):** 5 tackles (1 solo), 1 interception and 1 pass defended.

- Intercepted a pass by QB Derek Carr near the end of the 1st half and returned it to the 1-yard line, setting up a Broncos TD.

**VS. KANSAS CITY (1/8):** 5 tackles (2 solo).

#### 2020 (DENVER):

- Started 14 games.
- Inactive for 2 games.
- 42 tackles (26 solo), 7.5 sacks and 1 forced fumble.

**AT N.Y. JETS (10/1):** 5 tackles (3 solo) and 2.5 sacks.

- Split a sack with DE Shelby Harris on QB Sam Darnold for a loss of 8 yards on 3rd-and-5, forcing a 2nd quarter punt.
- Sacked QB Sam Darnold on a 3rd-and-4 snap in the 4th quarter, forcing a 54-yard field goal.
- Sacked QB Sam Darnold on a 4th-down play in the 4th quarter to help preserve the win.

**AT NEW ENGLAND (10/18):** 4 tackles (2 solo), 1.0 sack and 1 forced fumble.

- Strip-sacked QB Cam Newton on a 3rd-and-6 play in the 3rd quarter, forcing a punt.

**VS. MIAMI (11/22):** 5 tackles (4 solo) and 1.0 sack.

- Sacked QB Tua Tagovailoa on a 3rd-and-21 snap in the 3rd quarter, forcing a punt.

#### PRO BOWL:

- Selected to start his 1st Pro Bowl at OLB.

#### 2019 (DENVER):

- Started 4 games.
- Missed the rest of the season after being placed on injured reserve on Oct. 1.
- 21 tackles (16 solo), 1.0 sack, 1 pass defended and 1 forced fumble.

**VS. JACKSONVILLE (9/29):** 7 tackles (4 solo), 1.0 sack and 1 forced fumble.

- Sacked QB Gardner Minshew on a 3rd-and-5 snap in the 2nd quarter, forcing a punt.
- Stripped QB Gardner Minshew on a 2nd-and-10 snap in the 4th quarter.

#### 2018 (DENVER):

- Started all 16 games.
- 60 tackles (41 solo), 12.0 sacks, 1 pass defended, 2 forced fumbles and 1 fumble recovery.
- Set a Broncos rookie record and led all NFL rookies with 12.0 sacks.
- His 12.0 sacks were tied for 7th-most by a rookie in NFL history at the time.

**VS. L.A. RAMS (10/14):** 5 tackles (4 solo) and 3.0 sacks.

- Sacked QB Jared Goff twice on the same drive in the 2nd quarter, forcing a Rams punt.
- Sacked QB Jared Goff on 3rd-and-3 in the 4th quarter, pushing a field goal attempt back 10 yards that was no good.

**AT ARIZONA (10/18):** 3 solo tackles, 2.0 sacks and 1 forced fumble.

- Strip-sacked QB Josh Rosen for a loss of 6 yards in the 4th quarter.
- Later in the same drive, sacked QB Josh Rosen on 4th down, turning the ball over on downs.

**AT SAN FRANCISCO (12/9):** 4 tackles (2 solo) and 2.0 sacks.

- Sacked QB Nick Mullens on 3rd-and-2 in the 2nd quarter, forcing a field goal.

- Sacked QB Nick Mullens on a 3rd-and-15 play in the 3rd quarter.

#### HONORS:

- PFWA All-Rookie Team.
- NFL Rookie of the Month (October).

### BEFORE THE NFL

#### COLLEGE (NC STATE):

- 4-year letterman (2014-17) and 3-year starter.

**CAREER:** Played in 49 games with 38 starts; 203 tackles (103 solo), 26.0 sacks, 1 interception, 4 passes defended and 2 forced fumbles; 2 blocked kicks.

- Finished his career as the school's all-time recordholder in sacks (26.0) and tackles for loss (60.0).

**SENIOR (2017):** Started 12 games; 73 tackles (40 solo), 10.0 sacks, 2 passes defended and 3 forced fumbles; 1 blocked kick.

- Won the Bronko Nagurski Trophy (nation's top defender)
- Won the Ted Hendricks Award (nation's top defensive end).
- Consensus 1st-team All-American.
- ACC Defensive Player of the Year.
- 1st-team All-ACC.
- Team captain.

**JUNIOR (2016):** Started all 13 games; 58 tackles (33 solo), 10.0 sacks, 1 pass defended and 2 forced fumbles.

- 3rd-team All-ACC.
- Team captain.

**SOPHOMORE (2015):** Started all 13 games; 69 tackles (29 solo), 5.5 sacks, 1 interception, 1 pass defended, 3 forced fumbles; 1 blocked kick.

**TRUE FRESHMAN (2014):** Played in 11 games; 3 tackles (1 solo).

### HIGH SCHOOL (HILLGROVE HS – POWDER SPRINGS, GA.)

- Played defensive end.

### OFF THE FIELD

#### COMMUNITY:

##### 2023:

- Co-hosted a holiday toy giveaway with teammate Jaelan Phillips at the Lester H. White NFL YET Center Boys & Girls Club, providing gifts and meals from Reggae Beats, a Miami Dolphins minority-owned restaurant partner.
- Partnered with the South Florida Motorsports “F1 in Schools” program to provide mentorship and financial support for students in the SEEK Foundation’s STEM program at Bunche Park in Miami Gardens.
- Throughout the season, hosted visits and mentorship events with local Boys & Girls Clubs, Big Brothers Big Sisters and the Overtown Youth Center.
- Visited pediatric patients in local hospitals and surprised them with holiday gifts.

##### 2022:

- Co-hosted a holiday toy giveaway with teammate Jaelan Phillips at the Jim & Jan Moran Boys & Girls Club of Broward County, providing toys for 250 kids and meals from Troy’s BBQ.
- Visited Baptist Health South Florida to surprise eight patients and their families with holiday gifts.
- Along with defensive teammates, hosted a Thanksgiving dinner at Hard Rock Stadium for 100 kids from Big Brothers Big Sisters of Broward and Miami.

#### PERSONAL:

- Father, Aaron, played linebacker at Georgia and was a 12th-round pick by New England in the 1989 NFL Draft.
- Brother, Brandon, signed with the L.A. Rams as an undrafted college free agent linebacker in 2016 but did not appear in a game.
- Cousin, Nick Chubb, plays running back for the Cleveland Browns.
- **MAJOR:** Sociology.

### BRADLEY CHUBB'S NFL REGULAR SEASON STATS

| YEAR       | TEAM   | GP | GS | TACKLES |      |      |      |       | INT | INTERCEPTIONS |    |    |    | PD | FUMBLES |    |
|------------|--------|----|----|---------|------|------|------|-------|-----|---------------|----|----|----|----|---------|----|
|            |        |    |    | TOT     | SOLO | ASST | SK   | YDS   |     | YDS           | LG | TD | PD |    | FF      | FR |
| 2018       | DENVER | 16 | 16 | 60      | 41   | 19   | 12.0 | 83.0  | 0   | 0             | -  | 0  | 1  | 2  | 1       |    |
| 2019       | DENVER | 4  | 4  | 21      | 16   | 5    | 1.0  | 7.0   | 0   | 0             | -  | 0  | 1  | 1  | 0       |    |
| 2020       | DENVER | 14 | 14 | 42      | 26   | 16   | 7.5  | 50.0  | 0   | 0             | -  | 0  | 0  | 1  | 0       |    |
| 2021       | DENVER | 7  | 7  | 21      | 9    | 12   | 0.0  | 0.0   | 1   | 21            | 21 | 0  | 2  | 0  | 0       |    |
| 2022       | DENVER | 8  | 8  | 26      | 15   | 11   | 5.5  | 43.5  | 0   | 0             | -  | 0  | 1  | 2  | 0       |    |
|            | MIAMI  | 8  | 7  | 13      | 5    | 8    | 2.5  | 21.0  | 0   | 0             | -  | 0  | 0  | 1  | 0       |    |
| 2023       | MIAMI  | 16 | 16 | 73      | 45   | 28   | 11.0 | 84.0  | 0   | 0             | -  | 0  | 2  | 6  | 2       |    |
| NFL TOTALS |        | 73 | 72 | 256     | 157  | 99   | 39.5 | 288.5 | 1   | 21            | 21 | 0  | 7  | 13 | 3       |    |

### BRADLEY CHUBB'S NFL PLAYOFF STATS

| YEAR           | TEAM  | GP | GS | TACKLES |      |      |     |     | INT | INTERCEPTIONS |    |    |    | PD | FUMBLES |    |
|----------------|-------|----|----|---------|------|------|-----|-----|-----|---------------|----|----|----|----|---------|----|
|                |       |    |    | TOT     | SOLO | ASST | SK  | YDS |     | YDS           | LG | TD | PD |    | FF      | FR |
| 2022           | MIAMI | 1  | 0  | 1       | 1    | 0    | 1.0 | 7.0 | 0   | 0             | -  | 0  | 0  | 1  | 0       |    |
| PLAYOFF TOTALS |       | 1  | 0  | 1       | 1    | 0    | 1.0 | 7.0 | 0   | 0             | -  | 0  | 0  | 1  | 0       |    |

SINGLE-GAME CAREER HIGHS

|                           |     |   |
|---------------------------|-----|---|
| <b>Tackles:</b>           | 7   | 7 times, last: vs. N.Y. Jets,<br>12/17/23 |
| <b>Sacks:</b>             | 3.0 | Twice, last: vs. N.Y. Jets,<br>12/17/23   |
| <b>Passes Defensed:</b>   | 1   | 7 times, last: vs. Tennessee,<br>12/11/23 |
| <b>Forced Fumbles:</b>    | 2   | vs. N.Y. Jets, 12/17/23                   |
| <b>Fumble Recoveries:</b> | 1   | 3 times, last: vs. N.Y. Jets,<br>12/17/23 |



# 83

## CHASE CLAYPOOL

WIDE RECEIVER // 6-4 // 238 // NOTRE DAME '20

ACQUIRED: T, '23 (CHI.)

HOMETOWN: ABBOTSFORD, CANADA // BORN: 7/7/98

NFL: FOURTH SEASON // DOLPHINS: FIRST SEASON

### NFL CAREER

#### TRANSACTIONS:

- Traded from Chicago to Miami on Oct. 6, 2023.
- Traded from Pittsburgh to Chicago on Nov. 1, 2022.
- 2nd-round pick (49th overall) by Pittsburgh in the 2020 NFL Draft.

#### CAREER HONORS:

- 2020 PFWA All-Rookie Team.
- AFC Offensive Player of the Week (vs. Philadelphia, 10/11/20).

#### CAREER HIGHLIGHTS:

- Played in 58 career games with 32 starts.
- 175 receptions for 2,261 yards (12.9 avg.) and 13 TDs.
- 33 carries for 171 yards (5.2 avg.) and 2 TDs.
- 1-of-1 passing (100.0 pct.) for 1 yard and 1 TD.
- 11 special teams tackles (4 solo).
- 4 miscellaneous tackles.
- Played in 3 postseason games with 2 starts – 2 with Pittsburgh and 1 with Miami.
- His 11 total TDs in 2020 led all rookie wide receivers and were tied for sixth by a NFL rookie wide receiver since the AFL-NFL merger in 1970.

#### 2023 (CHICAGO/MIAMI):

- Played in 9 games with Miami.
- Inactive for 3 games with Miami.
- 4 receptions for 26 yards (6.5 avg.) with Miami.
- 5 special teams tackles (2 solo) with Miami.
- 1 miscellaneous tackle with Miami.
- Traded from Chicago to Miami on Oct. 6.
- Played in 3 games with 2 starts with Chicago.
- Inactive for 2 games with Chicago.
- 4 receptions for 51 yards (12.8 avg.) and 1 TD with Chicago.

**AT TAMPA BAY (9/17):** 3 receptions for 36 yards (12.0 avg.) and 1 TD.

- Caught a 20-yard TD pass from QB Justin Fields to make it a 1-score game in the 4th quarter.

**VS. NEW ENGLAND (10/29):** 1 reception for 15 yards (15.0 avg.); 1 assisted special teams tackle.

**VS. N.Y. JETS (12/17):** 2 receptions for 8 yards (4.0 avg.).

#### POSTSEASON:

**AFC WILD CARD AT KANSAS CITY (1/13):** Played but did not record any stats.

#### 2022 (PITTSBURGH/CHICAGO):

- Played in 7 games with 3 starts with Chicago.
- Inactive for 2 games with Chicago.
- 14 receptions for 140 yards (10.0 avg.) with Chicago.
- 1 carry for 4 yards with Chicago.
- 1 miscellaneous tackle with Chicago.
- Traded from Pittsburgh to Chicago on Nov. 1.
- Started 8 games with Pittsburgh.
- 32 receptions for 311 yards (9.7 avg.) and 1 TD with Pittsburgh.
- 8 carries for 55 yards (6.9 avg.) with Pittsburgh.
- 1-of-1 passing (100.0 pct.) for 1 yard and 1 TD with Pittsburgh.
- 2 miscellaneous tackles with Pittsburgh.

**VS. TAMPA BAY (10/16):** 7 receptions for 96 yards (13.7 av.) and 1 TD.

- Caught a 6-yard TD pass from QB Mitch Trubisky in the 4th quarter to give Pittsburgh an 8-point lead.

**AT PHILADELPHIA (10/30):** 4 receptions for 45 yards (11.3 avg.).

- Threw a 1-yard TD pass to FB Derek Watt in the 1st quarter for his 1st career pass.

**VS. MIAMI (11/6):** 2 receptions for 13 yards (6.5 avg.).

- Made his Bears debut.

#### 2021 (PITTSBURGH):

- Played in 15 games with 13 starts.
- Inactive for 2 games.
- 59 receptions for 860 yards (14.6 avg.) and 2 TDs.
- 14 carries for 96 yards (6.9 avg.).

**VS. CINCINNATI (9/26):** 9 receptions for 96 yards (10.7 avg.).

**VS. DENVER (10/10):** 5 receptions for 130 yards (26.0 avg.) and 1 TD.

- Caught an 18-yard TD pass from QB Ben Roethlisberger in the 3rd quarter.

**AT BALTIMORE (1/9):** 5 receptions for 37 yards (7.4 avg.) and 1 TD; 3 carries for 33 yards (11.0 avg.).

- Caught a 6-yard TD pass from QB Ben Roethlisberger to give Pittsburgh a lead with 2:54 remaining.

#### POSTSEASON:

**AFC WILD CARD AT KANSAS CITY (1/16):** 3 receptions for 25 yards (8.3 avg.).



## 2020 (PITTSBURGH):

- Played in all 16 games with 6 starts.
- 62 receptions for 873 yards (14.1 avg.) and 9 TDs.
- 10 carries for 16 yards (1.6 avg.) and 2 TDs.
- 6 special teams tackles (2 solo).
- His 11 total TDs led all rookie wide receivers and were tied for sixth by a NFL rookie wide receiver since the AFL-NFL merger in 1970.
- His 62 receptions were the most and his 9 receiving TDs were tied for the most by a rookie in franchise history.

**AT N.Y. GIANTS (9/14):** 2 receptions for 39 yards (19.5 avg.); 1 carry for 8 yards.

- Made his NFL debut.

**AT BALTIMORE (1/9):** 3 receptions for 88 yards (29.3 avg.) and 1 TD.

- Caught an 84-yard TD pass from QB Ben Roethlisberger for his 1st career score.

**VS. PHILADELPHIA (10/11):** 7 receptions for 110 yards (15.7 avg.) and 3 TDs; 3 carries for 6 yards (2.0 avg.) and 1 TD.

- Scored 4 TDs – 1 in each quarter – in his 1st NFL start.
- Had a 2-yard TD run in the 1st quarter.
- Caught a 32-yard TD pass from QB Ben Roethlisberger in the 2nd quarter.
- Hauled in a 5-yard TD pass from Roethlisberger in the 3rd quarter.
- Sealed Pittsburgh's win with a 35-yard TD reception to give the Steelers a 2-score lead with 2:59 remaining.
- Became the 3rd rookie wide receiver to record 4 TDs in a game in NFL history.
- Became 1st Steelers player with 4 TDs in a game since Roy Jefferson on Nov. 3, 1968.

## POSTSEASON:

**AFC WILD CARD VS. CLEVELAND (1/10):** 5 receptions for 59 yards (11.8 avg.) and 2 TDs.

- Caught a 29-yard TD pass from QB Ben Roethlisberger with 11:08 left in the game.
- Scored on a 7-yard pass from QB Ben Roethlisberger with 1:09 remaining.
- Tied an NFL rookie record with 2 TD receptions in a postseason game.

## HONORS:

- PFWA All-Rookie Team.
- AFC Offensive Player of the Week (at Baltimore, 10/11).

## BEFORE THE NFL

### COLLEGE (NOTRE DAME):

- 4-year letterman (2016-19) and 3-year starter.

**CAREER:** Played in 50 games with 33 starts; 150 receptions for 2,159 yards (14.4 avg.) and 19 TDs; 3 carries for 6 yards (2.0 avg.).

- His 150 career receptions ranked 7th in school history.

**SENIOR (2019):** Started all 13 games; 66 receptions for 1,037 yards (15.7 avg.) and 13 TDs.

- His 13 receiving TDs were 6th in school history.

**JUNIOR (2018):** Played in all 13 games with 12 starts; 50 receptions for 639 yards (12.8 avg.) and 4 TDs.

**SOPHOMORE (2017):** Played in 12 games with 8 starts; 29 receptions for 402 yards (13.9 avg.) and 2 TDs; 2 carries for -3 yards (-1.5 avg.).

**TRUE FRESHMAN (2016):** Played in all 12 games; 5 receptions for 81 yards (16.2 avg.).

## HIGH SCHOOL (ABBOTSFORD HS – ABBOTSFORD, BRITISH COLUMBIA, CANADA)

- Broke 10 different school records during his career.

**SENIOR (2015):** 58 receptions for 1,473 yards (25.4 avg.) and 18 TDs; 47 carries for 567 yards (12.1 avg.) and 8 TDs; 6-of-8 passing (75.0 pct.) for 103 yards and 3 TDs; 74 tackles, 2.0 sacks, 5 interceptions and 2 fumble recoveries; 7 kickoff returns for 176 yards (25.1 avg.) and 1 TD; 4 punt returns for 195 yards (48.8 avg.) and 2 TDs.

## OFF THE FIELD

### PERSONAL:

- **MAJOR:** Management consulting.

## CHASE CLAYPOOL'S NFL REGULAR SEASON STATS

| YEAR       | TEAM       | GP | GS | RECEIVING |      |      |     |    | RUSHING |     |     |    |    |
|------------|------------|----|----|-----------|------|------|-----|----|---------|-----|-----|----|----|
|            |            |    |    | REC       | YDS  | AVG  | LG  | TD | ATT     | YDS | AVG | LG | TD |
| 2020       | PITTSBURGH | 16 | 6  | 62        | 873  | 14.1 | 84t | 9  | 10      | 16  | 1.6 | 8  | 2  |
| 2021       | PITTSBURGH | 15 | 13 | 59        | 860  | 14.6 | 59  | 2  | 14      | 96  | 6.9 | 25 | 0  |
| 2022       | PITTSBURGH | 8  | 8  | 32        | 311  | 9.7  | 26  | 1  | 8       | 55  | 6.9 | 15 | 0  |
|            | CHICAGO    | 7  | 3  | 14        | 140  | 10.0 | 31  | 0  | 1       | 4   | 4.0 | 4  | 0  |
| 2023       | CHICAGO    | 3  | 2  | 4         | 51   | 12.8 | 20t | 1  | 0       | 0   | 0.0 | -  | 0  |
|            | MIAMI      | 9  | 0  | 4         | 26   | 6.5  | 15  | 0  | 0       | 0   | 0.0 | -  | 0  |
| NFL TOTALS |            | 58 | 32 | 175       | 2261 | 12.9 | 84t | 13 | 33      | 171 | 5.2 | 25 | 2  |

## CHASE CLAYPOOL'S NFL PLAYOFF STATS

| YEAR           | TEAM       | GP | GS | RECEIVING |     |      |     |    | RUSHING |     |     |    |    |
|----------------|------------|----|----|-----------|-----|------|-----|----|---------|-----|-----|----|----|
|                |            |    |    | REC       | YDS | AVG  | LG  | TD | ATT     | YDS | AVG | LG | TD |
| 2020           | PITTSBURGH | 1  | 1  | 5         | 59  | 11.8 | 29t | 2  | 0       | 0   | 0.0 | -  | 0  |
| 2021           | PITTSBURGH | 1  | 1  | 3         | 25  | 8.3  | 16  | 0  | 0       | 0   | 0.0 | -  | 0  |
| 2023           | MIAMI      | 1  | 0  | 0         | 0   | 0.0  | -   | 0  | 0       | 0   | 0.0 | -  | 0  |
| PLAYOFF TOTALS |            | 3  | 2  | 8         | 84  | 10.5 | 29t | 2  | 0       | 0   | 0.0 | -  | 0  |

## ADDITIONAL STATS

**Passing:** (Pittsburgh) 1-for-1 for 1 yard and 1 TD in 2022.  
**Special Teams Tackles:** (Pittsburgh) 6 in 2020, (Miami) 5 in 2023 for a total of 11.  
**Miscellaneous Tackles:** (Pittsburgh) 2 in 2022, (Chicago) 1 in 2022, (Miami) 1 in 2023 for total of 4.  
**Miscellaneous Fumble Recoveries:** (Pittsburgh) 1 in 2020, (Miami) 1 in 2023 for a total of 2.

## SINGLE-GAME CAREER HIGHS

**Receptions:** 9 vs. Cincinnati, 9/26/21  
**Receiving Yards:** 130 vs. Denver, 10/10/21  
**Longest Reception:** 84t vs. Denver, 9/20/20  
**Receiving TDs:** 3 vs. Philadelphia, 10/11/22  
**Rushing Attempts:** 6 at Cincinnati, 9/11/22  
**Rushing Yards:** 36 at Cincinnati, 9/11/22  
**Longest Rush:** 25 at Buffalo, 9/12/21  
**Rushing TDs:** 1 Twice, last: vs. Cleveland, 10/18/20

## 100-YARD RECEIVING GAMES (3)

| DATE     | OPPONENT     | REC | YDS | AVG  | LG  | TD |
|----------|--------------|-----|-----|------|-----|----|
| 10/11/20 | PHILADELPHIA | 7   | 110 | 15.7 | 35t | 3  |
| 1/3/21   | at Cleveland | 5   | 101 | 20.2 | 41  | 1  |
| 10/10/21 | DENVER       | 5   | 130 | 26.0 | 59  | 1  |

## 2020 GAME-BY-GAME STATS (PITTSBURGH)

| DATE               | OPPONENT        | P/S         | REC       | YDS        | AVG         | LG         | TD       |
|--------------------|-----------------|-------------|-----------|------------|-------------|------------|----------|
| 09/14              | at N.Y. Giants  | 1/0         | 2         | 39         | 19.5        | 28         | 0        |
| 09/20              | DENVER          | 1/0         | 3         | 88         | 29.3        | 84t        | 1        |
| 09/27              | HOUSTON         | 1/0         | 1         | 24         | 24.0        | 24         | 0        |
| 10/11              | PHILADELPHIA    | 1/1         | 7         | 110        | 15.7        | 35t        | 3        |
| 10/18              | CLEVELAND       | 1/0         | 4         | 74         | 18.5        | 36         | 0        |
| 10/25              | at Tennessee    | 1/1         | 1         | -2         | -2.0        | -2         | 0        |
| 11/01              | at Baltimore    | 1/0         | 5         | 42         | 8.4         | 10         | 1        |
| 11/08              | at Dallas       | 1/0         | 8         | 69         | 8.6         | 14         | 0        |
| 11/15              | CINCINNATI      | 1/0         | 4         | 56         | 14.0        | 15         | 2        |
| 11/22              | at Jacksonville | 1/0         | 4         | 59         | 14.8        | 31t        | 1        |
| 12/02              | BALTIMORE       | 1/0         | 6         | 52         | 8.7         | 22         | 0        |
| 12/07              | WASHINGTON      | 1/1         | 2         | 38         | 19.0        | 30         | 0        |
| 12/13              | at Buffalo      | 1/1         | 3         | 15         | 5.0         | 6          | 0        |
| 12/21              | at Cincinnati   | 1/0         | 3         | 54         | 18.0        | 37         | 0        |
| 12/27              | INDIANAPOLIS    | 1/1         | 4         | 54         | 13.5        | 34         | 0        |
| 01/03              | at Cleveland    | 1/1         | 5         | 101        | 20.2        | 41         | 1        |
| <b>2020 TOTALS</b> |                 | <b>16/6</b> | <b>62</b> | <b>873</b> | <b>14.1</b> | <b>84t</b> | <b>9</b> |

| DATE  | OPPONENT   | P/S | REC | YDS | AVG  | LG  | TD |
|-------|------------|-----|-----|-----|------|-----|----|
| 01/10 | CLEVELAND* | 1/1 | 5   | 59  | 11.8 | 29t | 2  |

\* AFC Wild Card game

## 2021 GAME-BY-GAME STATS (PITTSBURGH)

| DATE               | OPPONENT         | P/S          | REC        | YDS         | AVG        | LG        | TD       |
|--------------------|------------------|--------------|------------|-------------|------------|-----------|----------|
| 09/12              | at Buffalo       | 1/0          | 3          | 45          | 15.0       | 22        | 0        |
| 09/19              | LAS VEGAS        | 1/1          | 3          | 70          | 23.3       | 52        | 0        |
| 09/26              | CINCINNATI       | 1/1          | 9          | 96          | 10.7       | 29        | 0        |
| 10/03              | at Green Bay     |              |            |             |            |           | INACTIVE |
| 10/10              | DENVER           | 1/1          | 5          | 130         | 26.0       | 59        | 1        |
| 10/17              | SEATTLE          | 1/1          | 2          | 17          | 8.5        | 12        | 0        |
| 10/31              | at Cleveland     | 1/1          | 4          | 45          | 11.3       | 16        | 0        |
| 11/08              | CHICAGO          | 1/1          | 3          | 30          | 10.0       | 26        | 0        |
| 11/14              | DETROIT          |              |            |             |            |           | INACTIVE |
| 11/21              | at L.A. Chargers | 1/1          | 5          | 93          | 18.6       | 37        | 0        |
| 11/28              | at Cincinnati    | 1/1          | 3          | 82          | 27.3       | 41        | 0        |
| 12/05              | BALTIMORE        | 1/0          | 2          | 52          | 26.0       | 40        | 0        |
| 12/09              | at Minnesota     | 1/1          | 8          | 93          | 11.6       | 38        | 0        |
| 12/19              | TENNESSEE        | 1/1          | 0          | 12          | 0.0        | 12        | 0        |
| 12/26              | at Kansas City   | 1/1          | 4          | 41          | 10.3       | 24        | 0        |
| 01/03              | CLEVELAND        | 1/1          | 3          | 17          | 5.7        | 8         | 0        |
| 01/09              | at Baltimore     | 1/1          | 5          | 37          | 7.4        | 10        | 1        |
| <b>2021 TOTALS</b> |                  | <b>16/16</b> | <b>104</b> | <b>1015</b> | <b>9.8</b> | <b>57</b> | <b>6</b> |

| DATE  | OPPONENT        | P/S | REC | YDS | AVG | LG | TD |
|-------|-----------------|-----|-----|-----|-----|----|----|
| 01/16 | at Kansas City* | 1/1 | 3   | 25  | 8.3 | 16 | 0  |

\* AFC Wild Card game

## 2022 GAME-BY-GAME STATS (PITTSBURGH/CHICAGO)

| DATE                     | OPPONENT        | P/S          | REC       | YDS        | AVG         | LG        | TD       |
|--------------------------|-----------------|--------------|-----------|------------|-------------|-----------|----------|
| 09/11                    | at Cincinnati   | 1/1          | 4         | 18         | 4.5         | 6         | 0        |
| 09/18                    | NEW ENGLAND     | 1/1          | 4         | 26         | 6.5         | 11        | 0        |
| 09/22                    | at Cleveland    | 1/1          | 3         | 35         | 11.7        | 20        | 0        |
| 10/02                    | N.Y. JETS       | 1/1          | 0         | 0          | 0.0         | -         | 0        |
| 10/09                    | at Buffalo      | 1/1          | 5         | 50         | 10.0        | 20        | 0        |
| 10/16                    | TAMPA BAY       | 1/1          | 7         | 96         | 13.7        | 26        | 1        |
| 10/23                    | at Miami        | 1/1          | 5         | 41         | 8.2         | 12        | 0        |
| 10/30                    | at Philadelphia | 1/1          | 4         | 45         | 11.3        | 25        | 0        |
| <b>PITTSBURGH TOTALS</b> |                 | <b>8/8</b>   | <b>32</b> | <b>311</b> | <b>9.7</b>  | <b>26</b> | <b>1</b> |
| 11/06                    | MIAMI           | 1/0          | 2         | 13         | 6.5         | 12        | 0        |
| 11/13                    | DETROIT         | 1/0          | 1         | 8          | 8.0         | 8         | 0        |
| 11/20                    | at Atlanta      | 1/1          | 2         | 11         | 5.5         | 6         | 0        |
| 11/27                    | at N.Y. Jets    | 1/1          | 2         | 51         | 25.5        | 31        | 0        |
| 12/04                    | GREEN BAY       | 1/1          | 5         | 28         | 5.6         | 15        | 0        |
| 12/18                    | PHILADELPHIA    |              |           |            |             |           | INACTIVE |
| 12/24                    | BUFFALO         |              |           |            |             |           | INACTIVE |
| 01/01                    | at Detroit      | 1/0          | 0         | 0          | 0.0         | -         | 0        |
| 01/08                    | MINNESOTA       | 1/0          | 2         | 29         | 14.5        | 20        | 0        |
| <b>CHICAGO TOTALS</b>    |                 | <b>7/3</b>   | <b>14</b> | <b>140</b> | <b>10.0</b> | <b>31</b> | <b>0</b> |
| <b>2022 TOTALS</b>       |                 | <b>15/11</b> | <b>46</b> | <b>451</b> | <b>9.8</b>  | <b>31</b> | <b>1</b> |

## 2023 GAME-BY-GAME STATS (CHICAGO/MIAMI)

| DATE                  | OPPONENT        | P/S         | REC      | YDS       | AVG         | LG         | TD       |
|-----------------------|-----------------|-------------|----------|-----------|-------------|------------|----------|
| 09/10                 | GREEN BAY       | 1/1         | 0        | 0         | 0.0         | -          | 0        |
| 09/17                 | at Tampa Bay    | 1/0         | 3        | 36        | 12.0        | 20t        | 1        |
| 09/24                 | at Kansas City  | 1/1         | 1        | 15        | 15.0        | 15         | 0        |
| 10/01                 | DENVER          |             |          |           |             |            | INACTIVE |
| 10/05                 | at Washington   |             |          |           |             |            | INACTIVE |
| <b>CHICAGO TOTALS</b> |                 | <b>3/2</b>  | <b>4</b> | <b>51</b> | <b>12.8</b> | <b>20t</b> | <b>1</b> |
| 10/15                 | CAROLINA        |             |          |           |             |            | INACTIVE |
| 10/22                 | at Philadelphia | 1/0         | 0        | 0         | 0.0         | -          | 0        |
| 10/29                 | NEW ENGLAND     | 1/0         | 1        | 15        | 15.0        | 15         | 0        |
| 11/05                 | at Kansas City  | 1/0         | 0        | 0         | 0.0         | -          | 0        |
| 11/19                 | LAS VEGAS       |             |          |           |             |            | INACTIVE |
| 11/24                 | at N.Y. Jets    |             |          |           |             |            | INACTIVE |
| 12/03                 | at Washington   | 1/0         | 0        | 0         | 0.0         | -          | 0        |
| 12/11                 | TENNESSEE       | 1/0         | 0        | 0         | 0.0         | -          | 0        |
| 12/17                 | N.Y. JETS       | 1/0         | 2        | 8         | 4.0         | 5          | 0        |
| 12/24                 | DALLAS          | 1/0         | 0        | 0         | 0.0         | -          | 0        |
| 12/31                 | at Baltimore    | 1/0         | 0        | 0         | 0.0         | -          | 0        |
| 01/07                 | BUFFALO         | 1/0         | 1        | 3         | 3.0         | 3          | 0        |
| <b>MIAMI TOTALS</b>   |                 | <b>9/0</b>  | <b>4</b> | <b>26</b> | <b>6.5</b>  | <b>15</b>  | <b>0</b> |
| <b>2023 TOTALS</b>    |                 | <b>12/2</b> | <b>8</b> | <b>77</b> | <b>9.6</b>  | <b>20t</b> | <b>1</b> |

| DATE  | OPPONENT        | P/S | REC | YDS | AVG | LG | TD |
|-------|-----------------|-----|-----|-----|-----|----|----|
| 01/13 | at Kansas City* | 1/0 | 0   | 0   | 0.0 | -  | 0  |

\* AFC Wild Card game



## NFL CAREER

### TRANSACTIONS:

- Signed to a reserve/future contract with Miami on Jan. 16, 2023.
- Signed to Miami's practice squad on Dec. 20, 2022.
- Waived by Las Vegas on Dec. 15, 2022.
- Signed to Las Vegas' practice squad on Sept. 1, 2021.
- Waived by Las Vegas on Aug. 31, 2021.
- Signed by Las Vegas on Feb. 9, 2021.
- Waived by Las Vegas on Sept. 5, 2020.
- Signed to Oakland's active roster on Dec. 21, 2019.
- Signed to Oakland's practice squad on Oct. 10, 2019.
- Waived by Oakland on Oct. 7, 2019.
- Signed to Oakland's active roster on Oct. 5, 2019.
- Signed to Oakland's practice squad on Sept. 1, 2019.
- Waived by Oakland on Aug. 31, 2019.
- Signed by Oakland as an undrafted college free agent on May 3, 2019.

### CAREER HIGHLIGHTS:

- Played in 31 career games with 9 starts – 7 at left guard and 2 at right guard.
- 1 miscellaneous tackle.
- Played in 2 postseason games with 1 start with Miami.

### 2023 (MIAMI):

- Played in all 17 games with 8 starts – 7 at left guard and 1 at right guard.
- 1 miscellaneous tackle.

#### VS. NEW ENGLAND (10/29):

- Protected QB Tua Tagovailoa who completed 30-of-45 passes for 324 yards and 3 TDs.

#### VS. LAS VEGAS (11/19):

- Protected QB Tua Tagovailoa who completed 28-of-39 passes for 325 yards and 2 TDs.

#### VS. N.Y. JETS (12/17):

- Protected QB Tua Tagovailoa who completed 21-of-24 passes for 224 yards and 1 TD.

### POSTSEASON:

**AFC WILD CARD AT KANSAS CITY (1/13):** Played but did not record any stats.

### 2022 (LAS VEGAS/MIAMI):

- Signed to Miami's practice squad on Dec. 20.
- Played in 10 games with 1 start at right guard for Las Vegas.
- Dressed but did not play 1 game.
- Missed 2 games after being placed on injured reserve on Dec. 3.

#### VS. ARIZONA (9/18):

- Made his 1st career start.

### POSTSEASON:

**AFC WILD CARD AT BUFFALO (1/15):** Started at left guard.

- Made his Dolphins debut.

### 2021 (LAS VEGAS):

- Played in 3 games.
- Spent the rest of the season on Las Vegas' practice squad.

**AT PITTSBURGH (9/19):** Played but did not record any stats.

### 2020 (LAS VEGAS):

- Spent training camp and the offseason program with Las Vegas.

### 2019 (OAKLAND):

- Played in 1 game.
- Dressed but did not play 2 games.
- Spent the rest of the season on Oakland's practice squad.

**AT L.A. CHARGERS (12/22):** Played but did not record any stats.

- Made his NFL debut.

## BEFORE THE NFL

### COLLEGE (ALABAMA):

- 4-year letterman (2015-18) and 2-year starter.
- CAREER:** Played in 43 games with 28 starts – 16 at right guard and 12 at left guard.
- SENIOR (2018):** Played in 12 games with 10 starts at left guard.
- JUNIOR (2017):** Started 13 games at right guard.
- Co-recipient of the USC John McKay Award which recognizes competitive spirit.

**SOPHOMORE (2016):** Played in 14 games with 5 starts – 3 at right guard and 2 at left guard.  
**TRUE FRESHMAN (2015):** Played in 4 games.

**HIGH SCHOOL (CENTRAL HS – TUSCALOOSA, ALA.)**

- SENIOR (2014):**
- 1st-team All-American.
  - 1st-team all-state.

| LESTER COTTON'S NFL REGULAR SEASON STATS  |                  |
|---|------------------|
| GAMES/STARTS: (Oakland) 2019: 1/0, (Las Vegas): 2021: 3/0, 2022: 10/1, (Miami) 2023: 17/8 | NFL TOTALS: 31/9 |

| LESTER COTTON'S NFL PLAYOFF STATS          |                     |
|--|---------------------|
| GAMES/STARTS: (Miami) 2022: 1/1, 2023: 1/0 | PLAYOFF TOTALS: 2/1 |

| ADDITIONAL STATS                  |
|-----------------------------------|
| Miscellaneous Tackles: 1 in 2023. |



## NFL CAREER

### TRANSACTIONS:

- Signed to Miami's active roster on Sept. 29, 2022.
- Signed to Miami's practice squad on Sept. 1, 2022.
- Waived by Miami on Aug. 30, 2022.
- Signed by Miami on Feb. 17, 2022.
- Waived by San Francisco on Jan. 29, 2022.
- Promoted from San Francisco's practice squad on Dec. 11, 2021.
- Signed to San Francisco's practice squad on Sept. 1, 2021.
- Waived by San Francisco on Aug. 31, 2021.
- Signed by San Francisco on Aug. 28, 2021.
- Waived by San Francisco on Aug. 24, 2021.
- Signed to San Francisco's active roster on Nov. 9, 2020.
- Signed to San Francisco's practice squad on Sept. 6, 2020.
- Waived by San Francisco on Sept. 5, 2020.
- Signed by San Francisco on Aug. 27, 2020.
- Waived by Philadelphia on May 1, 2020.
- Signed to Philadelphia's practice squad on Dec. 24, 2019.
- Waived by Denver on Sept. 24, 2019.
- Signed by Denver on Sept. 11, 2019.
- Waived by Denver on Sept. 1, 2019.
- Signed to Denver's active roster on Nov. 2, 2018.
- Signed to Denver's practice squad on Sept. 19, 2018.
- Released from Denver's practice squad on Sept. 10, 2018.
- Signed to Denver's practice squad on Sept. 2, 2018.
- Waived by Denver on Sept. 1, 2018.
- Signed to Denver's practice squad on Dec. 19, 2017.
- Released from Denver's practice squad on Oct. 27, 2017.
- Signed to Denver's practice squad on Oct. 18, 2017.

### CAREER HIGHLIGHTS:

- Played in 45 games with 2 starts.
- 25 receptions for 308 yards (12.3 avg.) and 3 TDs.
- 17 punt returns for 80 yards (4.7 avg.); 3 kickoff returns for 43 yards (14.3 avg.).
- 5 special teams tackles (3 solo).

- 3 miscellaneous tackles.
- Appeared in 4 postseason games – 2 with San Francisco and 2 with Miami.

### 2023 (MIAMI):

- Played in 10 games with 1 start.
- Inactive for 1 game.
- Missed 6 games after being placed on injured reserve on Sept. 29 and activated on Nov. 14.
- 9 receptions for 121 yards (13.4 avg.) and 1 TD.

**AT L.A. CHARGERS (9/10):** 3 receptions for 40 yards (13.3 avg.) and 1 TD.

- Caught a 1-yard TD pass from QB Tua Tagovailoa in the 2nd quarter.

**AT NEW ENGLAND (9/17):** 2 receptions for 34 yards (17.0 avg.).

**VS. BUFFALO (1/7):** 1 reception for 18 yards (18.0 avg.).

### POSTSEASON:

**AFC WILD CARD AT KANSAS CITY (1/13):** 2 receptions for 33 yards (16.5 avg.).

### 2022 (MIAMI):

- Played in 11 games.
- Inactive for 6 games.
- 9 receptions for 102 yards (11.3 avg.) and 2 TDs.
- 3 miscellaneous tackles.

**AT BALTIMORE (9/18):** 1 reception for 2 yards and 1 TD.

- Caught a 2-yard TD pass from QB Tua Tagovailoa in the 4th quarter.

- It was his 1st career score.

**VS. BUFFALO (9/25):** 1 reception for 11 yards and 1 TD.

- Caught an 11-yard TD pass from QB Tua Tagovailoa in the 2nd quarter.

**VS. HOUSTON (11/27):** 4 receptions for 55 yards (13.8 avg.).

### POSTSEASON:

**AFC WILD CARD AT BUFFALO (1/15):** 1 kickoff return for 23 yards.

### 2021 (SAN FRANCISCO):

- Played in 6 games.
- Spent 11 games on San Francisco's practice squad.
- 3 special teams tackles (2 solo).

**VS. ATLANTA (12/19):** 1 solo special teams tackle.

**VS. HOUSTON (1/2):** 2 special teams tackles (1 solo).

#### POSTSEASON:

**NFC WILD CARD AT DALLAS (1/16):** Played but did not record any stats.

**NFC DIVISIONAL AT GREEN BAY (1/22):** Played but did not record any stats.

#### 2020 (SAN FRANCISCO):

- Played in 9 games with 1 start.
- Spent 7 games on San Francisco's practice squad.
- 6 receptions for 41 yards (6.8 avg.).
- 1 solo special teams tackle.

**VS. GREEN BAY (11/5):** 2 receptions for 13 yards (6.5 avg.).

**VS. SEATTLE (1/3):** 2 receptions for 17 yards (8.5 avg.).

#### 2019 (DENVER/PHILADELPHIA):

- Played in 1 game with Denver.
- Inactive for 1 game with Denver.
- Spent 1 game on Philadelphia's practice squad.
- Spent the offseason and training camp with Denver.

**VS. CHICAGO (9/15):** Played but did not record any stats.

#### 2018 (DENVER):

- Played in 8 games.
- Spent 7 games on Denver's practice squad.
- 1 reception for 44 yards (44.0 avg.).
- 1 special teams tackle.

**VS. HOUSTON (11/4):** Played but did not record any stats.

- Made his NFL debut.

**VS. CLEVELAND (12/15):** 1 special teams tackle.

**VS. L.A. CHARGERS (12/30):** 1 reception for 44 yards.

#### 2017 (DENVER):

- Spent most of the 2017 season on Denver's practice squad.

### BEFORE THE NFL

#### COLLEGE (WASHINGTON STATE):

- 4-year starter (2013-16).

**CAREER:** Played in 42 games with 37 starts; 218 receptions for 2,701 yards (12.4 avg.) and 20 TDs.

**SENIOR (2016):** Played in 10 games with 9 starts; 53 receptions for 701 yards (13.2 avg.) and 5 TDs.

- Honorable mention All-Pac 12.

**JUNIOR (2015):** Started 10 games; 53 receptions for 615 yards (11.6 avg.) and 4 TDs.

**SOPHOMORE (2014):** Played in 9 games with 8 starts; 66 receptions for 771 yards (11.7 avg.) and 8 TDs.

**TRUE FRESHMAN (2013):** Played in all 13 games with 10 starts; 46 receptions for 614 yards (13.3 avg.) and 3 TDs.

- Honorable mention All-Pac 12.

#### HIGH SCHOOL (SANTA MARGARITA CATHOLIC HS - RANCHO SANTA MARGARITA, CALIF.)

- Also played baseball and ran track.

**SENIOR (2013):** 56 receptions for 935 yards (16.7 avg.) and 9 TDs.

- All-county.
- Trinity League Offensive Player of the Year.

**JUNIOR (2012):** 43 receptions for 639 yards (14.9 avg.) and 5 TDs.

- CIF D1 State Champion.
- All-CIF.

**SOPHOMORE (2011):** 35 receptions for 469 yards (13.4 avg.); 41 tackles and 3 interceptions.

- All-state.

### OFF THE FIELD

#### PERSONAL:

- **PRONUNCIATION:** Last name is pronounced CRAY-craft.

- **MAJOR:** Sport management

- Originally born Tanner Cracraft, he has gone by "River" since he was six months old. The name "River" is inspired by actor River Phoenix.

#### RIVER CRACRAFT'S NFL REGULAR SEASON STATS

| INTELLIGENCE - 2017-2023 PRACTICE SQUAD STATS |               |    |    |                |     |      |    |    |     |         |     |    |    |   |  |  |  |
|---|---------------|----|----|----------------|-----|------|----|----|-----|---------|-----|----|----|---|--|--|--|
| YEAR  | TEAM          |    |    | RECEIVING      |     |      |    |    |     | RUSHING |     |    |    |   |  |  |  |
|   |               | GP | GS | REC            | YDS | AVG  | LG | TD | ATT | YDS     | AVG | LG | TD |   |  |  |  |
| 2017  | DENVER        |    |    | PRACTICE SQUAD |     |      |    |    |     |         |     |    |    |   |  |  |  |
| 2018  | DENVER        | 8  | 0  | 1              | 44  | 44.0 | 44 | 0  | 0   | 0       | 0.0 | -  | 0  | 0 |  |  |  |
| 2019  | DENVER        | 1  | 0  | 0              | 0   | 0.0  | 0  | 0  | 0   | 0       | 0.0 | -  | 0  | 0 |  |  |  |
| 2020  | SAN FRANCISCO | 9  | 1  | 6              | 41  | 6.8  | 12 | 0  | 0   | 0       | 0.0 | -  | 0  | 0 |  |  |  |
| 2021  | SAN FRANCISCO | 6  | 0  | 0              | 0   | 0.0  | 0  | 0  | 0   | 0       | 0.0 | -  | 0  | 0 |  |  |  |
| 2022  | MIAMI         | 11 | 0  | 9              | 102 | 11.3 | 22 | 2  | 0   | 0       | 0.0 | -  | 0  | 0 |  |  |  |
| 2023  | MIAMI         | 10 | 1  | 9              | 121 | 13.4 | 24 | 1  | 0   | 0       | 0.0 | -  | 0  | 0 |  |  |  |
| NFL TOTALS                                    |               | 45 | 2  | 25             | 308 | 12.3 | 44 | 3  | 0   | 0       | 0.0 | -  | 0  | 0 |  |  |  |

#### RIVER CRACRAFT'S NFL REGULAR SEASON RETURNING STATS

| YEAR       | TEAM          | KICKOFF RETURN |     |      |    |    | PUNT RETURN |    |     |     |    | LG | TD |
|------------|---------------|----------------|-----|------|----|----|-------------|----|-----|-----|----|----|----|
|            |               | KR             | YDS | AVG  | LG | TD | PR          | FC | YDS | AVG |    |    |    |
| 2017       | DENVER        | 0              | 0   | 0.0  | -  | 0  | 0           | 0  | 0   | 0.0 |    | -  | 0  |
| 2018       | DENVER        | 3              | 43  | 14.3 | 23 | 0  | 12          | 11 | 40  | 3.3 | 20 | 0  | 0  |
| 2019       | DENVER        | 0              | 0   | 0.0  | -  | 0  | 0           | 0  | 0   | 0.0 |    | -  | 0  |
| 2020       | SAN FRANCISCO | 0              | 0   | 0.0  | -  | 0  | 5           | 2  | 40  | 8.0 | 21 | 0  | 0  |
| 2021       | SAN FRANCISCO | 0              | 0   | 0.0  | -  | 0  | 0           | 0  | 0   | 0.0 |    | -  | 0  |
| 2022       | MIAMI         | 0              | 0   | 0.0  | -  | 0  | 0           | 0  | 0   | 0.0 |    | -  | 0  |
| 2023       | MIAMI         | 0              | 0   | 0.0  | -  | 0  | 0           | 0  | 0   | 0.0 |    | -  | 0  |
| NFL TOTALS |               | 3              | 43  | 14.3 | 23 | 0  | 17          | 13 | 80  | 4.7 | 21 | 0  | 0  |

| River Cracraft's NFL Playoff Stats |               |    |    |           |     |      |    |    |         |     |     |    |    |
|------------------------------------|---------------|----|----|-----------|-----|------|----|----|---------|-----|-----|----|----|
| Year                               | Team          | GP | GS | Receiving |     |      |    |    | Rushing |     |     |    |    |
|                                    |               |    |    | Rec       | Yds | Avg  | LG | TD | Att     | Yds | Avg | LG | TD |
| 2021                               | San Francisco | 2  | 0  | 0         | 0   | 0.0  | -  | 0  | 0       | 0   | 0.0 | -  | 0  |
| 2022                               | Miami         | 1  | 0  | 0         | 0   | 0.0  | -  | 0  | 0       | 0   | 0.0 | -  | 0  |
| 2023                               | Miami         | 1  | 0  | 2         | 33  | 16.5 | 19 | 0  | 0       | 0   | 0.0 | -  | 0  |
| Playoff Totals                     |               | 4  | 0  | 2         | 33  | 16.5 | 19 | 0  | 0       | 0   | 0.0 | -  | 0  |

| RIVER CRACRAFT'S NFL PLAYOFF RETURNING STATS |               |                |     |      |    |    |             |    |     |     |    |    |
|--|---------------|----------------|-----|------|----|----|-------------|----|-----|-----|----|----|
| YEAR   | TEAM          | KICKOFF RETURN |     |      |    |    | PUNT RETURN |    |     |     |    |    |
|  |               | KR             | YDS | AVG  | LG | TD | PR          | FC | YDS | AVG | LG | TD |
| 2021   | SAN FRANCISCO | 0              | 0   | 0.0  | -  | 0  | 0           | 0  | 0   | 0.0 | -  | 0  |
| 2022   | MIAMI         | 1              | 23  | 23.0 | 23 | 0  | 0           | 0  | 0   | 0.0 | -  | 0  |
| 2023   | MIAMI         | 0              | 0   | 0.0  | -  | 0  | 0           | 0  | 0   | 0.0 | -  | 0  |
| PLAYOFF TOTALS                               |               | 1              | 23  | 23.0 | 23 | 0  | 0           | 0  | 0   | 0.0 | -  | 0  |

### ADDITIONAL STATS

**Special Teams Tackles:** (Denver) 1 in 2018, (San Francisco)

1 in 2020, 3 in 2021 for total of 5.

**Miscellaneous Tackles:** (Miami) 3 in 2022.

### SINGLE-GAME CAREER HIGHS

**Receptions:** 4 vs. Houston, 11/27/22  
**Receiving Yards:** 55 vs. Houston, 11/27/22  
**Longest Reception:** 44 vs. L.A. Chargers, 12/30/18  
**Receiving TDs:** 1 3 times, last: at L.A. Chargers, 9/10/23

### 2018 GAME-BY-GAME STATS (DENVER)

| DATE        | OPPONENT         | P/S | REC            | YDS | AVG  | LG | TD |
|-------------|------------------|-----|----------------|-----|------|----|----|
| 09/09       | SEATTLE          |     | PRACTICE SQUAD |     |      |    |    |
| 09/16       | OAKLAND          |     | NOT ON ROSTER  |     |      |    |    |
| 09/23       | at Baltimore     |     | PRACTICE SQUAD |     |      |    |    |
| 10/01       | KANSAS CITY      |     | PRACTICE SQUAD |     |      |    |    |
| 10/07       | at N.Y. Jets     |     | PRACTICE SQUAD |     |      |    |    |
| 10/14       | L.A. RAMS        |     | PRACTICE SQUAD |     |      |    |    |
| 10/18       | at Arizona       |     | PRACTICE SQUAD |     |      |    |    |
| 10/28       | at Kansas City   |     | PRACTICE SQUAD |     |      |    |    |
| 11/04       | HOUSTON          | 1/0 | 0              | 0   | 0.0  | -  | 0  |
| 11/18       | at L.A. Chargers | 1/0 | 0              | 0   | 0.0  | -  | 0  |
| 11/25       | PITTSBURGH       | 1/0 | 0              | 0   | 0.0  | -  | 0  |
| 12/02       | at Cincinnati    | 1/0 | 0              | 0   | 0.0  | -  | 0  |
| 12/09       | at San Francisco | 1/0 | 0              | 0   | 0.0  | -  | 0  |
| 12/15       | CLEVELAND        | 1/0 | 0              | 0   | 0.0  | -  | 0  |
| 12/24       | at Oakland       | 1/0 | 0              | 0   | 0.0  | -  | 0  |
| 12/30       | L.A. CHARGERS    | 1/0 | 1              | 44  | 44.0 | 44 | 0  |
| 2018 TOTALS |                  | 8/0 | 1              | 44  | 44.0 | 44 | 0  |

### 2019 GAME-BY-GAME STATS (DENVER)

| DATE        | OPPONENT         | P/S | REC           | YDS | AVG | LG | TD |
|-------------|------------------|-----|---------------|-----|-----|----|----|
| 09/09       | at Oakland       |     | NOT ON ROSTER |     |     |    |    |
| 09/15       | CHICAGO          | 1/0 | 0             | 0   | 0.0 | -  | 0  |
| 09/22       | at Green Bay     |     | INACTIVE      |     |     |    |    |
| 09/29       | JACKSONVILLE     |     | NOT ON ROSTER |     |     |    |    |
| 10/06       | at L.A. Chargers |     | NOT ON ROSTER |     |     |    |    |
| 10/13       | TENNESSEE        |     | NOT ON ROSTER |     |     |    |    |
| 10/17       | KANSAS CITY      |     | NOT ON ROSTER |     |     |    |    |
| 10/27       | at Indianapolis  |     | NOT ON ROSTER |     |     |    |    |
| 11/03       | CLEVELAND        |     | NOT ON ROSTER |     |     |    |    |
| 11/17       | at Minnesota     |     | NOT ON ROSTER |     |     |    |    |
| 11/24       | at Buffalo       |     | NOT ON ROSTER |     |     |    |    |
| 12/01       | L.A. CHARGERS    |     | NOT ON ROSTER |     |     |    |    |
| 12/08       | at Houston       |     | NOT ON ROSTER |     |     |    |    |
| 12/15       | at Kansas City   |     | NOT ON ROSTER |     |     |    |    |
| 12/22       | DETROIT          |     | NOT ON ROSTER |     |     |    |    |
| 12/29       | OAKLAND          |     | NOT ON ROSTER |     |     |    |    |
| 2019 TOTALS |                  | 1/0 | 0             | 0   | 0.0 | -  | 0  |

### 2020 GAME-BY-GAME STATS (SAN FRANCISCO)

| DATE        | OPPONENT       | P/S | REC            | YDS | AVG | LG | TD |
|-------------|----------------|-----|----------------|-----|-----|----|----|
| 09/13       | ARIZONA        |     | PRACTICE SQUAD |     |     |    |    |
| 09/20       | at N.Y. Jets   |     | PRACTICE SQUAD |     |     |    |    |
| 09/27       | at N.Y. Giants |     | PRACTICE SQUAD |     |     |    |    |
| 10/04       | PHILADELPHIA   |     | PRACTICE SQUAD |     |     |    |    |
| 10/11       | MIAMI          |     | PRACTICE SQUAD |     |     |    |    |
| 10/18       | L.A. RAMS      |     | PRACTICE SQUAD |     |     |    |    |
| 10/25       | at New England |     | PRACTICE SQUAD |     |     |    |    |
| 11/01       | at Seattle     | 1/0 | 0              | 0   | 0.0 | -  | 0  |
| 11/05       | GREEN BAY      | 1/1 | 2              | 13  | 6.5 | 8  | 0  |
| 11/15       | at New Orleans | 1/0 | 0              | 0   | 0.0 | -  | 0  |
| 11/29       | at L.A. Rams   | 1/0 | 0              | 0   | 0.0 | -  | 0  |
| 12/07       | BUFFALO        | 1/0 | 0              | 0   | 0.0 | -  | 0  |
| 12/13       | WASHINGTON     | 1/0 | 0              | 0   | 0.0 | -  | 0  |
| 12/20       | at Dallas      | 1/0 | 2              | 11  | 5.5 | 8  | 0  |
| 12/26       | at Arizona     | 1/0 | 0              | 0   | 0.0 | -  | 0  |
| 01/03       | SEATTLE        | 1/0 | 2              | 17  | 8.5 | 12 | 0  |
| 2020 TOTALS |                | 9/1 | 6              | 41  | 6.8 | 12 | 0  |

### 2021 GAME-BY-GAME STATS (SAN FRANCISCO)

| DATE        | OPPONENT        | P/S | REC            | YDS | AVG | LG | TD |
|-------------|-----------------|-----|----------------|-----|-----|----|----|
| 09/12       | at Detroit      |     | PRACTICE SQUAD |     |     |    |    |
| 09/19       | at Philadelphia |     | PRACTICE SQUAD |     |     |    |    |
| 09/26       | GREEN BAY       |     | PRACTICE SQUAD |     |     |    |    |
| 10/03       | SEATTLE         |     | PRACTICE SQUAD |     |     |    |    |
| 10/10       | at Arizona      |     | PRACTICE SQUAD |     |     |    |    |
| 10/24       | INDIANAPOLIS    |     | PRACTICE SQUAD |     |     |    |    |
| 10/31       | at Chicago      |     | PRACTICE SQUAD |     |     |    |    |
| 11/07       | ARIZONA         |     | PRACTICE SQUAD |     |     |    |    |
| 11/15       | L.A. RAMS       |     | PRACTICE SQUAD |     |     |    |    |
| 11/21       | at Jacksonville |     | PRACTICE SQUAD |     |     |    |    |
| 11/28       | MINNESOTA       |     | PRACTICE SQUAD |     |     |    |    |
| 12/05       | at Seattle      | 1/0 | 0              | 0   | 0.0 | -  | 0  |
| 12/12       | at Cincinnati   | 1/0 | 0              | 0   | 0.0 | -  | 0  |
| 12/19       | ATLANTA         | 1/0 | 0              | 0   | 0.0 | -  | 0  |
| 12/23       | at Tennessee    | 1/0 | 0              | 0   | 0.0 | -  | 0  |
| 01/02       | HOUSTON         | 1/0 | 0              | 0   | 0.0 | -  | 0  |
| 01/09       | at L.A. Rams    | 1/0 | 0              | 0   | 0.0 | -  | 0  |
| 2021 TOTALS |                 | 6/0 | 0              | 0   | 0.0 | -  | 0  |

| DATE           | OPPONENT        | P/S | REC           | YDS | AVG | LG | TD |
|----------------|-----------------|-----|---------------|-----|-----|----|----|
| 01/16          | at Dallas*      | 1/0 | 0             | 0   | 0.0 | -  | 0  |
| 01/22          | at Green Bay**  | 1/0 | 0             | 0   | 0.0 | -  | 0  |
| 01/30          | at L.A. Rams*** |     | NOT ON ROSTER |     |     |    |    |
| PLAYOFF TOTALS |                 | 2/0 | 0             | 0   | 0.0 | -  | 0  |

\* NFC Wild Card game

\*\* NFC Divisional game

\*\*\* NFC Championship



## 2022 GAME-BY-GAME STATS (MIAMI)

| DATE               | OPPONENT         | P/S         | REC      | YDS        | AVG         | LG        | TD       |
|--------------------|------------------|-------------|----------|------------|-------------|-----------|----------|
| 09/11              | NEW ENGLAND      | 1/0         | 0        | 0          | 0.0         | -         | 0        |
| 09/18              | at Baltimore     | 1/0         | 1        | 2          | 2.0         | 2t        | 1        |
| 09/25              | BUFFALO          | 1/0         | 1        | 11         | 11.0        | 11t       | 1        |
| 09/29              | at Cincinnati    | 1/0         | 0        | 0          | 0.0         | -         | 0        |
| 10/09              | at N.Y. Jets     | 1/0         | 0        | 0          | 0.0         | -         | 0        |
| 10/16              | MINNESOTA        | 1/0         | 0        | 0          | 0.0         | -         | 0        |
| 10/23              | PITTSBURGH       | 1/0         | 0        | 0          | 0.0         | -         | 0        |
| 10/30              | at Detroit       |             | INACTIVE |            |             |           |          |
| 11/06              | at Chicago       |             | INACTIVE |            |             |           |          |
| 11/13              | CLEVELAND        |             | INACTIVE |            |             |           |          |
| 11/27              | HOUSTON          | 1/0         | 4        | 55         | 13.8        | 22        | 0        |
| 12/04              | at San Francisco | 1/0         | 2        | 29         | 14.5        | 18        | 0        |
| 12/11              | at L.A. Chargers |             | INACTIVE |            |             |           |          |
| 12/17              | at Buffalo       |             | INACTIVE |            |             |           |          |
| 12/25              | GREEN BAY        |             | INACTIVE |            |             |           |          |
| 01/01              | at New England   | 1/0         | 0        | 0          | 0.0         | -         | 0        |
| 01/08              | N.Y. JETS        | 1/0         | 1        | 5          | 5.0         | 5         | 0        |
| <b>2022 TOTALS</b> |                  | <b>11/0</b> | <b>9</b> | <b>102</b> | <b>11.3</b> | <b>22</b> | <b>2</b> |

| DATE  | OPPONENT    | P/S | REC | YDS | AVG | LG | TD |
|-------|-------------|-----|-----|-----|-----|----|----|
| 01/15 | at Buffalo* | 1/0 | 0   | 0   | 0.0 | -  | 0  |

\* AFC Wild Card game

## 2023 GAME-BY-GAME STATS (MIAMI)

| DATE               | OPPONENT         | P/S         | REC             | YDS        | AVG         | LG        | TD       |
|--------------------|------------------|-------------|-----------------|------------|-------------|-----------|----------|
| 09/10              | at L.A. Chargers | 1/0         | 3               | 40         | 13.3        | 24        | 1        |
| 09/17              | at New England   | 1/0         | 2               | 34         | 17.0        | 22        | 0        |
| 09/24              | DENVER           | 1/1         | 1               | 13         | 13.0        | 13        | 0        |
| 10/01              | at Buffalo       |             | INJURED RESERVE |            |             |           |          |
| 10/08              | N.Y. GIANTS      |             | INJURED RESERVE |            |             |           |          |
| 10/15              | CAROLINA         |             | INJURED RESERVE |            |             |           |          |
| 10/22              | at Philadelphia  |             | INJURED RESERVE |            |             |           |          |
| 10/29              | NEW ENGLAND      |             | INJURED RESERVE |            |             |           |          |
| 11/05              | at Kansas City   |             | INJURED RESERVE |            |             |           |          |
| 11/19              | LAS VEGAS        | 1/0         | 0               | 0          | 0.0         | -         | 0        |
| 11/24              | at N.Y. Jets     | 1/0         | 0               | 0          | 0.0         | -         | 0        |
| 12/03              | at Washington    | 1/0         | 2               | 16         | 8.0         | 13        | 0        |
| 12/11              | TENNESSEE        | 1/0         | 0               | 0          | 0.0         | -         | 0        |
| 12/17              | N.Y. JETS        | 1/0         | 0               | 0          | 0.0         | -         | 0        |
| 12/24              | DALLAS           |             | INACTIVE        |            |             |           |          |
| 12/31              | at Baltimore     | 1/0         | 0               | 0          | 0.0         | -         | 0        |
| 01/07              | BUFFALO          | 1/0         | 1               | 18         | 18.0        | 18        | 0        |
| <b>2023 TOTALS</b> |                  | <b>10/1</b> | <b>9</b>        | <b>121</b> | <b>13.4</b> | <b>24</b> | <b>1</b> |

| DATE  | OPPONENT        | P/S | REC | YDS | AVG  | LG | TD |
|-------|-----------------|-----|-----|-----|------|----|----|
| 01/13 | at Kansas City* | 1/0 | 2   | 33  | 16.5 | 19 | 0  |

\* AFC Wild Card game



## NFL CAREER

### TRANSACTIONS:

- Signed by Miami as an unrestricted free agent from the N.Y. Giants on March 17, 2022.
- Traded from Houston to the N.Y. Giants on Aug. 16, 2021.
- Traded from New England to Houston on Aug. 31, 2019.
- 7th-round pick (243rd overall) by New England in the 2018 NFL Draft.

### CAREER HIGHLIGHTS:

- Played in 75 career games with 6 starts.
- 76 tackles (55 solo), 1.0 sack, 10 passes defended, 1 forced fumble and 1 fumble recovery.
- 42 special teams tackles (30 solo).
- Appeared in 6 postseason games – 3 with New England, 2 with Houston and 1 with Miami.
- Won Super Bowl LIII with New England.

### 2023 (MIAMI):

- Missed the entire season after being placed on injured reserve on Aug. 29.

### 2022 (MIAMI):

- Played in 16 games with 2 starts.
- Inactive for 1 game.
- 25 tackles (16 solo) and 4 passes defended.
- 7 special teams tackles (4 solo).

**AT CHICAGO (11/6):** 1 solo tackle and 1 pass defended; 1 special teams tackle.

**AT SAN FRANCISCO (12/4):** 3 tackles (2 solo) and 1 pass defended.

**AT BUFFALO (12/17):** 6 tackles (5 solo).

#### POSTSEASON:

**AFC WILD CARD AT BUFFALO (1/15):** 3 solo tackles.

### 2021 (N.Y. GIANTS):

- Played in 16 games.
- Missed one game on the Reserve/COVID-19 list.
- 2 tackles (1 solo), 1.0 sack, 1 forced fumble and 1 fumble recovery.
- 11 special teams tackles (7 solo).

**AT KANSAS CITY (11/1):** 1 solo tackle, 1.0 sack and 1 fumble recovery.

- Recovered a muffed punt in the 2nd quarter.
- Sacked QB Patrick Mahomes for a loss of 8 yards on 3rd-and-8 in the 4th quarter.

**VS. LAS VEGAS (11/7):** 1 forced fumble and 2 tackles on special teams (1 solo).

- Forced a fumble on special teams from WR Hunter Renfrow.

**VS. WASHINGTON (1/9):** 2 special teams tackles (1 solo).

### 2020 (HOUSTON):

- Played in all 16 games with 4 starts.
- 34 tackles (25 solo) and 5 passes defended.
- 12 special teams tackles (8 solo).

**AT CHICAGO (12/13):** 9 tackles (8 solo) and 1 pass defended.

**AT INDIANAPOLIS (12/20):** 6 tackles (2 solo).

**VS. CINCINNATI (12/27):** 8 solo tackles and 4 passes defended.

### 2019 (HOUSTON):

- Played in all 16 games.
- 8 tackles (6 solo) and 1 pass defended.
- 5 special teams tackles (4 solo).

**AT KANSAS CITY (10/13):** 2 tackles (1 solo).

**VS. OAKLAND (10/27):** 3 solo tackles and 1 pass defended.

**VS. TENNESSEE (12/29):** 1 solo tackle and 1 solo special teams tackle.

#### POSTSEASON:

**AFC WILDCARD VS. BUFFALO (1/4):** Played but did not record any stats.

**AFC DIVISIONAL AT KANSAS CITY (1/12):** 1 fumble recovery and 2 solo special teams tackles.

- Recovered a fumble on special teams from WR Tyreek Hill.

### 2018 (NEW ENGLAND):

- Played in 11 games.
- Inactive for 5 games.
- 7 solo tackles.
- 7 solo special teams tackles.

**AT DETROIT (9/23):** 1 solo tackle.

- Made his NFL debut.

**VS. BUFFALO (12/23):** 2 solo tackles and 3 solo special teams tackles.

**VS. N.Y. JETS (12/30):** 3 solo tackles and 1 solo special teams tackle.

POSTSEASON:

**AFC DIVISIONAL VS. L.A. CHARGERS (1/13):** 1 solo special teams tackle.  
**AFC CHAMPIONSHIP AT KANSAS CITY (1/20):** 1 solo tackle and 1 solo special teams tackle.  
**SUPER BOWL LIII VS. L.A. RAMS (2/3):** Played but did not record any stats.

BEFORE THE NFL

COLLEGE (WESTERN CAROLINA):

- 4-year letterman and 2-year starter (2014-17).
- Also lettered in track & field.

**CAREER:** Played in all 46 games with 21 starts; 165 tackles (106 solo), 1.0 sack, 3 interceptions, 22 passes defended, 1 forced fumble and 2 fumble recoveries.

**SENIOR (2017):** Played in all 12 games with 11 starts; 67 tackles (39 solo), 1.0 sack, 7 passes defended, 1 forced fumble and 1 fumble recovery.

**JUNIOR (2016):** Played in all 11 games with 10 starts; 61 tackles (43 solo), 1 interception, 8 passes defended and 1 fumble recovery.

**SOPHOMORE (2015):** Played in all 11 games; 20 tackles (13 solo), 2 interceptions and 3 passes defended.

**TRUE FRESHMAN (2014):** Played in all 12 games; 17 tackles (11 solo) and 4 passes defended.

HIGH SCHOOL (NORTHAMPTON COUNTY HS – GARYSBURG, N.C.)

- Also played quarterback.
  - Also lettered in track & field.
- SENIOR (2013):** 1,725 yards rushing and 20 TDs; 7 interceptions.
- All-state as a defensive back.

OFF THE FIELD

PERSONAL:

- **PRONUNCIATION:** First name is pronounced KEY-on .
- **GRADUATE DEGREE:** Theology.
- **MAJOR:** Marketing with a minor in sport management.

| KEION CROSSEN'S NFL REGULAR SEASON STATS |             |    |    |                 |      |      |     |     |               |     |    |    |    |         |    |
|--|-------------|----|----|-----------------|------|------|-----|-----|---------------|-----|----|----|----|---------|----|
| YEAR                                     | TEAM        | GP | GS | TACKLES         |      |      |     |     | INTERCEPTIONS |     |    |    |    | FUMBLES |    |
|  |             |    |    | TOT             | SOLO | ASST | SK  | YDS | INT           | YDS | LG | TD | PD | FF      | FR |
| 2018                                     | NEW ENGLAND | 11 | 0  | 7               | 7    | 0    | 0.0 | 0.0 | 0             | 0   | 0  | 0  | 0  | 0       | 0  |
| 2019                                     | HOUSTON     | 16 | 0  | 8               | 6    | 2    | 0.0 | 0.0 | 0             | 0   | 0  | 0  | 1  | 0       | 0  |
| 2020                                     | HOUSTON     | 16 | 4  | 34              | 25   | 9    | 0.0 | 0.0 | 0             | 0   | 0  | 0  | 5  | 0       | 0  |
| 2021                                     | N.Y. GIANTS | 16 | 0  | 2               | 1    | 1    | 1.0 | 8.0 | 0             | 0   | 0  | 0  | 0  | 1       | 1  |
| 2022                                     | MIAMI       | 16 | 2  | 25              | 16   | 9    | 0.0 | 0.0 | 0             | 0   | 0  | 0  | 4  | 0       | 0  |
| 2023                                     | MIAMI       |    |    | INJURED RESERVE |      |      |     |     |               |     |    |    |    |         |    |
| NFL TOTALS                               |             | 75 | 6  | 76              | 55   | 21   | 1.0 | 8.0 | 0             | 0   | 0  | 0  | 10 | 1       | 1  |

| KEION CROSSEN'S NFL PLAYOFF STATS |             |    |    |         |      |      |     |     |               |     |    |    |    |         |    |
|-----------------------------------|-------------|----|----|---------|------|------|-----|-----|---------------|-----|----|----|----|---------|----|
| YEAR                              | TEAM        | GP | GS | TACKLES |      |      |     |     | INTERCEPTIONS |     |    |    |    | FUMBLES |    |
|                                   |             |    |    | TOT     | SOLO | ASST | SK  | YDS | INT           | YDS | LG | TD | PD | FF      | FR |
| 2018                              | NEW ENGLAND | 3  | 0  | 1       | 1    | 0    | 0.0 | 0.0 | 0             | 0   | 0  | 0  | 0  | 0       | 0  |
| 2019                              | HOUSTON     | 2  | 0  | 0       | 0    | 0    | 0.0 | 0.0 | 0             | 0   | 0  | 0  | 0  | 0       | 1  |
| 2022                              | MIAMI       | 1  | 0  | 3       | 3    | 0    | 0.0 | 0.0 | 0             | 0   | 0  | 0  | 0  | 0       | 0  |
| PLAYOFF TOTALS                    |             | 6  | 0  | 4       | 4    | 0    | 0.0 | 0.0 | 0             | 0   | 0  | 0  | 0  | 0       | 1  |

ADDITIONAL STATS

Special Teams Tackles: (New England) 7 in 2018, (Houston) 5 in 2019, 12 in 2020, (N.Y. Giants) 11 in 2021, (Miami) 7 in 2022 for total of 42 (P-4).

SINGLE-GAME CAREER HIGHS

Tackles: 9 at Chicago, 12/13/20

Sacks: 1.0 at Kansas City, 11/1/21

Passes Defended: 4 vs. Cincinnati, 12/27/20

Forced Fumbles: 1 vs. Las Vegas, 11/7/21

Fumble Recoveries: 1 Twice, last: at Kansas City, 11/1/21



## NFL CAREER

### TRANSACTIONS:

- 2nd-round pick (56th overall) by Miami in the 2020 NFL Draft.

### CAREER HONORS:

- 2020 PFWA All-Rookie Team.

### CAREER HIGHLIGHTS:

- Played in 63 career games with 48 starts.
- 129 tackles (60 solo) and 2.5 sacks.
- Played in 2 postseason games with 1 start.
- His 40 tackles in 2020 were 2nd among rookie defensive linemen.

#### MOST TACKLES AMONG 2020 ROOKIE DEFENSIVE LINEMEN

|    | PLAYER               | TM          | TOT       | SOLO      | ASST      |
|----|----------------------|-------------|-----------|-----------|-----------|
| 1. | Chase Young          | Was.        | 44        | 32        | 12        |
| 2. | <b>RAEKWON DAVIS</b> | <b>Mia.</b> | <b>40</b> | <b>19</b> | <b>21</b> |
| 3. | John Penisini        | Det.        | 35        | 19        | 16        |
| 4. | Derrick Brown        | Car.        | 34        | 21        | 13        |
| 5. | Javon Kinlaw         | SF          | 33        | 15        | 18        |

### 2023 (MIAMI):

- Played in all 17 games with 7 starts.
- 28 tackles (16 solo) and 1.0 sack.

**AT NEW ENGLAND (9/17):** 5 tackles (3 solo).

**VS. N.Y. GIANTS (10/8):** 3 tackles (2 solo).

**AT N.Y. JETS (11/24):** 2 solo tackles and 1.0 sack.

- Sacked QB Tim Boyle for a loss of 5 yards in the 4th quarter.

### POSTSEASON:

**AFC WILD CARD AT KANSAS CITY (1/13):** 2 tackles (1 solo).

### 2022 (MIAMI):

- Played in 16 games with 15 starts.
- Inactive for 1 game.
- 33 tackles (13 solo) and 1.0 sack.

**VS. NEW ENGLAND (9/11):** 5 assisted tackles.

**VS. MINNESOTA (10/16):** 2 tackles (1 solo) and 1.0 sack.

- Sacked QB Kirk Cousins on 3rd-and-10 in the 3rd quarter to record his 1st career sack.

**VS. GREEN BAY (12/25):** 3 tackles (2 solo).

- Foiled a fake punt attempt deep inside Packers territory in the 2nd quarter.

### POSTSEASON:

**AFC WILD CARD AT BUFFALO (1/15):** 1 tackle.

### 2021 (MIAMI):

- Started 14 games.
- 28 tackles (12 solo) and 0.5 sacks.
- Missed 3 games after being placed on injured reserve on Sept. 14.

**AT JACKSONVILLE IN LONDON (10/17):** 3 solo tackles.

**VS. CAROLINA (11/28):** 3 tackles (1 solo).

**AT NEW ORLEANS (12/27):** 3 assisted tackles and 0.5 sack.

- Split a sack of QB Ian Book with DE Emmanuel Ogbah for a loss of 0.5 yard in the 3rd quarter.

### 2020 (MIAMI):

- Played in all 16 games with 12 starts.
- 40 tackles (19 solo).

**AT NEW ENGLAND (9/13):** 1 solo tackle.

- Started in his NFL debut.

**VS. L.A. CHARGERS (11/15):** 7 tackles (5 solo).

**VS. KANSAS CITY (12/13):** 5 tackles (3 solo).

### HONORS:

- PFWA All-Rookie Team.

## BEFORE THE NFL

### COLLEGE (ALABAMA):

- 4-year letterman (2016-19) and 3-year starter.

**CAREER:** Played in 48 games with 32 starts; 175 tackles (67 solo), 11.5 sacks, 1 interception, 1 pass defended, 1 forced fumble and 1 fumble recovery.

**SENIOR (2019):** Started 12 games; 47 tackles (18 solo) and 0.5 sacks.

- 2nd-team All-America.
- 2nd-team All-SEC.

**JUNIOR (2018):** Played in all 15 games with 14 starts; 55 tackles (24 solo) and 1.5 sacks.

- 2nd-team All-SEC.

**SOPHOMORE (2017):** Played in 14 games with 6 starts; 69 tackles (24 solo), 8.5 sacks, 1 interception, 1 pass defended and 1 fumble recovery.

- 1st-team All-SEC.

- Helped his team win the College Football Playoff National Championship.

**TRUE FRESHMAN (2016):** Played in 7 games; 4 tackles (1 solo), 1 sack and 1 forced fumble.

HIGH SCHOOL (MERIDIAN HS – MERIDIAN, MISS.)

SENIOR (2015): 55 tackles and 8.5 sacks.

- All-America.

OFF THE FIELD

COMMUNITY:

2020:

- Held the 4th annual Rae's Elves event at the Meridian Housing Authority, providing wish lists and essentials for families in Meridian public housing.

2022:

- Held the 3rd annual Rae's Elves holiday event in Meridian to provide gifts and essentials for Hope Village for Children, an organization dedicated to the aid of neglected and abused children.

2021:

- Partnered with Voices for Children Foundation – an organization dedicated to transforming the lives of children in foster care and supporting abused, abandoned or neglected children – volunteering at their holiday Adopt-a-Family shopping event and hosting a group for the Dec. 19 home game vs. the N.Y. Jets at Hard Rock Stadium.

- Volunteered at the Miami Dolphins holiday event to spend time with and provide dinner and children's gifts for South Florida families.
- Held his 2nd annual Rae's Elves event at the Boys & Girls Club of East Mississippi to provide holiday toys and gifts for local children.
- Rode in the 15-mile Dolphins Challenge Cancer XI ride.

2020:

- Held his 1st Rae's Elves drive-thru event at the Boys & Girls Club of East Mississippi providing toys for 900 kids as well as household and sanitation items to assist families in his hometown of Meridian during the pandemic.

PERSONAL:

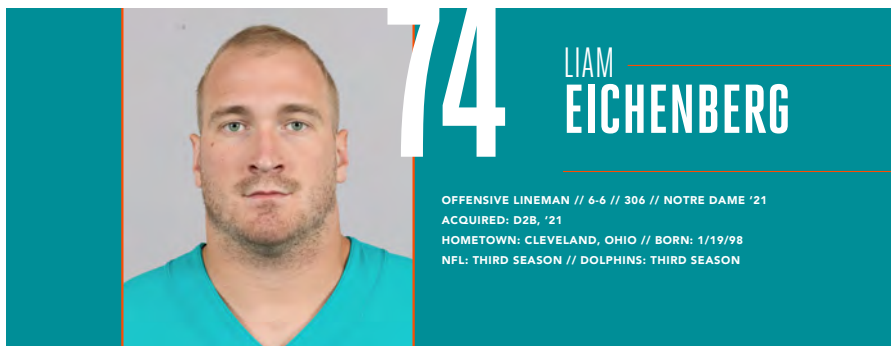
- **PRONUNCIATION:** First name is pronounced RAY-kwon
- **MAJOR:** Exercise science.

| RAEKWON DAVIS' NFL REGULAR SEASON STATS |       |    |    |         |      |      |     |      |               |     |    |    |    |         |    |
|---|-------|----|----|---------|------|------|-----|------|---------------|-----|----|----|----|---------|----|
| YEAR                                    | TEAM  | GP | GS | TACKLES |      |      |     |      | INTERCEPTIONS |     |    |    |    | FUMBLES |    |
|   |       |    |    | TOT     | SOLO | ASST | SK  | YDS  | INT           | YDS | LG | TD | PD | FF      | FR |
| 2020                                    | MIAMI | 16 | 12 | 40      | 19   | 21   | 0.0 | 0.0  | 0             | 0   | -  | 0  | 0  | 0       | 0  |
| 2021                                    | MIAMI | 14 | 14 | 28      | 12   | 16   | 0.5 | 0.5  | 0             | 0   | -  | 0  | 0  | 0       | 0  |
| 2022                                    | MIAMI | 16 | 15 | 33      | 13   | 20   | 1.0 | 7.0  | 0             | 0   | -  | 0  | 0  | 0       | 0  |
| 2023                                    | MIAMI | 17 | 7  | 28      | 16   | 12   | 1.0 | 5.0  | 0             | 0   | -  | 0  | 0  | 0       | 0  |
| NFL TOTALS                              |       | 63 | 48 | 129     | 60   | 69   | 2.5 | 12.5 | 0             | 0   | -  | 0  | 0  | 0       | 0  |

| RAEKWON DAVIS' NFL PLAYOFF STATS |       |    |    |         |      |      |     |     |               |     |    |    |    |         |    |
|----------------------------------|-------|----|----|---------|------|------|-----|-----|---------------|-----|----|----|----|---------|----|
| YEAR                             | TEAM  | GP | GS | TACKLES |      |      |     |     | INTERCEPTIONS |     |    |    |    | FUMBLES |    |
|                                  |       |    |    | TOT     | SOLO | ASST | SK  | YDS | INT           | YDS | LG | TD | PD | FF      | FR |
| 2022                             | MIAMI | 1  | 1  | 1       | 0    | 1    | 0.0 | 0.0 | 0             | 0   | -  | 0  | 0  | 0       | 0  |
| 2023                             | MIAMI | 1  | 0  | 2       | 1    | 1    | 0.0 | 0.0 | 0             | 0   | -  | 0  | 0  | 0       | 0  |
| PLAYOFF TOTALS                   |       | 2  | 1  | 3       | 1    | 2    | 0.0 | 0.0 | 0             | 0   | -  | 0  | 0  | 0       | 0  |

SINGLE-GAME CAREER HIGHS

- Tackles: 7 vs. L.A. Chargers, 11/15/20
- Sacks: 1.0 Twice, last: at N.Y. Jets, 11/24/23



## NFL CAREER

### TRANSACTIONS:

- 2nd-round pick (42nd overall) by Miami in the 2021 NFL Draft.

### CAREER HIGHLIGHTS:

- Played in 43 career games with 38 starts – 14 at left tackle, 11 at left guard, 8 at center, 3 at right guard and 2 at right tackle.
- Started 1 postseason game at center.

### 2023 (MIAMI):

- Played in 16 games with 12 starts – 1 at left guard, 8 at center and 3 at right guard.
- Dressed but did not play in 1 game.
- 1 miscellaneous tackle.

### VS. DENVER (9/24):

- Played center in the 2nd half.
- Helped the offense break team records for points (70), total yards (726) and rushing yards (350), while not surrendering a sack.

### VS. LAS VEGAS (11/19):

- Started at right guard.
- Became just the 2nd active NFL player to start a game at all 5 offensive line positions in his career, joining OL Daniel Brunskill.

### AT WASHINGTON (12/3):

- Started at left guard.
- Helped the Dolphins total 406 yards and 45 points while not surrendering a sack.

### POSTSEASON:

**AFC WILD CARD AT KANSAS CITY (1/13):** Started at center.

### 2022 (MIAMI):

- Started 10 games at left guard.
- Missed 7 games after being placed on injured reserve on Nov. 1 and being activated on Dec. 27.

### AT BALTIMORE (9/18):

- Started at left guard.
- Helped the Dolphins overcome a 21-point fourth-quarter deficit and post 547 total yards in the win.

### AT DETROIT (10/30):

- Started at left guard.
- Helped the Dolphins total 476 yards of offense in the come-from-behind victory.

### POSTSEASON:

**AFC WILD CARD AT BUFFALO (1/15):** Inactive.

### 2021 (MIAMI):

- Played in all 17 games with 16 starts – 14 at left tackle and 2 at right tackle.
- 4 miscellaneous fumble recoveries.

### AT NEW ENGLAND (9/12):

- Started at left tackle.

- Made his NFL debut.

### AT JACKSONVILLE IN LONDON (10/17):

- Started at left tackle.
- Protected QB Tua Tagovailoa as the team did not allow a sack.

### AT N.Y. JETS (11/21):

- Started at left tackle.
- Protected QB Tua Tagovailoa as the team did not allow a sack.

## BEFORE THE NFL

### COLLEGE (NOTRE DAME):

- 4-year letterman (2017-20) and 3-year starter.

### CAREER:

- Played in 43 games with 38 starts.
- Started 38 consecutive games at left tackle to finish his career.

### SENIOR (2020):

- Started all 12 games at left tackle.
- 1st-team All-American.
- 1st-team All-ACC.
- Won the Jacobs Blocking Trophy (ACC's most outstanding blocker).
- Did not allow a sack all season.

### JUNIOR (2019):

- Started all 13 games at left tackle.
- Did not allow a sack all season.

### SOPHOMORE (2018):

- Started all 13 games at left tackle.
- Redshirted in 2016.

### HIGH SCHOOL (SAINT IGNATIUS HS – CLEVELAND, OHIO)

### SENIOR (2015):

- 1st-team All-American.
- 1st-team all-state.
- 1st-team all-division.
- 1st-team all-district.

## OFF THE FIELD

### COMMUNITY:

#### 2021:

- Along with fellow Dolphins rookies, teamed up with Neighbors4Neighbors to provide South Florida families with holiday gifts.

- Volunteered at the Miami Dolphins Food Relief Program Thanksgiving meal distribution with Feeding South Florida to provide 1,000 meal boxes to South Florida families.

**PERSONAL:**

- **PRONUNCIATION:** Last name is pronounced IKE-en-burg.
- **MAJOR:** American studies.

**LIAM EICHENBERG'S NFL REGULAR SEASON STATS**

**GAMES/STARTS:** 2021: 17/16, 2022: 10/10, 2023: 16/12

**NFL TOTALS:** 43/38

**LIAM EICHENBERG'S NFL PLAYOFF STATS**

**GAMES/STARTS:** 2023: 1/1

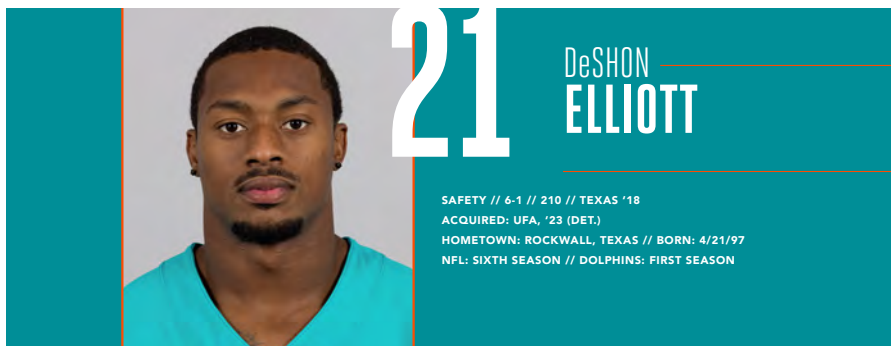
**PLAYOFF TOTALS:** 1/1

**ADDITIONAL STATS**

**Miscellaneous Fumble Recoveries:** 4 in 2021.

**Miscellaneous Tackles:** 1 in 2023.





## NFL CAREER

### TRANSACTIONS:

- Signed by Miami as an unrestricted free agent from Detroit on March 17, 2023.
- Signed by Detroit as an unrestricted free agent from Baltimore on April 14, 2022.
- 6th-round pick (190th overall) by Baltimore in the 2018 NFL Draft.

### CAREER HIGHLIGHTS:

- Played in 57 career games with 50 starts.
- 283 tackles (198 solo), 3.5 sacks, 3 interceptions, 17 passes defended, 3 forced fumbles and 2 fumble recoveries.
- Started 3 postseason games – 2 with Baltimore and 1 with Miami.

### 2023 (MIAMI):

- Started in 15 games.
- Inactive for 2 games.
- 82 tackles (53 solo), 1 interception, 7 passes defended and 1 fumble recovery.

#### AT L.A. CHARGERS (9/10): 13 tackles (8 solo).

- Made his Dolphins debut.

#### AT NEW ENGLAND (9/17): 4 tackles (3 solo), 1 pass defended and 1 fumble recovery.

- Recovered a fumble by WR Demario Douglas that was forced by LB Bradley Chubb at the end of the 1st quarter.

#### VS. DALLAS (12/24): 2 solo tackles.

- Made a TD saving tackle of RB Tony Pollard at the goal line in the 1st quarter. Dallas fumbled on the ensuing play, which was recovered by S Brandon Jones.

#### VS. BUFFALO (1/7): 10 tackles (6 solo), 1 interception and 1 pass defended.

- Intercepted QB Josh Allen in the end zone on 4th-and-2 in the final minute of the 1st quarter.

### POSTSEASON:

#### AFC WILD CARD AT KANSAS CITY (1/13): 9 tackles (3 solo).

### 2022 (DETROIT):

- Played in 14 games with 13 starts.
- Inactive for 3 games.
- 95 tackles (72 solo), 1 interceptions, 3 passes defended, 1 forced fumble and 1 fumble recovery.
- 1 solo special teams tackle.

#### AT MINNESOTA (9/25): 5 tackles (3 solo) and 1 fumble recovery.

- Recovered a fumble by RB Dalvin Cook near the end of the 3rd quarter.

#### AT NEW ENGLAND (10/9): 12 tackles (10 solo), 1 interception and 1 pass defended.

- Intercepted a pass from QB Bailey Zappe in the 2nd quarter.

#### VS. JACKSONVILLE (12/4): 6 tackles (3 solo) and 1 forced fumble.

- Forced a fumble of RB Travis Etienne on the 2nd play from scrimmage, which was recovered by LB Alex Anzalone and led to a Lions TD.

### 2021 (BALTIMORE):

- Started 6 games.
- Inactive for 2 games.
- Missed the rest of the season after being placed on injured reserve on Nov. 8.
- 23 tackles (19 solo), 1.0 sack, 1 interception and 2 passes defended.

#### AT LAS VEGAS (9/13): 7 tackles (4 solo).

#### VS. L.A. CHARGERS (10/17): 3 solo tackles, 1.0 sack, 1 interception and 2 passes defended.

- Sacked QB Justin Herbert on a 3rd-and-5 snap in the 1st quarter.
- Intercepted Herbert on a 1st-and-10 play in the 2nd quarter.
- It was the 1st interception of his career.

### 2020 (BALTIMORE):

- Started all 16 games.
- 80 tackles (51 solo), 2.5 sacks, 2 forced fumbles and 4 passes defended.

#### AT HOUSTON (9/20): 4 solo tackles and 1.0 sack.

- Sacked QB Deshaun Watson for a loss of 4 yards on a 3rd-and-6 snap in the 4th quarter to force a field goal attempt.

#### VS. CINCINNATI (10/11): 5 tackles (2 solo) and 1.0 sack.

- Sacked QB Joe Burrow for a loss of 9 yards on a 3rd-and-6 snap in the 3rd quarter.

#### AT PHILADELPHIA (10/18): 3 tackles (1 solo), 1 pass defended and 2 forced fumbles.

- Stripped QB Carson Wentz of the ball in the 1st quarter, which was recovered by Baltimore.
- Forced a fumble by RB Miles Sanders in the 3rd quarter.

POSTSEASON:

AFC WILD CARD AT TENNESSEE (1/10): 4 tackles (3 solo) and 1 pass defended.

AFC DIVISIONAL AT BUFFALO (1/16): 4 tackles (3 solo); 1 special teams tackle.

2019 (BALTIMORE):

- Played in 6 games.
- Missed the rest of the season after being placed on injured reserve on Oct. 15.
- 3 solo tackles and 1 pass defended.
- 3 solo special teams tackles.

AT MIAMI (9/8): 1 solo special teams tackle.  
• Made his NFL debut.

VS. CLEVELAND (9/29): 2 solo tackles.

2018 (BALTIMORE):

- Missed the entire season after being placed on injured reserve on Aug. 31.

BEFORE THE NFL

COLLEGE (TEXAS):

- 3-year letterman (2015-17) and 1-year starter.
- CAREER: Played in 31 games with 13 starts; 106 tackles (85 solo), 2.5 sacks, 9 interceptions, 23 passes defended, 4 forced fumbles and 3 fumble recoveries.
- JUNIOR (2017): Started all 12 games; 63 tackles (50 solo), 1.5 sacks, 6 interceptions, 15 passes defended, 3 forced fumbles and 1 fumble recovery.

- 1st-team All-American.
- 1st-team All-Big 12.
- His 6 interceptions were tied for the 7th-most in single-season school history.

SOPHOMORE (2016): Played in 12 games with 1 start; 30 tackles (24 solo), 1.0 sack, 1 interception, 5 passes defended and 2 fumble recoveries.

TRUE FRESHMAN (2015): Played in 7 games; 13 tackles (11 solo), 2 interceptions, 3 passes defended and 1 forced fumble.

HIGH SCHOOL (HEATH HS – ROCKWALL, TEXAS)

- Played on both sides of the ball.
- SENIOR (2014): 81 tackles, 3 interceptions, 5 passes defended and 1 forced fumble; 15 receptions for 226 yards (15.1 avg.) and 3 TDs.
- 3rd-team all-state.
  - 1st-team all-area.
  - 1st-team all-district.
- JUNIOR (2013): 66 tackles, 4.0 sacks, 3 interceptions and 3 forced fumbles.
- 2nd-team all-district.
- SOPHOMORE (2012): 23 tackles and 1 interception.

OFF THE FIELD

PERSONAL:

- PRONUNCIATION: First name is pronounced duh-SHON.

| DeSHON ELLIOTT'S NFL REGULAR SEASON DEFENSIVE STATS |           |    |    |                 |      |      |     |      |               |     |    |    |         |    |    |
|---|-----------|----|----|-----------------|------|------|-----|------|---------------|-----|----|----|---------|----|----|
| YEAR  | TEAM      | GP | GS | TACKLES         |      |      |     | INT  | INTERCEPTIONS |     |    |    | FUMBLES |    |    |
|   |           |    |    | TOT             | SOLO | ASST | SK  |      | YDS           | YDS | LG | TD | PD      | FF | FR |
| 2018  | BALTIMORE |    |    | INJURED RESERVE |      |      |     |      |               |     |    |    |         |    |    |
| 2019  | BALTIMORE | 6  | 0  | 3               | 3    | 0    | 0   | 0    | 0             | 0   | -  | 0  | 1       | 0  | 0  |
| 2020  | BALTIMORE | 16 | 16 | 80              | 51   | 29   | 2.5 | 14.0 | 0             | 0   | -  | 0  | 4       | 2  | 0  |
| 2021  | BALTIMORE | 6  | 6  | 23              | 19   | 4    | 1.0 | 6.0  | 1             | 0   | 0  | 0  | 2       | 0  | 0  |
| 2022  | DETROIT   | 14 | 13 | 95              | 72   | 23   | 0.0 | 0.0  | 1             | 0   | 0  | 0  | 3       | 1  | 1  |
| 2023  | MIAMI     | 15 | 15 | 82              | 53   | 29   | 0.0 | 0.0  | 1             | 0   | 0  | 0  | 7       | 0  | 1  |
| NFL TOTALS  |           | 57 | 50 | 283             | 198  | 85   | 3.5 | 20.0 | 3             | 0   | 0  | 0  | 17      | 3  | 2  |

| DeSHON ELLIOTT'S NFL PLAYOFF DEFENSIVE STATS |           |    |    |         |      |      |     |     |               |    |    |    |         |
|--|-----------|----|----|---------|------|------|-----|-----|---------------|----|----|----|---------|
| YEAR   | TEAM      | GP | GS | TACKLES |      |      |     | INT | INTERCEPTIONS |    |    |    | FUMBLES |
|  |           |    |    | TOT     | SOLO | ASST | SK  |     | YDS           | LG | TD | PD |         |
| 2020   | BALTIMORE | 2  | 2  | 8       | 6    | 2    | 0.0 | 0.0 | 0             | 0  | -  | 0  | 1       |
| 2023   | MIAMI     | 1  | 1  | 9       | 3    | 6    | 0.0 | 0.0 | 0             | 0  | -  | 0  | 0       |
| PLAYOFF TOTALS                               |           | 3  | 3  | 17      | 9    | 8    | 0.0 | 0.0 | 0             | 0  | -  | 0  | 1       |
|  |           |    |    |         |      |      |     |     |               |    |    |    |         |

ADDITIONAL STATS

Special Teams Tackles: (Baltimore) 3 in 2019, (Detroit) 1 in 2022 for total of 4 (P-2).

SINGLE-GAME CAREER HIGHS

Tackles: 13 at L.A. Chargers, 9/10/23

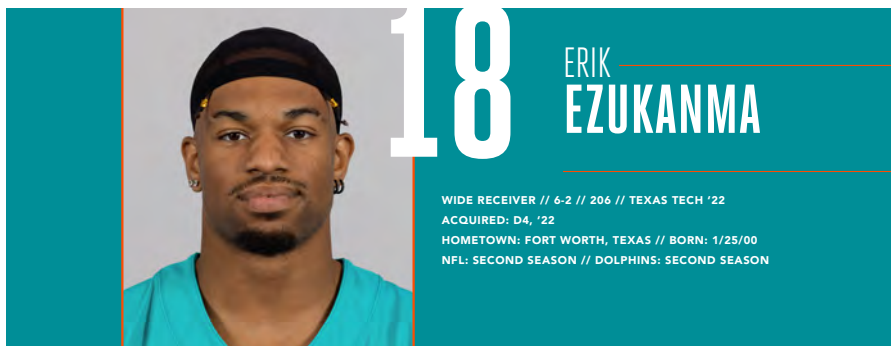
Sacks: 1.0 3 times, last: vs. L.A. Chargers, 10/17/21

Interceptions: 1 3 times, last: vs. Buffalo, 1/7/24

Passes Defended: 2 Twice, last: vs. Denver, 9/25/23

Forced Fumbles: 2 at Philadelphia, 10/18/20

Fumble Recoveries: 1 Twice, last: at New England, 9/17/23



## NFL CAREER

### TRANSACTIONS:

- 4th-round pick (125th overall) by Miami in the 2022 NFL Draft.

### CAREER HIGHLIGHTS:

- Played in 3 career games.
- 1 reception for 3 yards.
- 5 carries for 22 yards (4.4 avg.).

### 2023 (MIAMI):

- Played in 2 games.
- Inactive for 1 game.
- Missed the rest of season after being placed on Reserve/Non-Football Injury list on Sept. 29.
- 5 carries for 22 yards (4.4 avg.).

### 2022 (MIAMI):

- Played in 1 game.
- Inactive for 16 games.
- 1 reception for 3 yards.

**VS. N.Y. JETS (1/8):** 1 reception for 3 yards.

- Made his NFL debut.

### POSTSEASON:

**AFC WILD CARD AT BUFFALO (1/15):** Dressed but did not play.

## BEFORE THE NFL

### COLLEGE (TEXAS TECH):

- 3-year starter (2019-21).

**CAREER:** Played in 35 games with 27 starts; 138 receptions for 2,165 yards (15.7 avg.) and 15 TDs; 10 carries for 138 yards (13.8 avg.) and 2 TDs.

- Became 1st Texas Tech player to lead team in receiving in 3 consecutive seasons since Wayne Walker from 1985-87.

**JUNIOR (2021):** Started 11 games; 48 receptions for 705 yards (14.7 avg.) and 4 TDs; 10 carries for 138 yards (13.8 avg.) and 2 TDs.

- 2nd-team All-Big-12.

**SOPHOMORE (2020):** Started all 10 games; 46 receptions for 748 yards (16.3 avg.) and 6 TDs.

- 1st-team All-Big-12.

**REDSHIRT FRESHMAN (2019):** Played in 12 games with 6 starts; 42 receptions for 664 yards (15.8 avg.) and 4 TDs.

**TRUE FRESHMAN (2018):** Played in 2 games; 2 receptions for 48 yards (24.0 avg.) and 1 TD.

- Was awarded redshirt season.

### HIGH SCHOOL (TIMBER CREEK HS – FORT WORTH, TEXAS)

- 2,471 receiving yards and 32 TDs; 383 rushing yards and 4 TDs.

**SENIOR (2017):** 750 receiving yards and 10 TDs.

- All-American.

**JUNIOR (2016):** 1,447 receiving yards and 20 TDs; 383 rushing yards and 4 TDs.

- 1st-team All-American.

## OFF THE FIELD

### PERSONAL:

- **PRONUNCIATION:** Last name is pronounced ez-oo-KAH-muh.
- **MAJOR:** Human sciences with a minor in sports management.

## ERIK EZUKANMA'S NFL REGULAR SEASON STATS

| YEAR       | TEAM  | GP | GS | RECEIVING |     |     |    |    | RUSHING |     |     |    |    |
|------------|-------|----|----|-----------|-----|-----|----|----|---------|-----|-----|----|----|
|            |       |    |    | REC       | YDS | AVG | LG | TD | ATT     | YDS | AVG | LG | TD |
| 2022       | MIAMI | 1  | 0  | 1         | 3   | 3.0 | 3  | 0  | 0       | 0   | 0.0 | -  | 0  |
| 2023       | MIAMI | 2  | 0  | 0         | 0   | 0.0 | -  | 0  | 5       | 22  | 4.4 | 12 | 0  |
| NFL TOTALS |       | 3  | 0  | 1         | 3   | 3.0 | 3  | 0  | 5       | 22  | 4.4 | 12 | 0  |

## 2022 GAME-BY-GAME STATS (MIAMI)

| DATE               | OPPONENT         | P/S        | REC      | YDS      | AVG        | LG       | TD       |
|--------------------|------------------|------------|----------|----------|------------|----------|----------|
| 09/11              | NEW ENGLAND      |            |          | INACTIVE |            |          |          |
| 09/18              | at Baltimore     |            |          | INACTIVE |            |          |          |
| 09/25              | BUFFALO          |            |          | INACTIVE |            |          |          |
| 09/29              | at Cincinnati    |            |          | INACTIVE |            |          |          |
| 10/09              | at N.Y. Jets     |            |          | INACTIVE |            |          |          |
| 10/16              | MINNESOTA        |            |          | INACTIVE |            |          |          |
| 10/23              | PITTSBURGH       |            |          | INACTIVE |            |          |          |
| 10/30              | at Detroit       |            |          | INACTIVE |            |          |          |
| 11/06              | at Chicago       |            |          | INACTIVE |            |          |          |
| 11/13              | CLEVELAND        |            |          | INACTIVE |            |          |          |
| 11/27              | HOUSTON          |            |          | INACTIVE |            |          |          |
| 12/04              | at San Francisco |            |          | INACTIVE |            |          |          |
| 12/11              | at L.A. Chargers |            |          | INACTIVE |            |          |          |
| 12/17              | at Buffalo       |            |          | INACTIVE |            |          |          |
| 12/25              | GREEN BAY        |            |          | INACTIVE |            |          |          |
| 01/01              | at New England   |            |          | INACTIVE |            |          |          |
| 01/08              | N.Y. JETS        | 1/0        | 1        | 3        | 3.0        | 3        | 0        |
| <b>2022 TOTALS</b> |                  | <b>1/0</b> | <b>1</b> | <b>3</b> | <b>3.0</b> | <b>3</b> | <b>0</b> |

| DATE  | OPPONENT    | P/S | REC | YDS          | AVG | LG | TD |
|-------|-------------|-----|-----|--------------|-----|----|----|
| 01/15 | at Buffalo* |     |     | DID NOT PLAY |     |    |    |

\* AFC Wild Card game

## 2023 GAME-BY-GAME STATS (MIAMI)

| DATE               | OPPONENT         | P/S        | REC      | YDS         | AVG        | LG       | TD       |
|--------------------|------------------|------------|----------|-------------|------------|----------|----------|
| 09/10              | at L.A. Chargers | 1/0        | 0        | 0           | 0.0        | -        | 0        |
| 09/17              | at New England   | 1/0        | 0        | 0           | 0.0        | -        | 0        |
| 09/24              | DENVER           |            |          | INACTIVE    |            |          |          |
| 10/01              | at Buffalo       |            |          | RESERVE/NFI |            |          |          |
| 10/08              | N.Y. GIANTS      |            |          | RESERVE/NFI |            |          |          |
| 10/15              | CAROLINA         |            |          | RESERVE/NFI |            |          |          |
| 10/22              | at Philadelphia  |            |          | RESERVE/NFI |            |          |          |
| 10/29              | NEW ENGLAND      |            |          | RESERVE/NFI |            |          |          |
| 11/05              | at Kansas City   |            |          | RESERVE/NFI |            |          |          |
| 11/19              | LAS VEGAS        |            |          | RESERVE/NFI |            |          |          |
| 11/24              | at N.Y. Jets     |            |          | RESERVE/NFI |            |          |          |
| 12/03              | at Washington    |            |          | RESERVE/NFI |            |          |          |
| 12/11              | TENNESSEE        |            |          | RESERVE/NFI |            |          |          |
| 12/17              | N.Y. JETS        |            |          | RESERVE/NFI |            |          |          |
| 12/24              | DALLAS           |            |          | RESERVE/NFI |            |          |          |
| 12/31              | at Baltimore     |            |          | RESERVE/NFI |            |          |          |
| 01/07              | BUFFALO          |            |          | RESERVE/NFI |            |          |          |
| <b>2023 TOTALS</b> |                  | <b>2/0</b> | <b>0</b> | <b>0</b>    | <b>0.0</b> | <b>-</b> | <b>0</b> |

| DATE  | OPPONENT        | P/S | REC | YDS         | AVG | LG | TD |
|-------|-----------------|-----|-----|-------------|-----|----|----|
| 01/13 | at Kansas City* |     |     | RESERVE/NFI |     |    |    |

\* AFC Wild Card game



## NFL CAREER

### TRANSACTIONS:

- 6th-round pick (185th overall) by Miami in the 2020 NFL Draft.

### CAREER HONORS:

- 2023 Salute to Service Award Nominee.
- 2022 Salute to Service Award Nominee.
- 2021 Salute to Service Award Nominee.

### CAREER HIGHLIGHTS:

- Played in 67 career games.
- 7 special teams tackles (4 solo).
- 1 special teams fumble recovery.
- Appeared in 2 postseason games.

### 2023 (MIAMI):

- Played in all 17 games.

**VS. DENVER (9/24):** Played but did not record any stats.

- Helped K Jason Sanders set an NFL record for most PATs in a game with 10.

**VS. DALLAS (12/24):** Played but did not record any stats.

- Helped K Jason Sanders become the 1st player in team history to convert 3 FGs of 50+ yards.

### POSTSEASON:

**AFC WILD CARD AT KANSAS CITY (1/13):** Played but did not record any stats.

### HONORS:

- Salute to Service Award Nominee.

### 2022 (MIAMI):

- Played in all 17 games.
- 2 special teams tackles (1 solo).

**VS. N.Y. JETS (1/8):** 2 special teams tackles (1 solo).

### POSTSEASON:

**AFC WILD CARD AT BUFFALO (1/15):** Played but did not record any stats.

### HONORS:

- Salute to Service Award Nominee.

### 2021 (MIAMI):

- Played in all 17 games.
- 3 special teams tackles (2 solo).
- 1 special teams fumble recovery.

**AT NEW ENGLAND (9/12):** Played but did not

record any stats.

**VS. INDIANAPOLIS (10/3):** 1 special teams fumble recovery and tackle.

- Recovered a RB Nyheim Hines muffed punt in the 1st quarter.

**VS. NEW ENGLAND (1/9):** 1 solo special teams tackle.

### HONORS:

- Salute to Service Award Nominee.

### 2020 (MIAMI):

- Played in all 16 games.
- 2 special teams tackles (1 solo).
- Helped K Jason Sanders set a franchise record by converting 92.3 pct. of his FGs in 2020.

**AT NEW ENGLAND (9/13):** Played but did not record any stats.

- Made his NFL debut.

**VS. L.A. CHARGERS (11/15):** Played but did not record any stats.

- K Jason Sanders set a team record for consecutive FGs with 22.

**AT LAS VEGAS (12/26):** 1 solo special teams tackle.

## BEFORE THE NFL

### COLLEGE (LSU):

- 4-year letterman (2016-19).

**CAREER:** Played in 53 consecutive games at long snapper.

- Became the 1st long snapper in LSU football history to be named a permanent team captain.

**SENIOR (2019):** Played in all 15 games.

- Team captain.
- Helped his team win the College Football Playoff National Championship.

**JUNIOR (2018):** Played in all 13 games; 2 special teams tackles.

- 1st-team All-American.
- Team captain.

**SOPHOMORE (2017):** Played in all 13 games; 1 tackle and 1 forced fumble.

**REDSHIRT FRESHMAN (2016):** Played in all 12 games.

- Redshirted in 2015.

### HIGH SCHOOL (BUFORD HS – BUFORD, GA.)

**SENIOR (2014):**

- Winner of the Chris Rubio Award (nation's top high school long snapper).

**JUNIOR (2013):**

- Winner of the Chris Rubio Award (nation's top high school long snapper).

**OFF THE FIELD**

**COMMUNITY:**

- Has Type 1 diabetes and volunteers with the Juvenile Diabetes Research Foundation to raise funds and awareness.

**2022:**

- Hosted his 2nd military appreciation BBQ event for active duty military members and veterans in South Florida.

**2021:**

- Volunteered at the Miami Dolphins holiday event to spend time with and provide dinner and children's gifts for South Florida families.
- Hosted a military appreciation event at Mission BBQ for South Florida veterans and active duty service members.

- Volunteered at the Miami Dolphins Food Relief Program Thanksgiving meal distribution with Feeding South Florida to provide 1,000 meal boxes to South Florida families.
- In 2021, volunteered with United Way Broward to provide Thanksgiving meals for South Florida military families.
- Chose JDRF as his cause for the NFL's My Cause My Cleats program and participated in the JDRF West Palm Beach chapter's 2021 virtual gala.

**PERSONAL:**

- His brother, Reid Ferguson, is the long snapper for the Buffalo Bills and was the starting long snapper at LSU (2012-15).
- **GRADUATE DEGREE:** Master's in Business Administration.
- **MAJOR:** Marketing.

| BLAKE FERGUSON'S NFL REGULAR SEASON STATS                    |                  |
|--|------------------|
| GAMES/STARTS: 2020: 16/0, 2021: 17/0, 2022: 17/0, 2023: 17/0 | NFL TOTALS: 67/0 |

| BLAKE FERGUSON'S NFL PLAYOFF STATS |                     |
|------------------------------------|---------------------|
| GAMES/STARTS: 2022: 1/0, 2023: 1/0 | PLAYOFF TOTALS: 2/0 |

| ADDITIONAL STATS   |  |
|--|--|
| Special Teams Tackles: 2 in 2020, 3 in 2021, 2 in 2022 for total of 7. |  |
| Special Teams Fumble Recoveries: 1 in 2021.                            |  |



LINEBACKER // 6-3 // 245 // CALIFORNIA '22  
 ACQUIRED: D7A, '22  
 HOMETOWN: SPRING, TEXAS // BORN: 4/15/98  
 NFL: FIRST SEASON // DOLPHINS: FIRST SEASON

## NFL CAREER

### TRANSACTIONS:

- Signed to Miami's active roster on Sept. 30, 2023.
- Signed to Miami's practice squad on Aug. 30, 2023.
- Waived by Miami on Aug. 29, 2023.
- Signed to Miami's practice squad on Aug. 31, 2022.
- Waived by Miami on Aug. 30, 2022.
- 7th-round pick (224th overall) by Miami in the 2022 NFL Draft.

### CAREER HIGHLIGHTS:

- Played in 17 career games.
- 3 tackles (1 solo).
- 3 special teams tackles (2 solo).

### 2023 (MIAMI):

- Played in all 17 games.
- 3 tackles (1 solo).
- 3 special teams tackles (2 solo).

**AT L.A. CHARGERS (9/10):** Played but did not record any stats.

- Made his NFL debut.

**AT KANSAS CITY IN FRANKFURT (11/5):** 2 special teams tackles (1 solo).

**VS. BUFFALO (1/7):** 2 tackles (1 solo).

### POSTSEASON:

- Missed the rest of the season after being placed on injured reserve on Jan. 9.

### 2022 (MIAMI):

- Spent the entire season on Miami's practice squad.

## BEFORE THE NFL

### COLLEGE (CALIFORNIA):

- 5-year letterman (2017-21) and 3-year starter.

**CAREER:** Started 37 games; 170 tackles (97 solo), 21.0 sacks, 2 interceptions, 12 passes defended, 2 forced fumbles and 2 fumble recoveries.

**GRADUATE (2021):** Started 11 games; 45 tackles (29 solo), 7.0 sacks, 1 fumble recovery and 4 passes defended.

- 2nd-team All-Pac-12.
- His 7.0 sacks were 2nd in the conference.

**SENIOR (2020):** Started all 4 games; 19 tackles (12 solo), 3.0 sacks, 1 fumble recovery and 1 pass defended.

**JUNIOR (2019):** Started 12 games; 57 tackles (33 solo), 9.5 sacks, 1 pass defended and 1 forced fumble.

- Pac-12 honorable mention.

**SOPHOMORE (2018):** Started 1 game; 3 solo tackles, 1 interception returned for a touchdown and 2 passes defended.

**REDSHIRT FRESHMAN (2017):** Started 9 games; 46 tackles (20 solo), 1.5 sacks, 1 interception returned for a touchdown, 4 passes defended, and 1 forced fumble.

- Redshirted in 2016.

### HIGH SCHOOL (KLEIN COLLINS HS – SPRING, TEXAS)

#### SENIOR (2015):

- Led team to a region title.

#### JUNIOR (2014):

- Led team to an 11-2 overall record

## OFF THE FIELD

### PERSONAL:

- **PRONUNCIATION:** Last name is pronounced GOOD.
- **MAJOR:** Legal studies with graduate certificates in entrepreneurship and business administration.

## CAMERON GOODE'S NFL REGULAR SEASON STATS

| YEAR       | TEAM  | GP | GS | TACKLES |      |      |     |     | INTERCEPTIONS |     |    |    |    | FUMBLES |    |
|------------|-------|----|----|---------|------|------|-----|-----|---------------|-----|----|----|----|---------|----|
|            |       |    |    | TOT     | SOLO | ASST | SK  | YDS | INT           | YDS | LG | TD | PD | FF      | FR |
| 2022       | MIAMI |    |    |         |      |      |     |     |               |     |    |    |    |         |    |
| 2023       | MIAMI | 17 | 0  | 3       | 1    | 2    | 0.0 | 0.0 | 0             | 0   | -  | 0  | 0  | 0       | 0  |
| NFL TOTALS |       | 17 | 0  | 3       | 1    | 2    | 0.0 | 0.0 | 0             | 0   | -  | 0  | 0  | 0       | 0  |

### ADDITIONAL STATS

Special Teams Tackles: 3 in 2023.





DEFENSIVE TACKLE // 6-3 // 297 // ALABAMA '18  
 ACQUIRED: FA, '23  
 HOMETOWN: WOODBRIDGE, VA. // BORN: 11/14/95  
 NFL: SIXTH SEASON // DOLPHINS: FIRST SEASON

## NFL CAREER

### TRANSACTIONS:

- Signed to Miami's active roster on Sept. 16, 2023.
- Signed to Miami's practice squad on Aug. 30, 2023.
- Released by Miami on Aug. 29, 2023.
- Signed by Miami on Aug. 6, 2023.
- Signed to Tennessee's practice squad on Jan. 5, 2022.
- Released from Indianapolis' practice squad on Dec. 31, 2021.
- Signed to Indianapolis' practice squad on Dec. 21, 2021.
- Waived by Detroit on Nov. 30, 2021.
- 4th-round pick (114th overall) by Detroit in the 2018 NFL Draft.

### CAREER HONORS:

- 2018 PFWA All-Rookie Team.

### CAREER HIGHLIGHTS:

- Played in 47 career games with 11 starts.
- 71 tackles (45 solo), 4.0 sacks, 4 passes defended, 3 forced fumbles and 1 fumble recovery.
- Played in 1 postseason game with Miami.

### 2023 (MIAMI):

- Played in 16 games.
- Spent 1 game on Miami's practice squad.
- 17 tackles (6 solo), 1.0 sack and 2 passes defended.

**AT NEW ENGLAND (9/17):** Played but did not record any stats.

- Made his Dolphins debut.

**AT N.Y. JETS (11/24):** 3 solo tackles and 1.0 sack.

- Sacked QB Tim Boyle for a loss of 11 yards on 3rd-and-3 with 1:20 remaining in the 4th quarter.

**AT BALTIMORE (12/31):** 4 tackles (2 solo).

### POSTSEASON:

**AFC WILD CARD AT KANSAS CITY (1/13):** 3 tackles (1 solo) and 1 fumble recovery.

- Recovered a RB Clyde Edwards-Helaire fumble forced by CB Ethan Bonner and returned it to the Miami 43-yard line in the 4th quarter.

### 2022 (TENNESSEE):

- Played in 1 game with Tennessee.

- Missed the rest of the season after being placed on injured reserve on Sept. 13.

### 2021 (DETROIT/INDIANAPOLIS/TENNESSEE):

- Played in 3 games with Detroit.
- 2 tackles (1 solo) and 1 pass defended with Detroit.
- Missed 7 games after being placed on injured reserve on Sept. 2 and being activated on Oct. 30.
- Waived by Detroit on Nov. 30.
- Spent 1 game on Indianapolis' practice squad.
- Played in 1 game with Tennessee.

**VS. PHILADELPHIA (10/31):** 1 pass defended.

**AT PITTSBURGH (11/14):** 2 tackles (1 solo).

**AT HOUSTON (1/9):** Played but did not record any stats.

- Made his Titans debut.

### 2020 (DETROIT):

- Played in 10 games with 1 start.
- Inactive for 3 games.
- Missed 3 games after being placed on injured reserve on Dec. 19.
- 19 tackles (12 solo) and 1 forced fumble.

**AT ATLANTA (10/25):** 4 tackles (3 solo) and 1 forced fumble.

- Forced a fumble by RB Todd Gurley II in the red zone with less than 2 minutes remaining but Atlanta recovered.

**VS. INDIANAPOLIS (11/1):** 4 tackles (2 solo).

### 2019 (DETROIT):

- Played in 3 games with 2 starts.
- Inactive for 10 games.
- Missed 3 games after being placed on injured reserve on Dec. 12.
- 6 tackles (4 solo) and 1 pass defended.

**VS. N.Y. GIANTS (10/27):** 4 solo tackles and 1 pass defended.

### 2018 (DETROIT):

- Played in 13 games with 8 starts.
- 27 tackles (22 solo), 3.0 sacks, 2 forced fumbles and 1 fumble recovery.

**VS. N.Y. JETS (9/10):** 4 tackles (3 solo).

- Made his NFL debut.

**AT SAN FRANCISCO (9/16):** 6 tackles (5 solo).

- Made his 1st NFL start.

**VS. GREEN BAY (10/7):** 4 solo tackles, 1.0 sack, 1 forced fumble and 1 fumble recovery.

- Strip-sacked QB Aaron Rodgers and recovered the fumble himself, leading to a Lions TD drive just before halftime.

**HONORS:**

- PFWA All-Rookie Team.

## BEFORE THE NFL

**COLLEGE (ALABAMA):**

- 4-year letterman (2014-17) and 1-year starter.

**CAREER:** Played in 50 games with 9 starts; 71 tackles (30 solo), 10.0 sacks, 1 pass defended, 1 forced fumble and 1 fumble recovery.

**SENIOR (2017):** Played in 11 games with 9 starts; 27 tackles (9 solo), 3.0 sacks, 1 pass defended and 1 fumble recovery.

- 2nd-team All-SEC.
- Helped his team win the College Football Playoff National Championship.

**JUNIOR (2016):** Played in all 15 games; 21 tackles (10 solo), 2.0 sacks and 1 forced fumble.

**SOPHOMORE (2015):** Played in all 15 games; 16 tackles (7 solo) and 3.0 sacks.

- Helped his team win the College Football Playoff National Championship.

**TRUE FRESHMAN (2014):** Played in 9 games; 7 tackles (4 solo) and 2.0 sacks.

## HIGH SCHOOL (WOODBIDGE HS – WOODBRIDGE, VA.)

- Was also a state champion wrestler.

**SENIOR (2013):** 16.0 sacks.

- All-American.
- All-state.

**JUNIOR (2012):** 110 tackles, 16.0 sacks, 4 forced fumbles and 3 fumble recoveries.

- All-American.
- All-state.

## DA'SHAWN HAND'S NFL REGULAR SEASON STATS

| YEAR              | TEAM      | GP        | GS        | TACKLES   |           |           |            |             | INTERCEPTIONS |          |          |          |          | FUMBLES  |          |
|-------------------|-----------|-----------|-----------|-----------|-----------|-----------|------------|-------------|---------------|----------|----------|----------|----------|----------|----------|
|                   |           |           |           | TOT       | SOLO      | ASST      | SK         | YDS         | INT           | YDS      | LG       | TD       | PD       | FF       | FR       |
| 2018              | DETROIT   | 13        | 8         | 27        | 22        | 5         | 3.0        | 14.0        | 0             | 0        | -        | 0        | 0        | 2        | 1        |
| 2019              | DETROIT   | 3         | 2         | 6         | 4         | 2         | 0.0        | 0.0         | 0             | 0        | -        | 0        | 1        | 0        | 0        |
| 2020              | DETROIT   | 10        | 1         | 19        | 12        | 7         | 0.0        | 0.0         | 0             | 0        | -        | 0        | 0        | 1        | 0        |
| 2021              | DETROIT   | 3         | 0         | 2         | 1         | 1         | 0.0        | 0.0         | 0             | 0        | -        | 0        | 1        | 0        | 0        |
|                   | TENNESSEE | 1         | 0         | 0         | 0         | 0         | 0.0        | 0.0         | 0             | 0        | -        | 0        | 0        | 0        | 0        |
| 2022              | TENNESSEE | 1         | 0         | 0         | 0         | 0         | 0.0        | 0.0         | 0             | 0        | -        | 0        | 0        | 0        | 0        |
| 2023              | MIAMI     | 16        | 0         | 17        | 6         | 11        | 1.0        | 11.0        | 0             | 0        | -        | 0        | 2        | 0        | 0        |
| <b>NFL TOTALS</b> |           | <b>47</b> | <b>11</b> | <b>71</b> | <b>45</b> | <b>26</b> | <b>4.0</b> | <b>25.0</b> | <b>0</b>      | <b>0</b> | <b>-</b> | <b>0</b> | <b>4</b> | <b>3</b> | <b>1</b> |

## DA'SHAWN HAND'S NFL PLAYOFF STATS

| YEAR                  | TEAM  | GP       | GS       | TACKLES  |          |          |            |            | INTERCEPTIONS |          |          |          |          | FUMBLES  |          |
|-----------------------|-------|----------|----------|----------|----------|----------|------------|------------|---------------|----------|----------|----------|----------|----------|----------|
|                       |       |          |          | TOT      | SOLO     | ASST     | SK         | YDS        | INT           | YDS      | LG       | TD       | PD       | FF       | FR       |
| 2023                  | MIAMI | 1        | 0        | 3        | 1        | 2        | 0.0        | 0.0        | 0             | 0        | -        | 0        | 0        | 0        | 1        |
| <b>PLAYOFF TOTALS</b> |       | <b>1</b> | <b>0</b> | <b>3</b> | <b>1</b> | <b>2</b> | <b>0.0</b> | <b>0.0</b> | <b>0</b>      | <b>0</b> | <b>-</b> | <b>0</b> | <b>0</b> | <b>0</b> | <b>1</b> |

## SINGLE-GAME CAREER HIGHS

**Tackles:** 6 at San Francisco, 9/16/18  
**Sacks:** 1.0 4 times, last: at N.Y. Jets, 11/24/23  
**Forced Fumbles:** 1 3 times, last: at Atlanta, 10/25/20  
**Fumble Recoveries:** 1 Twice, last: at Kansas City, 1/13/24\*

\* AFC Wild Card game



## NFL CAREER

### TRANSACTIONS:

- Signed by Miami on Dec. 13, 2023.
- Released by Atlanta on Aug. 29, 2023.
- Signed to Atlanta's practice squad on Nov. 8, 2022.
- Released by Atlanta on Aug. 30, 2022.
- Signed by Atlanta on June 16, 2022.
- Released from the N.Y. Giants practice squad on Oct. 9, 2021.
- Signed to the N.Y. Giants' practice squad on Sept. 22, 2021.
- Released by the N.Y. Giants on Aug. 31, 2021.
- Signed by the N.Y. Giants on Feb. 24, 2021.
- Released from the Buffalo practice squad on Jan. 26, 2021.
- Signed to Buffalo's practice squad on Sept. 19, 2020.
- Released by the N.Y. Jets on Sept. 5, 2020.
- Signed by the N.Y. Jets as an unrestricted free agent from Indianapolis on March 28, 2017.
- Signed by Indianapolis as an undrafted college free agent on May 11, 2014.

### CAREER HIGHLIGHTS:

- Played in 86 career games with 42 starts – 37 at center, 4 at left guard and 1 at fullback.
- 1 miscellaneous tackle.
- Played in 1 postseason game with Indianapolis.

### 2023 (ATLANTA/MIAMI):

- Played in 2 games with Miami.
- Did not play in 2 games with Miami.
- Signed by Miami on Dec. 12.
- Spent the offseason and training camp with Atlanta.

### VS. N.Y. JETS (12/17):

- Made his Dolphins debut.

### POSTSEASON:

**AFC WILD CARD AT KANSAS CITY (1/13):** Dressed but did not play.

### 2022 (ATLANTA):

- Spent 8 games on Atlanta's practice squad.

### 2021 (N.Y. GIANTS):

- Spent 2 games on the N.Y. Giants' practice squad.

### 2020 (N.Y. JETS/BUFFALO):

- Spent the entire regular season on Buffalo's practice squad.
- Spent the offseason and training camp with the N.Y. Jets.

### 2019 (N.Y. JETS):

- Played in 16 games with 10 starts – 9 at center and 1 at fullback.

### VS. OAKLAND (11/24):

- Protected QB Sam Darnold, who completed 20-of-29 passes (69.0 pct.) for 315 yards and 2 TDs.

### 2018 (N.Y. JETS):

- Played in 16 games with 8 starts at center.

### AT BUFFALO (12/9):

- Protected QB Sam Darnold as the team did not allow a sack in the win.

### 2017 (N.Y. JETS):

- Played in 8 games with 1 start at center.
- Inactive for 8 games.

### VS L.A. CHARGERS (12/24):

- Started at center.

### 2016 (INDIANAPOLIS):

- Played in 13 games with 4 starts at left guard.
- Inactive for 3 games.

### AT GREEN BAY (11/6):

- Started at left guard.

### VS. JACKSONVILLE (1/1):

- Protected QB Andrew Luck, who completed 24-of-40 passing (60.0 pct.) for 321 yards and 2 TDs for a QB rating of 91.8.

### 2015 (INDIANAPOLIS):

- Played in all 16 games with 9 starts.

### VS. NEW ORLEANS (10/25):

- Played 33 snaps at center and helped the Colts offense total 376 yards.

### VS. DENVER (11/8):

- Started at center.
- Helped the Colts offense total 365 yards and blocked for RB Frank Gore, who had 28 carries for 83 yards and 1 TD.

## 2014 (INDIANAPOLIS):

- Played in 15 games with 10 starts at center.
- Inactive for 1 game.
- Helped the offense set a single-season franchise record for net yards (6,506).

### AT HOUSTON (10/9):

- Started at center.
- Helped the offense total 456 yards and protected QB Andrew Luck, who was 25-of-44 (56.8 pct.) for 370 yards and 3 TDs with a QB rating of 97.7.

### AT CINCINNATI (10/19):

- Started at center.
- Helped the offense total 506 yards and protected QB Andrew Luck, who was 27-of-42 (64.3 pct.) for 344 yards and 2 TDs, with a QB rating of 105.7.

### VS. WASHINGTON (11/30):

- Started at center.
- Helped the offense total 487 yards and protected QB Andrew Luck who was 19-of-27 (70.4 pct.) for 370 yards, 5 TDs and a QB rating of 137.0.
- It was the team's 9th game with 400-plus yards which set a single-season franchise record.

### POSTSEASON:

#### AFC WILD CARD VS. CINCINNATI (1/4):

- Played 6 snaps on special teams.

#### AFC DIVISIONAL AT DENVER (1/11):

Inactive.

#### AFC CHAMPIONSHIP AT NEW ENGLAND (1/18):

Inactive.

## BEFORE THE NFL

### COLLEGE (FLORIDA):

- 4-year letterman (2010-13) and 3-year starter.

**CAREER:** Played in 51 games with 39 starts – 37 at center and 2 at left guard.

**SENIOR (2013):** Started all 12 games at center.

- Was the only offensive lineman on the team to start at the same position in all 12 games.

**JUNIOR (2012):** Started 13 games at center.

**SOPHOMORE (2011):** Started 13 games – 12 at center and 1 at left guard.

**REDSHIRT FRESHMAN (2010):** Played in all 13 games with 1 start at left guard.

- Redshirted in 2009.

### HIGH SCHOOL (SOUTH LAKE HS – GROVELAND, FLA.)

**SENIOR (2008):**

- 1st-team all area.

## OFF THE FIELD

### PERSONAL:

- **MAJOR:** Criminology and anthropology.

## JONOTTHAN HARRISON'S NFL REGULAR SEASON STATS

**GAMES/STARTS:** (Indianapolis) 2014: 15/10, 2015: 16/9, 2016: 13/4, (N.Y. Jets) 2017: 8/1, 2018: 16/8, 2019: 16/10, (Miami) 2023: 2/0 **NFL TOTALS: 86/42**

## JONOTTHAN HARRISON'S NFL PLAYOFF STATS

**GAMES/STARTS:** (Indianapolis) 2014: 1/0 **PLAYOFF TOTALS: 1/0**

### ADDITIONAL STATS

**Miscellaneous Tackles:** 1 in 2015.



## NFL CAREER

### TRANSACTIONS:

- Signed by Miami as an undrafted college free agent on May 12, 2023.

### CAREER HIGHLIGHTS:

- Played in 15 career games with 4 starts.
- 6 receptions for 48 yards (8.0 avg.).
- Played in 1 postseason game.

### 2023 (MIAMI):

- Played in 15 games with 4 starts.
- Inactive for 2 games.
- 6 receptions for 48 yards (8.0 avg.).

**VS. DENVER (9/24):** Played but did not record any stats.

- Made his NFL debut.

**VS. LAS VEGAS (11/19):** 1 reception for 10 yards (10.0 avg.).

- Made his 1st NFL start.

**AT WASHINGTON (12/3):** 2 receptions for 23 yards (11.5 avg.)

### POSTSEASON:

**AFC WILD CARD AT KANSAS CITY (1/13):** Played but did not record any stats.

## BEFORE THE NFL

### COLLEGE (CAMPBELL):

- 5-year letterman (2018-22) and 3-year starter.

**CAREER:** Played in 48 games with 26 starts; 85 receptions for 1,218 yards (14.3 avg.) and 7 TDs; 3 carries for 5 yards (1.7 avg.) and 1 TD.

**SENIOR (2022):** Started all 11 games; 38 receptions for 659 yards (17.3 avg.) and 5 TDs; 2 carries for 3 yards (1.5 avg.) and 1 TD.

- 1st-team All-Big South.
- His 659 receiving yards were 5th among all FCS tight ends.

**REDSHIRT JUNIOR (2021):** Started all 11 games; 34 receptions for 367 yards (10.8 avg.) and 2 TDs; 1 carry for 2 yards.

- 1st-team All-Big South.
- His 34 receptions led all conference tight ends.

**JUNIOR (2020):** Started all 4 games; 6 receptions for 102 yards (17.0 avg.).

- 2nd-team All-Big South.

**SOPHOMORE (2019):** Played all 11 games; 6 receptions for 85 yards (14.2 avg.).

**TRUE FRESHMAN (2018):** Played all 11 games; 1 reception for 5 yards.

### HIGH SCHOOL (PINE FOREST HS – FAYETTEVILLE, N.C.)

- Played quarterback.
- Also lettered in basketball and baseball.

**JUNIOR (2016):** 1,750 passing yards; 175 rushing yards; 24 total touchdowns.

- 2nd-team all-conference.

**SOPHOMORE (2015):** 1,500 passing yards; 175 rushing yards; 16 total TDs.

## OFF THE FIELD

### COMMUNITY:

#### 2023

- Supported the Miami-Dade Schools Values Matter program, presenting on the value of the month, citizenship, at a middle school pep rally in Coral Gables.

### PERSONAL:

- MAJOR:** Exercise science.

## JULIAN HILL'S NFL REGULAR SEASON STATS

| YEAR       | TEAM  | GP | GS | RECEIVING |     |     |    |    | RUSHING |     |     |    |    |
|------------|-------|----|----|-----------|-----|-----|----|----|---------|-----|-----|----|----|
|            |       |    |    | REC       | YDS | AVG | LG | TD | ATT     | YDS | AVG | LG | TD |
| 2023       | MIAMI | 15 | 4  | 6         | 48  | 8.0 | 18 | 0  | 0       | 0   | 0.0 | -  | 0  |
| NFL TOTALS |       | 15 | 4  | 6         | 48  | 8.0 | 18 | 0  | 0       | 0   | 0.0 | -  | 0  |

## JULIAN HILL'S NFL PLAYOFF STATS

| YEAR           | TEAM  | GP | GS | RECEIVING |     |     |    |    | RUSHING |     |     |    |    |
|----------------|-------|----|----|-----------|-----|-----|----|----|---------|-----|-----|----|----|
|                |       |    |    | REC       | YDS | AVG | LG | TD | ATT     | YDS | AVG | LG | TD |
| 2023           | MIAMI | 1  | 0  | 0         | 0   | 0.0 | -  | 0  | 0       | 0   | 0.0 | -  | 0  |
| PLAYOFF TOTALS |       | 1  | 0  | 0         | 0   | 0.0 | -  | 0  | 0       | 0   | 0.0 | -  | 0  |

SINGLE-GAME CAREER HIGHS

|                  |    |                        |
|------------------|----|------------------------|
| Receptions:      | 2  | at Washington, 12/3/23 |
| Receiving Yards: | 23 | at Washington, 12/3/23 |
| Receiving Long:  | 18 | at Washington, 12/3/23 |

2023 GAME-BY-GAME STATS (MIAMI)

| DATE        | OPPONENT         | P/S  | REC      | YDS | AVG  | LG | TD |
|-------------|------------------|------|----------|-----|------|----|----|
| 09/10       | at L.A. Chargers |      | INACTIVE |     |      |    |    |
| 09/17       | at New England   |      | INACTIVE |     |      |    |    |
| 09/24       | DENVER           | 1/0  | 0        | 0   | 0.0  | -  | 0  |
| 10/01       | at Buffalo       | 1/0  | 0        | 0   | 0.0  | -  | 0  |
| 10/08       | N.Y. GIANTS      | 1/0  | 0        | 0   | 0.0  | -  | 0  |
| 10/15       | CAROLINA         | 1/0  | 0        | 0   | 0.0  | -  | 0  |
| 10/22       | at Philadelphia  | 1/0  | 0        | 0   | 0.0  | -  | 0  |
| 10/29       | NEW ENGLAND      | 1/0  | 1        | 4   | 4.0  | 4  | 0  |
| 11/05       | at Kansas City   | 1/0  | 0        | 0   | 0.0  | -  | 0  |
| 11/19       | LAS VEGAS        | 1/1  | 1        | 10  | 10.0 | 10 | 0  |
| 11/24       | at N.Y. Jets     | 1/1  | 0        | 0   | 0.0  | -  | 0  |
| 12/03       | at Washington    | 1/0  | 2        | 23  | 11.5 | 18 | 0  |
| 12/11       | TENNESSEE        | 1/0  | 0        | 0   | 0.0  | -  | 0  |
| 12/17       | N.Y. JETS        | 1/0  | 0        | 0   | 0.0  | -  | 0  |
| 12/24       | DALLAS           | 1/1  | 0        | 0   | 0.0  | -  | 0  |
| 12/31       | at Baltimore     | 1/0  | 1        | 9   | 9.0  | 9  | 0  |
| 01/07       | BUFFALO          | 1/1  | 1        | 2   | 2.0  | 2  | 0  |
| 2023 TOTALS |                  | 15/4 | 6        | 48  | 8.0  | 18 | 0  |

| DATE  | OPPONENT        | P/S | REC | YDS | AVG | LG | TD |
|-------|-----------------|-----|-----|-----|-----|----|----|
| 01/13 | at Kansas City* | 1/0 | 0   | 0   | 0.0 | -  | 0  |

\* AFC Wild Card game



10

TYREEK HILL

WIDE RECEIVER // 5-10 // 191 // WEST ALABAMA '16

ACQUIRED: T, '22 (KC)

HOMETOWN: DOUGLAS, GA. // BORN: 3/1/94

NFL: EIGHTH SEASON // DOLPHINS: SECOND SEASON

 2019
  2019, 2020
  2016, 2017, 2018, 2019, 2020, 2021, 2022, 2023
  2022, 2023

NFL CAREER

TRANSACTIONS:

- Traded from Kansas City to Miami on March 23, 2022.
- 5th-round pick (165th overall) by Kansas City in the 2016 NFL Draft.

CAREER HONORS:

- 2023 PFWA All-NFL.
- 2023 PFWA All-AFC.
- 2023 Unanimous 1st-team All-Pro.
- 2023 Dan Marino Team MVP Award.
- 2023 Pro Bowl selection.
- AFC Offensive Player of the Month (October 2023).
- No. 7 on the NFL Network Top 100 list in 2023.
- 2022 1st-team All-Pro.
- 2022 PFWA All-NFL.
- 2022 PFWA All-AFC.
- 2022 Dan Marino Team MVP Award.
- 2022 Pro Bowl selection.
- No. 15 on the NFL Network Top 100 list in 2022.
- 2021 Pro Bowl selection.
- No. 15 on the NFL Network Top 100 list in 2021.
- 2020 Pro Bowl selection.
- 2020 1st-team All-Pro.
- AFC Offensive Player of the Week (at Tampa Bay, 11/29/20).
- 2020 PFWA All-AFC.
- No. 22 on the NFL Network Top 100 list in 2020.
- 2010s NFL All-Decade Team.
- 2019 Pro Bowl selection.
- No. 19 on the NFL Network Top 100 list in 2019.
- 2018 Pro Bowl selection.
- 2018 1st-team All-Pro.
- No. 40 on the NFL Network Top 100 list in 2018.
- 2017 Pro Bowl selection.
- No. 36 on the NFL Network Top 100 list in 2017.
- 2016 Pro Bowl selection.
- 2016 1st-team All-Pro.
- 2016 PFWA All-NFL.
- 2016 PFWA All-AFC.
- 2016 PFWA All-Rookie.
- Pepsi NFL Rookie of the Week (at San Diego, 1/1/17).
- AFC Special Teams Player of the Week (at San Diego, 1/1/17).
- AFC Special Teams Player of the Week (vs. Oakland, 12/8/16).
- AFC Special Teams Player of the Month

(December 2016).

- AFC Offensive Player of the Week (at Denver, 11/27/16).

CAREER HIGHLIGHTS:

- Played in 124 career games with 106 starts.
- 717 receptions for 10,139 yards (14.1 avg.) and 76 TDs.
- 106 carries for 766 yards (7.2 avg.) and 7 TDs.
- 14 kickoff returns for 384 yards (27.4 avg.) and 1 TD.
- 88 punt returns for 1,005 yards (11.4 avg.) and 4 TDs.
- 1 miscellaneous fumble return TD.
- Appeared in 15 postseason games with 14 starts – 13 with Kansas City and 2 with Miami.
- Won Super Bowl LIV with Kansas City.
- His 23 receptions of 50+ yards lead the NFL since he entered the league in 2016:

| MOST RECEPTIONS OF 50+ YARDS (SINCE 2016) |                         |     |        |     |  |
|---|-------------------------|-----|--------|-----|--|
| PLAYER                                    | TEAMS                   | REC | YDS    | 50+ |  |
| 1. TYREEK HILL                            | KC/MIA.                 | 717 | 10,139 | 23  |  |
| 2. Amari Cooper                           | Oak./Dal./Cle.          | 595 | 8,416  | 16  |  |
| 3. Stefon Diggs                           | Min./Buf.               | 758 | 9,275  | 14  |  |
| Mike Evans                                | TB                      | 620 | 9,423  | 14  |  |
| Cooper Kupp                               | LAR                     | 567 | 7,066  | 14  |  |
| A.J. Brown                                | Ten./Phi.               | 379 | 5,947  | 14  |  |
| DeSean Jackson                            | Was./TB/PHI/LAR/LV/Bal. | 199 | 3,449  | 14  |  |
| D.J. Moore                                | Car./Chi.               | 460 | 6,565  | 14  |  |

- His 76 TD receptions are 3rd in the NFL since he entered the league in 2016:

| MOST TD RECEPTIONS (SINCE 2016) |           |     |        |     |  |
|---------------------------------|-----------|-----|--------|-----|--|
| PLAYER                          | TEAMS     | REC | YDS    | TDs |  |
| 1. Davante Adams                | GB/LV     | 784 | 9,852  | 91  |  |
| 2. Mike Evans                   | TB        | 620 | 9,423  | 79  |  |
| 3. TYREEK HILL                  | KC/MIA.   | 717 | 10,139 | 76  |  |
| 4. Travis Kelce                 | KC        | 768 | 9,591  | 64  |  |
| 5. Stefon Diggs                 | Min./Buf. | 758 | 9,275  | 63  |  |

- His 10,905 scrimmage yards are 3rd in the NFL since he entered the league in 2016:

| MOST SCRIMMAGE YARDS (SINCE 2016) |         |       |        |        |  |
|-----------------------------------|---------|-------|--------|--------|--|
| PLAYER                            | TEAMS   | RUSH  | REC    | TOT    |  |
| 1. Ezekiel Elliott                | Dal./NE | 8,904 | 2,649  | 11,553 |  |
| 2. Derrick Henry                  | Ten.    | 9,502 | 1,458  | 10,960 |  |
| 3. TYREEK HILL                    | KC/MIA. | 766   | 10,139 | 10,905 |  |
| 4. Christian McCaffrey            | Car./SF | 6,185 | 4,320  | 10,505 |  |
| 5. Alvin Kamara                   | NO      | 5,829 | 4,219  | 10,048 |  |



- His 10,139 receiving yards are 1st in the NFL since he entered the league in 2016:

| MOST RECEIVING YARDS (SINCE 2016) |                |            |               |           |
|-----------------------------------|----------------|------------|---------------|-----------|
| PLAYER                            | TEAMS          | REC        | YDS           | TDs       |
| 1. <b>TYREEK HILL</b>             | <b>KC/MIA.</b> | <b>717</b> | <b>10,139</b> | <b>76</b> |
| 2. Davante Adams                  | GB/LV          | 784        | 9,852         | 91        |
| 3. Travis Kelce                   | KC             | 768        | 9,591         | 64        |
| 4. Mike Evans                     | TB             | 620        | 9,423         | 79        |
| 5. Stefon Diggs                   | Min./Buf.      | 758        | 9,275         | 63        |

- His 717 receptions are 4th in the NFL since he entered the league in 2016:

| MOST RECEPTIONS (SINCE 2016) |                |            |               |           |
|------------------------------|----------------|------------|---------------|-----------|
| PLAYER                       | TEAMS          | REC        | YDS           | TDs       |
| 1. Davante Adams             | GB/LV          | 784        | 9,852         | 91        |
| 2. Travis Kelce              | KC             | 768        | 9,591         | 64        |
| 3. Stefon Diggs              | Min./Buf.      | 758        | 9,275         | 63        |
| 4. <b>TYREEK HILL</b>        | <b>KC/MIA.</b> | <b>717</b> | <b>10,139</b> | <b>76</b> |
| 5. DeAndre Hopkins           | Hou./Ari./Ten. | 689        | 8,822         | 59        |
| Keenan Allen                 | SD/LAC         | 689        | 7,976         | 43        |

- His 1,799 receiving yards in 2023 led the league:

| MOST RECEIVING YARDS (2023) |             |            |              |           |
|-----------------------------|-------------|------------|--------------|-----------|
| PLAYER                      | TEAM        | REC        | YDS          | TDs       |
| 1. <b>TYREEK HILL</b>       | <b>MIA.</b> | <b>119</b> | <b>1,799</b> | <b>13</b> |
| 2. CeeDee Lamb              | Dal.        | 135        | 1,749        | 12        |
| 3. Amon-Ra St. Brown        | Det.        | 119        | 1,515        | 10        |
| 4. Puka Nacua               | LAR         | 105        | 1,486        | 6         |
| 5. A.J. Brown               | Phi.        | 106        | 1,456        | 7         |

- His 1,799 receiving yards in 2023 made him the 1st Dolphins player to ever lead the league in receiving yards in a full season.
- His 1,799 receiving yards in 2023 ranked 7th-most in NFL history:

| MOST RECEIVING YARDS IN A SEASON IN NFL HISTORY |             |             |      |              |
|---|-------------|-------------|------|--------------|
| PLAYER  | TEAM        | YEAR        | REC. | YARDS        |
| 1. Calvin Johnson                               | Det.        | 2012        |      | 1,964        |
| 2. Cooper Kupp                                  | LAR         | 2021        |      | 1,947        |
| 3. Julio Jones                                  | Atl.        | 2015        |      | 1,871        |
| 4. Jerry Rice                                   | SF          | 1995        |      | 1,848        |
| 5. Antonio Brown                                | Pit.        | 2015        |      | 1,834        |
| 6. Justin Jefferson                             | Min.        | 2022        |      | 1,809        |
| 7. <b>TYREEK HILL</b>                           | <b>MIA.</b> | <b>2023</b> |      | <b>1,799</b> |
| 8. Isaac Bruce                                  | StL         | 1995        |      | 1,781        |
| 9. CeeDee Lamb                                  | Dal.        | 2023        |      | 1,749        |
| 10. Charley Hennigan                            | Hou.        | 1961        |      | 1,746        |

- His 13 receiving TDs in 2023 tied for the most in the league:

| MOST RECEIVING TDs (2023) |             |            |              |           |
|---------------------------|-------------|------------|--------------|-----------|
| PLAYER                    | TEAM        | REC        | YDS          | TDs       |
| 1. <b>TYREEK HILL</b>     | <b>MIA.</b> | <b>119</b> | <b>1,799</b> | <b>13</b> |
| 2. Mike Evans             | TB          | 79         | 1,255        | 13        |
| 3. CeeDee Lamb            | Dal.        | 135        | 1,749        | 12        |
| 4. Courtland Sutton       | Den.        | 59         | 772          | 10        |
| 5. Amon-Ra St. Brown      | Det.        | 119        | 1,515        | 10        |
| Jordan Addison            | Min.        | 70         | 911          | 10        |
| Sam LaPorta               | Det.        | 86         | 889          | 10        |

- His 1,799 receiving yards in 2023 were the most in franchise history:

| MOST RECEIVING YARDS IN DOLPHINS HISTORY (SINGLE SEASON) |             |            |              |           |
|--|-------------|------------|--------------|-----------|
| PLAYER   | YEAR        | REC        | YDS          | TDs       |
| 1. <b>TYREEK HILL</b>                                    | <b>2023</b> | <b>119</b> | <b>1,799</b> | <b>13</b> |
| 2. <b>TYREEK HILL</b>                                    | <b>2022</b> | <b>119</b> | <b>1,710</b> | <b>7</b>  |
| 3. Mark Clayton  | 1984        | 73         | 1,389        | 18        |
| 4. Jaylen Waddle   | 2022        | 75         | 1,356        | 8         |
| 5. Mark Duper  | 1986        | 67         | 1,313        | 11        |

- He's the only player in NFL history with multiple seasons of 1,700+ receiving yards.

- His 13 receiving TDs in 2023 were 3rd-most in franchise history:

| MOST RECEIVING TDs IN DOLPHINS HISTORY (SINGLE SEASON) |             |           |
|--|-------------|-----------|
| PLAYER   | YEAR        | REC TDs   |
| 1. Mark Clayton  | 1984        | 18        |
| 2. Mark Clayton  | 1988        | 14        |
| 3. <b>TYREEK HILL</b>                                  | <b>2023</b> | <b>13</b> |
| 4. Nat Moore   | 1977        | 12        |
| Mark Clayton   | 1991        | 12        |

- His 119 receptions in 2023 tied the franchise record he set in 2022:

| MOST RECEPTIONS IN DOLPHINS HISTORY (SINGLE SEASON) |             |            |              |           |
|---|-------------|------------|--------------|-----------|
| PLAYER  | YEAR        | REC        | YDS          | TDs       |
| 1. <b>TYREEK HILL</b>                               | <b>2023</b> | <b>119</b> | <b>1,799</b> | <b>13</b> |
| <b>TYREEK HILL</b>                                  | <b>2022</b> | <b>119</b> | <b>1,710</b> | <b>7</b>  |
| 3. Jarvis Landry                                    | 2017        | 112        | 987          | 9         |
| 4. Jarvis Landry                                    | 2015        | 110        | 1,157        | 4         |
| 5. Jaylen Waddle                                    | 2021        | 104        | 1,015        | 6         |

- His 215 receiving yards on Sept. 10, 2023 at the L.A. Chargers were 4th-most in Dolphins history:

| MOST RECEIVING YARDS IN A GAME BY A DOLPHINS PLAYER |                |               |            |     |
|---|----------------|---------------|------------|-----|
| PLAYER  | DATE           | OPP.          | REC.       | YDS |
| 1. Brian Hartline                                   | 9/30/12        | at Ari.       |            | 253 |
| 2. Chris Chambers                                   | 12/4/05        | vs. Buf.      |            | 238 |
| 3. Mark Duper                                       | 11/10/85       | vs. NYJ       |            | 217 |
| 4. <b>TYREEK HILL</b>                               | <b>9/10/23</b> | <b>AT LAC</b> | <b>215</b> |     |
| 5. Irving Fryar                                     | 9/4/94         | vs. NE        |            | 211 |

- His 1,710 receiving yards in 2022 were 2nd in the league:

| MOST RECEIVING YARDS (2022) |             |            |              |          |
|-----------------------------|-------------|------------|--------------|----------|
| PLAYER                      | TEAM        | REC        | YDS          | TDs      |
| 1. Justin Jefferson         | Min.        | 128        | 1,809        | 8        |
| 2. <b>TYREEK HILL</b>       | <b>MIA.</b> | <b>119</b> | <b>1,710</b> | <b>7</b> |
| 3. Davante Adams            | LV          | 100        | 1,516        | 14       |
| 4. A.J. Brown               | Phi.        | 88         | 1,496        | 11       |
| 5. Stefon Diggs             | Buf.        | 108        | 1,429        | 11       |

- His 119 receptions in 2022 were 2nd in the league:

| MOST RECEPTIONS (2022) |             |            |              |          |
|------------------------|-------------|------------|--------------|----------|
| PLAYER                 | TEAM        | REC        | YDS          | TDs      |
| 1. Justin Jefferson    | Min.        | 128        | 1,809        | 8        |
| 2. <b>TYREEK HILL</b>  | <b>MIA.</b> | <b>119</b> | <b>1,710</b> | <b>7</b> |
| 3. Travis Kelce        | KC          | 110        | 1,338        | 12       |
| 4. Stefon Diggs        | Buf.        | 108        | 1,429        | 11       |
| 5. CeeDee Lamb         | Dal.        | 107        | 1,359        | 9        |
| Austin Ekeler          | LAC         | 107        | 722          | 5        |

- His 1,710 receiving yards in 2022 were the most in NFL history for a player in his 1st season with a team.

- His 67 TDs in 6 seasons (2016-21) with the Chiefs rank 4th-most in team history:

| MOST TOTAL TDs IN CHIEFS HISTORY |                |          |           |          |
|----------------------------------|----------------|----------|-----------|----------|
| PLAYER                           | YRS            | RUSH     | REC       | RET      |
| 1. Priest Holmes                 | 2001-07        | 76       | 7         | 0        |
| 2. Travis Kelce                  | 2013-23        | 2        | 74        | 1        |
| 3. Tony Gonzalez                 | 1997-08        | 0        | 76        | 0        |
| 4. <b>TYREEK HILL</b>            | <b>2016-21</b> | <b>6</b> | <b>56</b> | <b>5</b> |
| 5. Jamaal Charles                | 2008-16        | 43       | 20        | 1        |

- His 479 receptions in 6 seasons (2016-21) with the Chiefs rank 4th-most in team history:

| MOST RECEPTIONS IN CHIEFS HISTORY |                |            |              |           |  |
|-----------------------------------|----------------|------------|--------------|-----------|--|
| PLAYER                            | YEARS          | REC        | YDS          | TDs       |  |
| 1. Tony Gonzalez                  | 1997-2008      | 916        | 10,940       | 76        |  |
| 2. Travis Kelce                   | 2013-23        | 907        | 11,328       | 74        |  |
| 3. Dwayne Bowe                    | 2007-14        | 532        | 7,155        | 44        |  |
| 4. <b>TYREEK HILL</b>             | <b>2016-21</b> | <b>479</b> | <b>6,630</b> | <b>56</b> |  |
| 5. Henry Marshall                 | 1976-87        | 416        | 6,545        | 33        |  |

- His 6,630 receiving yards in 6 seasons (2016-21) with the Chiefs rank 5th-most in team history:

| MOST RECEIVING YARDS IN CHIEFS HISTORY |                |            |              |           |  |
|--|----------------|------------|--------------|-----------|--|
| PLAYER                                 | YEARS          | REC        | YDS          | TDs       |  |
| 1. Travis Kelce                        | 2013-23        | 907        | 11,328       | 74        |  |
| 2. Tony Gonzalez                       | 1997-2008      | 916        | 10,940       | 76        |  |
| 3. Otis Taylor                         | 1965-75        | 410        | 7,306        | 57        |  |
| 4. Dwayne Bowe                         | 2007-14        | 532        | 7,155        | 44        |  |
| 5. <b>TYREEK HILL</b>                  | <b>2016-21</b> | <b>479</b> | <b>6,630</b> | <b>56</b> |  |

- His 56 receiving TDs in 6 seasons (2016-21) with the Chiefs rank 4th-most in team history:

| MOST RECEIVING TDs IN CHIEFS HISTORY |                |            |              |           |  |
|--------------------------------------|----------------|------------|--------------|-----------|--|
| PLAYER                               | YEARS          | REC        | YDS          | TDs       |  |
| 1. Tony Gonzalez                     | 1997-2008      | 916        | 10,940       | 76        |  |
| 2. Travis Kelce                      | 2013-23        | 907        | 11,328       | 74        |  |
| 3. Otis Taylor                       | 1965-75        | 410        | 7,306        | 57        |  |
| 4. <b>TYREEK HILL</b>                | <b>2016-21</b> | <b>479</b> | <b>6,630</b> | <b>56</b> |  |
| 5. Chris Burford                     | 1960-67        | 391        | 5,505        | 55        |  |

- Owns 2 of the 3 best single-season receiving TD totals in Chiefs history:

| MOST RECEIVING TDs IN CHIEFS HISTORY (SINGLE SEASON) |             |           |              |           |  |
|--|-------------|-----------|--------------|-----------|--|
| PLAYER   | YEAR        | REC       | YDS          | TDs       |  |
| 1. <b>TYREEK HILL</b>                                | <b>2020</b> | <b>87</b> | <b>1,276</b> | <b>15</b> |  |
| Dwayne Bowe  | 2010        | 72        | 1,162        | 15        |  |
| 3. <b>TYREEK HILL</b>                                | <b>2018</b> | <b>87</b> | <b>1,479</b> | <b>12</b> |  |
| Chris Burford  | 1962        | 45        | 645          | 12        |  |
| 5. Travis Kelce                                      | 2022        | 110       | 1,338        | 12        |  |

- His 111 receptions in 2021 were a Chiefs single-season record:

| MOST RECEPTIONS IN CHIEFS HISTORY (SINGLE SEASON) |             |            |              |          |  |
|---|-------------|------------|--------------|----------|--|
| PLAYER  | YEAR        | REC        | YDS          | TDs      |  |
| 1. <b>TYREEK HILL</b>                             | <b>2021</b> | <b>111</b> | <b>1,239</b> | <b>9</b> |  |
| 2. Travis Kelce                                   | 2022        | 110        | 1,338        | 12       |  |
| 3. Travis Kelce                                   | 2020        | 105        | 1,416        | 11       |  |
| 4. Travis Kelce                                   | 2018        | 103        | 1,336        | 10       |  |
| 5. Tony Gonzalez                                  | 2004        | 102        | 1,258        | 7        |  |

- His 269 receiving yards on Nov. 29, 2020 vs. Tampa Bay were the 2nd-most in a single game in Chiefs history and most by any NFL player since Oct. 2, 2016 (Julio Jones).
- His 1,479 receiving yards in 2018 were a Chiefs single-season record:

| MOST RECEIVING YARDS IN CHIEFS HISTORY (SINGLE SEASON) |             |           |              |           |  |
|--|-------------|-----------|--------------|-----------|--|
| PLAYER   | YEAR        | REC       | YDS          | TDs       |  |
| 1. <b>TYREEK HILL</b>                                  | <b>2018</b> | <b>87</b> | <b>1,479</b> | <b>12</b> |  |
| 2. Travis Kelce  | 2020        | 105       | 1,416        | 11        |  |
| 3. Derrick Alexander                                   | 2000        | 78        | 1,391        | 10        |  |
| 4. Carlos Carson                                       | 1983        | 80        | 1,351        | 7         |  |
| 5. Travis Kelce  | 2022        | 110       | 1,338        | 12        |  |

- Is a 2-time team captain (2022-23).

## 2023 (MIAMI):

- Started 16 games.
- Inactive for 1 game.
- 119 receptions for 1,799 yards (15.1 avg.) and 13 TDs.
- 6 carries for 15 yards (2.5 avg.).
- 5 miscellaneous tackles.
- Served as a team captain.
- Broke the franchise record for single-season receiving yards, which he had previously set (1,710) in 2022.
- Tied the franchise record for single-season receptions, which he had previously set (119) in 2022.
- His 1,799 receiving yards made him the 1st Dolphins player to ever lead the league in receiving yards in a full season.

**AT L.A. CHARGERS (9/10):** 11 receptions for 215 yards (19.5 avg.) and 2 TDs.

- His 215 receiving yards were 3rd most by an NFL player in a Week 1 game and 4th most in single-season team history.
- It marked the 10th time in his career (including postseason) he had at least 10+ receptions and 150+ receiving yards in a game.
- Caught a 35-yard TD from QB Tua Tagovailoa in the 3rd quarter.
- Caught the game-winning 4-yard TD from QB Tua Tagovailoa in the 4th quarter.

**VS. N.Y. GIANTS (10/8):** 8 receptions for 181 yards (22.6 avg.) and 1 TD.

- Caught a 64-yard pass from QB Tua Tagovailoa with 14:06 left in the 2nd quarter.
- Caught a 69-yard TD pass from QB Tua Tagovailoa on Miami's 1st possession of the 3rd quarter.

**VS. CAROLINA (10/15):** 6 receptions for 163 yards (27.2 avg.) and 1 TD.

- Caught a 41-yard TD pass from QB Tua Tagovailoa to give Miami a 21-14 halftime lead.
- It marked his 12th career game with at least 150 receiving yards and 1 TD, tying WR Calvin Johnson for the 3rd most such games in a player's 1st 8 seasons in NFL history. They trail Pro Football Hall of Fame wide receivers Lance Alworth (16) and Jerry Rice (14).
- Became 1st player in NFL history to record 4 games of 150+ receiving yards in his team's 1st 6 games of a season.

**VS. NEW ENGLAND (10/29):** 8 receptions for 112 yards (14.0) and 1 TD.

- Caught a 42-yard TD pass from QB Tua Tagovailoa with 0:22 left in the 1st quarter.
- Became the 1st player in the Super Bowl era to surpass 1,000 receiving yards in his team's 1st 8 games.

**AT WASHINGTON (12/3):** 5 receptions for 157 yards (31.4 avg.) and 2 TDs; 2 carries for -4 yards (-2.0 avg.).

- Caught a 78-yard TD pass from QB Tua Tagovailoa on Miami's 1st drive of the game.
- Caught a 60-yard TD pass from QB Tua Tagovailoa in the 2nd quarter.
- Became the 1st player in NFL history with 150+ receiving yards and 1 TD reception in 5 games in

a season.

**AT BALTIMORE (12/31):** 6 receptions for 76 yards (12.7 avg.); 1 carry for 0 yards.

- Broke the franchise record for single-season receiving yards he previously set (1,710 in 2022) with a 9-yard reception in the 2nd quarter.
- Became the 1st player in NFL history to have multiple seasons of 1,700+ receiving yards in a career.
- Joined WR Marvin Harrison as the only players in NFL history with 700+ receptions, 10,000+ receiving yards and 75+ TD receptions in his 1st 8 seasons.

#### POSTSEASON:

**AFC WILD CARD AT KANSAS CITY (1/13):** 5 receptions for 62 yards (12.4 avg.) and 1 TD.

- Caught a 53-yard TD pass from QB Tua Tagovailoa with 14:01 remaining in the 2nd quarter.
- Became the 4th player in NFL history to top 1,200 receiving yards in his 1st 15 career postseason games, joining WR Jerry Rice (1,306), TE Travis Kelce (1,291) and WR Michael Irvin (1,283).

#### PRO BOWL:

- Selected to the Pro Bowl for the 8th time in his career and his 5th as a starter.
- His 8-year Pro Bowl selection streak is the 2nd-longest active streak to begin a career behind Aaron Donald (10).

#### HONORS:

- Unanimous 1st-team All-Pro.
- PFWA All-NFL.
- PFWA All-AFC.
- Recipient of the Dan Marino Team MVP Award.
- AFC Offensive Player of the Month (October).
- No. 7 on the NFL Network Top 100 list.

### 2022 (MIAMI):

- Started all 17 games.
- 119 receptions for 1,710 yards (14.4 avg.) and 7 TDs.
- 7 carries for 32 yards (4.6 avg.) and 1 TD.
- 2 punt returns for -4 yards (-2.0 avg.).
- 1 miscellaneous fumble return TD.
- 4 miscellaneous tackles.
- Served as a team captain.
- Broke the franchise record for single-season receiving yards, which had stood for nearly 40 years (Mark Clayton, 1,389 yards in 1984).
- Broke the franchise record for single-season receptions, which was held by Jarvis Landry (112) since 2017.
- His 1,710 receiving yards were the most in NFL history for a player in his 1st season with a team.

**VS. NEW ENGLAND (9/11):** 8 receptions for 94 yards (11.8 avg.); 1 carry for 6 yards.

- His 94 receiving yards were the most by a Dolphins newcomer in a Week 1 game in franchise history.
- It was the most receiving yards by a Dolphins player in Week 1 since Sept. 9, 2018 (Kenny Stills vs. Ten., 106)

**AT BALTIMORE (9/18):** 11 receptions for 190 yards (17.3 avg.) and 2 TDs.

- Joined WR Jaylen Waddle as the only NFL teammates during the Super Bowl era to total at least 170 receiving yards and 2 receiving TDs in

the same game.

- It was his 4th career game with at least 10 receptions, 150 receiving yards and 2 receiving TDs joining Hall of Fame WR Jerry Rice as the only players in NFL history to accomplish that feat.

- His 190 receiving yards were the most by a Dolphins player in a single game since Sept. 30, 2012 (Brian Hartline, 253).

- Caught a 48-yard TD from QB Tua Tagovailoa in the 4th quarter.

- Caught a 60-yard TD from QB Tua Tagovailoa in the 4th quarter.

**AT CINCINNATI (9/29):** 10 receptions for 160 yards (16.0 avg.).

- Topped 100 receiving yards for the 24th time in his career.

- It marked the 8th time in his career (including postseason) he had at least 10+ receptions and 150+ receiving yards in a game.

**VS. MINNESOTA (10/16):** 12 receptions for 177 yards (14.8 avg.).

- Became 1st player in NFL history to have catch 10+ passes and have 150+ receiving yards in 3 of his team's 1st 6 games of a season.

- Set Dolphins record for most receiving yards (701) through 1st 6 games of a season.

**AT DETROIT (10/30):** 12 receptions for 188 yards (15.7 avg.).

- Topped 160 receiving yards for the 4th time in just 8 games with the Dolphins, moving into 2nd place in team history for most 160+ yard games.

- Joined WR Roy Green (1984) as the only two players in NFL history to have 150+ receiving yards in 4 of his team's 1st 8 games of a season.

**AT CHICAGO (11/6):** 7 receptions for 143 yards (20.4 avg.) and 1 TD.

- Caught a 3-yard TD pass from QB Tua Tagovailoa in the 2nd quarter.

- Topped 1,000 receiving yards for the season, becoming the 1st Dolphins player to do so in 9 games.

- It was the 5th 1,000-yard season of his career.

**AT L.A. CHARGERS (12/11):** 4 receptions for 81 yards (20.3 avg.) and 1 TD.

- Caught a 60-yard TD pass from QB Tua Tagovailoa in the 3rd quarter to bring Miami within 3 points.

- Returned an offensive fumble 57 yards for a TD in the 2nd quarter.

- Broke the franchise record for single-season receiving yards (Mark Clayton, 1,389 yards in 1984) with an 11-yard reception in the 1st quarter.

- Also caught his 100th pass of the season in the game, becoming the 3rd player in Dolphins history to record triple-digit receptions in a season.

**VS. GREEN BAY (12/25):** 4 receptions for 103 yards (25.8 avg.).

- Broke the franchise's single-season receptions record with his final catch of the game, a mark that was held by Jarvis Landry (112) since 2017.

#### POSTSEASON:

**AFC WILD CARD AT BUFFALO (1/15):** 7 receptions for 69 yards (9.9 avg.); 2 carries for 5 yards (2.5 avg.); 2-point conversion reception.

- Became the 6th player in NFL history to total 50+ receiving yards in at least 9 consecutive postseason games.

#### PRO BOWL:

- Selected to the Pro Bowl for the 7th time in his career and his 4th as a starter.
- Became the 2nd WR in NFL history to make the Pro Bowl in each of his 1st 7 seasons (AJ Green).

#### HONORS:

- 1st-team All-Pro.
- PFWA All-NFL.
- PFWA All-AFC.
- Recipient of the Dan Marino Team MVP Award.
- No. 15 on the NFL Network Top 100 list.

### 2021 (KANSAS CITY):

- Played in 17 games with 16 starts.
- 111 receptions for 1,239 yards (11.2 avg.) and 9 TDs.
- 9 carries for 96 yards (10.7 avg.).
- His 111 receptions were a Chiefs single-season record.

**VS. CLEVELAND (9/12):** 11 receptions for 197 yards (17.9 avg.) and 1 TD; 1 carry for 4 yards.

- Caught a 75-yard TD pass from QB Patrick Mahomes to cut Cleveland's lead to 29-27.

**AT PHILADELPHIA (10/3):** 11 receptions for 186 yards (16.9 avg.) and 3 TDs.

- Caught a 6-yard TD pass from QB Patrick Mahomes in the 2nd quarter to give Kansas City a 14-10 lead.
- Caught a 12-yard TD pass from QB Patrick Mahomes in the 4th quarter to give Kansas City a 35-23 lead.
- Caught a 44-yard TD pass from QB Patrick Mahomes to give Kansas City a 42-23 lead in the 4th quarter.

**AT L.A. CHARGERS (12/16):** 12 receptions for 148 yards (12.3 avg.) and 1 TD.

- Caught a 1-yard TD pass from QB Patrick Mahomes to tie the game at 21-21 in the 4th quarter.

#### POSTSEASON:

**AFC WILD CARD VS. PITTSBURGH (1/16):** 5 receptions for 57 yards (11.4 avg.) and 1 TD; 1 punt return for -8 yards.

- Caught a 31-yard TD pass from QB Patrick Mahomes to give Kansas City a 35-7 lead.

**AFC DIVISIONAL VS. BUFFALO (1/23):** 11 receptions for 150 yards (13.6 avg.) and 1 TD; 1 carry for -2 yards; 1 punt return for 45 yards.

- Caught a 64-yard TD pass from QB Patrick Mahomes to give Kansas City a 33-29 lead in the 4th quarter.

**AFC CHAMPIONSHIP VS. CINCINNATI (1/30):** 7 receptions for 78 yards (11.1 avg.) and 1 TD.

- Caught a 10-yard TD pass from QB Patrick Mahomes to give Kansas City a 7-0 lead in the 1st quarter.

#### PRO BOWL:

- Selected to the Pro Bowl for the 6th time in his career and his 3rd as a starter.
- Became the 2nd WR in NFL history to make the Pro Bowl in each of his 1st 6 seasons (AJ Green).

#### HONORS:

- No. 15 on the NFL Network Top 100 list.

### 2020 (KANSAS CITY):

- Started 15 games
- Inactive for 1 game.
- 87 receptions for 1,276 yards (14.7 avg.) and 15 TDs.
- 13 carries for 123 yards (9.5 avg.) and 2 TDs.
- 1 punt return for 0 yards.
- His 15 receiving TDs tied a single-season Chiefs record (Dwayne Bowe, 2010).

**VS. CAROLINA (11/8):** 9 receptions for 113 yards (12.6 avg.) and 2 TDs; 1 carry for 8 yards.

- Caught a 28-yard TD pass from QB Patrick Mahomes in the 4th quarter to give Kansas City a 26-17 lead.
- Caught a 2-yard TD pass from QB Patrick Mahomes to give Kansas City a 33-24 lead in the 4th quarter.

**AT LAS VEGAS (11/22):** 11 receptions for 102 yards (9.3 avg.) and 1 TD; 2 carries for -2 yards (-1.0 avg.).

- Caught a 3-yard TD pass from QB Patrick Mahomes to tie the game at 7-7 in the 1st quarter.

**AT TAMPA BAY (11/29):** 13 receptions for 269 yards (20.7 avg.) and 3 TDs.

- His 269 receiving yards were the most receiving yards in an NFL game since WR Julio Jones had 300 on Oct. 2, 2016 vs. Carolina, and the 2nd-most in a single game in Chiefs history (Stephone Paige, 309, 12/22/85).
- His 203 receiving yards in the 1st quarter made him the 3rd NFL player since 1980 with at least 200 receiving yards in a single quarter and 2nd-most in a 1st quarter (Lee Evans, 205, 11/19/06).
- Caught a 75-yard TD pass from QB Patrick Mahomes to give Kansas City a 10-0 lead in the 1st quarter.
- Caught a 44-yard TD pass from QB Patrick Mahomes to extend Kansas City's lead to 17-0 in the 1st quarter.
- Caught a 20-yard TD pass from QB Patrick Mahomes in the 3rd quarter to give Kansas City a 27-10 lead.

#### POSTSEASON:

**AFC DIVISIONAL VS. CLEVELAND (1/17):** 8 receptions for 110 yards (13.8 avg.); 3 carries for 9 yards (3.0 avg.).

**AFC CHAMPIONSHIP VS. BUFFALO (1/24):** 9 receptions for 172 yards (19.1 avg.).

**SUPER BOWL LV VS. TAMPA BAY (2/7):** 7 receptions for 73 yards (10.4 avg.); 1 carry for 5 yards; 1 punt return for 0 yards.

#### PRO BOWL:

- Selected to the Pro Bowl for the 5th time in his career and his 2nd as a starter.

#### HONORS:

- 1st-team All-Pro.
- AFC Offensive Player of the Week (at Tampa Bay, 11/29).
- PFWA All-AFC.
- No. 22 on the NFL Network Top 100 list.

### 2019 (KANSAS CITY):

- Started 12 games.
- Inactive for 4 games.
- 58 receptions for 860 yards (14.8 avg.) and 7 TDs.

- 8 carries for 23 yards (2.9 avg.).
- 1 punt return for 0 yards.

**VS. HOUSTON (10/13):** 5 receptions for 80 yards (16.0 avg) and 2 TDs.

- Caught a 46-yard TD pass from QB Patrick Mahomes to give Kansas City a 7-0 lead in the 1st quarter.
- Caught a 6-yard pass from QB Patrick Mahomes in the 3rd quarter to give Kansas City a 24-23 lead.

**VS. MINNESOTA (11/3):** 6 receptions for 140 yards (23.3 avg.) and 1 TD; 1 carry for 5 yards.

- Caught a 40-yard TD pass from QB Patrick Mahomes in the 1st quarter to give Kansas City a 7-0 lead.

**AT TENNESSEE (11/10):** 11 receptions for 157 yards (14.3 avg.) and 1 TD; 1 carry for 3 yards.

- Caught an 11-yard TD pass from QB Patrick Mahomes to give Kansas City a 20-13 lead in the 3rd quarter.

**VS. DENVER (12/15):** 5 receptions for 67 yards (13.4 avg.) and 2 TDs; 1 carry for 1 yard.

- Caught a 41-yard TD pass from QB Patrick Mahomes to give Kansas City a 7-0 lead in the 1st quarter.
- Caught a 5-yard TD pass from QB Patrick Mahomes in the 3rd quarter to give Kansas City a 22-3 lead.

#### POSTSEASON:

**AFC DIVISIONAL VS. HOUSTON (1/12):** 3 receptions for 41 yards (13.7 avg.); 1 carry for 4 yards; 1 punt return for 0 yards.

**AFC CHAMPIONSHIP VS. TENNESSEE (1/19):** 5 receptions for 67 yards (13.4 avg.) and 2 TDs; 1 carry for 7 yards; 1 kickoff return for 19 yards.

- Caught an 8-yard TD pass from QB Patrick Mahomes to cut Tennessee's lead to 10-7 in the 1st quarter.
- Caught a 20-yard TD pass from QB Patrick Mahomes to cut Tennessee's lead to 17-14 in the 2nd quarter.

**SUPER BOWL LIV VS. SAN FRANCISCO (2/2):** 9 receptions for 105 yards (11.7 avg.).

#### PRO BOWL:

- Selected to the Pro Bowl for the 4th time in his career.

#### HONORS:

- No. 19 on the NFL Network Top 100 list.

### 2018 (KANSAS CITY):

- Started all 16 games.
- 87 receptions for 1,479 yards (17.0 avg.) and 12 TDs.
- 22 carries for 151 yards (6.9 avg.) and 1 TD.
- 20 punt returns for 213 yards (10.7 avg.) and 1 TD.
- His 1,479 receiving yards were a Chiefs single-season record.
- His 12 receiving TDs were tied for 2nd-most in a single season in Chiefs history at the time.

**AT L.A. CHARGERS (9/9):** 7 receptions for 169 yards (24.1 avg.) and 2 TDs; 2 carries for 4 yards (2.0 avg.); 2 punt returns for 95 yards (47.5 avg.) and 1 TD.

- Returned a punt 91 yards for a TD in the 1st quarter to give Kansas City a 7-0 lead.

- Caught a 58-yard TD pass from QB Patrick Mahomes in the 1st quarter to give Kansas City a 14-3 lead.

- Caught a 1-yard TD pass from QB Patrick Mahomes to give Kansas City a 38-20 lead in the 4th quarter.

**AT NEW ENGLAND (10/14):** 7 receptions for 142 yards (20.3 avg.) and 3 TDs.

- Caught a 14-yard TD pass from QB Patrick Mahomes in the 3rd quarter to cut New England's lead to 27-15.

- Scored on a 1-yard TD pass from QB Patrick Mahomes to give Kansas City a 33-30 advantage.
- Caught a 75-yard TD pass from QB Patrick Mahomes to tie the game at 40-40 in the 4th quarter.

**VS. ARIZONA (11/11):** 7 receptions for 117 yards (16.7 avg.) and 2 TDs; 1 carry for 20 yards; 2 punt returns for 0 yards (0.0 avg.).

- Caught a 37-yard TD pass from QB Patrick Mahomes on Kansas City's opening possession.
- Caught a 14-yard TD pass from QB Patrick Mahomes to give Kansas City a 20-7 lead in the 2nd quarter.

#### POSTSEASON:

**AFC DIVISIONAL VS. INDIANAPOLIS (1/12):** 8 receptions for 72 yards (9.0 avg.); 1 carry for 36 yards and 1 TD; 5 punt returns for 6 yards (1.2 avg.).

- Scored on a 36-yard TD run to give Kansas City a 14-0 lead in the 1st quarter.

**AFC CHAMPIONSHIP VS. NEW ENGLAND (1/20):** 1 reception for 42 yards; 1 punt return for -11 yards.

#### PRO BOWL:

- Selected to start in the Pro Bowl for the 1st time in his career and his 3rd overall Pro Bowl selection.

#### HONORS:

- 1st-team All-Pro.
- No. 40 on the NFL Network Top 100 list.

### 2017 (KANSAS CITY):

- Played in 15 games with 13 starts.
- Inactive for 1 game.
- 75 receptions for 1,183 yards (15.8 avg.) and 7 TDs.
- 17 carries for 59 yards (3.5 avg.).
- 25 punt returns for 204 yards (8.2 avg.) and 1 TD.

**AT NEW ENGLAND (9/7):** 7 receptions for 133 yards (19.0 avg.) and 1 TD; 2 carries for 5 yards (2.5 avg.); 2 punt returns for 7 yards (3.5 avg.).

- Caught a 75-yard TD pass from QB Alex Smith in the 3rd quarter to give Kansas City a 21-17 lead.

**AT HOUSTON (10/8):** 4 receptions for 68 yards (17.0 avg.); 2 punt returns for 75 yards (37.5 avg.) and 1 TD.

- Scored on an 82-yard punt return to give Kansas City a 39-20 lead in the 4th quarter.

**AT OAKLAND (10/19):** 6 receptions for 125 yards (20.8 avg.) and 1 TD; 2 carries for 7 yards (3.5 avg.); 2 punt returns for 13 yards (6.5 avg.).

- Caught a 64-yard TD pass from QB Alex Smith to give Kansas City a 17-14 lead in the 2nd quarter.

**AT N.Y. JETS (12/3):** 4 receptions for 185 yards (30.8 avg.) and 2 TDs; 1 punt return for 24 yards.

- Caught a 79-yard TD pass from QB Alex Smith to tie the game at 24-24 in the 3rd quarter.
- Caught a 40-yard TD pass from QB Alex Smith to give Kansas City a 31-30 lead in the 4th quarter.

#### POSTSEASON:

**AFC WILD CARD VS. TENNESSEE (1/6):** 7 receptions for 87 yards (12.4 avg.); 1 carry for 14 yards; 1 kickoff return for 17 yards; 2 punt returns for 8 yards (4.0 avg.).

#### PRO BOWL:

- Selected to the Pro Bowl as a return specialist for the 2nd time in his career.

#### HONORS:

- No. 36 on the NFL Network Top 100 list.

### 2016 (KANSAS CITY):

- Played in all 16 games with 1 start.
- 61 receptions for 593 yards (9.7 avg.) and 6 TDs.
- 24 carries for 267 yards (11.1 avg.) and 3 TDs.
- 14 kickoff returns for 384 yards (27.4 avg.) and 1 TD.
- 39 punt returns for 592 yards (15.2 avg.) and 2 TDs.

**VS. SAN DIEGO (9/11):** 1 reception for 9 yards and 1 TD; 3 punt returns for 35 yards (11.7 avg.).

- Caught a 9-yard TD pass from QB Alex Smith in the 3rd quarter.
- It was his first NFL reception and TD.
- Made his NFL debut.

**AT DENVER (11/27):** 9 receptions for 52 yards (5.8 avg.) and 1 TD; 1 carry for 3 yards and 1 TD; 1 kickoff return for 86 yards and 1 TD; 2 punt returns for 28 yards (14.0 avg.).

- Returned a kickoff 86 yards for a TD to give Kansas City a 9-0 lead in the 2nd quarter.
- Scored on a 3-yard TD run in the 3rd quarter to give Kansas City a 16-10 lead.
- Caught a 2-yard TD pass from QB Alex Smith to tie the game at 24-24 with 15 seconds left in the 4th quarter.
- He became the first player to record a rushing touchdown, receiving touchdown and a kick return touchdown in a single game since Chicago's Gale Sayers did so against Minnesota on Oct. 17, 1965.

**VS. OAKLAND (12/8):** 6 receptions for 66 yards (11.0 avg.) and 1 TD; 1 carry for 2 yards; 1 kickoff return for 25 yards; 6 punt returns for 99 yards (16.5 avg.) and 1 TD.

- Caught a 36-yard TD pass from QB Alex Smith in the 2nd quarter to give Kansas City a 7-3 lead.
- Returned a punt for a 78-yard TD to give Kansas City a 21-3 lead in the 2nd quarter.

**AT SAN DIEGO (1/1):** 5 receptions for 46 yards (9.2 avg.); 3 carries for 15 yards (5.0 avg.); 1 punt return for 95 yards and 1 TD.

- Returned a punt 95 yards for a TD to give Kansas City a 34-17 lead in the 3rd quarter.

#### POSTSEASON:

**AFC DIVISIONAL VS. PITTSBURGH (1/15):** 4 receptions for 27 yards (6.8 avg.); 3 carries for 18 yards (6.0 avg.); 4 kickoff returns for 72 yards (18.0 avg.).

#### PRO BOWL:

- Selected to the Pro Bowl as a return specialist for the 1st time in his career.

#### HONORS:

- 1st-team All-Pro.
- PFWA All-NFL.
- PFWA All-AFC.
- PFWA All-Rookie.
- Pepsi NFL Rookie of the Week (at San Diego, 1/1).
- AFC Special Teams Player of the Week (at San Diego, 1/1).
- AFC Special Teams Player of the Month (December)
- AFC Special Teams Player of the Week (vs. Oakland, 12/8).
- AFC Offensive Player of the Week (at Denver, 11/27).

### BEFORE THE NFL

#### COLLEGE (WEST ALABAMA):

- 1-year starter (2015).
- Transferred to West Alabama from Oklahoma State following his junior season (2014).
- Transferred to Oklahoma State from Garden City Community College following his sophomore season (2013).

**CAREER (AT WEST ALABAMA):** Played in 11 games; 27 receptions for 444 yards (16.4 avg.) and 3 TDs; 25 carries for 237 yards (9.5 avg.) and 1 TD; 20 kickoff returns for 487 yards (24.4 avg.) and 2 TDs.; 20 punt returns for 257 yards (12.9 avg.) and 2 TDs.

**SENIOR (2015 AT WEST ALABAMA):** Played in 11 games; 27 receptions for 444 yards (16.4 avg.) and 3 TDs; 25 carries for 237 yards (9.5 avg.) and 1 TD; 20 kickoff returns for 487 yards (24.4 avg.) and 2 TDs.; 20 punt returns for 257 yards (12.9 avg.) and 2 TDs.

**JUNIOR (2014 AT OKLAHOMA STATE):** Played in 12 games; 31 receptions for 281 yards (9.1 avg.) and 1 TD; 102 carries for 534 yards (5.2 avg.) and 1 TD; 30 kickoff returns for 740 yards (24.7 avg.) and 2 TDs; 27 punt returns for 256 yards (9.5 avg.) and 1 TD.

- Big-12 Newcomer of the Year.
- 2nd-team All-Big 12 returner.
- Also competed in track and field and was an Indoor All-American in the 200-meter dash.

**SOPHOMORE (2013 AT GARDEN CITY):** 32 receptions for 532 yards (16.6 avg.) and 6 TDs; 101 carries for 659 yards (6.5 avg.) and 5 TDs.

- Also competed in track and field.

**TRUE FRESHMAN (2012 AT GARDEN CITY):** 34 receptions for 661 yards (19.4 avg.) and 5 TDs; 59 carries for 295 yards (5.0 avg.) and 2 TDs.

#### HIGH SCHOOL (COFFEE HS – DOUGLAS, GA.)

- Also competed in track and field and was a state champion sprinter and long jumper.

## OFF THE FIELD

### COMMUNITY:

- Established the Tyreek Hill Family Foundation to empower at-risk youth through education and wellness initiatives including scholarships, mentorship programs and football events.

### 2023:

- Provided holiday gifts for children with the North Miami Beach Police Athletic League, surprising them with holiday cheer at Hard Rock Stadium.

### 2022:

- Hosted his 2nd annual Tyreek Hill Family Foundation Gala to support mental health by benefitting the Intensive Outpatient Program (IOP) at Nicklaus Children's Hospital in Miami.

### TYREEK HILL'S NFL REGULAR SEASON STATS

| YEAR       | TEAM        | GP  | GS  | RECEIVING |       |      |     | RUSHING |     |     |      |
|------------|-------------|-----|-----|-----------|-------|------|-----|---------|-----|-----|------|
|            |             |     |     | REC       | YDS   | AVG  | LG  | TD      | ATT | YDS | AVG  |
| 2016       | KANSAS CITY | 16  | 1   | 61        | 593   | 9.7  | 49  | 6       | 24  | 267 | 11.1 |
| 2017       | KANSAS CITY | 15  | 13  | 75        | 1183  | 15.8 | 79t | 7       | 17  | 59  | 3.5  |
| 2018       | KANSAS CITY | 16  | 16  | 87        | 1479  | 17.0 | 75t | 12      | 22  | 151 | 6.9  |
| 2019       | KANSAS CITY | 12  | 12  | 58        | 860   | 14.8 | 57t | 7       | 8   | 23  | 2.9  |
| 2020       | KANSAS CITY | 15  | 15  | 87        | 1276  | 14.7 | 75t | 15      | 13  | 123 | 9.5  |
| 2021       | KANSAS CITY | 17  | 16  | 111       | 1239  | 11.2 | 75t | 9       | 9   | 96  | 10.7 |
| 2022       | MIAMI       | 17  | 17  | 119       | 1710  | 14.4 | 64  | 7       | 7   | 32  | 4.6  |
| 2023       | MIAMI       | 16  | 16  | 119       | 1799  | 15.1 | 78t | 13      | 6   | 15  | 2.5  |
| NFL TOTALS |             | 124 | 106 | 717       | 10139 | 14.1 | 79t | 76      | 106 | 766 | 7.2  |

### TYREEK HILL'S NFL REGULAR SEASON RETURNING STATS

| YEAR       | TEAM        | KICKOFF RETURN |     |      |     |    | PUNT RETURN |    |      |      |     |
|------------|-------------|----------------|-----|------|-----|----|-------------|----|------|------|-----|
|            |             | KR             | YDS | AVG  | LG  | TD | PR          | FC | YDS  | AVG  | LG  |
| 2016       | KANSAS CITY | 14             | 384 | 27.4 | 86t | 1  | 39          | 8  | 592  | 15.2 | 95t |
| 2017       | KANSAS CITY | 0              | 0   | 0.0  | -   | 0  | 25          | 9  | 204  | 8.2  | 82t |
| 2018       | KANSAS CITY | 0              | 0   | 0.0  | -   | 0  | 20          | 3  | 213  | 10.7 | 91t |
| 2019       | KANSAS CITY | 0              | 0   | 0.0  | -   | 0  | 1           | 0  | 0    | 0.0  | 0   |
| 2020       | KANSAS CITY | 0              | 0   | 0.0  | -   | 0  | 1           | 1  | 0    | 0.0  | 0   |
| 2021       | KANSAS CITY | 0              | 0   | 0.0  | -   | 0  | 0           | 0  | 0    | 0.0  | -   |
| 2022       | MIAMI       | 0              | 0   | 0.0  | -   | 0  | 2           | 2  | -4   | -2.0 | -2  |
| 2023       | MIAMI       | 0              | 0   | 0.0  | -   | 0  | 0           | 0  | 0    | 0.0  | -   |
| NFL TOTALS |             | 14             | 384 | 27.4 | 86t | 1  | 88          | 23 | 1005 | 11.4 | 95t |

### TYREEK HILL'S NFL PLAYOFF STATS

| YEAR           | TEAM        | GP | GS | RECEIVING |      |      |     | RUSHING |     |     |      |
|----------------|-------------|----|----|-----------|------|------|-----|---------|-----|-----|------|
|                |             |    |    | REC       | YDS  | AVG  | LG  | TD      | ATT | YDS | AVG  |
| 2016           | KANSAS CITY | 1  | 0  | 4         | 27   | 6.8  | 9   | 0       | 3   | 18  | 6.0  |
| 2017           | KANSAS CITY | 1  | 1  | 7         | 87   | 12.4 | 45  | 0       | 1   | 14  | 14.0 |
| 2018           | KANSAS CITY | 2  | 2  | 9         | 114  | 12.7 | 42  | 0       | 1   | 36  | 36.0 |
| 2019           | KANSAS CITY | 3  | 3  | 17        | 213  | 12.5 | 44  | 2       | 2   | 11  | 5.5  |
| 2020           | KANSAS CITY | 3  | 3  | 24        | 355  | 14.8 | 71  | 0       | 4   | 14  | 3.5  |
| 2021           | KANSAS CITY | 3  | 3  | 23        | 285  | 12.4 | 64t | 3       | 1   | -2  | -2.0 |
| 2022           | MIAMI       | 1  | 1  | 7         | 69   | 9.9  | 19  | 0       | 2   | 5   | 2.5  |
| 2023           | MIAMI       | 1  | 1  | 5         | 62   | 12.4 | 53t | 1       | 0   | 0   | 0.0  |
| PLAYOFF TOTALS |             | 15 | 14 | 96        | 1212 | 12.6 | 71  | 6       | 14  | 96  | 6.9  |

### TYREEK HILL'S NFL PLAYOFF RETURNING STATS

| YEAR           | TEAM        | KICKOFF RETURN |     |      |    |    | PUNT RETURN |    |     |      |    |
|----------------|-------------|----------------|-----|------|----|----|-------------|----|-----|------|----|
|                |             | KR             | YDS | AVG  | LG | TD | PR          | FC | YDS | AVG  | LG |
| 2016           | KANSAS CITY | 4              | 72  | 18.0 | 21 | 0  | 0           | 0  | 0   | 0.0  | -  |
| 2017           | KANSAS CITY | 1              | 17  | 17.0 | 17 | 0  | 2           | 0  | 8   | 4.0  | 8  |
| 2018           | KANSAS CITY | 0              | 0   | 0.0  | -  | 0  | 6           | 2  | -5  | -0.8 | 4  |
| 2019           | KANSAS CITY | 1              | 19  | 19.0 | 19 | 0  | 1           | 1  | 0   | 0.0  | 0  |
| 2020           | KANSAS CITY | 0              | 0   | 0.0  | -  | 0  | 1           | 0  | 0   | 0.0  | 0  |
| 2021           | KANSAS CITY | 0              | 0   | 0.0  | -  | 0  | 2           | 0  | 37  | 18.5 | 45 |
| 2022           | MIAMI       | 0              | 0   | 0.0  | -  | 0  | 0           | 0  | 0   | 0.0  | -  |
| 2023           | MIAMI       | 0              | 0   | 0.0  | -  | 0  | 0           | 0  | 0   | 0.0  | -  |
| PLAYOFF TOTALS |             | 6              | 108 | 18.0 | 21 | 0  | 12          | 3  | 40  | 3.3  | 45 |



## ADDITIONAL STATS

**Special Teams Tackles:** (Kansas City) 6 in 2016.  
**Miscellaneous Tackles:** (Kansas City) 1 in 2016, 1 in 2017, 1 in 2018, 1 in 2019, 1 in 2020, 2 in 2021, (Miami) 4 in 2022, 5 in 2023 for total of 16 (P-4).  
**Miscellaneous Fumble Recoveries:** (Kansas City) 2 in 2016, 2 in 2017, 2 in 2018, 1 in 2021, (Miami) 1 in 2022 for total of 8.  
**Miscellaneous Touchdowns:** (Miami) 57-yard fumble return at L.A. Chargers (12/11/22).  
**2-Point Conversions:** (P-1).

## SINGLE-GAME CAREER HIGHS

**Receptions:** 13 at Tampa Bay, 11/29/20  
**Receiving Yards:** 269 at Tampa Bay, 11/29/20  
**Longest Reception:** 79t at N.Y. Jets, 12/3/17  
**Receiving TDs:** 3 3 times, last: at Philadelphia, 10/3/21  
**Rushes:** 6 vs. Denver, 12/25/16  
**Rushing Yards:** 95 vs. Denver, 12/25/16  
**Longest Rush:** 70t vs. Denver, 12/25/16  
**Rushing TDs:** 1 7 times, last: at Miami, 12/13/20  
**Kickoff Returns:** 4 vs. Pittsburgh, 1/15/17\*  
**Kickoff Return Yards:** 86 at Denver, 11/27/16  
**Longest Kickoff Return:** 86t vs. Denver, 12/25/16  
**Kickoff Return TDs:** 1 vs. Denver, 12/25/16  
**Punt Returns:** 6 vs. Oakland, 12/8/16  
**Punt Return Yards:** 99 vs. Oakland, 12/8/16  
**Longest Punt Return:** 95t at San Diego, 1/11/17  
**Punt Return TDs:** 1 4 times, last: at L.A. Chargers, 9/9/18

\* AFC Divisional game

## 100-YARD RECEIVING GAMES (37)

| DATE     | OPPONENT         | REC | YDS | AVG  | LG  | TD |
|----------|------------------|-----|-----|------|-----|----|
| 9/7/17   | at New England   | 7   | 133 | 19.0 | 75t | 1  |
| 10/19/17 | at Oakland       | 6   | 125 | 20.8 | 64t | 1  |
| 12/3/17  | at N.Y. Jets     | 6   | 185 | 30.8 | 79t | 2  |
| 12/24/17 | MIAMI            | 6   | 109 | 18.2 | 52  | 0  |
| 9/9/18   | at L.A. Chargers | 7   | 169 | 24.1 | 58t | 2  |
| 10/14/18 | at New England   | 7   | 142 | 20.3 | 75t | 3  |
| 11/11/18 | ARIZONA          | 7   | 117 | 16.7 | 38  | 2  |
| 11/19/18 | at L.A. Rams     | 10  | 215 | 21.5 | 73t | 2  |
| 12/9/18  | BALTIMORE        | 8   | 139 | 17.4 | 48  | 0  |
| 12/30/18 | OAKLAND          | 5   | 101 | 20.2 | 67t | 1  |
| 11/3/19  | MINNESOTA        | 6   | 140 | 23.3 | 41  | 1  |
| 11/10/19 | at Tennessee     | 11  | 157 | 14.3 | 39  | 1  |
| 2/2/20   | SAN FRANCISCO*   | 9   | 105 | 11.7 | 44  | 0  |
| 11/8/20  | CAROLINA         | 9   | 113 | 12.6 | 28t | 2  |
| 11/22/20 | at Las Vegas     | 11  | 102 | 9.3  | 15  | 1  |
| 11/29/20 | at Tampa Bay     | 13  | 269 | 20.7 | 75t | 3  |
| 1/17/21  | CLEVELAND***     | 8   | 110 | 13.8 | 26  | 0  |
| 1/24/21  | BUFFALO**        | 9   | 172 | 19.1 | 71  | 0  |
| 9/12/21  | CLEVELAND        | 11  | 197 | 17.9 | 75t | 1  |
| 10/3/21  | at Philadelphia  | 11  | 186 | 16.9 | 44t | 3  |
| 12/16/21 | at L.A. Chargers | 12  | 148 | 12.3 | 40  | 1  |
| 1/23/22  | BUFFALO***       | 11  | 150 | 13.6 | 64t | 1  |
| 9/18/22  | at Baltimore     | 11  | 190 | 17.3 | 60  | 2  |
| 9/29/22  | at Cincinnati    | 10  | 160 | 16.0 | 64  | 0  |
| 10/16/22 | MINNESOTA        | 12  | 177 | 14.8 | 28  | 0  |
| 10/30/22 | at Detroit       | 12  | 188 | 15.7 | 42  | 0  |
| 11/6/22  | at Chicago       | 7   | 143 | 20.4 | 39  | 1  |
| 12/4/22  | at San Francisco | 9   | 146 | 16.2 | 45t | 1  |
| 12/25/22 | GREEN BAY        | 4   | 103 | 25.8 | 52  | 0  |
| 9/10/23  | at L.A. Chargers | 11  | 215 | 19.5 | 47  | 2  |
| 9/24/23  | DENVER           | 9   | 157 | 17.4 | 54t | 1  |
| 10/8/23  | N.Y. GIANTS      | 8   | 181 | 22.6 | 69t | 1  |
| 10/15/23 | CAROLINA         | 6   | 163 | 27.2 | 47  | 1  |
| 10/29/23 | NEW ENGLAND      | 8   | 112 | 14.0 | 42t | 1  |
| 11/19/23 | LAS VEGAS        | 10  | 146 | 14.6 | 38t | 1  |
| 11/24/23 | at N.Y. Jets     | 9   | 102 | 11.3 | 35  | 1  |
| 12/3/23  | at Washington    | 5   | 157 | 31.7 | 78t | 1  |

\* Super Bowl LIV

\*\* AFC Championship

\*\*\* AFC Divisional game

## 2016 GAME-BY-GAME STATS (KANSAS CITY)

| DATE        | OPPONENT        | P/S  | REC | YDS | AVG  | LG  | TD |
|-------------|-----------------|------|-----|-----|------|-----|----|
| 09/11       | SAN DIEGO       | 1/0  | 1   | 9   | 9.0  | 9t  | 1  |
| 09/18       | at Houston      | 1/0  | 2   | 8   | 4.0  | 5   | 0  |
| 09/25       | N.Y. JETS       | 1/0  | 3   | 26  | 8.7  | 13  | 0  |
| 10/02       | at Pittsburgh   | 1/0  | 5   | 24  | 4.8  | 10t | 1  |
| 10/16       | at Oakland      | 1/0  | 2   | 20  | 10.0 | 12  | 0  |
| 10/23       | NEW ORLEANS     | 1/0  | 1   | 38  | 38.0 | 38t | 1  |
| 10/30       | at Indianapolis | 1/0  | 5   | 98  | 19.6 | 49  | 1  |
| 11/06       | JACKSONVILLE    | 1/0  | 3   | 11  | 3.7  | 5   | 0  |
| 11/13       | at Carolina     | 1/0  | 10  | 89  | 8.9  | 27  | 0  |
| 11/20       | TAMPA BAY       | 1/0  | 4   | 53  | 13.3 | 42  | 0  |
| 11/27       | at Denver       | 1/0  | 9   | 52  | 5.8  | 11  | 1  |
| 12/04       | at Atlanta      | 1/1  | 5   | 53  | 10.6 | 25  | 0  |
| 12/08       | OAKLAND         | 1/0  | 6   | 66  | 11.0 | 36t | 1  |
| 12/18       | TENNESSEE       | 1/0  | 0   | 0   | 0.0  | -   | 0  |
| 12/25       | DENVER          | 1/0  | 0   | 0   | 0.0  | -   | 0  |
| 01/01       | at San Diego    | 1/0  | 5   | 46  | 9.2  | 20  | 0  |
| 2016 TOTALS |                 | 16/1 | 61  | 593 | 9.7  | 9t  | 6  |

| DATE  | OPPONENT    | P/S | REC | YDS | AVG | LG | TD |
|-------|-------------|-----|-----|-----|-----|----|----|
| 01/15 | PITTSBURGH* | 1/0 | 4   | 27  | 6.8 | 9  | 0  |

\* AFC Divisional game

## 2017 GAME-BY-GAME STATS (KANSAS CITY)

| DATE               | OPPONENT         | P/S | REC          | YDS       | AVG         | LG          | TD           |
|--------------------|------------------|-----|--------------|-----------|-------------|-------------|--------------|
| 09/07              | at New England   | 1/0 | 7            | 133       | 19.0        | 75t         | 1            |
| 09/17              | PHILADELPHIA     | 1/1 | 4            | 43        | 10.8        | 18          | 0            |
| 09/24              | at L.A. Chargers | 1/1 | 5            | 77        | 15.4        | 30t         | 1            |
| 10/02              | WASHINGTON       | 1/1 | 5            | 35        | 7.0         | 12          | 0            |
| 10/08              | at Houston       | 1/1 | 4            | 68        | 17.0        | 38          | 0            |
| 10/15              | PITTSBURGH       | 1/1 | 5            | 34        | 6.8         | 10          | 0            |
| 10/19              | at Oakland       | 1/0 | 6            | 125       | 20.8        | 64t         | 1            |
| 10/30              | DENVER           | 1/1 | 2            | 38        | 19.0        | 25          | 0            |
| 11/05              | at Dallas        | 1/1 | 2            | 64        | 32.0        | 56t         | 1            |
| 11/19              | at N.Y. Giants   | 1/1 | 7            | 68        | 9.7         | 38          | 0            |
| 11/26              | BUFFALO          | 1/1 | 7            | 41        | 5.9         | 11          | 0            |
| 12/03              | at N.Y. Jets     | 1/1 | 6            | 185       | 30.8        | 79t         | 2            |
| 12/10              | OAKLAND          | 1/1 | 4            | 75        | 18.8        | 44          | 0            |
| 12/16              | L.A. CHARGERS    | 1/1 | 5            | 88        | 17.6        | 64t         | 1            |
| 12/24              | MIAMI            | 1/1 | 6            | 109       | 18.2        | 52          | 0            |
| 12/31              | at Denver        |     |              |           |             |             |              |
| <b>2017 TOTALS</b> |                  |     | <b>15/13</b> | <b>75</b> | <b>1183</b> | <b>15.8</b> | <b>79t 7</b> |

| DATE  | OPPONENT   | P/S | REC | YDS | AVG  | LG | TD |
|-------|------------|-----|-----|-----|------|----|----|
| 01/06 | TENNESSEE* | 1/1 | 7   | 87  | 12.4 | 45 | 0  |

\* AFC Wild Card game

## 2018 GAME-BY-GAME STATS (KANSAS CITY)

| DATE               | OPPONENT         | P/S | REC          | YDS       | AVG         | LG          | TD            |
|--------------------|------------------|-----|--------------|-----------|-------------|-------------|---------------|
| 09/09              | at L.A. Chargers | 1/1 | 7            | 169       | 24.1        | 58t         | 2             |
| 09/16              | at Pittsburgh    | 1/1 | 5            | 90        | 18.0        | 36          | 1             |
| 09/23              | SAN FRANCISCO    | 1/1 | 2            | 51        | 25.5        | 42          | 0             |
| 10/01              | at Denver        | 1/1 | 9            | 54        | 6.0         | 15          | 0             |
| 10/07              | JACKSONVILLE     | 1/1 | 4            | 61        | 15.3        | 36          | 0             |
| 10/14              | at New England   | 1/1 | 7            | 142       | 20.3        | 75t         | 3             |
| 10/21              | CINCINNATI       | 1/1 | 7            | 68        | 9.7         | 27          | 1             |
| 10/28              | DENVER           | 1/1 | 3            | 70        | 23.3        | 40          | 0             |
| 11/04              | at Cleveland     | 1/1 | 4            | 69        | 17.3        | 40          | 0             |
| 11/11              | ARIZONA          | 1/1 | 7            | 117       | 16.7        | 38          | 2             |
| 11/19              | at L.A. Rams     | 1/1 | 10           | 215       | 21.5        | 73t         | 2             |
| 12/02              | at Oakland       | 1/1 | 1            | 13        | 13.0        | 13          | 0             |
| 12/09              | BALTIMORE        | 1/1 | 8            | 139       | 17.4        | 48          | 0             |
| 12/13              | L.A. CHARGERS    | 1/1 | 4            | 46        | 11.5        | 33          | 0             |
| 12/23              | at Seattle       | 1/1 | 4            | 74        | 18.5        | 32          | 0             |
| 12/30              | OAKLAND          | 1/1 | 5            | 101       | 20.2        | 67t         | 1             |
| <b>2018 TOTALS</b> |                  |     | <b>16/16</b> | <b>87</b> | <b>1479</b> | <b>17.0</b> | <b>75t 12</b> |

| DATE                  | OPPONENT      | P/S | REC        | YDS      | AVG        | LG          | TD          |
|-----------------------|---------------|-----|------------|----------|------------|-------------|-------------|
| 01/12                 | INDIANAPOLIS* | 1/1 | 8          | 72       | 9.0        | 17          | 0           |
| 01/20                 | NEW ENGLAND** | 1/1 | 1          | 42       | 42.0       | 42          | 0           |
| <b>PLAYOFF TOTALS</b> |               |     | <b>2/2</b> | <b>9</b> | <b>114</b> | <b>12.7</b> | <b>42 0</b> |

\* AFC Divisional game

\*\* AFC Championship

## 2019 GAME-BY-GAME STATS (KANSAS CITY)

| DATE               | OPPONENT         | P/S | REC          | YDS       | AVG        | LG          | TD           |
|--------------------|------------------|-----|--------------|-----------|------------|-------------|--------------|
| 09/08              | at Jacksonville  | 1/1 | 2            | 16        | 8.0        | 8           | 0            |
| 09/15              | at Oakland       |     |              |           |            |             |              |
| 09/22              | BALTIMORE        |     |              |           |            |             |              |
| 09/29              | at Detroit       |     |              |           |            |             |              |
| 10/06              | INDIANAPOLIS     |     |              |           |            |             |              |
| 10/13              | HOUSTON          | 1/1 | 5            | 80        | 16.0       | 46t         | 2            |
| 10/17              | at Denver        | 1/1 | 3            | 74        | 24.7       | 57t         | 1            |
| 10/27              | GREEN BAY        | 1/1 | 6            | 76        | 12.7       | 21          | 0            |
| 11/03              | MINNESOTA        | 1/1 | 6            | 140       | 23.3       | 41          | 1            |
| 11/10              | at Tennessee     | 1/1 | 11           | 157       | 14.3       | 39          | 1            |
| 11/18              | at L.A. Chargers | 1/1 | 0            | 0         | 0.0        | -           | 0            |
| 12/01              | OAKLAND          | 1/1 | 5            | 55        | 11.0       | 17          | 0            |
| 12/08              | at New England   | 1/1 | 6            | 62        | 10.3       | 21          | 0            |
| 12/15              | DENVER           | 1/1 | 5            | 67        | 13.4       | 41t         | 2            |
| 12/22              | at Chicago       | 1/1 | 5            | 72        | 14.4       | 19          | 0            |
| 12/29              | L.A. CHARGERS    | 1/1 | 4            | 61        | 15.3       | 47          | 0            |
| <b>2019 TOTALS</b> |                  |     | <b>12/12</b> | <b>58</b> | <b>860</b> | <b>14.8</b> | <b>57t 7</b> |

| DATE                  | OPPONENT         | P/S | REC        | YDS       | AVG        | LG          | TD          |
|-----------------------|------------------|-----|------------|-----------|------------|-------------|-------------|
| 01/12                 | HOUSTON*         | 1/1 | 3          | 41        | 13.7       | 20          | 0           |
| 01/19                 | TENNESSEE**      | 1/1 | 5          | 67        | 13.4       | 26          | 2           |
| 02/02                 | SAN FRANCISCO*** | 1/1 | 9          | 105       | 11.7       | 44          | 0           |
| <b>PLAYOFF TOTALS</b> |                  |     | <b>3/3</b> | <b>17</b> | <b>213</b> | <b>12.5</b> | <b>44 2</b> |

\* AFC Divisional game

\*\* AFC Championship

\*\*\* Super Bowl LIV

## 2020 GAME-BY-GAME STATS (KANSAS CITY)

| DATE               | OPPONENT         | P/S | REC          | YDS       | AVG         | LG          | TD            |
|--------------------|------------------|-----|--------------|-----------|-------------|-------------|---------------|
| 09/10              | HOUSTON          | 1/1 | 5            | 46        | 9.2         | 15          | 1             |
| 09/20              | at L.A. Chargers | 1/1 | 5            | 99        | 19.8        | 54t         | 1             |
| 09/28              | at Baltimore     | 1/1 | 5            | 77        | 15.4        | 33          | 1             |
| 10/05              | NEW ENGLAND      | 1/1 | 4            | 64        | 16.0        | 22          | 1             |
| 10/11              | LAS VEGAS        | 1/1 | 3            | 78        | 26.0        | 37          | 0             |
| 10/19              | at Buffalo       | 1/1 | 3            | 20        | 6.7         | 8           | 0             |
| 10/25              | at Denver        | 1/1 | 6            | 55        | 9.2         | 15          | 1             |
| 11/01              | N.Y. JETS        | 1/1 | 4            | 98        | 24.5        | 41t         | 2             |
| 11/08              | CAROLINA         | 1/1 | 9            | 113       | 12.6        | 28t         | 2             |
| 11/22              | at Las Vegas     | 1/1 | 11           | 102       | 9.3         | 15          | 1             |
| 11/29              | at Tampa Bay     | 1/1 | 13           | 269       | 20.7        | 75t         | 3             |
| 12/06              | DENVER           | 1/1 | 6            | 58        | 9.7         | 30          | 0             |
| 12/13              | at Miami         | 1/1 | 3            | 79        | 26.3        | 44t         | 1             |
| 12/20              | at New Orleans   | 1/1 | 6            | 53        | 8.8         | 19          | 1             |
| 12/27              | ATLANTA          | 1/1 | 4            | 65        | 16.3        | 31          | 0             |
| 01/03              | L.A. CHARGERS    |     |              |           |             |             |               |
| <b>2020 TOTALS</b> |                  |     | <b>15/15</b> | <b>87</b> | <b>1276</b> | <b>14.7</b> | <b>75t 15</b> |

| DATE                  | OPPONENT        | P/S | REC        | YDS       | AVG        | LG          | TD          |
|-----------------------|-----------------|-----|------------|-----------|------------|-------------|-------------|
| 01/17                 | CLEVELAND*      | 1/1 | 8          | 110       | 13.8       | 26          | 0           |
| 01/24                 | BUFFALO**       | 1/1 | 9          | 172       | 19.1       | 71          | 0           |
| 02/07                 | at Tampa Bay*** | 1/1 | 7          | 73        | 10.4       | 23          | 0           |
| <b>PLAYOFF TOTALS</b> |                 |     | <b>3/3</b> | <b>24</b> | <b>355</b> | <b>14.8</b> | <b>71 0</b> |

\* AFC Divisional game

\*\* AFC Championship

\*\*\* Super Bowl LV

2021 GAME-BY-GAME STATS (KANSAS CITY)

| DATE        | OPPONENT         | P/S   | REC | YDS  | AVG  | LG  | TD |
|-------------|------------------|-------|-----|------|------|-----|----|
| 09/12       | CLEVELAND        | 1/1   | 11  | 197  | 17.9 | 75t | 1  |
| 09/19       | at Baltimore     | 1/1   | 3   | 14   | 4.7  | 7   | 0  |
| 09/26       | L.A. CHARGERS    | 1/1   | 5   | 56   | 11.2 | 18  | 0  |
| 10/03       | at Philadelphia  | 1/1   | 11  | 186  | 16.9 | 44t | 3  |
| 10/10       | BUFFALO          | 1/1   | 7   | 63   | 9.0  | 17  | 0  |
| 10/17       | at Washington    | 1/1   | 9   | 76   | 8.4  | 19  | 1  |
| 10/24       | at Tennessee     | 1/1   | 6   | 49   | 8.2  | 17  | 0  |
| 11/01       | N.Y. GIANTS      | 1/1   | 12  | 94   | 7.8  | 15  | 1  |
| 11/07       | GREEN BAY        | 1/1   | 4   | 37   | 9.3  | 13  | 0  |
| 11/14       | at Las Vegas     | 1/1   | 7   | 83   | 11.9 | 32  | 2  |
| 11/21       | DALLAS           | 1/1   | 9   | 77   | 8.6  | 23  | 0  |
| 12/05       | DENVER           | 1/1   | 2   | 22   | 11.0 | 13  | 0  |
| 12/12       | LAS VEGAS        | 1/1   | 4   | 76   | 19.0 | 38  | 0  |
| 12/16       | at L.A. Chargers | 1/1   | 12  | 148  | 12.3 | 40  | 1  |
| 12/26       | PITTSBURGH       | 1/1   | 2   | 19   | 9.5  | 10  | 0  |
| 01/02       | at Cincinnati    | 1/1   | 6   | 40   | 6.7  | 17  | 0  |
| 01/08       | at Denver        | 1/0   | 1   | 2    | 2.0  | 2   | 0  |
| 2021 TOTALS |                  | 17/16 | 111 | 1239 | 11.2 | 75t | 9  |

| DATE           | OPPONENT      | P/S | REC | YDS | AVG  | LG  | TD |
|----------------|---------------|-----|-----|-----|------|-----|----|
| 01/16          | PITTSBURGH*   | 1/1 | 5   | 57  | 11.4 | 31t | 1  |
| 01/23          | BUFFALO**     | 1/1 | 11  | 150 | 13.6 | 64t | 1  |
| 01/30          | CINCINNATI*** | 1/1 | 7   | 78  | 11.1 | 33  | 1  |
| PLAYOFF TOTALS |               | 3/3 | 23  | 285 | 12.4 | 64t | 3  |

\* AFC Wild Card game  
\*\* AFC Divisional game  
\*\*\* AFC Championship

2023 GAME-BY-GAME STATS (MIAMI)

| DATE        | OPPONENT         | P/S   | REC      | YDS  | AVG  | LG  | TD |
|-------------|------------------|-------|----------|------|------|-----|----|
| 09/10       | at L.A. Chargers | 1/1   | 11       | 215  | 19.5 | 47  | 2  |
| 09/17       | at New England   | 1/1   | 5        | 40   | 8.0  | 15  | 1  |
| 09/24       | DENVER           | 1/1   | 9        | 157  | 17.4 | 54t | 1  |
| 10/01       | at Buffalo       | 1/1   | 3        | 58   | 19.3 | 20  | 0  |
| 10/08       | N.Y. GIANTS      | 1/1   | 8        | 181  | 22.6 | 69t | 1  |
| 10/15       | CAROLINA         | 1/1   | 6        | 163  | 27.2 | 47  | 1  |
| 10/22       | at Philadelphia  | 1/1   | 11       | 88   | 8.0  | 27t | 1  |
| 10/29       | NEW ENGLAND      | 1/1   | 8        | 112  | 14.0 | 42t | 1  |
| 11/05       | at Kansas City   | 1/1   | 8        | 62   | 7.8  | 19  | 0  |
| 11/19       | LAS VEGAS        | 1/1   | 10       | 146  | 14.6 | 38t | 1  |
| 11/24       | at N.Y. Jets     | 1/1   | 9        | 102  | 11.3 | 35  | 1  |
| 12/03       | at Washington    | 1/1   | 5        | 157  | 31.4 | 78t | 2  |
| 12/11       | TENNESSEE        | 1/1   | 4        | 61   | 15.3 | 25  | 0  |
| 12/17       | N.Y. JETS        |       | INACTIVE |      |      |     |    |
| 12/24       | DALLAS           | 1/1   | 9        | 99   | 11.0 | 20  | 0  |
| 12/31       | at Baltimore     | 1/1   | 6        | 76   | 12.7 | 25  | 0  |
| 01/07       | BUFFALO          | 1/1   | 7        | 82   | 11.7 | 23  | 1  |
| 2023 TOTALS |                  | 16/16 | 119      | 1799 | 15.1 | 78t | 13 |

| DATE  | OPPONENT        | P/S | REC | YDS | AVG  | LG  | TD |
|-------|-----------------|-----|-----|-----|------|-----|----|
| 01/13 | at Kansas City* | 1/1 | 5   | 62  | 12.4 | 53t | 1  |

\* AFC Wild Card game

2022 GAME-BY-GAME STATS (MIAMI)

| DATE        | OPPONENT         | P/S   | REC | YDS  | AVG  | LG  | TD |
|-------------|------------------|-------|-----|------|------|-----|----|
| 09/11       | NEW ENGLAND      | 1/1   | 8   | 94   | 11.8 | 26  | 0  |
| 09/18       | at Baltimore     | 1/1   | 11  | 190  | 17.3 | 60t | 2  |
| 09/25       | BUFFALO          | 1/1   | 2   | 33   | 16.5 | 22  | 0  |
| 09/29       | at Cincinnati    | 1/1   | 10  | 160  | 16.0 | 64  | 0  |
| 10/09       | at N.Y. Jets     | 1/1   | 7   | 47   | 6.7  | 13  | 0  |
| 10/16       | MINNESOTA        | 1/1   | 12  | 177  | 14.8 | 28  | 0  |
| 10/23       | PITTSBURGH       | 1/1   | 7   | 72   | 10.3 | 21  | 0  |
| 10/30       | at Detroit       | 1/1   | 12  | 188  | 15.7 | 42  | 0  |
| 11/06       | at Chicago       | 1/1   | 7   | 143  | 20.4 | 39  | 1  |
| 11/13       | CLEVELAND        | 1/1   | 5   | 44   | 8.8  | 20  | 1  |
| 11/27       | HOUSTON          | 1/1   | 6   | 85   | 14.2 | 29  | 0  |
| 12/04       | at San Francisco | 1/1   | 9   | 146  | 16.2 | 45t | 1  |
| 12/11       | at L.A. Chargers | 1/1   | 4   | 81   | 20.3 | 60t | 1  |
| 12/17       | at Buffalo       | 1/1   | 9   | 69   | 7.7  | 20t | 1  |
| 12/25       | GREEN BAY        | 1/1   | 4   | 103  | 25.8 | 52  | 0  |
| 01/01       | at New England   | 1/1   | 4   | 55   | 13.8 | 19  | 0  |
| 01/08       | N.Y. JETS        | 1/1   | 2   | 23   | 11.5 | 15  | 0  |
| 2022 TOTALS |                  | 17/17 | 119 | 1710 | 14.4 | 64  | 7  |

| DATE  | OPPONENT    | P/S | ATT | YDS | AVG | LG | TD |
|-------|-------------|-----|-----|-----|-----|----|----|
| 01/15 | at Buffalo* | 1/1 | 7   | 69  | 9.9 | 19 | 0  |

\* AFC Wild Card game



## NFL CAREER

### TRANSACTIONS:

- 2nd-round pick (36th overall) by Miami in the 2021 NFL Draft.

### CAREER HONORS:

- 2023 PFWA All-AFC.
- 2021 PFWA All-Rookie Team
- NFL Way to Play Award (vs. Atlanta, 10/24/21)

### CAREER HIGHLIGHTS:

- Played in 45 career games with 42 starts.
- 234 tackles (174 solo), 4.0 sacks, 5 interceptions, 21 passes defended, 4 forced fumbles and 4 fumble recoveries; 1 interception returned for a TD.
- 16 punt returns for 110 yards (6.9 avg.).
- 5 special teams tackles (3 solo).
- Started 1 postseason game.
- Is a 2-time team captain (2022-23).

### 2023 (MIAMI):

- Started 12 games.
- Inactive for 5 games.
- 73 tackles (51 solo), 1 interception, 4 passes defended, 3 forced fumbles and 1 fumble recovery; 1 interception returned for a TD.
- 1 solo special teams tackle.
- Served as a team captain.

**AT NEW ENGLAND (9/17):** 11 tackles (6 solo) and 1 pass defended.

- Split a tackle with LB Andrew Van Ginkel to stop OL Cole Strange inches from the line to gain on 4th-and-4 to force a turnover on downs and clinch the victory.

**VS. DENVER (9/24):** 8 tackles (7 solo), 1 pass defended and 3 forced fumbles.

- Stripped WR Courtland Sutton of the ball in the 2nd quarter which was recovered by LB Andrew Van Ginkel and returned to the Denver's 3-yard line.
- Forced WR Jerry Jeudy to fumble out of bounds on the 1st play of the 3rd quarter.
- Forced a WR Courtland Sutton fumble on 3rd-and-6 that was recovered by CB Kader Kohou.
- Became the 1st Dolphin since at least 1991 to force 3 fumbles in a game.

**AT N.Y. JETS (11/24):** 5 solo tackles, 1 interception

and 1 pass defended; 1 interception returned for a TD.

- Intercepted a Hail Mary attempt by QB Tim Boyle and returned it 99 yards for a TD on the final play of the 2nd quarter.
- It was the first score of his career.
- It was the longest interception return for a TD by a Dolphin since S Brock Marion (100t) vs. Buffalo on Jan. 6, 2002.

### POSTSEASON:

**AFC WILD CARD AT KANSAS CITY (1/13):** Inactive.

### HONORS:

- PFWA All-AFC.

### 2022 (MIAMI):

- Started all 17 games.
- 93 tackles (76 solo), 1.5 sacks, 2 interceptions, 7 passes defended and 1 forced fumble.
- 3 special teams tackles (1 solo).
- Served as a team captain.

**VS. NEW ENGLAND (9/11):** 3 solo tackles, 1 interception and 1 pass defended.

- Intercepted QB Mac Jones on the first defensive possession of the season after the pass was deflected by CB Xavier Howard.

**VS. BUFFALO (9/25):** 10 tackles (9 solo), 1.5 sacks, 2 passes defended and 1 forced fumble.

- Strip-sacked QB Josh Allen in the 1st quarter, which was recovered by LB Melvin Ingram.
- Split a sack with LB Jerome Baker on QB Josh Allen in the 4th quarter.

**VS. PITTSBURGH (9/23):** 5 tackles (4 solo), 1 interception and 1 pass defended.

- Intercepted QB Kenny Pickett on a 3rd-and-16 play with 3:06 remaining in the game, returning it 33 yards.

### POSTSEASON:

**AFC WILD CARD AT BUFFALO (1/15):** 9 tackles (8 solo), 1 interception and 2 passes defended; 1 solo special teams tackle.

- Intercepted QB Josh Allen in the 2nd quarter and returned it 29 yards to set up a Dolphins TD to tie the game just before halftime.

### 2021 (MIAMI):

- Played in 16 games with 13 starts.
- Inactive for 1 game.
- 68 tackles (47 solo), 2.5 sacks, 2 interceptions, 10 passes defended and 3 fumble recoveries.

- 12 punt returns for 92 yards (7.7 avg.).
- 1 solo special teams tackle.

**AT NEW ENGLAND (9/12):** 2 solo tackles.

- Made his NFL debut.

**VS. HOUSTON (11/7):** 2 tackles (1 solo), 1 interception and 1 pass defended; 3 punt returns for 31 yards (10.3 avg.).

- Intercepted QB Tyrod Taylor on 3rd-and-1 in the 1st quarter.

- It was his 1st career interception.

**VS. BALTIMORE (11/11):** 5 tackles (4 solo), 1.0 sack and 2 passes defended; 1 punt return for 4 yards.

- Sacked QB Lamar Jackson on 3rd-and-9 in the 3rd quarter.

**VS. CAROLINA (11/28):** 1 assisted tackle, 1 pass defended and 1 interception; 2 punt returns for 19 yards (9.5 avg.).

- Intercepted QB Cam Newton on 3rd-and-5 in the 2nd quarter.

#### HONORS:

- PFWA All-Rookie Team
- NFL Way to Play Award (vs. Atlanta, 10/24)

### BEFORE THE NFL

#### COLLEGE (OREGON):

- 2-year letterman (2018-19) and 1-year starter.

**CAREER:** Played in 27 games with 16 starts; 110 tackles (72 solo), 9 interceptions and 19 passes defended; 1 interception return for a TD; 17 punt returns for 244 yards (14.4 avg.).

- Became the 1st player since Jairus Byrd (2006-07) to lead the team in interceptions in consecutive seasons (2018-19) at Oregon.

- His 9 interceptions from 2018-19 were tied for 3rd most in the FBS in that span.

**JUNIOR (2020):** Did not play.

**SOPHOMORE (2019):** Started all 14 games; 66 tackles (40 solo), 4 interceptions and 8 passes defended; 1 interception return for a TD; 16 punt returns for 244 yards (15.3 avg.).

- 1st-team All-Pac 12.

**TRUE FRESHMAN (2018):** Played in all 13 games with 2 starts; 44 tackles (32 solo), 5 interceptions and 11 passes defended; 1 punt return for 0 yards.

### HIGH SCHOOL (BISHOP O'DOWD HS - OAKLAND, CALIF.)

- Also played wide receiver.

**SENIOR (2017):** 34 tackles, 5 interceptions and 9 passes defended; 35 receptions for 1,012 receiving yards (28.9 avg.) and 12 TDs; 23 punt returns for 506 yards (22.0 avg.) and 5 TDs.

- East Bay Player of the Year.

- North Coast Section Co-Defensive Player of the Year.

### OFF THE FIELD

#### COMMUNITY:

**2023:**

- Participated in DCC XIII 35-mile bike ride benefitting Sylvester Comprehensive Cancer Center at UHealth.

**2022:**

- Rode in the DCC XII 50-mile bike ride, fundraising for cancer research, treatment and awareness at Sylvester Comprehensive Cancer Center at UHealth.

**2021:**

- Along with fellow Dolphins rookies, teamed up with Neighbors4Neighbors to provide South Florida families with holiday gifts.
- Volunteered at the Miami Dolphins Food Relief Program Thanksgiving meal distribution with Feeding South Florida to provide 1,000 meal boxes to South Florida families.

#### PERSONAL:

- **PRONUNCIATION:** First name is pronounced juh-VON.

- **MAJOR:** Ethnic studies.

- His father, John Robert Holland, played in the CFL for the BC Lions (1990, 1996 and 1997), Edmonton (1993-95) and Saskatchewan Roughriders (1996), and also spent time with San Francisco on the practice squad (1993).

- His older brother, Jamirr Holland, spent time in the CFL with the Montreal Alouettes (2019).

### JEVON HOLLAND'S NFL REGULAR SEASON DEFENSIVE STATS

| YEAR       | TEAM  | GP | GS | TACKLES |      |      |     |      | INTERCEPTIONS |     |     |    |    | FUMBLES |    |
|------------|-------|----|----|---------|------|------|-----|------|---------------|-----|-----|----|----|---------|----|
|            |       |    |    | TOT     | SOLO | ASST | SK  | YDS  | INT           | YDS | LG  | TD | PD | FF      | FR |
| 2021       | MIAMI | 16 | 13 | 68      | 47   | 21   | 2.5 | 24.0 | 2             | 0   | -   | 0  | 10 | 0       | 3  |
| 2022       | MIAMI | 17 | 17 | 93      | 76   | 17   | 1.5 | 7.5  | 2             | 64  | 33  | 0  | 7  | 1       | 0  |
| 2023       | MIAMI | 12 | 12 | 73      | 51   | 22   | 0.0 | 0.0  | 1             | 99  | 99t | 1  | 4  | 3       | 1  |
| NFL TOTALS |       | 45 | 42 | 234     | 174  | 60   | 4.0 | 31.5 | 5             | 163 | 99t | 1  | 21 | 4       | 4  |

### JEVON HOLLAND'S NFL REGULAR SEASON RETURNING STATS

|            |       | KICKOFF RETURN |     |     |    |    | PUNT RETURN |    |     |     |    |    |
|------------|-------|----------------|-----|-----|----|----|-------------|----|-----|-----|----|----|
| YEAR       | TEAM  | KR             | YDS | AVG | LG | TD | PR          | FC | YDS | AVG | LG | TD |
| 2021       | MIAMI | 0              | 0   | 0.0 | -  | 0  | 12          | 14 | 92  | 7.7 | 16 | 0  |
| 2022       | MIAMI | 0              | 0   | 0.0 | -  | 0  | 4           | 10 | 18  | 4.5 | 8  | 0  |
| 2023       | MIAMI | 0              | 0   | 0.0 | -  | 0  | 0           | 0  | 0   | 0.0 | -  | 0  |
| NFL TOTALS |       | 0              | 0   | 0.0 | -  | 0  | 16          | 24 | 110 | 6.9 | 16 | 0  |

### JEVON HOLLAND'S NFL PLAYOFF DEFENSIVE STATS

| YEAR           | TEAM  | GP | GS | TACKLES |      |      |     |     | INTERCEPTIONS |     |    |    |    | FUMBLES |    |
|----------------|-------|----|----|---------|------|------|-----|-----|---------------|-----|----|----|----|---------|----|
|                |       |    |    | TOT     | SOLO | ASST | SK  | YDS | INT           | YDS | LG | TD | PD | FF      | FR |
| 2022           | MIAMI | 1  | 1  | 9       | 8    | 1    | 0.0 | 0.0 | 1             | 29  | 29 | 0  | 2  | 0       | 0  |
| PLAYOFF TOTALS |       | 1  | 1  | 9       | 8    | 1    | 0.0 | 0.0 | 1             | 29  | 29 | 0  | 2  | 0       | 0  |

### ADDITIONAL STATS

**Defensives Touchdowns:** 99-yard interception return at N.Y. Jets (11/24/23).

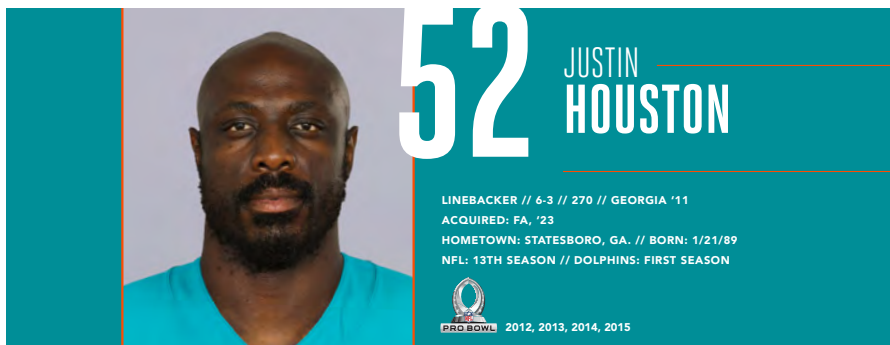
**Special Teams Tackles:** 1 in 2021, 3 in 2022, 1 in 2023 for total of 5 (P-1).

**Miscellaneous Fumble Recoveries:** 1 in 2021.

### SINGLE-GAME CAREER HIGHS

|                         |     |                                       |
|-------------------------|-----|---------------------------------------|
| <b>Tackles:</b>         | 14  | at L.A. Chargers, 9/10/23             |
| <b>Sacks:</b>           | 1.5 | vs. Buffalo, 9/25/22                  |
| <b>Interceptions:</b>   | 1   | 6 times, last: at N.Y. Jets, 11/24/23 |
| <b>Passes Defensed:</b> | 2   | 4 times, last: at Buffalo, 1/15/23*   |
| <b>Forced Fumbles:</b>  | 3   | vs. Denver, 9/24/23                   |

\* AFC Wild Card game



## NFL CAREER

### TRANSACTIONS:

- Signed by Miami on Jan. 9, 2024.
- Released by Carolina on Dec. 19, 2023.
- Signed by Carolina on Aug. 7, 2023.
- Signed by Baltimore on Aug. 2, 2021.
- Signed by Indianapolis on March 21, 2019.
- Released by Kansas City on March 10, 2019.
- 3rd-round pick (70th overall) by Kansas City in the 2011 NFL Draft.

### CAREER HONORS:

- AFC Defensive Player of the Week (at New Orleans, 11/7/22).
- 2020 Art Rooney Sportsmanship Award Finalist.
- AFC Defensive Player of the Week (at Kansas City, 10/6/19).
- 2016 Ed Block Courage Award (Kansas City recipient).
- 2015 Pro Bowl selection.
- 2014 Pro Bowl selection.
- 2014 PFWA All-NFL Team selection.
- 2014 1st-team All-Pro.
- 2014 Deacon Jones Award.
- 2013 Pro Bowl selection.
- AFC Defensive Player of the Month (September 2013).
- AFC Defensive Player of the Week (at Philadelphia, 9/19/13).
- AFC Defensive Player of the Week (at Jacksonville, 9/8/13).
- 2012 Pro Bowl selection.

### CAREER HIGHLIGHTS:

- Played in 170 career games with 151 career starts.
- 510 tackles (406 solo), 112.0 sacks, 5 interceptions, 35 passes defended, 19 forced fumbles and 14 fumble recoveries.
- 5 special teams tackles (3 solo).
- Appeared in 10 postseason games with 8 starts – 7 with Kansas City, 1 with Indianapolis, 1 with Baltimore and 1 with Miami.

### 2023 (CAROLINA/MIAMI):

- Signed by Miami on Jan. 9.
- Started 7 games with Carolina.
- Missed 6 games after being placed on injured reserve on Nov. 4 and released on Dec. 19.

• 9 tackles (5 solo), 0.5 sack and 1 pass defended with Carolina.

**VS. NEW ORLEANS (9/18):** 2 tackles (1 solo), 0.5 sack and 1 pass defended.

- Split a sack of QB Derek Carr with OLB Yetur Gross-Matos for a loss of 7 yards in the 2nd quarter.

### POSTSEASON:

**AFC WILD CARD AT KANSAS CITY (1/13):** 1 assisted tackle.

### 2022 (BALTIMORE):

- Played in 14 games with 1 start.
- Inactive for 3 games.
- 21 tackles (14 solo), 9.5 sacks, 1 interception, 1 pass defended and 1 forced fumble.

**VS. CLEVELAND (10/23):** 2 solo tackles, 2.0 sacks and 1 forced fumble.

- Sacked QB Jacoby Brissett for a loss of 1 yard with 1:01 remaining in the 2nd quarter.
- Strip-sacked QB Jacoby Brissett for a loss of 9 yards with 0:53 remaining in the 2nd quarter.

**AT NEW ORLEANS (11/7):** 3 tackles (2 solo), 2.5 sacks, 1 interception and 1 pass defended.

- Sacked QB Andy Dalton for a loss of 8 yards on 3rd-and-8 in the 1st quarter.
- Sacked QB Andy Dalton for a loss of 2 yards on 2nd-and-4 in the 3rd quarter.
- Split a sack of QB Andy Dalton with DT Calais Campbell for a loss of 8 yards in the 4th quarter.
- Intercepted QB Andy Dalton and returned it 5 yards to the New Orleans 17-yard line in the 4th quarter.

### POSTSEASON:

**AFC WILD CARD AT CINCINNATI (1/15):** 1 solo tackle and 1.0 sack.

- Sacked QB Joe Burrow for a loss of 9 yards in the 1st quarter.

### HONORS:

- AFC Defensive Player of the Week (at New Orleans, 11/7).

### 2021 (BALTIMORE):

- Started 15 games.
- Spent 2 games on the Reserve/COVID-19 list.
- 34 tackles (19 solo), 4.5 sacks, 1 pass defended, 1 forced fumble and 1 fumble recovery.

**AT MIAMI (11/11):** 3 tackles (2 solo), 1.0 sack and 1 forced fumble.



- Strip-sacked QB Jacoby Brissett for a loss of 8 yards.
- It marked his 100th career sack, becoming the 37th player in league history to reach the mark.

**AT L.A. RAMS (1/2):** 2 tackles (1 solo) and 1 fumble recovery.

- Recovered a QB Matt Stafford fumble forced by a LB Tyus Bowser strip-sack in the 3rd quarter.

## 2020 (INDIANAPOLIS):

- Started all 16 games.
- 25 tackles (19 solo), 8.0 sacks, 1 forced fumble and 2 fumble recoveries.

**AT CHICAGO (10/4):** 4 tackles (3 solo) and 1.0 sack.

- Sacked QB Nick Foles for a loss of 8 yards in the 3rd quarter.

**AT HOUSTON (12/6):** 4 solo tackles, 3.0 sacks and 1 forced fumble.

- Sacked QB Deshaun Watson for a loss of 4 yards in the 2nd quarter.
- Strip-sacked QB Deshaun Watson for a loss of 9 yards in the 4th quarter.
- Sacked QB Deshaun Watson for a loss of 4 yards resulting in a safety with 6:08 remaining in the 4th quarter.

## POSTSEASON:

**AFC WILD CARD AT BUFFALO (1/9):** 1 assisted tackle and 0.5 sack.

- Split a sack of QB Josh Allen with DE Denico Autry for a loss of 5 yards in the 4th quarter.

## HONORS:

- Art Rooney Sportsmanship Award Finalist.

## 2019 (INDIANAPOLIS):

- Started all 16 games.
- 44 tackles (33 solo), 11.0 sacks, 2 forced fumbles and 3 fumble recoveries.

**AT KANSAS CITY (10/6):** 4 tackles (3 solo) and 1.0 sack.

- Sacked QB Patrick Mahomes for a loss of 8 yards.
- Tackled RB Damien Williams for a loss of 1 on 4th-and-1, forcing a turnover on downs with 5:02 remaining in the 4th quarter.

**VS. HOUSTON (10/20):** 3 solo tackles and 2.0 sacks.

- Sacked QB Deshaun Watson for a loss of 9 yards in the 2nd quarter.
- Sacked QB Deshaun Watson for a loss of 2 yards in the 4th quarter.

## HONORS:

- AFC Defensive Player of the Week (at Kansas City, 10/6).

## 2018 (KANSAS CITY):

- Started 12 games.
- Inactive for 4 games.
- 37 tackles (28 solo), 9.0 sacks, 1 interception, 1 pass defended, 5 forced fumbles and 3 fumble recoveries.

**AT L.A. RAMS (11/19):** 4 solo tackles, 1.0 sack and 1 forced fumble.

- Strip-sacked QB Jared Goff for a loss of 12 yards and the fumble was recovered by DE Allen Bailey who returned it 2 yards for a TD.

**VS. ARIZONA (11/11):** 1 solo tackle, 1 interception

and 1 pass defended.

- Intercepted a pass from QB Josh Rosen and returned it 4 yards to the Arizona 31-yard line in the 4th quarter.

**VS. BALTIMORE (12/9):** 6 tackles (5 solo), 1.0 sack, 1 forced fumble and 1 fumble recovery.

- Strip-sacked QB Lamar Jackson for a loss of 13 yards and recovered the fumble to give Kansas City the ball at the Baltimore 23-yard line with 0:44 remaining in the 4th quarter.

## POSTSEASON:

**AFC DIVISIONAL VS. INDIANAPOLIS (1/12):** 2 solo tackles, 2.0 sacks, 1 pass defended and 1 fumble recovery.

- Sacked QB Andrew Luck for a loss of 3 yards in the 1st quarter, forcing Indianapolis to punt.
- Sacked QB Andrew Luck for a loss of 12 yards in the 3rd quarter, forcing Indianapolis to punt.
- Recovered a QB Andrew Luck fumble after he was strip-sacked by LB Dee Ford in the 3rd quarter.

**AFC CHAMPIONSHIP VS. NEW ENGLAND (1/20):** 2 solo tackles.

## 2017 (KANSAS CITY):

- Started 15 games.
- Inactive for 1 game.
- 59 tackles (46 solo), 9.5 sacks, 5 passes defended and 1 fumble recovery; 1 fumble returned for a TD.

**AT NEW ENGLAND (9/7):** 5 tackles (4 solo) and 2.0 sacks.

- Sacked QB Tom Brady for a loss of 7 yards in the 4th quarter.
- Sacked QB Tom Brady for a loss of 5 yards on 2nd-and-18 in the 4th quarter.

**VS. WASHINGTON (10/2):** 3 solo tackles and 1 fumble recovery; 1 fumble returned for a TD.

- Recovered a RB Chris Thompson fumble on a lateral forced by CB Marcus Peters and returned it 13 yards for a TD on the final play of the game.

**VS. DENVER (10/30):** 6 tackles (5 solo) and 2.0 sacks.

- Sacked QB Trevor Siemian for a loss of 5 yards in the 2nd quarter.
- Sacked QB Trevor Siemian for a loss of 5 yards on 3rd-and-2, forcing Denver to punt in the 2nd quarter.

## POSTSEASON:

**AFC WILD CARD VS. TENNESSEE (1/6):** 2 solo tackles, 1.0 sack and 1 pass defended.

- Sacked QB Marcus Mariota for a loss of 1 yard in the 3rd quarter.

## 2016 (KANSAS CITY):

- Started 5 games.
- Inactive for 2 games.
- Missed the first 9 games of the season after being placed on Reserve/PUP on Aug. 30 and activated on Nov. 9.
- 21 tackles (20 solo), 4.0 sacks, 1 pass defended and 1 forced fumble.

**AT DENVER (11/27):** 10 solo tackles, 3.0 sacks, 1 forced fumble and 1 pass defended.

- Sacked QB Trevor Siemian for a loss of 4 yards in

the 1st quarter, forcing Denver to punt.

- Sacked QB Trevor Simiean for a loss of 5 yards on 3rd-and-16 in the 2nd quarter.
- Strip-sacked QB Trevor Simiean in the end zone, resulting in a safety.

**AT ATLANTA (12/4):** 4 solo tackles and 1.0 sack.

- Sacked QB Matt Ryan on 3rd-and-3, forcing Atlanta to kick a field goal in the 1st quarter.

#### **POSTSEASON:**

**AFC DIVISIONAL VS. PITTSBURGH (1/15):** 6 tackles (5 solo).

#### **HONORS:**

- Ed Block Courage Award recipient.

### **2015 (KANSAS CITY):**

- Started 11 games.
- Inactive for 5 games.
- 30 tackles (25 solo), 7.5 sacks, 2 interceptions, 6 passes defended and 1 forced fumble; 1 interception returned for a TD.

**VS. DENVER (9/17):** 6 tackles (5 solo), 2.0 sacks and 1 pass defended.

- Sacked QB Peyton Manning for a loss of 8 yards in the 1st quarter.
- Sacked QB Peyton Manning for a loss of 6 yards in the 4th quarter.

**VS. DETROIT (11/1):** 3 tackles (2 solo), 1.5 sacks, 1 interception and 1 pass defended.

- Intercepted a pass from QB Matt Stafford on 1st-and-10 in the 2nd quarter.
- Sacked QB Matt Stafford for a loss of 8 yards in the 3rd quarter.
- Split a sack of QB Matt Stafford with DE Tamba Hali for a loss of 6 yards, forcing a turnover on downs.

**AT SAN DIEGO (11/22):** 1 solo tackle, 1 interception, 1 pass defended; 1 interception returned for a TD.

- Intercepted a pass from QB Philip Rivers and returned it 17 yards for a TD in the 3rd quarter.

#### **POSTSEASON:**

**AFC WILD CARD AT HOUSTON (1/9):** 3 tackles (2 solo).

**AFC DIVISIONAL AT NEW ENGLAND (1/16):** Played but did not record any stats.

#### **PRO BOWL:**

- Selected to the Pro Bowl for the 4th time in his career.

### **2014 (KANSAS CITY):**

- Started all 16 games.
- 69 tackles (60 solo), 22.0 sacks, 5 passes defended and 4 forced fumbles.
- His 22.0 sacks set a franchise single-season record and tied for 2nd most single-season sacks in NFL history with Jared Allen (2011) and Mark Gastineau (1984).

**VS. ST. LOUIS (10/26):** 5 solo tackles and 3.0 sacks.

- Sacked QB Austin Davis for a loss of 4 yards in the 1st quarter, forcing St. Louis to punt.
- Sacked QB Austin Davis on 2nd-and-10 for a loss of 6 yards in the 3rd quarter.
- Sacked QB Austin Davis on 3rd-and-1 for a loss of 7 yards in the 4th quarter.

**AT ARIZONA (12/7):** 3 solo tackles, 2.0 sacks and 1 forced fumble.

- Strip-sacked QB Drew Stanton for a loss of 6 yards in the 2nd quarter.

- Sacked QB Drew Stanton for a loss of 8 yards in the 3rd quarter.

**VS. SAN DIEGO (12/28):** 6 solo tackles, 4.0 sacks, 1 forced fumble and 1 pass defended.

- Sacked QB Philip Rivers on 2nd-and-20 for a loss of 6 yards in the 2nd quarter.
- Sacked QB Philip Rivers on 3rd-and-8 for a loss of 6 yards in the 2nd quarter.
- Strip-sacked QB Philip Rivers which was recovered by LB Joe Mays at the San Diego 17-yard line in the 3rd quarter.
- Sacked QB Philip Rivers for a loss of 9 yards on 2nd-and-10 with 1:10 remaining in the 4th quarter.

#### **PRO BOWL:**

- Selected to the Pro Bowl for the 3rd time in his career.

#### **HONORS:**

- PFWA All-NFL Team selection.
- 1st-team All-Pro.
- Deacon Jones Award.

### **2013 (KANSAS CITY):**

- Started 11 games.
- Inactive for 4 games.
- Dressed but did not play in 1 game.
- 44 tackles (41 solo), 11.0 sacks, 4 passes defended, 1 forced fumble and 2 fumble recoveries.

**AT JACKSONVILLE (9/8):** 5 solo tackles and 3.0 sacks.

- Sacked QB Blaine Gabbert for a loss of 13 yards in the 1st quarter.
- Sacked QB Blaine Gabbert on 3rd-and-19 for a loss of 6 yards, forcing Jacksonville to punt.
- Sacked QB Blaine Gabbert for a loss of 8 yards in the 3rd quarter.

**AT PHILADELPHIA (9/19):** 7 tackles (6 solo), 4.5 sacks, 3 passes defended, 1 forced fumble and 2 fumble recoveries.

- Sacked QB Michael Vick for a loss of 4 yards in the 1st quarter.
- Recovered a fumbled snap by C Jason Kelce at the 50-yard line in the 1st quarter.
- Sacked QB Michael Vick for a loss of 7 yards in the 2nd quarter.
- Sacked QB Michael Vick on 3rd-and-14 for a loss of 8 yards, forcing Philadelphia to punt with 1:50 remaining in the 2nd quarter.
- Split a sack of QB Michael Vick with LB Derrick Johnson for a loss of 10 yards on the 1st play of the 3rd quarter.
- Strip-sacked QB Michael Vick for a loss of 4 yards and recovered the fumble at the Philadelphia 13-yard line with 1:40 remaining in the 4th quarter.
- Became the first player since 1999 to record 4+ sacks, 1 forced fumble and 2+ fumble recoveries in a single game in NFL history.

**AT DENVER (11/17):** 10 tackles (9 solo) and 1 pass defended.

#### **POSTSEASON:**

**AFC WILD CARD AT INDIANAPOLIS (1/4):** 4 tackles (3 solo), 1.0 sack, 1 pass defended and 1 fumble recovery.

- Recovered a fumble by RB Trent Richardson forced by DE Tamba Hali and returned it 17 yards to the Indianapolis 7-yard line in the 2nd quarter.
- Sacked QB Andrew Luck for a loss of 7 yards in the 2nd quarter.

#### PRO BOWL:

- Selected to the Pro Bowl for the 2nd time in his career.

#### HONORS:

- AFC Defensive Player of the Month (September).
- AFC Defensive Player of the Week (at Philadelphia, 9/19).
- AFC Defensive Player of the Week (at Jacksonville, 9/8).

### 2012 (KANSAS CITY):

- Started all 16 games.
- 66 tackles (53 solo), 10.0 sacks, 1 interception, 6 passes defended, 1 forced fumble and 1 fumble recovery.

#### AT NEW ORLEANS (9/23):

- 4 tackles (3 solo), 3.0 sacks and 2 passes defended.
- Sacked QB Drew Brees on 3rd-and-7 for a loss of 11 yards in the 2nd quarter.
- Sacked QB Drew Brees on 3rd-and-11 for a loss of 7 yards, forcing New Orleans to punt.
- Sacked QB Drew Brees for a loss of 7 yards in the end zone, resulting in a safety.

#### AT TAMPA BAY (10/14):

- 3 tackles (2 solo), 1 interception and 1 pass defended.
- Intercepted QB Josh Freeman on Tampa Bay's 1st possession of the game and returned it 32 yards.

#### AT PITTSBURGH (11/12):

- 7 tackles (5 solo), 1.0 sack and 1 forced fumble.
- Forced TE David Paulson to fumble but it was recovered by Pittsburgh in the 2nd quarter.
- Sacked QB Ben Roethlisberger for a loss of 3 yards in the 3rd quarter.

#### PRO BOWL:

- Selected to the Pro Bowl for the 1st time in his career.

### 2011 (KANSAS CITY):

- Played in all 16 games with 10 starts.
- 51 tackles (43 solo), 5.5 sacks, 4 passes defended, 1 forced fumble and 1 fumble recovery.
- 5 special teams tackles (3 solo).
- Joined LB Von Miller and DE J.J. Watt as the only rookies in 2011 to record 50 tackles, 5.0 sacks and 10 tackles for loss.

#### AT CHICAGO (12/4):

- 7 solo tackles, 3.0 sacks, 1 pass defended and 1 forced fumble.
- Sacked QB Caleb Hanie on 3rd-and-12 for a loss of 9 yards in the 2nd quarter.
- Sacked QB Caleb Hanie on 3rd-and-17 for a loss of 6 yards in the 3rd quarter.
- Strip-sacked QB Caleb Hanie on 3rd-and-9 for a loss of 8 yards in the 4th quarter.

#### AT DENVER (1/1):

- 7 tackles (6 solo), 1.5 sacks and 1 fumble recovery.
- Recovered a QB Tim Tebow fumble forced by S Kendrick Lewis in the 2nd quarter.
- Split a sack of QB Tim Tebow with DE Wallace Gilberry for a loss of 9 yards in the 4th quarter.
- Sacked QB Tim Tebow for a loss of 1 yard in the 4th quarter.

## BEFORE THE NFL

### COLLEGE (GEORGIA):

- 3 year letterman (2008-10) and 2-year starter.

#### CAREER:

Played in 36 games (24 starts); 96 tackles (70 solo), 20.0 sacks, 1 interception, 6 passes defended, 2 forced fumbles and 2 fumble recoveries.

#### JUNIOR (2010):

Started all 13 games; 67 tackles (38 solo), 10.0 sacks, 1 interception, 3 passes defended, 1 forced fumble and 2 fumble recoveries.

- Switched to linebacker
- 1st-team All-American.
- 1st-team All-SEC.

#### SOPHOMORE (2009):

Started 10 games; 39 tackles (22 solo), 7.5 sacks, 1 pass defended and 1 forced fumble.

- 2nd-team All-SEC.

#### REDSHIRT FRESHMAN (2008):

Played in all 13 games with 1 start; 19 tackles (10 solo), 2.5 sacks and 2 passes defended.

- Redshirted in 2007.

### HIGH SCHOOL (STATESBORO HS – STATESBORO, GA.)

- Also lettered in basketball.

#### SENIOR (2006):

- All-region.
- All-state honorable mention.

#### JUNIOR (2005):

- 73 tackles and 8.0 sacks.
- All-region.
- Helped team win state championship.

## JUSTIN HOUSTON'S NFL REGULAR SEASON STATS

| YEAR       | TEAM         | GP  | GS  | TACKLES |      |      |      |       | INTERCEPTIONS |     |     |    |    | FUMBLES |    |
|------------|--------------|-----|-----|---------|------|------|------|-------|---------------|-----|-----|----|----|---------|----|
|            |              |     |     | TOT     | SOLO | ASST | SK   | YDS   | INT           | YDS | LG  | TD | PD | FF      | FR |
| 2011       | KANSAS CITY  | 16  | 10  | 51      | 43   | 8    | 5.5  | 27.5  | 0             | 0   | -   | 0  | 4  | 1       | 1  |
| 2012       | KANSAS CITY  | 16  | 16  | 66      | 53   | 13   | 10.0 | 69.0  | 1             | 32  | 32  | 0  | 6  | 1       | 1  |
| 2013       | KANSAS CITY  | 11  | 11  | 44      | 41   | 3    | 11.0 | 75.0  | 0             | 0   | -   | 0  | 4  | 1       | 2  |
| 2014       | KANSAS CITY  | 16  | 16  | 69      | 60   | 9    | 22.0 | 99.0  | 0             | 0   | -   | 0  | 5  | 4       | 0  |
| 2015       | KANSAS CITY  | 11  | 11  | 30      | 25   | 5    | 7.5  | 54.0  | 2             | 16  | 17t | 1  | 6  | 1       | 0  |
| 2016       | KANSAS CITY  | 5   | 5   | 21      | 20   | 1    | 4.0  | 17.0  | 0             | 0   | -   | 0  | 1  | 1       | 0  |
| 2017       | KANSAS CITY  | 15  | 15  | 59      | 46   | 13   | 9.5  | 54.0  | 0             | 0   | -   | 0  | 5  | 0       | 1  |
| 2018       | KANSAS CITY  | 12  | 12  | 37      | 28   | 9    | 9.0  | 56.5  | 1             | 4   | 4   | 0  | 1  | 5       | 3  |
| 2019       | INDIANAPOLIS | 16  | 16  | 44      | 33   | 11   | 11.0 | 66.0  | 0             | 0   | -   | 0  | 0  | 2       | 3  |
| 2020       | INDIANAPOLIS | 16  | 16  | 25      | 19   | 6    | 8.0  | 64.5  | 0             | 0   | -   | 0  | 0  | 1       | 2  |
| 2021       | BALTIMORE    | 15  | 15  | 34      | 19   | 15   | 4.5  | 22.5  | 0             | 0   | -   | 0  | 1  | 1       | 1  |
| 2022       | BALTIMORE    | 14  | 1   | 21      | 14   | 7    | 9.5  | 63.0  | 1             | 5   | 5   | 0  | 1  | 1       | 0  |
| 2023       | CAROLINA     | 7   | 7   | 9       | 5    | 4    | 0.5  | 3.5   | 0             | 0   | -   | 0  | 1  | 0       | 0  |
| NFL TOTALS |              | 170 | 151 | 510     | 406  | 104  | 1120 | 671.5 | 5             | 57  | 5   | 1  | 35 | 19      | 14 |

## JUSTIN HOUSTON'S NFL PLAYOFF STATS

| YEAR           | TEAM         | GP | GS | TACKLES |      |      |     |      | INTERCEPTIONS |     |    |    |    | FUMBLES |    |
|----------------|--------------|----|----|---------|------|------|-----|------|---------------|-----|----|----|----|---------|----|
|                |              |    |    | TOT     | SOLO | ASST | SK  | YDS  | INT           | YDS | LG | TD | PD | FF      | FR |
| 2013           | KANSAS CITY  | 1  | 1  | 4       | 3    | 1    | 1.0 | 7.0  | 0             | 0   | -  | 0  | 1  | 0       | 1  |
| 2015           | KANSAS CITY  | 2  | 1  | 3       | 2    | 1    | 0.0 | 0.0  | 0             | 0   | -  | 0  | 0  | 0       | 0  |
| 2016           | KANSAS CITY  | 1  | 1  | 6       | 5    | 1    | 0.0 | 0.0  | 0             | 0   | -  | 0  | 0  | 0       | 0  |
| 2017           | KANSAS CITY  | 1  | 1  | 2       | 2    | 0    | 1.0 | 1.0  | 0             | 0   | -  | 0  | 1  | 0       | 0  |
| 2018           | KANSAS CITY  | 2  | 2  | 4       | 4    | 0    | 2.0 | 15.0 | 0             | 0   | -  | 0  | 1  | 0       | 1  |
| 2020           | INDIANAPOLIS | 1  | 1  | 1       | 0    | 1    | 0.5 | 2.5  | 0             | 0   | -  | 0  | 0  | 0       | 0  |
| 2022           | BALTIMORE    | 1  | 1  | 1       | 1    | 0    | 1.0 | 9.0  | 0             | 0   | -  | 0  | 0  | 0       | 0  |
| 2023           | MIAMI        | 1  | 0  | 1       | 0    | 1    | 0.0 | 0.0  | 0             | 0   | -  | 0  | 0  | 0       | 0  |
| PLAYOFF TOTALS |              | 10 | 8  | 22      | 17   | 5    | 5.5 | 34.5 | 0             | 0   | -  | 0  | 3  | 0       | 2  |

### ADDITIONAL STATS

**Special Teams Tackles:** (Kansas City) 5 in 2011.

**Defensive Touchdowns:** (Kansas City) 17-yard interception return at San Diego (11/22/15).

### SINGLE-GAME CAREER HIGHS

|                           |     |                                       |
|---------------------------|-----|---------------------------------------|
| <b>Tackles:</b>           | 10  | Twice, last: at Denver, 11/27/16      |
| <b>Sacks:</b>             | 4.5 | at Philadelphia, 9/19/13              |
| <b>Interceptions:</b>     | 1   | 5 times: last at New Orleans, 11/7/22 |
| <b>Passes Defensed:</b>   | 3   | at Philadelphia, 9/19/13              |
| <b>Forced Fumbles:</b>    | 2   | vs. San Francisco, 9/23/18            |
| <b>Fumble Recoveries:</b> | 2   | at Philadelphia, 9/19/13              |



## NFL CAREER

### TRANSACTIONS:

- 2nd-round pick (38th overall) by Miami in the 2016 NFL Draft.

### CAREER HONORS:

- 2022 Pro Bowl selection.
- No. 56 on the NFL Network Top 100 list in 2022.
- 2021 Pro Bowl selection.
- AFC Defensive Player of the Week (vs. Baltimore, 11/11/21).
- No. 17 on the NFL Network Top 100 list in 2021.
- 2020 1st-team All-Pro.
- 2020 1st-team PFWA All-NFL.
- 2020 1st-team PFWA All-AFC.
- 2020 Pro Bowl selection.
- 2020 Dan Marino Team MVP Award.
- No. 55 on the NFL Network Top 100 list in 2019.
- 2018 Pro Bowl selection.
- 2018 Dan Marino Team MVP Award.
- AFC Defensive Player of the Week (vs. Buffalo, 12/2/18).
- AFC Defensive Player of the Week (vs. New England, 12/11/17).

### CAREER HIGHLIGHTS:

- Played in 100 career games with 99 starts.
- 331 tackles (258 solo), 2.0 sacks, 29 interceptions, 95 passes defended, 4 forced fumbles and 5 fumble recoveries; 2 interception returns for TDs; 2 fumble returns for TDs.
- His 29 interceptions since 2017 lead the league:

#### MOST INTERCEPTIONS (2017-PRESENT)

| PLAYER                  | TEAM            | INT       |
|-------------------------|-----------------|-----------|
| 1. <b>XAVIEN HOWARD</b> | <b>MIA.</b>     | <b>29</b> |
| 2. Kevin Byard          | Ten./Phi.       | 28        |
| Justin Simmons          | Den.            | 28        |
| 4. J.C. Jackson         | LAC/NE          | 26        |
| 5. Tyrann Mathieu       | Ari./Hou./KC/NO | 24        |
| Quandre Diggs           | Det./Sea.       | 24        |

CORNERBACK // 6-1 // 203 // BAYLOR '16

ACQUIRED: D2, '16

HOMETOWN: HOUSTON, TEXAS // BORN: 7/4/93

NFL: EIGHTH SEASON // DOLPHINS: EIGHTH SEASON



2018, 2020, 2021, 2022



2022, 2023

- His 29 interceptions are tied for 4th-most in Dolphins history:

#### MOST INTERCEPTIONS IN DOLPHINS HISTORY

| PLAYER                  | YEARS          | INT       |
|-------------------------|----------------|-----------|
| 1. Jake Scott           | 1970-75        | 35        |
| 2. Dick Anderson        | 1968-77        | 34        |
| 3. Sam Madison          | 1997-2005      | 31        |
| 4. <b>XAVIEN HOWARD</b> | <b>2016-23</b> | <b>29</b> |
| Glenn Blackwood         | 1979-87        | 29        |
| Patrick Surtain         | 1992-2004      | 29        |

- His 95 career passes defended are 2nd-most in Dolphins history (since records were tracked in 1991):

#### MOST PASSES DEFENSED IN TEAM HISTORY (SINCE 1991)

| PLAYER                  | YEARS             | PD        |
|-------------------------|-------------------|-----------|
| 1. Sam Madison          | 1997-2005         | 104       |
| 2. <b>XAVIEN HOWARD</b> | <b>2016-23</b>    | <b>95</b> |
| 3. Patrick Surtain      | 1998-2004         | 86        |
| 4. Jason Taylor         | 1997-07, '09, '11 | 84        |
| 5. Terrell Buckley      | 1995-99, 2003     | 77        |

- His 10 interceptions in 2020 led the NFL and were the most in a season since 2007 when San Diego CB Antonio Cromartie had 10:

#### NFL INTERCEPTION LEADERS (2020)

| PLAYER                  | TEAM         | INT       | YDS       | TD       |
|-------------------------|--------------|-----------|-----------|----------|
| 1. <b>XAVIEN HOWARD</b> | <b>MIAMI</b> | <b>10</b> | <b>77</b> | <b>0</b> |
| 2. J.C. Jackson         | New England  | 9         | 80        | 0        |
| 3. Tyrann Mathieu       | Kansas City  | 6         | 70        | 1        |
| 4. Justin Simmons       | Denver       | 5         | 90        | 0        |
| Quandre Diggs           | Seattle      | 5         | 57        | 0        |
| Harrison Smith          | Minnesota    | 5         | 33        | 0        |

- Intercepted passes in 5 consecutive games (11/15/20-12/13/20), which is tied for the longest streak in Dolphins history.
- Tied for the NFL lead with 7 interceptions in 2018:

#### NFL INTERCEPTION LEADERS (2018)

| PLAYER                  | TEAM         | INT      | YDS       | TD       |
|-------------------------|--------------|----------|-----------|----------|
| 1. <b>XAVIEN HOWARD</b> | <b>MIAMI</b> | <b>7</b> | <b>54</b> | <b>0</b> |
| Kyle Fuller             | Chicago      | 7        | 52        | 0        |
| Damontae Kazee          | Atlanta      | 7        | 52        | 0        |
| 4. Eddie Jackson        | Chicago      | 6        | 81        | 2        |

- His 7 interceptions in 2018 were tied for 9th in single-season team history.
- His 3 multi-interception games in 2018 is a Dolphins single-season record.

- Became the 4th player and 2nd CB in team history to have multiple years with 7-plus interceptions.
- Became 1st player in Dolphins history to have multiple interceptions in consecutive games when he had two interceptions in games vs. Denver on 12/3/17 and vs. New England on 12/11/17. He did it again at Indianapolis on 11/25/18 and vs. Buffalo on 12/2/18.
- Was 1 of just 4 NFL players to post at least 5 passes defended in a game in the 2017 season when he had 5 passes defended vs. Denver on 12/3/17.
- On 12/11/17 vs. New England, he became 1st player to intercept Patriots QB Tom Brady twice in the same game since Indianapolis' Mike Adams on Nov. 16, 2014.
- Started 2 postseason games.
- Is a 2-time team captain (2022-23).

## 2023 (MIAMI):

- Started 13 games.
- Inactive for 4 games.
- 45 tackles (36 solo), 1 interception and 12 passes defended.
- Served as a team captain.

**AT L.A. CHARGERS (9/10):** 6 tackles (5 solo) and 1 pass defended.

**AT NEW ENGLAND (9/17):** 6 solo tackles, 1 interception and 1 pass defended.

- Intercepted a pass from QB Mac Jones on 1st down in the 3rd quarter at the Miami 3-yard line.

**VS. TENNESSEE (12/11):** 3 tackles (2 solo) and 3 passes defended.

## POSTSEASON:

**AFC WILD CARD AT KANSAS CITY (1/13):** Inactive.

## 2022 (MIAMI):

- Started 15 games.
- Inactive for 2 games.
- 45 tackles (35 solo), 1 interception, 12 passes defended and 2 fumble recoveries; 1 fumble return for a TD.
- Served as a team captain.

**VS. NEW ENGLAND (9/11):** 2 solo tackles and 1 pass defended.

- Deflected a pass from QB Mac Jones in the end zone that was intercepted by S Jevon Holland on New England's first possession.

**VS. CLEVELAND (11/13):** 4 tackles (1 solo) and 1 fumble recovery.

- Recovered a fumble forced by DT Zach Sieler in the 1st quarter.

**VS. HOUSTON (11/27):** 1 pass defended and 1 fumble recovery.

- Recovered a fumble forced by S Eric Rowe in the 2nd quarter and returned it 16 yards for his 4th career TD.

**AT SAN FRANCISCO (12/4):** 3 solo tackles, 1 interception and 2 passes defended.

- Intercepted a pass from QB Brock Purdy on a 4th down in the 2nd half.

## POSTSEASON:

**AFC WILD CARD AT BUFFALO (1/15):** 3 solo tackles, 1 interception and 2 passes defended.

- Intercepted QB Josh Allen in the 2nd quarter

and returned it 49 yards for the 3rd-longest postseason interception return in Dolphins history.

- It was his 2nd career postseason interception.

## PRO BOWL:

- Selected to the Pro Bowl for the 4th time in his career.
- Became the 1st Dolphins player selected to a 4th Pro Bowl since Cameron Wake (2010, 2012-14, 2016).
- Became just the 2nd Dolphins cornerback to earn at least 4 Pro Bowl selections, joining Sam Madison (1999-2002).

## HONORS:

- No. 56 on the NFL Network Top 100 list.

## 2021 (MIAMI):

- Started 16 games.
- Inactive for 1 game.
- 50 tackles (39 solo), 1.0 sack, 5 interceptions, 16 passes defended, 2 forced fumbles and 2 fumble recoveries; 1 interception return for a TD; 1 fumble return for a TD.

**AT NEW ENGLAND (9/12):** 5 tackles (4 solo), 1 forced fumble and 1 fumble recovery.

- Forced a RB Damien Harris fumble inside the 10-yard line and recovered it in the 4th quarter with 3:35 remaining to preserve the win.

**VS. BALTIMORE (11/11):** 5 solo tackles, 1 forced fumble and 1 fumble recovery; 1 fumble return for a TD.

- Forced a WR Sammy Watkins fumble on 3rd-and-10 in the 4th quarter and returned it 49 yards for a TD.

**VS. CAROLINA (11/28):** 1 solo tackle, 1 interception and 1 pass defended.

- Intercepted a QB Cam Newton pass intended for WR DJ Moore on 2nd-and-15 in the 2nd quarter.

**VS. NEW ENGLAND (1/9):** 3 solo tackles, 1 interception and 1 pass defended; 1 interception return for a TD.

- Intercepted a QB Mac Jones pass intended for WR Jakobi Meyers on 3rd-and-1 in the 1st quarter and returned it 37 yards for a TD to extend Miami's lead to 14-0.

## PRO BOWL:

- Selected to start the Pro Bowl for the 3rd time in his career.
- Became the 2nd Dolphins cornerback to start 3+ Pro Bowls, joining Sam Madison (1999-2001).

## HONORS:

- AFC Defensive Player of the Week (vs. Baltimore, 11/11).
- No. 17 on the NFL Network Top 100 list.

## 2020 (MIAMI):

- Started all 16 games.
- 51 tackles (40 solo), 10 interceptions, 20 passes defended and 1 forced fumble.
- His 10 interceptions in 2020 tied the single-season franchise record set by CB Dick Westmoreland in 1967 and were the most by an NFL player since 2007 (Antonio Cromartie).

**AT SAN FRANCISCO (10/11):** 2 tackles (1 solo), 1 interception and 2 passes defended.

- Intercepted a QB Jimmy Garoppolo pass intended for WR Deebo Samuel and returned it 29 yards in the 2nd quarter.

**VS. L.A. CHARGERS (11/15):** 3 tackles (1 solo), 1 interception and 2 passes defended.

- Intercepted a QB Justin Herbert pass intended for WR Mike Williams in the 4th quarter.

**AT N.Y. JETS (11/29):** 3 tackles (2 solo), 1 interception and 3 passes defended.

- Intercepted a QB Sam Darnold pass intended for WR Breshad Perriman in the 4th quarter.

#### PRO BOWL:

- Selected to start the Pro Bowl for the 2nd time in his career.
- Became the 4th Dolphins cornerback to earn multiple Pro Bowl selections, joining Sam Madison (1999-2002), Patrick Surtain (2002-04) and Brent Grimes (2013-15).

#### HONORS:

- 1st-team All-Pro.
- 1st-team PFWA All-NFL.
- 1st-team PFWA All-AFC.
- Recipient of the Dan Marino Team MVP Award.

### 2019 (MIAMI):

- Started 5 games.
- Inactive for 2 games.
- Missed the rest of the season after being placed on injured reserve on Oct. 30.
- 17 tackles (12 solo), 1 interception and 4 passes defended.

**VS. NEW ENGLAND (9/15):** 4 tackles (3 solo) and 1 pass defended.

**VS. L.A. CHARGERS (9/29):** 5 tackles (4 solo).

**AT PITTSBURGH (10/29):** 1 solo tackle, 1 interception and 3 passes defended.

- Intercepted QB Mason Rudolph on Pittsburgh's 1st possession.

#### HONORS:

- No. 55 on the NFL Network Top 100 list.

### 2018 (MIAMI):

- Started 12 games.
- Inactive for 4 games.
- 35 tackles (25 solo), 7 interceptions, 12 passes defended and 1 fumble recovery.
- Tied for the NFL lead with 7 interceptions.
- His 7 interceptions were tied for 9th in single-season team history.
- Set a Dolphins single-season record with 3 multi-interception games.

**VS. OAKLAND (9/23):** 1 solo tackle, 2 interceptions and 3 passes defended.

- Intercepted a QB Derek Carr pass intended for WR Amari Cooper in the 1st quarter.
- Picked off QB Derek Carr in the end zone with 2:59 remaining in the game.

**AT INDIANAPOLIS (11/25):** 5 solo tackles, 2 interceptions and 3 passes defended.

- Intercepted QB Andrew Luck at Miami's 40-yard line with 1:00 remaining in the 2nd quarter.
- Picked off Luck again on the next play at Miami's 13-yard line with 46 seconds remaining in the 1st half.

- Became 1st NFL player with interceptions on back-to-back plays since Broncos S Darian Stewart on Nov. 16, 2016 and 1st Dolphins player to do it since S Mike Kozlowski on Dec. 19, 1981.

**VS. BUFFALO (12/2):** 4 tackles (3 solo), 2 interceptions and 2 passes defended.

- Intercepted QB Josh Allen in the end zone as time expired in the 2nd quarter.
- Picked off QB Josh Allen again on 3rd-and-10 at Miami's 41-yard line in the 3rd quarter.

#### PRO BOWL:

- Selected to start the Pro Bowl for the 1st time in his career.
- Extended the team's streak to 21 consecutive seasons with a defensive player selected.
- Became the 4th Dolphins cornerback to earn a Pro Bowl selection, joining Sam Madison (1999-2002), Patrick Surtain (2002-04) and Brent Grimes (2013-15).

#### HONORS:

- 2nd-team All-Pro.
- PFWA All-AFC cornerback.
- Recipient of the Dan Marino Team MVP Award.
- AFC Defensive Player of the Week (vs. Buffalo, 12/2).

### 2017 (MIAMI):

- Started all 16 games.
- 48 tackles (42 solo), 1.0 sack, 4 interceptions and 13 passes defended; 1 interception return for a TD.
- His 4 interceptions were tied for 8th in the AFC and 12th in the NFL.

**VS. DENVER (12/3):** 1 tackle, 2 interceptions and 5 passes defended.

- Intercepted QB Trevor Siemian and returned it 30 yards for a TD in the 2nd quarter.
- Picked off Siemian again in the 4th quarter.
- It was the first 2 regular-season interceptions of his career.
- Was 1 of just 4 NFL players to post at least 5 passes defended in a game in the 2017 season.

**VS. NEW ENGLAND (12/11):** 2 interceptions.

- Intercepted QB Tom Brady on 3rd-and-10 in the 1st quarter.
- Picked off Brady again on 3rd-and-16 in the 3rd quarter and returned the ball 29 yards.
- Became 1st player in Dolphins history to have multiple interceptions in consecutive games.
- Became 1st player to intercept Brady twice in the same game since Indianapolis' Mike Adams on Nov. 16, 2014.

**AT BUFFALO (12/17):** 4 solo tackles and 1 sack.

- Sacked QB Tyrod Taylor for a loss of 11 yards in the 3rd quarter, the 1st sack of his career.

#### HONORS:

- AFC Defensive Player of the Week (vs. New England, 12/11).

### 2016 (MIAMI):

- Played in 7 games with 6 starts.
- Inactive for 9 games.
- 40 tackles (29 solo), 6 passes defended and 1 forced fumble.

**AT SEATTLE (9/11):** 11 tackles (6 solo).

- Started in his NFL debut.



COMMUNITY:

2023:

- Co-hosted a double holiday extravaganza event with teammates Terron Armstead and Jerome Baker, gifting bikes to 50 children from local Boys & Girls Clubs and a shopping spree for children from Lotus House and the North Miami Police Athletic League.

2022:

- Co-hosted a Thanksgiving meal distribution with teammate Teddy Bridgewater for 300 families at Bunche Park in Miami Gardens.

2021:

- Sponsored his 2nd annual holiday bike giveaway for youth in the Miami Gardens community.
- Hosted a Thanksgiving meal distribution at the Boys & Girls Club of Broward for 35 South Florida families.

2020:

- Hosted a holiday bike giveaway for 100 Miami Gardens youth.
- Purchased food from Sunday's Eatery in Miami Gardens and distributed meals and masks to community members during the COVID-19 pandemic.

2019:

- In 2019, visited Baptist Hospital to surprise kids with holiday gifts and provided Thanksgiving meals to 20 local families in collaboration with Generational Cure, a local nonprofit dedicated to issues facing today's youth.

2018:

- Hosted a youth football camp in his hometown of Houston in 2018.

2017:

- Cheered on participants at the 7th annual Dolphins Cancer Challenge in February.
- Helped surprise 100 underprivileged children with their own beds from Ashley HomeStore.
- Annually participates in the AARP Foundation Million Meal Pack to pack more than 1 million meals in a single day for the South Florida senior community.
- Helped spearhead a clothing and food drive for Hurricane Harvey victims in his hometown of Houston.

PERSONAL:

- **PRONUNCIATION:** First name is pronounced EX-ay-vee-n.
- **MAJOR:** Health, kinesiology and leisure studies.

- Became 1st Dolphins rookie to start Week 1 at cornerback since Sean Smith (2009).
- His 11 tackles were a season high.

**VS. CLEVELAND (9/25):** 6 solo tackles, 1 pass defended and 1 forced fumble.

- Forced a fumble from WR Ricardo Lewis in the 3rd quarter.

**AT N.Y. JETS (12/17):** 3 solo tackles and 3 passes defended.

POSTSEASON:

**AFC WILD CARD AT PITTSBURGH (1/8):** 5 tackles (3 solo), 1 interception and 2 passes defended.

- Broke up a pass intended for WR Antonio Brown on 3rd-and-10 in the 4th quarter.
- Intercepted QB Ben Roethlisberger on 3rd-and-8 and returned it 11 yards in the 4th quarter.
- Became the 2nd rookie in team history to record an interception in a playoff game (Troy Vincent, 1992).

BEFORE THE NFL

COLLEGE (BAYLOR):

- 3-year letterman (2013-15) and 2-year starter.

**CAREER:** Played in 39 games with 26 starts; 98 tackles (84 solo), 1.5 sacks, 10 interceptions, 33 passes defended, 1 forced fumble and 1 fumble recovery.

- Part of the most successful 4-year span in school history, winning two conference titles (2013-14), two bowl games and compiling 40 wins.

**JUNIOR (2015):** Started all 13 games; 42 tackles (37 solo), 5 interceptions, 15 passes defended and 1 fumble recovery.

- His 5 interceptions led the team
- Consensus 1st-team All-Big 12.

**SOPHOMORE (2014):** Started all 13 games; 51 tackles (42 solo), 1.5 sacks, 4 interceptions and 13 passes defended.

- His 17 passes defended were 2nd in the Big 12 and 11th nationally.
- His 4 interceptions were tied for 3rd in the Big 12.
- Honorable mention All-Big 12.

**REDSHIRT FRESHMAN (2013):** Played all 13 games; 5 solo tackles, 1 interception, 1 pass defended and 1 forced fumble.

- Redshirted in 2012.

HIGH SCHOOL (WHEATLEY HS – HOUSTON, TEXAS)

- Played defensive back and quarterback.
- Also participated in basketball and ran track.

**SENIOR (2011):** 32 solo tackles, 9 interceptions and 33 pass breakups.

- Returned 2 interceptions for TDs.
- 1st-team all-state

## XAVIEN HOWARD'S NFL REGULAR SEASON STATS

| YEAR       | TEAM  | GP  | GS | TACKLES |      |      |     |      | INT | INTERCEPTIONS |     |    |    | PD | FUMBLES |    |
|------------|-------|-----|----|---------|------|------|-----|------|-----|---------------|-----|----|----|----|---------|----|
|            |       |     |    | TOT     | SOLO | ASST | SK  | YDS  |     | YDS           | LG  | TD |    |    | FF      | FR |
| 2016       | MIAMI | 7   | 6  | 40      | 29   | 11   | 0.0 | 0.0  | 0   | 0             | -   | 0  | 6  |    | 1       | 0  |
| 2017       | MIAMI | 16  | 16 | 48      | 42   | 6    | 1.0 | 11.0 | 4   | 71            | 30t | 1  | 13 |    | 0       | 0  |
| 2018       | MIAMI | 12  | 12 | 35      | 25   | 10   | 0.0 | 0.0  | 7   | 52            | 39  | 0  | 12 |    | 0       | 1  |
| 2019       | MIAMI | 5   | 5  | 17      | 12   | 5    | 0.0 | 0.0  | 1   | 0             | 0   | 0  | 4  |    | 0       | 0  |
| 2020       | MIAMI | 16  | 16 | 51      | 40   | 11   | 0.0 | 0.0  | 10  | 77            | 29  | 0  | 20 |    | 1       | 0  |
| 2021       | MIAMI | 16  | 16 | 50      | 39   | 11   | 1.0 | 0.0  | 5   | 54            | 37t | 1  | 16 |    | 2       | 2  |
| 2022       | MIAMI | 15  | 15 | 45      | 35   | 10   | 0.0 | 0.0  | 1   | 0             | 0   | 0  | 12 |    | 0       | 2  |
| 2023       | MIAMI | 13  | 13 | 45      | 36   | 9    | 0.0 | 0.0  | 1   | 0             | 0   | 0  | 12 |    | 0       | 0  |
| NFL TOTALS |       | 100 | 99 | 331     | 258  | 73   | 2.0 | 11.0 | 29  | 254           | 39  | 2  | 95 |    | 4       | 5  |

## XAVIEN HOWARD'S NFL PLAYOFF STATS

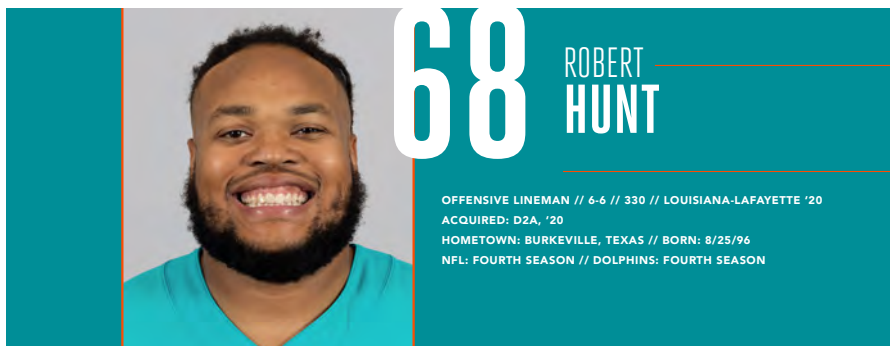
| YEAR           | TEAM  | GP | GS | TACKLES |      |      |     |     | INT | INTERCEPTIONS |    |    |   | PD | FUMBLES |    |
|----------------|-------|----|----|---------|------|------|-----|-----|-----|---------------|----|----|---|----|---------|----|
|                |       |    |    | TOT     | SOLO | ASST | SK  | YDS |     | YDS           | LG | TD |   |    | FF      | FR |
| 2016           | MIAMI | 1  | 1  | 5       | 3    | 2    | 0.0 | 0.0 | 1   | 11            | 11 | 0  | 2 |    | 0       | 0  |
| 2022           | MIAMI | 1  | 1  | 3       | 3    | 0    | 0.0 | 0.0 | 1   | 49            | 49 | 0  | 2 |    | 0       | 0  |
| PLAYOFF TOTALS |       | 2  | 2  | 8       | 6    | 2    | 0.0 | 0.0 | 2   | 60            | 49 | 0  | 4 |    | 0       | 0  |

### ADDITIONAL STATS

**Defensive Touchdowns:** 30-yard interception return vs. Denver (12/3/17), 49-yard fumble return vs. Baltimore (11/11/21), 37-yard interception return vs. New England (1/9/22), 16-yard fumble return vs. Houston (11/27/22).

### SINGLE-GAME CAREER HIGHS

**Tackles:** 11 at Seattle, 9/11/16  
**Sacks:** 1.0 Twice, last: at New Orleans, 12/27/21  
**Interceptions:** 2 5 times, last: vs. Buffalo, 12/2/18  
**Passes Defensed:** 5 vs. Denver, 12/3/17  
**Fumble Recoveries:** 1 5 times, last: vs. Houston, 11/27/22  
**Forced Fumbles:** 1 4 times, last: vs. Baltimore, 11/11/21



OFFENSIVE LINEMAN // 6-6 // 330 // LOUISIANA-LAFAYETTE '20  
 ACQUIRED: D2A, '20  
 HOMETOWN: BURKEVILLE, TEXAS // BORN: 8/25/96  
 NFL: FOURTH SEASON // DOLPHINS: FOURTH SEASON

## NFL CAREER

### TRANSACTIONS:

- 2nd-round pick (39th overall) by Miami in the 2020 NFL Draft.

### CAREER HIGHLIGHTS:

- Played in 61 career games with 55 starts – 45 at right guard and 11 at right tackle.
- 2 miscellaneous fumble recoveries.
- Started 2 postseason games.

### 2023 (MIAMI):

- Played in 11 games with 10 starts at right guard.
- Inactive for 6 games.

#### AT L.A. CHARGERS (9/10):

- Started at right guard.
- Helped the offense total 536 yards and 36 points while not allowing QB Tua Tagovailoa to get sacked.

#### VS. DENVER (9/24):

- Started at right guard.
- Helped the offense break team records for points (70), total yards (726) and rushing yards (350), while not surrendering a sack.

#### AT WASHINGTON (12/3):

- Started at right guard.
- Helped the Dolphins total 406 yards and 45 points while not surrendering a sack.

### POSTSEASON:

#### AFC WILD CARD AT KANSAS CITY (1/13):

Started at right guard.

### 2022 (MIAMI):

- Started all 17 games at right guard.
- 1 miscellaneous fumble recovery.

#### AT BALTIMORE (9/18):

- Started at right guard.
- Helped the Dolphins overcome a 21-point fourth-quarter deficit and post 547 total yards in the win.

#### AT DETROIT (10/30):

- Started at right guard.
- Helped the Dolphins total 476 yards of offense in the come-from-behind victory.

#### VS. CLEVELAND (11/13):

- Started at right guard.
- Helped the offense total 491 yards and 39 points while not allowing QB Tua Tagovailoa to get sacked.

### POSTSEASON:

#### AFC WILD CARD AT BUFFALO (1/15):

Started at right tackle.

### 2021 (MIAMI):

- Started all 17 games at right guard.
- 1 miscellaneous fumble recovery.

#### AT NEW ENGLAND (9/12):

Started at right guard.

#### AT JACKSONVILLE IN LONDON (10/17):

- Started at right guard.
- Protected QB Tua Tagovailoa as the team did not allow a sack.

#### AT N.Y. JETS (11/21):

- Started at right guard.
- Protected QB Tua Tagovailoa as the team did not allow a sack.

### 2020 (MIAMI):

- Played in all 16 games with 11 starts at right tackle.
- Started at right tackle.

#### AT NEW ENGLAND (9/13):

- Played but did not record any stats.
- Made his NFL debut.

#### AT SAN FRANCISCO (10/11):

- Started at right tackle.
- Protected QB Ryan Fitzpatrick who posted the 3rd-best QB rating (154.5) in team history (min. 20 att.).

- Made his 1st NFL start.

#### VS. NEW ENGLAND (12/20):

- Started at right tackle.
- Helped the team rush for 250 yards, which was Miami's most since Dec. 24, 2016 at Buffalo and the most allowed by New England since Nov. 24, 2013.

## BEFORE THE NFL

### COLLEGE (LOUISIANA-LAFAYETTE):

- 4-year starter (2016-19).

#### CAREER:

Started 45 games.

#### SENIOR (2019):

- Started 7 games.
- Helped the offense rank 1st in the Sun Belt and 5th in the nation allowing just 1.07 sacks per game, and 3rd in the nation with 6.28 yards per carry.

- 1st-team All-Sun Belt.

#### JUNIOR (2018):

- Started all 14 games.

- 2nd-team All Sun Belt.

#### SOPHOMORE (2017):

- Started 11 games – 9 at left guard and 2 at left tackle.

#### REDSHIRT FRESHMAN (2016):

- Started all 13 games at left guard.
- Redshirted in 2015.

**HIGH SCHOOL (BURKEVILLE HS – BURKEVILLE, TEXAS)**

- Also played basketball and earned 1st-team all-district honors.

**SENIOR (2014):**

- 1st-team all-district.

**JUNIOR (2013):**

- 1st-team all-district.
- Also averaged 18.9 points per game and 11.0 rebounds
- Named 1st-team all-district in basketball.

**OFF THE FIELD**

**COMMUNITY:**

**2021:**

- Visited his alma mater Burkeville Elementary School in Texas to surprise families with holiday gifts.

**PERSONAL:**

- **MAJOR:** General studies.

**ROBERT HUNT'S NFL REGULAR SEASON STATS**

**GAMES/STARTS:** 2020: 16/11, 2021: 17/17, 2022: 17/17, 2023: 11/10

**NFL TOTALS:** 61/55

**ROBERT HUNT'S NFL PLAYOFF STATS**

**GAMES/STARTS:** 2022: 1/1, 2023: 1/1

**PLAYOFF TOTALS:** 2/2

**ADDITIONAL STATS**

**Miscellaneous Fumble Recoveries:** 1 in 2021, 1 in 2022 for total of 2.



## NFL CAREER

### TRANSACTIONS:

- Signed by Miami on March 17, 2022.
- Signed by Oakland as an undrafted college free agent on May 3, 2019.

### CAREER HONORS:

- 2023 Don Shula Leadership Award Winner.
- 2023 Pro Bowl Selection.
- 2023 Walter Payton Man of the Year Nominee.
- 2022 Ed Block Courage Award (Miami recipient).
- 2022 Art Rooney Sportsmanship Award Nominee.
- 2020 Walter Payton Man of the Year Nominee.

### CAREER HIGHLIGHTS:

- Played in 75 career games with 38 starts.
- 23 carries for 30 yards (1.3 avg.) and 1 TD.
- 56 receptions for 463 yards (8.3 avg.) and 4 TDs.
- 9 special teams tackles (6 solo).
- 3 miscellaneous tackles.
- Played in 2 postseason games with 1 start for Miami.
- Is a 2-time team captain (2021, 2023).

### 2023 (MIAMI):

- Played in all 17 games with 13 starts.
- 2 carries for 0 yards (0.0 avg.).
- 13 receptions for 119 yards (9.2 avg.).
- 1 miscellaneous tackle.
- Served as a team captain.

**AT L.A. CHARGERS (9/10):** 2 receptions for 34 yards (17.0 avg.).

**AT BUFFALO (10/1):** 1 reception for 23 yards (23.0 avg.).

**VS. LAS VEGAS (11/19):** 3 receptions for 16 yards (5.3 avg.).

### POSTSEASON:

**AFC WILD CARD AT KANSAS CITY (1/13):** 1 kickoff return for 19 yards (19.0 avg.); 1 solo special teams tackle.

### PRO BOWL:

- Selected to start the Pro Bowl for the 1st time in his career.

### HONORS:

- Don Shula Leadership Award Winner.
- Walter Payton Man of the Year Nominee.

### 2022 (MIAMI):

- Played in all 17 games with 14 starts.
- 6 carries for 8 yards (1.3 avg.) and 1 TD.
- 15 receptions for 105 yards (7.0 avg.).
- 2 kickoff returns for 20 yards (10.0 avg.).
- 2 solo special teams tackles.
- 2 miscellaneous tackles.

**VS. NEW ENGLAND (9/11):** 1 carry for 2 yards; 1 reception for 8 yards.

- Made his Dolphins debut.

**AT DETROIT (10/30):** 1 carry for 1 yard and 1 TD; 1 reception for 5 yards.

- Scored his 1st career rushing TD on a 1-yard carry in the 3rd quarter.

**VS. CLEVELAND (11/13):** 4 receptions for 45 yards (11.3 avg.) and 1 TD.

- Caught a 13-yard TD pass from QB Tua Tagovailoa in the 1st quarter for his 1st TD reception of the season.

### POSTSEASON:

**AFC WILD CARD AT BUFFALO (1/15):** 1 miscellaneous tackle.

### HONORS:

- Ed Block Courage Award.
- Art Rooney Sportsmanship Award Nominee.

### 2021 (LAS VEGAS):

- Played in 9 games with 3 starts.
- Missed the rest of the season after being placed on injured reserve on Nov. 20.
- 2 carries for 1 yard (0.5 avg.).
- 10 receptions for 85 yards (8.5 avg.) and 1 TD.
- 4 special teams tackles (2 solo).
- Served as a team captain.

**VS. MIAMI (9/26):** 1 carry for 0 yards; 1 reception for 1 yard and a TD.

- Caught a 1-yard TD pass from QB Derek Carr in the 2nd quarter.

**VS. PHILADELPHIA (10/24):** 1 carry for 1 yard; 1 reception for 29 yards; 1 solo special teams tackle.

**AT N.Y. GIANTS (11/7):** 3 receptions for 28 yards (9.3 avg); 1 special teams tackle.

### 2020 (LAS VEGAS):

- Played in all 16 games with 4 starts.
- 3 carries for 4 yards (1.3 avg.).
- 12 receptions for 110 yards (9.2 avg.) and 1 TD.
- 1 solo special teams tackle.

**VS. NEW ORLEANS (9/21):** 2 receptions for 5 yards (2.5 avg.) and 1 TD.

- Caught a 3-yard TD pass from QB Derek Carr in the 2nd quarter.

**VS. BUFFALO (10/4):** 1 carry for -1 yard; 2 receptions for 29 yards (14.5 avg.).

**AT KANSAS CITY (10/11):** 2 receptions for 25 yards (12.5 avg.).

#### HONORS:

- Walter Payton Man of the Year Nominee.

#### 2019 (OAKLAND):

- Played in all 16 games with 4 starts.
- 10 carries for 17 yards (1.7 avg.).
- 6 receptions for 44 yards (7.3 avg.) and 1 TD.
- 2 special teams tackles (1 solo).

**VS. L.A. CHARGERS (11/7):** 1 carry for 3 yards; 1 reception for 9 yards and a TD; 1 solo special teams tackle.

- Scored on a 9-yard pass from QB Derek Carr to give Oakland a 17-14 lead in the 2nd quarter.

**AT KANSAS CITY (12/1):** 1 carry for 4 yards; 2 receptions for 13 yards (6.5 avg.).

**VS. JACKSONVILLE (12/15):** 3 receptions for 22 yards (7.3 avg.).

### BEFORE THE NFL

#### COLLEGE (WISCONSIN):

- 4-year letterman (2015-18) and 1-year starter.
- Moved from linebacker to fullback early during his freshman season in 2015.

**CAREER:** Played in 51 games with 11 starts; 103 carries for 343 yards (3.3 avg.) and 17 TDs; 14 receptions for 185 yards (13.2 avg.) and 4 TDs; 4 kickoff returns for 63 yards (15.8 avg.).

**SENIOR (2018):** Played in all 13 games with 11 starts; 26 carries for 143 yards (5.5 avg.) and 6 TDs; 5 receptions for 93 yards (18.6 avg.) and 1 TD.

- Served as team a captain.

**JUNIOR (2017):** Played in all 14 games; 10 carries for 25 yards (2.5 avg.) and 3 TDs; 3 receptions for 37 yards (12.3 avg.) and 1 TD.

**SOPHOMORE (2016):** Played in all 14 games; 18 carries for 44 yards (2.4 avg.) and 2 TDs; 6 receptions for 55 yards (9.2 avg.) and 2 TDs; 2 kickoff returns for 31 yards (15.5 avg.).

**TRUE FRESHMAN (2015):** Played in 10 games; 49 carries for 131 yards (2.7 avg.) and 6 TDs; 2 kickoff returns for 32 yards (16.0 avg.).

#### HIGH SCHOOL (BAY PORT HS – GREEN BAY, WIS.)

- Played quarterback and running back.
- Also lettered in wrestling and baseball.

**SENIOR (2014):** 2,324 rushing yards and 29 TDs; 1,411 passing yards and 15 TDs.

- Wisconsin Gatorade Player of the Year.
- 1st-team all-state.

**SOPHOMORE (2012):** 1,024 rushing yards and 22 TDs.

- 1st-team all-conference.

### OFF THE FIELD

#### COMMUNITY:

- Established the Ingold Family Foundation with the vision to cultivate environments of inspiration and motivation.
- Leads in advocacy of adoption and foster care through partnerships with AdoptUSKids, ChildNet and The Barker Adoption Foundation.
- Serves as a national spokesperson for AdoptUSKids.
- Has served as a Mission Ambassador for Raise the Future, an organization that supports and exemplifies the mission of finding one caring adult for all youth who are currently experiencing foster care.

#### 2023:

- Through the Ingold Family Foundation, teamed up with Beyond the Basics Inc., to host a holiday dinner and wish list surprise for children at the SOS Children's Villages Florida, a residential foster care community in Coconut Creek.
- Led several panels and speaking engagements for community members to inspire and connect through overcoming adversity.
- Hosted a free football camp for children in the foster care and adoption community, in collaboration with Children's Home Society of Florida.

#### 2022:

- Earned the Adoption Excellence Award from AdoptUSKids in partnership with the Children's Bureau and the Ad Council for making extraordinary strides on behalf of waiting children and youth in foster care.

#### PERSONAL:

- **PRONUNCIATION:** Last name is pronounced INN-gold.
- **MAJOR:** Personal finance – financial planning.
- Wrote and published his first book – "The 7 Crucibles: An Inspirational Game Plan for Overcoming Adversity in Your Life" – in 2023.

### ALEC INGOLD'S NFL REGULAR SEASON STATS

| YEAR       | TEAM      | GP | GS | RUSHING |     |     |    |    | RECEIVING |     |     |    |    |
|------------|-----------|----|----|---------|-----|-----|----|----|-----------|-----|-----|----|----|
|            |           |    |    | ATT     | YDS | AVG | LG | TD | REC       | YDS | AVG | LG | TD |
| 2019       | OAKLAND   | 16 | 4  | 10      | 17  | 1.7 | 4  | 0  | 6         | 44  | 7.3 | 14 | 1  |
| 2020       | LAS VEGAS | 16 | 4  | 3       | 4   | 1.3 | 3  | 0  | 12        | 110 | 9.2 | 23 | 1  |
| 2021       | LAS VEGAS | 9  | 3  | 2       | 1   | 0.5 | 1  | 0  | 10        | 85  | 8.5 | 29 | 1  |
| 2022       | MIAMI     | 17 | 14 | 6       | 8   | 1.3 | 2  | 1  | 15        | 105 | 7.0 | 17 | 1  |
| 2023       | MIAMI     | 17 | 13 | 2       | 0   | 0.0 | 0  | 0  | 13        | 119 | 9.2 | 23 | 0  |
| NFL TOTALS |           | 75 | 38 | 23      | 30  | 1.3 | 4  | 1  | 56        | 463 | 8.3 | 29 | 4  |

| ALEC INGOLD'S NFL PLAYOFF STATS |       |    |    |         |     |     |    |    |           |     |     |    |    |
|---------------------------------|-------|----|----|---------|-----|-----|----|----|-----------|-----|-----|----|----|
| YEAR                            | TEAM  | GP | GS | RUSHING |     |     |    |    | RECEIVING |     |     |    |    |
|                                 |       |    |    | ATT     | YDS | AVG | LG | TD | REC       | YDS | AVG | LG | TD |
| 2022                            | MIAMI | 1  | 0  | 0       | 0   | 0.0 | -  | 0  | 0         | 0   | 0.0 | -  | 0  |
| 2023                            | MIAMI | 1  | 0  | 0       | 0   | 0.0 | -  | 0  | 0         | 0   | 0.0 | -  | 0  |
| PLAYOFF TOTALS                  |       | 1  | 0  | 0       | 0   | 0.0 | -  | 0  | 0         | 0   | 0.0 | -  | 0  |

| ALEC INGOLD'S NFL PLAYOFF RETURNING STATS |       |                |     |      |    |    |             |    |     |     |    |    |
|---|-------|----------------|-----|------|----|----|-------------|----|-----|-----|----|----|
| YEAR                                      | TEAM  | KICKOFF RETURN |     |      |    |    | PUNT RETURN |    |     |     |    |    |
|   |       | KR             | YDS | AVG  | LG | TD | PR          | FC | YDS | AVG | LG | TD |
| 2023                                      | MIAMI | 1              | 19  | 19.0 | 19 | 0  | 0           | 0  | 0   | 0.0 | -  | 0  |
| PLAYOFF TOTALS                            |       | 1              | 19  | 19.0 | 19 | 0  | 0           | 0  | 0   | 0.0 | -  | 0  |

### ADDITIONAL STATS

**Special Teams Tackles:** (Oakland/Las Vegas) 2 in 2019, 1 in 2020, 4 in 2021, 2 in 2022 for total of 9 (P-1).

**Kickoff Returns:** (Miami) 2 for 20 yards in 2022.

**Miscellaneous Tackles:** (Miami) 2 in 2022, 1 in 2023 for a total of 3 (P-1).

**Miscellaneous Fumble Recoveries:** (Oakland/Las Vegas) in 2019, 1 in 2020, 1 in 2021 for total of 3.

### SINGLE-GAME CAREER HIGHS

**Rushes:** 2 vs. Denver, 9/24/23

**Rushing Yards:** 4 at Kansas City, 12/1/19

**Rushing Long:** 4 at Kansas City, 12/1/19

**Rushing TDs:** 1 at Detroit, 10/30/22

**Receptions:** 4 Twice, last: vs. Cleveland, 11/13/22

**Receiving Yards:** 45 vs. Cleveland, 11/13/22

**Receiving Long:** 29 vs. Philadelphia, 10/24/21

**Receiving TDs:** 1 4 times, last: vs. Cleveland, 11/13/22

| 2019 GAME-BY-GAME STATS (OAKLAND) |                  |      |     |     |      |    |    |
|-----------------------------------|------------------|------|-----|-----|------|----|----|
| DATE                              | OPPONENT         | P/S  | ATT | YDS | AVG  | LG | TD |
| 09/09                             | DENVER           | 1/1  | 0   | 0   | 0.0  | -  | 0  |
| 09/15                             | KANSAS CITY      | 1/0  | 0   | 0   | 0.0  | -  | 0  |
| 09/22                             | at Minnesota     | 1/0  | 0   | 0   | 0.0  | -  | 0  |
| 09/29                             | at Indianapolis  | 1/1  | 1   | 1   | 1.0  | 1  | 0  |
| 10/06                             | CHICAGO          | 1/0  | 1   | 3   | 3.0  | 3  | 0  |
| 10/20                             | at Green Bay     | 1/0  | 0   | 0   | 0.0  | -  | 0  |
| 10/27                             | at Houston       | 1/0  | 1   | 2   | 2.0  | 2  | 0  |
| 11/03                             | DETROIT          | 1/0  | 1   | 2   | 2.0  | 2  | 0  |
| 11/07                             | L.A. CHARGERS    | 1/1  | 1   | 3   | 3.0  | 3  | 0  |
| 11/17                             | CINCINNATI       | 1/1  | 1   | 3   | 3.0  | 3  | 0  |
| 11/24                             | at N.Y. Jets     | 1/0  | 1   | 0   | 0.0  | 0  | 0  |
| 12/01                             | at Kansas City   | 1/0  | 1   | 4   | 4.0  | 4  | 0  |
| 12/08                             | TENNESSEE        | 1/0  | 1   | -1  | -1.0 | -1 | 0  |
| 12/15                             | JACKSONVILLE     | 1/0  | 0   | 0   | 0.0  | -  | 0  |
| 12/22                             | at L.A. Chargers | 1/0  | 0   | 0   | 0.0  | -  | 0  |
| 12/29                             | at Denver        | 1/0  | 1   | 0   | 0.0  | 0  | 0  |
| 2019 TOTALS                       |                  | 16/4 | 10  | 17  | 1.7  | 4  | 0  |

| 2020 GAME-BY-GAME STATS (LAS VEGAS) |                  |      |     |     |      |    |    |
|-------------------------------------|------------------|------|-----|-----|------|----|----|
| DATE                                | OPPONENT         | P/S  | ATT | YDS | AVG  | LG | TD |
| 09/13                               | at Carolina      | 1/0  | 0   | 0   | 0.0  | -  | 0  |
| 09/21                               | NEW ORLEANS      | 1/0  | 0   | 0   | 0.0  | -  | 0  |
| 09/27                               | at New England   | 1/0  | 0   | 0   | 0.0  | -  | 0  |
| 10/04                               | BUFFALO          | 1/0  | 1   | -1  | -1.0 | -1 | 0  |
| 10/11                               | at Kansas City   | 1/1  | 0   | 0   | 0.0  | -  | 0  |
| 10/25                               | TAMPA BAY        | 1/1  | 0   | 0   | 0.0  | -  | 0  |
| 11/01                               | at Cleveland     | 1/0  | 1   | 3   | 3.0  | 3  | 0  |
| 11/08                               | at L.A. Chargers | 1/0  | 0   | 0   | 0.0  | -  | 0  |
| 11/15                               | DENVER           | 1/0  | 0   | 0   | 0.0  | -  | 0  |
| 11/22                               | KANSAS CITY      | 1/0  | 0   | 0   | 0.0  | -  | 0  |
| 11/29                               | at Atlanta       | 1/1  | 0   | 0   | 0.0  | -  | 0  |
| 12/06                               | at N.Y. Jets     | 1/0  | 0   | 0   | 0.0  | -  | 0  |
| 12/13                               | INDIANAPOLIS     | 1/1  | 0   | 0   | 0.0  | -  | 0  |
| 12/17                               | L.A. CHARGERS    | 1/0  | 1   | 2   | 2.0  | 2  | 0  |
| 12/26                               | MIAMI            | 1/0  | 0   | 0   | 0.0  | -  | 0  |
| 01/03                               | at Denver        | 1/0  | 0   | 0   | 0.0  | -  | 0  |
| 2020 TOTALS                         |                  | 16/4 | 3   | 4   | 1.3  | 3  | 0  |

| 2021 GAME-BY-GAME STATS (LAS VEGAS) |                  |     |                 |     |     |    |    |
|-------------------------------------|------------------|-----|-----------------|-----|-----|----|----|
| DATE                                | OPPONENT         | P/S | ATT             | YDS | AVG | LG | TD |
| 09/13                               | BALTIMORE        | 1/1 | 0               | 0   | 0.0 | -  | 0  |
| 09/19                               | at Pittsburgh    | 1/0 | 0               | 0   | 0.0 | -  | 0  |
| 09/26                               | MIAMI            | 1/0 | 1               | 0   | 0.0 | 0  | 0  |
| 10/04                               | at L.A. Chargers | 1/0 | 0               | 0   | 0.0 | -  | 0  |
| 10/10                               | CHICAGO          | 1/0 | 0               | 0   | 0.0 | -  | 0  |
| 10/17                               | at Denver        | 1/1 | 0               | 0   | 0.0 | -  | 0  |
| 10/24                               | PHILADELPHIA     | 1/1 | 1               | 1   | 1.0 | 1  | 0  |
| 11/07                               | at N.Y. Giants   | 1/0 | 0               | 0   | 0.0 | -  | 0  |
| 11/14                               | KANSAS CITY      | 1/0 | 0               | 0   | 0.0 | -  | 0  |
| 11/21                               | CINCINNATI       |     | INJURED RESERVE |     |     |    |    |
| 11/25                               | at Dallas        |     | INJURED RESERVE |     |     |    |    |
| 12/05                               | WASHINGTON       |     | INJURED RESERVE |     |     |    |    |
| 12/12                               | at Kansas City   |     | INJURED RESERVE |     |     |    |    |
| 12/20                               | at Cleveland     |     | INJURED RESERVE |     |     |    |    |
| 12/26                               | DENVER           |     | INJURED RESERVE |     |     |    |    |
| 01/02                               | at Indianapolis  |     | INJURED RESERVE |     |     |    |    |
| 01/09                               | L.A. CHARGERS    |     | INJURED RESERVE |     |     |    |    |
| 2021 TOTALS                         |                  | 9/3 | 2               | 1   | 0.5 | 1  | 0  |

| DATE           | OPPONENT       | P/S | REC             | YDS | AVG | LG | TD |
|----------------|----------------|-----|-----------------|-----|-----|----|----|
| 01/15          | at Cincinnati* |     | INJURED RESERVE |     |     |    |    |
| PLAYOFF TOTALS |                | 0/0 | 0               | 0   | 0.0 | -  | 0  |

\* AFC Wild Card game



## 2022 GAME-BY-GAME STATS (MIAMI)

| DATE               | OPPONENT         | P/S          | ATT      | YDS      | AVG        | LG       | TD       |
|--------------------|------------------|--------------|----------|----------|------------|----------|----------|
| 09/11              | NEW ENGLAND      | 1/1          | 1        | 2        | 2.0        | 2        | 0        |
| 09/18              | at Baltimore     | 1/1          | 1        | 1        | 1.0        | 1        | 0        |
| 09/25              | BUFFALO          | 1/1          | 1        | 0        | 0.0        | 0        | 0        |
| 09/29              | at Cincinnati    | 1/1          | 0        | 0        | 0.0        | -        | 0        |
| 10/09              | at N.Y. Jets     | 1/1          | 0        | 0        | 0.0        | -        | 0        |
| 10/16              | MINNESOTA        | 1/1          | 1        | 2        | 2.0        | 2        | 0        |
| 10/23              | PITTSBURGH       | 1/0          | 0        | 0        | 0.0        | -        | 0        |
| 10/30              | at Detroit       | 1/1          | 1        | 1        | 1.0        | 1t       | 1        |
| 11/06              | at Chicago       | 1/1          | 0        | 0        | 0.0        | -        | 0        |
| 11/13              | CLEVELAND        | 1/1          | 0        | 0        | 0.0        | -        | 0        |
| 11/27              | HOUSTON          | 1/0          | 0        | 0        | 0.0        | -        | 0        |
| 12/04              | at San Francisco | 1/1          | 0        | 0        | 0.0        | -        | 0        |
| 12/11              | at L.A. Chargers | 1/1          | 0        | 0        | 0.0        | -        | 0        |
| 12/17              | at Buffalo       | 1/1          | 1        | 2        | 2.0        | 2        | 0        |
| 12/25              | GREEN BAY        | 1/1          | 0        | 0        | 0.0        | -        | 0        |
| 01/01              | at New England   | 1/0          | 0        | 0        | 0.0        | -        | 0        |
| 01/08              | N.Y. JETS        | 1/1          | 0        | 0        | 0.0        | -        | 0        |
| <b>2022 TOTALS</b> |                  | <b>17/14</b> | <b>6</b> | <b>8</b> | <b>1.3</b> | <b>2</b> | <b>1</b> |

| DATE  | OPPONENT    | P/S | ATT | YDS | AVG | LG | TD |
|-------|-------------|-----|-----|-----|-----|----|----|
| 01/15 | at Buffalo* | 1/0 | 0   | 0   | 0.0 | -  | 0  |

\* AFC Wild Card game

## 2023 GAME-BY-GAME STATS (MIAMI)

| DATE               | OPPONENT         | P/S          | ATT      | YDS      | AVG        | LG       | TD       |
|--------------------|------------------|--------------|----------|----------|------------|----------|----------|
| 09/10              | at L.A. Chargers | 1/1          | 0        | 0        | 0.0        | -        | 0        |
| 09/17              | at New England   | 1/1          | 0        | 0        | 0.0        | -        | 0        |
| 09/24              | DENVER           | 1/1          | 2        | 0        | 0.0        | -        | 0        |
| 10/01              | at Buffalo       | 1/1          | 0        | 0        | 0.0        | -        | 0        |
| 10/08              | N.Y. GIANTS      | 1/1          | 0        | 0        | 0.0        | -        | 0        |
| 10/15              | CAROLINA         | 1/1          | 0        | 0        | 0.0        | -        | 0        |
| 10/22              | at Philadelphia  | 1/0          | 0        | 0        | 0.0        | -        | 0        |
| 10/29              | NEW ENGLAND      | 1/1          | 0        | 0        | 0.0        | -        | 0        |
| 11/05              | at Kansas City   | 1/1          | 0        | 0        | 0.0        | -        | 0        |
| 11/19              | LAS VEGAS        | 1/0          | 0        | 0        | 0.0        | -        | 0        |
| 11/24              | at N.Y. Jets     | 1/0          | 0        | 0        | 0.0        | -        | 0        |
| 12/03              | at Washington    | 1/1          | 0        | 0        | 0.0        | -        | 0        |
| 12/11              | TENNESSEE        | 1/1          | 0        | 0        | 0.0        | -        | 0        |
| 12/17              | N.Y. JETS        | 1/1          | 0        | 0        | 0.0        | -        | 0        |
| 12/24              | DALLAS           | 1/1          | 0        | 0        | 0.0        | -        | 0        |
| 12/31              | at Baltimore     | 1/1          | 0        | 0        | 0.0        | -        | 0        |
| 01/07              | BUFFALO          | 1/0          | 0        | 0        | 0.0        | -        | 0        |
| <b>2023 TOTALS</b> |                  | <b>17/13</b> | <b>2</b> | <b>0</b> | <b>0.0</b> | <b>-</b> | <b>0</b> |

| DATE  | OPPONENT        | P/S | ATT | YDS | AVG | LG | TD |
|-------|-----------------|-----|-----|-----|-----|----|----|
| 01/13 | at Kansas City* | 1/1 | 0   | 0   | 0.0 | -  | 0  |

\* AFC Wild Card game



6

MELVIN  
INGRAM

LINEBACKER // 6-2 // 250 // SOUTH CAROLINA '12

ACQUIRED: UFA, '22

HOMETOWN: HAMLET, N.C. // BORN: 4/26/89

NFL: 12TH SEASON // DOLPHINS: SECOND SEASON



PRO BOWL 2017, 2018, 2019



2016, 2017, 2018, 2019, 2020

## NFL CAREER

## TRANSACTIONS:

- Signed to Miami's active roster on Jan. 10, 2024.
- Signed to Miami's practice squad on Dec. 14, 2023.
- Signed by Miami as an unrestricted free agent from Kansas City on May 18, 2022.
- Traded from Pittsburgh to Kansas City on Nov. 2, 2021.
- Signed by Pittsburgh on July 20, 2021.
- 1st-round pick (18th overall) by San Diego in the 2012 NFL Draft.

## CAREER HONORS:

- AFC Defensive Player of the Month (September 2022).
- 2019 Pro Bowl selection.
- No. 48 on the NFL Network Top 100 list in 2019.
- 2018 Pro Bowl selection.
- No. 76 on the NFL Network Top 100 list in 2018.
- 2017 Pro Bowl selection.
- AFC Defensive Player of the Month (September 2017).

## CAREER HIGHLIGHTS:

- Played in 148 career games with 106 career starts.
- 402 tackles (287 solo), 58.5 sacks, 3 interceptions, 30 passes defended, 15 forced fumbles and 9 fumble recoveries; 1 fumble returned for a TD.
- 12 special teams tackles (11 solo).
- Appeared in 9 postseason games with 8 starts – 4 with the Chargers, 3 with Kansas City and 2 with Miami.
- Is a 5-time team captain (2016-20).

## 2023 (MIAMI):

- Signed to Miami's practice squad on Dec. 14 and active roster on Jan. 10.
- Played in 3 games.
- Spent 1 game on Miami's practice squad.
- 7 tackles (6 solo) and 1.5 sacks.

## VS. BUFFALO (1/7): 5 tackles (4 solo) and 1.5 sacks.

- Sacked QB Josh Allen on 3rd-and-5 for a loss of 8 yards in the 3rd quarter.
- Split a sack of QB Josh Allen with DT Zach Sieler on 2nd-and-8 in the 4th quarter.

## POSTSEASON:

## AFC WILD CARD AT KANSAS CITY (1/13): 2 tackles (1 solo).

## 2022 (MIAMI):

- Played in all 17 games with 3 starts.
- 22 tackles (15 solo), 6.0 sacks, 1 pass defended, 1 forced fumble and 2 fumble recoveries; 1 fumble returned for a TD.

## VS. NEW ENGLAND (9/11): 2 solo tackles and 1 fumble recovery.

- Recovered a fumble by QB Mac Jones and returned it 2 yards for a TD in the 2nd quarter.

## VS. BUFFALO (9/25): 3 solo tackles, 2.0 sacks, 1 forced fumble and 1 fumble recovery.

- Sacked QB Josh Allen on a 3rd-and-1 near the goal line in the 1st quarter.
- Recovered a fumble by QB Josh Allen that was forced by S Jevon Holland in the 1st quarter to give Miami the ball at Buffalo's 6-yard line.
- Strip-sacked QB Josh Allen on first-and-10 in the 2nd quarter.
- Tackled WR Isaiah McKenzie in bounds with less than 15 seconds remaining, letting the clock expire to preserve the Dolphins win.

## AT CHICAGO (11/6): 2 solo tackles and 1.0 sack.

- Sacked QB Justin Fields in the 4th quarter, putting the Bears behind the sticks and forcing a punt on a critical possession in the game.

## POSTSEASON:

## AFC WILD CARD AT BUFFALO (1/15): 2 tackles (1 solo).

## HONORS:

- AFC Defensive Player of the Month (September).

## 2021 (PITTSBURGH/KANSAS CITY):

- Played in 9 games with 6 starts for Kansas City.
- 15 tackles (7 solo), 1.0 sack and 1 forced fumble for Kansas City.
- Traded from Pittsburgh to Kansas City on Nov. 2.
- Played in 6 games with 1 start for Pittsburgh.
- Inactive for 2 games with Pittsburgh.
- 10 tackles (5 solo), 1.0 sack and 1 pass defended for Pittsburgh.

## VS. LAS VEGAS (9/19): 4 tackles (1 solo) and 1.0 sack.

- Sacked QB Derek Carr for a loss of 8 yards in the 3rd quarter.

## VS. DENVER (12/5): 3 tackles (1 solo) and 0.5 sack.

- Split a sack of QB Teddy Bridgewater with LB Willie Gay Jr. for a loss of 7 yards.

## VS. LAS VEGAS (12/12): 1 tackle and 0.5 sack.

- Split a sack of QB Derek Carr with DT Chris Jones

for a loss of 7 yards.

#### POSTSEASON:

**AFC WILD CARD VS. PITTSBURGH (1/16):** 1 solo tackle.

**AFC DIVISIONAL VS. BUFFALO (1/23):** 3 tackles (2 solo), 1.0 sack and 1 forced fumble.

- Strip-sacked QB Josh Allen on 3rd-and -9 in the 2nd quarter.

**AFC CHAMPIONSHIP VS. CINCINNATI (1/30):** 1 solo tackle, 1.0 sack and 1 pass defended.

- Sacked QB Joe Burrow on 1st and goal in the 3rd quarter.

#### 2020 (L. A. CHARGERS):

- Started 7 games.
- Missed 3 games after being placed on injured reserve on Sept. 26 and activated on Oct. 24.
- Missed the rest of the season after being placed on injured reserve on Nov. 27.
- 10 tackles (5 solo), 1 interception and 2 passes defended.
- Served as a team captain.

**AT CINCINNATI (9/13):** 2 solo tackles, 1 interception and 1 pass defended.

- Intercepted QB Joe Burrow on 1st-and-10 in the 4th quarter.

**VS. LAS VEGAS (11/8):** 5 tackles (3 solo).

**VS. N.Y. JETS (11/22):** 2 solo tackles.

#### 2019 (L.A. CHARGERS):

- Started 13 games.
- Inactive for 3 games.
- 48 tackles (39 solo), 7.0 sacks, 1 interception, 5 passes defended and 1 fumble recovery.
- Served as a team captain.

**VS. GREEN BAY (11/3):** 3 tackles (2 solo) and 1.5 sacks.

- Sacked QB Aaron Rodgers for a loss of 7 yards in the 2nd quarter.
- Split a sack with of QB Aaron Rodgers with DE Joey Bosa in the 3rd quarter.

**AT OAKLAND (11/7):** 7 solo tackles, 2.0 sacks and 1 pass defended.

- Sacked QB Derek Carr for a loss of 5 yards in the 1st quarter.
- Sacked QB Derek Carr for a loss of 5 yards in the 3rd quarter.

**VS. MINNESOTA (12/15):** 4 tackles (3 solo), 1 interception and 1 pass defended.

- Intercepted QB Kirk Cousins on 2nd-and-5 in the 2nd quarter and returned it 9 yards.

#### PRO BOWL:

- Selected to the Pro Bowl for the 3rd time in his career.

#### HONORS:

- No. 48 on the NFL Network Top 100 list.

#### 2018 (L.A. CHARGERS):

- Started all 16 games.
- 43 tackles (28 solo), 7.0 sacks, 1 interception, 3 passes defended, 1 forced fumble and 2 fumble recoveries.
- Served as a team captain.

**VS. OAKLAND (10/7):** 7 tackles (5 solo), 1.0 sack, 1 interception and 1 pass defended.

- Sacked QB Derek Carr on 3rd-and-3 in the 1st quarter.
- Intercepted QB Derek Carr on 1st-and-goal in the 3rd quarter and returned it 8 yards.

**VS. TENNESSEE (10/21):** 5 solo tackles, 1.0 sack and 2 passes defended.

- Sacked QB Marcus Mariota on 1st-and-10 in the 3rd quarter.

**VS. BALTIMORE (12/22):** 3 tackles (2 solo) and 2 fumble recoveries.

- Recovered a RB Kenneth Dixon fumble forced by DT Darius Philon and recovered his own fumble on the same play.

#### POSTSEASON:

**AFC WILD CARD AT BALTIMORE (1/6):** 7 tackles (6 solo), 2.0 sacks, 1 forced fumble and 1 fumble recovery.

- Forced a RB Kenneth Dixon fumble recovered by S Adrian Phillips for no gain in the 1st quarter.
- Sacked QB Lamar Jackson on 3rd-and-11 in the 3rd quarter.
- Sacked QB Lamar Jackson on 3rd-and-11 in the 4th quarter.
- Recovered a QB Lamar Jackson fumble forced by LB Uchenna Nwosu for no gain in the 4th quarter.

**AFC DIVISIONAL AT NEW ENGLAND (1/13):** 2 solo tackles and 1 pass defended.

#### PRO BOWL:

- Selected to the Pro Bowl for the 2nd time in his career.

#### HONORS:

- No. 76 on the NFL Network Top 100 list.

#### 2017 (L.A. CHARGERS):

- Started all 16 games.
- 56 tackles (43 solo), 10.5 sacks, 1 forced fumble, 2 fumble recoveries and 1 pass defended.
- Served as a team captain.

**VS. KANSAS CITY (9/24):** 6 solo tackles and 3.0 sacks.

- Sacked QB Alex Smith on 2nd-and-5 in the 2nd quarter for a loss of 2 yards.
- Sacked QB Alex Smith on 3rd-and-3 in the 3rd quarter for a loss of 11 yards.
- Sacked QB Alex Smith on 1st-and-10 in the 4th quarter for a loss of 5 yards.

**AT N.Y. GIANTS (10/8):** 6 tackles (4 solo), 2.0 sacks, 1 forced fumble and 1 fumble recovery.

- Sacked QB Eli Manning on 3rd-and-5 in the 3rd quarter for a loss of 13 yards.
- Strip-sacked and recovered a QB Eli Manning fumble on 3rd-and-7 in the 4th quarter.

**AT KANSAS CITY (12/16):** 5 tackles (3 solo), 1.0 sack and 1 pass defended.

- Sacked QB Alex Smith on 1st-and-10 in the 1st quarter for a loss of 8 yards.

#### PRO BOWL:

- Selected to the Pro Bowl for the 1st time in his career.

#### HONORS:

- AFC Defensive Player of the Month (September).

## 2016 (SAN DIEGO):

- Started all 16 games.
- 60 tackles (46 solo), 8.0 sacks, 5 passes defended and 4 forced fumbles.
- Served as a team captain.

**VS. JACKSONVILLE (9/18):** 3 solo tackles, 2.0 sacks and 1 forced fumble.

- Strip-sacked QB Blake Bortles on 3rd-and-13 in the 2nd quarter.
- Strip-sacked QB Blake Bortles and DT Corey Liuget recovered the fumble for no gain.

**AT ATLANTA (10/23):** 9 tackles (6 solo) and 1.0 sack.

- Sacked QB Matt Ryan on 2nd-and-10 in the 2nd quarter for a loss of 7 yards.

**VS. OAKLAND (12/18):** 6 tackles (5 solo), 1.0 sack, 1 pass defended and 2 forced fumbles.

- Forced RB Latavius Murray to fumble on 2nd-and-4 in the 1st quarter.
- Forced RB Latavius Murray to fumble and it was recovered by LB Kyle Emanuel for no gain in the 1st quarter.
- Sacked QB Derek Carr on 3rd-and-8 in the 4th quarter for a loss of 7 yards.

## 2015 (SAN DIEGO):

- Started all 16 games.
- 65 tackles (52 solo), 10.5 sacks, 6 passes defended, 3 forced fumbles and 1 fumble recovery.

**VS. DENVER (12/6):** 7 tackles (6 solo) and 1.0 sack.

- Sacked QB Brock Osweiler on 2nd-and-11 in the 3rd quarter for a loss of 7 yards.

**VS. MIAMI (12/20):** 6 tackles (4 solo), 2.5 sacks and 1 forced fumble.

- Strip-sacked QB Ryan Tannehill on 2nd-and-10 in the 2nd quarter.
- Split a sack of QB Ryan Tannehill with OLB Jeremiah Attaochu on 3rd-and-9 in the 3rd quarter.
- Sacked QB Ryan Tannehill on 1st-and-10 in the 3rd quarter.

**AT OAKLAND (12/24):** 6 solo tackles, 1.0 sack and 1 pass defended.

- Sacked QB Derek Carr on 3rd-and-8 for a loss of 8 yards in the 3rd quarter.

## 2014 (SAN DIEGO):

- Started 9 games.
- Missed 7 games after being placed on injured reserve on Sept. 20 and activated on Nov. 15.
- 29 tackles (21 solo) 4.0 sacks, 2 forced fumbles, 1 pass defended and 1 fumble recovery.

**VS. SEATTLE (9/14):** 5 tackles (4 solo), 1.0 sack and 1 forced fumble.

- Strip-sacked QB Russell Wilson on 2nd-and-10 in the 2nd quarter.

**VS. ST. LOUIS (11/23):** 2 solo tackles, 1 pass defended and 1 fumble recovery.

- Recovered a TE Jared Cook fumble on 3rd-and-9 in the 1st quarter for no gain.

**VS. NEW ENGLAND (12/7):** 6 tackles (5 solo) and 1.0 sack.

- Sacked QB Tom Brady on 3rd-and-1 in the 1st quarter for a loss of 7 yards.

## 2013 (SAN DIEGO):

- Played in 4 games with 1 start.
- Missed 12 games on the physically unable to perform list and was activated on Dec. 7.
- 8 tackles (4 solo), 1.0 sack and 1 forced fumble.

**VS. OAKLAND (12/22):** 3 solo tackles, 1.0 sack and 1 forced fumble.

- Strip-sacked QB Matt McGloin on 1st-and-10 in the 1st quarter.

**VS. KANSAS CITY (12/29):** 4 tackles (1 solo).

## POSTSEASON:

**AFC WILD CARD AT CINCINNATI (1/5):** 3 tackles, 1 interception and 1 pass defended.

- Intercepted QB Andy Dalton on 1st-and-10 in the 4th quarter and returned it 3 yards.

**AFC DIVISIONAL AT DENVER (1/12):** 3 solo tackles.

## 2012 (SAN DIEGO):

- Played in all 16 games with 2 starts.
- 29 tackles (16 solo), 1.0 sack, 1 forced fumble and 5 passes defended.
- 12 special teams tackles (11 solo).

**AT OAKLAND (9/10):** 1 solo tackle and 1 forced fumble.

- Forced WR Rod Streater to fumble and it was recovered by LB Antwan Barnes on 3rd-and-4 in the 1st quarter.
- Made his NFL debut.

**AT CLEVELAND (10/28):** 3 solo tackles, 0.5 sack, 1 pass defended; 1 solo special teams tackle.

- Split a sack of QB Brandon Weeden with LB Shaun Phillips on 3rd-and-6 in the 4th quarter.

**VS. CINCINNATI (12/2):** 5 tackles (4 solo) and 1 pass defended; 1 solo special teams tackle.

## BEFORE THE NFL

### COLLEGE (SOUTH CAROLINA):

- 4-year letterman (2007, 09-11) and 1-year starter.

**CAREER:** Played in 52 games with 14 starts; 107 tackles (71 solo), 21.0 sacks, 2 interceptions, 6 passes defended, 1 forced fumble and 2 fumble recoveries; 2 carries for 87 yards (43.5 avg.) and 1 TD; 5 kickoff returns for 90 yards (18.0 avg.).

**SENIOR (2011):** Played in all 13 games with 12 starts; 48 tackles (31 solo), 10.0 sacks, 2 interceptions, 4 passes defended and 2 fumble recoveries returned for TDs; 2 carries for 87 yards (43.5 avg.) and 1 TD.

- 1st-team All-American.
- 1st-team All-SEC.
- His 10.0 sacks tied the school's single-season record.

**JUNIOR (2010):** Played in all 14 games with 1 start; 28 tackles (17 solo), 9.0 sacks, 1 pass defended and 1 forced fumble.

**REDSHIRT SOPHOMORE (2009):** Played in all 13 games with 1 start; 16 tackles (10 solo), 1.0 sack and 1 pass defended.

**SOPHOMORE (2008):**

- Redshirted due to injury.

**TRUE FRESHMAN (2007):** Played in all 12 games; 15 tackles (13 solo) and 1.0 sack; 5 kickoff returns for 90 yards (18.0 avg.).

**MELVIN INGRAM'S NFL REGULAR SEASON STATS**

| YEAR              | TEAM          | GP         | GS         | TACKLES    |            |            | SK          | YDS          | INTERCEPTIONS |           |          |          |           | FUMBLES   |          |
|-------------------|---------------|------------|------------|------------|------------|------------|-------------|--------------|---------------|-----------|----------|----------|-----------|-----------|----------|
|                   |               |            |            | TOT        | SOLO       | ASST       |             |              | INT           | YDS       | LG       | TD       | PD        | FF        | FR       |
| 2012              | SAN DIEGO     | 16         | 2          | 29         | 16         | 13         | 1.0         | 6.0          | 0             | 0         | -        | 0        | 5         | 1         | 0        |
| 2013              | SAN DIEGO     | 4          | 1          | 8          | 4          | 4          | 1.0         | 0.0          | 0             | 0         | -        | 0        | 0         | 1         | 0        |
| 2014              | SAN DIEGO     | 9          | 9          | 29         | 21         | 8          | 4.0         | 31.0         | 0             | 0         | -        | 0        | 1         | 2         | 1        |
| 2015              | SAN DIEGO     | 16         | 16         | 65         | 52         | 13         | 10.5        | 73.5         | 0             | 0         | -        | 0        | 6         | 3         | 1        |
| 2016              | SAN DIEGO     | 16         | 16         | 60         | 46         | 14         | 8.0         | 62.0         | 0             | 0         | -        | 0        | 5         | 4         | 0        |
| 2017              | L.A. CHARGERS | 16         | 16         | 56         | 43         | 13         | 10.5        | 87.5         | 0             | 0         | -        | 0        | 1         | 1         | 2        |
| 2018              | L.A. CHARGERS | 16         | 16         | 43         | 28         | 15         | 7.0         | 54.5         | 1             | 8         | 8        | 0        | 3         | 1         | 2        |
| 2019              | L.A. CHARGERS | 13         | 13         | 48         | 39         | 9          | 7.0         | 42.5         | 1             | 9         | 9        | 0        | 5         | 0         | 1        |
| 2020              | L.A. CHARGERS | 7          | 7          | 10         | 5          | 5          | 0.0         | 0.0          | 1             | 0         | 0        | 0        | 2         | 0         | 0        |
| 2021              | PITTSBURGH    | 6          | 1          | 10         | 5          | 5          | 1.0         | 8.0          | 0             | 0         | -        | 0        | 1         | 0         | 0        |
|                   | KANSAS CITY   | 9          | 6          | 15         | 7          | 8          | 1.0         | 7.0          | 0             | 0         | -        | 0        | 0         | 1         | 0        |
| 2022              | MIAMI         | 17         | 3          | 22         | 15         | 7          | 6.0         | 48.5         | 0             | 0         | -        | 0        | 1         | 1         | 2        |
| 2023              | MIAMI         | 3          | 0          | 7          | 6          | 1          | 1.5         | 8.0          | 0             | 0         | -        | 0        | 0         | 0         | 0        |
| <b>NFL TOTALS</b> |               | <b>148</b> | <b>106</b> | <b>402</b> | <b>287</b> | <b>115</b> | <b>58.5</b> | <b>428.5</b> | <b>3</b>      | <b>17</b> | <b>9</b> | <b>0</b> | <b>30</b> | <b>15</b> | <b>9</b> |

**MELVIN INGRAM'S NFL PLAYOFF STATS**

| YEAR                  | TEAM          | GP       | GS       | TACKLES   |           |          | SK         | YDS         | INTERCEPTIONS |          |          |          |          | FUMBLES  |          |
|-----------------------|---------------|----------|----------|-----------|-----------|----------|------------|-------------|---------------|----------|----------|----------|----------|----------|----------|
|                       |               |          |          | TOT       | SOLO      | ASST     |            |             | INT           | YDS      | LG       | TD       | PD       | FF       | FR       |
| 2013                  | SAN DIEGO     | 2        | 2        | 6         | 3         | 3        | 0.0        | 0.0         | 1             | 3        | 3        | 0        | 1        | 0        | 0        |
| 2018                  | L.A. CHARGERS | 2        | 2        | 9         | 8         | 1        | 2.0        | 17.0        | 0             | 0        | -        | 0        | 1        | 1        | 1        |
| 2021                  | KANSAS CITY   | 3        | 3        | 5         | 4         | 1        | 2.0        | 18.0        | 0             | 0        | -        | 0        | 1        | 1        | 0        |
| 2022                  | MIAMI         | 1        | 0        | 2         | 1         | 1        | 0.0        | 0.0         | 0             | 0        | -        | 0        | 0        | 0        | 0        |
| 2023                  | MIAMI         | 1        | 1        | 2         | 1         | 1        | 0.0        | 0.0         | 0             | 0        | -        | 0        | 0        | 0        | 0        |
| <b>PLAYOFF TOTALS</b> |               | <b>9</b> | <b>8</b> | <b>24</b> | <b>17</b> | <b>7</b> | <b>4.0</b> | <b>35.0</b> | <b>1</b>      | <b>3</b> | <b>3</b> | <b>0</b> | <b>3</b> | <b>2</b> | <b>1</b> |

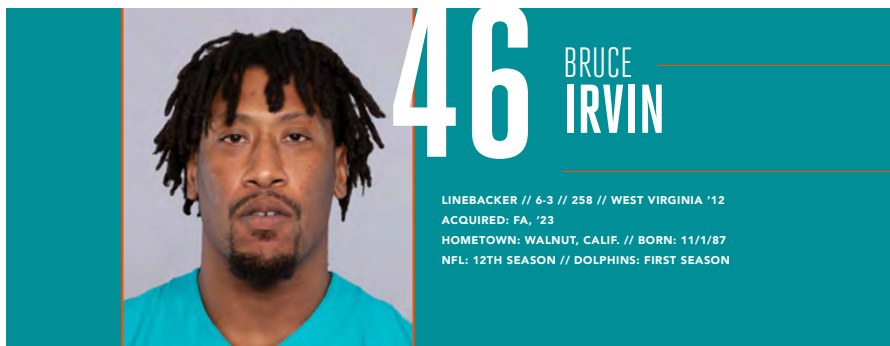
**ADDITIONAL STATS**

**Special Teams Tackles:** (L.A. Chargers) 12 in 2012.

**Defensive Touchdowns:** (L.A. Chargers) 39-yard fumble return vs. Buffalo (11/19/17), (Miami) 2-yard fumble return vs. New England (9/11/22).

**SINGLE-GAME CAREER HIGHS**

|                           |     |  |
|---------------------------|-----|--|
| <b>Tackles:</b>           | 9   | at Atlanta, 10/23/16                     |
| <b>Sacks:</b>             | 3.0 | vs. Kansas City, 9/24/17                 |
| <b>Interceptions:</b>     | 1   | 4 times, last: at Cincinnati, 9/13/20    |
| <b>Passes Defensed:</b>   | 2   | 3 times, last: vs. Kansas City, 11/18/19 |
| <b>Fumble Recoveries:</b> | 2   | vs. Oakland, 12/18/16                    |
| <b>Forced Fumbles:</b>    | 2   | vs. Baltimore, 12/22/18                  |



## NFL CAREER

### TRANSACTIONS:

- Signed by Miami on Jan. 9, 2024.
- Released from Detroit's practice squad on Jan. 3, 2024.
- Signed to Detroit's practice squad on Nov. 15, 2023.
- Signed to Seattle's active roster on Nov. 4, 2022.
- Signed to Seattle's practice squad on Oct. 12, 2022.
- Signed to Chicago's active roster on Dec. 9, 2021.
- Signed to Chicago's practice squad on Nov. 19, 2021.
- Signed by Seattle as an unrestricted free agent from Carolina on March 18, 2020.
- Signed by Carolina as an unrestricted free agent from Atlanta on March 19, 2019.
- Signed by Atlanta on Nov. 7, 2018.
- Released by Oakland on Nov. 5, 2018.
- Signed by Oakland as an unrestricted free agent from Seattle on March 10, 2016.
- 1st-round pick (15th overall) by Seattle in the 2012 NFL Draft.

### CAREER HONORS:

- 2017 Walter Payton Man of the Year Nominee.
- AFC Defensive Player of the Week vs. San Diego (12/18/16).
- 2012 PFW/PFWA All-Rookie Team.

### CAREER HIGHLIGHTS:

- Played in 141 career games with 103 career starts.
- 343 tackles (235 solo), 56.5 sacks, 3 interceptions, 13 passes defended, 16 forced fumbles and 3 fumble recoveries.
- Won Super Bowl XLVIII with Seattle.
- Appeared in 13 postseason games with 10 starts – 11 with Seattle, 1 with Oakland and 1 with Miami.

### 2023 (DETROIT/MIAMI):

- Signed by Miami on Jan. 9.
- Played in 3 games with Detroit.
- Spent 4 games on Detroit's practice squad.
- 1 solo tackle and 1.0 sack with Detroit.

**AT NEW ORLEANS (12/3):** 1 solo tackle and 1.0 sack.

- Sacked QB Derek Carr on 3rd-and-5 for a loss of 10 yards in the 1st quarter.

- Made his Lions debut.

### POSTSEASON:

**AFC WILD CARD AT KANSAS CITY (1/13):** Played but did not record stats.

### 2022 (SEATTLE):

- Signed to Seattle's practice squad on Oct. 12 and active roster on Nov. 4.
- Played in 11 games with 10 starts.
- 28 tackles (18 solo) and 3.5 sacks.

**AT ARIZONA (11/6):** 3 tackles (2 solo) and 1.0 sack.

- Sacked QB Kyler Murray for a loss of 7 yards in the 3rd quarter.

**VS. CAROLINA (12/11):** 6 tackles (3 solo) and 1.0 sack.

- Sacked QB Sam Darnold on 2nd-and-14 for a loss of 5 yards in the 2nd quarter.

**VS. L.A. RAMS (1/8):** 3 tackles (2 solo) and 1.5 sacks.

- Sacked QB Baker Mayfield for a loss of 10 yards forcing the Rams to punt in the 1st quarter.
- Split a sack of QB Baker Mayfield with LB Uchenna Nwosu for a loss of 7 yards in the 3rd quarter.

### POSTSEASON:

**NFC WILD CARD AT SAN FRANCISCO (1/14):** 5 tackles (4 solo) and 1.0 sack.

- Sacked QB Brock Purdy for a loss of 8 yards in the 2nd quarter.

### 2021 (CHICAGO):

- Signed to Chicago's practice squad on Nov. 19 and active roster on Dec. 9.
- Played in 6 games with 1 start.
- Spent 2 games on Chicago's practice squad.
- 7 tackles (2 solo) and 1 pass defended.

**VS. MINNESOTA (12/20):** 4 tackles (1 solo).

**AT SEATTLE (12/26):** 1 tackle and 1 pass defended.

### 2020 (SEATTLE):

- Started 2 games.
- Missed the rest of the season after being placed on injured reserve on Sept. 23.
- 5 tackles (4 solo).

**AT ATLANTA (9/13):** 3 tackles (2 solo).

## 2019 (CAROLINA):

- Played in 13 games with 12 starts.
- Inactive for 3 games.
- 36 tackles (22 solo), 8.5 sacks, 1 pass defended, 1 forced fumble and 1 fumble recovery.

**AT TAMPA BAY (10/13):** 3 tackles (1 solo), 0.5 sack, 1 pass defended and 1 fumble recovery.

- Split a sack of QB Jameis Winston with DT Gerald McCoy for a loss of 3 yards in the 2nd quarter.
- Recovered a QB Jameis Winston fumble forced by DT Vernon Butler with 1:16 remaining in the 2nd quarter.

**AT SAN FRANCISCO (10/27):** 5 solo tackles and 2.0 sacks.

- Sacked QB Jimmy Garoppolo in the end zone, resulting in a safety in the 3rd quarter.
- Sacked QB Jimmy Garoppolo for a loss of 8 yards in the 3rd quarter.

**AT INDIANAPOLIS (12/22):** 4 solo tackles and 2.0 sacks.

- Sacked QB Jacoby Brissett for a loss of 4 yards in the 3rd quarter.
- Sacked QB Jacoby Brissett for a loss of 9 yards in the 4th quarter.

## 2018 (OAKLAND/ATLANTA):

- Played 8 games with 3 starts with Atlanta.
- 13 tackles (10 solo) and 3.5 sacks with Atlanta.
- Signed by Atlanta on Nov. 7.
- Released by Oakland on Nov. 5.
- Played 8 games with 6 starts with Oakland.
- 6 solo tackles, 3.0 sacks and 1 forced fumble with Oakland.

**VS. L.A. RAMS (9/10):** 1 solo tackle, 1.0 sack and 1 forced fumble.

- Strip-sacked QB Jared Goff for a loss of 8 yards on 3rd-and-8, resulting in a missed 46-yard FG by Los Angeles on the ensuing play.

**VS. ARIZONA (12/16):** 3 tackles (1 solo) and 1.5 sacks.

- Split a sack of QB Josh Rosen for a loss of 9 yards with LB De'Vondre Campbell in the 1st quarter.
- Sacked QB Josh Rosen for a loss of 12 yards in the 3rd quarter.

## 2017 (OAKLAND):

- Started all 16 games.
- 58 tackles (38 solo), 8.0 sacks, 3 passes defended and 4 forced fumbles.

**VS. DENVER (11/26):** 3 solo tackles, 2.0 sacks and 1 forced fumble.

- Sacked QB Paxton Lynch on 3rd-and-10 for a loss of 2 yards in the 2nd quarter.
- Strip-sacked QB Paxton Lynch for a loss of 8 yards but was recovered by Denver in the 3rd quarter.

**VS. N.Y. GIANTS (12/3):** 8 tackles (7 solo), 1.0 sack and 1 forced fumble.

- Strip-sacked QB Geno Smith for a loss of 7 yards which was recovered by LB NaVorro Bowman in the 2nd quarter.

**AT KANSAS CITY (12/10):** 4 solo tackles and 2.0 sacks.

- Sacked QB Alex Smith for a loss of 6 yards in the 1st quarter.

- Sacked QB Alex Smith on 2nd-and-13 for a loss of 3 yards in the 1st quarter.

## HONORS:

- Walter Payton Man of the Year Nominee.

## 2016 (OAKLAND):

- Started all 16 games.
- 57 tackles (47 solo), 7.0 sacks, 1 pass defended and 6 forced fumbles.

**AT BALTIMORE (10/2):** 2 solo tackles, 1.0 sack and 1 forced fumble.

- Strip-sacked QB Joe Flacco for a loss of 9 yards in the 4th quarter.

**VS. HOUSTON (11/21):** 10 tackles (9 solo) and 1.0 sack.

- Sacked QB Brock Osweiler for a loss of 4 yards in the 4th quarter.

**AT SAN DIEGO (12/18):** 6 tackles (5 solo), 2.0 sacks and 1 forced fumble.

- Sacked QB Philip Rivers for a loss of 3 yards in the 1st quarter.
- Forced RB Kenneth Farrow to fumble out of bounds on the final play of the 1st quarter.
- Sacked QB Philip Rivers for a loss of 5 yards in the 4th quarter.

## POSTSEASON:

**AFC WILD CARD AT HOUSTON (1/7):** 5 tackles (3 solo).

## HONORS:

- AFC Defensive Player of the Week vs. San Diego (12/18).

## 2015 (SEATTLE):

- Played in 15 games with 12 starts.
- Inactive for 1 game.
- 38 tackles (22 solo), 5.5 sacks, 2 passes defended, 1 forced fumble and 1 fumble recovery.

**VS. CAROLINA (10/18):** 5 tackles (4 solo) and 2.0 sacks.

- Sacked QB Cam Newton on 3rd-and-4 for a loss of 8 yards in the 1st quarter.
- Sacked QB Cam Newton for a loss of 9 yards in the 4th quarter.

**AT DALLAS (11/1):** 1 solo tackle and 1.0 sack.

- Sacked QB Matt Cassel for a loss of 6 yards in the 4th quarter.

**AT MINNESOTA (12/6):** 3 solo tackles, 1.0 sack and 1 forced fumble.

- Strip-sacked QB Teddy Bridgewater for a loss of 8 yards in the 3rd quarter.

## POSTSEASON:

**NFC WILD CARD AT MINNESOTA (1/10):** 5 tackles (3 solo) and 0.5 sack.

**NFC DIVISIONAL AT CAROLINA (1/17):** Played but did not record any stats.

## 2014 (SEATTLE):

- Played 15 games with 13 starts.
- Inactive for 1 game.
- 38 tackles (24 solo), 6.5 sacks, 2 interceptions, 3 passes defended, 1 forced fumble and 1 fumble recovery; 2 interceptions returned for a TD.

**VS. OAKLAND (11/2):** 3 tackles (1 solo), 1 interception and 1 forced fumble; 1 interception



returned for a TD.

- Intercepted QB Derek Carr and returned it 35 yards for a TD on the final play of the 1st quarter.

**VS. ST. LOUIS (12/18):** 6 tackles (3 solo), 1.0 sack, 1 interception, 1 pass defended and 1 forced fumble; 1 interception returned for a TD.

- Intercepted QB Shaun Hill and returned it 49 yards for a TD in the 4th quarter.
- Strip-sacked QB Shaun Hill on 3rd-and-25 in the 4th quarter.

#### **POSTSEASON:**

**NFC DIVISIONAL VS. CAROLINA (1/10):** 2 tackles (1 solo) and 1.0 sack.

- Sacked QB Cam Newton for a loss of 8 yards in the 4th quarter.

**NFC CHAMPIONSHIP VS. GREEN BAY (1/18):** 2 tackles (1 solo).

**SUPER BOWL XLIX VS. NEW ENGLAND (2/1):** 2 solo tackles and 1.0 sack.

- Sacked QB Tom Brady for a loss of 8 yards in the 4th quarter.

### **2013 (SEATTLE):**

- Started 12 games.
- Missed the 1st 4 games of the season on the Reserve/Suspended list.
- 40 tackles (31 solo), 2.0 sacks, 1 interception, 2 passes defended and 1 forced fumble.

**AT INDIANAPOLIS (10/6):** 4 tackles (3 solo) and 1.0 sack.

- Sacked QB Andrew Luck for a loss of 9 yards in the 2nd quarter.

**AT ST. LOUIS (10/28):** 9 tackles (8 solo), 1.0 sack, 1 interception, 1 pass defended and 1 forced fumble.

- Intercepted QB Kellen Clemens and returned it 8 yards to the Seattle 29-yard line in the 1st quarter.
- Strip-sacked QB Kellen Clemens for a loss of 7 yards, but the ball fumbled out of bounds.

#### **POSTSEASON:**

**NFC DIVISIONAL VS. NEW ORLEANS (1/11):** 2 solo tackles.

**NFC CHAMPIONSHIP VS. SAN FRANCISCO (1/19):** 1 solo tackle.

**SUPER BOWL XLVIII VS. DENVER (2/2):** 2 solo tackles.

### **2012 (SEATTLE):**

- Played in all 16 games.
- 16 tackles (10 solo), 8.0 sacks, 1 forced fumble and 1 fumble recovery.

**VS. GREEN BAY (9/24):** 2 solo tackles and 2.0 sacks.

- Sacked QB Aaron Rodgers for a loss of 3 yards, forcing Green Bay to punt in the 1st quarter.
- Sacked QB Aaron Rodgers for a loss of 6 yards, in the 1st quarter.

**AT CAROLINA (10/7):** 2 solo tackles, 2.0 sacks and 1 forced fumble.

- Sacked QB Cam Newton for a loss of 13 yards, forcing Carolina to punt in the 2nd quarter.
- Strip-sacked QB Cam Newton which was recovered by DT Alan Branch, sealing the victory.

**AT BUFFALO (12/16):** 1 solo tackle and 1 fumble recovery.

- Recovered a QB Ryan Fitzpatrick fumble forced by DE Chris Clemons and returned it 35 yards to the Buffalo 10-yard line.

#### **POSTSEASON:**

**NFC WILD CARD AT WASHINGTON (1/6):** 1 solo tackle, 1.0 sack and 1 pass defended.

- Sacked QB Robert Griffin III for a loss of 12 yards in the 4th quarter.

**NFC DIVISIONAL AT ATLANTA (1/13):** 1 solo tackle.

#### **HONORS:**

- PFW/PFWA All-Rookie Team.

## **BEFORE THE NFL**

### **COLLEGE (WEST VIRGINIA):**

- 2-year letterman (2010-11) and 1-year starter.
- Transferred to West Virginia from Mt. San Antonio College following his sophomore season in 2009.

**CAREER (AT WEST VIRGINIA):** Played in 26 games with 6 starts; 61 tackles (45 solo), 22.5 sacks, 1 pass defended and 5 forced fumbles.

**SENIOR (2011 AT WEST VIRGINIA):** Played in all 13 games with 6 starts; 40 tackles (27 solo), 8.5 sacks and 3 forced fumbles.

- 4th-team All-American.
- 1st-team All-Big East.

**JUNIOR (2010 AT WEST VIRGINIA):** Played in all 13 games; 21 tackles (18 solo), 14.0 sacks, 1 pass defended and 2 forced fumbles.

- 2nd-team All-Big East.
- His 14.0 sacks ranked 2nd in FBS and were 3rd-most in single-season school history.

**SOPHOMORE (2009 AT MT. SAN ANTONIO COLLEGE):** 72 tackles (45 solo), 16.0 sacks, 5 passes defended, 3 forced fumbles and 1 fumble recovery.

- 1st-team JUCO All-American.
- All-California Region III Player of the Year.
- Helped his team win a state title.

### **HIGH SCHOOL (STEPHENSON HS – STONE MOUNTAIN, GA.)**

- Played wide receiver in high school.

## **OFF THE FIELD**

### **PERSONAL:**

- **MAJOR:** Sociology and anthropology.

BRUCE IRVIN'S NFL REGULAR SEASON STATS

| YEAR       | TEAM     | GP  | GS  | TACKLES |      |      |      |       | INTERCEPTIONS |     |     |    |    | FUMBLES |    |
|------------|----------|-----|-----|---------|------|------|------|-------|---------------|-----|-----|----|----|---------|----|
|            |          |     |     | TOT     | SOLO | ASST | SK   | YDS   | INT           | YDS | LG  | TD | PD | FF      | FR |
| 2012       | SEATTLE  | 16  | 0   | 16      | 10   | 6    | 8.0  | 60.0  | 0             | 0   | -   | 0  | 0  | 1       | 1  |
| 2013       | SEATTLE  | 12  | 12  | 40      | 31   | 9    | 2.0  | 16.0  | 1             | 8   | 8   | 0  | 2  | 1       | 0  |
| 2014       | SEATTLE  | 15  | 13  | 38      | 24   | 14   | 6.5  | 45.5  | 2             | 84  | 49t | 2  | 3  | 1       | 0  |
| 2015       | SEATTLE  | 15  | 12  | 38      | 22   | 16   | 5.5  | 42.5  | 0             | 0   | -   | 0  | 2  | 1       | 1  |
| 2016       | OAKLAND  | 16  | 16  | 57      | 47   | 10   | 7.0  | 37.0  | 0             | 0   | -   | 0  | 1  | 6       | 0  |
| 2017       | OAKLAND  | 16  | 16  | 58      | 38   | 20   | 8.0  | 30.5  | 0             | 0   | -   | 0  | 3  | 4       | 0  |
| 2018       | OAKLAND  | 8   | 6   | 6       | 6    | 0    | 3.0  | 26.0  | 0             | 0   | -   | 0  | 0  | 1       | 0  |
|            | ATLANTA  | 8   | 3   | 13      | 10   | 3    | 3.5  | 30.5  | 0             | 0   | -   | 0  | 0  | 0       | 0  |
| 2019       | CAROLINA | 13  | 12  | 36      | 22   | 14   | 8.5  | 51.5  | 0             | 0   | -   | 0  | 1  | 1       | 1  |
| 2020       | SEATTLE  | 2   | 2   | 5       | 4    | 1    | 0.0  | 0.0   | 0             | 0   | -   | 0  | 0  | 0       | 0  |
| 2021       | CHICAGO  | 6   | 1   | 7       | 2    | 5    | 0.0  | 0.0   | 0             | 0   | -   | 0  | 1  | 0       | 0  |
| 2022       | SEATTLE  | 11  | 10  | 28      | 18   | 10   | 3.5  | 25.5  | 0             | 0   | -   | 0  | 0  | 0       | 0  |
| 2023       | DETROIT  | 3   | 0   | 1       | 1    | 0    | 1.0  | 10.0  | 0             | 0   | -   | 0  | 0  | 0       | 0  |
| NFL TOTALS |          | 141 | 103 | 343     | 235  | 108  | 56.5 | 375.0 | 3             | 92  | 49t | 2  | 13 | 16      | 3  |

BRUCE IRVIN'S NFL PLAYOFF STATS

| YEAR           | TEAM    | GP | GS | TACKLES |      |      |     |      | INTERCEPTIONS |     |    |    |    | FUMBLES |    |
|----------------|---------|----|----|---------|------|------|-----|------|---------------|-----|----|----|----|---------|----|
|                |         |    |    | TOT     | SOLO | ASST | SK  | YDS  | INT           | YDS | LG | TD | PD | FF      | FR |
| 2012           | SEATTLE | 2  | 1  | 2       | 2    | 0    | 1.0 | 12.0 | 0             | 0   | -  | 0  | 1  | 0       | 0  |
| 2013           | SEATTLE | 3  | 2  | 5       | 5    | 0    | 0.0 | 0.0  | 0             | 0   | -  | 0  | 0  | 0       | 0  |
| 2014           | SEATTLE | 3  | 3  | 6       | 4    | 2    | 2.0 | 16.0 | 0             | 0   | -  | 0  | 0  | 0       | 0  |
| 2015           | SEATTLE | 2  | 2  | 5       | 3    | 2    | 0.5 | 3.0  | 0             | 0   | -  | 0  | 0  | 0       | 0  |
| 2016           | OAKLAND | 1  | 1  | 5       | 3    | 2    | 0.0 | 0.0  | 0             | 0   | -  | 0  | 0  | 0       | 0  |
| 2022           | SEATTLE | 1  | 1  | 5       | 4    | 1    | 1.0 | 8.0  | 0             | 0   | -  | 0  | 0  | 0       | 0  |
| 2023           | MIAMI   | 1  | 0  | 0       | 0    | 0    | 0.0 | 0.0  | 0             | 0   | -  | 0  | 0  | 0       | 0  |
| PLAYOFF TOTALS |         | 13 | 10 | 28      | 21   | 7    | 4.5 | 39.0 | 0             | 0   | 0  | 0  | 1  | 0       | 0  |

ADDITIONAL STATS

**Defensive Touchdowns:** (Seattle) 35-yard interception return vs. Oakland (11/2/14), 49-yard interception return vs. St. Louis (12/28/14).

SINGLE-GAME CAREER HIGHS

**Tackles:** 10 vs. Houston, 11/21/16  
**Sacks:** 2.0 10 times, last: at Indianapolis, 12/22/19  
**Interceptions:** 1 3 times, last: vs. St. Louis, 12/28/14  
**Forced Fumbles:** 1 16 times, last: vs. Washington, 12/1/19  
**Fumble Recoveries:** 1 3 times, last: at Tampa Bay, 10/13/19



# 73

## AUSTIN JACKSON

OFFENSIVE LINEMAN // 6-5 // 320 // SOUTHERN CALIFORNIA '20

ACQUIRED: D1B, '20

HOMETOWN: PHOENIX, ARIZ. // BORN: 8/11/99

NFL: FOURTH SEASON // DOLPHINS: FOURTH SEASON

### NFL CAREER

#### TRANSACTIONS:

- 1st-round pick (18th overall) by Miami in the 2020 NFL Draft.

#### CAREER HONORS:

- 2023 Ed Block Courage Award (Miami recipient).

#### CAREER HIGHLIGHTS:

- Played in 48 career games with 46 starts – 15 at left tackle, 13 at left guard and 18 at right tackle.
- Started in 1 postseason game.

#### 2023 (MIAMI):

- Started 16 games at right tackle.
- Dressed but did not play in 1 game.

#### AT L.A. CHARGERS (9/10):

- Started at right tackle.
- Helped the offense total 536 yards and 36 points while not allowing QB Tua Tagovailoa to get sacked.

#### VS. DENVER (9/24):

- Started at right tackle.
- Helped the offense break team records for points (70), total yards (726) and rushing yards (350), while not surrendering a sack.

#### AT WASHINGTON (12/3):

- Started at right tackle.
- Helped the Dolphins total 406 yards and 45 points while not surrendering a sack.

#### POSTSEASON:

#### AFC WILD CARD AT KANSAS CITY (1/13):

- Started at right tackle.

#### HONORS:

- Ed Block Courage Award.

#### 2022 (MIAMI):

- Started 2 games at right tackle.
- Dressed but did not play 1 game.
- Inactive for 2 games.
- Missed 7 games after being placed on injured reserve on Sept. 16 and activated on Nov. 1.
- Missed the rest of the season after being placed on injured reserve on Dec. 5.

#### 2021 (MIAMI):

- Played in all 17 games with 16 starts – 13 at left guard and 3 at left tackle.
- 2 miscellaneous tackles.

#### AT LAS VEGAS (9/26):

- Started at left tackle; 1 miscellaneous fumble recovery.

#### AT JACKSONVILLE IN LONDON (10/17):

- Started at left guard.
- Protected QB Tua Tagovailoa as the team did not allow a sack.

#### AT N.Y. JETS (11/21):

- Started at left guard.
- Protected QB Tua Tagovailoa as the team did not allow a sack.

#### 2020 (MIAMI):

- Played in 13 games with 12 starts at left tackle.
- Activated off injured reserve on Nov. 7.
- Missed 3 games after being placed on injured reserve on Oct. 9.

#### AT NEW ENGLAND (9/13):

- Started at left tackle.
- Joined Solomon Kindley as the 1st Dolphins rookie duo to start a season opener on the offensive line since 2008 (Jake Long and Donald Thomas).

- Made his NFL debut.

#### AT JACKSONVILLE (9/24):

- Started at left tackle.
- Protected QB Ryan Fitzpatrick who completed 18-of-20 passes (90.0 pct.) and set a new franchise record for completion percentage in a single game with a minimum of 20 attempts.

#### VS. NEW ENGLAND (12/20):

- Started at left tackle.
- Helped the team rush for 250 yards, which was Miami's most since Dec. 24, 2016 at Buffalo and the most allowed by New England since Nov. 24, 2013.

### BEFORE THE NFL

#### COLLEGE (SOUTHERN CALIFORNIA):

- 3-year letterman (2017-19) and 2-year starter.

#### CAREER:

- Played in 39 games with 25 starts.

#### JUNIOR (2019):

- Started all 13 games at left tackle; 1 blocked field goal.
- Honorable mention All-America.
- 1st-team All-Pac 12.
- Won the USC Chris Carlisle Courage Award.

#### SOPHOMORE (2018):

- Started all 12 games at left tackle.
- Co-recipient of the USC John McKay Award which recognizes competitive spirit.

#### TRUE FRESHMAN (2017):

- Played in all 14 games; 3 special teams tackles and 1 blocked field goal.

## HIGH SCHOOL (NORTH CANYON HS – PHOENIX, ARIZ.)

- Played offensive tackle and defensive end.
- Also played basketball and threw shot put and discus.

**SENIOR (2016):** 80 tackles, 4 sacks, 1 pass defended and 1 fumble recovery; 1 blocked punt and 1 blocked field goal.

- 1st-team All-American.
- 1st-team all-state.
- Placed 3rd in shot put and 11th in discus at the state Division II championships.

**JUNIOR (2015):** 72 tackles, 2 sacks, 1 pass defended and 3 forced fumbles; 2 blocked field goals.

- 1st-team All-American.
- 1st-team all-state.
- Placed 4th in discus and 6th in shot put at the state Division I championships.

**SOPHOMORE (2014):** 56 tackles and 5 sacks; 1 blocked field goal.

**FRESHMAN (2013):** 11 tackles.

## OFF THE FIELD

### PERSONAL:

- His grandfather, Melvin Jackson, played defensive tackle at USC (1974-75) and played 5 seasons with Green Bay (1976-80).
- Donated his bone marrow in July 2019 for his younger sister, Autumn, who has Diamond-Blackfan anemia.
- **MAJOR:** Political science.

## AUSTIN JACKSON'S NFL REGULAR SEASON STATS

**GAMES/STARTS:** 2020: 13/12, 2021: 17/16, 2022: 2/2, 2023: 16/16

**NFL TOTALS:** 48/46

## AUSTIN JACKSON'S NFL PLAYOFF STATS

**GAMES/STARTS:** 2023: 1/1

**PLAYOFF TOTALS:** 1/1

### ADDITIONAL STATS

**Miscellaneous Fumble Recoveries:** 1 in 2021.

**Miscellaneous Tackles:** 2 in 2021.



## NFL CAREER

### TRANSACTIONS:

- 3rd-round pick (70th overall) by Miami in the 2020 NFL Draft.

### CAREER HIGHLIGHTS:

- Played in 54 career games with 30 starts.
- 230 tackles (146 solo), 8.0 sacks, 3 interceptions, 9 passes defended, 4 forced fumbles and 3 fumble recoveries.
- 8 special teams tackles (5 solo).
- Started 1 postseason game.
- His 59 tackles in 2020 were tied for 11th by all NFL rookies.

### 2023 (MIAMI):

- Played in 16 games with 6 starts.
- Inactive for 1 game.
- 46 tackles (35 solo), 2 interceptions, 4 passes defended, 1 forced fumble and 1 fumble recovery.
- 2 special team tackles (1 solo).

**VS. TENNESSEE (12/11):** 7 tackles (5 solo), 1 pass defended and 1 forced fumble.

- Forced RB Tyjae Spears to fumble out of bounds in the 3rd quarter.

**VS. N.Y. JETS (12/17):** 5 solo tackles, 2 interceptions and 2 passes defended.

- Helped the defense post a shutout and hold the Jets to the 2nd-fewest total yards allowed in Miami's history (103).
- Intercepted QB Trevor Siemian at the goal line and returned it 40 yards with 4:41 remaining in the 3rd quarter.
- Intercepted QB Trevor Siemian at Miami's 34-yard line with 2:51 remaining in the game.

**VS. DALLAS (12/24):** 9 tackles (7 solo) and 1 fumble recovery.

- Recovered a QB Dak Prescott fumble at the Miami 2-yard line on the Cowboys' 1st offensive drive of game.

### POSTSEASON:

**AFC WILD CARD AT KANSAS CITY (1/13):** 8 tackles (4 solo) and 1 forced fumble.

- Forced RB Isiah Pacheco to fumble which was recovered by Kansas City with 3:44 remaining in the 4th quarter.

### 2022 (MIAMI):

- Started 7 games.
- Missed the rest of the season after being placed on injured reserve on Oct. 25.
- 49 tackles (26 solo), 2.0 sacks, 3 passes defended and 1 forced fumble.

**VS. NEW ENGLAND (9/11):** 11 tackles (6 solo), 1.0 sack, 1 pass defended and 1 forced fumble.

- Strip-sacked QB Mac Jones in 2nd quarter, causing a fumble that LB Melvin Ingram returned 2 yards for a TD.

**VS. BUFFALO (9/25):** 9 tackles (6 solo) and 1 pass defended.

**AT N.Y. JETS (10/9):** 9 tackles (5 solo) and 1.0 sack.

- Sacked QB Zach Wilson for a loss of 17 yards near the end of the 3rd quarter.

### 2021 (MIAMI):

- Played in 15 games with 13 starts.
- Inactive for 2 games.
- 76 tackles (45 solo), 5.0 sacks, 1 interception, 1 pass defended, 1 forced fumble and 2 fumble recoveries.

- 3 solo special teams tackles.

**AT LAS VEGAS (9/26):** 6 tackles (4 solo) and 2.0 sacks.

- Sacked QB Derek Carr for a loss of 7 yards on 3rd-and-4 in the 2nd quarter.
- Sacked QB Derek Carr for a loss of 15 yards on 3rd-and-11 in the 4th quarter.

**VS. HOUSTON (11/7):** 6 tackles (3 solo) and 1 fumble recovery.

- Recovered a TE Jordan Akins fumble forced by S Eric Rowe in the 4th quarter.

**AT N.Y. JETS (11/21):** 6 tackles (2 solo), 1.0 sack and 1 forced fumble.

- Strip-sacked QB Joe Flacco in the 2nd quarter and the fumble was recovered by DT Christian Wilkins and returned for 9 yards.

**VS. N.Y. JETS (12/19):** 6 tackles (4 solo) and 1.0 sack.

- Sacked QB Zach Wilson for a loss of 8 yards in the 3rd quarter.

**AT NEW ORLEANS (12/27):** 6 tackles (2 solo), 1.0 sack, 1 interception and 1 pass defended.

- Sacked QB Ian Book for a loss of 3 yards on 3rd-and-8 in the 3rd quarter.
- Intercepted QB Ian Book on 4th-and-9 in the 4th quarter and returned it 8 yards.
- It was his 1st career interception.

## 2020 (MIAMI):

- Played in all 16 games with 4 starts.
- 59 tackles (40 solo), 1.0 sack, 1 pass defended and 1 forced fumble.
- 3 special teams tackles (1 solo).
- His 59 tackles were tied for 11th among all NFL rookies.

## AT NEW ENGLAND (9/13): 9 tackles (7 solo).

- Made his NFL debut.

## AT N.Y. JETS (11/29): 3 tackles (2 solo) and 1.0 sack.

- Sacked QB Sam Darnold on 3rd-and-3 for a loss of 9 yards in the 1st quarter.
- It was his 1st career sack.

## VS. NEW ENGLAND (12/20): 6 tackles (4 solo) and 1 forced fumble.

- Forced a QB Cam Newton fumble on 3rd-and-8 in the 2nd quarter.

## BEFORE THE NFL

### COLLEGE (TEXAS):

- 4-year letterman (2016-19) and 3-year starter.

**CAREER:** Played in 46 games with 35 starts; 233 tackles (175 solo), 1 sack, 4 interceptions, 11 passes defended, 2 forced fumbles and 3 fumble recoveries; 2 blocked punts; 3 kickoff returns for 55 yards (18.3 avg.); 14 punt returns for 161 yards (11.5 avg.).

**SENIOR (2019):** Started 12 games; 86 tackles (64 solo), 1 sack, 2 interceptions, 6 passes defended, 1 forced fumble and 1 fumble recovery; 6 punt returns for 63 yards (10.5 avg.).

- Voted a team captain.

**JUNIOR (2018):** Started 10 games; 70 tackles (48 solo), 2 interceptions, 3 passes defended and 2 fumble recoveries; 6 punt returns for 65 yards (10.8 avg.).

- Honorable mention All-Big 12.

**SOPHOMORE (2017):** Started 12 games; 61 tackles (51 solo), 2 passes defended and 1 forced fumble; 1 kickoff return for 11 yards.

**TRUE FRESHMAN (2016):** Played all 12 games with 1 start; 16 tackles (12 solo); 2 blocked punts; 2 kickoff returns for 44 yards (22.0 avg.); 2 punt returns for 33 yards (16.5 avg.).

## HIGH SCHOOL (NACOGDOCHES HS – NACOGDOCHES, TEXAS)

- Played on offense, defense and special teams.
- Also ran track and placed 3rd in the state championships as the anchor on the 4x200m team.

**SENIOR (2015):** 124 tackles and 2 interceptions; 8 TDs on offense and special teams.

- All-American.
- Texas Defensive Player of the Year.
- 1st-team all-state.
- All-district.

**JUNIOR (2014):** 30 tackles and 2 forced fumbles.

**SOPHOMORE (2013):** 95 tackles, 5 interceptions and 13 passes defended; 1 interception return for a TD.

- Honorable mention all-state.
- 1st-team all-district at defensive back and return specialist.

## OFF THE FIELD

### PERSONAL:

- **MAJOR:** Sport management.

## BRANDON JONES' NFL REGULAR SEASON STATS

| YEAR       | TEAM  | GP | GS | TACKLES |      |      |     |      | INTERCEPTIONS |     |    |    |    | FUMBLES |    |
|------------|-------|----|----|---------|------|------|-----|------|---------------|-----|----|----|----|---------|----|
|            |       |    |    | TOT     | SOLO | ASST | SK  | YDS  | INT           | YDS | LG | TD | PD | FF      | FR |
| 2020       | MIAMI | 16 | 4  | 59      | 40   | 19   | 1.0 | 9.0  | 0             | 0   | -  | 0  | 1  | 1       | 0  |
| 2021       | MIAMI | 15 | 13 | 76      | 45   | 31   | 5.0 | 39.0 | 1             | 8   | 8  | 0  | 1  | 1       | 2  |
| 2022       | MIAMI | 7  | 7  | 49      | 26   | 23   | 2.0 | 30.0 | 0             | 0   | -  | 0  | 3  | 1       | 0  |
| 2023       | MIAMI | 16 | 6  | 46      | 35   | 11   | 0.0 | 0.0  | 2             | 40  | 40 | 0  | 4  | 1       | 1  |
| NFL TOTALS |       | 54 | 30 | 230     | 146  | 84   | 8.0 | 78.0 | 3             | 48  | 40 | 0  | 9  | 4       | 3  |

## BRANDON JONES' NFL PLAYOFF STATS

| YEAR           | TEAM  | GP | GS | TACKLES |      |      |     |     | INTERCEPTIONS |     |    |    |    | FUMBLES |    |
|----------------|-------|----|----|---------|------|------|-----|-----|---------------|-----|----|----|----|---------|----|
|                |       |    |    | TOT     | SOLO | ASST | SK  | YDS | INT           | YDS | LG | TD | PD | FF      | FR |
| 2023           | MIAMI | 1  | 1  | 8       | 4    | 4    | 0.0 | 0.0 | 0             | 0   | -  | 0  | 0  | 1       | 0  |
| PLAYOFF TOTALS |       | 1  | 1  | 8       | 4    | 4    | 0.0 | 0.0 | 0             | 0   | -  | 0  | 0  | 1       | 0  |

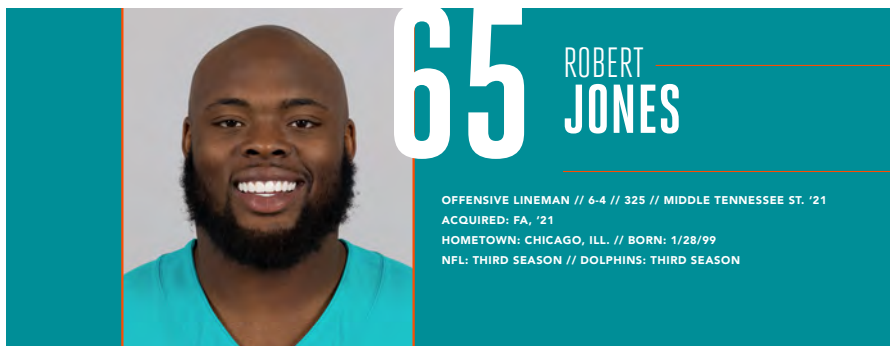
## ADDITIONAL STATS

**Special Teams Tackles:** 3 in 2020, 3 in 2021, 2 in 2023 for total of 8.

## SINGLE-GAME CAREER HIGHS

|                           |     |   |
|---------------------------|-----|---|
| <b>Tackles:</b>           | 11  | vs. New England, 9/11/22                |
| <b>Sacks:</b>             | 2.0 | at Las Vegas, 9/26/21                   |
| <b>Interceptions:</b>     | 2   | vs. N.Y. Jets, 12/17/23                 |
| <b>Passes Defended:</b>   | 2   | vs. N.Y. Jets, 12/17/23                 |
| <b>Forced Fumbles:</b>    | 1   | 5 times, last: at Kansas City, 1/13/24* |
| <b>Fumble Recoveries:</b> | 1   | 3 times, last: vs. Dallas, 12/24/23     |

\* AFC Wild Card game



OFFENSIVE LINEMAN // 6-4 // 325 // MIDDLE TENNESSEE ST. '21  
 ACQUIRED: FA, '21  
 HOMETOWN: CHICAGO, ILL. // BORN: 1/28/99  
 NFL: THIRD SEASON // DOLPHINS: THIRD SEASON

## NFL CAREER

### TRANSACTIONS:

- Signed by Miami as an undrafted college free agent on May 13, 2021.

### CAREER HIGHLIGHTS:

- Played in 32 career games with 13 starts – 9 at left guard, 3 at right guard and 1 at right tackle.
- Started 2 postseason games.

### 2023 (MIAMI):

- Played in 8 games with 5 starts – 2 at left guard and 3 at right guard.
- Dressed but did not play in 1 game.
- Inactive for 3 games.
- Missed the first 5 games of the season after being placed on injured reserve on Aug. 31 and activated on Oct. 14.

**AT KANSAS CITY IN FRANKFURT (11/5):** Started at left guard.

**VS. N.Y. JETS (12/17):** Started at right guard.

**VS. DALLAS (12/24):** Started at right guard.

### POSTSEASON:

**AFC WILD CARD AT KANSAS CITY (1/13):** Started at left guard.

### 2022 (MIAMI):

- Played in 16 games with 7 starts at left guard.
- Dressed but did not play 1 game.

**AT DETROIT (10/30):** Played 15 snaps at left guard.

- Helped the Dolphins total 476 yards of offense in the come-from-behind victory.

**AT CHICAGO (11/6):** Started at left guard.

- Made his 1st start of the season and helped the Dolphins total 35 points and 302 passing yards.

**VS. CLEVELAND (11/13):** Started at left guard.

- Helped the offense total 491 yards and 39 points while not allowing QB Tua Tagovailoa to get sacked.

### POSTSEASON:

**AFC WILD CARD AT BUFFALO (1/15):** Started at right guard.

### 2021 (MIAMI):

- Played in 8 games with 1 start at right tackle.
- Missed 1 game on the Reserve/COVID-19 List.
- Dressed but did not play in 8 games.

**VS. BUFFALO (9/19):** Contributed as a reserve offensive lineman.

- Made his NFL debut.

**VS. N.Y. JETS (12/19):** Played 10 snaps as an extra offensive lineman.

**VS. NEW ENGLAND (1/9):** Started at right tackle.

- Made his 1st career start.

## BEFORE THE NFL

### COLLEGE (MIDDLE TENNESSEE STATE):

- 2-year starter (2019-20).
- Transferred from Highland (Kansas) Community College following his sophomore season in 2018.

**CAREER (AT MIDDLE TENNESSEE STATE):** Played in 20 games with 18 starts at right tackle.

**SENIOR (2020 AT MIDDLE TENNESSEE STATE):**

Played in 8 games with 7 starts at right tackle;

- Honorable mention All-Conference USA

**JUNIOR (2019 AT MIDDLE TENNESSEE STATE):**

Played in all 12 games with 11 starts at right tackle.

- Honorable mention All-Conference USA.

**SOPHOMORE (2018 AT HIGHLAND CC):** Started all 10 games at left guard.

- Honorable mention all-conference.

**TRUE FRESHMAN (2017 AT HIGHLAND CC):**

Played in 8 games with 3 starts on the offensive line.

### HIGH SCHOOL (ROCKFORD EAST HS – ROCKFORD, ILL.)

- Also played defensive line.

## OFF THE FIELD

### COMMUNITY:

**2021:**

- Along with fellow Dolphins rookies, teamed up with Neighbors4Neighbors to provide South Florida families with holiday gifts.
- Selected the CHAMPS Male Mentoring Program – a youth mentorship program he participated in growing up in Chicago – for My Cause My Cleats.

### PERSONAL:

- **MAJOR:** General studies.



ROBERT JONES' NFL REGULAR SEASON STATS


GAMES/STARTS: 2021: 8/1, 2022: 16/7, 2023: 8/5

NFL TOTALS: 32/13

ROBERT JONES' NFL PLAYOFF STATS

GAMES/STARTS: 2022: 1/1, 2023: 1/1

PLAYOFF TOTALS: 2/2



# 4

## KADER KOHOU

CORNERBACK // 5-10 // 193 // TEXAS A&M-COMMERCE '22

ACQUIRED: FA, '22

HOMETOWN: ABIDJAN, IVORY COAST // BORN: 11/28/98

NFL: SECOND SEASON // DOLPHINS: SECOND SEASON

### NFL CAREER

#### TRANSACTIONS:

- Signed by Miami as an undrafted college free agent on May 13, 2022.

#### CAREER HIGHLIGHTS:

- Played in 32 career games with 29 starts.
- 135 tackles (115 solo), 1.0 sack, 1 interception, 20 passes defended, 1 forced fumble and 1 fumble recovery.
- Started 2 postseason games.
- Led all undrafted rookies in 2022 in defensive snaps (852), tackles (72) and passes defended (10).

#### 2023 (MIAMI):

- Played in all 17 games with 16 starts.
- 63 tackles (52 solo), 1.0 sack, 10 passes defended and 1 fumble recovery.

**AT L.A. CHARGERS (9/10):** 9 tackles (6 solo), 1.0 sack.

- Sacked QB Justin Herbert for a loss of 12 yards in the 3rd quarter to force a punt from the Chargers end zone.
- It was the 1st sack of his career.

**VS. DENVER (9/24):** 3 tackles (1 solo), 2 passes defended and 1 fumble recovery.

- Recovered a fumble by WR Courtland Sutton that was forced by S Jevon Holland in the 3rd quarter.

**AT PHILADELPHIA (10/22):** 6 solo tackles and 1 pass defended.

- Deflected a pass from QB Jalen Hurts that led to a LB Jerome Baker interception that was returned 22 yards for a TD in the 3rd quarter.

#### POSTSEASON:

**AFC WILD CARD AT KANSAS CITY (1/13):** 7 tackles (6 solo).

#### 2022 (MIAMI):

- Played in 15 games with 13 starts.
- Inactive for 2 games.
- 72 tackles (63 solo), 1 interception, 10 passes defended and 1 forced fumble.
- Led all undrafted rookies in defensive snaps (852), tackles (72) and passes defended (10).

**VS. NEW ENGLAND (9/11):** 3 solo tackles, 1 pass defended and 1 forced fumble.

- Forced a fumble by WR Nelson Agholor that was

recovered by LB Jaelen Phillips in the 4th quarter.

- Deflected a pass on 4th-and-3 in the 4th quarter to force a turnover on downs.
- Became the 1st NFL undrafted rookie to force a fumble in a Week 1 game since N.Y. Giants DB Bruce Johnson (Sept. 13, 2009 vs. Was.).
- Made his NFL debut.

**VS. BUFFALO (9/25):** 6 tackles (4 solo).

- Made his 1st NFL start.

**VS. CLEVELAND (11/13):** 4 tackles (3 solo) and 3 passes defended.

- Became 1st undrafted rookie to total 3 passes defended in an NFL game since 2019 (Miami's Nik Needham).

**VS. GREEN BAY (12/25):** 5 solo tackles, 1 interception and 2 passes defended.

- Intercepted QB Aaron Rodgers in the end zone on a 4th-down play in the 4th quarter for his 1st career interception.

#### POSTSEASON:

**AFC WILD CARD AT BUFFALO (1/15):** 2 solo tackles and 2 passes defended.

- Became the 1st undrafted rookie cornerback to start an NFL playoff game since New England's J.C. Jackson on Jan. 20, 2019 at Kansas City and the 1st undrafted rookie to have multiple passes defended in a playoff game since New Orleans' Shy Tuttle on Jan. 5, 2020 vs. Minnesota.

### BEFORE THE NFL

#### COLLEGE (TEXAS A&M-COMMERCE):

- 4-year letterman (2017-19, 21).

**CAREER:** Played in 44 games; 113 tackles (87 solo) 5 interceptions, 37 passes defended, 4 forced fumbles and 3 fumble recoveries; 12 kickoff returns for 232 yards (19.3 avg.); 8 punt returns for 116 yards (14.5 avg.); 1 reception for 40 yards.

**SENIOR (2021):** Played in all 11 games; 26 tackles (21 solo) and 6 passes defended; 4 kickoff returns for 49 yards (12.3 avg.); 1 punt return for -5 yards; 1 reception for 40 yards.

- Lone Star Conference Defensive Back of the Year.
- 1st-team all-conference.
- 2020 season was canceled due the COVID-19 global pandemic.

**JUNIOR (2019):** Played in 11 games; 27 tackles (19 solo) 3 interceptions, 8 passes defended, 1 forced fumble and 2 fumble recoveries; 8 kickoff returns for 183 yards (22.9 avg.); 7 punt returns for 121

yards (17.3 avg.).

- 1st-team all-conference.

**SOPHOMORE (2018):** Played in 11 games; 45 tackles (37 solo), 2 interceptions, 18 passes defended, 3 forced fumbles and 1 fumble recovery.

- 2nd-team all-conference.

**REDSHIRT FRESHMAN (2017):** Played in 11 games; 15 tackles (10 solo) and 5 passes defended.

- Helped team win the NCAA Division II National Championship.
- Redshirted in 2016.

## HIGH SCHOOL (TRINITY HS – EULESS, TEXAS)

- Also lettered in track & field.

**SENIOR (2015):**

- 1st-team all-district.
- District champion.

## OFF THE FIELD

### COMMUNITY:

**2023:**

- In collaboration with Miami Dolphins Youth Programs, donated football equipment to Miami Central High School.

### PERSONAL:

- **PRONUNCIATION:** Name is pronounced KAY-der KOH-hoo.
- **GRADUATE DEGREE:** Master's in Business Administration.
- **MAJOR:** Marketing/business.

### KADER KOHOU'S NFL REGULAR SEASON STATS

| YEAR       | TEAM  | GP | GS | TACKLES |      |      |     |      | SK | YDS | INTERCEPTIONS |     |    |    |    | FUMBLES |    |
|------------|-------|----|----|---------|------|------|-----|------|----|-----|---------------|-----|----|----|----|---------|----|
|            |       |    |    | TOT     | SOLO | ASST |     |      |    |     | INT           | YDS | LG | TD | PD | FF      | FR |
| 2022       | MIAMI | 15 | 13 | 72      | 63   | 9    | 0.0 | 0.0  |    |     | 1             | 0   | 0  | 0  | 10 | 1       | 0  |
| 2023       | MIAMI | 17 | 16 | 63      | 52   | 11   | 1.0 | 12.0 |    |     | 0             | 0   | -  | 0  | 10 | 0       | 1  |
| NFL TOTALS |       | 32 | 29 | 135     | 115  | 20   | 1.0 | 12.0 |    |     | 1             | 0   | 0  | 0  | 20 | 1       | 1  |

### KADER KOHOU'S NFL PLAYOFF STATS

| YEAR           | TEAM  | GP | GS | TACKLES |      |      |     |     | SK | YDS | INTERCEPTIONS |     |    |    |    | FUMBLES |    |
|----------------|-------|----|----|---------|------|------|-----|-----|----|-----|---------------|-----|----|----|----|---------|----|
|                |       |    |    | TOT     | SOLO | ASST |     |     |    |     | INT           | YDS | LG | TD | PD | FF      | FR |
| 2022           | MIAMI | 1  | 1  | 2       | 2    | 0    | 0.0 | 0.0 |    |     | 0             | 0   | -  | 0  | 2  | 0       | 0  |
| 2023           | MIAMI | 1  | 1  | 7       | 6    | 1    | 0.0 | 0.0 |    |     | 0             | 0   | -  | 0  | 0  | 0       | 0  |
| PLAYOFF TOTALS |       | 2  | 2  | 9       | 8    | 1    | 0.0 | 0.0 |    |     | 0             | 0   | -  | 0  | 2  | 0       | 0  |

## SINGLE-GAME CAREER HIGHS

|                            |     |                           |
|----------------------------|-----|---------------------------|
| <b>Tackles:</b>            | 9   | at L.A. Chargers, 9/10/23 |
| <b>Sacks:</b>              | 1.0 | at L.A. Chargers, 9/10/23 |
| <b>Interceptions:</b>      | 1   | vs. Green Bay, 12/25/22   |
| <b>Passes Defended:</b>    | 3   | vs. Cleveland, 11/13/22   |
| <b>Forced Fumbles:</b>     | 1   | vs. New England, 9/11/22  |
| <b>Fumbles Recoveries:</b> | 1   | vs. Denver, 9/24/23       |



## NFL CAREER

### TRANSACTIONS:

- Signed by Miami on May 9, 2023.
- Signed by San Francisco on May 23, 2022.
- Signed by the N.Y. Jets as an unrestricted free agent from Buffalo on March 22, 2021.
- Signed by Buffalo as an unrestricted free agent from Cincinnati on March 14, 2019.
- 3rd-round pick (85th overall) by Cincinnati in the 2015 NFL Draft.

### CAREER HIGHLIGHTS:

- Played in 100 career games with 52 starts.
- 105 receptions for 1,081 yards (10.3 avg.) and 13 TDs.
- 21 special teams tackles (12 solo).
- 7 miscellaneous tackles.
- His 7 receiving TDs in 2017 were 6th among all NFL tight ends that season.
- His 7 special teams tackles in 2016 were tied for the most by any TE in the league that season.
- Appeared in 4 postseason games with 1 start – 1 with Cincinnati, 1 with Buffalo and 2 with San Francisco.

### 2023 (MIAMI):

- Played in 8 games.
- Inactive for 9 games.

**AT L.A. CHARGERS (9/10):** Played but did not record stats.

- Made his Dolphins debut.

### POSTSEASON:

**AFC WILD CARD AT KANSAS CITY (1/13):** Inactive.

### 2022 (SAN FRANCISCO):

- Played in 11 games with 4 starts.
- Inactive for 6 games.
- 4 receptions for 57 yards (14.3 avg.).
- 1 special teams tackle.

**AT CHICAGO (9/11):** 1 reception for 9 yards.

- Made his 49ers debut.

**VS. MIAMI (12/4):** 1 reception for 14 yards.

**AT SEATTLE (12/15):** 1 reception for 28 yards.

### POSTSEASON:

**NFC WILD CARD VS. SEATTLE (1/14):** Played but did not record any stats.

**NFC DIVISIONAL VS. DALLAS (1/22):** Inactive.

**NFC CHAMPIONSHIP AT PHILADELPHIA (1/29):** Played but did not record any stats.

### 2021 (N.Y. JETS):

- Played in 9 games with 6 starts.
- Inactive for 2 games.
- Spent 1 game on the Reserve/COVID-19 list.
- Missed 5 games after being placed on injured reserve on Nov. 9 and being activated on Dec. 18.
- 16 receptions for 173 yards (10.8 avg.) and 1 TD.
- 1 solo special teams tackle.
- 2 miscellaneous tackles.

**AT CAROLINA (9/12):** 3 receptions for 26 yards (8.7 avg.).

- Made his Jets debut.

**VS. CINCINNATI (10/31):** 2 receptions for 20 yards (10.0 avg.) and 1 TD.

- Caught a game-winning 13-yard TD pass from QB Mike White with 3:45 remaining, capping off an 11-point comeback in the game's final 5 minutes.

**VS. JACKSONVILLE (12/26):** 3 receptions for 29 yards (9.7 avg.).

### 2020 (BUFFALO):

- Played in 10 games with 4 starts.
- Inactive for 4 games.
- Spent 2 games on the Reserve/COVID-19 list.
- 12 receptions for 119 yards (9.9 avg.) and 3 TDs.
- 1 miscellaneous tackle.

**VS. L.A. RAMS (9/27):** 4 receptions for 24 yards (6.0 avg.) and 2 TDs.

- Scored on a 3-yard TD pass from QB Josh Allen with 38 seconds remaining in the 1st half.
- Caught a game-winning 3-yard TD pass from QB Josh Allen with 15 seconds left to defeat the Rams.

**AT N.Y. JETS (10/25):** 4 receptions for 64 yards (16.0 avg.).

**VS. SEATTLE (11/8):** 1 reception for 1 yard and 1 TD.

- Caught a 1-yard TD from QB Josh Allen in the 1st quarter.

### POSTSEASON:

**AFC WILD CARD VS. INDIANAPOLIS (1/9):** Inactive.

**AFC DIVISIONAL VS. BALTIMORE (1/16):** Inactive.

**AFC CHAMPIONSHIP AT KANSAS CITY (1/24):** Inactive.

## 2019 (BUFFALO):

- Played in 11 games with 3 starts.
- Inactive for 5 games.
- 6 receptions for 71 yards (11.8 avg.) and 1 TD.

**VS. MIAMI (10/20):** Played but did not record any stats.

- Made his Bills debut.

**VS. PHILADELPHIA (10/27):** 2 receptions for 32 yards (16.0 avg.).

**AT PITTSBURGH (12/15):** 1 reception for 14 yards and 1 TD.

- Scored on a 14-yard pass from QB Josh Allen with 7:55 left in what wound up being the game-winning TD.

## POSTSEASON:

**AFC WILD CARD AT HOUSTON (1/4):** Played but did not record any stats.

## 2018 (CINCINNATI):

- Played in 5 games with 2 starts.
- Inactive for 4 games.
- Missed the rest of the season after being placed on injured reserve on Nov. 16.
- 4 receptions for 36 yards (9.0 avg.).
- 1 solo special teams tackle.

**VS. BALTIMORE (9/13):** 2 receptions for 11 yards (5.5 avg.).

## 2017 (CINCINNATI):

- Started all 16 games.
- 42 receptions for 404 yards (9.6 avg.) and 7 TDs.
- 1 solo special teams tackle.
- 3 miscellaneous tackles.
- His 7 receiving TDs were 6th among all NFL tight ends that season.

**AT CLEVELAND (10/1):** 6 receptions for 68 yards (11.3 avg.) and 2 TDs.

- Caught a 3-yard TD pass from QB Andy Dalton in the 2nd quarter.
- Scored on a 16-yard pass from QB Andy Dalton to give Cincinnati a 31-0 lead in the 3rd quarter.

**AT DENVER (11/19):** 2 receptions for 12 yards (6.0 avg.) and 1 TD.

- Caught a 1-yard TD pass from QB Andy Dalton to open scoring in the 1st quarter.

**AT BALTIMORE (12/31):** 6 receptions for 53 yards (8.8 avg.) and 2 TDs.

- Caught a 1-yard TD pass from QB Andy Dalton on Cincinnati's opening possession.
- Scored on a 5-yard TD pass from QB Andy Dalton in the 2nd quarter.

## 2016 (CINCINNATI):

- Played in 14 games with 11 starts.
- Inactive for 2 games.
- 10 receptions for 92 yards (9.2 avg.).
- 7 special teams tackles (5 solo).

- 1 miscellaneous tackle.
- His 7 special teams tackles were tied for the most by any TE in the league that season.

**AT PITTSBURGH (9/18):** 3 receptions for 35 yards (11.7 avg.).

**AT DALLAS (10/9):** 3 receptions for 29 yards (9.7 avg.).

## 2015 (CINCINNATI):

- Played in all 16 games with 6 starts.
- 11 receptions for 129 yards (11.7 avg.) and 1 TD.
- 10 special teams tackles (4 solo).

**AT OAKLAND (9/13):** Played but did record any stats.

- Made his NFL debut.

**VS. SEATTLE (10/11):** Started but did record any stats.

- Made his 1st NFL start.

**AT SAN FRANCISCO (12/20):** 3 receptions for 31 yards (10.3 avg.) and 1 TD.

- 1 miscellaneous tackle.

## POSTSEASON:

**AFC WILD CARD VS. PITTSBURGH (1/9):** Started but did not record any stats.

## BEFORE THE NFL

### COLLEGE (RUTGERS):

- 3-year letterman (2012-14) and 1-year starter.

**CAREER:** Played in 37 games with 24 starts; 70 receptions for 901 yards (12.9 avg.) and 5 TDs.

**JUNIOR (2014):** Played in all 13 games with 11 starts; 24 receptions for 269 yards (11.2 avg.).

**SOPHOMORE (2013):** Played in all 13 games with 12 starts; 43 receptions for 573 yards (13.3 avg.) and 4 TDs.

- 1st-team All-AAC.

- His 573 receiving yards and 43 receptions both led the team.

**REDSHIRT FRESHMAN (2012):** Played in 11 games with 1 start; 3 receptions for 59 yards (19.7 avg.) and 1 TD.

- Redshirted in 2011.

### HIGH SCHOOL (DOWNTOWN EAST HS – DOWNTOWN, PA.)

- Played tight end and wide receiver.

**SENIOR (2010):** 40 receptions for 669 yards (16.7 avg.) and 8 TDs.

**JUNIOR (2009):** 36 receptions for 667 yards (18.5 avg.) and 8 TDs.

## OFF THE FIELD

### PERSONAL:

- **MAJOR:** Communication.

| TYLER KROFT'S NFL REGULAR SEASON STATS |               |     |    |           |      |      |    |         |     |     |     |
|--|---------------|-----|----|-----------|------|------|----|---------|-----|-----|-----|
| YEAR                                   | TEAM          | GP  | GS | RECEIVING |      |      |    | RUSHING |     |     |     |
|  |               |     |    | REC       | YDS  | AVG  | LG | TD      | ATT | YDS | AVG |
| 2015                                   | CINCINNATI    | 16  | 6  | 11        | 129  | 11.7 | 22 | 1       | 0   | 0   | 0.0 |
| 2016                                   | CINCINNATI    | 14  | 11 | 10        | 92   | 9.2  | 21 | 0       | 0   | 0   | 0.0 |
| 2017                                   | CINCINNATI    | 16  | 16 | 42        | 404  | 9.6  | 59 | 7       | 0   | 0   | 0.0 |
| 2018                                   | CINCINNATI    | 5   | 2  | 4         | 36   | 9.0  | 16 | 0       | 0   | 0   | 0.0 |
| 2019                                   | BUFFALO       | 11  | 3  | 6         | 71   | 11.8 | 20 | 1       | 0   | 0   | 0.0 |
| 2020                                   | BUFFALO       | 10  | 4  | 12        | 119  | 9.9  | 38 | 3       | 0   | 0   | 0.0 |
| 2021                                   | N.Y. JETS     | 9   | 6  | 16        | 173  | 10.8 | 26 | 1       | 0   | 0   | 0.0 |
| 2022                                   | SAN FRANCISCO | 11  | 4  | 4         | 57   | 14.3 | 28 | 0       | 0   | 0   | 0.0 |
| 2023                                   | MIAMI         | 8   | 0  | 0         | 0    | 0.0  | -  | 0       | 0   | 0   | 0.0 |
| NFL TOTALS                             |               | 100 | 52 | 105       | 1081 | 10.3 | 59 | 13      | 0   | 0   | 0.0 |

| TYLER KROFT'S NFL PLAYOFF STATS |               |    |    |           |     |     |    |         |     |     |     |
|---------------------------------|---------------|----|----|-----------|-----|-----|----|---------|-----|-----|-----|
| YEAR                            | TEAM          | GP | GS | RECEIVING |     |     |    | RUSHING |     |     |     |
|                                 |               |    |    | REC       | YDS | AVG | LG | TD      | ATT | YDS | AVG |
| 2015                            | CINCINNATI    | 1  | 1  | 0         | 0   | 0.0 | 0  | 0       | 0   | 0   | 0.0 |
| 2019                            | BUFFALO       | 1  | 0  | 0         | 0   | 0.0 | 0  | 0       | 0   | 0   | 0.0 |
| 2022                            | SAN FRANCISCO | 2  | 0  | 0         | 0   | 0.0 | 0  | 0       | 0   | 0   | 0.0 |
| PLAYOFF TOTALS                  |               | 4  | 1  | 0         | 0   | 0.0 | 0  | 0       | 0   | 0   | 0.0 |

ADDITIONAL STATS

Special Teams Tackles: (Cincinnati) 10 in 2015, 7 in 2016, 1 in 2017, 1 in 2018, (N.Y. Jets) 1 in 2021, (San Francisco) 1 in 2022 for total of 21.  
Miscellaneous Tackles: (Cincinnati) 1 in 2016, 3 in 2017, (Buffalo) 1 in 2020, (N.Y. Jets) 2 in 2021 for total of 7.

SINGLE-GAME CAREER HIGHS

Receptions: 6 Twice, last: at Baltimore, 12/31/17  
Receiving Yards: 79 at Jacksonville, 11/5/17  
Longest Reception: 59 at Jacksonville, 11/5/17  
Receiving TDs: 2 3 times, last: vs. L.A. Rams, 9/27/20

| 2015 GAME-BY-GAME STATS (CINCINNATI) |                  |      |     |     |      |    |    |  |  |  |  |
|--------------------------------------|------------------|------|-----|-----|------|----|----|--|--|--|--|
| DATE                                 | OPPONENT         | P/S  | REC | YDS | AVG  | LG | TD |  |  |  |  |
| 09/13                                | at Oakland       | 1/0  | 0   | 0   | 0.0  | -  | 0  |  |  |  |  |
| 09/20                                | SAN DIEGO        | 1/0  | 0   | 0   | 0.0  | -  | 0  |  |  |  |  |
| 09/27                                | at Baltimore     | 1/0  | 0   | 0   | 0.0  | -  | 0  |  |  |  |  |
| 10/04                                | KANSAS CITY      | 1/0  | 0   | 0   | 0.0  | -  | 0  |  |  |  |  |
| 10/11                                | SEATTLE          | 1/1  | 0   | 0   | 0.0  | -  | 0  |  |  |  |  |
| 10/18                                | at Buffalo       | 1/0  | 0   | 0   | 0.0  | -  | 0  |  |  |  |  |
| 11/01                                | at Pittsburgh    | 1/0  | 0   | 0   | 0.0  | -  | 0  |  |  |  |  |
| 11/05                                | CLEVELAND        | 1/0  | 0   | 0   | 0.0  | -  | 0  |  |  |  |  |
| 11/16                                | HOUSTON          | 1/0  | 0   | 0   | 0.0  | -  | 0  |  |  |  |  |
| 11/22                                | at Arizona       | 1/0  | 0   | 0   | 0.0  | -  | 0  |  |  |  |  |
| 11/29                                | ST. LOUIS        | 1/1  | 1   | 4   | 4.0  | 4  | 0  |  |  |  |  |
| 12/06                                | at Cleveland     | 1/1  | 1   | 17  | 17.0 | 17 | 0  |  |  |  |  |
| 12/13                                | PITTSBURGH       | 1/0  | 2   | 31  | 15.5 | 22 | 0  |  |  |  |  |
| 12/20                                | at San Francisco | 1/1  | 3   | 31  | 10.3 | 20 | 1  |  |  |  |  |
| 12/28                                | at Denver        | 1/1  | 4   | 46  | 11.5 | 15 | 0  |  |  |  |  |
| 01/03                                | BALTIMORE        | 1/1  | 0   | 0   | 0.0  | -  | 0  |  |  |  |  |
| 2015 TOTALS                          |                  | 16/6 | 11  | 129 | 11.7 | 22 | 1  |  |  |  |  |

| DATE  | OPPONENT    | P/S | REC | YDS | AVG | LG | TD |
|-------|-------------|-----|-----|-----|-----|----|----|
| 01/09 | PITTSBURGH* | 1/1 | 0   | 0   | 0.0 | -  | 0  |

\* AFC Wild Card game

| 2016 GAME-BY-GAME STATS (CINCINNATI) |                |       |          |     |      |    |    |  |
|--------------------------------------|----------------|-------|----------|-----|------|----|----|--|
| DATE                                 | OPPONENT       | P/S   | REC      | YDS | AVG  | LG | TD |  |
| 09/11                                | at N.Y. Jets   | 1/0   | 0        | 0   | 0.0  | -  | 0  |  |
| 09/18                                | at Pittsburgh  | 1/0   | 3        | 35  | 11.7 | 21 | 0  |  |
| 09/25                                | DENVER         | 1/1   | 0        | 0   | 0.0  | -  | 0  |  |
| 09/29                                | MIAMI          | 1/1   | 0        | 0   | 0.0  | -  | 0  |  |
| 10/09                                | at Dallas      | 1/1   | 3        | 29  | 9.7  | 13 | 0  |  |
| 10/16                                | at New England | 1/1   | 2        | 19  | 9.5  | 13 | 0  |  |
| 10/23                                | CLEVELAND      | 1/1   | 1        | 3   | 3.0  | 3  | 0  |  |
| 10/30                                | WASHINGTON     | 1/1   | 1        | 6   | 6.0  | 6  | 0  |  |
| 11/14                                | at N.Y. Giants | 1/1   | 0        | 0   | 0.0  | -  | 0  |  |
| 11/20                                | BUFFALO        | 1/0   | 0        | 0   | 0.0  | -  | 0  |  |
| 11/27                                | at Baltimore   | 1/1   | 0        | 0   | 0.0  | -  | 0  |  |
| 12/04                                | PHILADELPHIA   | 1/1   | 0        | 0   | 0.0  | -  | 0  |  |
| 12/11                                | at Cleveland   | 1/1   | 0        | 0   | 0.0  | -  | 0  |  |
| 12/18                                | PITTSBURGH     | 1/1   | 0        | 0   | 0.0  | -  | 0  |  |
| 12/24                                | at Houston     |       | INACTIVE |     |      |    |    |  |
| 01/01                                | BALTIMORE      |       | INACTIVE |     |      |    |    |  |
| 2016 TOTALS                          |                | 14/11 | 10       | 92  | 9.2  | 21 | 0  |  |

| 2017 GAME-BY-GAME STATS (CINCINNATI) |                 |       |     |     |      |    |    |  |  |  |  |
|--------------------------------------|-----------------|-------|-----|-----|------|----|----|--|--|--|--|
| DATE                                 | OPPONENT        | P/S   | REC | YDS | AVG  | LG | TD |  |  |  |  |
| 09/10                                | BALTIMORE       | 1/1   | 1   | 5   | 5.0  | 5  | 0  |  |  |  |  |
| 09/14                                | HOUSTON         | 1/1   | 0   | 0   | 0.0  | -  | 0  |  |  |  |  |
| 09/24                                | at Green Bay    | 1/1   | 3   | 28  | 9.3  | 14 | 0  |  |  |  |  |
| 10/01                                | at Cleveland    | 1/1   | 6   | 68  | 11.3 | 21 | 2  |  |  |  |  |
| 10/08                                | BUFFALO         | 1/1   | 4   | 38  | 9.5  | 15 | 0  |  |  |  |  |
| 10/22                                | at Pittsburgh   | 1/1   | 4   | 23  | 5.8  | 10 | 1  |  |  |  |  |
| 10/29                                | INDIANAPOLIS    | 1/1   | 5   | 46  | 9.2  | 19 | 0  |  |  |  |  |
| 11/05                                | at Jacksonville | 1/1   | 2   | 79  | 39.5 | 59 | 0  |  |  |  |  |
| 11/12                                | at Tennessee    | 1/1   | 1   | 4   | 4.0  | 4  | 0  |  |  |  |  |
| 11/19                                | at Denver       | 1/1   | 2   | 12  | 6.0  | 11 | 1  |  |  |  |  |
| 11/26                                | CLEVELAND       | 1/1   | 3   | 14  | 4.7  | 8  | 1  |  |  |  |  |
| 12/04                                | PITTSBURGH      | 1/1   | 2   | 30  | 15.0 | 19 | 0  |  |  |  |  |
| 12/10                                | CHICAGO         | 1/1   | 0   | 0   | 0.0  | -  | 0  |  |  |  |  |
| 12/17                                | at Minnesota    | 1/1   | 2   | 1   | 0.5  | 6  | 0  |  |  |  |  |
| 12/24                                | DETROIT         | 1/1   | 1   | 3   | 3.0  | 3  | 0  |  |  |  |  |
| 12/31                                | at Baltimore    | 1/1   | 6   | 53  | 8.8  | 20 | 2  |  |  |  |  |
| 2017 TOTALS                          |                 | 16/16 | 42  | 404 | 9.6  | 59 | 7  |  |  |  |  |

## 2018 GAME-BY-GAME STATS (CINCINNATI)

| DATE               | OPPONENT         | P/S        | REC             | YDS       | AVG        | LG        | TD       |
|--------------------|------------------|------------|-----------------|-----------|------------|-----------|----------|
| 09/09              | at Indianapolis  | 1/0        | 1               | 9         | 9.0        | 9         | 0        |
| 09/13              | BALTIMORE        | 1/1        | 2               | 11        | 5.5        | 6         | 0        |
| 09/23              | at Carolina      | 1/0        | 1               | 16        | 16.0       | 16        | 0        |
| 09/30              | at Atlanta       | 1/0        | 0               | 0         | 0.0        | -         | 0        |
| 10/07              | MIAMI            | 1/1        | 0               | 0         | 0.0        | -         | 0        |
| 10/14              | PITTSBURGH       |            | INACTIVE        |           |            |           |          |
| 10/21              | at Kansas City   |            | INACTIVE        |           |            |           |          |
| 10/28              | TAMPA BAY        |            | INACTIVE        |           |            |           |          |
| 11/11              | NEW ORLEANS      |            | INACTIVE        |           |            |           |          |
| 11/18              | at Baltimore     |            | INJURED RESERVE |           |            |           |          |
| 11/25              | CLEVELAND        |            | INJURED RESERVE |           |            |           |          |
| 12/02              | DENVER           |            | INJURED RESERVE |           |            |           |          |
| 12/09              | at L.A. Chargers |            | INJURED RESERVE |           |            |           |          |
| 12/16              | OAKLAND          |            | INJURED RESERVE |           |            |           |          |
| 12/23              | at Cleveland     |            | INJURED RESERVE |           |            |           |          |
| 12/30              | at Pittsburgh    |            | INJURED RESERVE |           |            |           |          |
| <b>2018 TOTALS</b> |                  | <b>5/2</b> | <b>4</b>        | <b>36</b> | <b>9.0</b> | <b>16</b> | <b>0</b> |

## 2019 GAME-BY-GAME STATS (BUFFALO)

| DATE               | OPPONENT       | P/S         | REC      | YDS       | AVG         | LG        | TD       |
|--------------------|----------------|-------------|----------|-----------|-------------|-----------|----------|
| 09/08              | at N.Y. Jets   |             | INACTIVE |           |             |           |          |
| 09/15              | at N.Y. Giants |             | INACTIVE |           |             |           |          |
| 09/22              | CINCINNATI     |             | INACTIVE |           |             |           |          |
| 09/29              | NEW ENGLAND    |             | INACTIVE |           |             |           |          |
| 10/06              | at Tennessee   |             | INACTIVE |           |             |           |          |
| 10/20              | MIAMI          | 1/0         | 0        | 0         | 0.0         | -         | 0        |
| 10/27              | PHILADELPHIA   | 1/1         | 2        | 32        | 16.0        | 20        | 0        |
| 11/03              | WASHINGTON     | 1/0         | 0        | 0         | 0.0         | -         | 0        |
| 11/10              | at Cleveland   | 1/1         | 0        | 0         | 0.0         | -         | 0        |
| 11/17              | at Miami       | 1/0         | 1        | 6         | 6.0         | 6         | 0        |
| 11/24              | DENVER         | 1/0         | 1        | 14        | 14.0        | 14        | 0        |
| 11/28              | at Dallas      | 1/0         | 0        | 0         | 0.0         | -         | 0        |
| 12/08              | BALTIMORE      | 1/0         | 0        | 0         | 0.0         | -         | 0        |
| 12/15              | at Pittsburgh  | 1/0         | 1        | 14        | 14.0        | 14t       | 1        |
| 12/21              | at New England | 1/0         | 0        | 0         | 0.0         | -         | 0        |
| 12/29              | N.Y. JETS      | 1/1         | 1        | 5         | 5.0         | 5         | 0        |
| <b>2019 TOTALS</b> |                | <b>11/3</b> | <b>6</b> | <b>71</b> | <b>11.8</b> | <b>20</b> | <b>1</b> |

| DATE  | OPPONENT    | P/S | REC | YDS | AVG | LG | TD |
|-------|-------------|-----|-----|-----|-----|----|----|
| 01/04 | at Houston* | 1/0 | 0   | 0   | 0.0 | -  | 0  |

\* AFC Wild Card game

## 2020 GAME-BY-GAME STATS (BUFFALO)

| DATE               | OPPONENT         | P/S         | REC              | YDS        | AVG        | LG        | TD       |
|--------------------|------------------|-------------|------------------|------------|------------|-----------|----------|
| 09/13              | N.Y. JETS        | 1/0         | 0                | 0          | 0.0        | -         | 0        |
| 09/20              | at Miami         | 1/0         | 0                | 0          | 0.0        | -         | 0        |
| 09/27              | L.A. RAMS        | 1/1         | 4                | 24         | 6.0        | 13        | 2        |
| 10/04              | at Las Vegas     | 1/0         | 1                | 12         | 12.0       | 12        | 0        |
| 10/13              | at Tennessee     | 1/0         | 0                | 0          | 0.0        | -         | 0        |
| 10/19              | KANSAS CITY      | 1/1         | 1                | 7          | 7.0        | 7         | 0        |
| 10/25              | at N.Y. Jets     | 1/1         | 4                | 64         | 16.0       | 38        | 0        |
| 11/01              | NEW ENGLAND      | 1/1         | 1                | 11         | 11.0       | 11        | 0        |
| 11/08              | SEATTLE          | 1/0         | 1                | 1          | 1.0        | 1t        | 1        |
| 11/15              | at Arizona       |             | RESERVE/COVID-19 |            |            |           |          |
| 11/29              | L.A. CHARGERS    |             | INACTIVE         |            |            |           |          |
| 12/07              | at San Francisco |             | INACTIVE         |            |            |           |          |
| 12/13              | PITTSBURGH       |             | INACTIVE         |            |            |           |          |
| 12/19              | at Denver        |             | INACTIVE         |            |            |           |          |
| 12/28              | at New England   | 1/0         | 0                | 0          | 0.0        | -         | 0        |
| 01/03              | MIAMI            |             | RESERVE/COVID-19 |            |            |           |          |
| <b>2020 TOTALS</b> |                  | <b>10/4</b> | <b>12</b>        | <b>119</b> | <b>9.9</b> | <b>38</b> | <b>3</b> |

| DATE  | OPPONENT          | P/S | REC      | YDS | AVG | LG | TD |
|-------|-------------------|-----|----------|-----|-----|----|----|
| 01/09 | INDIANAPOLIS*     |     | INACTIVE |     |     |    |    |
| 01/16 | BALTIMORE**       |     | INACTIVE |     |     |    |    |
| 01/24 | at Kansas City*** |     | INACTIVE |     |     |    |    |

\* AFC Wild Card game

\*\* AFC Divisional game

\*\*\* AFC Championship

## 2021 GAME-BY-GAME STATS (N.Y. JETS)

| DATE               | OPPONENT        | P/S        | REC              | YDS        | AVG         | LG        | TD       |
|--------------------|-----------------|------------|------------------|------------|-------------|-----------|----------|
| 09/12              | at Carolina     | 1/0        | 3                | 26         | 8.7         | 10        | 0        |
| 09/19              | NEW ENGLAND     | 1/1        | 1                | 8          | 8.0         | 8         | 0        |
| 09/26              | at Denver       | 1/1        | 2                | 12         | 6.0         | 8         | 0        |
| 10/03              | TENNESSEE       | 1/0        | 0                | 0          | 0.0         | -         | 0        |
| 10/10              | at Atlanta      |            | INACTIVE         |            |             |           |          |
| 10/24              | at New England  |            | INACTIVE         |            |             |           |          |
| 10/31              | CINCINNATI      | 1/1        | 2                | 20         | 10.0        | 13t       | 1        |
| 11/04              | at Indianapolis | 1/1        | 2                | 38         | 19.0        | 26        | 0        |
| 11/14              | BUFFALO         |            | INJURED RESERVE  |            |             |           |          |
| 11/21              | MIAMI           |            | INJURED RESERVE  |            |             |           |          |
| 11/28              | at Houston      |            | INJURED RESERVE  |            |             |           |          |
| 12/05              | PHILADELPHIA    |            | INJURED RESERVE  |            |             |           |          |
| 12/12              | NEW ORLEANS     |            | INJURED RESERVE  |            |             |           |          |
| 12/19              | at Miami        | 1/0        | 2                | 35         | 17.5        | 24        | 0        |
| 12/26              | JACKSONVILLE    | 1/1        | 3                | 29         | 9.7         | 22        | 0        |
| 01/02              | TAMPA BAY       |            | RESERVE/COVID-19 |            |             |           |          |
| 01/09              | at Buffalo      | 1/1        | 1                | 5          | 5.0         | 5         | 0        |
| <b>2021 TOTALS</b> |                 | <b>9/6</b> | <b>16</b>        | <b>173</b> | <b>10.8</b> | <b>26</b> | <b>1</b> |

## 2022 GAME-BY-GAME STATS (SAN FRANCISCO)

| DATE               | OPPONENT      | P/S         | REC      | YDS       | AVG         | LG        | TD       |
|--------------------|---------------|-------------|----------|-----------|-------------|-----------|----------|
| 09/11              | at Chicago    | 1/1         | 1        | 9         | 9.0         | 9         | 0        |
| 09/18              | SEATTLE       | 1/1         | 0        | 0         | 0.0         | -         | 0        |
| 09/25              | at Denver     |             | INACTIVE |           |             |           |          |
| 10/03              | L.A. RAMS     |             | INACTIVE |           |             |           |          |
| 10/09              | at Carolina   |             | INACTIVE |           |             |           |          |
| 10/16              | at Atlanta    |             | INACTIVE |           |             |           |          |
| 10/23              | KANSAS CITY   |             | INACTIVE |           |             |           |          |
| 10/30              | at L.A. Rams  | 1/0         | 1        | 6         | 6.0         | 6         | 0        |
| 11/13              | L.A. CHARGERS | 1/1         | 0        | 0         | 0.0         | -         | 0        |
| 11/21              | at Arizona    | 1/0         | 0        | 0         | 0.0         | -         | 0        |
| 11/27              | NEW ORLEANS   |             | INACTIVE |           |             |           |          |
| 12/04              | MIAMI         | 1/0         | 1        | 14        | 14.0        | 14        | 0        |
| 12/11              | TAMPA BAY     | 1/0         | 0        | 0         | 0.0         | -         | 0        |
| 12/15              | at Seattle    | 1/0         | 1        | 28        | 28.0        | 28        | 0        |
| 12/24              | WASHINGTON    | 1/1         | 0        | 0         | 0.0         | -         | 0        |
| 01/01              | at Las Vegas  | 1/0         | 0        | 0         | 0.0         | -         | 0        |
| 01/08              | ARIZONA       | 1/0         | 0        | 0         | 0.0         | -         | 0        |
| <b>2022 TOTALS</b> |               | <b>11/4</b> | <b>4</b> | <b>57</b> | <b>14.3</b> | <b>28</b> | <b>0</b> |

| DATE                  | OPPONENT           | P/S        | REC      | YDS      | AVG        | LG       | TD       |
|-----------------------|--------------------|------------|----------|----------|------------|----------|----------|
| 01/14                 | SEATTLE*           | 1/0        | 0        | 0        | 0.0        | -        | 0        |
| 01/22                 | DALLAS**           |            | INACTIVE |          |            |          |          |
| 01/29                 | at Philadelphia*** | 1/0        | 0        | 0        | 0.0        | -        | 0        |
| <b>PLAYOFF TOTALS</b> |                    | <b>2/0</b> | <b>0</b> | <b>0</b> | <b>0.0</b> | <b>-</b> | <b>0</b> |

\* NFC Wild Card game

\*\* NFC Divisional game

\*\*\* NFC Championship

## 2023 GAME-BY-GAME STATS (MIAMI)

| DATE               | OPPONENT         | P/S        | REC      | YDS      | AVG        | LG       | TD       |
|--------------------|------------------|------------|----------|----------|------------|----------|----------|
| 09/10              | at L.A. Chargers | 1/0        | 0        | 0        | 0.0        | -        | 0        |
| 09/17              | at New England   | 1/0        | 0        | 0        | 0.0        | -        | 0        |
| 09/24              | DENVER           |            | INACTIVE |          |            |          |          |
| 10/01              | at Buffalo       |            | INACTIVE |          |            |          |          |
| 10/08              | N.Y. GIANTS      | 1/0        | 0        | 0        | 0.0        | -        | 0        |
| 10/15              | CAROLINA         |            | INACTIVE |          |            |          |          |
| 10/22              | at Philadelphia  |            | INACTIVE |          |            |          |          |
| 10/29              | NEW ENGLAND      | 1/0        | 0        | 0        | 0.0        | -        | 0        |
| 11/05              | at Kansas City   | 1/0        | 0        | 0        | 0.0        | -        | 0        |
| 11/19              | LAS VEGAS        | 1/0        | 0        | 0        | 0.0        | -        | 0        |
| 11/24              | at N.Y. Jets     | 1/0        | 0        | 0        | 0.0        | -        | 0        |
| 12/03              | at Washington    |            | INACTIVE |          |            |          |          |
| 12/11              | TENNESSEE        |            | INACTIVE |          |            |          |          |
| 12/17              | N.Y. JETS        | 1/0        | 0        | 0        | 0.0        | -        | 0        |
| 12/24              | DALLAS           |            | INACTIVE |          |            |          |          |
| 12/31              | at Baltimore     |            | INACTIVE |          |            |          |          |
| 01/07              | BUFFALO          |            | INACTIVE |          |            |          |          |
| <b>2023 TOTALS</b> |                  | <b>8/0</b> | <b>0</b> | <b>0</b> | <b>0.0</b> | <b>-</b> | <b>0</b> |

| DATE  | OPPONENT        | P/S | REC      | YDS | AVG | LG | TD |
|-------|-----------------|-----|----------|-----|-----|----|----|
| 01/13 | at Kansas City* |     | INACTIVE |     |     |    |    |

\* AFC Wild Card game





# KENDALL LAMM

TACKLE // 6-5 // 308 // APPALACHIAN STATE '15  
ACQUIRED: FA, '22  
HOMETOWN: CHARLOTTE, N.C. // BORN: 6/5/92  
NFL: EIGHTH SEASON // DOLPHINS: FIRST SEASON

## NFL CAREER

### TRANSACTIONS:

- Signed to Miami's active roster on Dec. 31, 2022.
- Signed to Miami's practice squad on Nov. 28, 2022.
- Released by Detroit on Aug. 29, 2022.
- Signed by Detroit on Aug. 8, 2022.
- Released by Tennessee on March 10, 2022.
- Signed by Tennessee as an unrestricted free agent from Cleveland on March 17, 2021.
- Signed by Cleveland as an unrestricted free agent from Houston on March 15, 2019.
- Signed by Houston on Oct. 31, 2017.
- Waived by Houston on Oct. 28, 2017.
- Signed by Houston as an undrafted college free agent on May 8, 2015.

### CAREER HIGHLIGHTS:

- Played in 104 career games with 37 starts – 16 at right tackle, 11 at left tackle and 10 as an extra offensive lineman.
- 2 receptions for 8 yards (4.0 avg.) and 1 TD.
- Appeared in 8 postseason games with 1 start at right tackle – 4 with Houston, 2 with Cleveland, 1 with Tennessee and 1 with Miami.

### 2023 (MIAMI):

- Played in all 17 games with 8 starts – 7 at left tackle and 1 at right tackle.

#### AT L.A. CHARGERS (9/10):

- Helped the offense total 536 yards and 36 points while not allowing QB Tua Tagovailoa to get sacked.

#### AT NEW ENGLAND (9/17):

- Helped the offense total 389 yards and pave the way for RB Raheem Mostert to rush for 121 yards and 2 TDs.

#### VS. NEW ENGLAND (10/29):

- Protected QB Tua Tagovailoa who completed 30-of-45 passes for 324 yards and 3 TDs.

### POSTSEASON:

#### AFC WILD CARD AT KANSAS CITY (1/13):

Played but did not record any stats.

### 2022 (DETROIT/MIAMI):

- Started 1 game at left tackle with Miami.
- Inactive for 1 game with Miami.
- Signed to Miami's active roster on Dec. 31.

- Spent 4 weeks on Miami's practice squad and was elevated twice but did not play.
- Signed to Miami's practice squad on Nov. 28.
- Released by Detroit on Aug. 29.
- Spent offseason and training camp with Detroit.
- Signed by Detroit on Aug. 8.

#### AT NEW ENGLAND (1/1):

- Made his Dolphins debut.

### POSTSEASON:

#### AFC WILD CARD AT BUFFALO (1/15):

Inactive.

### 2021 (TENNESSEE):

- Played in 12 games with 1 start at left tackle.
- Inactive for 3 games.
- Spent 2 games on the Reserve/COVID-19 list.

#### VS. ARIZONA (9/12):

Played but did not record any stats.

- Made his Tennessee debut.

#### VS. KANSAS CITY (10/24):

- It was his 1st start for the Titans.

### POSTSEASON:

#### AFC DIVISIONAL VS. CINCINNATI (1/22):

Played but did not record any stats.

### 2020 (CLEVELAND):

- Played in 15 games with 1 start at left tackle.
- Inactive for 1 game.
- 1 reception for 1 yard and 1 TD.

#### AT TENNESSEE (12/6):

1 reception for 1 yard and 1 TD.

- Recorded his 1st career TD on a 1-yard pass from QB Baker Mayfield in the 2nd quarter.

#### AT N.Y. JETS (12/27):

Started at left tackle.

### POSTSEASON:

#### AFC WILD CARD AT PITTSBURGH (1/10):

Played but did not record any stats.

#### AFC DIVISIONAL AT KANSAS CITY (1/17):

Played but did not record any stats.

### 2019 (CLEVELAND):

- Played in 4 games with 2 starts at right tackle.
- Inactive for 12 games.

#### VS. TENNESSEE (9/8):

Played but did not record any stats.

- Made his Cleveland debut.

#### VS. CINCINNATI (12/8):

Started at right tackle.

- Made his 1st start with the Browns.

#### AT ARIZONA (12/15):

Started at right tackle.

## 2018 (HOUSTON):

- Played in 15 games with 13 start at right tackle.
- Inactive for 1 game.

**AT INDIANAPOLIS (9/30):** Started at right tackle.

- Helped the offense gain 466 total yards.

**VS. JACKSONVILLE (12/30):** Started at right tackle.

## POSTSEASON:

**AFC WILD CARD VS. INDIANAPOLIS (1/5):** Started at right tackle.

## 2017 (HOUSTON):

- Played in 10 games with 4 starts – 1 at left tackle and 3 as an extra offensive lineman.
- Inactive for 5 games.

**VS. JACKSONVILLE (9/10):** Started at left tackle.

## 2016 (HOUSTON):

- Played in 15 games with 3 starts as an extra offensive lineman.
- Dressed but did not play in 1 game.

**VS. TENNESSEE (10/2):** Started as an extra offensive lineman.

## POSTSEASON:

**AFC WILD CARD VS. OAKLAND (1/7):** Played but did not record any stats.

**AFC DIVISIONAL AT NEW ENGLAND (1/14):** Played but did not record any stats.

## 2015 (HOUSTON):

- Played in 15 games with 4 starts as an extra offensive lineman.

**AT CAROLINA (9/20):** Played but did not record any stats.

- Made his NFL debut.

**VS. INDIANAPOLIS (10/8):** Started as an extra offensive lineman.

- Made his 1st NFL start.

**AT BUFFALO (12/6):** 1 reception for 7 yards.

- Caught a 7-yard pass from QB Brian Hoyer to convert a 3rd-and-1 in the 1st quarter for his 1st career reception.

## POSTSEASON:

**AFC DIVISIONAL VS. KANSAS CITY (1/9):** Played but did not record any stats.

## BEFORE THE NFL

### COLLEGE (APPALACHIAN STATE):

- 4-year starter (2011-14).

**CAREER:** Played in 43 games with 42 starts at left tackle.

**SENIOR (2014):** Started all 12 games at left tackle.

- 1st-team All-Sun Belt Conference.

**JUNIOR (2013):** Started all 12 games at left tackle.

- 1st-team All-Southern Conference.

**SOPHOMORE (2012):** Started 11 games at left tackle.

**REDSHIRT FRESHMAN (2011):** Played in 8 games with 7 starts at left tackle.

- Redshirted in 2010.

### HIGH SCHOOL (BUTLER HS – MATTHEWS, N.C.)

**SENIOR (2009):**

- 1st-team all-state.
- All-conference.
- Helped his school win its first state championship.

**JUNIOR (2008):**

- All-conference.

**SOPHOMORE (2007):**

- All-conference.

## OFF THE FIELD

### PERSONAL:

- **MAJOR:** Communication and public relations.

## KENDALL LAMM'S NFL REGULAR SEASON STATS

**GAMES/STARTS:** (Houston) 2015: 1/0, 2016: 15/3, 2017: 10/4, 2018: 15/13, (Cleveland) 2019: 4/2, **NFL TOTALS: 104/37**  
2020: 15/1, (Tennessee) 2021: 12/1, (Miami) 2022: 1/1, 2023: 17/8

## KENDALL LAMM'S NFL PLAYOFF STATS

**GAMES/STARTS:** (Houston) 2015: 1/0, 2016: 2/0, 2018: 1/1, (Cleveland) 2020: 2/0, (Tennessee) **PLAYOFF TOTALS: 8/1**  
2021: 1/0, (Miami) 2023: 1/0

## ADDITIONAL STATS

**Receiving:** (Houston) 1 for 7 yards in 2015, (Cleveland) 1 for 1 yard and 1 TD in 2020 for total of 2 for 8 yards and 1 TD.

**Miscellaneous Tackles:** (Cleveland) 1 in 2019.

**Miscellaneous Fumble Recoveries:** (Houston) 1 in 2015.



## NFL CAREER

### TRANSACTIONS:

- Signed to Miami as an unrestricted free agent from Tennessee on March 17, 2023.
- 6th-round pick (188th overall) by Tennessee in the 2019 NFL Draft.

### CAREER HIGHLIGHTS:

- Played in 67 career games with 43 starts.
- 333 tackles (196 solo), 1.0 sack, 4 interceptions, 15 passes defended and 3 forced fumbles.
- 10 special teams tackles (5 solo).
- Appeared in 6 postseason games with 4 starts – 5 with Tennessee and 1 with Miami.

### 2023 (MIAMI):

- Started all 17 games.
- 110 tackles (62 solo), 1.0 sack, 1 pass defended and 1 forced fumble.
- 3 special teams tackles (2 solo).

**AT NEW ENGLAND (9/17):** 7 tackles (4 solo) and 1.0 sack; 1 solo special teams tackle.

- Sacked QB Mac Jones on 2nd-and-12 for a loss of 9 in the 1st quarter.
- It was his 1st career sack in the regular season.

**VS. N.Y. GIANTS (10/8):** 9 tackles (4 solo) and 1 forced fumble.

- Forced a RB Eric Gray fumble on 2nd-and-10 that was recovered by the Giants.

**VS. CAROLINA (10/15):** 11 tackles (4 solo).

### POSTSEASON:

**AFC WILD CARD AT KANSAS CITY (1/13):** 7 tackles (5 solo).

### 2022 (TENNESSEE):

- Started 12 games.
- Missed the rest of the season after being placed on injured reserve on Dec. 10.
- 86 tackles (52 solo), 2 interceptions and 5 passes defended.

**AT WASHINGTON (10/9):** 12 tackles (6 solo), 1 interception and 1 pass defended.

- Picked off a pass from QB Carson Wentz on a 3rd-and-goal from the 2-yard line with only 6 seconds remaining to preserve a Titans victory.

**VS. INDIANAPOLIS (10/23):** 8 tackles (5 solo), 1 interception and 2 passes defended.

- Picked off a pass from QB Matt Ryan in the 2nd quarter, leading to a Titans field goal.

**AT KANSAS CITY (11/6):** 10 tackles (6 solo).

### 2021 (TENNESSEE):

- Played in 10 games with 9 starts.
- Inactive for 7 games.
- 75 tackles (46 solo), 2 interceptions and 6 passes defended.

**VS. BUFFALO (10/18):** 14 tackles (9 solo).

**AT L.A. RAMS (11/7):** 6 tackles (2 solo), 1 interception and 2 passes defended.

- Picked off a pass by QB Matthew Stafford and returned it 6 yards in the 2nd quarter.
- It was his 1st career interception.

**VS. MIAMI (1/2):** 4 tackles (2 solo), 1 interception and 1 pass defended.

- Intercepted QB Tua Tagovailoa in the 4th quarter.

### POSTSEASON:

**AFC DIVISIONAL VS. CINCINNATI (1/22):** 8 tackles (6 solo) and 1.0 sack.

- Sacked QB Joe Burrow in the 2nd quarter for his 1st career sack either the regular season or postseason.

### 2020 (TENNESSEE):

- Played in 14 games with 5 starts.
- Inactive for 1 game.
- Spent 1 game on the Reserve/COVID-19 list.
- 50 tackles (28 solo), 2 passes defended and 1 forced fumble.
- 4 special teams tackles (2 solo).

**VS. BUFFALO (10/13):** 2 tackles (1 solo) and 1 forced fumble; 2 special teams tackles (1 solo).

- Forced a fumble by WR Andre Roberts on a kickoff return that was recovered by Tennessee and led to a Titans TD.

**VS. CLEVELAND (12/6):** 6 tackles (3 solo).

- Made his 1st NFL start.

**VS. DETROIT (12/20):** 12 tackles (6 solo) and 1 pass defended.

### POSTSEASON:

**AFC WILD CARD VS. BALTIMORE (1/10):** 5 tackles (4 solo).

### 2019 (TENNESSEE):

- Played in 14 games.
- Inactive for 2 games.

- 12 tackles (8 solo), 1 pass defended and 1 forced fumble.
  - 3 special teams tackles (1 solo).
- V.S. INDIANAPOLIS (9/15):** Played but did not record any stats.
- Made his NFL debut.
- V.S. KANSAS CITY (11/10):** 8 tackles (5 solo) and 1 forced fumble.
- Forced a fumble by RB Damien Williams that was scooped up by LB Rashaan Evans and returned 53 yards for a TD.
  - It was his 1st career forced fumble.
- AT OAKLAND (12/8):** 2 tackles (1 solo); 2 special teams tackles (1 solo).

#### POSTSEASON:

**AFC WILD CARD AT NEW ENGLAND (1/4):** 4 tackles (3 solo).

**AFC DIVISIONAL AT BALTIMORE (1/11):** 6 tackles (5 solo).

**AFC CHAMPIONSHIP AT KANSAS CITY (1/19):** 3 tackles (2 solo); 1 solo special teams tackle.

### BEFORE THE NFL

#### COLLEGE (WEST VIRGINIA):

- 3-year starter (2016-18).

**CAREER:** Played in 34 games with 31 starts; 252 tackles (169 solo), 14.0 sacks, 10 passes defended,

2 forced fumbles and 2 fumble recoveries.

**JUNIOR (2018):** Started all 12 games; 111 tackles (76 solo), 8.0 sacks, 4 passes defended, 1 forced fumble and 1 fumble recovery.

- 2nd-team All-American.
- Big 12 Defensive Player of the Year.
- 1st-team All-Big 12.
- Led the team in tackles (111) and sacks (8.0).
- His 19 tackles for loss tied the single-season school record.

**SOPHOMORE (2017):** Started 9 games; 76 tackles (56 solo), 4.0 sacks, 6 passes defended and 1 fumble recovery.

- 1st-team All-Big 12.

**REDSHIRT FRESHMAN (2016):** Played in all 13 games with 10 starts; 65 tackles (37 solo), 2.0 sacks and 1 forced fumble.

- Redshirted in 2015.

#### HIGH SCHOOL (WINTON WOODS HS – CINCINNATI, OHIO)

**SENIOR (2014):** 110 tackles and 3.0 sacks.

- Honorable mention all-state.

- 1st-team all-district.

**JUNIOR (2013):** 88 tackles, 1 interception and 1 fumble recovery.

**SOPHOMORE (2012):** 81 tackles, 1.0 sack, 1 interception and 2 fumble recoveries.

### DAVID LONG JR.'S NFL REGULAR SEASON STATS

| YEAR       | TEAM      | GP | GS | TACKLES |      |      |     |     | INTERCEPTIONS |     |    |    |    | FUMBLES |    |
|------------|-----------|----|----|---------|------|------|-----|-----|---------------|-----|----|----|----|---------|----|
|            |           |    |    | TOT     | SOLO | ASST | SK  | YDS | INT           | YDS | LG | TD | PD | FF      | FR |
| 2019       | TENNESSEE | 14 | 0  | 12      | 8    | 4    | 0.0 | 0.0 | 0             | 0   | -  | 0  | 1  | 1       | 0  |
| 2020       | TENNESSEE | 14 | 5  | 50      | 28   | 22   | 0.0 | 0.0 | 0             | 0   | -  | 0  | 2  | 1       | 0  |
| 2021       | TENNESSEE | 10 | 9  | 75      | 46   | 29   | 0.0 | 0.0 | 2             | 6   | 6  | 0  | 6  | 0       | 0  |
| 2022       | TENNESSEE | 12 | 12 | 86      | 52   | 34   | 0.0 | 0.0 | 2             | 4   | 4  | 0  | 5  | 0       | 0  |
| 2023       | MIAMI     | 17 | 17 | 110     | 62   | 48   | 1.0 | 9.0 | 0             | 0   | -  | 0  | 1  | 1       | 0  |
| NFL TOTALS |           | 67 | 43 | 333     | 196  | 137  | 1.0 | 9.0 | 4             | 10  | 6  | 0  | 15 | 3       | 0  |

### DAVID LONG JR.'S NFL PLAYOFF STATS

| YEAR           | TEAM      | GP | GS | TACKLES |      |      |     |     | INTERCEPTIONS |     |    |    |    | FUMBLES |    |
|----------------|-----------|----|----|---------|------|------|-----|-----|---------------|-----|----|----|----|---------|----|
|                |           |    |    | TOT     | SOLO | ASST | SK  | YDS | INT           | YDS | LG | TD | PD | FF      | FR |
| 2019           | TENNESSEE | 3  | 1  | 13      | 10   | 3    | 0.0 | 0.0 | 0             | 0   | -  | 0  | 0  | 0       | 0  |
| 2020           | TENNESSEE | 1  | 1  | 5       | 4    | 1    | 0.0 | 0.0 | 0             | 0   | -  | 0  | 0  | 0       | 0  |
| 2021           | TENNESSEE | 1  | 1  | 8       | 6    | 2    | 1.0 | 0.0 | 0             | 0   | -  | 0  | 0  | 0       | 0  |
| 2023           | MIAMI     | 1  | 1  | 7       | 5    | 2    | 0.0 | 0.0 | 0             | 0   | -  | 0  | 0  | 0       | 0  |
| PLAYOFF TOTALS |           | 6  | 4  | 33      | 25   | 8    | 1.0 | 0.0 | 0             | 0   | -  | 0  | 0  | 0       | 0  |

### ADDITIONAL STATS

**Special Teams Tackles:** 3 in 2019, 4 in 2020, 3 in 2023 for total of 10.

### SINGLE-GAME CAREER HIGHS

|                         |     |   |
|-------------------------|-----|---|
| <b>Tackles:</b>         | 14  | vs. Buffalo, 10/18/21                     |
| <b>Sacks:</b>           | 1.0 | Twice, last: at New England, 9/17/23      |
| <b>Interceptions:</b>   | 1   | 4 times, last: vs. Indianapolis, 10/23/22 |
| <b>Passes Defended:</b> | 2   | 3 times, last: vs. Indianapolis, 10/23/22 |
| <b>Forced Fumbles:</b>  | 1   | 3 times, last: vs. N.Y. Giants, 10/8/23   |

RAHEEM  
MOSTERT

NFL: NINTH SEASON // DOLPHINS: SECOND SEASON



## NFL CAREER

### TRANSACTIONS:

- Signed by Miami as an unrestricted free agent from San Francisco on March 17, 2022.
- Signed to San Francisco's active roster on Dec. 31, 2016.
- Signed to San Francisco's practice squad on Nov. 28, 2016.
- Released from Chicago's practice squad on Oct. 21, 2016.
- Signed to Chicago's practice squad on Oct. 4, 2016.
- Waived by Chicago on Oct. 3, 2016.
- Signed to Chicago's active roster on Sept. 21, 2016.
- Signed to Chicago's practice squad on Sept. 13, 2016.
- Released from the N.Y. Jets' practice squad on Sept. 12, 2016.
- Signed to the N.Y. Jets' practice squad on Sept. 6, 2016.
- Waived by Cleveland on Sept. 4, 2016.
- Awarded off waivers to Cleveland on Dec. 16, 2015.
- Waived by Baltimore on Dec. 15, 2015.
- Awarded off waivers to Baltimore on Oct. 14, 2015.
- Waived by Miami on Oct. 13, 2015.
- Signed by Miami off Philadelphia's practice squad on Sept. 15, 2015.
- Signed to Philadelphia's practice squad on Sept. 6, 2015.
- Waived by Philadelphia on Sept. 5, 2015.
- Signed by Philadelphia as an undrafted college free agent on May 2, 2015.

- 51 kickoff returns for 1,150 yards (22.5 avg.).
- 26 special teams tackles (23 solo).
- 1 miscellaneous tackle.
- Appeared in 4 postseason games with 1 start – 3 with San Francisco and 1 with Miami.
- His 5.21 yards per carry average is 4th among all NFL running backs in the Super Bowl era (minimum 500 attempts):

## NFL RUSHING AVERAGE LEADERS

(RBs only in Super Bowl era; min. 500 att.)

|    | PLAYER                | YEARS          | ATT        | YDS          | AVG         |
|----|-----------------------|----------------|------------|--------------|-------------|
| 1. | Bo Jackson            | 1987-90        | 515        | 2,782        | 5.40        |
| 2. | Jamaal Charles        | 2008-18        | 1,407      | 7,563        | 5.38        |
| 3. | Nick Chubb            | 2018-23        | 1,238      | 6,511        | 5.26        |
| 4. | <b>RAHEEM MOSTERT</b> | <b>2015-23</b> | <b>674</b> | <b>3,513</b> | <b>5.21</b> |
| 5. | Mercury Morris        | 1970-76        | 781        | 4,023        | 5.15        |

- His 18 rushing TDs in 2023 led the league:

## MOST RUSHING TOUCHDOWNS IN 2023

|    | PLAYER              | TEAM | ATT | YDS   | TDs |
|----|---------------------|------|-----|-------|-----|
| 1. | RAHEEM MOSTERT      | MIA  | 209 | 1,012 | 18  |
| 2. | Josh Allen          | Buf. | 111 | 524   | 15  |
|    | Jalen Hurts         | Phi. | 157 | 605   | 15  |
| 4. | Christian McCaffrey | SF   | 272 | 1,459 | 14  |
|    | Gus Edwards         | Bal. | 198 | 810   | 13  |
| 5. | David Montgomery    | Det. | 219 | 1,015 | 13  |

- His 21 total TDs in 2023 are the most in franchise history and 3rd-most by an undrafted player in single-season NFL history:

## MOST TOTAL TOUCHDOWNS IN A SEASON IN DOLPHINS HISTORY

| PLAYER                | YEAR | TOTAL TDs            |
|-----------------------|------|----------------------|
| 1. RAHEEM MOSTERT     | 2023 | 21 (18 RUSH, 3 REC.) |
| 2. Mark Clayton       | 1984 | 18 (18 rec.)         |
| 3. Ricky Williams     | 2002 | 17 (16 rush, 1 rec.) |
| 4. Karim Abdul-Jabbar | 1997 | 16 (15 rush, 1 rec.) |
| Lamar Smith           | 2000 | 16 (14 rush, 2 rec.) |

- His 18 rushing TDs in 2023 are the most in franchise history:

### CAREER HONORS:

- 2023 PFWA All-AFC.
- 2023 Pro Bowl selection.
- AFC Offensive Player of the Week (vs. Carolina, 10/15/23).
- FedEx Ground Player of the Week (vs. Carolina, 10/15/23).

### CAREER HIGHLIGHTS:

- Played in 90 career games with 38 starts.
- 674 carries for 3,513 yards (5.2 avg.) and 32 TDs.
- 92 receptions for 738 yards (8.0 avg.) and 8 TDs.

**MOST RUSHING TOUCHDOWNS IN A SEASON  
IN DOLPHINS HISTORY**

| PLAYER                   | YEAR        | RUSHING TDs |
|--------------------------|-------------|-------------|
| 1. <b>RAHEEM MOSTERT</b> | <b>2023</b> | <b>18</b>   |
| 2. Ricky Williams        | 2002        | 16          |
| 3. Karim Abdul-Jabbar    | 1997        | 15          |
| 4. Lamar Smith           | 2000        | 14          |
| 5. Larry Csonka          | 1979        | 12          |
| Don Nottingham           | 1975        | 12          |
| Mercury Morris           | 1972        | 12          |

- His 4 total TDs on Sept. 24, 2023 vs. the Denver Broncos tied for the most in franchise history:

| MOST TOUCHDOWNS IN A GAME IN DOLPHINS HISTORY |          |          |     |  |
|---|----------|----------|-----|--|
| PLAYER  | DATE     | OPP.     | TDs |  |
| 1. <b>RAHEEM MOSTERT</b>                      | 9/24/23  | VS. DEN. | 4   |  |
| De'Von Achane                                 | 9/24/23  | vs. Den. | 4   |  |
| Ronnie Brown                                  | 9/21/08  | at NE    | 4   |  |
| Mark Ingram                                   | 11/27/94 | at NYJ   | 4   |  |
| Paul Warfield                                 | 12/15/73 | vs. Det. | 4   |  |

- His 220 rushing yards in the 2019 NFC Championship (1/19/20) vs. Green Bay were the 2nd-most rushing yards and rushing TDs in a playoff game in NFL history:

| MOST RUSHING YARDS IN A PLAYOFF GAME |      |                |     |     |
|--------------------------------------|------|----------------|-----|-----|
| PLAYER                               | TM   | DATE, OPP      | ATT | YDS |
| 1. Eric Dickerson                    | LAR  | 1/4/86, Dal.   | 34  | 248 |
| 2. <b>RAHEEM MOSTERT</b>             | SF   | 1/19/20, GB    | 29  | 220 |
| 3. Lamar Smith                       | Mia. | 12/30/00, Ind. | 40  | 209 |
| 4. Keith Lincoln                     | SD   | 1/5/64, Bos.   | 13  | 206 |
| 5. Timmy Smith                       | Was. | 1/31/88, Den.  | 22  | 204 |

## 2023 (MIAMI):

- Started 15 games.
- Inactive for 2 games.
- 209 carries for 1,012 yards (4.8 avg.) and 18 TDs.
- 25 receptions for 175 yards (7.0 avg.) and 3 TDs.
- His 21 total TDs and 18 rushing TDs were both single-season team records.
- His 18 rushing TDs led the NFL and were the 1st time a Dolphins player was the sole league leader in rushing TDs since 1972 (Mercury Morris).
- His 21 total TDs were tied for the NFL lead (Christian McCaffrey).

**AT NEW ENGLAND (9/17):** 18 carries for 121 yards (6.7 avg.) and 2 TDs; 1 reception for 6 yards (6.0 avg.).

- Scored on an 8-yard run with 9:39 left in the 2nd quarter to put Miami on the board.
- Scored on a 43-yard run with 8:45 left in the 4th quarter to extend Miami's lead to 24-10.
- Topped 100 rushing yards for the 1st time this season and 4th time in the regular season in his career.

**VS. DENVER (9/24):** 13 carries for 82 yards (6.3 avg.) and 3 TDs; 7 receptions for 60 yards (8.6 avg.) and 1 TD.

- Tied the franchise record for most total TDs (4) and points scored (24) in a game.
- Scored on a 20-yard run with 1:49 left in the 2nd quarter to give Miami a 28-10 lead.
- Scored Miami's 2nd TD in a span of 20 seconds on a 3-yard run with 1:29 left in the 2nd quarter.
- Scored on a 1-yard run in the 3rd quarter to extend Miami's lead to 42-13.
- Caught a 19-yard TD pass from QB Tua Tagovailoa in the 3rd quarter.

**VS. CAROLINA (10/15):** 17 carries for 115 yards (6.8 avg.) and 2 TDs; 3 receptions for 17 yards (5.7 avg.) and 1 TD.

- Caught a 3-yard TD pass from QB Tua Tagovailoa in the 2nd quarter.
- Scored on a 4-yard run in the 3rd quarter to extend Miami's lead to 28-14.
- Scored on a 1-yard run on Miami's first possession of the 4th quarter.

**VS. TENNESSEE (12/11):** 21 carries for 96 yards (4.6 avg.) and 2 TDs; 1 reception for 4 yards (4.0 avg.).

- Scored on a 3-yard run in the 4th quarter to give Miami a 20-13 lead.
- Scored on a 5-yard rush with 4:34 remaining in the 4th quarter.
- His 2 TDs gave him 16 rushing scores for the season and 18 total touchdowns, both tying single-season franchise records.

**VS. N.Y. JETS (12/17):** 15 carries for 42 yards (2.8 avg.) and 2 TDs; 2 receptions for 1 yard (0.5 avg.).

- Scored on a 2-yard TD run with 7:37 remaining in the 1st quarter.
- It broke the team's single-season total touchdown and single-season rushing touchdown records.
- Scored on a 1-yd TD run with 1:03 remaining in the 2nd quarter.
- At 31 years old, became the 2nd-oldest player in NFL history to score 20 TDs in a season. Only Washington RB John Riggins, who had 24 TDs in 1983 at 34 years old, was older.

**VS. DALLAS (12/24):** 11 carries for 46 yards (4.2 avg.); 1 reception for 4 yards (4.0 avg.) and 1 TD.

- Caught a 4-yard TD pass from QB Tua Tagovailoa to give Miami a 13-7 lead with 17 seconds left in the 2nd quarter.
- At 31 years old, became the 2nd-oldest player in NFL history to rush for 1,000 yards for the 1st time in his career. Only Pittsburgh RB John Henry Johnson, who had 1,141 yards in 1962 at 33 years old, was older.
- Became the 1st Dolphin since 2016 (Jay Ajayi) to rush for 1,000 yards in a season.

## POSTSEASON:

**AFC WILD CARD AT KANSAS CITY (1/13):** 8 carries for 33 yards (4.1 avg.); 1 reception for -3 yards.

## PRO BOWL:

- Selected to start the Pro Bowl for the 1st time in his career.
- Joined Fred Taylor (2007) as the only players in NFL history to be selected as running backs to their 1st Pro Bowl at 31+ years of age.

## HONORS:

- PFWA All-AFC.
- AFC Offensive Player of the Week (vs. Carolina, 10/15).
- FedEx Ground Player of the Week (vs. Carolina, 10/15).

## 2022 (MIAMI):

- Played in 16 games with 14 starts.
- Inactive for 1 game.
- 181 carries for 891 yards (4.9 avg.) and 3 TDs.
- 31 receptions for 202 yards (6.5 avg.) and 2 TDs.
- 25 kickoff returns for 502 yards (20.1 avg.).
- 1 miscellaneous tackle.

**AT N.Y. JETS (10/9):** 18 carries for 113 yards (6.3 avg.) and 1 TD; 1 reception for 9 yards.

- Topped 100 rushing yards for just the 2nd time in the regular season in his career.
- Scored on a 12-yard run with 9:55 left in the 2nd quarter to put Miami on the board.

**VS. PITTSBURGH (10/23):** 16 carries for 79 yards (4.9 avg.); 4 receptions for 30 yards (7.5 avg.) and 1 TD.

- Caught a 8-yard TD pass from QB Tua Tagovailoa on the opening drive of the game.

**AT BUFFALO (12/17):** 17 carries for 136 yards (8.0 avg.); 1 reception for 20 yards.

- Had a 67-yard carry in the 1st quarter that set up a Miami field goal.
- Rushed for 101 yards in the 1st quarter, becoming 1st Dolphins player since at least 1991 to top 100 rushing yards in the 1st quarter of a game

#### POSTSEASON:

**AFC WILD CARD AT BUFFALO (1/15):** Inactive.

### 2021 (SAN FRANCISCO):

- Played in 1 game.
- Missed the rest of the season after being placed on injured reserve on Sept. 13.
- 2 carries for 20 yards (10.0 avg.).

**AT DETROIT (9/12):** 2 carries for 20 yards (10.0 avg.).

### 2020 (SAN FRANCISCO):

- Started 8 games.
- Inactive for 2 games.
- Missed 6 games with 2 stints on injured reserve.
- 104 carries for 521 yards (5.0 avg.) and 2 TDs.
- 16 receptions for 156 yards (9.8 avg.) and 1 TD.

**VS. ARIZONA (9/13):** 15 carries for 56 yards (3.7 avg.); 4 receptions for 95 yards (23.8 avg.) and 1 TD.

- Caught a 76-yard TD pass from QB Jimmy Garoppolo to give San Francisco a 10-0 lead in the 1st quarter.

**AT N. Y. JETS (9/20):** 8 carries for 92 yards (11.5 avg.) and 1 TD; 2 receptions for 15 yards (7.5 avg.).

- Scored on an 80-yard TD run on the first offensive play of the game.

**VS. MIAMI (10/11):** 11 carries for 90 yards (8.2 avg.); 3 receptions for 29 yards (9.7 avg.).

### 2019 (SAN FRANCISCO):

- Played in all 16 games.
- 137 carries for 772 yards (5.6 avg.) and 8 TDs.
- 14 receptions for 180 yards (12.9 avg.) and 2 TDs.
- 0 kickoff returns for -19 yards.
- 11 special teams tackles (8 solo).
- 2 miscellaneous fumble recoveries.

**AT CINCINNATI (9/15):** 13 carries for 83 yards (6.4 avg.); 3 receptions for 68 yards (22.7 avg.) and 1 TD; 1 solo special teams tackle.

- Caught a 39-yard TD pass from QB Jimmy Garoppolo to give San Francisco a 14-7 lead in the 1st quarter.

**AT BALTIMORE (12/1):** 19 carries for 146 yards (7.7 avg.) and 1 TD; 2 receptions for 8 yards (4.0 avg.).

- Scored on a 40-yard TD run in the 2nd quarter to tie the game at 14-14.

**AT SEATTLE (12/29):** 10 carries for 57 yards (5.7 avg.) and 2 TDs; 1 reception for 16 yards; 2 solo special teams tackles.

- Scored on a 2-yard TD run to extend San Francisco's lead to 19-7 in the 3rd quarter.
- Scored on a 13-yard TD run in the 4th quarter to extend San Francisco's lead to 26-14.

#### POSTSEASON:

**NFC DIVISIONAL VS. MINNESOTA (1/11):** 12

carries for 58 yards; 1 solo special teams tackle.

**NFC CHAMPIONSHIP VS. GREEN BAY (1/19):** 29 carries for 220 yards (7.6 avg.) and 4 TDs; 2 receptions for 6 yards (3.0 avg.).

- Scored on a 36-yard TD run to give San Francisco a 7-0 lead in the 1st quarter.
- Scored on a 9-yard TD run in the 2nd quarter to give San Francisco a 17-0 lead.
- Scored on an 18-yard TD run to give San Francisco a 27-0 lead in the 2nd quarter.
- Scored on a 22-yard TD run to extend San Francisco's lead in the 3rd quarter to 34-7.
- His 220 rushing yards were the 2nd-most rushing yards and rushing TDs in a playoff game in NFL history.

**SUPER BOWL LIV VS. KANSAS CITY (2/2):** 12 carries for 58 yards (4.8 avg.) and 1 TD; 1 reception for 2 yards.

- Scored on a 1-yard TD run to give San Francisco a 20-10 lead in the 3rd quarter.

### 2018 (SAN FRANCISCO):

- Played in all 9 games.
- Missed the rest of the season after being placed on injured reserve on Nov. 2.
- 34 carries for 261 yards (7.7 avg.) and 1 TD.
- 6 receptions for 25 yards (4.2 avg.).
- 6 solo special teams tackles.

**AT GREEN BAY (10/15):** 12 carries for 87 yards (7.3 avg.).

**VS. L.A. RAMS (10/21):** 7 carries for 59 yards (8.4 avg.); 4 receptions for 19 yards (4.8 avg.); 1 solo special teams tackle.

**VS. OAKLAND (11/1):** 7 carries for 86 yards (12.3 avg.) and 1 TD.

- Scored on a 52-yard TD run to give San Francisco a 31-3 lead in the 3rd quarter.

### 2017 (SAN FRANCISCO):

- Played in 11 games.
- Missed the rest of the season after being placed on injured reserve on Nov. 29.
- 6 carries for 30 yards (5.0 avg.).
- 5 kickoff returns for 83 yards (16.6 avg.).
- 8 solo special teams tackles.

**VS. L.A. RAMS (9/21):** 4 carries for 11 yards (2.8 avg.); 1 kickoff return for 20 yards; 1 solo special teams tackle.

**AT ARIZONA (10/1):** 2 solo special teams tackles.

**AT WASHINGTON (10/15):** 1 carry for 16 yards; 2 solo special teams tackles.

### 2016 (N.Y. JETS/CHICAGO/SAN FRANCISCO):

- Played in 1 game with San Francisco.
- Spent 4 games on San Francisco's practice squad.
- 1 carry for 6 yards with San Francisco.
- 2 kickoff returns for 35 yards (17.5 avg.).
- 0 punt returns for 33 yards.
- Played in 2 games with Chicago.
- Spent 4 games on Chicago's practice squad.
- Spent the offseason and training camp with Cleveland.
- Spent 1 game on the N.Y. Jets' practice squad.



**VS. SEATTLE (1/1):** 1 carry for 6 yards; 2 punt returns for 35 yards (17.5 avg.); 0 punt returns for 33 yards.

- Caught a lateral off a punt return from WR Jeremy Kerley and returned it 33 yards.

**2015 (PHILADELPHIA/MIAMI/BALTIMORE/CLEVELAND):**

- Played in 3 games with Cleveland.
- Played in 7 games with Baltimore.
- Inactive for 1 game with Baltimore.
- 1 solo special teams tackle with Baltimore.
- Played 1 game with Miami.
- Inactive for 2 games with Miami.
- Spent 1 game on Philadelphia's practice squad.
- Spent the offseason and training camp with Philadelphia.

**VS. JACKSONVILLE (11/15):** 1 solo special teams tackle; 1 kickoff return for 50 yards.

**BEFORE THE NFL**

**COLLEGE (PURDUE):**

- 4-year starter (2011-14).
- Also competed in track & field.
- 2014 60-meter dash and 200-meter dash Big Ten Indoor Champion.
- 2014 4x100-meter relay and 100-meter dash Big Ten Champion.
- 2014 Indoor Track and Field Honorable Mention All-America.

**CAREER:** Played in 44 games with 6 starts; 136 carries for 759 yards (5.6 avg.) and 6 TDs; 19 receptions for 122 yards (6.4 avg.); 88 kickoff returns for 2,289 yards (26.0 avg.) and 2 TDs.

**SENIOR (2014):** Played in all 12 games with 5 starts; 93 carries for 529 yards (5.7 avg.) and 3 TDs; 18 receptions for 116 yards (6.4 avg.); 34 kickoff returns for 731 yards (21.5 avg.).

**JUNIOR (2013):** Played in all 12 games with 1 start; 11 carries for 37 yards (3.4 avg.); 1 reception for 6 yards; 11 kickoff returns for 258 yards (23.5 avg.) and 1 TD.

- Switched positions from wide receiver to running back in 2013 camp.

**SOPHOMORE (2012):** Played 8 games; 16 carries for 85 yards (5.3 avg.) and 1 TD; 18 kickoff returns for 463 yards (25.7 avg.).

**TRUE FRESHMAN (2011):** Played in all 12 games; 16 carries for 108 yards (6.8 avg.) and 2 TDs; 25 kickoff returns for 837 yards (33.5 avg.) and 1 TD.

- His 33.5 kickoff return average led all of the FBS.

**HIGH SCHOOL (NEW SMYRNA BEACH HS - NEW SMYRNA BEACH, FLA.)**

- Also lettered in track and won the state title in the 300-meter hurdles.

**SENIOR (2010):** 39 receptions for 723 yards (18.5 avg.) and 4 TDs; 81 tackles.

**OFF THE FIELD**

**COMMUNITY:**

**2023:**

- Surprised 150 children at a local Boys & Girls Club in New Smyrna Beach with a truck load of holiday gifts and toys.
- Hosted his 2nd annual Waves of Success Foundation celebrity bowling event in Davie for teenagers from local Boys & Girls Clubs.
- Hosted a business summit at his alma mater, New Smyrna Beach High School, bringing a panel of eight other professionals to present to the junior class and lead small group sessions.

**2022:**

- Hosted a toy drive and delivered toys to families in need in his hometown of New Smyrna Beach, Fla. The city then proclaimed Dec. 20, 2022 as "Raheem Mostert Day."

**PERSONAL:**

- PRONUNCIATION:** Last name is pronounced MOZE-tert.
- MAJOR:** Organizational leadership and supervision with a minor in film studies and a certificate of entrepreneurship.

**RAHEEM MOSTERT'S NFL REGULAR SEASON STATS**

| YEAR       | TEAM          | GP | GS | RUSHING |      |      |     |    | TD | RECEIVING |      |     |    |  | TD |
|------------|---------------|----|----|---------|------|------|-----|----|----|-----------|------|-----|----|--|----|
|            |               |    |    | ATT     | YDS  | AVG  | LG  |    |    | REC       | YDS  | AVG | LG |  |    |
| 2015       | MIAMI         | 1  | 0  | 0       | 0    | 0.0  | -   | 0  | 0  | 0         | 0.0  | -   | 0  |  | 0  |
|            | BALTIMORE     | 7  | 0  | 0       | 0    | 0.0  | -   | 0  | 0  | 0         | 0.0  | -   | 0  |  | 0  |
|            | CLEVELAND     | 3  | 0  | 0       | 0    | 0.0  | -   | 0  | 0  | 0         | 0.0  | -   | 0  |  | 0  |
| 2016       | CHICAGO       | 2  | 0  | 0       | 0    | 0.0  | -   | 0  | 0  | 0         | 0.0  | -   | 0  |  | 0  |
|            | SAN FRANCISCO | 1  | 0  | 1       | 6    | 6.0  | 6   | 0  | 0  | 0         | 0.0  | -   | 0  |  | 0  |
| 2017       | SAN FRANCISCO | 11 | 0  | 6       | 30   | 5.0  | 16  | 0  | 0  | 0         | 0.0  | -   | 0  |  | 0  |
| 2018       | SAN FRANCISCO | 9  | 0  | 34      | 261  | 7.7  | 52t | 1  | 6  | 25        | 4.2  | 23  | 0  |  | 0  |
| 2019       | SAN FRANCISCO | 16 | 0  | 137     | 772  | 5.6  | 41t | 8  | 14 | 180       | 12.9 | 39t | 2  |  | 2  |
| 2020       | SAN FRANCISCO | 8  | 8  | 104     | 521  | 5.0  | 80t | 2  | 16 | 156       | 9.8  | 76t | 1  |  | 1  |
| 2021       | SAN FRANCISCO | 1  | 1  | 2       | 20   | 10.0 | 11  | 0  | 0  | 0         | 0.0  | -   | 0  |  | 0  |
| 2022       | MIAMI         | 16 | 14 | 181     | 891  | 4.9  | 67  | 3  | 31 | 202       | 6.5  | 25  | 2  |  | 2  |
| 2023       | MIAMI         | 15 | 15 | 209     | 1012 | 4.8  | 49  | 18 | 25 | 175       | 7.0  | 22  | 3  |  | 3  |
| NFL TOTALS |               | 90 | 38 | 674     | 3513 | 5.2  | 80t | 32 | 92 | 738       | 8.0  | 76t | 8  |  | 8  |

| RAHEEM MOSTERT'S NFL REGULAR SEASON RETURNING STATS |               |                |      |      |    |    |             |    |     |     |    |    |
|---|---------------|----------------|------|------|----|----|-------------|----|-----|-----|----|----|
| YEAR  | TEAM          | KICKOFF RETURN |      |      |    |    | PUNT RETURN |    |     |     |    |    |
|   |               | KR             | YDS  | AVG  | LG | TD | PR          | FC | YDS | AVG | LG | TD |
| 2015  | MIAMI         | 2              | 57   | 28.5 | 32 | 0  | 0           | 0  | 0   | 0.0 | -  | 0  |
|   | BALTIMORE     | 5              | 164  | 32.8 | 50 | 0  | 0           | 0  | 0   | 0.0 | -  | 0  |
|   | CLEVELAND     | 12             | 309  | 25.8 | 53 | 0  | 0           | 0  | 0   | 0.0 | -  | 0  |
| 2016  | CHICAGO       | 0              | 0    | 0.0  | -  | 0  | 0           | 0  | 0   | 0.0 | -  | 0  |
|   | SAN FRANCISCO | 2              | 35   | 17.5 | 26 | 0  | 0           | 0  | 33  | 0.0 | 33 | 0  |
| 2017  | SAN FRANCISCO | 5              | 83   | 16.6 | 21 | 0  | 0           | 0  | 0   | 0.0 | -  | 0  |
| 2018  | SAN FRANCISCO | 0              | 0    | 0.0  | -  | 0  | 0           | 0  | 0   | 0.0 | -  | 0  |
| 2019  | SAN FRANCISCO | 0              | 0    | 0.0  | -  | 0  | 0           | 0  | 0   | 0.0 | -  | 0  |
| 2020  | SAN FRANCISCO | 0              | 0    | 0.0  | -  | 0  | 0           | 0  | 0   | 0.0 | -  | 0  |
| 2021  | SAN FRANCISCO | 0              | 0    | 0.0  | -  | 0  | 0           | 0  | 0   | 0.0 | -  | 0  |
| 2022  | MIAMI         | 25             | 502  | 20.1 | 31 | 0  | 0           | 0  | 0   | 0.0 | -  | 0  |
| 2023  | MIAMI         | 0              | 0    | 0.0  | -  | 0  | 0           | 0  | 0   | 0.0 | -  | 0  |
| NFL TOTALS  |               | 51             | 1150 | 22.5 | 53 | 0  | 0           | 0  | 33  | 0.0 | 33 | 0  |

| RAHEEM MOSTERT'S NFL PLAYOFF STATS |               |    |    |         |     |     |     |    |           |     |      |    |    |
|------------------------------------|---------------|----|----|---------|-----|-----|-----|----|-----------|-----|------|----|----|
| YEAR                               | TEAM          | GP | GS | RUSHING |     |     |     |    | RECEIVING |     |      |    |    |
|                                    |               |    |    | ATT     | YDS | AVG | LG  | TD | REC       | YDS | AVG  | LG | TD |
| 2019                               | SAN FRANCISCO | 3  | 0  | 53      | 336 | 6.3 | 36t | 5  | 3         | 8   | 2.7  | 10 | 0  |
| 2023                               | MIAMI         | 1  | 1  | 8       | 33  | 4.1 | 8   | 0  | 1         | -3  | -3.0 | -3 | 0  |
| PLAYOFF TOTALS                     |               | 4  | 1  | 61      | 369 | 6.0 | 36t | 5  | 4         | 5   | 1.3  | 10 | 0  |

ADDITIONAL STATS

Special Teams Tackles: (Baltimore) 1 in 2015, (San Francisco) 8 in 2017, 6 in 2018, 11 in 2019 for total of 26 (P-1).  
Miscellaneous Tackles: (Miami) 1 in 2022.  
Miscellaneous Fumble Recoveries: (San Francisco) 2 in 2019, (Miami) 1 in 2023 for a total of 3.

| 100-YARD RUSHING GAMES (6) |                |     |     |     |     |    |
|----------------------------|----------------|-----|-----|-----|-----|----|
| DATE                       | OPPONENT       | ATT | YDS | AVG | LG  | TD |
| 12/1/19                    | at Baltimore   | 19  | 146 | 7.7 | 40t | 1  |
| 1/19/20                    | GREEN BAY*     | 29  | 220 | 7.6 | 36t | 4  |
| 10/9/22                    | at N.Y. Jets   | 18  | 113 | 6.3 | 24  | 1  |
| 12/17/22                   | at Buffalo     | 17  | 136 | 8.0 | 67  | 0  |
| 9/17/23                    | at New England | 18  | 121 | 6.7 | 43t | 2  |
| 10/15/23                   | CAROLINA       | 17  | 115 | 6.7 | 49  | 2  |

\* NFC Championship

SINGLE-GAME CAREER HIGHS

Rushes: 29 vs. Green Bay, 1/19/20\*  
Rushing Yards: 220 vs. Green Bay, 1/19/20\*  
Longest Rush: 80t at N.Y. Jets, 9/20/20  
Rushing TDs: 4 vs. Green Bay, 1/19/20\*  
Receptions: 8 at New England, 1/1/23  
Receiving Yards: 95 vs. Arizona, 9/13/20  
Longest Reception: 76t vs. Arizona, 9/13/20  
Receiving TDs: 1 7 times, last: vs. Carolina, 10/15/23  
Kickoff Returns: 6 vs. Green Bay, 12/25/22  
Kickoff Return Yards: 159 at Seattle, 12/20/15  
Longest Kickoff Return: 53 at Seattle, 12/20/15

\* NFC Championship

| 2015 GAME-BY-GAME STATS (MIAMI/BALTIMORE/<br>CLEVELAND) |                  |      |               |     |     |    |    |
|---|------------------|------|---------------|-----|-----|----|----|
| DATE  | OPPONENT         | P/S  | REC           | YDS | AVG | LG | TD |
| 09/13   | at Washington    |      | NOT ON ROSTER |     |     |    |    |
| 09/20   | at Jacksonville  | 1/0  | 0             | 0   | 0.0 | -  | 0  |
| 09/27   | BUFFALO          |      | INACTIVE      |     |     |    |    |
| 10/04   | N.Y. JETS        |      | INACTIVE      |     |     |    |    |
| MIAMI TOTALS  |                  | 1/0  | 0             | 0   | 0.0 | -  | 0  |
| 10/18   | at San Francisco |      | INACTIVE      |     |     |    |    |
| 10/26   | at Arizona       | 1/0  | 0             | 0   | 0.0 | -  | 0  |
| 11/01   | SAN DIEGO        | 1/0  | 0             | 0   | 0.0 | -  | 0  |
| 11/15   | JACKSONVILLE     | 1/0  | 0             | 0   | 0.0 | -  | 0  |
| 11/22   | ST. LOUIS        | 1/0  | 0             | 0   | 0.0 | -  | 0  |
| 11/30   | at Cleveland     | 1/0  | 0             | 0   | 0.0 | -  | 0  |
| 12/06   | at Miami         | 1/0  | 0             | 0   | 0.0 | -  | 0  |
| 12/13   | SEATTLE          | 1/0  | 0             | 0   | 0.0 | -  | 0  |
| BALTIMORE TOTALS  |                  | 7/0  | 0             | 0   | 0.0 | 0  | 0  |
| 12/20   | at Seattle       | 1/0  | 0             | 0   | 0.0 | -  | 0  |
| 12/27   | at Kansas City   | 1/0  | 0             | 0   | 0.0 | -  | 0  |
| 01/03   | PITTSBURGH       | 1/0  | 0             | 0   | 0.0 | -  | 0  |
| CLEVELAND TOTALS  |                  | 3/0  | 0             | 0   | 0.0 | 0  | 0  |
| 2015 TOTALS   |                  | 11/0 | 0             | 0   | 0.0 | -  | 0  |

| 2016 GAME-BY-GAME STATS (CHICAGO/SAN FRANCISCO) |                 |     |                |     |     |    |    |
|---|-----------------|-----|----------------|-----|-----|----|----|
| DATE  | OPPONENT        | P/S | REC            | YDS | AVG | LG | TD |
| 09/11   | at Houston      |     | NOT ON ROSTER  |     |     |    |    |
| 09/19   | PHILADELPHIA    |     | PRACTICE SQUAD |     |     |    |    |
| 09/25   | at Dallas       | 1/0 | 0              | 0   | 0.0 | -  | 0  |
| 10/02   | DETROIT         | 1/0 | 0              | 0   | 0.0 | -  | 0  |
| 10/09   | at Indianapolis |     | PRACTICE SQUAD |     |     |    |    |
| 10/16   | JACKSONVILLE    |     | PRACTICE SQUAD |     |     |    |    |
| 10/20   | at Green Bay    |     | PRACTICE SQUAD |     |     |    |    |
| CHICAGO TOTALS                                  |                 | 3/0 | 0              | 0   | 0.0 | -  | 0  |
| 12/04   | at Chicago      |     | PRACTICE SQUAD |     |     |    |    |
| 12/11   | N.Y. JETS       |     | PRACTICE SQUAD |     |     |    |    |
| 12/18   | at Atlanta      |     | PRACTICE SQUAD |     |     |    |    |
| 12/24   | at L.A. Rams    |     | PRACTICE SQUAD |     |     |    |    |
| 01/01   | SEATTLE         | 1/0 | 1              | 6   | 6.0 | 6  | 0  |
| SAN FRANCISCO TOTALS                            |                 | 1/0 | 1              | 6   | 6.0 | 6  | 0  |
| 2016 TOTALS                                     |                 | 4/0 | 1              | 6   | 6.0 | 6  | 0  |

## 2017 GAME-BY-GAME STATS (SAN FRANCISCO)

| DATE               | OPPONENT        | P/S         | ATT             | YDS       | AVG        | LG        | TD       |
|--------------------|-----------------|-------------|-----------------|-----------|------------|-----------|----------|
| 09/10              | CAROLINA        | 1/0         | 0               | 0         | 0.0        | -         | 0        |
| 09/17              | at Seattle      | 1/0         | 0               | 0         | 0.0        | -         | 0        |
| 09/21              | L.A. RAMS       | 1/0         | 4               | 11        | 2.8        | 7         | 0        |
| 10/01              | at Arizona      | 1/0         | 0               | 0         | 0.0        | -         | 0        |
| 10/08              | at Indianapolis | 1/0         | 1               | 3         | 3.0        | 3         | 0        |
| 10/15              | at Washington   | 1/0         | 1               | 16        | 16.0       | 16        | 0        |
| 10/22              | DALLAS          | 1/0         | 0               | 0         | 0.0        | -         | 0        |
| 10/29              | at Philadelphia | 1/0         | 0               | 0         | 0.0        | -         | 0        |
| 11/05              | ARIZONA         | 1/0         | 0               | 0         | 0.0        | -         | 0        |
| 11/12              | N.Y. GIANTS     | 1/0         | 0               | 0         | 0.0        | -         | 0        |
| 11/26              | SEATTLE         | 1/0         | 0               | 0         | 0.0        | -         | 0        |
| 12/03              | at Chicago      |             | INJURED RESERVE |           |            |           |          |
| 12/10              | at Houston      |             | INJURED RESERVE |           |            |           |          |
| 12/17              | TENNESSEE       |             | INJURED RESERVE |           |            |           |          |
| 12/24              | JACKSONVILLE    |             | INJURED RESERVE |           |            |           |          |
| 12/31              | at L.A. Rams    |             | INJURED RESERVE |           |            |           |          |
| <b>2017 TOTALS</b> |                 | <b>11/0</b> | <b>6</b>        | <b>30</b> | <b>5.0</b> | <b>16</b> | <b>0</b> |

## 2018 GAME-BY-GAME STATS (SAN FRANCISCO)

| DATE               | OPPONENT         | P/S        | ATT             | YDS        | AVG        | LG         | TD       |
|--------------------|------------------|------------|-----------------|------------|------------|------------|----------|
| 09/09              | at Minnesota     | 1/0        | 0               | 0          | 0.0        | -          | 0        |
| 09/16              | DETROIT          | 1/0        | 0               | 0          | 0.0        | -          | 0        |
| 09/23              | at Kansas City   | 1/0        | 1               | 0          | 0.0        | 0          | 0        |
| 09/30              | at L.A. Chargers | 1/0        | 0               | 0          | 0.0        | -          | 0        |
| 10/07              | ARIZONA          | 1/0        | 5               | 11         | 2.2        | 12         | 0        |
| 10/15              | at Green Bay     | 1/0        | 12              | 87         | 7.3        | 26         | 0        |
| 10/21              | L.A. RAMS        | 1/0        | 7               | 59         | 8.4        | 16         | 0        |
| 10/28              | at Arizona       | 1/0        | 2               | 18         | 9.0        | 14         | 0        |
| 11/01              | OAKLAND          | 1/0        | 7               | 86         | 12.3       | 52t        | 1        |
| 11/12              | N.Y. GIANTS      |            | INJURED RESERVE |            |            |            |          |
| 11/25              | at Tampa Bay     |            | INJURED RESERVE |            |            |            |          |
| 12/02              | at Seattle       |            | INJURED RESERVE |            |            |            |          |
| 12/09              | DENVER           |            | INJURED RESERVE |            |            |            |          |
| 12/16              | SEATTLE          |            | INJURED RESERVE |            |            |            |          |
| 12/23              | CHICAGO          |            | INJURED RESERVE |            |            |            |          |
| 12/30              | at L.A. Rams     |            | INJURED RESERVE |            |            |            |          |
| <b>2018 TOTALS</b> |                  | <b>9/0</b> | <b>34</b>       | <b>261</b> | <b>7.7</b> | <b>52t</b> | <b>1</b> |

## 2019 GAME-BY-GAME STATS (SAN FRANCISCO)

| DATE               | OPPONENT       | P/S         | ATT        | YDS        | AVG        | LG         | TD       |
|--------------------|----------------|-------------|------------|------------|------------|------------|----------|
| 09/08              | at Tampa Bay   | 1/0         | 9          | 40         | 4.4        | 18         | 0        |
| 09/15              | at Cincinnati  | 1/0         | 13         | 83         | 6.4        | 20         | 0        |
| 09/22              | PITTSBURGH     | 1/0         | 12         | 79         | 6.6        | 19         | 0        |
| 10/07              | CLEVELAND      | 1/0         | 7          | 34         | 4.9        | 8          | 0        |
| 10/13              | at L.A. Rams   | 1/0         | 4          | 13         | 3.3        | 8          | 0        |
| 10/20              | at Washington  | 1/0         | 0          | 0          | 0.0        | -          | 0        |
| 10/27              | CAROLINA       | 1/0         | 9          | 60         | 6.7        | 41t        | 1        |
| 10/31              | at Arizona     | 1/0         | 1          | -2         | -2.0       | -2         | 0        |
| 11/11              | SEATTLE        | 1/0         | 6          | 28         | 4.7        | 8          | 0        |
| 11/17              | ARIZONA        | 1/0         | 6          | 13         | 2.2        | 6          | 0        |
| 11/24              | GREEN BAY      | 1/0         | 6          | 45         | 7.5        | 15t        | 1        |
| 12/01              | at Baltimore   | 1/0         | 19         | 146        | 7.7        | 40t        | 1        |
| 12/08              | at New Orleans | 1/0         | 10         | 69         | 6.9        | 19         | 1        |
| 12/15              | ATLANTA        | 1/0         | 14         | 54         | 3.9        | 8          | 1        |
| 12/21              | L.A. RAMS      | 1/0         | 11         | 53         | 4.8        | 16t        | 1        |
| 12/29              | at Seattle     | 1/0         | 10         | 57         | 5.7        | 17         | 2        |
| <b>2019 TOTALS</b> |                | <b>16/0</b> | <b>137</b> | <b>772</b> | <b>5.6</b> | <b>41t</b> | <b>8</b> |

| DATE                  | OPPONENT          | P/S        | ATT       | YDS        | AVG        | LG         | TD       |
|-----------------------|-------------------|------------|-----------|------------|------------|------------|----------|
| 01/11                 | MINNESOTA*        | 1/0        | 12        | 58         | 4.8        | 10         | 0        |
| 01/19                 | GREEN BAY**       | 1/0        | 29        | 220        | 7.6        | 36t        | 4        |
| 02/02                 | at Kansas City*** | 1/0        | 12        | 58         | 4.8        | 17         | 1        |
| <b>PLAYOFF TOTALS</b> |                   | <b>3/0</b> | <b>53</b> | <b>336</b> | <b>6.3</b> | <b>36t</b> | <b>5</b> |

\* NFC Divisional game

\*\* NFC Championship

\*\*\* Super Bowl LIV

## 2020 GAME-BY-GAME STATS (SAN FRANCISCO)

| DATE               | OPPONENT       | P/S        | ATT             | YDS        | AVG        | LG         | TD       |
|--------------------|----------------|------------|-----------------|------------|------------|------------|----------|
| 09/13              | ARIZONA        | 1/1        | 15              | 56         | 3.7        | 14         | 0        |
| 09/20              | at N.Y. Jets   | 1/1        | 8               | 92         | 11.5       | 80t        | 1        |
| 09/27              | at N.Y. Giants |            | INACTIVE        |            |            |            |          |
| 10/04              | PHILADELPHIA   |            | INACTIVE        |            |            |            |          |
| 10/11              | MIAMI          | 1/1        | 11              | 90         | 8.2        | 37         | 0        |
| 10/18              | L.A. RAMS      | 1/1        | 17              | 65         | 3.8        | 15         | 0        |
| 10/25              | at New England |            | INJURED RESERVE |            |            |            |          |
| 11/01              | at Seattle     |            | INJURED RESERVE |            |            |            |          |
| 11/05              | GREEN BAY      |            | INJURED RESERVE |            |            |            |          |
| 11/15              | at New Orleans |            | INJURED RESERVE |            |            |            |          |
| 11/29              | at L.A. Rams   | 1/1        | 16              | 43         | 2.7        | 10         | 1        |
| 12/07              | BUFFALO        | 1/1        | 9               | 42         | 4.7        | 16         | 0        |
| 12/13              | WASHINGTON     | 1/1        | 14              | 65         | 4.6        | 14         | 0        |
| 12/20              | at Dallas      | 1/1        | 14              | 68         | 4.9        | 17         | 0        |
| 12/26              | at Arizona     |            | INJURED RESERVE |            |            |            |          |
| 01/03              | SEATTLE        |            | INJURED RESERVE |            |            |            |          |
| <b>2020 TOTALS</b> |                | <b>8/8</b> | <b>104</b>      | <b>521</b> | <b>5.0</b> | <b>80t</b> | <b>2</b> |

## 2021 GAME-BY-GAME STATS (SAN FRANCISCO)

| DATE               | OPPONENT        | P/S        | ATT             | YDS       | AVG         | LG        | TD       |
|--------------------|-----------------|------------|-----------------|-----------|-------------|-----------|----------|
| 09/12              | at Detroit      | 1/1        | 2               | 20        | 10.0        | 11        | 0        |
| 09/19              | at Philadelphia |            | INJURED RESERVE |           |             |           |          |
| 09/26              | GREEN BAY       |            | INJURED RESERVE |           |             |           |          |
| 10/03              | SEATTLE         |            | INJURED RESERVE |           |             |           |          |
| 10/10              | at Arizona      |            | INJURED RESERVE |           |             |           |          |
| 10/24              | INDIANAPOLIS    |            | INJURED RESERVE |           |             |           |          |
| 10/31              | at Chicago      |            | INJURED RESERVE |           |             |           |          |
| 11/07              | ARIZONA         |            | INJURED RESERVE |           |             |           |          |
| 11/15              | L.A. RAMS       |            | INJURED RESERVE |           |             |           |          |
| 11/21              | at Jacksonville |            | INJURED RESERVE |           |             |           |          |
| 11/28              | MINNESOTA       |            | INJURED RESERVE |           |             |           |          |
| 12/05              | at Seattle      |            | INJURED RESERVE |           |             |           |          |
| 12/12              | at Cincinnati   |            | INJURED RESERVE |           |             |           |          |
| 12/19              | ATLANTA         |            | INJURED RESERVE |           |             |           |          |
| 12/23              | at Tennessee    |            | INJURED RESERVE |           |             |           |          |
| 01/02              | HOUSTON         |            | INJURED RESERVE |           |             |           |          |
| 01/09              | at L.A. Rams    |            | INJURED RESERVE |           |             |           |          |
| <b>2021 TOTALS</b> |                 | <b>1/1</b> | <b>2</b>        | <b>20</b> | <b>10.0</b> | <b>11</b> | <b>0</b> |

| DATE  | OPPONENT        | P/S | ATT             | YDS | AVG | LG | TD |
|-------|-----------------|-----|-----------------|-----|-----|----|----|
| 01/16 | at Dallas*      |     | INJURED RESERVE |     |     |    |    |
| 01/22 | at Green Bay**  |     | INJURED RESERVE |     |     |    |    |
| 01/30 | at L.A. Rams*** |     | INJURED RESERVE |     |     |    |    |

\* NFC Wild Card game

\*\* NFC Divisional game

\*\*\* NFC Championship

## 2022 GAME-BY-GAME STATS (MIAMI)

| DATE               | OPPONENT         | P/S          | ATT        | YDS        | AVG        | LG        | TD       |
|--------------------|------------------|--------------|------------|------------|------------|-----------|----------|
| 09/11              | NEW ENGLAND      | 1/0          | 5          | 16         | 3.2        | 11        | 0        |
| 09/18              | at Baltimore     | 1/1          | 11         | 51         | 4.6        | 11        | 0        |
| 09/25              | BUFFALO          | 1/0          | 8          | 11         | 1.4        | 9         | 0        |
| 09/29              | at Cincinnati    | 1/1          | 15         | 69         | 4.6        | 25        | 0        |
| 10/09              | at N.Y. Jets     | 1/1          | 18         | 113        | 6.3        | 24        | 1        |
| 10/16              | MINNESOTA        | 1/1          | 14         | 49         | 3.5        | 16        | 0        |
| 10/23              | PITTSBURGH       | 1/1          | 16         | 79         | 4.9        | 12        | 0        |
| 10/30              | at Detroit       | 1/1          | 14         | 64         | 4.6        | 13        | 0        |
| 11/06              | at Chicago       | 1/1          | 9          | 26         | 2.9        | 14        | 1        |
| 11/13              | CLEVELAND        | 1/1          | 8          | 65         | 8.1        | 24t       | 1        |
| 11/27              | HOUSTON          |              | INACTIVE   |            |            |           |          |
| 12/04              | at San Francisco | 1/1          | 7          | 30         | 4.3        | 8         | 0        |
| 12/11              | at L.A. Chargers | 1/1          | 11         | 37         | 3.4        | 13        | 0        |
| 12/17              | at Buffalo       | 1/1          | 17         | 136        | 8.0        | 67        | 0        |
| 12/25              | GREEN BAY        | 1/1          | 8          | 45         | 5.6        | 17        | 0        |
| 01/01              | at New England   | 1/1          | 15         | 45         | 3.0        | 11        | 0        |
| 01/08              | N.Y. JETS        | 1/1          | 11         | 71         | 6.5        | 21        | 0        |
| <b>2022 TOTALS</b> |                  | <b>16/14</b> | <b>181</b> | <b>891</b> | <b>4.9</b> | <b>67</b> | <b>3</b> |

| DATE  | OPPONENT    | P/S | ATT      | YDS | AVG | LG | TD |
|-------|-------------|-----|----------|-----|-----|----|----|
| 01/15 | at Buffalo* |     | INACTIVE |     |     |    |    |

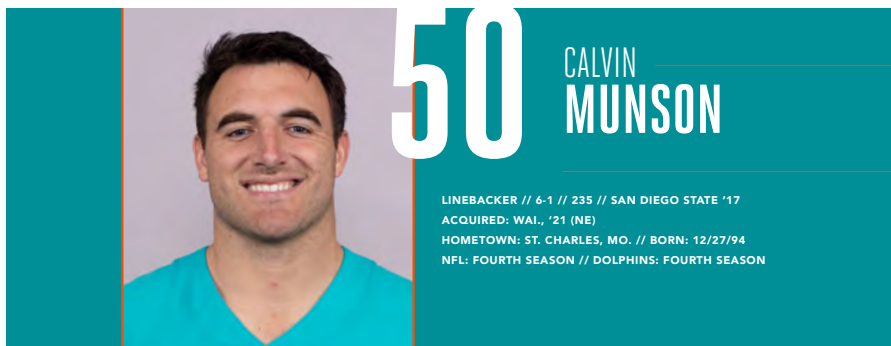
\* AFC Wild Card game

## 2023 GAME-BY-GAME STATS (MIAMI)

| DATE               | OPPONENT         | P/S          | ATT        | YDS         | AVG        | LG        | TD        |
|--------------------|------------------|--------------|------------|-------------|------------|-----------|-----------|
| 09/10              | at L.A. Chargers | 1/1          | 10         | 37          | 3.7        | 12        | 1         |
| 09/17              | at New England   | 1/1          | 18         | 121         | 6.7        | 43t       | 2         |
| 09/24              | DENVER           | 1/1          | 13         | 82          | 6.3        | 20t       | 3         |
| 10/01              | at Buffalo       | 1/1          | 7          | 9           | 1.3        | 6         | 0         |
| 10/08              | N.Y. GIANTS      | 1/1          | 10         | 65          | 6.5        | 23        | 1         |
| 10/15              | CAROLINA         | 1/1          | 17         | 115         | 6.8        | 49        | 2         |
| 10/22              | at Philadelphia  | 1/1          | 9          | 45          | 5.0        | 21        | 0         |
| 10/29              | NEW ENGLAND      | 1/1          | 13         | 46          | 3.5        | 10        | 1         |
| 11/05              | at Kansas City   | 1/1          | 12         | 85          | 7.1        | 25        | 1         |
| 11/19              | LAS VEGAS        | 1/1          | 22         | 86          | 3.9        | 10        | 0         |
| 11/24              | at N.Y. Jets     | 1/1          | 20         | 94          | 4.7        | 34t       | 2         |
| 12/03              | at Washington    | 1/1          | 11         | 43          | 3.9        | 12        | 1         |
| 12/11              | TENNESSEE        | 1/1          | 21         | 96          | 4.6        | 15        | 2         |
| 12/17              | N.Y. JETS        | 1/1          | 15         | 42          | 2.8        | 18        | 2         |
| 12/24              | DALLAS           | 1/1          | 11         | 46          | 4.2        | 15        | 0         |
| 12/31              | at Baltimore     |              | INACTIVE   |             |            |           |           |
| 01/07              | BUFFALO          |              | INACTIVE   |             |            |           |           |
| <b>2023 TOTALS</b> |                  | <b>15/15</b> | <b>209</b> | <b>1012</b> | <b>4.8</b> | <b>49</b> | <b>18</b> |

| DATE  | OPPONENT        | P/S | ATT | YDS | AVG | LG | TD |
|-------|-----------------|-----|-----|-----|-----|----|----|
| 01/13 | at Kansas City* | 1/1 | 8   | 33  | 4.1 | 8  | 0  |

\* AFC Wild Card game



## NFL CAREER

### TRANSACTIONS:

- Signed by Miami on Dec. 9, 2023.
- Signed to New England's practice squad on Aug. 31, 2023.
- Released by New England on Aug. 29, 2023.
- Signed to New England's practice squad on Oct. 12, 2022.
- Released by Miami on Oct. 10, 2022.
- Awarded off waivers to Miami on Dec. 15, 2021.
- Waived by New England on Dec. 14, 2021.
- Signed by New England on Oct. 27, 2021.
- Signed to Miami's practice squad on Sept. 1, 2021.
- Waived by Miami on Aug. 31, 2021.
- Signed by Miami on Dec. 17, 2019.
- Signed to New England's practice squad on Sept. 1, 2019.
- Waived by New England on Aug. 31, 2019.
- Signed to New England's practice squad on Oct. 8, 2018.
- Released from the N.Y. Giants practice squad on Sept. 13, 2018.
- Signed to the N.Y. Giants practice squad on Sept. 2, 2018.
- Waived by the N.Y. Giants on Sept. 1, 2018.
- Signed by the N.Y. Giants as an undrafted college free agent on May 12, 2017.

### CAREER HIGHLIGHTS:

- Played in 51 career games with 7 starts.
- 73 tackles (47 solo), 2.0 sacks and 1 forced fumble.
- 16 special teams tackles (9 solo).
- Played in 1 postseason game with Miami.

### 2023 (NEW ENGLAND/MIAMI):

- Played in 5 games with Miami.
- 1 solo tackle with Miami.
- Signed by Miami on Dec. 9.
- Played in 3 games with New England.
- 1 solo tackle with New England.

**VS. N.Y. JETS (12/17):** 1 solo tackle.

### POSTSEASON:

**AFC WILD CARD AT KANSAS CITY (1/13):** Played but did not record any stats.

### 2022 (MIAMI/NEW ENGLAND):

- Played in 1 game with New England.
- Signed to New England's practice squad on Oct. 12, 2022.
- Spent the offseason and training camp with Miami.

### 2021 (MIAMI/NEW ENGLAND):

- Played in 4 games with Miami.
- 2 special teams tackles (1 solo).
- Awarded off waivers to Miami on Dec. 15.
- Played in 6 games with New England.
- 3 tackles (1 solo) with New England.
- 6 special teams tackles (5 solo) with New England.
- Spent 7 games on Miami's practice squad.

**VS. CLEVELAND (11/14):** 3 tackles (1 solo).

**VS. N.Y. JETS (12/19):** Played but did not record any stats.

**AT NEW ORLEANS (12/27):** 2 special teams tackles (1 solo).

### 2020 (MIAMI):

- Played in all 16 games.
- 6 tackles (4 solo).
- 3 special teams tackles (2 solo).

**VS. L.A. RAMS (11/1):** 1 solo special teams tackle.

**VS. CINCINNATI (12/6):** 3 tackles (2 solo) and 1 assisted special teams tackle.

**AT BUFFALO (1/3):** 2 tackles (1 solo).

### 2019 (NEW ENGLAND/MIAMI):

- Played in 2 games with Miami.
- 7 tackles (5 solo) with Miami.
- Signed by Miami off New England's practice squad on Dec. 17.
- Spent 14 games on New England's practice squad.
- Also spent the offseason and training camp with New England.

**VS. CINCINNATI (12/22):** 5 tackles (4 solo).

- Made his Dolphins debut.

**AT NEW ENGLAND (12/29):** 2 tackles (1 solo).

### 2018 (N.Y. GIANTS/NEW ENGLAND):

- Spent 11 games on New England's practice squad and 1 game on the N.Y. Giants practice squad.
- Spent the offseason and training camp with the N.Y. Giants.

2017 (N.Y. GIANTS):

- Played in 14 games with 5 starts.
- Inactive for 2 games.
- 55 tackles (35 solo), 2.0 sacks and 1 forced fumble.
- 5 special teams tackles (1 solo).

**AT DALLAS (9/10):** Played but did not record any stats.

- Made his NFL debut.

**VS. DETROIT (9/18):** 7 tackles (6 solo) and 1.0 sack.

• Brought down QB Matthew Stafford for his 1st career sack on a 3rd-down snap in the 4th quarter.

- Made his 1st NFL start.

**AT OAKLAND (12/3):** 5 tackles (2 solo) and 1.0 sack.

- Sacked QB Derek Carr for a 5-yard loss on a 1st-down play in the 3rd quarter.

BEFORE THE NFL

COLLEGE (SAN DIEGO STATE):

- 4-year letterman (2013-16) and 3-year starter.
- CAREER:** Played in 52 games with 41 starts; 301 tackles (159 solo), 18 sacks, 7 interceptions, 12 passes defended, 4 forced fumbles and 2 fumble recoveries and 3 interception returns for TDs.
- His 3 interceptions returned for touchdowns were the most in program history and tied for 3rd-most among FBS linebackers.

**SENIOR (2016):** Started all 14 games; 116 tackles (57 solo), 4.5 sacks and 4 passes defended.

- 1st-team All-Mountain West
- 2nd-team All-American.
- Team captain.
- Led the team in tackles.

**JUNIOR (2015):** Started all 14 games; 98 tackles (45 solo), 9.5 sacks, 2 interception returns for TDs, 4 passes defended, 2 forced fumbles and 2 fumble recoveries.

- His 2 interception returns for touchdowns against San Diego tied an NCAA single-game record for linebackers and were the most in a game in San Diego State history.

- 1st-team All-Mountain West.

**SOPHOMORE (2014):** Started all 13 games; 83 tackles (54 solo), 4 sacks, 4 interceptions, 4 passes defended, 2 forced fumbles and 1 interception return for a TD.

- Honorably mention All-Mountain West.
- Team's Defensive Player of the Year

**TRUE FRESHMAN (2013):** Played in 11 games; 4 tackles (3 solo).

HIGH SCHOOL (FRANCIS HOWELL HS – ST. CHARLES, MO.)

- Also lettered in baseball and basketball.

**SENIOR (2012):** 193 tackles, 9 sacks and 3 interceptions; rushed for 150 yards and 4 TDs.

- 1st-team all-state.

**JUNIOR (2012):**

- 2nd-team all-state.

OFF THE FIELD

COMMUNITY:

**2022:**

- Participated in the DCC XII Golf Tournament and 35-mile bike ride to benefit Sylvester Comprehensive Cancer Center.

PERSONAL:

- **MAJOR:** Health communication.
- Was drafted by the St. Louis Cardinals with the 935th overall pick in the 31st round of the 2012 MLB Draft.

| CALVIN MUNSON'S NFL REGULAR SEASON STATS |             |                |    |         |      |      |     |     |     |               |    |    |    |         |    |
|--|-------------|----------------|----|---------|------|------|-----|-----|-----|---------------|----|----|----|---------|----|
| YEAR                                     | TEAM        | GP             | GS | TACKLES |      |      |     |     | INT | INTERCEPTIONS |    |    |    | FUMBLES |    |
|  |             |                |    | TOT     | SOLO | ASST | SK  | YDS |     | YDS           | LG | TD | PD | FF      | FR |
| 2017                                     | N.Y. GIANTS | 14             | 5  | 55      | 35   | 20   | 2.0 | 5.0 | 0   | 0             | -  | 0  | 0  | 1       | 0  |
| 2018                                     | NEW ENGLAND | PRACTICE SQUAD |    |         |      |      |     |     |     |               |    |    |    |         |    |
| 2019                                     | MIAMI       | 2              | 2  | 7       | 5    | 2    | 0.0 | 0.0 | 0   | 0             | -  | 0  | 0  | 0       | 0  |
| 2020                                     | MIAMI       | 16             | 0  | 6       | 4    | 2    | 0.0 | 0.0 | 0   | 0             | -  | 0  | 0  | 0       | 0  |
| 2021                                     | MIAMI       | 4              | 0  | 0       | 0    | 0    | 0.0 | 0.0 | 0   | 0             | -  | 0  | 0  | 0       | 0  |
|  | NEW ENGLAND | 6              | 0  | 3       | 1    | 2    | 0.0 | 0.0 | 0   | 0             | -  | 0  | 0  | 0       | 0  |
| 2022                                     | NEW ENGLAND | 1              | 0  | 0       | 0    | 0    | 0.0 | 0.0 | 0   | 0             | -  | 0  | 0  | 0       | 0  |
| 2023                                     | NEW ENGLAND | 3              | 0  | 1       | 1    | 0    | 0.0 | 0.0 | 0   | 0             | -  | 0  | 0  | 0       | 0  |
|  | MIAMI       | 5              | 0  | 1       | 1    | 0    | 0.0 | 0.0 | 0   | 0             | -  | 0  | 0  | 0       | 0  |
| NFL TOTALS                               |             | 51             | 7  | 73      | 47   | 26   | 2.0 | 5.0 | 0   | 0             | -  | 0  | 0  | 1       | 0  |

| CALVIN MUNSON'S NFL PLAYOFF STATS |       |    |    |         |      |      |     |     |     |               |    |    |    |         |    |
|-----------------------------------|-------|----|----|---------|------|------|-----|-----|-----|---------------|----|----|----|---------|----|
| YEAR                              | TEAM  | GP | GS | TACKLES |      |      |     |     | INT | INTERCEPTIONS |    |    |    | FUMBLES |    |
|                                   |       |    |    | TOT     | SOLO | ASST | SK  | YDS |     | YDS           | LG | TD | PD | FF      | FR |
| 2023                              | MIAMI | 1  | 0  | 0       | 0    | 0    | 0.0 | 0.0 | 0   | 0             | -  | 0  | 0  | 0       | 0  |
| PLAYOFF TOTALS                    |       | 1  | 0  | 0       | 0    | 0    | 0.0 | 0.0 | 0   | 0             | -  | 0  | 0  | 0       | 0  |

ADDITIONAL STATS

Special Teams Tackles: (N.Y. Giants) 5 in 2017, (Miami) 3 in 2020, (New England) 6 in 2021, (Miami) 2 in 2021 for total of 16.

SINGLE-GAME CAREER HIGHS

Tackles: 12 vs. Kansas City, 11/19/17

Sacks: 1.0 Twice, last: at Oakland, 12/3/17

Forced Fumbles: 1 vs. L.A. Rams, 11/5/17



## NFL CAREER

### TRANSACTIONS:

- Signed to Miami's active roster on Oct. 12, 2019.
- Signed to Miami's practice squad on Sept. 1, 2019.
- Waived by Miami on Aug. 31, 2019.
- Signed by Miami as an undrafted college free agent on May 9, 2019.

### CAREER HIGHLIGHTS:

- Played in 61 career games with 27 starts.
- 199 tackles (144 solo), 3.0 sacks, 6 interceptions, 25 passes defended, 1 forced fumble and 1 fumble recovery; 1 interception return for a TD.
- Played in 1 postseason game.
- His 11 passes defended in 2019 were 2nd-most among NFL rookies:

#### MOST PASSES DEFENDED (2019 ROOKIES)

| PLAYER                   | TEAM        | INT      | PD        |
|--------------------------|-------------|----------|-----------|
| 1. Jamel Dean            | TB          | 2        | 17        |
| 2. <b>NIK NEEDHAM</b>    | <b>MIA.</b> | <b>2</b> | <b>11</b> |
| 3. Byron Murphy          | Ari.        | 1        | 10        |
| Trayvon Mullen           | Oak.        | 1        | 10        |
| 5. Taylor Rapp           | LAR         | 2        | 8         |
| Chauncey Gardner-Johnson | NO          | 1        | 8         |
| Deandre Baker            | NYG         | 0        | 8         |
| Sean Murphy-Bunting      | TB          | 3        | 8         |

- Had 10 passes defended in his final 8 games in 2019, tied for 5th in the NFL in that span.

### 2023 (MIAMI):

- Played in 10 games.
- Missed the first 7 games of the season after being placed on Reserve/PUP list on Aug. 29 and activated on Oct. 24.
- 7 tackles (4 solo).

**AT KANSAS CITY IN FRANKFURT (11/5):** 1 assisted tackle.

**AT N.Y. JETS (11/24):** 3 tackles (1 solo).

**VS. N.Y. JETS (12/17):** 2 solo tackles.

#### POSTSEASON:

**AFC WILD CARD AT KANSAS CITY (1/13):** Played but did not record any stats.

### 2022 (MIAMI):

- Played in 6 games with 5 starts.
- Missed the rest of the season after being placed

on injured reserve on Oct. 19.

- 21 tackles (15 solo) and 2 passes defended.

**VS. BUFFALO (9/25):** 5 tackles (4 solo) and 1 pass defended.

**AT CINCINNATI (9/29):** 2 tackles and 1 pass defended.

**AT N.Y. JETS (10/9):** 5 tackles (1 solo).

### 2021 (MIAMI):

- Played in all 17 games with 5 starts.

- 59 tackles (48 solo), 1.0 sack, 2 interceptions, 5 passes defended and 1 fumble recovery; 1 interception return for a TD.

**VS. ATLANTA (10/24):** 2 solo tackles and 1 fumble recovery.

- Recovered a QB Matt Ryan fumble forced by DE Emmanuel Ogbah on 3rd-and-8 in the 4th quarter.

**VS. HOUSTON (11/7):** 4 solo tackles, 1 sack and 1 pass defended.

- Sacked QB Tyrod Taylor for a loss of 10 yards in the 1st quarter.

**VS. CAROLINA (11/28):** 4 tackles (2 solo), 1 interception and 1 pass defended.

- Intercepted a QB PJ Walker pass intended for TE Ian Thomas in the 4th quarter.

**AT NEW ORLEANS (12/27):** 2 solo tackles, 1 interception and 1 pass defended; 1 interception return for a TD.

- Intercepted a QB Ian Book pass intended for WR Lil'Jordan Humphrey and returned it 28 yards for a TD to give Miami a 7-0 lead.

### 2020 (MIAMI):

- Played in all 16 games with 5 starts.

- 58 tackles (36 solo), 1.0 sack, 2 interceptions and 7 passes defended.

**AT L.A. CHARGERS (11/15):** 12 tackles (6 solo).

- Sacked QB Justin Herbert for a loss of 13 yards in the 1st quarter.

**AT N.Y. JETS (11/29):** 5 tackles (3 solo), 1 interception and 1 pass defended.

- Intercepted a QB Sam Darnold pass intended for WR Breshad Perriman in the 3rd quarter.

**VS. CINCINNATI (12/6):** 1 assisted tackle, 1 interception and 2 passes defended.

- Intercepted a QB Ryan Finley pass intended for WR Alex Erickson in the 4th quarter.



2019 (MIAMI):

- Played in 12 games with 11 starts.
- 54 tackles (41 solo), 1.0 sack, 2 interceptions, 11 passes defended and 1 forced fumble.
- His 11 passes defended were 2nd-most among NFL rookies.
- Had 10 passes defended in his final 8 games, tied for 5th in the NFL in that span.

**V.S. N.Y. JETS (11/3):** 9 tackles (6 solo) and 1.0 sack.

- Sacked QB Sam Darnold in the 4th quarter.
- It was his 1st career sack.

**AT INDIANAPOLIS (11/10):** 6 tackles (5 solo), 1 interception and 3 passes defended.

- Intercepted QB Brian Hoyer in the 4th quarter. It was his 1st career interception.
- Tackled TE Eric Ebron 2 yards short of the sticks on a 4th-and-10 play that was Indianapolis' final offensive snap of the game, preserving Miami's victory.

**AT N.Y. GIANTS (12/15):** 4 tackles (3 solo), 1 interception and 1 pass defended.

- Intercepted QB Eli Manning on the final play of the first half.

BEFORE THE NFL

COLLEGE (UTEP):

- 4-year letterman (2015-18) and 3-year starter.
- CAREER:** Played in 47 games with 41 starts; 213 tackles (129 solo), 1.5 sacks, 3 interceptions, 36 passes defended and 2 fumble recoveries; 1 punt return for 9 yards; 1 blocked kick.
- Set school record with 36 career passes defended.

**SENIOR (2018):** Played in all 12 games with 11 starts; 62 tackles (48 solo), 1 interception, 10 passes defended and 1 fumble recovery.

- Honorable mention All-Conference USA.
- His 62 tackles were 4th on the team.

**JUNIOR (2017):** Played in all 12 games with 11 starts; 59 tackles (28 solo), 1.0 sack, 1 interception, 9 passes defended and 1 fumble recovery.

- Honorable mention All-Conference USA.
- His 9 passes defended led the team.

**SOPHOMORE (2016):** Started all 12 games; 54 tackles (28 solo) and 11 passes defended.

- His 11 passes defended led the team and were tied for 6th in Conference USA.

**REDSHIRT FRESHMAN (2015):** Played in 11 games with 7 starts; 38 tackles (25 solo), 0.5 sacks, 1 interception and 6 passes defended; 1 punt return for 9 yards; 1 blocked kick.

- Redshirted in 2014.

HIGH SCHOOL (BUENA PARK HS - BUENA PARK, CALIF.)

- Played defensive back and wide receiver.
- SENIOR (2013):** 38 tackles (31 solo), 0.5 sacks and 2 interceptions; 39 receptions for 877 yards (22.5 avg.) and 5 TDs.
- 1st-team all-league.

OFF THE FIELD

COMMUNITY:

- 2021:**
- Volunteered at the Miami Dolphins Food Relief Program Thanksgiving meal distribution with Feeding South Florida to provide 1,000 meal boxes to South Florida families.

- 2019:**
- In 2019, collaborated with fellow Dolphins rookies and Neighbors4Neighbors to sponsor four South Florida families with holiday gifts and game tickets.

PERSONAL:

- **MAJOR:** Organizational communication.

NIK NEEDHAM'S NFL REGULAR SEASON STATS

| YEAR       | TEAM  | GP | GS | TACKLES |      |      |     | YDS  | INTERCEPTIONS |     |     |    |    | FUMBLES |    |
|------------|-------|----|----|---------|------|------|-----|------|---------------|-----|-----|----|----|---------|----|
|            |       |    |    | TOT     | SOLO | ASST | SK  |      | INT           | YDS | LG  | TD | PD | FF      | FR |
| 2019       | MIAMI | 12 | 11 | 54      | 41   | 13   | 1.0 | 7.0  | 2             | 23  | 23  | 0  | 11 | 1       | 0  |
| 2020       | MIAMI | 16 | 6  | 58      | 36   | 22   | 1.0 | 13.0 | 2             | 1   | 1   | 0  | 7  | 0       | 0  |
| 2021       | MIAMI | 17 | 5  | 59      | 48   | 11   | 1.0 | 10.0 | 2             | 28  | 28t | 1  | 5  | 0       | 1  |
| 2022       | MIAMI | 6  | 5  | 21      | 15   | 6    | 0.0 | 0.0  | 0             | 0   | -   | 0  | 2  | 0       | 0  |
| 2023       | MIAMI | 10 | 0  | 7       | 4    | 3    | 0.0 | 0.0  | 0             | 0   | -   | 0  | 0  | 0       | 0  |
| NFL TOTALS |       | 61 | 27 | 199     | 144  | 55   | 3.0 | 30.0 | 6             | 52  | 28t | 1  | 25 | 1       | 1  |

NIK NEEDHAM'S NFL PLAYOFF STATS

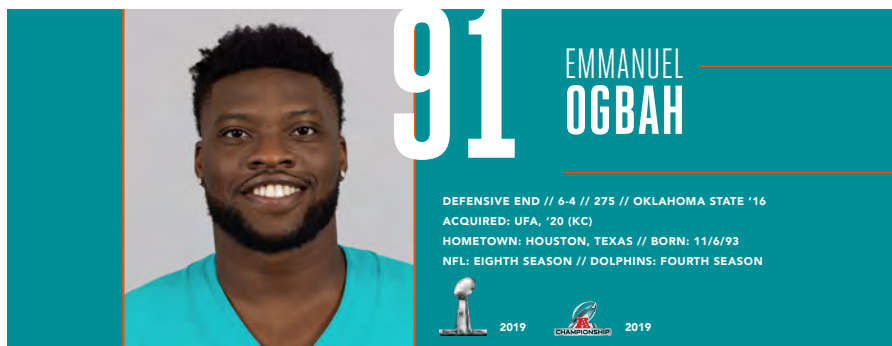
| YEAR           | TEAM  | GP | GS | TACKLES |      |      |     | YDS | INTERCEPTIONS |     |    |    |    | FUMBLES |    |
|----------------|-------|----|----|---------|------|------|-----|-----|---------------|-----|----|----|----|---------|----|
|                |       |    |    | TOT     | SOLO | ASST | SK  |     | INT           | YDS | LG | TD | PD | FF      | FR |
| 2023           | MIAMI | 1  | 0  | 0       | 0    | 0    | 0.0 | 0.0 | 0             | 0   | -  | 0  | 0  | 0       | 0  |
| PLAYOFF TOTALS |       | 1  | 0  | 0       | 0    | 0    | 0.0 | 0.0 | 0             | 0   | -  | 0  | 0  | 0       | 0  |

ADDITIONAL STATS

**Defensive Touchdowns:** 28-yard interception return on 12/27/21 at New Orleans.

SINGLE-GAME CAREER HIGHS

- Tackles:** 12 vs. Buffalo, 9/20/20
- Sacks:** 1 3 times, last: vs. Houston, 11/7/21
- Interceptions:** 1 6 times, last: at New Orleans, 12/27/21
- Passes Defended:** 3 at Indianapolis, 11/10/19
- Forced Fumbles:** 1 vs. Buffalo, 11/17/19
- Fumble Recoveries:** 1 vs. Atlanta, 10/24/21



DEFENSIVE END // 6-4 // 275 // OKLAHOMA STATE '16  
 ACQUIRED: UFA, '20 (KC)  
 HOMETOWN: HOUSTON, TEXAS // BORN: 11/6/93  
 NFL: EIGHTH SEASON // DOLPHINS: FOURTH SEASON



2019



2019

## NFL CAREER

### TRANSACTIONS:

- Signed by Miami as an unrestricted free agent from Kansas City on March 21, 2020.
- Traded from Cleveland to Kansas City on April 2, 2019.
- 2nd-round pick (32nd overall) by Cleveland in the 2016 NFL Draft.

### CAREER HONORS:

- 2022 Nat Moore Community Service Award.

### CAREER HIGHLIGHTS:

- Played in 107 career games with 71 starts.
- 268 tackles (159 solo), 42.0 sacks, 1 interception, 39 passes defended, 8 forced fumbles and 4 fumble recoveries.
- 1 blocked field goal; 1 blocked PAT.
- Started 1 postseason game with Miami.
- Won Super Bowl LIV with Kansas City.
- His 39 career passes defended are 3rd-most by any NFL defensive lineman since he entered the league in 2016:

#### MOST PASSES DEFENSED BY A DEFENSIVE LINEMAN (SINCE 2016)

|    | NAME                  | TEAMS               | PDs       |
|----|-----------------------|---------------------|-----------|
| 1. | Carlos Dunlap         | Cin./Sea./KC        | 57        |
| 2. | Cameron Jordan        | NO                  | 40        |
| 3. | <b>EMMANUEL OGBAH</b> | <b>CLE./KC/MIA.</b> | <b>39</b> |
| 4. | Chris Jones           | KC                  | 37        |
| 5. | Shelby Harris         | Oak/Den./Sea./Cle.  | 34        |

- Had a full sack in 6 consecutive games (10/4/20 – 11/15/20), which is tied for 2nd-longest sack streak in Dolphins history.
- His 12 passes defended in 2021 were a career-high and most by an NFL defensive lineman since 2016 (Carlos Dunlap):

#### NFL SINGLE-SEASON PASSES DEFENSED LEADERS (SINCE 2012; DL ONLY)

|    | NAME                  | TEAM        | YEAR        | PDs       |
|----|-----------------------|-------------|-------------|-----------|
| 1. | J.J. Watt             | Hou.        | 2012        | 16        |
| 2. | Carlos Dunlap         | Cin.        | 2016        | 15        |
| 3. | <b>EMMANUEL OGBAH</b> | <b>MIA.</b> | <b>2021</b> | <b>12</b> |
| 4. | Julius Peppers        | GB          | 2014        | 11        |
|    | Cameron Jordan        | NO          | 2017        | 11        |

- His 9.0 sacks in 2020 were tied for 14th in the NFL.

### 2023 (MIAMI):

- Played in 15 games with 1 start.
- Inactive for 2 games.
- 19 tackles (7 solo), 5.0 sacks, 1 interception, 2 passes defended and 1 forced fumble.

**VS. DENVER (9/24):** 3 tackles (1 solo), 1.0 sack, 1 interception and 1 pass defended.

- Recorded his 1st career interception off QB Russell Wilson and returned it 5 yards to set up a Miami TD.

- Sacked QB Russell Wilson for a loss of 12 yards in the 4th quarter.

**VS. N.Y. GIANTS (10/15):** 2 tackles (1 solo) and 1.5 sacks.

- Sacked QB Daniel Jones on 1st-and-10 in the 1st quarter.
- Split a sack of QB Daniel Jones with DT Christian Wilkins for a loss of 6 yards to end the 1st quarter.

**AT N.Y. JETS (11/24):** 2 tackles (1 solo), 1.0 sack and 1 forced fumble.

- Strip-sacked QB Tim Boyle for a loss of 9 yards with 3:35 remaining in the 4th quarter.

### POSTSEASON:

**AFC WILD CARD AT KANSAS CITY (1/13):** 4 tackles (2 solo) and 1 pass defended.

### 2022 (MIAMI):

- Played in 9 games with 3 starts.
- Inactive for 1 game.
- Missed the rest of the season after being placed on injured reserve on Nov. 14.
- 11 tackles (7 solo) and 1.0 sack.
- 1 blocked field goal.

**VS. NEW ENGLAND (9/11):** 4 tackles (3 solo) and 1.0 sack.

- Sacked QB Mac Jones for a loss of 7 yards in the 1st quarter.

**VS. BUFFALO (9/25):** 1 solo tackle; 1 blocked field goal.

- Blocked a 38-yard FG attempt by Buffalo K Tyler Bass in the 4th quarter.

### HONORS:

- Nat Moore Community Service Award.

### 2021 (MIAMI):

- Played in all 17 games with 11 starts.
- 41 tackles (26 solo), 9.0 sacks, 12 passes defended, 1 forced fumble and 1 fumble recovery.

**VS. ATLANTA (10/24):** 1 solo tackle, 1 pass defended and 1 forced fumble.

- Forced a QB Matt Ryan fumble on 3rd-and-8 in the 4th quarter that was recovered by CB Nik Needham.

**VS. HOUSTON (11/7):** 4 tackles (2 solo), 2.5 sacks and 1 pass defended.

- Sacked QB Tyrod Taylor for a loss of 8 yards in the 2nd quarter.
- Split a sack of QB Tyrod Taylor with LB Jaelan Phillips for a loss of 5 yards in the 3rd quarter.
- Sacked QB Tyrod Taylor for a loss of 11 yards in the 4th quarter.

**VS. N.Y. JETS (12/19):** 2 solo tackles, 1.0 sack, 1 pass defended and 1 fumble recovery.

- Sacked QB Zach Wilson for a loss of 1 yard in the 3rd quarter.
- Recovered a QB Zach Wilson fumble forced by DT Zach Sieler in the 4th quarter.

**AT NEW ORLEANS (12/27):** 5 tackles (3 solo) and 2.0 sacks.

- Split a sack of QB Ian Book with DT Christian Wilkins on 3rd-and-4 for a loss of 10 yards in the 1st quarter.
- Split a sack of QB Ian Book with DT Raekwon Davis for a loss of 1 yard in the 3rd quarter.
- Sacked QB Ian Book for a loss of 10 yards in the 4th quarter.

## 2020 (MIAMI):

- Played in all 16 games with 12 starts.
- 42 tackles (25 solo), 9.0 sacks, 5 passes defended and 3 forced fumbles.
- His 9 sacks were tied for 14th in the NFL.

**VS. N.Y. JETS (10/18):** 5 tackles (3 solo) and 2.0 sacks.

- Sacked QB Joe Flacco for a loss of 2 yards in the 2nd quarter.
- Sacked QB Joe Flacco again in the 4th quarter on 3rd-and-4 for a loss of 28 yards.
- The 28-yard sack was just the 7th sack in the NFL that lost at least 28 yards since 1994.
- It was the 1st 2+ sack game by a Dolphin since DE Cam Wake and DT Akeem Spence each had 2 on 11/14/18 vs. the N.Y. Jets.

**VS. L.A. RAMS (11/1):** 1 solo tackle, 1.0 sack, 1 pass defended and 1 forced fumble.

- Strip-sacked QB Jared Goff in the 2nd quarter and the fumble was recovered by LB Andrew Van Ginkel, who returned it 78 yards for a TD.

**AT ARIZONA (11/8):** 5 tackles (4 solo), 1.0 sack, 1 pass defended and 1 forced fumble.

- Strip-sacked QB Kyler Murray in the 1st quarter and DE Shaq Lawson recovered the fumble and returned it 36 yards for a TD.

## 2019 (KANSAS CITY):

- Played in 10 games with 4 starts.
- Missed the rest of the season after being placed on injured reserve on Nov. 18.
- 32 tackles (23 solo), 5.5 sacks, 3 passes defended and 1 forced fumble.

**AT JACKSONVILLE (9/8):** 3 tackles (2 solo) and 1 sack.

- Sacked QB Gardner Minshew in the 3rd quarter.

**VS. BALTIMORE (9/22):** 2 tackles (1 solo), 1.5 sacks and 1 pass defended.

- Split a sack with LB Damien Wilson of QB Lamar Jackson in the 2nd quarter.
- Sacked QB Lamar Jackson again in the 3rd quarter.

**AT DENVER (10/17):** 3 solo tackles, 1 sack and 2 passes defended.

- Sacked QB Joe Flacco on 3rd-and-5 in the 3rd quarter, forcing Denver to punt.

## 2018 (CLEVELAND):

- Started 14 games.
- Inactive for 2 games.
- 40 tackles (24 solo), 3.0 sacks, 8 passes defended and 1 fumble recovery.

**AT TAMPA BAY (10/21):** 5 tackles (4 solo), 1.5 sacks and 2 passes defended.

- Sacked QB Jameis Winston on 3rd-and-2 in the 4th quarter forcing Tampa Bay to punt.
- Split a sack with DT Larry Ogunjobi on QB Jameis Winston in overtime for a loss of 7 yards.

**AT CINCINNATI (11/25):** 1 assisted tackle and 1 fumble recovery.

- Recovered a fumble by QB Andy Dalton in the 3rd quarter.

**AT HOUSTON (12/2):** 6 tackles (4 solo) and 1.0 sack.

- Sacked QB Deshaun Watson in the 1st quarter.

## 2017 (CLEVELAND):

- Started 10 games.
- Missed the rest of the season after being placed on injured reserve on Nov. 21.
- 29 tackles (18 solo), 4.0 sacks, 6 passes defended, 2 forced fumbles and 1 fumble recovery; 1 blocked PAT.

**VS. CINCINNATI (10/1):** 6 tackles (4 solo), 1.0 sack, 2 forced fumbles and 1 fumble recovery.

- Strip-sacked QB Andy Dalton and recovered the fumble in the 1st quarter.
- Forced a RB Jeremy Hill fumble in the 1st quarter.

**VS. MINNESOTA (10/29):** 1 pass defended; 1 blocked PAT.

- Blocked a K Kai Forbath PAT in the 2nd quarter.

**AT DETROIT (11/12):** 3 solo tackles and 2.0 sacks.

- Sacked QB Matthew Stafford in the 1st quarter for a loss of 4 yards.
- Sacked QB Matthew Stafford again on 3rd-and-12 in the 2nd quarter, forcing Detroit to punt.

## 2016 (CLEVELAND):

- Started all 16 games.
- 53 tackles (28 solo), 5.5 sacks and 3 passes defended.
- His 5.5 sacks led the team and was 5th among NFL rookies that season.

**AT PHILADELPHIA (9/11):** 1 solo tackle and 1 pass defended.

- Made his NFL debut and 1st NFL start.

**AT TENNESSEE (10/16):** 3 tackles (1 solo) and 1.0 sack.

- Sacked QB Marcus Mariota in the 3rd quarter.
- It was his 1st career sack.

**AT CINCINNATI (10/23):** 6 tackles (5 solo) and 2.0

sacks.

- Sacked QB Andy Dalton for a loss of 6 yards in the 2nd quarter.
- Sacked QB Andy Dalton again in the 4th quarter on 3rd-and-5, forcing a Bengals missed field goal.
- It was the 1st multi-sack game of his career.

## BEFORE THE NFL

### COLLEGE (OKLAHOMA STATE):

- 3-year letterman (2013-15) and 1-year starter.
- CAREER:** Played in all 39 games with 26 starts; 133 tackles (95 solo), 28.0 sacks, 9 passes defended, 4 forced fumbles and 3 fumble recoveries; 1 fumble recovery for a TD.
- His 28 career sacks ranked 4th in school history and were the most of any active NCAA player at the time he declared for the draft.

**JUNIOR (2015):** Started all 13 games; 64 tackles (44 solo), 13.0 sacks, 4 passes defended, 3 forced fumbles and 2 fumble recoveries; 1 fumble recovery for a TD.

- 2nd-team All-American.
- 1st-team All-Big 12.
- Big 12 Co-Defensive Player of the Year.
- Semifinalist for the Walter Camp Award (nation's most outstanding player).
- His 13 sacks led the Big 12 and ranked 4th nationally.
- His 13 sacks were the 3rd-most in single-season school history.
- Voted a team captain.

**SOPHOMORE (2014):** Started all 13 games; 49 tackles (35 solo), 11.0 sacks, 5 passes defended and 1 forced fumble.

- 1st-team All-Big 12.
- Big 12 Defensive Lineman of the Year.
- His 0.85 sacks per game average ranked 2nd in the Big 12 and 15th nationally.

**REDSHIRT FRESHMAN (2013):** Played in all 13 games; 20 tackles (16 solo), 4.0 sacks and 1 fumble recovery.

- His 4 sacks tied for the team lead.
- Redshirted in 2012.

### HIGH SCHOOL (GEORGE BUSH HS – RICHMOND, TEXAS)

**SENIOR (2011):** 57 tackles (47 solo), 6.0 sacks, 2 forced fumbles and 1 fumble recovery.

- 1st-team Houston Metro.
- District defensive MVP.

## OFF THE FIELD

### COMMUNITY:

- Established the Emmanuel Ogbah Rise Above Foundation to provide scholarships, resources and mentorship programs to underserved youth.

### 2023:

- Through his Rise Above Foundation, surprised 70 children from the Northwest Boys & Girls Club with holiday gifts.
- Hosted a Thanksgiving meal distribution, in partnership with Feeding South Florida, for community members at Mt. Pisgah Seventh-Day Adventist Church in Miami Gardens.
- Visited a local hospital to surprise breast cancer patients with flowers.

### 2022:

- Hosted his 2nd annual holiday toy distribution at the Northwest Boys & Girls Club, providing gifts for 50 children.
- Partnered with Feeding South Florida to provide Thanksgiving meals to families in need.

### 2021:

- Assisted with the renovation efforts for the Miami Northwest Boys & Girls Club's teen center and donated brand-new furniture for the space.
- Surprised the children at the Miami Northwest Boys & Girls Club with holiday toys and gifts.
- Volunteered at the Miami Dolphins holiday event to spend time with and provide dinner and children's gifts for South Florida families.
- Hosted a drive-thru Thanksgiving meal event at the Miami Northwest Boys & Girls Club to provide 300 Thanksgiving meals for local families.

### 2020:

- Partnered with organizations in his hometown of Houston to provide technology to help high school students finish the school year online during the pandemic.

### PERSONAL:

- Born in Lagos, Nigeria.
- **PRONUNCIATION:** Last name is pronounced AHG-buh.
- **MAJOR:** Business administration.

## EMMANUEL OGBAH'S NFL REGULAR SEASON STATS

| YEAR       | TEAM        | GP  | GS | TACKLES |      |      |      |       | INTERCEPTIONS |     |    |    |    | FUMBLES |    |
|------------|-------------|-----|----|---------|------|------|------|-------|---------------|-----|----|----|----|---------|----|
|            |             |     |    | TOT     | SOLO | ASST | SK   | YDS   | INT           | YDS | LG | TD | PD | FF      | FR |
| 2016       | CLEVELAND   | 16  | 16 | 53      | 28   | 25   | 5.5  | 31.5  | 0             | 0   | -  | 0  | 3  | 0       | 0  |
| 2017       | CLEVELAND   | 10  | 10 | 29      | 18   | 11   | 4.0  | 18.0  | 0             | 0   | -  | 0  | 6  | 2       | 1  |
| 2018       | CLEVELAND   | 14  | 14 | 40      | 24   | 16   | 3.0  | 13.5  | 0             | 0   | -  | 0  | 8  | 0       | 1  |
| 2019       | KANSAS CITY | 10  | 4  | 32      | 23   | 9    | 5.5  | 37.5  | 0             | 0   | -  | 0  | 3  | 1       | 0  |
| 2020       | MIAMI       | 16  | 12 | 43      | 26   | 17   | 9.0  | 95.5  | 0             | 0   | -  | 0  | 5  | 3       | 1  |
| 2021       | MIAMI       | 17  | 11 | 41      | 26   | 15   | 9.0  | 64.0  | 0             | 0   | -  | 0  | 12 | 1       | 1  |
| 2022       | MIAMI       | 9   | 3  | 11      | 7    | 4    | 1.0  | 7.0   | 0             | 0   | -  | 0  | 0  | 0       | 0  |
| 2023       | MIAMI       | 15  | 1  | 19      | 7    | 12   | 5.0  | 30.5  | 1             | 5   | 5  | 0  | 2  | 1       | 0  |
| NFL TOTALS |             | 107 | 71 | 268     | 159  | 109  | 42.0 | 297.5 | 1             | 5   | 5  | 0  | 39 | 8       | 4  |

| Emmanuel Ogbah's NFL Playoff Stats |       |    |    |         |      |      |    |     |               |     |    |    |    |         |
|------------------------------------|-------|----|----|---------|------|------|----|-----|---------------|-----|----|----|----|---------|
| Year                               | Team  |    |    | Tackles |      |      |    |     | Interceptions |     |    |    |    | Fumbles |
|                                    |       | GP | GS | TOT     | SOLO | ASST | SK | YDS | INT           | YDS | LG | TD | PD | FF FR   |
| 2023                               | MIAMI | 1  | 1  | 4       | 2    | 2    | 0  | 0.0 | 0             | 0   | -  | 0  | 1  | 0 0     |
| PLAYOFF TOTALS                     |       | 1  | 1  | 4       | 2    | 2    | 0  | 0.0 | 0             | 0   | -  | 0  | 1  | 0 0     |

ADDITIONAL STATS

Blocked Kicks: (Cleveland) 1 PAT vs. Minnesota (10/29/17), (Miami) 1 field goal vs. Buffalo (9/25/22) for total of 2.

SINGLE-GAME CAREER HIGHS

Tackles:

Sacks:

Interceptions:

Passes Defensed:

Forced Fumbles:

Fumble Recoveries:

7

2.5

1

2

2

1

at Washington, 10/2/16

vs. Houston, 11/7/21

vs. Denver, 9/24/23

7 times, last: vs. New England, 1/9/22

vs. Cincinnati, 10/1/17

4 times, last: vs. N.Y. Jets, 12/19/21



LINEBACKER // 6-5 // 263 // MIAMI (FLA.) '21  
 ACQUIRED: D1B, '21  
 HOMETOWN: REDLANDS, CALIF. // BORN: 5/28/99  
 NFL: THIRD SEASON // DOLPHINS: THIRD SEASON

## NFL CAREER

### TRANSACTIONS:

- 1st-round pick (18th overall) by Miami in the 2021 NFL Draft.

### CAREER HONORS:

- 2022 Walter Payton Man of the Year Nominee.
- NFLPA Community MVP (Week 8, 2022).
- 2021 Nat Moore Community Service Award Winner.
- 2021 PFWA All-Rookie Team.

### CAREER HIGHLIGHTS:

- Played in 42 career games with 26 starts.
- 146 tackles (88 solo), 22.0 sacks, 1 interception, 5 passes defended, 1 forced fumble and 3 fumble recoveries.
- 1 blocked punt.
- Started 1 postseason game.
- Became 2nd player in Dolphins history to begin his career with at least 7 sacks in each of his 1st 2 NFL seasons.
- His 8.5 sacks in 2021 set a Dolphins rookie record:

#### DOLPHINS ROOKIE SACK LEADERS

| PLAYER             | YEAR | SACKS |
|--------------------|------|-------|
| 1. JAELEN PHILLIPS | 2021 | 8.5   |
| 2. Bill Stanfill   | 1969 | 8.0   |
| Lorenzo Bromell    | 1998 | 8.0   |
| 4. A.J. Duhe       | 1977 | 7.0   |
| 5. Marco Coleman   | 1992 | 6.0   |

- His 8.5 sacks in 2021 were 2nd among all NFL rookies:

#### NFL ROOKIE SACK LEADERS (2021)

| PLAYER             | TEAM | SACKS |
|--------------------|------|-------|
| 1. Micah Parsons   | Dal. | 13.0  |
| 2. JAELEN PHILLIPS | MIA. | 8.5   |
| 3. Azeez Ojulari   | NYG  | 8.0   |
| 4. Odafe Oweh      | Bal. | 5.0   |
| 5. Several players |      | 4.0   |

### 2023 (MIAMI):

- Played in 8 games with 6 starts.
- Inactive for 3 games.
- Missed the rest of the season after being placed on injured reserve on Nov. 28.
- 43 tackles (28 solo), 6.5 sacks, 1 interception and 2 passes defended.

**AT L.A. CHARGERS (9/10):** 11 tackles (6 solo) and 0.5 sack.

- Split a sack of QB Justin Herbert with CB Justin Bethel on 4th-and-12 to seal the Dolphins victory.

**AT PHILADELPHIA (10/22):** 7 tackles (5 solo) and 1.0 sack.

- Sacked QB Jalen Hurts for a loss of 10 yards on 1st down, forcing the Eagles to let time expire and go into halftime.

**VS. LAS VEGAS (11/19):** 6 tackles (5 solo), 2.0 sacks, 1 interception and 1 pass defended.

- Sacked QB Aidan O'Connell for a loss of 8 yards on 3rd-and-3 early in the fourth quarter, forcing a Raiders punt.
- Sacked QB Aidan O'Connell for a loss of 3 yards with 4:46 remaining in the 4th quarter.
- Intercepted QB Aidan O'Connell on an errant pass and returned it 5 yards to give Miami the ball back with 3:04 remaining in the 4th quarter for his 1st career interception.

**AT N.Y. JETS (11/24):** 4 tackles (3 solo), 1.0 sack and 1 pass defended.

- Sacked QB Tim Boyle for a loss of 2 yards on 2nd-and-1 with 14:04 remaining in the 4th quarter.

### 2022 (MIAMI):

- Played in all 17 games with 15 starts.
- 61 tackles (37 solo), 7.0 sacks, 2 passes defended, 1 forced fumble and 2 fumble recoveries.
- 1 blocked punt.

**VS. PITTSBURGH (10/23):** 8 tackles (4 solo) and 1.5 sacks.

- Sacked QB Kenny Pickett for a loss of 11 yards on a 2nd-and-11 snap in the 3rd quarter.
- Split a sack with DT Christian Wilkins on QB Kenny Pickett on a 2nd-and-10 play with less than 2 minutes remaining in the game.

**AT CHICAGO (11/6):** 5 tackles (3 solo) and 1 blocked punt.

- Blocked a punt in the 2nd quarter that was recovered by LB Andrew Van Ginkel and returned 25 yards for a TD.
- It was the longest blocked punt return for a TD in franchise history.

**AT BUFFALO (12/17):** 3 tackles (2 solo), 1.0 sack and 1 forced fumble.

- Strip-sacked QB Josh Allen in the 4th quarter, which was recovered by DT Christian Wilkins.

## POSTSEASON:

**AFC WILD CARD AT BUFFALO (1/15):** 9 tackles (4 solo) and 0.5 sack.

- Split a sack with DB Elijah Campbell of QB Josh Allen on a 2nd-and-11 snap in the 4th quarter.

## HONORS:

- Walter Payton Man of the Year Nominee.
- NFLPA Community MVP (Week 8)

## 2021 (MIAMI):

- Played in all 17 games with 5 starts.
- 42 tackles (23 solo), 8.5 sacks, 1 pass defended and 1 fumble recovery.
- Set a Dolphins rookie record with 8.5 sacks, which were 2nd among all NFL rookies that season.

**AT NEW ENGLAND (9/12):** Played but did not record any stats.

- Made his NFL debut.

**AT TAMPA BAY (10/10):** 4 tackles (2 solo) and 1.0 sack.

- Sacked QB Tom Brady for a loss of 5 yards in the 3rd quarter.
- It was his 1st career sack.

**VS. CAROLINA (11/28):** 4 tackles (3 solo), 3.0 sacks and 1 pass defended.

- Sacked QB Cam Newton for a loss of 14 yards in the 3rd quarter.
- Sacked QB PJ Walker for a loss of 10 yards in the 4th quarter.
- Sacked QB PJ Walker for a loss of 4 yards in the 4th quarter.
- Became 3rd rookie in Dolphins history to record a 3-sack game (D.J. Duhe, 11/6/77 and Marco Coleman, 10/25/92).
- Became 1st NFL rookie since Nov. 17, 2019 (4, Maxx Crosby) to record 3+ sacks in a game.

**VS. N.Y. GIANTS (12/5):** 3 solo tackles and 2.0 sacks.

- Sacked QB Mike Glennon for a loss of 13 yards on 1st-and-10 in the 3rd quarter.
- Sacked QB Mike Glennon on back-to-back plays for a loss of 7 yards on 2nd-and-23 in the 3rd quarter.
- Set a new Dolphins rookie record for most sacks in a season.
- Became the 1st NFL rookie to record at least 6 sacks in a 3-game span since DE Julius Peppers in 2002.

**VS. NEW ENGLAND (1/9):** 2 tackles (1 solo) and 1 fumble recovery.

- Recovered a QB Mac Jones fumble in the 3rd quarter.

## HONORS:

- PFWA All-Rookie Team.
- Nat Moore Community Service Award Winner.
- Became the 1st rookie to win the award, given each year to a player recognized for his involvement in the South Florida community.

## BEFORE THE NFL

## COLLEGE (MIAMI):

- 1-year starter (2020).
- Transferred to Miami from UCLA following his sophomore season in 2018.

**CAREER (AT MIAMI):** Started 10 games; 45 tackles (21 solo), 8 sacks, 1 interception and 4 passes defended.

**REDSHIRT JUNIOR (2020 AT MIAMI):** Started 10 games; 45 tackles (21 solo), 8 sacks, 1 interception and 4 passes defended.

- 1st-team All-American.
- 2nd-team All-ACC.

**JUNIOR (2019 AT MIAMI):**

- Redshirted due to NCAA transfer rules.

**SOPHOMORE (2018 AT UCLA):** Played in 4 games with 2 starts; 20 tackles (12 solo) and 1 sack.

**TRUE FRESHMAN (2017 AT UCLA):** Played in 7 games with 4 starts; 21 tackles (16 solo), 3.5 sacks and 2 passes defended.

## HIGH SCHOOL (REDLANDS EAST VALLEY HS – REDLANDS, CALIF.)

**SENIOR (2016):** 142 tackles and 21 sacks.

- 1st-team All-American.
- 1st-team all-state.
- Division co-defensive player of the year.

**JUNIOR (2015):** 76 tackles, 10.5 sacks and 2 interceptions.

## OFF THE FIELD

## COMMUNITY:

**2023:**

- As a Dolphins Challenge Cancer executive board member, he hosted “The Art of Giving Back” event, partnering with Gallery Dept and the Miami Design District, to showcase art and fashion by Gallery Dept founder Josué Thomas. The first-ever event led by Phillips surpassed his goal, raising more than \$53,000 to benefit Sylvester Comprehensive Cancer Center at UHealth.
- Co-hosted a holiday toy giveaway with teammate Bradley Chubb at the Lester H. White NFL YET Center Boys & Girls Club, providing gifts and meals from Reggae Beats, a Miami Dolphins minority-owned restaurant partner.

**2022:**

- Joined the Dolphins Challenge Cancer executive board
- Co-hosted a holiday toy giveaway with teammate Bradley Chubb at the Jim & Jan Moran Boys & Girls Club of Broward County, providing toys for 250 kids and meals from Troy's BBQ.
- Provided Thanksgiving meals for 50 families from Casey Cares, Break the Cycle and Alex's Place at the Sylvester Comprehensive Cancer Center – organizations dedicated to the care and treatment or fight against cancer.
- Along with defensive teammates, hosted a Thanksgiving dinner at Hard Rock Stadium for 100 kids from Big Brothers Big Sisters of Broward and Miami.
- Joined The VERB Kind's “Come To Jail With Me” program to visit youth at the Broward Regional Juvenile Detention Center.
- Along with WR Mack Hollins, became the 1st Dolphins players to participate in the 100-mile ride at DCC XII and surpassed \$3,000 in



fundraising to benefit Sylvester Comprehensive Cancer Center.

**2021:**

- At Lotus House – a shelter in the Miami Overtown neighborhood for women and children – provided Halloween costumes for the children and hosted a Thanksgiving cookie decorating event.
- Volunteered at the Miami Dolphins holiday event to spend time with and provide dinner and children's gifts for South Florida families.
- Along with fellow Dolphins rookies, teamed up with Neighbors4Neighbors to provide South Florida families with holiday gifts.
- Chose the Juvenile Diabetes Research Foundation (JDRF) for My Cause My Cleats to raise awareness and support research for Type 1 diabetes in honor of his cousin.
- Volunteered at the Miami Dolphins Food Relief Program Thanksgiving meal distribution with Feeding South Florida to provide 1,000 meal boxes to South Florida families.

- With the Miami Dolphins Foundation, donated \$10,000 to help purchase an ambulance to assist with immediate relief efforts following the August earthquake.
- Volunteered with Miami Rescue Mission to serve meals and visit residents.
- Partnered with the Miami Dolphins Food Relief Program to provide meals for displaced residents of a North Miami Beach condo building that was evacuated following the Surfside building collapse.
- Joined the Miami Dolphins Social Impact Committee to positively impact civic engagement, education, and economic empowerment in South Florida.

**PERSONAL:**

- **PRONUNCIATION:** First name is pronounced JAY-len.
- **MAJOR:** Communications.

**JAELAN PHILLIPS' NFL REGULAR SEASON STATS**

| YEAR       | TEAM  | GP | GS | TACKLES |      |      |      |       | INTERCEPTIONS |     |    |    |    | FUMBLES |    |
|------------|-------|----|----|---------|------|------|------|-------|---------------|-----|----|----|----|---------|----|
|            |       |    |    | TOT     | SOLO | ASST | SK   | YDS   | INT           | YDS | LG | TD | PD | FF      | FR |
| 2021       | MIAMI | 17 | 5  | 42      | 23   | 19   | 8.5  | 71.5  | 0             | 0   | -  | 0  | 1  | 0       | 1  |
| 2022       | MIAMI | 17 | 15 | 61      | 37   | 24   | 7.0  | 38.0  | 0             | 0   | -  | 0  | 2  | 1       | 2  |
| 2023       | MIAMI | 8  | 6  | 43      | 28   | 15   | 6.5  | 36.5  | 1             | 5   | 5  | 0  | 2  | 0       | 0  |
| NFL TOTALS |       | 42 | 26 | 146     | 88   | 58   | 22.0 | 146.0 | 1             | 5   | 5  | 0  | 5  | 1       | 3  |

**JAELAN PHILLIPS' NFL PLAYOFF STATS**

| YEAR           | TEAM  | GP | GS | TACKLES |      |      |     |     | INTERCEPTIONS |     |    |    |    | FUMBLES |    |
|----------------|-------|----|----|---------|------|------|-----|-----|---------------|-----|----|----|----|---------|----|
|                |       |    |    | TOT     | SOLO | ASST | SK  | YDS | INT           | YDS | LG | TD | PD | FF      | FR |
| 2022           | MIAMI | 1  | 1  | 9       | 4    | 5    | 0.5 | 0.0 | 0             | 0   | -  | 0  | 0  | 0       | 0  |
| PLAYOFF TOTALS |       | 1  | 1  | 9       | 4    | 5    | 0.5 | 0.0 | 0             | 0   | -  | 0  | 0  | 0       | 0  |

**ADDITIONAL STATS**

Blocked Kicks: 1 blocked punt in 2022.

**SINGLE-GAME CAREER HIGHS**

- Tackles:** 11 at L.A. Chargers, 9/10/23
- Sacks:** 3.0 vs. Carolina, 11/28/21
- Interceptions:** 1 vs. Las Vegas, 11/19/23
- Passes Defended:** 1 5 times, last: at N.Y. Jets, 11/24/23
- Forced Fumbles:** 1 at Buffalo, 12/17/22
- Fumble Recoveries:** 1 3 times, last: vs. Minnesota, 10/16/22



5

JALEN RAMSEY

CORNERBACK // 6-1 // 208 // FLORIDA STATE '16  
ACQUIRED: T, '23 (LAR)  
HOMETOWN: SMYRNA, TENN. // BORN: 10/24/94  
NFL: EIGHTH SEASON // DOLPHINS: FIRST SEASON

 2021
 2021
 2017, 2018, 2019, 2020, 2021, 2022, 2023
 2021, 2022

## NFL CAREER

### TRANSACTIONS:

- Traded from the L.A. Rams to Miami on March 15, 2023.
- Traded from Jacksonville to the L.A. Rams on Oct. 16, 2019.
- 1st-round pick (5th overall) by Jacksonville in the 2016 NFL Draft.

### CAREER HONORS:

- 2023 Pro Bowl selection.
- AFC Defensive Player of the Week (vs. Las Vegas, 11/19/23).
- No. 36 on the NFL Network Top 100 list in 2023.
- 2022 Pro Bowl selection.
- No. 9 on the NFL Network Top 100 list in 2022.
- 1st-team All-Pro in 2021.
- 2021 Pro Bowl selection.
- No. 13 on the NFL Network Top 100 list in 2021.
- 1st-team All-Pro in 2020.
- 2020 Pro Bowl selection.
- No. 37 on the NFL Network Top 100 list in 2020.
- 2019 Pro Bowl selection.
- No. 27 on the NFL Network Top 100 list in 2019.
- 2018 Pro Bowl selection.
- No. 17 on the NFL Network Top 100 list in 2018.
- 1st-team All-Pro in 2017.
- 2017 Pro Bowl selection.
- AFC Defensive Player of the Week (vs. Tennessee, 12/24/16).

### CAREER HIGHLIGHTS:

- Played in 118 career games with 117 starts.
- 474 tackles (393 solo), 2.0 sacks, 22 interceptions, 97 passes defended, 7 forced fumbles and 2 fumble recoveries; 1 interception return for a TD.
- Started 10 postseason games – 6 with the L.A. Rams, 3 with Jacksonville and 1 with Miami.
- Is a 2-time team captain (2021-22).
- His 22 interceptions since 2016 are tied for 5th-most among NFL cornerbacks in that span:

#### MOST INTERCEPTIONS BY A CB (2016-PRESENT)

|    | PLAYER          | TEAM                  | INT |
|----|-----------------|-----------------------|-----|
| 1. | Xavien Howard   | Mia.                  | 29  |
| 2. | J.C. Jackson    | LAC/NE                | 26  |
| 3. | Marcus Peters   | KC/LAR/Bal./LV        | 25  |
| 4. | Darius Slay     | Det./Phi.             | 24  |
| 5. | JALEN RAMSEY    | JAX./LAR/MIA.         | 22  |
|    | Stephon Gilmore | Buf./NE/Car./Ind./Dal | 22  |

- His 14 passes defended led all NFL rookies in 2016.

### 2023 (MIAMI):

- Started 10 games.
- Missed the first 7 games of the season after being placed on injured reserve on Aug. 31 and activated on Oct. 28.
- 22 tackles (18 solo), 3 interceptions and 5 passes defended.

**VS. NEW ENGLAND (10/29):** 1 assisted tackle, 1 interception and 1 pass defended.

- Intercepted QB Mac Jones at Miami's own 11-yard line and returned it 49 yards to set up a Miami field goal.

- Made his Dolphins debut.

**AT KANSAS CITY IN FRANKFURT (11/5):** 4 solo tackles.

**VS. LAS VEGAS (11/19):** 1 solo tackle, 2 interceptions and 2 passes defended.

- Intercepted a pass from QB Aidan O'Connell and returned it 3 yards with 8:22 remaining in the 4th quarter.

- Picked off QB Aidan O'Connell in the end zone to seal Miami's victory with 32 seconds left in the game.

### POSTSEASON:

**AFC WILD CARD AT KANSAS CITY (1/13):** 5 tackles (4 solo) and 1 pass defended.

### PRO BOWL:

- Selected to the Pro Bowl for the 7th consecutive year.

### HONORS:

- AFC Defensive Player of the Week (vs. Las Vegas, 11/19).
- No. 36 on the NFL Network Top 100 list.

### 2022 (L.A. RAMS):

- Started all 17 games.
- 88 tackles (64 solo), 2.0 sacks, 4 interceptions, 18 passes defended, 3 forced fumbles and 1 fumble recovery.
- Served as a team captain.

**VS. ATLANTA (9/18):** 2 solo tackles, 1 interception and 2 passes defended.

- Intercepted QB Marcus Mariota in the end zone with less than 2 minutes remaining, essentially sealing the Rams' victory.

**VS. DALLAS (10/9):** 2 solo tackles, 1 sack and 1

forced fumble.

- Strip-sacked QB Cooper Rush for the 1st sack of his career.

**AT GREEN BAY (12/19):** 6 tackles (3 solo), 1 forced fumble and 1 fumble recovery.

- Stripped RB Aaron Jones of the ball and recovered the fumble, returning it 12 yards in the 4th quarter.

**VS. DENVER (12/25):** 5 tackles (4 solo), 1 interception and 3 passes defended.

- Intercepted QB Russell Wilson in the end zone on Denver's 1st possession of the 2nd half.

**AT SEATTLE (1/8):** 5 solo tackles, 2 interceptions and 3 passes defended.

- Picked off a pass from QB Geno Smith on the first offensive snap of the game, returning it 28 yards.
- Intercepted Smith again in the 3rd quarter on a 2nd-and-7 snap.

#### **PRO BOWL:**

- Selected to the Pro Bowl for the 6th time in his career.
- It was his 6th consecutive Pro Bowl selection.

#### **HONORS:**

- No. 9 on the NFL Network Top 100 list.

### **2021 (L.A. RAMS):**

- Started 16 games.
- Missed 1 game on the Reserve/COVID-19 list.
- 77 tackles (62 solo), 4 interceptions, 16 passes defended, 1 forced fumble and 1 fumble recovery.
- Served as a team captain.

**AT INDIANAPOLIS (9/19):** 3 tackles (1 solo), 1 interception and 1 pass defended.

- Picked off QB Jacob Eason with just over 2 minutes remaining to seal the victory for the Rams.

**VS. DETROIT (10/24):** 6 tackles (4 solo), 1 interception and 1 pass defended.

- Intercepted QB Jared Goff in the end zone and returned it 25 yards with less than 5 minutes remaining in a 1-score game vs. Detroit.

**VS. JACKSONVILLE (12/5):** 3 tackles (2 solo), 1 pass defended and 1 fumble recovery.

- Recovered a fumble forced by DT Aaron Donald and returned it 8 yards on Jacksonville's 1st offensive possession, setting up an early 2-score lead.

#### **POSTSEASON:**

**NFC WILD CARD VS. ARIZONA (1/17):** 4 solo tackles.

**NFC DIVISIONAL AT TAMPA BAY (1/23):** 4 tackles (3 solo) and 1 pass defended.

**NFC CHAMPIONSHIP VS. SAN FRANCISCO (1/30):** 1 solo tackle and 2 passes defended.

**SUPER BOWL LVI VS. CINCINNATI (2/13):** 4 tackles (3 solo) and 1 pass defended.

#### **PRO BOWL:**

- Selected to the Pro Bowl for the 5th consecutive time and 4th as a starter.

#### **HONORS:**

- 1st-team All-Pro.
- No. 13 on the NFL Network Top 100 list.

### **2020 (L.A. RAMS):**

- Started 15 games.
- Dressed but did not play 1 game.
- 44 tackles (36 solo), 1 interception and 9 passes defended.

**VS. DALLAS (9/13):** 6 solo tackles and 1 pass defended.

**VS. CHICAGO (10/26):** 4 solo tackles, 1 interception and 1 pass defended.

- Intercepted a pass from QB Nick Foles in the 4th quarter to help preserve a Rams win.

**VS. ARIZONA (1/3):** 5 solo tackles and 4 passes defended.

#### **POSTSEASON:**

**NFC WILD CARD AT SEATTLE (1/9):** 3 solo tackles and 1 pass defended.

**NFC DIVISIONAL AT GREEN BAY (1/16):** 4 tackles (1 solo).

#### **PRO BOWL:**

- Selected to the Pro Bowl for the 4th consecutive time and 3rd as a starter.

#### **HONORS:**

- 1st-team All-Pro.
- No. 37 on the NFL Network Top 100 list.

### **2019 (JACKSONVILLE/L.A. RAMS):**

- Played in 9 games with 8 starts for the L.A. Rams.
- Inactive for 1 game with the L.A. Rams.
- 33 tackles (31 solo), 1 interception, 4 passes defended and 1 forced fumble for the L.A. Rams.
- Traded from Jacksonville to the L.A. Rams on Oct. 19.

- Started 3 games with Jacksonville.
- Inactive for 3 games with Jacksonville.
- 17 tackles (13 solo), 1 pass defended and 1 forced fumble for Jacksonville.

**VS. TENNESSEE (9/19):** 8 tackles (4 solo) and 1 forced fumble.

- Forced a fumble by WR Corey Davis in the 4th quarter.

**AT ATLANTA (10/20):** 4 solo tackles and 1 forced fumble.

- Forced a fumble by RB Devonta Freeman in the 2nd quarter of his Rams debut.

**AT SAN FRANCISCO (12/21):** 4 solo tackles, 1 interception and 2 passes defended.

- Intercepted a pass by QB Jimmy Garoppolo in the 1st quarter, leading to a Rams TD.

#### **PRO BOWL:**

- Selected to the Pro Bowl for the 3rd consecutive time and 3rd as a starter.

#### **HONORS:**

- No. 27 on the NFL Network Top 100 list.

### **2018 (JACKSONVILLE):**

- Started all 16 games.
- 65 tackles (62 solo), 3 interceptions and 13 passes defended.

**VS. PHILADELPHIA (10/28):** 3 solo tackles, 1 interception and 1 pass defended.

- Intercepted a pass from QB Carson Wentz in the end zone for a touchback in the 1st quarter.

**VS. PITTSBURGH (11/18):** 8 solo tackles, 2 interceptions and 3 passes defended.

- Intercepted a pass from QB Ben Roethlisberger in the 2nd quarter near midfield.
- Picked off Roethlisberger again in the 3rd quarter, this time in the end zone for a touchback.

**PRO BOWL:**

- Selected to the Pro Bowl as a starter for the 2nd consecutive time.

**HONORS:**

- No. 17 on the NFL Network Top 100 list.

**2017 (JACKSONVILLE):**

- Started all 16 games.
- 63 tackles (52 solo), 4 interceptions and 17 passes defended.

**AT PITTSBURGH (10/8):** 7 solo tackles, 1 interception and 4 passes defended.

- Picked off QB Ben Roethlisberger and returned it 15 yards near the end of the 1st quarter.

**VS. INDIANAPOLIS (12/3):** 5 tackles (4 solo), 1 interception and 2 passes defended.

- Intercepted QB Jacoby Brissett in the red zone with 33 seconds remaining in the 1st half.

**VS. SEATTLE (12/10):** 2 solo tackles, 1 interception and 1 pass defended.

- Picked off QB Russell Wilson in the end zone in the 2nd quarter of Jacksonville's win.

**POSTSEASON:**

**AFC WILD CARD VS. BUFFALO (1/7):** 2 solo tackles, 1 interception and 1 pass defended.

- Intercepted QB Nathan Peterman with less than 1 minute remaining in a 1-score game to clinch Jacksonville's 1st playoff win since the 2007 season.

**AFC DIVISIONAL AT PITTSBURGH (1/14):** 4 tackles (3 solo).

**AFC CHAMPIONSHIP AT NEW ENGLAND (1/21):** 2 solo tackles.

**PRO BOWL:**

- Selected to the Pro Bowl as a starter for the 1st time in his career.

**HONORS:**

- 1st-team All-Pro.

**2016 (JACKSONVILLE):**

- Started all 16 games.
- 65 tackles (55 solo), 2 interceptions, 14 passes defended and 1 forced fumble; 1 interception return for a TD.
- His 14 passes defended led all NFL rookies.

**VS. GREEN BAY (9/11):** 3 tackles (2 solo).

- Started in his NFL debut.

**AT HOUSTON (12/18):** 4 solo tackles, 1 interception, 1 forced fumble and 5 passes defended.

- Picked off a pass from QB Brock Osweiler in the 2nd quarter and returned it 35 yards for his 1st career interception.

- On the next defensive snap, forced a fumble by RB Akeem Hunt.

**VS. TENNESSEE (12/24):** 4 solo tackles, 1 interception and 4 passes defended; 1 interception returned for a TD.

- Intercepted a pass by QB Matt Cassel and returned it 30 yards for a TD in the 4th quarter of the Jaguars victory.
- It was his 1st career TD.

**HONORS:**

- PFWA All-Rookie Team.
- AFC Defensive Player of the Week (vs. Tennessee, 12/24).

**BEFORE THE NFL**

**COLLEGE (FLORIDA STATE):**

- 3-year starter (2013-15).

**CAREER:** Started all 41 games; 180 tackles (119 solo), 5.0 sacks, 3 interceptions, 26 passes defended, 3 forced fumbles and 2 fumble recoveries; 1 fumble return for a TD; 1 blocked kick; 2 kickoff returns for 54 yards (27.0 avg.); 1 punt return for 6 yards.

- Also competed in track and field, winning the long jump title at the 2015 ACC outdoor and indoor championships.

- Ran on his school's ACC outdoor champion 4x100-meter relay team in both 2014 and 2015.

**JUNIOR (2015):** Started all 13 games; 52 tackles (37 solo), 1.0 sack, 10 passes defended and 1 fumble recovery; 1 fumble return for a TD; 2 kickoff returns for 54 yards (27.0 avg.); 1 punt return for 6 yards.

- 1st-team All-American.
- 1st-team All-ACC.

**SOPHOMORE (2014):** Started all 14 games; 79 tackles (45 solo), 3.0 sacks, 2 interceptions, 14 passes defended and 2 forced fumbles; 1 blocked kick.

- 1st-team All-American.
- 1st-team All-ACC.

**TRUE FRESHMAN (2013):** Started all 14 games; 49 tackles (37 solo), 1.0 sack, 1 interception, 2 passes defended, 1 forced fumble and 1 fumble recovery.

- Freshman All-American.

**HIGH SCHOOL (BRENTWOOD ACADEMY – BRENTWOOD, TENN.)**

- Played on both sides of the ball.

**SENIOR (2012):** 95 tackles, 3 interceptions, 13 passes defended, 2 fumble recoveries and 5 forced fumbles; 31 receptions for 676 yards (21.8 avg.) and 9 TDs; 5 carries for 85 yards (17.0 avg.).

- All-American.

## JALEN RAMSEY'S NFL REGULAR SEASON STATS

| YEAR       | TEAM         | GP  | GS  | TACKLES |      |      |     |      | INTERCEPTIONS |     |    |    |    | FUMBLES |    |
|------------|--------------|-----|-----|---------|------|------|-----|------|---------------|-----|----|----|----|---------|----|
|            |              |     |     | TOT     | SOLO | ASST | SK  | YDS  | INT           | YDS | LG | TD | PD | FF      | FR |
| 2016       | JACKSONVILLE | 16  | 16  | 65      | 55   | 10   | 0.0 | 0.0  | 2             | 65  | 35 | 1  | 14 | 1       | 0  |
| 2017       | JACKSONVILLE | 16  | 16  | 63      | 52   | 11   | 0.0 | 0.0  | 4             | 34  | 18 | 0  | 17 | 0       | 0  |
| 2018       | JACKSONVILLE | 16  | 16  | 65      | 62   | 3    | 0.0 | 0.0  | 3             | 0   | 0  | 0  | 13 | 0       | 0  |
| 2019       | JACKSONVILLE | 3   | 3   | 17      | 13   | 4    | 0.0 | 0.0  | 0             | 0   | -  | 0  | 1  | 1       | 0  |
|            | L.A. RAMS    | 9   | 8   | 33      | 31   | 2    | 0.0 | 0.0  | 1             | 13  | 13 | 0  | 4  | 1       | 0  |
| 2020       | L.A. RAMS    | 15  | 15  | 44      | 36   | 8    | 0.0 | 0.0  | 1             | 2   | 2  | 0  | 9  | 0       | 0  |
| 2021       | L.A. RAMS    | 16  | 16  | 77      | 62   | 15   | 0.0 | 0.0  | 4             | 41  | 25 | 0  | 16 | 1       | 1  |
| 2022       | L.A. RAMS    | 17  | 17  | 88      | 64   | 24   | 2.0 | 17.0 | 4             | 53  | 28 | 0  | 18 | 3       | 1  |
| 2023       | MIAMI        | 10  | 10  | 22      | 18   | 4    | 0.0 | 0.0  | 3             | 52  | 49 | 0  | 5  | 0       | 0  |
| NFL TOTALS |              | 118 | 117 | 474     | 393  | 81   | 2.0 | 17.0 | 22            | 260 | 49 | 1  | 97 | 7       | 2  |

## JALEN RAMSEY'S NFL PLAYOFF STATS

| YEAR           | TEAM         | GP | GS | TACKLES |      |      |     |     | INTERCEPTIONS |     |    |    |    | FUMBLES |    |
|----------------|--------------|----|----|---------|------|------|-----|-----|---------------|-----|----|----|----|---------|----|
|                |              |    |    | TOT     | SOLO | ASST | SK  | YDS | INT           | YDS | LG | TD | PD | FF      | FR |
| 2017           | JACKSONVILLE | 3  | 3  | 8       | 7    | 1    | 0.0 | 0.0 | 1             | 2   | 2  | 0  | 1  | 0       | 0  |
| 2020           | L.A. RAMS    | 2  | 2  | 7       | 4    | 3    | 0.0 | 0.0 | 0             | 0   | -  | 0  | 1  | 0       | 0  |
| 2021           | L.A. RAMS    | 4  | 4  | 13      | 11   | 2    | 0.0 | 0.0 | 0             | 0   | -  | 0  | 4  | 0       | 0  |
| 2023           | MIAMI        | 1  | 1  | 5       | 4    | 1    | 0.0 | 0.0 | 0             | 0   | -  | 0  | 1  | 0       | 0  |
| PLAYOFF TOTALS |              | 10 | 10 | 33      | 26   | 7    | 0.0 | 0.0 | 1             | 2   | 2  | 0  | 7  | 0       | 0  |

### ADDITIONAL STATS

**Defensive Touchdowns:** (L.A. Rams) 30-yard interception return vs. Tennessee (12/24/16).

**Punt Return Yards:** (L.A. Rams) 5 in 2022.

### SINGLE-GAME CAREER HIGHS

**Tackles:** 9 Twice, last: at Tampa Bay, 11/6/22

**Sacks:** 1.0 Twice, last: vs. Carolina, 10/16/22

**Interceptions:** 2 3 times, last: vs. Las Vegas, 11/19/23

**Passes Defended:** 5 at Houston, 12/18/16

**Fumble Recoveries:** 1 Twice, last: at Green Bay, 12/19/22

**Forced Fumbles:** 1 7 times, last: at Green Bay, 12/19/22



# DUKE RILEY

LINEBACKER // 6-1 // 227 // LSU '17

ACQUIRED: UFA, '21 (PHI.)

HOMETOWN: BURAS, LA. // BORN: 8/9/94

NFL: SEVENTH SEASON // DOLPHINS: THIRD SEASON

C 2019, 2020

## NFL CAREER

### TRANSACTIONS:

- Signed by Miami as an unrestricted free agent from Philadelphia on March 22, 2021.
- Traded from Atlanta to Philadelphia on Oct. 1, 2019.
- 3rd-round pick (75th overall) by Atlanta in the 2017 NFL Draft.

### CAREER HIGHLIGHTS:

- Played in 107 career games with 34 starts.
- 232 tackles (142 solo), 2.0 sacks, 1 interception, 6 passes defended, 2 forced fumbles and 1 fumble recovery.
- 40 special teams tackles (22 solo).
- 1 blocked punt.
- Appeared in 5 postseason games with 1 start – 2 with Atlanta, 1 with Philadelphia and 2 with Miami.
- Served as a team captain in 2019.

### 2023 (MIAMI):

- Played in all 17 games with 5 starts.
- 38 tackles (28 solo), 0.5 sack, 1 pass defended and 1 forced fumble.
- 4 special teams tackles (2 solo).

### VS. CAROLINA (10/15): 3 assisted tackles.

- Split a tackle with DB Elijah Campbell to stop WR Laviska Shenault Jr. from converting a fake punt.

### AT WASHINGTON (12/3): 7 tackles (3 solo) and 1 forced fumble; 1 assisted special teams tackle.

- Forced a fumble by RB Antonio Gibson on 3rd-and-17, forcing Washington to punt.

### VS. N.Y. JETS (12/17): 5 tackles (4 solo), 0.5 sack and 1 pass defended.

- Split a sack of QB Zach Wilson with DE Emmanuel Ogbah for a loss of 1 yard in the 2nd quarter.

### POSTSEASON:

### AFC WILD CARD AT KANSAS CITY (1/13): 10 tackles (2 solo).

### 2022 (MIAMI):

- Played in all 17 games with 2 starts.
- 41 tackles (23 solo), 1.0 sack and 2 passes defended.
- 4 special teams tackles (2 solo).

### VS. NEW ENGLAND (9/11): 3 tackles (2 solo) and 1 pass defended.

### AT CHICAGO (11/6): 2 tackles (1 solo) and 1.0 sack.

- Sacked QB Justin Fields for a loss of 2 yards on a 2nd-and-8 snap on Chicago's final possession to help preserve the victory.
- It was the first full sack of his career.

### VS. HOUSTON (11/27): 2 tackles and 1 pass defended.

### POSTSEASON:

### AFC WILD CARD AT BUFFALO (1/15): 2 solo tackles and 1 forced fumble.

- Stripped QB Josh Allen short of the first-down marker on a 3rd-and-5 scramble in the 1st quarter.

### 2021 (MIAMI):

- Played in 16 games with 3 starts.
- Missed 1 game on the Reserve/COVID-19 List.
- 21 tackles (13 solo).
- 5 special teams tackles (2 solo).
- 1 blocked punt.

### VS. CAROLINA (11/28): 3 tackles (2 solo); 1 blocked punt.

- Blocked a P Lachlan Edwards punt that was recovered by CB Justin Coleman and returned 2 yards for a TD.

### VS. N.Y. JETS (12/19): 2 tackles (1 solo); 2 special teams tackles (1 solo).

### VS. NEW ENGLAND (1/9): 4 tackles (3 solo).

### 2020 (PHILADELPHIA):

- Played in 13 games with 8 starts.
- Inactive for 2 games.
- Missed 1 game after being placed on injured reserve on Jan. 1.
- 46 tackles (25 solo), 0.5 sack, 1 interception, 1 pass defended and 1 forced fumble.
- 9 special teams tackles (5 solo).

### AT WASHINGTON (9/13): 6 tackles (3 solo) and 0.5 sack.

- Split a sack with DE Genard Avery of QB Dwayne Haskins in the 4th quarter.

### AT PITTSBURGH (10/11): 12 tackles (7 solo) and 1 forced fumble; 1 assisted special teams tackle.

- Forced a TE Eric Ebron fumble on 3rd-and-21 in the 4th quarter that was recovered by CB Cre'Von LeBlanc.

### VS. NEW ORLEANS (12/13): 6 tackles (4 solo), 1 interception and 1 pass defended.

- Intercepted a QB Taysom Hill pass intended for RB Alvin Kamara in the 2nd quarter.

## 2019 (ATLANTA/PHILADELPHIA):

- Played in 12 games with Philadelphia.
- 5 solo tackles and 1 fumble recovery with Philadelphia.
- 9 special teams tackles (7 solo) with Philadelphia.
- Served as a team captain with Philadelphia.
- Traded from Atlanta to Philadelphia on Oct. 1.
- Played in 4 games with Atlanta.

**VS. CHICAGO (11/3):** 1 solo tackle and 1 fumble recovery; 1 solo special teams tackle.

- Recovered a punt fumbled by TE Adam Shaheen in the 4th quarter.

**AT MIAMI (12/1):** 2 solo tackles; 1 solo special teams tackle.

**VS. N.Y. GIANTS (12/9):** 1 solo tackle; 1 solo special teams tackle.

### POSTSEASON:

**NFC WILD CARD VS. SEATTLE (1/5):** 1 solo special teams tackle.

## 2018 (ATLANTA):

- Played in all 16 games with 10 starts.
- 57 tackles (36 solo) and 2 passes defended.
- 3 special teams tackles (1 solo).

**VS. CAROLINA (9/16):** 9 tackles (6 solo).

**VS. NEW ORLEANS (9/23):** 13 tackles (9 solo).

**VS. TAMPA BAY (10/14):** 4 tackles (3 solo) and 1 pass defended.

## 2017 (ATLANTA):

- Played in 12 games with 6 starts.
- Inactive for 4 games.
- 24 tackles (12 solo).
- 6 special teams tackles (3 solo).

**AT CHICAGO (9/10):** 5 tackles (3 solo); 1 assisted special teams tackle.

**VS. GREEN BAY (9/17):** 5 tackles (3 solo).

**VS. MIAMI (10/15):** 6 tackles (1 solo).

### POSTSEASON:

**NFC WILD CARD AT L.A. RAMS (1/6):** 1 solo tackle; 1 solo special teams tackle.

**NFC DIVISIONAL AT PHILADELPHIA (1/13):** 1 solo tackle.

## BEFORE THE NFL

### COLLEGE (LSU):

- 4-year letterman (2013-16) and 1-year starter.

**CAREER:** Played in all 50 games with 13 starts; 144 tackles (59 solo), 1.5 sacks, 1 interception, 2 passes defended and 2 fumble recoveries.

**SENIOR (2016):** Started all 12 games; 93 tackles (40 solo), 1.5 sacks, 1 interception, 2 passes defended and 1 fumble recovery.

- His 93 tackles led the team.

- Team MVP.

- Team captain.

**JUNIOR (2015):** Played in all 12 games; 24 tackles (12 solo).

**SOPHOMORE (2014):** Played in all 13 games with 1 start; 20 tackles (6 solo) and 1 fumble recovery.

**TRUE FRESHMAN (2013):** Played in all 13 games; 7 tackles (1 solo).

## HIGH SCHOOL (JOHN CURTIS CHRISTIAN SCHOOL – RIVER RIDGE, LA.)

- Also lettered in baseball and track and field.

**SENIOR (2012):** 124 tackles.

- All-state.

- Class 2A Most Outstanding Defensive Player.

- Helped his team win a state championship.

**JUNIOR (2011):**

- Helped his team win a state championship.

## OFF THE FIELD

### COMMUNITY:

**2021:**

- Chose the Little Rascals Foundation for My Cause My Cleats to benefit underprivileged and displaced foster children through music and the arts.

- Visited residents at Lotus House, a shelter in the Miami Overtown neighborhood for women and children.

### PERSONAL:

- **MAJOR:** Sport administration with a minor in business.

## DUKE RILEY'S NFL REGULAR SEASON STATS

| YEAR       | TEAM         | GP  | GS | TACKLES |      |      | SK  | YDS | INTERCEPTIONS |     |    |    |    | FUMBLES |    |
|------------|--------------|-----|----|---------|------|------|-----|-----|---------------|-----|----|----|----|---------|----|
|            |              |     |    | TOT     | SOLO | ASST |     |     | INT           | YDS | LG | TD | PD | FF      | FR |
| 2017       | ATLANTA      | 12  | 6  | 24      | 12   | 12   | 0.0 | 0.0 | 0             | 0   | -  | 0  | 0  | 0       | 0  |
| 2018       | ATLANTA      | 16  | 10 | 57      | 36   | 21   | 0.0 | 0.0 | 0             | 0   | -  | 0  | 2  | 0       | 0  |
| 2019       | ATLANTA      | 4   | 0  | 0       | 0    | 0    | 0.0 | 0.0 | 0             | 0   | -  | 0  | 0  | 0       | 0  |
|            | PHILADELPHIA | 12  | 0  | 5       | 5    | 0    | 0.0 | 0.0 | 0             | 0   | -  | 0  | 0  | 0       | 1  |
| 2020       | PHILADELPHIA | 13  | 8  | 46      | 25   | 21   | 0.5 | 0.0 | 1             | 7   | 7  | 0  | 1  | 1       | 0  |
| 2021       | MIAMI        | 16  | 3  | 21      | 13   | 8    | 0.0 | 0.0 | 0             | 0   | -  | 0  | 0  | 0       | 0  |
| 2022       | MIAMI        | 17  | 2  | 41      | 23   | 18   | 1.0 | 2.0 | 0             | 0   | -  | 0  | 2  | 0       | 0  |
| 2023       | MIAMI        | 17  | 5  | 38      | 28   | 10   | 0.5 | 0.5 | 0             | 0   | -  | 0  | 1  | 1       | 0  |
| NFL TOTALS |              | 107 | 34 | 232     | 142  | 90   | 2.0 | 2.5 | 1             | 7   | 7  | 0  | 6  | 2       | 1  |

## DUKE RILEY'S NFL PLAYOFF STATS

| YEAR           | TEAM         | GP | GS | TACKLES |      |      | SK  | YDS | INTERCEPTIONS |     |    |    |    | FUMBLES |    |
|----------------|--------------|----|----|---------|------|------|-----|-----|---------------|-----|----|----|----|---------|----|
|                |              |    |    | TOT     | SOLO | ASST |     |     | INT           | YDS | LG | TD | PD | FF      | FR |
| 2017           | ATLANTA      | 2  | 0  | 2       | 2    | 0    | 0.0 | 0.0 | 0             | 0   | -  | 0  | 0  | 0       | 0  |
| 2019           | PHILADELPHIA | 1  | 0  | 0       | 0    | 0    | 0.0 | 0.0 | 0             | 0   | -  | 0  | 0  | 0       | 0  |
| 2022           | MIAMI        | 1  | 0  | 2       | 2    | 0    | 0.0 | 0.0 | 0             | 0   | -  | 0  | 0  | 1       | 0  |
| 2023           | MIAMI        | 1  | 1  | 10      | 2    | 8    | 0.0 | 0.0 | 0             | 0   | -  | 0  | 0  | 0       | 0  |
| PLAYOFF TOTALS |              | 5  | 1  | 14      | 6    | 8    | 0.0 | 0.0 | 0             | 0   | -  | 0  | 0  | 1       | 0  |



### ADDITIONAL STATS

**Special Teams Tackles:** (Atlanta) 6 in 2017 (P-1), 3 in 2018, (Philadelphia) 9 in 2019 (P-1), 9 in 2020, (Miami) 5 in 2021, 4 in 2022, 4 in 2023 for total of 40 (P-2).  
**Blocked Punts:** (Miami) 1 vs. Carolina on 11/28/21.

### SINGLE-GAME CAREER HIGHS

|                           |     |  |
|---------------------------|-----|--|
| <b>Tackles:</b>           | 13  | vs. New Orleans, 9/23/18               |
| <b>Sacks:</b>             | 1.0 | at Chicago, 11/6/22                    |
| <b>Interceptions:</b>     | 1   | vs. New Orleans, 12/13/20              |
| <b>Passes Defensed:</b>   | 1   | 6 times, last: vs. N.Y. Jets, 12/17/23 |
| <b>Forced Fumbles:</b>    | 1   | Twice, last: at Washington, 12/3/23    |
| <b>Fumble Recoveries:</b> | 1   | vs. Chicago, 11/3/19                   |



# JASON SANDERS

**KICKER // 5-11 // 195 // NEW MEXICO '18**  
**ACQUIRED: D7B, '18**  
**HOMETOWN: ORANGE, CALIF. // BORN: 11/16/95**  
**NFL: SIXTH SEASON // DOLPHINS: SIXTH SEASON**

## NFL CAREER

### TRANSACTIONS:

- 7th-round pick (229th overall) by Miami in the 2018 NFL Draft.

### CAREER HONORS:

- AFC Special Teams Player of the Week (vs. Dallas, 12/24/23).
- 2020 1st-team All-Pro.
- AFC Special Teams Player of the Week (at Las Vegas, 12/26/20).
- AFC Special Teams Player of the Month (November 2020).
- AFC Special Teams Player of the Month (October 2020).
- AFC Special Teams Player of the Week (at San Francisco, 10/11/20).
- Caught a 1-yard TD pass from P Matt Haack on Dec. 1, 2019, a play dubbed "Mountaineer Shot." The play won the 2019 NFL Bridgestone Clutch Performance of the Year.
- AFC Special Teams Player of the Month (December 2019).
- AFC Special Teams Player of the Week (vs. Philadelphia, 12/1/19).
- AFC Special Teams Player of the Week (at Indianapolis, 11/10/19).
- 2018 PFWA All-Rookie Team.

### CAREER HIGHLIGHTS:

- Played in 99 career games.
- 150-for-180 field goals (83.3 pct.); 233-for-240 extra points (97.1 pct.).
- 1 reception for 1 yard and 1 TD.
- 3 solo special teams tackles.
- Appeared in 2 postseason games.
- Is the franchise's all-time career leader in field goal percentage:

| PLAYER                  | YRS            | FGM        | FGA        | PCT.        |
|-------------------------|----------------|------------|------------|-------------|
| 1. <b>JASON SANDERS</b> | <b>2018-23</b> | <b>150</b> | <b>180</b> | <b>83.3</b> |
| 2. Dan Carpenter        | 2008-12        | 127        | 155        | 81.9        |
| 3. Olindo Mare          | 1997-2006      | 245        | 303        | 80.1        |
| 4. Pete Stoyanovich     | 1989-95        | 176        | 222        | 79.3        |
| 5. Caleb Sturgis        | 2013-14        | 55         | 71         | 77.5        |

- Is 4th on the franchise's all-time points chart:

## DOLPHINS ALL-TIME POINTS LEADERS

| PLAYER                  | YRS            | POINTS     |
|-------------------------|----------------|------------|
| 1. Olindo Mare          | 1997-2006      | 1,048      |
| 2. Garo Yepremian       | 1970-78        | 830        |
| 3. Pete Stoyanovich     | 1989-95        | 774        |
| 4. <b>JASON SANDERS</b> | <b>2018-23</b> | <b>689</b> |
| 5. Uwe von Schamann     | 1979-84        | 540        |

- Is 4th on the franchise's made field goals chart:

| PLAYER                  | YRS            | FGM        | FGA        |
|-------------------------|----------------|------------|------------|
| 1. Olindo Mare          | 1997-06        | 245        | 303        |
| 2. Pete Stoyanovich     | 1989-95        | 176        | 222        |
| 3. Garo Yepremian       | 1970-78        | 165        | 242        |
| 4. <b>JASON SANDERS</b> | <b>2018-23</b> | <b>150</b> | <b>180</b> |
| 5. Dan Carpenter        | 2008-12        | 127        | 155        |

- Broke the franchise and NFL record with 10 PATs in 1 game on Sept. 24, 2023 vs. Denver.
- Had a streak of 69 consecutive made PATs from Dec. 15, 2019 to Nov. 28, 2021 that was the longest active streak in the NFL at that time.
- His 22 consecutive FG streak from 2019-20 is the longest in team history:

| PLAYER                            | CONS. FGs |
|-----------------------------------|-----------|
| 1. <b>JASON SANDERS (2019-20)</b> | <b>22</b> |
| 2. Olindo Mare (1999)             | 19        |
| 3. Dan Carpenter (2009)           | 17        |
| 4. Olindo Mare (2000)             | 16        |
| 5. Garo Yepremian (1978)          | 16        |

- His 58 extra points in 2023 are the 2nd-most in single-season team history:

| PLAYER                  | YEAR        | XPM       | XPA       | PCT.        |
|-------------------------|-------------|-----------|-----------|-------------|
| 1. Uwe von Schamann     | 1984        | 66        | 70        | 94.3        |
| 2. <b>JASON SANDERS</b> | <b>2023</b> | <b>58</b> | <b>59</b> | <b>98.3</b> |
| 3. Fuad Revez           | 1986        | 52        | 55        | 94.5        |

- His 36 field goals made in 2020 are 2nd-best in Dolphins history:

| PLAYER                  | YEAR        | FGM       | FGA       | PCT.        |
|-------------------------|-------------|-----------|-----------|-------------|
| 1. Olindo Mare          | 1999        | 39        | 46        | 84.8        |
| 2. <b>JASON SANDERS</b> | <b>2020</b> | <b>36</b> | <b>39</b> | <b>92.3</b> |
| 3. Pete Stoyanovich     | 1991        | 31        | 37        | 83.8        |
| 4. Dan Carpenter        | 2010        | 30        | 41        | 73.2        |
| Pete Stoyanovich        | 1992        | 30        | 37        | 81.1        |

- His 92.3 field goal percentage in 2020 is the best in Dolphins history:

| DOLPHINS SINGLE-SEASON FG% LEADERS |      |     |     |      |
|------------------------------------|------|-----|-----|------|
| PLAYER                             | YEAR | FGM | FGA | PCT. |
| 1. JASON SANDERS                   | 2020 | 36  | 39  | 92.3 |
| 2. Jay Feely                       | 2007 | 21  | 23  | 91.3 |
| Cody Parkey                        | 2017 | 21  | 23  | 91.3 |
| 4. Olindo Mare                     | 2001 | 19  | 21  | 90.5 |
| 5. Olindo Mare                     | 2000 | 28  | 31  | 90.3 |
| 6. JASON SANDERS                   | 2018 | 18  | 20  | 90.0 |

- His 36 field goals made in 2020 ranked 2nd in the league:

| 2020 NFL FIELD GOALS MADE LEADERS |      |     |     |      |
|-----------------------------------|------|-----|-----|------|
| PLAYER                            | TEAM | FGM | FGA | PCT. |
| 1. Younghoe Koo                   | Atl. | 37  | 39  | 94.9 |
| 2. JASON SANDERS                  | MIA. | 36  | 39  | 92.3 |
| 3. Greg Zuerlein                  | LV   | 34  | 41  | 82.9 |
| 4. Daniel Carlson                 | NYG  | 33  | 35  | 94.3 |
| 5. Rodrigo Blankenship            | Ind. | 32  | 37  | 86.5 |

- Led the NFL with 13 field goals made in December 2019 – the most successful field goals in 1 month by an NFL kicker since December 2018 (Justin Tucker, 14).
- His 90.0 field goal percentage in 2018 was 8th-best in the league and 6th-best in Dolphins history.
- Was 1 of just 4 NFL kickers to appear in all 16 games and miss 2 or fewer field goals in 2018.

## 2023 (MIAMI):

- Played in all 17 games.
- 24-for-28 field goals (85.7 pct.); 58-for-59 extra points (98.3 pct.).

**AT L.A. CHARGERS (9/10):** 3-for-3 field goals (100.0 pct.); 3-for-4 extra points (75.0 pct.).

- Made a 41-yard FG on the final play of the 2nd quarter to give Miami a 20-17 halftime lead.

**VS. DENVER (9/24):** 10-for-10 extra points (100.0 pct.).

- His 10 PAT's broke the franchise and NFL record for the most in a game.

**AT N.Y. JETS (11/24):** 2-for-2 field goals (100.0 pct.); 4-for-4 extra points (100.0 pct.).

- Made a 54-yard field goal with 11:16 remaining in the 3rd quarter to extend Miami's lead to 20-6.

**VS. DALLAS (12/24):** 5-for-5 field goals (100.0 pct.); 1-for-1 extra points (100.0 pct.).

- Made FGs from 57, 52, 54, 35 and 29 yards.
- Converted a 29-yard field goal attempt as time expired to give Miami a 22-20 victory and punch the team's ticket to the playoffs.
- Became the 1st player in team history to make 3 50+ yard field goals in the same game.

## POSTSEASON:

**AFC WILD CARD AT KANSAS CITY (1/13):** 1-for-1 extra points (100.0 pct.).

## HONORS:

- AFC Special Teams Player of the Week (vs. Dallas, 12/24).

## 2022 (MIAMI):

- Played in all 17 games.
- 26-for-32 field goals (81.3 pct.); 41-for-44 extra points (93.2 pct.).
- 1 solo special teams tackle.

**VS. NEW ENGLAND (9/11):** 2-for-2 field goals

(100.0 pct.); 2-for-2 extra points (100.0 pct.).

- Made a 43-yard FG in the 1st quarter to give Miami a 3-0 lead.

- Made a 49-yard FG in the 3rd quarter to extend Miami's lead to 20-7.

**VS. PITTSBURGH (10/23):** 3-for-3 field goals (100.0 pct.); 1-for-1 extra points (100.0 pct.).

- Made a 47-yard field goal with 2 seconds remaining in the 1st half to give Miami a 16-10 halftime lead.

**VS. N.Y. JETS (1/8):** 3-for-3 field goals (100.0 pct.).

- Converted a 50-yard field goal attempt with 18 seconds left to give Miami a 9-6 lead and punch the team's ticket to the playoffs.

- It was the longest game-winning or game-tying field goal by a Dolphins player in the final minute of a game since K Andrew Franks made a 55-yard field goal to send the game into overtime on Dec. 24, 2016 at Buffalo, a game Miami also won to punch its playoff ticket.

## POSTSEASON:

**AFC WILD CARD AT BUFFALO (1/15):** 3-for-3 field goals (100.0 pct.); 2-for-2 extra points (100.0 pct.).

- Tied the franchise single-season record for most field goals made in a postseason game with 3.

## 2021 (MIAMI):

- Played in all 17 games.
- 23-for-31 field goals (74.2 pct.); 34-for-35 extra points (97.1 pct.).

**AT NEW ENGLAND (9/12):** 1-for-1 field goals (100.0 pct.); 2-for-2 extra points (100.0 pct.).

- Made a 48-yard FG in the 2nd quarter to tie the score 10-10.

**VS. BALTIMORE (11/11):** 3-for-3 field goals (100.0 pct.); 1-for-1 extra points (100.0 pct.).

- Made a 31-yard FG in the 2nd quarter to tie the score 3-3.
- Made a 22-yard FG in the 2nd quarter to give Miami a 6-3 lead.
- Made a 29-yard FG in the 4th quarter to extend Miami's lead to 9-3.

**VS. NEW ENGLAND (1/9):** 2-for-2 field goals (100.0 pct.); 3-for-3 extra points (100.0 pct.).

- Made a 30-yard FG in the 2nd quarter to extend Miami's lead to 17-0.
- Made a 49-yard FG in the 4th quarter to extend Miami's lead to 27-10.
- It was his 100th career FG.

## 2020 (MIAMI):

- Played in all 16 games.
- 36-for-39 field goals (92.3 pct.); 36-for-36 extra points (100.0 pct.).
- His 36 field goals made in 2020 ranked 2nd in the NFL.
- His 92.3 field goal percentage in 2020 set a franchise record.

**AT SAN FRANCISCO (10/11):** 5-for-5 field goals (100.0 pct.); 4-for-4 extra points (100.0 pct.).

- Made FGs from 26, 50, 29, 31 and 49 yards.
- Became the 1st kicker in Dolphins history to have 3 games with at least 5 field goals.

**AT ARIZONA (11/8):** 2-for-2 field goals (100.0 pct.); 4-for-4 extra points (100.0 pct.).

- Made FGs from 50 and 56 yards.
- Became 1st player in team history to make 2 50+ yard FGs in the same game.
- His 56-yard FG was the 5th-longest in team history.
- Kicked a 50-yard FG with 3:30 remaining that proved to be the game winner.
- Broke K Olindo Mare's team record of consecutive made field goals with 20.

**AT LAS VEGAS (12/26):** 4-for-4 field goals (100.0 pct.); 2-for-2 extra points (100.0 pct.).

- Made FGs from 37, 39, 22 and 44 yards.
- Hit a 44-yard FG with 0:01 remaining to give Miami a 26-25 win.

#### HONORS:

- AFC Special Teams Player of the Week (at San Francisco, 10/11).
- AFC Special Teams Player of the Month (October).
- AFC Special Teams Player of the Month (November).
- AFC Special Teams Player of the Week (at Las Vegas, 12/26).
- 1st-team All-Pro.

#### 2019 (MIAMI):

- Played in all 16 games.
- 23-for-30 field goals (76.7 pct.); 29-for-30 extra points (96.7 pct.).
- Led the NFL with 13 field goals made in the month of December – the most successful field goals in 1 month by an NFL kicker since December 2018 (Justin Tucker, 14).

**AT INDIANAPOLIS (11/10):** 3-for-3 field goals (100.0 pct.); 1-for-1 extra points (100.0 pct.).

- Made the second game-winning kick of his career with a 48-yard FG with 5:45 left in the game to give Miami a 13-12 lead.
- Converted another 48-yard FG with 3:31 remaining to extend Miami's lead to 4 points.
- Also made a 47-yard FG in the 1st quarter.
- Became 1st Dolphins kicker since 1999 (Olindo Mare) to make 3 FGs of 45+ yards in the same game.

**VS. PHILADELPHIA (12/1):** 1-for-1 field goals (100.0 pct.); 2-for-3 extra points (66.7 pct.); 1 reception for 1 yard and 1 TD.

- Made a 51-yard FG to extend Miami's lead 37-28 with 3:37 remaining in the game.
- Caught a 1-yard TD pass from P Matt Haack on 4th-and-goal in the 2nd quarter to give Miami a 14-13 lead.
- It was the first TD reception of his career.
- He became the first kicker to catch a touchdown in the NFL since Denver's Jim Turner on Oct. 16, 1977.
- The last time an NFL kicker scored a touchdown was Arizona's Jay Feely on a 5-yard rush on Dec. 12, 2010 vs. Denver.

**AT N.Y. JETS (12/8):** 7-for-8 field goals (87.5 pct.)

- Made FGs from 22, 25, 28, 31, 53, 48 and 37 yards.
- Broke the single-game franchise record of 6 FGs set by K Olindo Mare on Oct. 17, 1999 at New England.

- Set a franchise record with 8 field goal attempts and is one of just 3 kickers in NFL history to attempt 8 FGs in a game. The last NFL kicker to attempt 8 FGs in a game was Tennessee's Rob Bironas on Oct. 21, 2007 at Houston.
- Became the 8th player in NFL history to kick at least 7 FGs in a game and the 1st since Oct. 14, 2018 when N.Y. Jets K Jason Myers had 7 vs. Indianapolis.

#### HONORS:

- Caught a 1-yard TD pass from P Matt Haack in the Dec. 1 win vs. Philadelphia, a play dubbed "Mountaineer Shot." The play won the NFL Bridgestone Clutch Performance of the Year.
- AFC Special Teams Player of the Week (at Indianapolis, 11/10).
- AFC Special Teams Player of the Week (vs. Philadelphia, 12/1).
- Became the 4th player in team history to win AFC Special Teams Player of the Week twice in 1 season, joining Olindo Mare (1999), Matt Turk (2001) and Dan Carpenter (2010).
- AFC Special Teams Player of the Month (December).

#### 2018 (MIAMI):

- Played in all 16 games.
- 18-for-20 field goals (90.0 pct.); 35-for-36 extra points (97.2 pct.).
- Was 1 of just 4 NFL kickers to appear in all 16 games and miss 2 or fewer field goals.

**VS. TENNESSEE (9/9):** 2-for-2 field goals (100.0 pct.); 3-for-3 extra points (100.0 pct.).

- Made his NFL debut and 1st NFL field goal.

**VS. CHICAGO (10/14):** 3-for-3 field goals (100.0 pct.); 2-for-2 extra points (100.0 pct.).

- Converted a 25-yard field goal in the 3rd quarter to extend Miami's lead 21-13.
- Hit a 47-yard field goal as overtime expired to give the Dolphins a 31-28 win. It was the second-longest game-winning field goal in overtime by a rookie since 1974. Rams K Greg Zuerlein kicked a game-winning 54-yarder as a rookie on 12/2/12.
- It was the first multi-field goal performance of his career.

**AT GREEN BAY (11/11):** 4-for-4 field goals (100.0 pct.).

- Hit field goals from 37, 25, 47 and 40 yards.

#### HONORS:

- PFWA All-Rookie Team.

### BEFORE THE NFL

#### COLLEGE (NEW MEXICO):

- 4-year letterman (2014-17).

**CAREER:** Played in 50 games; 25-of-35 field goals (71.4 pct.) and 111-of-112 PATs (99.1 pct.) for 186 points; 9 special teams tackles; 1 special teams forced fumble; 266 kickoffs and 195 touchbacks.

- Set a school record for consecutive extra points made with 81.
- Set a school record for most 50+ yard field goals (4).

**SENIOR (2017):** Played in all 12 games; 10-of-15 field goals (66.7 pct.) and 28-of-28 PATs (100.0 pct.).

pct.) for 58 points; 1 special teams tackle; 48 kickoffs and 39 touchbacks.

- His 81.3 touchback percentage was 3rd in FBS.

**JUNIOR (2016):** Played in all 13 games; 12-of-13 field goals (92.3 pct.) and 61-of-62 PATs (98.4 pct.) for 97 points; 3 special teams tackles; 84 kickoffs and 69 touchbacks.

- His 83.8 touchback percentage led all of FBS.
- His 59 extra points made set a school record.

**SOPHOMORE (2015):** Played in all 13 games; 3-of-7 field goals (42.9 pct.) and 22-of-22 PATs (100.0 pct.) for 31 points; 72 kickoffs and 50 touchbacks.

**TRUE FRESHMAN (2014):** Played in all 12 games; 5 special teams tackles; 1 special teams forced fumble; 62 kickoffs and 37 touchbacks.

### HIGH SCHOOL (VILLA PARK HS – VILLA PARK, CALIF.)

- Also played soccer.

**SENIOR (2013):** 7-of-12 field goals (58.3 pct.) and 41-of-34 PATs (91.2 pct.); 26 punts for 1,170 yards (45.0 avg.); 57 kickoffs and 38 touchbacks.

- Named his league's Special Teams Player of the Year.

**JUNIOR (2012):** 8-of-15 field goals (53.3 pct.) and 43-of-46 PATs (93.5 pct.); 47 punts for 2,157 yards (45.9 avg.); 81 kickoffs and 54 touchbacks.

- 1st-team all-league.
- 2nd-team all-state.

## OFF THE FIELD

### COMMUNITY:

**2022:**

- Participated in the DCC XII Golf Tournament.

**2021:**

- Volunteered at the Miami Dolphins Food Relief Program Thanksgiving meal distribution with Feeding South Florida to provide 1,000 meal boxes to South Florida families.

**2019:**

- In 2019, helped distribute 500 Thanksgiving meals purchased through player donations to local South Florida families.

### PERSONAL:

- **MAJOR:** Political science with a minor in business.

| JASON SANDERS' NFL REGULAR SEASON STATS |       |    |     |     |      |    |     |     |       |     |
|---|-------|----|-----|-----|------|----|-----|-----|-------|-----|
| YEAR                                    | TEAM  | GP | FGM | FGA | PCT  | LG | XPM | XPA | PCT   | PTS |
| 2018                                    | MIAMI | 16 | 18  | 20  | 90.0 | 50 | 35  | 36  | 97.2  | 89  |
| 2019                                    | MIAMI | 16 | 23  | 30  | 76.7 | 54 | 29  | 30  | 96.7  | 104 |
| 2020                                    | MIAMI | 16 | 36  | 39  | 92.3 | 56 | 36  | 36  | 100.0 | 144 |
| 2021                                    | MIAMI | 17 | 23  | 31  | 74.2 | 51 | 34  | 35  | 97.1  | 103 |
| 2022                                    | MIAMI | 17 | 26  | 32  | 81.3 | 55 | 41  | 44  | 93.2  | 119 |
| 2023                                    | MIAMI | 17 | 24  | 28  | 85.7 | 57 | 58  | 59  | 98.3  | 130 |
| NFL TOTALS                              |       | 99 | 150 | 180 | 83.3 | 57 | 233 | 240 | 97.1  | 689 |

| JASON SANDERS' NFL PLAYOFF STATS |       |    |     |     |       |    |     |     |       |     |
|----------------------------------|-------|----|-----|-----|-------|----|-----|-----|-------|-----|
| YEAR                             | TEAM  | GP | FGM | FGA | PCT   | LG | XPM | XPA | PCT   | PTS |
| 2022                             | MIAMI | 1  | 3   | 3   | 100.0 | 48 | 2   | 2   | 100.0 | 11  |
| 2023                             | MIAMI | 1  | 0   | 0   | 0.0   | -  | 1   | 1   | 100.0 | 1   |
| PLAYOFF TOTALS                   |       | 2  | 3   | 3   | 100.0 | 48 | 3   | 3   | 100.0 | 12  |

### SANDERS' GAME-TYING OR WINNING 4TH QUARTER/OVERTIME KICKS (8)

| DATE        | OPP      | SITUATION   | DIST.    | W/L | FINAL SCORE |
|-------------|----------|---|----------|-----|-------------|
| 1. 10/14/18 | vs. Chi. | Tied 28-28 on the final play of overtime          | 47 yards | W   | 31-28*      |
| 2. 11/10/19 | at Ind.  | Trailing 12-10 with 5:45 remaining                | 48 yards | W   | 16-12       |
| 3. 12/22/19 | vs. Cin. | Tied 35-35 on the final play of overtime          | 37 yards | W   | 38-35*      |
| 4. 11/8/20  | at Ari.  | Tied 31-31 with 3:30 remaining                    | 50 yards | W   | 34-31       |
| 5. 12/26/20 | at LV    | Trailing 23-25 with 0:06 remaining                | 44 yards | W   | 26-25       |
| 6. 9/26/21  | at LV    | Trailing 25-28 with 2:49 remaining in overtime    | 50 yards | L   | 28-31*      |
| 7. 1/8/23   | vs. NYJ  | Tied 6-6 with 0:18 remaining                      | 50 yards | W   | 11-6        |
| 8. 12/24/23 | vs. Dal. | Trailing 20-19 with on the final play of the game | 29 yards | W   | 22-20       |

\* Overtime game

### ADDITIONAL STATS

**Special Teams Tackles:** 1 in 2019, 1 in 2022 for total of 2.  
**Successful Onside Kicks:** 1 in 2019.  
**Onside Kick Recoveries:** 1 in 2019.  
**Receiving:** 1 reception for 1 yard and 1 TD in 2019.

### SINGLE-GAME CAREER HIGHS

**FG Made:** 7 at N.Y. Jets, 12/8/19  
**FG Attempts:** 8 at N.Y. Jets, 12/8/19  
**FG Long:** 57 vs. Dallas, 12/24/23  
**XP Made:** 10 vs. Denver, 9/24/23  
**XP Attempts:** 10 vs. Denver, 9/24/23



DEFENSIVE TACKLE // 6-6 // 300 // FERRIS STATE '18  
 ACQUIRED: WAL., '19 (BAL.)  
 HOMETOWN: PINCKNEY, MICH. // BORN: 9/7/95  
 NFL: SIXTH SEASON // DOLPHINS: FOURTH SEASON

## NFL CAREER

### TRANSACTIONS:

- Awarded off waivers to Miami on Dec. 5, 2019.
- Waived by Baltimore on Dec. 4, 2019.
- Promoted from Baltimore's practice squad on Oct. 5, 2019.
- Signed to Baltimore's practice squad on Sept. 1, 2019.
- Waived by Baltimore on Aug. 31, 2019.
- 7th-round pick (238th overall) by Baltimore in the 2018 NFL Draft.

### CAREER HIGHLIGHTS:

- Played in 76 career games with 50 starts.
- 255 tackles (142 solo), 20.0 sacks, 1 interception, 13 passes defended, 4 forced fumbles and 4 fumble recoveries; 1 interception returned for a TD.
- Started 2 postseason games with Miami.
- His 10.0 sacks in 2023 were the 3rd-most among defensive tackles:

#### 2023 SACK LEADERS (DEFENSIVE TACKLES)

| PLAYER                | TEAM        | SACKS       |
|-----------------------|-------------|-------------|
| 1. Justin Madubuike   | Bal.        | 13.0        |
| 2. Chris Jones        | KC          | 10.5        |
| 3. <b>ZACH SIELER</b> | <b>MIA.</b> | <b>10.0</b> |
| 4. Ed Oliver          | Buf.        | 9.5         |
| 5. Christian Wilkins  | Mia.        | 9.0         |

- Became the 1st defensive tackle in franchise history to record 10.0 sacks in a season in 2023:

#### MOST SACKS BY A DEFENSIVE TACKLE IN FRANCHISE HISTORY (SINGLE-SEASON)

| PLAYER                | YEAR        | SACKS       |
|-----------------------|-------------|-------------|
| 1. <b>ZACH SIELER</b> | <b>2023</b> | <b>10.0</b> |
| 2. Christian Wilkins  | 2023        | 9.0         |
| 3. Bob Baumhower      | 1983        | 8.0         |
| 4. Randy Starks       | 2009        | 7.0         |
| Mike Charles          | 1985        | 7.0         |

- Finished the 2022 season tied for 5th among NFL defensive linemen in total tackles:

#### NFL DEFENSIVE LINEMEN TACKLES LEADERS (2022)

| PLAYER                | TEAM        | TOT       | SOLO      | ASST      |
|-----------------------|-------------|-----------|-----------|-----------|
| 1. Christian Wilkins  | Mia.        | 98        | 59        | 39        |
| 2. Maxx Crosby        | LV          | 87        | 58        | 29        |
| 3. DeForest Buckner   | Ind.        | 74        | 44        | 30        |
| Cameron Heyward       | Pit.        | 74        | 39        | 35        |
| 5. <b>ZACH SIELER</b> | <b>MIA.</b> | <b>70</b> | <b>41</b> | <b>29</b> |
| Grover Stewart        | Ind.        | 70        | 44        | 26        |

### 2023 (MIAMI):

- Started all 17 games.
- 63 tackles (32 solo), 10.0 sacks, 1 interception, 4 passes defended, 1 forced fumble and 2 fumble recoveries; 1 interception returned for a TD.
- Became the 1st defensive tackle in team history with 10+ sacks in a season.
- His 10.0 sacks ranked 3rd in the NFL among defensive tackles.

#### VS. N.Y. GIANTS (10/8): 7 tackles (6 solo) and 2.0 sacks.

- Sacked QB Daniel Jones for a loss of 6 yards on 3rd-and-9 in the 2nd quarter.
- Sacked QB Tyrod Taylor for a loss of 3 yards on 3rd-and-11 in the 4th quarter.

#### VS. TENNESSEE (12/11): 4 tackles (1 solo), 1 interception and 1 pass defended; 1 interception returned for a touchdown.

- Intercepted a pass from QB Will Levis and returned it 5 yards for a touchdown to put Miami on the board in the 1st quarter.

#### VS. N.Y. JETS (12/17): 2 tackles (1 solo), 1.0 sack, 1 pass defended and 1 fumble recovery.

- Helped the defense post a shutout and hold the Jets to the second-fewest total yards allowed in Miami's history (103).
- Recovered a QB Zach Wilson fumble forced by LB Bradley Chubb in the 1st quarter and returned it 3 yards to the Jets 1-yard line, which led to a Miami TD.
- Sacked QB Zach Wilson for a loss of 6 yards in the 2nd quarter.

#### AT BALTIMORE (12/31): 5 tackles (3 solo), 1.0 sack and 1 forced fumble.

- Sacked QB Lamar Jackson for a loss of 9 yards in the 1st quarter.
- Forced a fumble by RB Gus Edwards, which was recovered by S Jevon Holland in the 3rd quarter.

#### VS. BUFFALO (1/7): 7 tackles (2 solo) and 0.5 sack.

- Split a sack of QB Josh Allen with LB Melvin Ingram on 2nd-and-8 in the 4th quarter.
- Became the 1st defensive tackle in Dolphins history to record 10.0 sacks in a season.

### POSTSEASON:

#### AFC WILD CARD AT KANSAS CITY (1/13): 4 assisted tackles and 1 pass defended.

### 2022 (MIAMI):

- Played in all 17 games with 15 starts.

- 70 tackles (41 solo), 3.5 sacks, 4 passes defended and 2 forced fumbles.
  - His 70 tackles were tied for 5th among NFL defensive linemen.
- VS. MINNESOTA (10/16):** 3 tackles (2 solo) and 1 forced fumble.
- Forced a fumble by TE Irv Smith Jr. in the 3rd quarter but it was recovered by Minnesota.
- VS. DETROIT (10/30):** 4 tackles (3 solo), 1.0 sack and 2 passes defended.
- Sacked QB Jared Goff for a loss of 10 yards on a 3rd-and-9 snap in the 4th quarter, forcing a punt.
- VS. CLEVELAND (11/13):** 4 tackles (3 solo) and 1 forced fumble.
- Forced a fumble of RB Nick Chubb in the 1st quarter that was recovered by CB Xavier Howard.
- AT NEW ENGLAND (1/1):** 6 tackles (3 solo) and 1.0 sack.
- Sacked QB Mac Jones on a fourth down in the 4th quarter to turn the ball over on downs.

### POSTSEASON:

- AFC WILD CARD AT BUFFALO (1/15):** 6 tackles (3 solo), 2.0 sacks and 1 fumble recovery.
- Scooped up a fumble of QB Josh Allen forced by S Eric Rowe and returned it 5 yards for a go-ahead TD in the 3rd quarter.
  - It was the 1st fumble returned for a TD in Dolphins postseason history and 1st defensive TD in a Dolphins playoff game since LB A.J. Duhe returned an interception for a 35-yard TD on Jan. 23, 1983 vs. the N.Y. Jets.
  - Split a sack with DT Christian Wilkins of QB Josh Allen on a 3rd-and-8 snap early in the 2nd quarter.
  - Split a sack with DT Christian Wilkins of QB Josh Allen on a 2nd-and-8 snap late in the 2nd quarter.
  - Sacked QB Josh Allen on a 3rd-and-10 play in the 4th quarter that forced a Bills punt.

### 2021 (MIAMI):

- Played in all 17 games with 9 starts.
  - 62 tackles (33 solo), 2.0 sacks, 3 passes defended, 1 forced fumble and 2 fumble recoveries.
- AT NEW ENGLAND (9/12):** 3 tackles (2 solo) and 1 fumble recovery.
- Recovered a RB Rhamondre Stevenson forced by S Eric Rowe in the 1st quarter.
- AT LAS VEGAS (9/26):** 9 tackles (4 solo) and 1 pass defended.
- VS. N.Y. JETS (12/19):** 3 tackles (2 solo), 1.0 sack, 1 pass defended and 1 forced fumble.
- Strip-sacked QB Zach Wilson in the 4th quarter and the fumble was recovered by DE Emmanuel Ogbah.
- AT NEW ORLEANS (12/27):** 6 tackles (3 solo) and 1.0 sack.
- Sacked QB Ian Book for a loss of 11 yards in the 4th quarter.

### 2020 (MIAMI):

- Played in all 16 games with 8 starts.
  - 48 tackles (30 solo) and 3.5 sacks.
- AT ARIZONA (11/8):** 4 tackles (3 solo).
- Teamed up with LB Elandon Roberts to stop RB Chase Edmonds for no gain on a critical 4th-and-1 in the 4th quarter.

- VS. CINCINNATI (12/6):** 3 solo tackles and 1.0 sack.
- Sacked QB Brandon Allen for a loss of 5 yards in the 4th quarter.
- VS. NEW ENGLAND (12/20):** 5 tackles (3 solo) and 1.0 sack.
- Sacked QB Cam Newton for a loss of 7 yards in the 2nd quarter.

### 2019 (BALTIMORE/MIAMI):

- Played in 3 games with 1 start with Miami.
- 8 tackles (3 solo), 1.0 sack and 2 passes defended with Miami.
- Inactive for 1 game with Miami.
- Awarded off waivers to Miami on Dec. 5.
- Played in 4 games with Baltimore.
- Inactive for 4 games with Baltimore.
- 3 tackles (2 solo) with Baltimore.

**AT CINCINNATI (11/10):** 1 solo tackle.

**AT N.Y. GIANTS (12/15):** 1 assisted tackle.

- Made his Dolphins debut.

- VS. CINCINNATI (12/22):** 7 tackles (3 solo), 1.0 sack and 2 passes defended.
- Sacked QB Andy Dalton in the 1st quarter. It was his 1st career sack.

### 2018 (BALTIMORE):

- Played in 2 games.
  - Inactive for 14 games.
  - 1 solo tackle.
- VS. DENVER (9/23):** Played but did not record any stats.
- Made his NFL debut.
- VS. PITTSBURGH (11/4):** 1 solo tackle.
- Made his 1st NFL tackle.

## BEFORE THE NFL

### COLLEGE (FERRIS STATE):

- 3-year starter (2014-17).
- Became the first player from his school to ever be selected in the NFL Draft.

**CAREER:** Played in 39 games with 28 starts; 176 tackles (77 solo), 33 sacks 7 forced fumbles, 4 fumble recoveries and 3 passes defended; 2 blocked kicks.

**SENIOR (2017):** Played in all 13 games; 79 tackles (32 solo), 7 sacks, 2 forced fumbles, 2 fumble recoveries and 2 passes defended; 1 blocked kick.

- 1st-team D2 All-American.
- Great Lakes Intercollegiate Conference (GLIAC) Defensive Lineman of the Year.
- 1st-team All-GLIAC.

**JUNIOR (2016):** Played in all 15 games; 80 tackles (37 solo), 19.5 sacks, 5 forced fumbles, 2 fumble recoveries and 1 pass defended; 1 blocked kick.

- 1st-team All-GLIAC.
- His 19.5 sacks were a school record and led all of NCAA Division II.

**SOPHOMORE (2015):** Played in 11 games; 17 tackles (8 solo) and 6.5 sacks.

**REDSHIRT FRESHMAN (2014):** Did not record any stats.

- Redshirted in 2013.

HIGH SCHOOL (PINCKNEY HS – PINCKNEY, MICH.)

- Also competed in wrestling and track and field.

SENIOR (2012):

- All-conference.

OFF THE FIELD

COMMUNITY:

2023:

- Joined an airline and local hospital to provide a holiday flight and North Pole surprise, complete with gifts and a visit with Santa Claus, for pediatric patients.
- Hosted a Thanksgiving dinner at the Northwest Boys & Girls Club, serving meals and visiting with the kids.

2022:

- Through his Sieler Safe Haven Foundation, surprised 12 kids with a holiday shopping spree at Dick's Sporting Goods.

- Along with defensive teammates, hosted a Thanksgiving dinner at Hard Rock Stadium for 100 kids from Big Brothers Big Sisters of Broward and Miami.
- Established the Sieler Safe Haven Foundation to impact young people of all abilities through a passion for the outdoors and cultural enrichment.

2021:

- Participated in a class visit for Day of Persons with Disabilities with South Florida Special Olympics athletes.
- Volunteered at the Miami Dolphins Food Relief Program Thanksgiving meal distribution with Feeding South Florida to provide 1,000 meal boxes to South Florida families.

PERSONAL:

- **PRONUNCIATION:** Last name is pronounced SEE-ler.
- **MAJOR:** Mechanical engineering.

ZACH SIELER'S NFL REGULAR SEASON STATS

| YEAR       | TEAM      | GP | GS | TACKLES |      |      |      |       | INTERCEPTIONS |     |    |    |    | FUMBLES |    |
|------------|-----------|----|----|---------|------|------|------|-------|---------------|-----|----|----|----|---------|----|
|            |           |    |    | TOT     | SOLO | ASST | SK   | YDS   | INT           | YDS | LG | TD | PD | FF      | FR |
| 2018       | BALTIMORE | 2  | 0  | 1       | 1    | 0    | 0.0  | 0.0   | 0             | 0   | -  | 0  | 0  | 0       | 0  |
| 2019       | BALTIMORE | 4  | 0  | 3       | 2    | 1    | 0.0  | 0.0   | 0             | 0   | -  | 0  | 0  | 0       | 0  |
|            | MIAMI     | 3  | 1  | 8       | 3    | 5    | 1.0  | 8.0   | 0             | 0   | -  | 0  | 2  | 0       | 0  |
| 2020       | MIAMI     | 16 | 8  | 48      | 30   | 18   | 3.5  | 23.5  | 0             | 0   | -  | 0  | 0  | 0       | 0  |
| 2021       | MIAMI     | 17 | 9  | 62      | 33   | 29   | 2.0  | 18.0  | 0             | 0   | -  | 0  | 3  | 1       | 2  |
| 2022       | MIAMI     | 17 | 15 | 70      | 41   | 29   | 3.5  | 31.5  | 0             | 0   | -  | 0  | 4  | 2       | 0  |
| 2023       | MIAMI     | 17 | 17 | 63      | 32   | 31   | 10.0 | 61.5  | 1             | 5   | 5t | 1  | 4  | 1       | 2  |
| NFL TOTALS |           | 76 | 50 | 255     | 142  | 113  | 20.0 | 142.5 | 1             | 5   | 5t | 1  | 13 | 4       | 4  |

ZACH SIELER'S NFL PLAYOFF STATS

| YEAR           | TEAM  | GP | GS | TACKLES |      |      |     |     | INTERCEPTIONS |     |    |    |    | FUMBLES |    |
|----------------|-------|----|----|---------|------|------|-----|-----|---------------|-----|----|----|----|---------|----|
|                |       |    |    | TOT     | SOLO | ASST | SK  | YDS | INT           | YDS | LG | TD | PD | FF      | FR |
| 2022           | MIAMI | 1  | 1  | 6       | 3    | 3    | 2.0 | 4.0 | 0             | 0   | -  | 0  | 0  | 0       | 1  |
| 2023           | MIAMI | 1  | 1  | 4       | 0    | 4    | 0.0 | 0.0 | 0             | 0   | -  | 0  | 1  | 0       | 0  |
| PLAYOFF TOTALS |       | 2  | 2  | 10      | 3    | 7    | 2.0 | 4.0 | 0             | 0   | 0  | 0  | 1  | 0       | 1  |

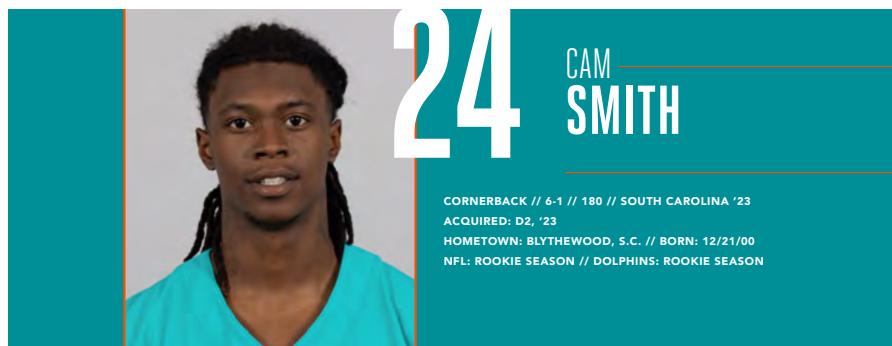
ADDITIONAL STATS

**Defensive Touchdowns:** 5-yard fumble return at Buffalo (1/15/23 – AFC Wild Card); 5-yard interception return vs. Tennessee (12/11/23).

SINGLE-GAME CAREER HIGHS

|                           |     |  |
|---------------------------|-----|--|
| <b>Tackles:</b>           | 9   | at Las Vegas, 9/26/21                  |
| <b>Sacks:</b>             | 2.0 | Twice, last: vs. N.Y. Giants, 10/8/23  |
| <b>Interception</b>       | 1   | vs. Tennessee, 12/11/23                |
| <b>Passes Defensed:</b>   | 2   | Twice, last: at Detroit, 10/30/22      |
| <b>Forced Fumbles:</b>    | 1   | 4 times, last: at Baltimore, 12/31/23  |
| <b>Fumble Recoveries:</b> | 1   | 5 times, last: vs. N.Y. Jets, 12/17/23 |





## NFL CAREER

### TRANSACTIONS:

- 2nd-round pick (51st overall) by Miami in the 2023 NFL Draft.

### CAREER HIGHLIGHTS:

- Played in 15 career games.
- 2 tackles (1 solo).

### 2023 (MIAMI):

- Played in 15 games.
- Inactive for 2 games.
- 2 tackles (1 solo).

**AT L.A. CHARGERS (9/10):** Played but did not record stats.

- Made his NFL debut.

**VS. CAROLINA (10/15):** 1 solo tackle.

**AT N.Y. JETS (11/24):** 1 assisted tackle.

### POSTSEASON:

**AFC WILD CARD AT KANSAS CITY (1/13):** Inactive.

## BEFORE THE NFL

### COLLEGE (SOUTH CAROLINA):

- 4-year letterman (2019-22) and 2-year starter.

**CAREER:** Played in 33 games with 19 starts; 91 tackles (69 solo), 6 interceptions, 24 passes defended and 1 forced fumble; 1 blocked field goal.

**JUNIOR (2022):** Played in 11 games with 9 starts; 27 tackles (23 solo), 1 interception and 6 passes defended; 1 blocked field goal.

- 2nd-team All-SEC.

**SOPHOMORE (2021):** Played in 11 games with 7 starts; 41 tackles (31 solo), 3 interceptions, 14 passes defended and 1 forced fumble.

- 2nd-team All-SEC.

- His 14 passes defended led the team.

**REDSHIRT FRESHMAN (2020):** Played in 8 games with 3 starts; 16 tackles (10 solo), 2 interceptions and 4 passes defended.

- His 2 interceptions were tied for the team lead.

**TRUE FRESHMAN (2019):** Played in 3 games; 7 tackles (5 solo).

- Redshirted

### HIGH SCHOOL (WESTWOOD HS – BLYTHEWOOD, S.C.)

- Also played 3 seasons at Fort Meade High School in Maryland.

**SENIOR (2018):** 65 tackles, 16 passes defended and 4 forced fumbles.

## OFF THE FIELD

### PERSONAL:

- **MAJOR:** Experimental psychology.

## CAM SMITH'S NFL REGULAR SEASON STATS

| 2023 MIAMI PATRICK MCKAY |       |    |    |         |      |      |     |     |               |     |    |    |    |         |    |  |
|--------------------------|-------|----|----|---------|------|------|-----|-----|---------------|-----|----|----|----|---------|----|--|
| YEAR                     | TEAM  | GP | GS | TACKLES |      |      |     |     | INTERCEPTIONS |     |    |    |    | FUMBLES |    |  |
|                          |       |    |    | TOT     | SOLO | ASST | SK  | YDS | INT           | YDS | LG | TD | PD | FF      | FR |  |
| 2023                     | MIAMI | 15 | 0  | 2       | 1    | 1    | 0.0 | 0.0 | 0             | 0   | -  | 0  | 0  | 0       | 0  |  |
| NFL TOTALS               |       | 15 | 0  | 2       | 1    | 1    | 0.0 | 0.0 | 0             | 0   | -  | 0  | 0  | 0       | 0  |  |



## NFL CAREER

### TRANSACTIONS:

- Signed to a reserve/future contract with Miami on Jan. 16, 2023.
- Signed to Miami's practice squad on Sept. 5, 2022.
- Waived by Miami on Aug. 30, 2022.
- Signed to Miami's practice squad on Sept. 2, 2021.
- Waived by Atlanta on Aug. 31, 2021.
- Signed by Atlanta as an undrafted college free agent on May 14, 2021.

### CAREER HIGHLIGHTS:

- Played in 9 career games.

### 2023 (MIAMI):

- Played in 9 games.
- Dressed but did not play in 6 games.
- Inactive for 2 games.

**VS. NEW ENGLAND (10/29):** Played 5 snaps at left tackle.

- Made his NFL debut.

**AT N.Y. JETS (11/24):** Played 20 snaps on offense – 12 at left tackle and 8 at right tackle.

**AT WASHINGTON (12/3):** Played 31 snaps at left tackle.

### POSTSEASON:

**AFC WILD CARD AT KANSAS CITY (1/13):** Inactive.

### 2022 (MIAMI):

- Dressed but did not play 3 games.
- Spent the rest of the season on Miami's practice squad.

### 2021 (ATLANTA/MIAMI):

- Spent the entire season on Miami's practice squad.
- Spent the offseason and training camp with Atlanta.

## BEFORE THE NFL

### COLLEGE (FAYETTEVILLE STATE):

- 3-year starter (2016-17, 19).

### REDSHIRT JUNIOR (2019):

- 1st-team All-CIAA.

### HIGH SCHOOL (LUMBERTON HS – LUMBERTON, N.C.)

- Also competed in track and field.

## OFF THE FIELD

### COMMUNITY:

#### 2021:

- Along with fellow Dolphins rookies, teamed up with Neighbors4Neighbors to provide South Florida families with holiday gifts.
- Volunteered at the Miami Dolphins Food Relief Program Thanksgiving meal distribution with Feeding South Florida to provide 1,000 meal boxes to South Florida families.

### PERSONAL:

- **MAJOR:** Criminal justice with a minor in psychology.

## KION SMITH'S NFL REGULAR SEASON STATS

**GAMES/STARTS:** 2023: 9/0

**NFL TOTALS:** 9/0



TIGHT END // 6-6 // 246 // NOTRE DAME '18  
 ACQUIRED: D4A, '18  
 HOMETOWN: BELTON, TEXAS // BORN: 8/9/95  
 NFL: FIFTH SEASON // DOLPHINS: FIFTH SEASON

## NFL CAREER

### TRANSACTIONS:

- 4th-round pick (123rd overall) by Miami in the 2018 NFL Draft.

### CAREER HONORS:

- 2023 Art Rooney Sportsmanship Award Nominee.

### CAREER HIGHLIGHTS:

- Played in 95 career games with 70 starts.
- 123 receptions for 1,175 yards (9.6 avg.) and 3 TDs.
- 4 carries for 4 yards (1.0 avg.) and 1 TD.
- 8 kickoff returns for 77 yards (9.6 avg.).
- 12 special teams tackles (9 solo).
- 3 miscellaneous tackles.
- Started 2 postseason games.

### 2023 (MIAMI):

- Played in 16 games with 14 starts.
- Inactive for 1 game.
- 35 receptions for 366 yards (10.5 avg.).
- 1 solo special teams tackle.
- 1 miscellaneous tackle.

**AT L.A. CHARGERS (9/10):** 3 receptions for 44 yards (14.7 avg.).

**VS. DALLAS (12/24):** 5 receptions for 56 yards (11.2 avg.).

**AT BALTIMORE (12/31):** 3 receptions for 54 yards (18.0 avg.).

### POSTSEASON:

**AFC WILD CARD AT KANSAS CITY (1/13):** 3 receptions for 12 yards (4.0 avg.).

### HONORS:

- Art Rooney Sportsmanship Award Nominee.

### 2022 (MIAMI):

- Played in 16 games with 15 starts.
- Inactive for 1 game.
- 15 receptions for 129 yards (8.6 avg.) and 1 TD.
- 2 carries for 1 yard (0.5 avg.) and 1 TD.
- 2 kickoff returns for 27 yards (13.5 avg.).
- 2 special teams tackles (1 solo).
- 1 miscellaneous tackle.

**VS. BUFFALO (9/25):** 3 receptions for 23 yards (7.7 avg.).

**AT N.Y. JETS (10/9):** 1 reception for 8 yards; 1 carry

for 1 yard and 1 TD.

- Lined up under center and moved the pile into the end zone for a 1-yard TD run, the 1st TD run of his career.

**VS. HOUSTON (11/27):** 1 reception for 4 yards and 1 TD.

- Caught a 4-yard TD pass from QB Tua Tagovailoa on a 2nd-and-goal snap from the 4-yard line in the 1st quarter.

### POSTSEASON:

**AFC WILD CARD AT BUFFALO (1/15):** 1 reception for 20 yards.

### 2021 (MIAMI):

- Played in all 17 games with 12 starts.
- 34 receptions for 357 yards (10.5 avg.).
- 2 carries for 3 yards (1.5 avg.).
- 2 special teams tackles (1 solo).

**AT JACKSONVILLE IN LONDON (10/17):** 5 receptions for 59 yards (11.8 avg.).

**VS. ATLANTA (10/24):** 3 receptions for 37 yards (12.3 avg.).

**AT N.Y. JETS (11/21):** 4 receptions for 37 yards (9.3 avg.).

### 2020 (MIAMI):

- Played in 15 games with 13 starts.
- Inactive for 1 game.
- 26 receptions for 208 yards (8.0 avg.) and 2 TDs.

**VS. N.Y. JETS (10/18):** 1 reception for 4 yards and 1 TD.

- Caught a 4-yard TD pass from QB Ryan Fitzpatrick in the 2nd quarter to extend Miami's lead to 21-0.
- It was his 1st career TD.

**VS. L.A. CHARGERS (11/15):** 2 receptions for 9 yards (4.5 avg.) and 1 TD.

- Caught a 2-yard TD pass from QB Tua Tagovailoa in the 4th quarter to extend Miami's lead to 26-14.

**VS. NEW ENGLAND (12/20):** 5 receptions for 40 yards (8.0 avg.).

### 2019 (MIAMI):

- Played in all 16 games with 14 starts.
- 7 receptions for 65 yards (9.3 avg.).
- 4 kickoff returns for 45 yards (11.3 avg.).
- 7 special teams tackles (6 solo).
- 1 miscellaneous tackle.

**VS. NEW ENGLAND (9/15):** 1 reception for 24 yards.

**VS. PHILADELPHIA (12/1):** 2 receptions for 13 yards (6.5 avg.); 1 kickoff return for 6 yards.

**VS. CINCINNATI (12/22):** 2 receptions for 18 yards (9.0 avg.); 1 solo special teams tackle.

## 2018 (MIAMI):

- Played in 15 games with 2 starts.
- Inactive for 1 game.
- 6 receptions for 50 yards (8.3 avg.).
- 1 kickoff return for 0 yards (0.0 avg.).

**AT INDIANAPOLIS (11/25):** 2 receptions for 27 yards (13.5 avg.).

- Made 1st career start.
- Made 1st career reception on a 21-yard pass from QB Ryan Tannehill.

**VS. JACKSONVILLE (12/23):** 1 reception for 9 yards (9.0 avg.).

**AT BUFFALO (12/30):** 3 receptions for 14 yards (4.7 avg.).

## BEFORE THE NFL

### COLLEGE (NOTRE DAME):

- 4-year letterman (2014-17) and 2-year starter.
- CAREER:** Played in 41 games with 28 starts; 28 receptions for 381 yards (13.6 avg.) and 6 TDs.

**SENIOR (2017):** Started all 13 games; 15 receptions for 244 yards (16.3 avg.) and 1 TD.

- Helped block for the 7th-best rushing offense in FBS (269.3 rushing yards per game), the school's best finish since 1995.
- Helped the school set a single-season rushing record with 3,503 rushing yards.

**JUNIOR (2016):** Started all 12 games; 9 receptions for 112 yards (12.4 avg.) and 4 TDs.

**SOPHOMORE (2015):** 3 starts; 3 receptions for 18 yards (6.0 avg.) and 1 TD.

**REDSHIRT FRESHMAN (2014):** Played in all 13 games; 1 reception for 7 yards.

- Redshirted in 2013.

## HIGH SCHOOL (BELTON HS – BELTON, TEXAS)

- Played defensive end as a freshman before moving to tight end.

**SENIOR (2012):** 37 receptions for 547 yards (14.8 avg.) and 6 TDs.

- 1st-team all-district.

**JUNIOR (2011):** 22 receptions for 341 yards (15.5 avg.) and 3 TDs.

- 1st-team all-district.

**SOPHOMORE (2010):** 8 receptions for 120 yards (15.0 avg.) and 2 TDs.

## OFF THE FIELD

### COMMUNITY:

**2021:**

- Volunteered at the Miami Dolphins holiday event to spend time with and provide dinner and children's gifts for South Florida families.
- Volunteered at the Miami Dolphins Food Relief Program Thanksgiving meal distribution with Feeding South Florida to provide 1,000 meal boxes to South Florida families.

### PERSONAL:

- **PRONUNCIATION:** Last name is pronounced sm-eye-th.
- **MAJOR:** Sociology.

## DURHAM SMYTHE'S NFL REGULAR SEASON STATS

| YEAR       | TEAM  | GP | GS | RECEIVING |      |      |    |    | RUSHING |     |     |    |    |
|------------|-------|----|----|-----------|------|------|----|----|---------|-----|-----|----|----|
|            |       |    |    | REC       | YDS  | AVG  | LG | TD | ATT     | YDS | AVG | LG | TD |
| 2018       | MIAMI | 15 | 2  | 6         | 50   | 8.3  | 21 | 0  | 0       | 0   | 0.0 | -  | 0  |
| 2019       | MIAMI | 16 | 14 | 7         | 65   | 9.3  | 24 | 0  | 0       | 0   | 0.0 | -  | 0  |
| 2020       | MIAMI | 15 | 13 | 26        | 208  | 8.0  | 19 | 2  | 0       | 0   | 0.0 | -  | 0  |
| 2021       | MIAMI | 17 | 12 | 34        | 357  | 10.5 | 25 | 0  | 2       | 3   | 1.5 | 2  | 0  |
| 2022       | MIAMI | 16 | 15 | 15        | 129  | 8.6  | 26 | 1  | 2       | 1   | 0.5 | 1t | 1  |
| 2023       | MIAMI | 16 | 14 | 35        | 366  | 10.5 | 22 | 0  | 0       | 0   | 0.0 | -  | 0  |
| NFL TOTALS |       | 95 | 70 | 123       | 1175 | 9.6  | 26 | 3  | 4       | 4   | 1.0 | 2  | 1  |

## DURHAM SMYTHE'S NFL PLAYOFF STATS

| YEAR           | TEAM  | GP | GS | RECEIVING |     |      |    |    | RUSHING |     |     |    |    |
|----------------|-------|----|----|-----------|-----|------|----|----|---------|-----|-----|----|----|
|                |       |    |    | REC       | YDS | AVG  | LG | TD | ATT     | YDS | AVG | LG | TD |
| 2022           | MIAMI | 1  | 1  | 1         | 20  | 20.0 | 20 | 0  | 0       | 0   | 0.0 | -  | 0  |
| 2023           | MIAMI | 1  | 1  | 3         | 12  | 4.0  | 5  | 0  | 0       | 0   | 0.0 | -  | 0  |
| PLAYOFF TOTALS |       | 2  | 2  | 4         | 32  | 8.0  | 20 | 0  | 0       | 0   | 0.0 | -  | 0  |

## ADDITIONAL STATS

**Special Teams Tackles:** 7 in 2019, 2 in 2021, 2 in 2022, 1 in 2023 for total of 12.

**Miscellaneous Tackles:** 1 in 2019, 1 in 2022 and 1 in 2023 for total of 3.

**Kickoff Returns:** 1 for 0 yards in 2018, 4 for 45 yards in 2019, 1 in 2020 for 5 yards, 2 in 2022 for 27 yards for total of 8 for 77 yards (9.6 avg.).

**Miscellaneous Fumble Recoveries:** 1 in 2018.

## SINGLE-GAME CAREER HIGHS

**Receptions:** 5 4 times, last: vs. Dallas, 12/24/23

**Receiving Yards:** 59 at Jacksonville in London, 10/17/21

**Longest Reception:** 26 vs. N.Y. Jets, 1/8/23

**Receiving TDs:** 1 3 times, last: vs. Houston, 11/27/22

## 2018 GAME-BY-GAME STATS (MIAMI)

| DATE               | OPPONENT        | P/S         | REC      | YDS       | AVG        | LG        | TD       |
|--------------------|-----------------|-------------|----------|-----------|------------|-----------|----------|
| 09/09              | TENNESSEE       | 1/0         | 0        | 0         | 0.0        | -         | 0        |
| 09/16              | at N.Y. Jets    | 1/0         | 0        | 0         | 0.0        | -         | 0        |
| 09/23              | OAKLAND         | 1/0         | 0        | 0         | 0.0        | -         | 0        |
| 09/30              | at New England  | 1/0         | 0        | 0         | 0.0        | -         | 0        |
| 10/07              | at Cincinnati   | 1/0         | 0        | 0         | 0.0        | -         | 0        |
| 10/14              | CHICAGO         | 1/0         | 0        | 0         | 0.0        | -         | 0        |
| 10/21              | DETROIT         | 1/0         | 0        | 0         | 0.0        | -         | 0        |
| 10/25              | at Houston      | 1/0         | 0        | 0         | 0.0        | -         | 0        |
| 11/04              | N.Y. JETS       | 1/0         | 0        | 0         | 0.0        | -         | 0        |
| 11/11              | at Green Bay    |             | INACTIVE |           |            |           |          |
| 11/25              | at Indianapolis | 1/1         | 2        | 27        | 13.5       | 21        | 0        |
| 12/02              | BUFFALO         | 1/0         | 0        | 0         | 0.0        | -         | 0        |
| 12/09              | NEW ENGLAND     | 1/0         | 0        | 0         | 0.0        | -         | 0        |
| 12/16              | at Minnesota    | 1/1         | 0        | 0         | 0.0        | -         | 0        |
| 12/23              | JACKSONVILLE    | 1/0         | 1        | 9         | 9.0        | 9         | 0        |
| 12/30              | at Buffalo      | 1/0         | 3        | 14        | 4.7        | 5         | 0        |
| <b>2018 TOTALS</b> |                 | <b>15/2</b> | <b>6</b> | <b>50</b> | <b>8.3</b> | <b>21</b> | <b>0</b> |

## 2019 GAME-BY-GAME STATS (MIAMI)

| DATE               | OPPONENT        | P/S          | REC      | YDS       | AVG        | LG        | TD       |
|--------------------|-----------------|--------------|----------|-----------|------------|-----------|----------|
| 09/08              | BALTIMORE       | 1/1          | 0        | 0         | 0.0        | -         | 0        |
| 09/15              | NEW ENGLAND     | 1/1          | 1        | 24        | 24.0       | 24        | 0        |
| 09/22              | at Dallas       | 1/1          | 0        | 0         | 0.0        | -         | 0        |
| 09/29              | L.A. CHARGERS   | 1/0          | 0        | 0         | 0.0        | -         | 0        |
| 10/13              | WASHINGTON      | 1/1          | 0        | 0         | 0.0        | -         | 0        |
| 10/20              | at Buffalo      | 1/1          | 0        | 0         | 0.0        | -         | 0        |
| 10/28              | at Pittsburgh   | 1/1          | 0        | 0         | 0.0        | -         | 0        |
| 11/03              | N.Y. JETS       | 1/1          | 0        | 0         | 0.0        | -         | 0        |
| 11/10              | at Indianapolis | 1/0          | 0        | 0         | 0.0        | -         | 0        |
| 11/17              | BUFFALO         | 1/1          | 0        | 0         | 0.0        | -         | 0        |
| 11/24              | at Cleveland    | 1/1          | 0        | 0         | 0.0        | -         | 0        |
| 12/01              | PHILADELPHIA    | 1/1          | 2        | 13        | 6.5        | 7         | 0        |
| 12/08              | at N.Y. Jets    | 1/1          | 1        | 2         | 2.0        | 2         | 0        |
| 12/15              | at N.Y. Giants  | 1/1          | 0        | 0         | 0.0        | -         | 0        |
| 12/22              | CINCINNATI      | 1/1          | 2        | 18        | 9.0        | 13        | 0        |
| 12/29              | at New England  | 1/1          | 1        | 8         | 8.0        | 8         | 0        |
| <b>2019 TOTALS</b> |                 | <b>16/14</b> | <b>7</b> | <b>65</b> | <b>9.3</b> | <b>24</b> | <b>0</b> |

## 2020 GAME-BY-GAME STATS (MIAMI)

| DATE               | OPPONENT         | P/S          | REC       | YDS        | AVG        | LG        | TD       |
|--------------------|------------------|--------------|-----------|------------|------------|-----------|----------|
| 09/13              | at New England   | 1/1          | 0         | 0          | 0.0        | -         | 0        |
| 09/20              | BUFFALO          | 1/0          | 0         | 0          | 0.0        | -         | 0        |
| 09/24              | at Jacksonville  | 1/1          | 1         | 7          | 7.0        | 7         | 0        |
| 10/04              | SEATTLE          | 1/1          | 2         | 30         | 15.0       | 18        | 0        |
| 10/11              | at San Francisco |              | INACTIVE  |            |            |           |          |
| 10/18              | N.Y. JETS        | 1/0          | 1         | 4          | 4.0        | 4t        | 1        |
| 11/01              | L.A. RAMS        | 1/1          | 2         | 16         | 8.0        | 8         | 0        |
| 11/08              | at Arizona       | 1/1          | 1         | 19         | 19.0       | 19        | 0        |
| 11/15              | L.A. CHARGERS    | 1/1          | 2         | 9          | 4.5        | 7         | 1        |
| 11/22              | at Denver        | 1/1          | 0         | 0          | 0.0        | -         | 0        |
| 11/29              | at N.Y. Jets     | 1/1          | 3         | 19         | 6.3        | 12        | 0        |
| 12/06              | CINCINNATI       | 1/1          | 2         | 16         | 8.0        | 11        | 0        |
| 12/13              | KANSAS CITY      | 1/1          | 2         | 19         | 9.5        | 10        | 0        |
| 12/20              | NEW ENGLAND      | 1/1          | 5         | 40         | 8.0        | 15        | 0        |
| 12/26              | at Las Vegas     | 1/1          | 2         | 6          | 3.0        | 5         | 0        |
| 01/03              | at Buffalo       | 1/1          | 3         | 23         | 7.7        | 11        | 0        |
| <b>2020 TOTALS</b> |                  | <b>15/13</b> | <b>26</b> | <b>208</b> | <b>8.0</b> | <b>19</b> | <b>2</b> |

## 2021 GAME-BY-GAME STATS (MIAMI)

| DATE               | OPPONENT        | P/S          | REC       | YDS        | AVG         | LG        | TD       |
|--------------------|-----------------|--------------|-----------|------------|-------------|-----------|----------|
| 09/12              | at New England  | 1/1          | 1         | 9          | 9.0         | 9         | 0        |
| 09/19              | BUFFALO         | 1/1          | 0         | 0          | 0.0         | -         | 0        |
| 09/26              | at Las Vegas    | 1/0          | 0         | 0          | 0.0         | -         | 0        |
| 10/03              | INDIANAPOLIS    | 1/1          | 2         | 6          | 3.0         | 4         | 0        |
| 10/10              | at Tampa Bay    | 1/0          | 2         | 23         | 11.5        | 21        | 0        |
| 10/17              | at Jacksonville | 1/1          | 5         | 59         | 11.8        | 25        | 0        |
| 10/24              | ATLANTA         | 1/0          | 3         | 37         | 12.3        | 18        | 0        |
| 10/31              | at Buffalo      | 1/1          | 0         | 0          | 0.0         | -         | 0        |
| 11/07              | HOUSTON         | 1/0          | 2         | 27         | 13.5        | 21        | 0        |
| 11/11              | BALTIMORE       | 1/1          | 1         | 23         | 23.0        | 23        | 0        |
| 11/21              | at N.Y. Jets    | 1/0          | 4         | 37         | 9.3         | 18        | 0        |
| 11/28              | CAROLINA        | 1/1          | 5         | 32         | 6.4         | 11        | 0        |
| 12/05              | N.Y. GIANTS     | 1/1          | 0         | 0          | 0.0         | -         | 0        |
| 12/19              | N.Y. JETS       | 1/1          | 1         | 4          | 4.0         | 4         | 0        |
| 12/27              | at New Orleans  | 1/1          | 3         | 31         | 10.3        | 13        | 0        |
| 01/02              | at Tennessee    | 1/1          | 3         | 37         | 12.3        | 21        | 0        |
| 01/09              | NEW ENGLAND     | 1/1          | 2         | 32         | 16.0        | 17        | 0        |
| <b>2021 TOTALS</b> |                 | <b>17/12</b> | <b>34</b> | <b>357</b> | <b>10.5</b> | <b>25</b> | <b>0</b> |

## 2022 GAME-BY-GAME STATS (MIAMI)

| DATE               | OPPONENT         | P/S          | REC       | YDS        | AVG        | LG        | TD       |
|--------------------|------------------|--------------|-----------|------------|------------|-----------|----------|
| 09/11              | NEW ENGLAND      | 1/1          | 1         | 14         | 14.0       | 14        | 0        |
| 09/18              | at Baltimore     | 1/1          | 1         | 5          | 5.0        | 5         | 0        |
| 09/25              | BUFFALO          | 1/1          | 3         | 23         | 7.7        | 13        | 0        |
| 09/29              | at Cincinnati    | 1/1          | 0         | 0          | 0.0        | -         | 0        |
| 10/09              | at N.Y. Jets     | 1/1          | 1         | 8          | 8.0        | 8         | 0        |
| 10/16              | MINNESOTA        |              | INACTIVE  |            |            |           |          |
| 10/23              | PITTSBURGH       | 1/1          | 0         | 0          | 0.0        | -         | 0        |
| 10/30              | at Detroit       | 1/1          | 0         | 0          | 0.0        | -         | 0        |
| 11/06              | at Chicago       | 1/1          | 0         | 0          | 0.0        | -         | 0        |
| 11/13              | CLEVELAND        | 1/1          | 0         | 0          | 0.0        | -         | 0        |
| 11/27              | HOUSTON          | 1/1          | 1         | 4          | 4.0        | 4t        | 1        |
| 12/04              | at San Francisco | 1/0          | 2         | 21         | 10.5       | 19        | 0        |
| 12/11              | at L.A. Chargers | 1/1          | 0         | 0          | 0.0        | -         | 0        |
| 12/17              | at Buffalo       | 1/1          | 1         | -2         | -2.0       | -2        | 0        |
| 12/25              | GREEN BAY        | 1/1          | 1         | 8          | 8.0        | 8         | 0        |
| 01/01              | at New England   | 1/1          | 1         | 9          | 9.0        | 9         | 0        |
| 01/08              | N.Y. JETS        | 1/1          | 3         | 39         | 13.0       | 26        | 0        |
| <b>2022 TOTALS</b> |                  | <b>16/15</b> | <b>15</b> | <b>129</b> | <b>8.6</b> | <b>26</b> | <b>1</b> |

| DATE  | OPPONENT    | P/S | REC | YDS | AVG  | LG | TD |
|-------|-------------|-----|-----|-----|------|----|----|
| 01/15 | at Buffalo* | 1/1 | 1   | 20  | 20.0 | 20 | 0  |

\* AFC Wild Card game

## 2023 GAME-BY-GAME STATS (MIAMI)

| DATE               | OPPONENT         | P/S          | REC       | YDS        | AVG         | LG        | TD       |
|--------------------|------------------|--------------|-----------|------------|-------------|-----------|----------|
| 09/10              | at L.A. Chargers | 1/1          | 3         | 44         | 14.7        | 18        | 0        |
| 09/17              | at New England   | 1/1          | 3         | 23         | 7.7         | 9         | 0        |
| 09/24              | DENVER           | 1/1          | 1         | 15         | 15.0        | 15        | 0        |
| 10/01              | at Buffalo       | 1/1          | 4         | 41         | 10.3        | 22        | 0        |
| 10/08              | N.Y. GIANTS      | 1/0          | 0         | 0          | 0.0         | -         | 0        |
| 10/15              | CAROLINA         | 1/1          | 0         | 0          | 0.0         | -         | 0        |
| 10/22              | at Philadelphia  | 1/1          | 0         | 0          | 0.0         | -         | 0        |
| 10/29              | NEW ENGLAND      | 1/1          | 3         | 28         | 9.3         | 15        | 0        |
| 11/05              | at Kansas City   | 1/1          | 3         | 17         | 5.7         | 8         | 0        |
| 11/19              | LAS VEGAS        |              | INACTIVE  |            |             |           |          |
| 11/24              | at N.Y. Jets     | 1/1          | 1         | 10         | 10.0        | 10        | 0        |
| 12/03              | at Washington    | 1/1          | 0         | 0          | 0.0         | -         | 0        |
| 12/11              | TENNESSEE        | 1/1          | 2         | 16         | 8.0         | 9         | 0        |
| 12/17              | N.Y. JETS        | 1/1          | 4         | 32         | 8.0         | 11        | 0        |
| 12/24              | DALLAS           | 1/0          | 5         | 56         | 11.2        | 21        | 0        |
| 12/31              | at Baltimore     | 1/1          | 3         | 54         | 18.0        | 22        | 0        |
| 01/07              | BUFFALO          | 1/1          | 3         | 30         | 10.0        | 14        | 0        |
| <b>2023 TOTALS</b> |                  | <b>16/14</b> | <b>35</b> | <b>366</b> | <b>10.5</b> | <b>22</b> | <b>0</b> |

| DATE  | OPPONENT        | P/S | REC | YDS | AVG | LG | TD |
|-------|-----------------|-----|-----|-----|-----|----|----|
| 01/13 | at Kansas City* | 1/1 | 3   | 12  | 4.0 | 5  | 0  |

\* AFC Wild Card game



# 1

## TUA TAGOVAILOA

QUARTERBACK // 6-1 // 227 // ALABAMA '20  
 ACQUIRED: D1A, '20  
 HOMETOWN: EWA BEACH, HAWAII // BORN: 3/2/98  
 NFL: FOURTH SEASON // DOLPHINS: FOURTH SEASON




## NFL CAREER

### TRANSACTIONS:

- 1st-round pick (5th overall) by Miami in the 2020 NFL Draft.

### CAREER HONORS:

- 2023 Pro Bowl selection.
- AFC Offensive Player of the Month (September 2023).
- AFC Offensive Player of the Week (at L.A. Chargers, 9/10/23).
- FedEx Air NFL Player of the Week (at L.A. Chargers, 9/10/23).
- No. 82 on the NFL Network Top 100 list in 2023.
- 2022 Don Shula Leadership Award.
- 2022 Polynesian Offensive Player of the Year.
- FedEx Air NFL Player of the Week (vs. Cleveland, 11/13/22).
- FedEx Air NFL Player of the Week (at Chicago, 11/6/22).
- FedEx Air NFL Player of the Week (at Detroit, 10/30/22).
- AFC Offensive Player of the Week (at Baltimore, 9/18/22).
- FedEx Air NFL Player of the Week (at Baltimore, 9/18/22).
- Pepsi NFL Rookie of the Week (vs. Kansas City, 12/13/20).
- Pepsi NFL Rookie of the Week (vs. Cincinnati, 12/6/20).

### CAREER HIGHLIGHTS:

- Played in 53 career games with 51 starts.
- 1,096-of-1,638 passing (66.9 pct.) for 12,639 yards, 81 TDs and a QB rating of 97.1.
- 137 carries for 381 yards (2.8 avg.) and 6 TDs.
- Started 1 postseason game.
- His 97.1 passer rating is the best in team history:

| HIGHEST PASSER RATING IN DOLPHINS HISTORY<br>(min. 250 att.) |         |        |
|--|---------|--------|
| PLAYER   | YRS     | RATING |
| 1. TUA TAGOVAILOA  | 2020-23 | 97.1   |
| 2. Chad Pennington   | 2008-10 | 94.5   |
| 3. Ryan Fitzpatrick  | 2019-20 | 89.0   |
| 4. Ryan Tannehill  | 2012-18 | 87.0   |
| 5. Dan Marino  | 1983-99 | 86.4   |

- His 66.9 completion percentage is 2nd-best in team history:

| HIGHEST COMPLETION PERCENTAGE IN DOLPHINS HISTORY<br>(min. 150 comp.) |         |       |       |      |
|---|---------|-------|-------|------|
| PLAYER  | YRS     | ATT   | CMP   | PCT. |
| 1. Chad Pennington  | 2008-10 | 552   | 373   | 67.6 |
| 2. TUA TAGOVAILOA   | 2020-23 | 1,638 | 1,096 | 66.9 |
| 3. Ryan Fitzpatrick   | 2019-20 | 769   | 494   | 64.2 |
| 4. Ryan Tannehill   | 2012-18 | 2,911 | 1,829 | 62.8 |
| 5. Jay Cutler   | 2017    | 429   | 266   | 62.0 |

- His 2.26 interception rate is 3rd-lowest in team history:

| LOWEST INTERCEPTION RATE IN DOLPHINS HISTORY<br>(min. 150 att.) |         |       |     |      |
|---|---------|-------|-----|------|
| PLAYER  | YRS     | ATT   | INT | INT% |
| 1. Chad Pennington  | 2008-10 | 552   | 9   | 1.63 |
| 2. Cleo Lemon   | 2005-07 | 377   | 7   | 1.86 |
| 3. TUA TAGOVAILOA   | 2020-23 | 1,638 | 37  | 2.26 |
| 4. Ryan Tannehill   | 2012-18 | 2,911 | 75  | 2.58 |
| 5. Gus Frerotte   | 2005    | 494   | 13  | 2.63 |

- His 12 300-yard passing games are the 3rd-most in Dolphins history:

| MOST 300-YARD PASSING GAMES IN DOLPHINS HISTORY |         |               |  |
|---|---------|---------------|--|
| PLAYER  | YRS     | 300+ YD GAMES |  |
| 1. Dan Marino                                   | 1983-99 | 63            |  |
| 2. Ryan Tannehill                               | 2012-18 | 16            |  |
| 3. TUA TAGOVAILOA                               | 2020-23 | 12            |  |
| 4. Ryan Fitzpatrick                             | 2019-20 | 7             |  |
| Chad Henne                                      | 2008-11 | 7             |  |

- His 4,624 passing yards in 2023 led the NFL:

| MOST PASSING YARDS (2023) |      |     |     |       |
|---------------------------|------|-----|-----|-------|
| PLAYER                    | TEAM | ATT | CMP | YDS   |
| 1. TUA TAGOVAILOA         | MIA  | 560 | 388 | 4,624 |
| 2. Jared Goff             | Det. | 605 | 407 | 4,575 |
| 3. Dak Prescott           | Dal. | 590 | 410 | 4,516 |
| 4. Josh Allen             | Buf. | 579 | 385 | 4,306 |
| 5. Brock Purdy            | SF   | 444 | 308 | 4,280 |

- His 4,624 passing yards in 2023 are the 3rd-most in franchise history:

| MOST PASSING YARDS IN A SEASON IN DOLPHINS HISTORY |      |       |
|--|------|-------|
| PLAYER   | YEAR | YDS   |
| 1. Dan Marino                                      | 1984 | 5,084 |
| 2. Dan Marino                                      | 1986 | 4,746 |
| 3. TUA TAGOVAILOA                                  | 2023 | 4,624 |
| 4. Dan Marino                                      | 1994 | 4,453 |
| 5. Dan Marino                                      | 1988 | 4,434 |

- His 101.1 passer rating in 2023 was 5th in the NFL:

| NFL PASSER RATING LEADERS (2023) |               |              |
|----------------------------------|---------------|--------------|
| PLAYER                           | TEAM          | RATING       |
| 1. Brock Purdy                   | San Francisco | 113.0        |
| 2. Dak Prescott                  | Dallas        | 105.9        |
| 3. Kirk Cousins                  | Minnesota     | 103.8        |
| 4. Lamar Jackson                 | Baltimore     | 102.7        |
| 5. <b>TUA TAGOVAILOA</b>         | <b>MIAMI</b>  | <b>101.1</b> |

- His 69.3 completion percentage in 2023 is the best in a season in team history:

| DOLPHINS SINGLE-SEASON COMPLETION PERCENTAGE LEADERS (min. 75 comp.) |             |            |            |             |
|--|-------------|------------|------------|-------------|
| PLAYER   | YEAR        | ATT        | CMP        | PCT.        |
| 1. <b>TUA TAGOVAILOA</b>   | <b>2023</b> | <b>560</b> | <b>388</b> | <b>69.3</b> |
| 2. Ryan Fitzpatrick  | 2020        | 267        | 183        | 68.5        |
| 3. <b>TUA TAGOVAILOA</b>   | <b>2021</b> | <b>388</b> | <b>263</b> | <b>67.8</b> |
| 4. Chad Pennington   | 2008        | 476        | 321        | 67.4        |
| 5. Ryan Tannehill  | 2016        | 389        | 261        | 67.1        |

- In 2022, he became the youngest NFL quarterback since 1984 (Dan Marino) to lead the league in passer rating:

| NFL PASSER RATING LEADERS (2022) |               |              |
|----------------------------------|---------------|--------------|
| PLAYER                           | TEAM          | RATING       |
| 1. <b>TUA TAGOVAILOA</b>         | <b>MIAMI</b>  | <b>105.5</b> |
| 2. Patrick Mahomes               | Kansas City   | 105.2        |
| 3. Jimmy Garoppolo               | San Francisco | 103.0        |
| 4. Jalen Hurts                   | Philadelphia  | 101.5        |
| 5. Geno Smith                    | Seattle       | 100.9        |

- His 112.2 red zone passer rating led the NFL in 2022:

| NFL RED ZONE PASSER RATING LEADERS (2022) |              |              |
|---|--------------|--------------|
| PLAYER                                    | TEAM         | RATING       |
| 1. <b>TUA TAGOVAILOA</b>                  | <b>MIAMI</b> | <b>112.2</b> |
| 2. Andy Dalton                            | New Orleans  | 109.9        |
| 3. Ryan Tannehill                         | Tennessee    | 107.8        |
| 4. Dak Prescott                           | Dallas       | 106.0        |
| 5. Justin Fields                          | Chicago      | 105.7        |

- His 130.1 third-down passer rating led the NFL in 2022:

| NFL THIRD-DOWN PASSER RATING LEADERS (2022) |               |              |
|---|---------------|--------------|
| PLAYER                                      | TEAM          | RATING       |
| 1. <b>TUA TAGOVAILOA</b>                    | <b>MIAMI</b>  | <b>130.1</b> |
| 2. Jimmy Garoppolo                          | San Francisco | 112.8        |
| 3. Joe Burrow                               | Cincinnati    | 112.2        |
| 4. Patrick Mahomes                          | Kansas City   | 105.8        |
| 5. Geno Smith                               | Seattle       | 104.6        |

- His 6 passing TDs on Sept. 18, 2022 at Baltimore were tied for the most in Dolphins history:

| MOST PASSING TDs IN DOLPHINS HISTORY (SINGLE GAME) |                         |            |          |  |
|--|-------------------------|------------|----------|--|
| PLAYER   | DATE, OPP               | YDS        | TDs      |  |
| 1. <b>TUA TAGOVAILOA</b>                           | <b>9/18/22, AT BAL.</b> | <b>469</b> | <b>6</b> |  |
| Dan Marino   | 9/21/86, at NYJ         | 448        | 6        |  |
| Bob Griese   | 11/24/77, at StL        | 207        | 6        |  |
| 4. Dan Marino                                      | Five times              |            | 5        |  |

- His 469 passing yards on Sept. 18, 2022 at Baltimore were the 4th-most in Dolphins history:

| MOST PASSING YARDS IN DOLPHINS HISTORY (SINGLE GAME) |                         |            |
|--|-------------------------|------------|
| PLAYER   | DATE, OPP               | YDS        |
| 1. Dan Marino  | 10/23/88, vs. NYJ       | 521        |
| 2. Dan Marino  | 9/4/94, vs. NE          | 473        |
| 3. Dan Marino  | 12/2/84, vs. LAR        | 470        |
| 4. <b>TUA TAGOVAILOA</b>                             | <b>9/18/22, AT BAL.</b> | <b>469</b> |
| 5. <b>TUA TAGOVAILOA</b>                             | <b>9/10/23, AT LAC</b>  | <b>466</b> |

- His 36 completions on Sept. 18, 2022 at Baltimore were the 4th-most in Dolphins history:

| MOST COMPLETIONS IN DOLPHINS HISTORY (SINGLE GAME) |                         |           |  |
|--|-------------------------|-----------|--|
| PLAYER   | DATE, OPP               | COMP.     |  |
| 1. Dan Marino                                      | 11/16/86, at Buf.       | 39        |  |
| 2. Dan Marino                                      | 11/23/97, at NE         | 38        |  |
| 3. <b>TUA TAGOVAILOA</b>                           | <b>9/18/22, AT BAL.</b> | <b>36</b> |  |
| 4.   | Six times               | 35        |  |

- Became 3rd rookie QB in Super Bowl era (Dak Prescott and Kyle Allen) to not throw an interception in his 1st 5 career starts (min. 100 att.).
- Became the 1st Dolphins rookie QB in team history to win each of his 1st 3 starts.
- Did not throw an interception in 5 consecutive starts (Games 7-10, 12 of the 2020 season), trying the franchise record (Jay Fiedler) for most consecutive starts without an interception.
- Joined QB Carson Wentz (Philadelphia) as only rookie QBs in the Super Bowl era to win each of his 1st 3 NFL starts and not throw an interception.
- His 64.1 completion percentage in 2020 was the best by a rookie in team history:

| HIGHEST COMPLETION PERCENTAGE BY A ROOKIE IN DOLPHINS HISTORY (min. 75 comp.) |             |            |            |             |
|---|-------------|------------|------------|-------------|
| PLAYER  | YRS         | ATT        | CMP        | PCT.        |
| 1. <b>TUA TAGOVAILOA</b>  | <b>2020</b> | <b>290</b> | <b>186</b> | <b>64.1</b> |
| 2. Dan Marino   | 1983        | 296        | 173        | 58.4        |
| 3. Ryan Tannehill   | 2012        | 484        | 282        | 58.3        |
| 4. David Woodley  | 1980        | 327        | 176        | 53.8        |

- His 87.1 passer rating in 2020 was the 2nd-best by a rookie in team history behind only Hall of Famer Dan Marino:

| HIGHEST PASSER RATING BY A ROOKIE IN DOLPHINS HISTORY (min. 150 att.) |             |             |
|---|-------------|-------------|
| PLAYER  | YRS         | RATING      |
| 1. Dan Marino   | 1983        | 96.0        |
| 2. <b>TUA TAGOVAILOA</b>  | <b>2020</b> | <b>87.1</b> |
| 3. Ryan Tannehill   | 2012        | 76.1        |

- Is a 2-time team captain (2022-23).

## 2023 (MIAMI):

- Started all 17 games.
- 388-of-560 passing (69.3 pct.) for 4,624 yards, 29 TDs and a QB rating of 101.1.
- 35 carries for 74 yards (2.1 avg.).
- Served as a team captain.
- His 4,624 yards led the league, and he became the 1st Dolphins player to lead the league in passing since QB Dan Marino in 1992 (4,116).
- Became the 2nd quarterback (Dan Marino) in franchise history to throw for more than 4,500 yards in a season.

**AT L.A. CHARGERS (9/10):** 28-of-45 passing (62.2 pct.) for 466 yards, 3 TDs and a QB rating of 110.0; 5 carries for 5 yards (1.0 avg.).

- Threw his 1st TD pass of the season from 1 yard out to WR River Cracraft.
- Connected on a 35-yard TD pass and 4-yard TD pass to WR Tyreek Hill in the 2nd half.
- His 466 passing yards were the 4th most in a Week 1 game in NFL history.
- It was his 2nd career road game with 450+

passing yards and 3+ passing TDs, joining Joe Montana, Tom Brady, Patrick Mahomes and Boomer Esiason as the only players to do this.

**VS. DENVER (9/24):** 23-of-26 passing (88.5 pct.) for 309 yards, 4 TDs and a QB rating of 155.8.

- Connected with WR Tyreek Hill for a 54-yard TD on the opening drive of the game.
- Threw a no-look pass to RB De'Von Achane for a 4-yard TD in the 2nd quarter.
- Found RB Raheem Mostert for a 19-yard TD in the 3rd quarter.
- Completed a 10-yard TD pass to RB De'Von Achane on the 1st play of the 4th quarter.
- Threw 4+ touchdowns for the 3rd time in his career.
- Helped direct an offense that set franchise records for points scored (70), total yards (726) and rushing yards (350).

**VS. N.Y. GIANTS (10/8):** 22-of-30 passing (73.3 pct.) for 308 yards, 2 TDs and a QB rating of 100.4; 2 carries for 6 yards (3.0 avg.).

- Found WR Jaylen Waddle for a 2-yard TD pass in the 1st quarter.
- Connected with WR Tyreek Hill on a 69-yard TD pass on Miami's 1st possession of the 3rd quarter.

**VS. NEW ENGLAND (10/29):** 30-for-45 passing (66.7 pct.) for 324 yards, 3 TDs and a QB rating of 100.6; 6 carries for 8 yards (1.3 avg.).

- Connected with WR Tyreek Hill on a 42-yard TD pass with 0:22 left in the 1st quarter.
- Completed a 1-yard TD pass to WR Cedrick Wilson Jr. in the 2nd quarter.
- Connected with WR Jaylen Waddle on a 31-yard TD pass to extend Miami's lead to 31-17 with 2:43 left in the game.
- Broke the franchise record for most passing yards in the 1st 8 games of a season with 2,416.

**VS. LAS VEGAS (11/19):** 28-of-39 passing (71.8 pct.) for 325 yards, 2 TDs and a QB rating of 103.0; 2 carries for 6 yards (3.0 avg.).

- Connected with WR Tyreek Hill on a 38-yard TD pass with 2:03 left in the 1st quarter.
- Found RB Salvon Ahmed for an 11-yard TD pass to give Miami a 14-10 lead with 2:28 left in the 2nd quarter.

**VS. DALLAS (12/24):** 24-of-37 (64.9 pct.) for 293 yards, 1 TD and a QB rating of 98.1; 2 carries for -2 yards (-1.0 avg.).

- Connected with RB Raheem Mostert on a 4-yard TD pass in the 2nd quarter.
- Became the 3rd quarterback in team history to top 4,000 yards in a season, joining QB Dan Marino (6 times) and QB Ryan Tannehill (twice).

#### POSTSEASON:

**AFC WILD CARD AT KANSAS CITY (1/13):** 20-of-39 (51.3 pct.) for 199 yards, 1 TD and a QB rating of 63.9; 3 carries for 25 yards (8.3 avg.).

- Connected with WR Tyreek Hill on a 53-yard TD pass in the 2nd quarter.

#### PRO BOWL:

- Selected to start the Pro Bowl for the 1st time in his career.
- Is the 1st Dolphins quarterback to be selected to the Pro Bowl since Dan Marino in 1995.
- Is just the 3rd quarterback in team history to

earn a Pro Bowl nod, joining Hall of Famers Dan Marino (1983-87, 1991-92, 1994-95) and Bob Griese (1970-71, 1973-74, 1977-78).

#### HONORS:

- AFC Offensive Player of the Month (September).
- AFC Offensive Player of the Week (at L.A. Chargers, 9/10).
- FedEx Air NFL Player of the Week (at L.A. Chargers, 9/10).
- No. 82 on the NFL Network Top 100 list.

#### 2022 (MIAMI):

- Started 13 games.
- Inactive for 4 games.
- 259-of-400 passing (64.8 pct.) for 3,548 yards, 25 TDs and a QB rating of 105.5.
- 24 carries for 70 yards (2.9 avg.).
- Led the NFL in passer rating (105.5), red zone passer rating (112.2) and third-down passer rating (130.1).
- Became the youngest NFL quarterback since 1984 (Dan Marino) to lead the NFL in passer rating.
- Served as a team captain.

**AT BALTIMORE (9/18):** 36-of-50 passing (72.0 pct.) for 469 yards, 6 TDs and a QB rating of 124.1; 1 carry for 1 yard.

- Led the largest fourth-quarter comeback (21 points) and road comeback in franchise history.
- Connected on TD passes of 48 and 60 yards to WR Tyreek Hill in the second half.
- Found WR Jaylen Waddle for a 7-yard TD with 14 seconds left to win the game.
- His 6 passing TDs tied a franchise record with Hall of Fame QBs Dan Marino and Bob Griese.
- His 4 passing TDs in the 4th quarter were a Dolphins record.
- His 461 passing yards were the 4th-most in a game in team history and most by anyone not named QB Dan Marino.
- His 36 completions were the 3rd-most in a game in Dolphins annals.
- Became the 2nd-youngest NFL player since 1950 (Patrick Mahomes) to throw for 450+ yards and 6+ TDs in a game.

**AT DETROIT (10/30):** 29-of-36 passing (80.6 pct.) for 382 yards, 3 TDs and a QB rating of 138.7; 5 carries for 19 yards (3.8 avg.).

- Completed TD passes to WR Jaylen Waddle twice (5 and 29 yards) and TE Mike Gesicki (11 yards) in the win.
- Threw for 300 yards for the 2nd time in the season.
- Had 253 passing yards and a 144.7 passer rating in the 1st half.
- Surpassed QB David Woodley (5,928) for sixth place in the team's all-time passing yards chart.

**AT CHICAGO (11/6):** 21-of-30 passing (70.0 pct.) for 302 yards, 3 TDs and a QB rating of 135.7.

- Became the first QB in franchise history to post back-to-back games with 300+ yards passing, 3+ passing TDs and 0 interceptions.
- Completed a 3-yard TD pass to WR Tyreek Hill in the 2nd quarter.
- Threw 2 TD passes in the 3rd quarter – 1 to WR



Jaylen Waddle (18 yards) and 1 to RB Jeff Wilson Jr. (10 yards).

#### POSTSEASON:

**AFC WILD CARD AT BUFFALO (1/15):** Inactive.

#### HONORS:

- Don Shula Leadership Award.
- Polynesian Pro Football Offensive Player of the Year.
- FedEx Air NFL Player of the Week (vs. Cleveland, 11/13).
- FedEx Air NFL Player of the Week (at Chicago, 11/6).
- FedEx Air NFL Player of the Week (at Detroit, 10/30).
- AFC Offensive Player of the Week (at Baltimore, 9/18).
- FedEx Air NFL Player of the Week (at Baltimore, 9/18).

#### 2021 (MIAMI):

- Played in 13 games with 12 starts.
- Dressed but did not play in 1 game.
- Missed 3 games after being placed on injured reserve on Sept. 25 and activated on Oct. 16.
- 263-of-388 passing (67.8 pct.) for 2,653 yards, 16 TDs and a QB rating of 90.1.
- 42 carries for 128 yards (3.0 avg.) and 3 TDs.

**AT JACKSONVILLE IN LONDON (10/17):** 33-of-47 passing (70.2 pct.) for 329 yards, 2 TDs and a QB rating of 95.1; 3 carries for 22 yards (7.3 avg.).

- Completed a 6-yard TD pass to WR Jaylen Waddle in the 1st quarter to give Miami a 7-0 lead.
- Completed a 2-yard TD pass to WR Jaylen Waddle in the 4th quarter.

**VS. ATLANTA (10/24):** 32-of-40 passing (80.0 pct.) for 291 yards, 4 TDs and a QB rating of 109.5.

- Completed a 10-yard TD pass to WR Isaiah Ford in the 1st quarter to give Miami a 7-0 lead.
- Completed a 6-yard TD pass to TE Mike Gesicki in the 3rd quarter.
- Completed a 7-yard TD pass to RB Myles Gaskin in the 4th quarter.
- Completed a 4-yard TD pass to WR Mack Hollins in the 4th quarter to give Miami a 28-27 lead.

**VS. BALTIMORE (11/11):** 8-of-13 passing (61.5 pct.) for 158 yards for a QB rating of 104.0; 3 carries for 0 yards and 1 TD.

- Scored on a 1-yard TD run in the 4th quarter to extend Miami's lead to 22-10.

**AT N.Y. JETS (11/21):** 27-of-33 passing (81.8 pct.) for 273 yards and 2 TDs for a QB rating of 108.7; 3 carries for 6 yards (2.0 avg.).

- Completed a 65-yard TD pass to WR Mack Hollins in the 3rd quarter to give Miami a 14-7 lead.
- Completed a 5-yard TD pass to RB Myles Gaskin in the 4th quarter to give Miami a 21-14 lead.

#### 2020 (MIAMI):

- Played in 10 games with 9 starts.
- Inactive for 1 game.
- Dressed but did not play in 5 games.
- 186-of-290 passing (64.1 pct.) for 1,814 yards, 11 TDs and a QB rating of 87.1.
- 36 carries for 109 yards (3.0 avg.) and 3 TDs.

**VS. N.Y. JETS (10/18):** 2-of-2 passing (100.0 pct.) for 9 yards for a QB rating of 85.4.

- Made his NFL and Dolphins debut.
- Became the 4th left-handed QB to throw a pass for the Dolphins, joining Jim Del Gaizo, Scott Mitchell and Pat White.

**AT ARIZONA (11/8):** 20-of-28 passing (71.4 pct.) for 248 yards, 2 TDs and a QB rating of 122.3; 7 carries for 35 yards (5.0 avg.).

- Completed a 9-yard TD pass to WR Preston Williams to extend Miami's lead to 21-14.
- Completed an 11-yard TD pass to WR Mack Hollins in the 4th quarter to even the score 31-31.
- Trailing by 7 entering the 4th quarter, completed 6-of-8 (75.0 pct.) passes for 67 yards and 1 TD in final frame to lead come-from-behind win.
- Became the 1st Dolphins player to have a game-winning drive in the 4th quarter or OT within his 1st 2 NFL starts since Chad Henne in 2009.
- It was the 1st 4th-quarter comeback of his career.

**VS. KANSAS CITY (12/13):** 28-of-48 passing (58.3 pct.) for 316 yards, 2 TDs and a QB rating for 83.3; 6 carries for 24 yards (4.0 avg.) and 1 TD.

- Completed a 7-yard TD pass to TE Mike Gesicki to give Miami a 7-0 lead.
- Completed a 29-yard TD pass to TE Mike Gesicki in the 4th quarter.
- Scored on a 1-yard TD run in the 4th quarter.
- Posted the 1st 300-yard passing game of his career.

**VS. NEW ENGLAND (12/20):** 20-of-26 passing (76.9 pct.) for 145 yards and a QB rating of 73.4; 3 carries for 9 yards (3.0 avg.) and 2 TDs.

- Scored on a 3-yard TD run in the 4th quarter to give Miami a 15-12 lead.
- Scored on a 1-yard TD run in the 4th quarter to extend Miami's lead to 22-12.
- Became the 5th QB in Dolphins history to have 2 rushing TDs in the same game and 1st since QB Cleo Lemon on 10/14/07 at Cleveland.

#### HONORS:

- Pepsi NFL Rookie of the Week (vs. Kansas City, 12/13).
- Pepsi NFL Rookie of the Week (vs. Cincinnati, 12/6).

### BEFORE THE NFL

#### COLLEGE (ALABAMA):

- 3-year letterman (2017-19) and 2-year starter.

**CAREER:** Played in 33 career games with 24 starts; 474-of-684 passing (69.3 pct.) for 7,442 yards and 87 TDs; 107 carries for 340 yards (3.2 avg.) and 9 TDs.

- His 87 career passing TDs set a school record.
- His 7,442 career passing yards ranked 3rd in school history.

**JUNIOR (2019):** Started 9 games; 180-of-252 passing (71.4 pct.) for 2,840 yards and 33 TDs; 23 carries for 17 yards (0.7 avg.) and 2 TDs.

- Co-Polynesian Player of the Year.
- Won the Bobby Bowden Award (Division I player who epitomizes a student-athlete from a faith perspective).
- 2nd-team All-SEC.

**SOPHOMORE (2018):** Started all 15 games; 245-of-355 passing (69.0 avg.) for 3,966 yards and 43

TDs; 57 carries for 190 yards (3.3 avg.) and 5 TDs.

- His 43 TD passes were a single-season school record.
- His 3,966 passing yards were a single-season school record.
- His 245 completions ranked 4th in school history.
- His 48 total TDs led the SEC and ranked 2nd nationally.
- Consensus All-American.
- Walter Camp Player of the Year.
- Won the Maxwell Award (nation's top all-around player).
- Sporting News National Player of the Year.
- SEC Offensive Player of the Year.
- 1st-team All-SEC.
- Finalist for the Davey O'Brien Award (best quarterback).

**TRUE FRESHMAN (2017):** Played in 9 games; 49-of-77 passing (63.6 pct.) and 11 TDs; 27 carries for 133 yards (4.9 avg.) and 2 TDs.

- Entered the game in the 2nd half and helped team erase 13-0 to win the College Football Playoff National Championship.
- College Football Playoff National Championship Offensive MVP.

## HIGH SCHOOL (SAINT LOUIS SCHOOL – HONOLULU, HAWAII)

**CAREER:** 8,158 passing yards and 84 TDs; 1,727 rushing yards and 27 TDs.

- His 8,158 passing yards were a new Hawaii high school record.

**SENIOR (2016):** 3,932 passing yards and 43 TDs.

- Hawaii Gatorade Player of the Year.
- Won a state championship.

## OFF THE FIELD

### COMMUNITY:

#### 2023:

- Hosted 2nd annual "Luau with Tua" in South Florida, benefitting Special Olympics and the Jason Taylor Foundation.

#### 2022:

- Hosted 1st annual "Luau with Tua" in South Florida, which raised more than \$50,000 for Big Brothers Big Sisters of Miami-Dade and Broward counties.

#### 2021:

- Volunteered at the Miami Dolphins holiday event to spend time with and provide dinner and children's gifts for South Florida families.
- In 2021, established the Tua Foundation, dedicated to the support of youth initiatives, health and wellness and other charitable causes.

#### 2020:

- In 2020, established a \$300,000 permanent scholarship endowment at his high school alma mater, Saint Louis School in Honolulu, Hawaii.

### PERSONAL:

- **PRONUNCIATION:** Name is pronounced TOO-uh TUNG-oh-vai-LOA.
- **MAJOR:** Communication studies.

### TUA TAGOVAILLOA'S NFL REGULAR SEASON PASSING STATS

| YEAR       | TEAM  | GP | GS | ATT  | CMP  | PCT  | YDS   | Y/A | TD | INT | LG  | SK/YDS | RATE  |
|------------|-------|----|----|------|------|------|-------|-----|----|-----|-----|--------|-------|
| 2020       | MIAMI | 10 | 9  | 290  | 186  | 64.1 | 1814  | 6.3 | 11 | 5   | 35  | 20/136 | 87.1  |
| 2021       | MIAMI | 13 | 12 | 388  | 263  | 67.8 | 2653  | 6.8 | 16 | 10  | 65t | 20/152 | 90.1  |
| 2022       | MIAMI | 13 | 13 | 400  | 259  | 64.8 | 3548  | 8.9 | 25 | 8   | 84t | 21/163 | 105.5 |
| 2023       | MIAMI | 17 | 17 | 560  | 388  | 69.3 | 4624  | 8.3 | 29 | 14  | 78t | 29/171 | 101.1 |
| NFL TOTALS |       | 53 | 51 | 1638 | 1096 | 66.9 | 12639 | 7.7 | 81 | 37  | 84t | 90/622 | 97.1  |

### TUA TAGOVAILLOA'S NFL PLAYOFF PASSING STATS

| YEAR           | TEAM  | GP | GS | ATT | CMP | PCT  | YDS | Y/A | TD | INT | LG  | SK/YDS | RATE |
|----------------|-------|----|----|-----|-----|------|-----|-----|----|-----|-----|--------|------|
| 2023           | MIAMI | 1  | 1  | 39  | 20  | 51.3 | 199 | 5.1 | 1  | 1   | 53t | 2/11   | 63.9 |
| PLAYOFF TOTALS |       | 1  | 1  | 39  | 20  | 51.3 | 199 | 5.1 | 1  | 1   | 53t | 2/11   | 63.9 |

### TUA TAGOVAILLOA'S NFL REGULAR SEASON RUSHING/RECEIVING STATS

| YEAR       | TEAM  | GP | GS | RUSHING |     |     |    |    | RECEIVING |     |     |    |    |
|------------|-------|----|----|---------|-----|-----|----|----|-----------|-----|-----|----|----|
|            |       |    |    | ATT     | YDS | AVG | LG | TD | REC       | YDS | AVG | LG | TD |
| 2020       | MIAMI | 10 | 9  | 36      | 109 | 3.0 | 17 | 3  | 0         | 0   | 0.0 | -  | 0  |
| 2021       | MIAMI | 13 | 12 | 42      | 128 | 3.0 | 23 | 3  | 0         | 0   | 0.0 | -  | 0  |
| 2022       | MIAMI | 13 | 13 | 24      | 70  | 2.9 | 18 | 0  | 0         | 0   | 0.0 | -  | 0  |
| 2023       | MIAMI | 17 | 17 | 35      | 74  | 2.1 | 9  | 0  | 0         | 0   | 0.0 | -  | 0  |
| NFL TOTALS |       | 53 | 51 | 137     | 381 | 2.8 | 23 | 6  | 0         | 0   | 0.0 | -  | 0  |

### TUA TAGOVAILLOA'S NFL PLAYOFF RUSHING/RECEIVING STATS

| YEAR           | TEAM  | GP | GS | RUSHING |     |     |    | RECEIVING |     |     |     |
|----------------|-------|----|----|---------|-----|-----|----|-----------|-----|-----|-----|
|                |       |    |    | ATT     | YDS | AVG | LG | TD        | REC | YDS | AVG |
| 2023           | MIAMI | 1  | 1  | 3       | 25  | 8.3 | 14 | 0         | 0   | 0   | 0.0 |
| PLAYOFF TOTALS |       | 1  | 1  | 3       | 25  | 8.3 | 14 | 0         | 0   | 0   | 0.0 |

## ADDITIONAL STATS

**Miscellaneous Tackles:** 1 in 2020, 1 in 2021 for total of 2.  
**Miscellaneous Fumble Recoveries:** 2 in 2021, 1 in 2022, 9 in 2023 for total of 12.  
**Career Regular Season Record As A Starter:** 6-3 in 2020, 7-5 in 2021, 8-5 in 2022, 11-6 in 2023 for total of 32-19 (P-O-1).

## SINGLE-GAME CAREER HIGHS

|  |       |                                      |
|--|-------|--------------------------------------|
| <b>Pass Attempts:</b>                  | 58    | at Buffalo, 1/3/21                   |
| <b>Completions:</b>                    | 36    | at Baltimore, 9/18/22                |
| <b>Passing Yards:</b>                  | 469   | at Baltimore, 9/18/22                |
| <b>TD Passes:</b>                      | 6     | at Baltimore, 9/18/22                |
| <b>Longest Pass:</b>                   | 84t   | vs. Green Bay, 12/25/22              |
| <b>Completion Pct. (min. 20 att.):</b> | 88.5  | vs. Denver, 9/24/23                  |
| <b>Passer Rating:</b>                  | 155.8 | vs. Denver, 9/24/23                  |
| <b>Rush Attempts:</b>                  | 7     | Twice, last: vs. N.Y. Jets, 12/19/21 |
| <b>Rushing Yards:</b>                  | 38    | vs. New England, 1/9/22              |
| <b>Longest Rush:</b>                   | 23    | vs. New England, 1/9/22              |
| <b>Rushing TDs:</b>                    | 2     | vs. New England, 12/20/20            |

## 300-YARD PASSING GAMES (12)

| DATE     | OPP      | ATT | CMP | PCT  | YDS | TD | INT | LG  | RATE  |
|----------|----------|-----|-----|------|-----|----|-----|-----|-------|
| 12/13/20 | vs. KC   | 48  | 28  | 58.3 | 316 | 2  | 1   | 29t | 83.3  |
| 1/3/21   | at Buf.  | 58  | 35  | 60.3 | 361 | 1  | 3   | 31  | 62.5  |
| 10/17/21 | at Jax.  | 47  | 33  | 70.2 | 329 | 2  | 1   | 32  | 95.1  |
| 9/18/22  | at Bal.  | 50  | 36  | 72.0 | 469 | 6  | 2   | 60t | 124.1 |
| 10/30/22 | at Det.  | 36  | 29  | 80.6 | 382 | 3  | 0   | 42  | 138.7 |
| 11/6/22  | at Chi.  | 30  | 21  | 70.0 | 302 | 3  | 0   | 39  | 135.7 |
| 12/25/22 | vs. GB   | 25  | 16  | 64.0 | 310 | 1  | 3   | 84t | 80.8  |
| 9/10/23  | at LAC   | 45  | 28  | 62.2 | 466 | 3  | 1   | 47  | 110.0 |
| 9/24/23  | vs. Den. | 26  | 23  | 88.5 | 309 | 4  | 0   | 54t | 155.8 |
| 10/8/23  | vs. NYG  | 30  | 22  | 73.3 | 308 | 2  | 2   | 69t | 100.4 |
| 10/29/23 | vs. NE   | 45  | 30  | 66.7 | 324 | 3  | 1   | 42t | 100.6 |
| 11/19/23 | vs. LV   | 39  | 28  | 71.8 | 325 | 2  | 1   | 38t | 103.0 |

## TAGOVAILOA'S 4TH QUARTER COMEBACK VICTORIES (6)

| DATE        | OPP      | 4Q DEFICIT | 4Q/OT STATS   | FINAL SCORE |
|-------------|----------|------------|---------------|-------------|
| 1. 11/8/20  | at Ari.  | 24-31      | 8-6-67-1-0    | 34-31       |
| 2. 12/20/20 | vs. NE   | 7-9        | 5-5-28-0-0    | 22-12       |
| 3. 9/18/22  | at Bal.  | 14-35      | 17-13-199-4-0 | 42-38       |
| 4. 9/25/22  | vs. Buf. | 14-17      | 3-2-77-0-0    | 21-19       |
| 5. 9/10/23  | at LAC   | 34-30      | 14-9-124-1-0  | 36-34       |
| 6. 12/24/23 | vs. Dal. | 20-19      | 6-4-31-0-0    | 22-20       |

## TAGOVAILOA'S GAME-WINNING DRIVES (8)

| DATE        | OPP      | GW SCORE             | TIME LEFT | FINAL SCORE |
|-------------|----------|----------------------|-----------|-------------|
| 1. 11/8/20  | at Ari.  | Sanders 50-yd FG     | 3:30      | 34-31       |
| 2. 12/20/20 | vs. NE   | Tagovailoa 3-yd rush | 12:55     | 22-12       |
| 3. 11/21/21 | at NYJ   | Gaskin 5-yard rec    | 10:15     | 24-17       |
| 4. 12/19/21 | vs. NYJ  | Parker 11-yard rec   | 3:37      | 31-24       |
| 5. 9/18/22  | at Bal.  | Waddle 7-yard rec    | 0:14      | 42-38       |
| 6. 9/25/22  | vs. Buf. | Edmonds 3-yard rush  | 10:05     | 21-19       |
| 7. 9/10/23  | at LAC   | T. Hill 4-yard rec   | 1:48      | 36-34       |
| 8. 12/24/23 | vs. Dal. | Sanders 29-yd FG     | 0:00      | 22-20       |

## 2020 GAME-BY-GAME STATS (MIAMI)

| DATE               | OPPONENT         | P/S         | ATT        | CMP        | PCT         | YDS          | TD        | INT      | LG        | SK/YDS        |
|--------------------|------------------|-------------|------------|------------|-------------|--------------|-----------|----------|-----------|---------------|
| 09/13              | at New England   |             |            |            |             | DID NOT PLAY |           |          |           |               |
| 09/20              | BUFFALO          |             |            |            |             | DID NOT PLAY |           |          |           |               |
| 09/24              | at Jacksonville  |             |            |            |             | DID NOT PLAY |           |          |           |               |
| 10/04              | SEATTLE          |             |            |            |             | DID NOT PLAY |           |          |           |               |
| 10/11              | at San Francisco |             |            |            |             | DID NOT PLAY |           |          |           |               |
| 10/18              | N.Y. JETS        | 1/0         | 2          | 2          | 100.0       | 9            | 0         | 0        | 7         | 0/0           |
| 11/01              | L.A. RAMS        | 1/1         | 22         | 12         | 54.5        | 93           | 1         | 0        | 15        | 1/3           |
| 11/08              | at Arizona       | 1/1         | 28         | 20         | 71.4        | 248          | 2         | 0        | 35        | 3/27          |
| 11/15              | N.Y. JETS        | 1/1         | 25         | 15         | 60.0        | 169          | 2         | 0        | 23        | 0/0           |
| 11/22              | at Denver        | 1/1         | 20         | 11         | 55.0        | 83           | 1         | 0        | 13        | 6/33          |
| 11/29              | at N.Y. Jets     |             |            |            |             | INACTIVE     |           |          |           |               |
| 12/06              | CINCINNATI       | 1/1         | 39         | 26         | 66.7        | 296          | 1         | 0        | 35        | 0/0           |
| 12/13              | KANSAS CITY      | 1/1         | 48         | 28         | 58.3        | 316          | 2         | 1        | 29t       | 4/29          |
| 12/20              | NEW ENGLAND      | 1/1         | 26         | 20         | 76.9        | 145          | 0         | 1        | 15        | 2/12          |
| 12/26              | at Las Vegas     | 1/1         | 22         | 17         | 77.3        | 94           | 1         | 0        | 14        | 3/23          |
| 01/03              | at Buffalo       | 1/1         | 58         | 35         | 60.3        | 361          | 1         | 3        | 31        | 1/9           |
| <b>2020 TOTALS</b> |                  | <b>10/9</b> | <b>290</b> | <b>186</b> | <b>64.1</b> | <b>1,814</b> | <b>11</b> | <b>5</b> | <b>35</b> | <b>20/136</b> |

## 2021 GAME-BY-GAME STATS (MIAMI)

| DATE               | OPPONENT        | P/S          | ATT        | CMP        | PCT         | YDS             | TD        | INT       | LG         | SK/YDS        |
|--------------------|-----------------|--------------|------------|------------|-------------|-----------------|-----------|-----------|------------|---------------|
| 09/12              | at New England  | 1/1          | 27         | 16         | 59.3        | 202             | 1         | 1         | 36         | 2/17          |
| 09/19              | BUFFALO         | 1/1          | 4          | 1          | 25.0        | 13              | 0         | 0         | 13         | 2/13          |
| 09/26              | at Las Vegas    |              |            |            |             | INJURED RESERVE |           |           |            |               |
| 10/03              | INDIANAPOLIS    |              |            |            |             | INJURED RESERVE |           |           |            |               |
| 10/10              | at Tampa Bay    |              |            |            |             | INJURED RESERVE |           |           |            |               |
| 10/17              | at Jacksonville | 1/1          | 47         | 33         | 70.2        | 329             | 2         | 1         | 32         | 0/0           |
| 10/24              | ATLANTA         | 1/1          | 40         | 32         | 80.0        | 291             | 4         | 2         | 27         | 1/10          |
| 10/31              | at Buffalo      | 1/1          | 39         | 21         | 53.8        | 205             | 0         | 1         | 40         | 2/11          |
| 11/07              | HOUSTON         |              |            |            |             | DID NOT PLAY    |           |           |            |               |
| 11/11              | BALTIMORE       | 1/0          | 13         | 8          | 61.5        | 158             | 0         | 0         | 64         | 1/6           |
| 11/21              | at N.Y. Jets    | 1/1          | 33         | 27         | 81.8        | 273             | 2         | 1         | 65t        | 0/0           |
| 11/28              | CAROLINA        | 1/1          | 31         | 27         | 87.1        | 230             | 1         | 0         | 57         | 2/26          |
| 12/05              | N.Y. GIANTS     | 1/1          | 41         | 30         | 73.2        | 244             | 2         | 0         | 25         | 2/15          |
| 12/19              | N.Y. JETS       | 1/1          | 27         | 16         | 59.3        | 196             | 2         | 2         | 37         | 1/0           |
| 12/27              | at New Orleans  | 1/1          | 26         | 19         | 73.1        | 198             | 1         | 1         | 40         | 2/25          |
| 01/02              | at Tennessee    | 1/1          | 38         | 18         | 47.4        | 205             | 0         | 1         | 45         | 4/23          |
| 01/09              | NEW ENGLAND     | 1/1          | 22         | 15         | 68.2        | 109             | 1         | 0         | 17         | 1/6           |
| <b>2021 TOTALS</b> |                 | <b>13/12</b> | <b>388</b> | <b>263</b> | <b>67.8</b> | <b>2653</b>     | <b>16</b> | <b>10</b> | <b>65t</b> | <b>20/152</b> |

## 2022 GAME-BY-GAME STATS (MIAMI)


| DATE               | OPPONENT         | P/S          | ATT        | CMP        | PCT         | YDS         | TD        | INT      | LG         | SK/YDS        |
|--------------------|------------------|--------------|------------|------------|-------------|-------------|-----------|----------|------------|---------------|
| 09/11              | NEW ENGLAND      | 1/1          | 33         | 23         | 69.7        | 270         | 1         | 0        | 42t        | 3/28          |
| 09/18              | at Baltimore     | 1/1          | 50         | 36         | 72.0        | 469         | 6         | 2        | 60t        | 1/8           |
| 09/25              | BUFFALO          | 1/1          | 18         | 13         | 72.2        | 186         | 1         | 0        | 45         | 1/7           |
| 09/29              | at Cincinnati    | 1/1          | 14         | 8          | 57.1        | 110         | 0         | 1        | 26         | 1/10          |
| 10/09              | at N.Y. Jets     |              |            |            |             | INACTIVE    |           |          |            |               |
| 10/16              | MINNESOTA        |              |            |            |             | INACTIVE    |           |          |            |               |
| 10/23              | PITTSBURGH       | 1/1          | 35         | 21         | 60.0        | 261         | 1         | 0        | 32         | 0/0           |
| 10/30              | at Detroit       | 1/1          | 36         | 29         | 80.6        | 382         | 3         | 0        | 42         | 2/13          |
| 11/06              | at Chicago       | 1/1          | 30         | 21         | 70.0        | 302         | 3         | 0        | 39         | 0/0           |
| 11/13              | CLEVELAND        | 1/1          | 32         | 25         | 78.1        | 285         | 3         | 0        | 29         | 0/0           |
| 11/27              | HOUSTON          | 1/1          | 36         | 22         | 61.1        | 299         | 1         | 0        | 34         | 4/26          |
| 12/04              | at San Francisco | 1/1          | 33         | 18         | 54.5        | 295         | 2         | 2        | 75t        | 3/20          |
| 12/11              | at L.A. Chargers | 1/1          | 28         | 10         | 35.7        | 145         | 1         | 0        | 60t        | 2/18          |
| 12/17              | at Buffalo       | 1/1          | 30         | 17         | 56.7        | 234         | 2         | 0        | 67t        | 2/17          |
| 12/25              | GREEN BAY        | 1/1          | 25         | 16         | 64.0        | 310         | 1         | 3        | 84t        | 2/16          |
| 01/01              | at New England   |              |            |            |             | INACTIVE    |           |          |            |               |
| 01/08              | N.Y. JETS        |              |            |            |             | INACTIVE    |           |          |            |               |
| <b>2022 TOTALS</b> |                  | <b>13/13</b> | <b>400</b> | <b>259</b> | <b>64.8</b> | <b>3548</b> | <b>25</b> | <b>8</b> | <b>84t</b> | <b>61/451</b> |
| DATE               | OPPONENT         | P/S          | ATT        | CMP        | PCT         | YDS         | TD        | INT      | LG         | SK/YDS        |
| 01/15              | at Buffalo*      |              |            |            |             | INACTIVE    |           |          |            |               |

\* AFC Wild Card game

## 2023 GAME-BY-GAME STATS (MIAMI)

| DATE               | OPPONENT         | P/S          | ATT        | CMP        | PCT         | YDS         | TD        | INT       | LG         | SK/YDS        |
|--------------------|------------------|--------------|------------|------------|-------------|-------------|-----------|-----------|------------|---------------|
| 09/10              | at L.A. Chargers | 1/1          | 45         | 28         | 62.2        | 466         | 3         | 1         | 47         | 0/0           |
| 09/17              | at New England   | 1/1          | 30         | 21         | 70.0        | 249         | 1         | 1         | 32         | 1/5           |
| 09/24              | DENVER           | 1/1          | 26         | 23         | 88.5        | 309         | 4         | 0         | 54t        | 0/0           |
| 10/01              | at Buffalo       | 1/1          | 35         | 25         | 71.4        | 282         | 1         | 1         | 23         | 4/31          |
| 10/08              | N.Y. GIANTS      | 1/1          | 30         | 22         | 73.3        | 308         | 2         | 2         | 69t        | 1/6           |
| 10/15              | CAROLINA         | 1/1          | 31         | 21         | 67.7        | 262         | 3         | 0         | 47         | 0/0           |
| 10/22              | at Philadelphia  | 1/1          | 32         | 23         | 71.9        | 216         | 1         | 1         | 29         | 3/10          |
| 10/29              | NEW ENGLAND      | 1/1          | 45         | 30         | 66.7        | 324         | 3         | 1         | 42t        | 2/12          |
| 11/05              | at Kansas City   | 1/1          | 34         | 21         | 61.8        | 193         | 1         | 0         | 31t        | 3/18          |
| 11/19              | LAS VEGAS        | 1/1          | 39         | 28         | 71.8        | 325         | 2         | 1         | 38t        | 1/2           |
| 11/24              | at N.Y. Jets     | 1/1          | 30         | 21         | 70.0        | 243         | 1         | 2         | 35         | 2/15          |
| 12/03              | at Washington    | 1/1          | 24         | 18         | 75.0        | 280         | 2         | 0         | 78t        | 0/0           |
| 12/11              | TENNESSEE        | 1/1          | 33         | 23         | 69.7        | 240         | 0         | 0         | 25         | 5/32          |
| 12/17              | N.Y. JETS        | 1/1          | 24         | 21         | 87.5        | 224         | 1         | 0         | 60t        | 3/15          |
| 12/24              | DALLAS           | 1/1          | 37         | 24         | 64.9        | 293         | 1         | 0         | 50         | 1/9           |
| 12/31              | at Baltimore     | 1/1          | 38         | 22         | 57.9        | 237         | 2         | 2         | 25         | 3/16          |
| 01/07              | BUFFALO          | 1/1          | 27         | 17         | 63.0        | 173         | 1         | 2         | 24         | 0/0           |
| <b>2023 TOTALS</b> |                  | <b>17/17</b> | <b>560</b> | <b>388</b> | <b>69.3</b> | <b>4624</b> | <b>29</b> | <b>14</b> | <b>78t</b> | <b>29/171</b> |
| DATE               | OPPONENT         | P/S          | ATT        | CMP        | PCT         | YDS         | TD        | INT       | LG         | SK/YDS        |
| 01/13              | at Kansas City*  | 1/1          | 39         | 20         | 51.3        | 199         | 1         | 1         | 53t        | 2/11          |

\* AFC Wild Card game



# 6

## SKYLAR THOMPSON

QUARTERBACK // 6-2 // 219 // KANSAS STATE '22

ACQUIRED: D7B, '22

HOMETOWN: INDEPENDENCE, MO. // BORN: 6/4/97

NFL: SECOND SEASON // DOLPHINS: SECOND SEASON

### NFL CAREER

#### TRANSACTIONS:

- 7th-round pick (247th overall) by Miami in the 2022 NFL Draft.

#### CAREER HIGHLIGHTS:

- Played in 7 career games with 2 starts.
- 60-of-105 passing (57.1 pct.) for 534 yards, 1 TD and a QB rating of 62.2.
- 14 carries for 21 yards (1.5 avg.).
- 1 miscellaneous fumble recovery.
- Started 1 postseason game.

#### 2023 (MIAMI):

- Inactive for all 17 games.

#### POSTSEASON:

**AFC WILD CARD AT KANSAS CITY (1/13):** Inactive.

#### 2022 (MIAMI):

- Played in 7 games with 2 starts.
- Inactive for 7 games.
- Dressed but did not play 3 games.
- 60-of-105 passing (57.1 pct.) for 534 yards, 1 TD and a QB rating of 62.2.
- 14 carries for 21 yards (1.5 avg.).

**AT N.Y. JETS (10/9):** 19-of-33 passing (57.6 pct.) for 166 yards and a QB rating of 58.4.

- Made his NFL debut.

**VS. MINNESOTA (10/16):** 7-of-13 passing (53.8 pct.) for 89 yards and a QB rating of 75.5.

- Made his 1st NFL start.
- Became 1st Dolphins rookie QB drafted in the 7th round or later to start a game since 1980 (David Woodley).

**AT NEW ENGLAND (1/1):** 12-of-21 passing (57.1 pct.) for 104 yards, 1 TD and a QB rating of 66.4.

- Completed a 4-yard pass to TE Mike Gesicki in the 4th quarter for his 1st career TD pass.

**VS. N.Y. JETS (1/8):** 20-of-31 passing (64.5 pct.) for 152 yards and a QB rating of 76.3.

- Won his 1st NFL start with a 4th quarter game-winning drive that secured the team's 1st playoff berth since 2016.

#### POSTSEASON:

**AFC WILD CARD AT BUFFALO (1/15):** 18-of-45 passing (40.0 pct.) for 220 yards, 1 TD and a QB rating of 44.7.

- Became the second-lowest drafted rookie in NFL history to start a playoff game.
- Became the 2nd Dolphins rookie to start a playoff game at QB, joining Dan Marino in 1983.

### BEFORE THE NFL

#### COLLEGE (KANSAS STATE):

- 5-year letterman (2017-21) and 4-year starter.

**CAREER:** Played in 45 games with 40 starts; 552-of-885 passing (62.4 pct.) for 7,134 yards and 42 TDs; 354 carries for 1,087 yards (3.1 avg.) and 26 TDs.

- Is the only player in Kansas State history with over 6,000 passing yards and 1,000 rushing yards in his career.

**GRADUATE (2021):** Started 10 games; 162-of-233 passing (69.5 pct.) for 2,113 yards and 12 TDs; 47 carries for 4 yards (0.1 avg.) and 4 TDs.

**SENIOR (2020):** Started 3 games; 40-of-64 passing (62.5 pct.) for 626 yards and 4 TDs; 19 carries for 38 yards (2.0 avg.) and 3 TDs.

**JUNIOR (2019):** Started all 13 games; 177-of-297 passing (59.6 pct.) for 2,315 yards and 12 TDs; 114 carries for 405 yards (3.6 avg.) and 11 TDs.

- Big-12 honorable mention.

**SOPHOMORE (2018):** Played in 11 games with 10 starts; 122-of-208 passing (58.7 pct.) for 1,391 yards and 9 TDs; 105 carries for 373 yards (3.6 avg.) and 5 TDs.

**REDSHIRT FRESHMAN (2017):** Played in 8 games with 4 starts; 51-of-83 passing (61.4 pct.) for 689 yards and 5 TDs; 69 carries for 267 yards (3.9 avg.) and 3 TDs.

- Honorable mention Big-12 Offensive Freshman of the Year.
- Redshirted in 2016.

#### HIGH SCHOOL (FORT OSAGE HS - INDEPENDENCE, MO.)

- Also was an all-state basketball player.

**SENIOR (2015):** 138-of-204 passing (67.7 pct.) for 2,112 yards and 25 TDs; 188 carries for 1,092 yards (5.8 avg.) and 19 TDs.

- Led team to a 13-1 record and Missouri state championship.

- Missouri Gatorade Player of the Year.

- Simone Award winner.

- 1st-team all-state.

**JUNIOR (2014):** 2,385 passing yards and 24 TDs; 461 rushing yards and 9 TDs.

- 1st-team all-state.

OFF THE FIELD

COMMUNITY:

- Started the “Thompson Family Cancer Research Fund” in memory of his late mother, Teresa Lynn Thompson, and late grandfather, John Walter Thompson.

PERSONAL:

- MAJOR:** Business management with a minor in leadership studies.

SKYLAR THOMPSON'S NFL REGULAR SEASON PASSING STATS

| YEAR       | TEAM  | GP | GS | ATT | CMP | PCT  | YDS | Y/A | TD | INT | LG | SK/YDS | RATE |
|------------|-------|----|----|-----|-----|------|-----|-----|----|-----|----|--------|------|
| 2022       | MIAMI | 7  | 2  | 105 | 60  | 57.1 | 534 | 5.1 | 1  | 3   | 32 | 6/40   | 62.2 |
| 2023       | MIAMI | 0  | 0  | 0   | 0   | 0.0  | 0   | 0   | 0  | 0   | -  | 0/0    | -    |
| NFL TOTALS |       | 7  | 2  | 105 | 60  | 57.1 | 534 | 5.1 | 1  | 3   | 32 | 6/40   | 62.2 |

SKYLAR THOMPSON'S NFL PLAYOFF PASSING STATS

| YEAR           | TEAM  | GP | GS | ATT | CMP | PCT  | YDS | Y/A | TD | INT | LG | SK/YDS | RATE |
|----------------|-------|----|----|-----|-----|------|-----|-----|----|-----|----|--------|------|
| 2022           | MIAMI | 1  | 1  | 45  | 18  | 40.0 | 220 | 4.9 | 1  | 2   | 25 | 4/31   | 44.7 |
| PLAYOFF TOTALS |       | 1  | 1  | 45  | 18  | 40.0 | 220 | 4.9 | 1  | 2   | 25 | 4/31   | 44.7 |

SKYLAR THOMPSON'S NFL REGULAR SEASON RUSHING/RECEIVING STATS

| YEAR       | TEAM  | GP | GS | RUSHING |     |     |    | RECEIVING |     |     |     |    |    |
|------------|-------|----|----|---------|-----|-----|----|-----------|-----|-----|-----|----|----|
|            |       |    |    | ATT     | YDS | AVG | LG | TD        | REC | YDS | AVG | LG | TD |
| 2022       | MIAMI | 7  | 2  | 14      | 21  | 1.5 | 9  | 0         | 0   | 0   | 0.0 | -  | 0  |
| 2023       | MIAMI | 0  | 0  | 0       | 0   | 0.0 | -  | 0         | 0   | 0   | 0.0 | -  | 0  |
| NFL TOTALS |       | 7  | 2  | 14      | 21  | 1.5 | 9  | 0         | 0   | 0   | 0.0 | -  | 0  |

SKYLAR THOMPSON'S NFL PLAYOFF RUSHING/RECEIVING STATS

| YEAR           | TEAM  | GP | GS | RUSHING |     |     |    | RECEIVING |     |     |     |    |    |
|----------------|-------|----|----|---------|-----|-----|----|-----------|-----|-----|-----|----|----|
|                |       |    |    | ATT     | YDS | AVG | LG | TD        | REC | YDS | AVG | LG | TD |
| 2022           | MIAMI | 1  | 1  | 2       | 3   | 1.5 | 2  | 0         | 0   | 0   | 0.0 | -  | 0  |
| PLAYOFF TOTALS |       | 1  | 1  | 2       | 3   | 1.5 | 2  | 0         | 0   | 0   | 0.0 | -  | 0  |

ADDITIONAL STATS

Career Regular Season Record As A Starter: 1-1 in 2022 (P-0-1).  
Miscellaneous Fumble Recoveries: 1 in 2022.

THOMPSON'S GAME-WINNING DRIVES (1)

| DATE      | OPP     | GW SCORE         | TIME LEFT | FINAL SCORE |
|-----------|---------|------------------|-----------|-------------|
| 1. 1/8/23 | vs. NYJ | Sanders 50-yd FG | 0:18      | 11-6        |

2022 GAME-BY-GAME STATS (MIAMI)


| DATE        | OPPONENT         | P/S | ATT | CMP | PCT   | YDS          | TD | INT | LG | SK/YDS |
|-------------|------------------|-----|-----|-----|-------|--------------|----|-----|----|--------|
| 09/11       | NEW ENGLAND      |     |     |     |       | INACTIVE     |    |     |    |        |
| 09/18       | at Baltimore     |     |     |     |       | INACTIVE     |    |     |    |        |
| 09/25       | BUFFALO          |     |     |     |       | INACTIVE     |    |     |    |        |
| 09/29       | at Cincinnati    |     |     |     |       | DID NOT PLAY |    |     |    |        |
| 10/09       | at N.Y. Jets     | 1/0 | 33  | 19  | 57.6  | 166          | 0  | 1   | 30 | 2/8    |
| 10/16       | MINNESOTA        | 1/1 | 13  | 7   | 53.8  | 89           | 0  | 0   | 30 | 1/8    |
| 10/23       | PITTSBURGH       |     |     |     |       | INACTIVE     |    |     |    |        |
| 10/30       | at Detroit       |     |     |     |       | INACTIVE     |    |     |    |        |
| 11/06       | at Chicago       |     |     |     |       | INACTIVE     |    |     |    |        |
| 11/13       | CLEVELAND        | 1/0 | 1   | 1   | 100.0 | 17           | 0  | 0   | 17 | 0/0    |
| 11/27       | HOUSTON          | 1/0 | 5   | 1   | 20.0  | 6            | 0  | 0   | 6  | 1/6    |
| 12/04       | at San Francisco | 1/0 | 1   | 0   | 0.0   | 0            | 0  | 1   | -  | 0/0    |
| 12/11       | at L.A. Chargers |     |     |     |       | DID NOT PLAY |    |     |    |        |
| 12/17       | at Buffalo       |     |     |     |       | DID NOT PLAY |    |     |    |        |
| 12/25       | GREEN BAY        |     |     |     |       | INACTIVE     |    |     |    |        |
| 01/01       | at New England   | 1/0 | 21  | 12  | 57.1  | 104          | 1  | 1   | 23 | 1/6    |
| 01/08       | N.Y. JETS        | 1/1 | 31  | 20  | 64.5  | 152          | 0  | 0   | 32 | 1/12   |
| 2022 TOTALS |                  | 7/2 | 105 | 60  | 57.1  | 534          | 1  | 3   | 6  | 6/40   |
| DATE        | OPPONENT         | P/S | ATT | CMP | PCT   | YDS          | TD | INT | LG | SK/YDS |
| 01/15       | at Buffalo       | 1/1 | 45  | 18  | 40.0  | 220          | 1  | 2   | 25 | 4/31   |

\* AFC Wild Card game

## 2023 GAME-BY-GAME STATS (MIAMI)

| DATE               | OPPONENT         | P/S        | ATT      | CMP      | PCT                         | YDS      | TD       | INT      | LG       | SK/YDS     |
|--------------------|------------------|------------|----------|----------|-----------------------------|----------|----------|----------|----------|------------|
| 09/10              | at L.A. Chargers |            |          |          | INACTIVE – EMERGENCY 3RD QB |          |          |          |          |            |
| 09/17              | at New England   |            |          |          | INACTIVE – EMERGENCY 3RD QB |          |          |          |          |            |
| 09/24              | DENVER           |            |          |          | INACTIVE – EMERGENCY 3RD QB |          |          |          |          |            |
| 10/01              | at Buffalo       |            |          |          | INACTIVE – EMERGENCY 3RD QB |          |          |          |          |            |
| 10/08              | N.Y. GIANTS      |            |          |          | INACTIVE – EMERGENCY 3RD QB |          |          |          |          |            |
| 10/15              | CAROLINA         |            |          |          | INACTIVE – EMERGENCY 3RD QB |          |          |          |          |            |
| 10/22              | at Philadelphia  |            |          |          | INACTIVE – EMERGENCY 3RD QB |          |          |          |          |            |
| 10/29              | NEW ENGLAND      |            |          |          | INACTIVE – EMERGENCY 3RD QB |          |          |          |          |            |
| 11/05              | at Kansas City   |            |          |          | INACTIVE – EMERGENCY 3RD QB |          |          |          |          |            |
| 11/19              | LAS VEGAS        |            |          |          | INACTIVE – EMERGENCY 3RD QB |          |          |          |          |            |
| 11/24              | at N.Y. Jets     |            |          |          | INACTIVE – EMERGENCY 3RD QB |          |          |          |          |            |
| 12/03              | at Washington    |            |          |          | INACTIVE – EMERGENCY 3RD QB |          |          |          |          |            |
| 12/11              | TENNESSEE        |            |          |          | INACTIVE – EMERGENCY 3RD QB |          |          |          |          |            |
| 12/17              | N.Y. JETS        |            |          |          | INACTIVE – EMERGENCY 3RD QB |          |          |          |          |            |
| 12/24              | DALLAS           |            |          |          | INACTIVE – EMERGENCY 3RD QB |          |          |          |          |            |
| 12/31              | at Baltimore     |            |          |          | INACTIVE – EMERGENCY 3RD QB |          |          |          |          |            |
| 01/07              | BUFFALO          |            |          |          | INACTIVE – EMERGENCY 3RD QB |          |          |          |          |            |
| <b>2023 TOTALS</b> |                  | <b>0/0</b> | <b>0</b> | <b>0</b> | <b>0.0</b>                  | <b>0</b> | <b>0</b> | <b>0</b> | <b>-</b> | <b>0/0</b> |
| DATE               | OPPONENT         | P/S        | ATT      | CMP      | PCT                         | YDS      | TD       | INT      | LG       | SK/YDS     |
| 01/13              | at Kansas City*  |            |          |          | INACTIVE – EMERGENCY 3RD QB |          |          |          |          |            |

\* AFC Wild Card game



# 41

## CHANNING TINDALL

**LINEBACKER // 6-2 // 236 // GEORGIA '22**  
**ACQUIRED: D3, '22**  
**HOMETOWN: COLUMBIA, S.C. // BORN: 3/28/00**  
**NFL: SECOND SEASON // DOLPHINS: SECOND SEASON**

### NFL CAREER

**TRANSACTIONS:**

- 3rd-round pick (102nd overall) by Miami in the 2022 NFL Draft.

**CAREER HIGHLIGHTS:**

- Played in 33 career games.
- 6 tackles (2 solo).
- 5 special teams tackles (2 solo).
- Appeared in 2 postseason games.

**2023 (MIAMI):**

- Played in all 17 games.
- 4 tackles (2 solo).
- 4 special teams tackles (1 solo).

**VS. DENVER (9/24):** 1 assisted tackle; 1 assisted special teams tackle.

**AT WASHINGTON (12/3):** 3 tackles (2 solo).

**VS. DALLAS (12/24):** 2 assisted special teams tackles.

**POSTSEASON:**

**AFC WILD CARD AT KANSAS CITY (1/13):** 1 assisted special teams tackle.

**2022 (MIAMI):**

- Played in 16 games.
- Inactive for 1 game.
- 2 assisted tackles.
- 1 solo special teams tackle.

**VS. NEW ENGLAND (9/11):** Played but did not record any stats.

- Made his NFL debut.

**AT N.Y. JETS (10/9):** 1 assisted tackle.

**VS. MINNESOTA (10/16):** 1 assisted tackle.

**POSTSEASON:**

**AFC WILD CARD AT BUFFALO (1/15):** Played but did not record any stats.

### BEFORE THE NFL

**COLLEGE (GEORGIA):**

- 4-year letterman (2018-21).

**CAREER:** Played in 50 games; 108 tackles (54 solo), 12.0 sacks and 1 forced fumble.

**SENIOR (2021):** Played in all 15 games; 67 tackles (35 solo), 5.5 sacks and 1 forced fumble.

- 2nd-team All-SEC.
- His 67 tackles were 3rd on the team.
- Helped his team win the College Football Playoff National Championship.

**JUNIOR (2020):** Played in all 10 games; 15 tackles (12 solo) and 3.0 sacks.

**SOPHOMORE (2019):** Played in 11 games; 9 tackles (4 solo) and 1.5 sacks.

**TRUE FRESHMAN (2018):** Played in all 14 games; 17 tackles (3 solo) and 2.0 sacks.

**HIGH SCHOOL (SPRING VALLEY HS – COLUMBIA, S.C.)**

- Also competed in track and field as a thrower.

**SENIOR (2017):** 190 tackles and 9.0 sacks.

- All-American.
- South Carolina Defensive Player of the Year.
- 1st-team all-state.

### OFF THE FIELD

**PERSONAL:**

- **MAJOR:** Business management.

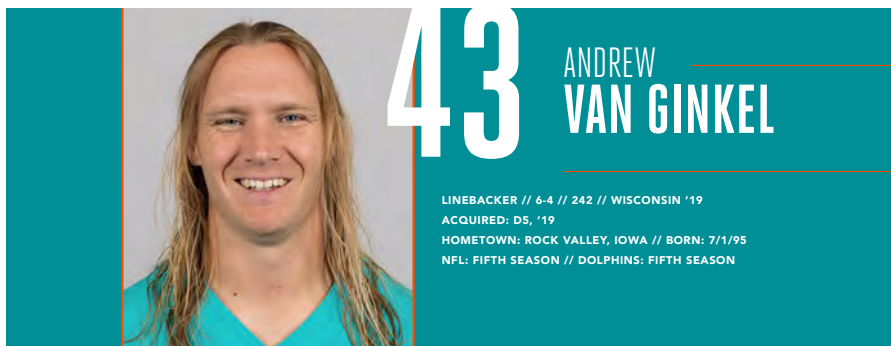
| CHANNING TINDALL'S NFL REGULAR SEASON STATS |       |    |    |         |      |      |     |     |     |               |     |    |    |    |         |    |
|---|-------|----|----|---------|------|------|-----|-----|-----|---------------|-----|----|----|----|---------|----|
| YEAR  | TEAM  | GP | GS | TACKLES |      |      |     |     | YDS | INTERCEPTIONS |     |    |    |    | FUMBLES |    |
|   |       |    |    | TOT     | SOLO | ASST | SK  |     |     | INT           | YDS | LG | TD | PD | FF      | FR |
| 2022  | MIAMI | 16 | 0  | 2       | 0    | 2    | 0.0 | 0.0 | 0   | 0             | 0   | -  | 0  | 0  | 0       | 0  |
| 2023  | MIAMI | 17 | 0  | 4       | 2    | 2    | 0.0 | 0.0 | 0   | 0             | 0   | -  | 0  | 0  | 0       | 0  |
| NFL TOTALS                                  |       | 33 | 0  | 6       | 2    | 4    | 0.0 | 0.0 | 0   | 0             | 0   | -  | 0  | 0  | 0       | 0  |



| CHANNING TINDALL'S NFL PLAYOFF STATS |       |    |    |         |      |      |     |     |               |     |    |    |    |         |    |
|--------------------------------------|-------|----|----|---------|------|------|-----|-----|---------------|-----|----|----|----|---------|----|
| YEAR                                 | TEAM  | GP | GS | TACKLES |      |      |     |     | INTERCEPTIONS |     |    |    |    | FUMBLES |    |
|                                      |       |    |    | TOT     | SOLO | ASST | SK  | YDS | INT           | YDS | LG | TD | PD | FF      | FR |
| 2022                                 | MIAMI | 1  | 0  | 0       | 0    | 0    | 0.0 | 0.0 | 0             | 0   | -  | 0  | 0  | 0       | 0  |
| 2023                                 | MIAMI | 1  | 0  | 0       | 0    | 0    | 0.0 | 0.0 | 0             | 0   | -  | 0  | 0  | 0       | 0  |
| PLAYOFF TOTALS                       |       | 2  | 0  | 0       | 0    | 0    | 0.0 | 0.0 | 0             | 0   | -  | 0  | 0  | 0       | 0  |

ADDITIONAL STATS

Special Teams Tackles: 1 in 2022, 4 in 2023 for a total for 5 (P-1).



# 43

## ANDREW VAN GINKEL

LINEBACKER // 6-4 // 242 // WISCONSIN '19

ACQUIRED: D5, '19

HOMETOWN: ROCK VALLEY, IOWA // BORN: 7/1/95

NFL: FIFTH SEASON // DOLPHINS: FIFTH SEASON

### NFL CAREER

#### TRANSACTIONS:

- 5th-round pick (151st overall) by Miami in the 2019 NFL Draft.

#### CAREER HIGHLIGHTS:

- Played in 73 career games with 42 starts.
- 219 tackles (138 solo), 17.0 sacks, 2 interceptions, 21 passes defended, 4 forced fumbles and 3 fumble recoveries; 1 interception return for a TD; 1 fumble return for a TD.
- 31 special teams tackles (18 solo).
- 1 blocked punt; 1 blocked punt return for a TD.
- Started 1 postseason game.

#### 2023 (MIAMI):

- Played in all 17 games with 11 starts.
- 69 tackles (42 solo), 6.0 sacks, 1 interception, 8 passes defended and 1 fumble recovery; 1 interception returned for a TD.

**AT NEW ENGLAND (9/17):** 6 tackles (2 solo), 1.0 sack and 1 pass defended.

- Sacked QB Mac Jones on 2nd-and-10 for a loss of 10 in the fourth quarter.
- Split a tackle with S Jevon Holland to stop OL Cole Strange inches from the line to gain on 4th-and-4 to force a turnover on downs and clinch the victory.

**VS. DENVER (9/24):** 3 tackles (2 solo) and 1 fumble recovery.

- Recovered a WR Courtland Sutton fumble forced by S Jevon Holland and returned it 29 yards to Denver's 3-yard line.

**AT WASHINGTON (12/3):** 5 tackles (4 solo), 1 interception and 2 passes defended; 1 interception returned for a TD.

- Intercepted a QB Sam Howell pass and returned it 33 yards for a TD in the 1st quarter.

**VS. DALLAS (12/24):** 10 tackles (7 solo), 1.5 sacks and 1 pass defended.

- Sacked QB Dak Prescott for a loss of 2 yards in the 2nd quarter.
- Split a sack of QB Dak Prescott with LB Bradley Chubb for a loss of 7 yards in the 4th quarter on a 1st-and-goal snap from the 1-yard line.

#### POSTSEASON:

- Missed the rest of the season after being placed on injured reserve on Jan. 9.

#### 2022 (MIAMI):

- Played in all 17 games with 5 starts.
- 35 tackles (18 solo), 0.5 sacks, 1 interception and 2 passes defended.
- 12 special teams tackles (6 solo).
- 1 blocked punt return for a TD.

**VS. PITTSBURGH (10/23):** 8 tackles (5 solo); 2 special teams tackles (1 solo).

**AT CHICAGO (11/6):** 1 blocked punt return for a TD.

- Recovered a punt blocked by LB Jaelan Phillips in the 2nd quarter and returned it 25 yards for a TD.
- It was the longest blocked punt return for a TD in franchise history.

**VS. HOUSTON (11/27):** 2 solo tackles, 1 interception and 1 pass defended.

- Recorded his 1st career interception off QB Kyle Allen in the 2nd quarter and returned it 23 yards to set up a Miami TD on the next play.

#### POSTSEASON:

**AFC WILD CARD AT BUFFALO (1/15):** 1 tackle.

#### 2021 (MIAMI):

- Played in all 17 games with 14 starts.
- 62 tackles (44 solo), 4.0 sacks, 7 passes defended and 1 forced fumble.
- 9 special teams tackles (6 solo).

**VS. HOUSTON (11/7):** 4 solo tackles and 1.0 sack.

- Sacked QB Tyrod Taylor for a loss of 7 yards in the 2nd quarter.

**VS. N.Y. JETS (12/19):** 4 solo tackles and 1.0 sack; 1 assisted special teams tackle.

- Sacked QB Zach Wilson for a loss of 9 yards on 3rd-and-9 in the 3rd quarter.

**AT NEW ORLEANS (12/27):** 2 solo tackles and 2 passes defended; 1 solo special teams tackle.

**VS. NEW ENGLAND (1/9):** 6 tackles (5 solo) and 1.0 sack; 1 assisted special teams tackle.

- Sacked QB Mac Jones for a loss of 8 yards in the 2nd quarter.

#### 2020 (MIAMI):

- Played in all 16 games with 11 starts.
- 42 tackles (25 solo), 5.5 sacks, 4 passes defended, 3 forced fumbles and 1 fumble recovery.
- 1 fumble return for a TD.
- 1 blocked punt.
- 6 special teams tackles (4 solo).

**VS. L.A. RAMS (11/1):** 2 assisted tackles, 1 pass

defensed and 1 fumble recovery; 1 fumble return for a TD.

- Recovered a QB Jared Goff fumble forced by DE Emmanuel Ogbah and returned it 78 yards for a TD in the 2nd quarter.
- It was the 2nd-longest fumble return in team history and longest since DE/LB Jason Taylor had an 85-yard return for a TD on Sept. 11, 2005.

**VS. L.A. CHARGERS (11/15):** 5 assisted tackles; 1 blocked punt.

- Blocked a punt by P Ty Long that was Miami's 1st blocked punt since RB Brandon Bolden blocked a punt on Nov. 11, 2018 at Green Bay.

**AT LAS VEGAS (12/26):** 7 tackles (6 solo), 2 sacks and 1 pass defensed; 1 special teams tackle.

- Sacked QB Derek Carr on 3rd-and-8 for a loss of 9 yards in the 2nd quarter.
- Sacked QB Derek Carr again for a loss of 9 yards in the 2nd quarter.

## 2019 (MIAMI):

- Played in 6 games with 1 start.
- 11 tackles (9 solo), 1 sack and 1 fumble recovery.
- 4 special teams tackles (2 solo).
- Activated off injured reserve on Nov. 20.
- Missed the first 10 games of the season after being placed on injured reserve on Sept. 6.

**AT CLEVELAND (11/25):** 1 assisted tackle; 1 solo special teams tackle.

- Made his NFL debut.

**AT N.Y. JETS (12/8):** 2 tackles (1 solo) and 1 sack; 1 assisted special teams tackle.

- Sacked QB Sam Darnold for a loss of 8 yards on the final possession of the game.
- It was his 1st career sack.

**AT NEW ENGLAND (12/29):** 6 solo tackles.

## BEFORE THE NFL

### COLLEGE (WISCONSIN):

- 2-year letterman (2017-18) and 1-year starter.
- Transferred from Iowa Western Community College following his sophomore season (2016).
- Transferred from South Dakota following his redshirt freshman season (2015).

**CAREER (AT WISCONSIN):** Played in 27 games with 10 starts; 99 tackles (64 solo), 12 sacks, 2 interceptions, 7 passes defensed, 4 forced fumbles and 1 fumble recovery; 1 blocked kick.

**SENIOR (2018 AT WISCONSIN):** Played in all 13 games with 10 starts; 60 tackles (38 solo), 5.5 sacks, 3 passes defensed and 2 forced fumbles; 1 blocked kick.

- 3rd-team All-Big Ten.
- His 5.5 sacks led the team.

**JUNIOR (2017 AT WISCONSIN):** Played in all 14 games; 39 tackles (26 solo), 6.5 sacks, 2 interceptions, 4 passes defensed, 2 forced fumbles and 1 fumble recovery.

- Helped the defense lead the nation in pass efficiency allowed (94.6 yards allowed per game) and rank 2nd in total defense (262.1 yards allowed per game).

### SOPHOMORE (2016 AT IOWA WESTERN CC):

Started all 11 games; 50 tackles (18 solo), 3.5 sacks, 1 interception, 1 pass defensed and 1 fumble recovery.

**REDSHIRT FRESHMAN (2015 AT SOUTH DAKOTA):** Started all 11 games at defensive end; 56 tackles (40 solo), 9 sacks, 2 passes defensed, 2 forced fumbles and 3 fumble recoveries; 1 blocked kick.

- 1st-team All-Missouri Valley Football Conference (MVFC).
- MVFC Freshman of the Year.
- Redshirted in 2014.

### HIGH SCHOOL (BAYDEN HULL/ROCK VALLEY HS – ROCK VALLEY, IOWA)

- Played quarterback and defensive back.
- Also lettered in basketball and track.

**CAREER:** 176 tackles, 10 interceptions and 10 fumble recoveries.

**SENIOR (2014):** 1,466 passing yards and 17 TDs; 1,413 rushing yards and 15 TDs; 95 tackles.

- 1st-team all-state at defensive back.

## OFF THE FIELD

### COMMUNITY:

**2023:**

- Visited pediatric cancer patients at a local children's hospital, surprising them with holiday gifts.
- Hosted multiple fundraising events throughout the season to benefit Alex's Lemonade Stand Foundation for Childhood Cancer.

**2022:**

- Participated in the 35-mile bike ride at DCC XII to benefit Sylvester Comprehensive Cancer Center.
- Selected the Susan G. Komen Foundation for My Cause My Cleats to support resources for breast cancer patients.

**2019:**

- Collaborated with fellow Dolphins rookies and Neighbors4Neighbors to sponsor four South Florida families with holiday gifts and game tickets.
- Helped distribute 500 Thanksgiving meals purchased through player donations to local South Florida families.
- Volunteered with Feeding South Florida to pack food for local families.
- Volunteered to take local elementary students Halloween costume shopping in Aventura.

### PERSONAL:

- **MAJOR:** Agricultural business management.

## ANDREW VAN GINKEL'S NFL REGULAR SEASON STATS

| YEAR       | TEAM  | GP | GS | TACKLES |      |      |      |       | YDS | INTERCEPTIONS |     |     |    |    | FUMBLES |    |
|------------|-------|----|----|---------|------|------|------|-------|-----|---------------|-----|-----|----|----|---------|----|
|            |       |    |    | TOT     | SOLO | ASST | SK   |       |     | INT           | YDS | LG  | TD | PD | FF      | FR |
| 2019       | MIAMI | 6  | 1  | 11      | 9    | 2    | 1.0  | 8.0   |     | 0             | 0   | -   | 0  | 0  | 0       | 1  |
| 2020       | MIAMI | 16 | 11 | 42      | 25   | 17   | 5.5  | 45.0  |     | 0             | 0   | -   | 0  | 4  | 3       | 1  |
| 2021       | MIAMI | 17 | 14 | 62      | 44   | 18   | 4.0  | 32.5  |     | 0             | 0   | -   | 0  | 7  | 1       | 0  |
| 2022       | MIAMI | 17 | 5  | 35      | 18   | 17   | 0.5  | 3.5   |     | 1             | 23  | 23  | 0  | 2  | 0       | 0  |
| 2023       | MIAMI | 17 | 11 | 69      | 42   | 27   | 6.0  | 37.5  |     | 1             | 33  | 33t | 1  | 8  | 0       | 1  |
| NFL TOTALS |       | 73 | 42 | 219     | 138  | 81   | 17.0 | 126.5 |     | 2             | 56  | 33t | 1  | 21 | 4       | 3  |

## ANDREW VAN GINKEL'S NFL PLAYOFF STATS

| YEAR           | TEAM  | GP | GS | TACKLES |      |      |     |     | YDS | INTERCEPTIONS |     |    |    |    | FUMBLES |    |
|----------------|-------|----|----|---------|------|------|-----|-----|-----|---------------|-----|----|----|----|---------|----|
|                |       |    |    | TOT     | SOLO | ASST | SK  |     |     | INT           | YDS | LG | TD | PD | FF      | FR |
| 2022           | MIAMI | 1  | 1  | 1       | 0    | 1    | 0.0 | 0.0 |     | 0             | 0   | -  | 0  | 0  | 0       | 0  |
| PLAYOFF TOTALS |       | 1  | 1  | 1       | 0    | 1    | 0.0 | 0.0 |     | 0             | 0   | -  | 0  | 0  | 0       | 0  |

### ADDITIONAL STATS

**Defensive Touchdowns:** 78-yard fumble return on 11/1/20 vs. L.A. Rams; 33-yard interception return on 12/3/23 at Washington.

**Special Teams Touchdowns:** 25-yard blocked punt return on 11/6/22 at Chicago.

**Special Teams Tackles:** 4 in 2019, 6 in 2020, 9 in 2021, 12 in 2022 for total of 31.

**Special Teams Forced Fumbles:** 1 in 2020.

**Blocked Punts:** 1 on 11/15/20 vs. L.A. Chargers.

### SINGLE-GAME CAREER HIGHS

|                           |     |                                       |
|---------------------------|-----|---------------------------------------|
| <b>Total Tackles:</b>     | 10  | vs. Dallas, 12/24/23                  |
| <b>Sacks:</b>             | 2.0 | Twice, last: at Buffalo, 10/1/23      |
| <b>Interceptions</b>      | 1   | Twice, last: at Washington, 12/3/23   |
| <b>Passes Defensed:</b>   | 2   | 3 times, last: at Washington, 12/3/23 |
| <b>Forced Fumbles:</b>    | 1   | 4 times, last: vs. Buffalo, 9/19/21   |
| <b>Fumble Recoveries:</b> | 1   | 3 times, last: vs. Denver, 9/24/23    |



## NFL CAREER

### TRANSACTIONS:

- Signed by Miami as an undrafted college free agent on May 12, 2023.

### 2023 (MIAMI):

- Missed the entire season after being placed on injured reserve on July 18.

## BEFORE THE NFL

### COLLEGE (ILLINOIS STATE):

- 5-year letterman (2018-22) and 4-year starter.

**CAREER:** Played in 51 games with 33 starts; 256 tackles (151 solo), 24.0 sacks, 1 interceptions, 7 passes defended, 2 forced fumbles and 1 fumble recovery.

**GRADUATE (2022):** Started 10 games; 100 tackles (51 solo), 14.0 sacks, 1 interception, 5 passes defended, 2 forced fumbles and 1 fumble recovery.

- Missouri Valley Football Conference Defensive Player of the Year.
- 1st-team All-MVFC.

- His 1.4 sacks per game led all FCS players.
- His 21.0 tackles for loss led the conference.
- His 100 tackles ranked 3rd in the conference.

**SENIOR (FALL 2021):** Started all 11 games; 70 tackles (44 solo), 4.0 sacks and 2 passes defended.

**JUNIOR (SPRING 2021):** Started all 4 games; 13 tackles (4 solo) and 1.0 sack.

**SOPHOMORE (2019):** Played in all 15 games with 8 starts; 51 tackles (37 solo) and 5.0 sacks.

**REDSHIRT FRESHMAN (2018):** Played in all 11 games; 22 tackles (15 solo).

- Redshirted in 2017.

### HIGH SCHOOL (FREEPORT HS – FREEPORT, ILL.)

- Also participated in track and field on a state record-setting 4x200-meter relay team.

**SENIOR (2016):** 100+ tackles and 3.0 sacks.

- 1st-team all-conference.

**JUNIOR (2015):** 80+ tackles and 5.0 sacks.

**SOPHOMORE (2014):** 80+ tackles and 2.0 sacks.



# 17

## JAYLEN WADDLE

WIDE RECEIVER // 5-10 // 185 // ALABAMA '21

ACQUIRED: D1A, '21

HOMETOWN: HOUSTON, TEXAS // BORN: 11/25/98

NFL: THIRD SEASON // DOLPHINS: THIRD SEASON

## NFL CAREER

### TRANSACTIONS:

- 1st-round pick (6th overall) by Miami in the 2021 NFL Draft.

### CAREER HONORS:

- No. 44 on the NFL Network Top 100 list in 2023.
- No. 63 on the NFL Network Top 100 list in 2022.
- 2021 Dan Marino Most Valuable Player Award.
- 2021 PFWA All-Rookie Team.

### CAREER HIGHLIGHTS:

- Started 47 career games.
- 251 receptions for 3,385 yards (13.5 avg.) and 18 TDs.
- 8 carries for 41 yards (5.1 avg.) and 1 TD.
- 9 kickoff returns for 158 yards (17.6 avg.).
- 5 punt returns for 35 yards (7.0 avg.).
- 8 miscellaneous tackles.
- Started 2 postseason games.
- Holds the Dolphins record for most receiving yards in the 1st 3 years of a career with 3,385.
- Is the 1st player in Dolphins history to post 3 consecutive 1,000-yard receiving seasons.
- His 1,356 receiving yards in 2022 ranked 7th in the NFL:

| PLAYER                  | TEAM        | REC       | YDS          | TDs      |
|-------------------------|-------------|-----------|--------------|----------|
| 1. Justin Jefferson     | Min.        | 128       | 1,809        | 8        |
| 2. Tyreek Hill          | Mia.        | 119       | 1,710        | 7        |
| 3. Davante Adams        | LV          | 100       | 1,516        | 14       |
| 4. A.J. Brown           | Phi.        | 88        | 1,496        | 11       |
| 5. Stefon Diggs         | Buf.        | 108       | 1,429        | 11       |
| 6. CeeDee Lamb          | Dal.        | 107       | 1,359        | 9        |
| 7. <b>JAYLEN WADDLE</b> | <b>MIA.</b> | <b>75</b> | <b>1,356</b> | <b>8</b> |
| 8. Travis Kelce         | KC          | 110       | 1,338        | 12       |
| 9. DeVonta Smith        | Phi.        | 95        | 1,196        | 7        |
| 10. Terry McLaurin      | Was.        | 77        | 1,191        | 5        |

- His 1,356 receiving yards in 2022 are 4th in single-season franchise history:

| PLAYER                  | YEAR        | REC       | YDS          | TDs      |
|-------------------------|-------------|-----------|--------------|----------|
| 1. Tyreek Hill          | 2023        | 119       | 1,799        | 13       |
| 2. Tyreek Hill          | 2022        | 119       | 1,710        | 7        |
| 3. Mark Clayton         | 1984        | 73        | 1,389        | 18       |
| 4. <b>JAYLEN WADDLE</b> | <b>2022</b> | <b>75</b> | <b>1,356</b> | <b>8</b> |
| 5. Mark Duper           | 1986        | 67        | 1,313        | 11       |

- Had 2,371 yards in his 1st 2 NFL seasons, which was 10th-most in NFL history by a player in the 1st 2 years of a career:

| PLAYER                   | TEAM        | YRS            | REC        | YDS          |
|--------------------------|-------------|----------------|------------|--------------|
| 1. Justin Jefferson      | Min.        | 2020-21        | 196        | 3,016        |
| 2. Odell Beckham Jr.     | NYG         | 2014-15        | 187        | 2,755        |
| 3. Randy Moss            | Min.        | 1998-99        | 149        | 2,726        |
| 4. Ja'Marr Chase         | Cin.        | 2021-22        | 168        | 2,501        |
| 5. Jerry Rice            | SF          | 1985-86        | 135        | 2,497        |
| 6. Josh Gordon           | Cle.        | 2012-13        | 137        | 2,451        |
| 7. Torrey Holt           | StL         | 1999-2000      | 134        | 2,423        |
| 8. A.J. Green            | Cin.        | 2011-12        | 162        | 2,407        |
| 9. Michael Thomas        | NO          | 2016-17        | 196        | 2,382        |
| 10. <b>JAYLEN WADDLE</b> | <b>MIA.</b> | <b>2021-22</b> | <b>179</b> | <b>2,371</b> |

- His 104 receptions in 2021 set an NFL rookie record at the time:

| PLAYER                  | TEAM        | YEAR        | REC        | YDS          | TDs      |
|-------------------------|-------------|-------------|------------|--------------|----------|
| 1. Puka Nacua           | LAR         | 2023        | 105        | 1,486        | 6        |
| 2. <b>JAYLEN WADDLE</b> | <b>MIA.</b> | <b>2021</b> | <b>104</b> | <b>1,015</b> | <b>6</b> |
| 3. Anquan Boldin        | Ari.        | 2003        | 101        | 1,377        | 8        |
| 4. Michael Thomas       | NO          | 2016        | 92         | 1,137        | 9        |
| 5. Odell Beckham Jr.    | NYG         | 2014        | 91         | 1,305        | 12       |
| Saquon Barkley          | NYG         | 2018        | 91         | 721          | 4        |
| Eddie Royal             | Den.        | 2008        | 91         | 980          | 5        |
| 8. Terry Glenn          | NE          | 1996        | 90         | 1,132        | 6        |
| Amon-Ra St. Brown       | Det.        | 2021        | 90         | 912          | 5        |

- His 104 receptions in 2021 set a Dolphins rookie record:

| PLAYER                  | YEAR        | REC        | YDS          | TDs      |
|-------------------------|-------------|------------|--------------|----------|
| 1. <b>JAYLEN WADDLE</b> | <b>2021</b> | <b>104</b> | <b>1,015</b> | <b>6</b> |
| 2. Jarvis Landry        | 2014        | 84         | 758          | 5        |
| 3. Terry Kirby          | 1993        | 75         | 874          | 3        |
| 4. Jack Clancy          | 1967        | 67         | 868          | 2        |
| 5. Davone Bess          | 2008        | 54         | 554          | 1        |

- Had the 2nd-most receptions (125) in NFL history in a player's 1st 20 career games:

| PLAYER                  | YEAR           | TEAM        | REC        |
|-------------------------|----------------|-------------|------------|
| 1. Odell Beckham Jr.    | 2014-15        | NYG         | 141        |
| 2. <b>JAYLEN WADDLE</b> | <b>2021-22</b> | <b>MIA.</b> | <b>125</b> |
| 3. Anquan Boldin        | 2003-04        | Ari.        | 121        |

- His 104 receptions in 2021 are the 5th-most in a season in Dolphins history:

| DOLPHINS SINGLE-SEASON RECEPTIONS LEADERS |             |            |              |          |
|---|-------------|------------|--------------|----------|
| PLAYER                                    | YEAR        | REC        | YDS          | TDs      |
| 1. Tyreek Hill                            | 2023        | 119        | 1,799        | 13       |
| Tyreek Hill                               | 2022        | 119        | 1,710        | 7        |
| 3. Jarvis Landry                          | 2017        | 112        | 987          | 9        |
| 4. Jarvis Landry                          | 2015        | 110        | 1,157        | 4        |
| 5. <b>JAYLEN WADDLE</b>                   | <b>2021</b> | <b>104</b> | <b>1,015</b> | <b>6</b> |

- His 1,015 receiving yards in 2021 set a Dolphins rookie record.

| DOLPHINS ALL-TIME ROOKIE RECEIVING YARDS LEADERS |             |            |              |          |
|--|-------------|------------|--------------|----------|
| PLAYER   | YEAR        | REC        | YDS          | TDs      |
| 1. <b>JAYLEN WADDLE</b>                          | <b>2021</b> | <b>104</b> | <b>1,015</b> | <b>6</b> |
| 2. Chris Chambers                                | 2001        | 48         | 883          | 7        |
| 3. Terry Kirby                                   | 1993        | 75         | 874          | 3        |
| 4. Jack Clancy                                   | 1967        | 67         | 868          | 2        |
| 5. Jarvis Landry                                 | 2014        | 84         | 758          | 5        |

### 2023 (MIAMI):

- Started 14 games.
- Inactive for 3 games.
- 72 receptions for 1,014 yards (14.1 avg.) and 4 TDs.
- 3 carries for 12 yards (4.0 avg.).
- 3 miscellaneous tackles.

**VS. NEW ENGLAND (10/29):** 7 receptions for 121 yards (17.3 avg.) and 1 TD.

- Caught a 31-yard TD pass from QB Tua Tagovailoa to extend Miami's lead to 31-17 with 2:43 left in the game.

**AT N.Y. JETS (11/24):** 8 receptions for 114 yards (14.3 avg.).

**VS. N.Y. JETS (12/17):** 8 receptions for 142 yards (17.8 avg.) and 1 TD.

- Caught a 60-yard TD pass from QB Tua Tagovailoa with 7:42 remaining in the 2nd quarter to extend Miami's lead to 17-0.

**VS. DALLAS (12/24):** 1 reception for 50 yards (50.0 avg.); 1 carry for 2 yards (2.0 avg.).

- Became the 1st player in team history to post 3 consecutive 1,000-yard receiving seasons.

### POSTSEASON:

**AFC WILD CARD AT KANSAS CITY (1/13):** 2 receptions for 31 yards (15.5 avg.); 1 carry for 9 yards (9.0 avg.).

### HONORS:

- No. 44 on the NFL Network Top 100 list.

### 2022 (MIAMI):

- Started all 17 games.
- 75 receptions for 1,356 yards (18.1 avg.) and 8 TDs.
- 3 carries for 26 yards (8.7 avg.).
- 1 miscellaneous tackle.

**VS. NEW ENGLAND (9/11):** 4 receptions for 69 yards (17.3 avg.) and 1 TD; 1 carry for 8 yards.

- Caught a 42-yard TD pass from QB Tua Tagovailoa with 18 seconds remaining in the 1st half on a 4th-and-7 snap.

**AT BALTIMORE (9/18):** 11 receptions for 171 yards (15.5 avg.) and 2 TDs.

- Caught a 7-yard TD pass from QB Tua Tagovailoa with 14 seconds remaining to cap a 21-point come-from-behind victory.
- Had a 59-yard reception from Tagovailoa in the 2nd quarter.

- Also grabbed a 6-yard TD pass from Tagovailoa in the 2nd quarter.
- It was his 4th career double-digit reception game in just his 18th career NFL contest.
- Joined WR Tyreek Hill as the only NFL teammates during the Super Bowl era to total at least 170 receiving yards and 2 receiving TDs in the same game.

**VS. BUFFALO (9/25):** 4 receptions for 102 yards (25.5 avg.); 1 carry for 9 yards.

- Caught passes of 32 and 45 yards on the same possession that proved to be the game-winning TD drive in the 4th quarter.
- Became the 1st Dolphins player to record back-to-back 100-yard receiving games since WR DeVante Parker did so on Dec. 22, 2019 vs. Cincinnati (111) and Dec. 29, 2019 at New England (137).

**AT DETROIT (10/30):** 8 receptions for 106 yards (13.3 avg.) and 2 TDs.

- Caught TD passes of 5 and 29 yards from QB Tua Tagovailoa in the 1st half.
- Marked his 3rd consecutive game with at least 85 receiving yards.
- It was the 3rd multi-TD game of his career.

**VS. GREEN BAY (12/25):** 5 receptions for 143 yards (28.6) and 1 TD.

- Caught an 84-yard TD pass from QB Tua Tagovailoa in the 1st quarter.
- Posted his 6th 100-yard receiving game of the season.

### POSTSEASON:

**AFC WILD CARD AT BUFFALO (1/15):** 3 receptions for 44 yards (14.7 avg.); 1 carry for 8 yards.

### HONORS:

- No. 63 on the NFL Network Top 100 list.

### 2021 (MIAMI):

- Started 16 games.
- Missed 1 game on the Reserve/COVID-19 list.
- 104 receptions for 1,015 yards (9.8 avg.) and 6 TDs.
- 2 carries for 3 yards (1.5 avg.) and 1 TD.
- 9 kickoff returns for 158 yards (17.6 avg.).
- 5 punt returns for 35 yards (7.0 avg.).
- 4 miscellaneous tackles.

**AT NEW ENGLAND (9/12):** 4 receptions for 61 yards (15.3 avg.) and 1 TD.

- Caught a 3-yard TD pass from QB Tua Tagovailoa in the 3rd quarter to give Miami a 17-10 lead.
- It was his 1st career TD.
- Made his NFL debut.

**AT LAS VEGAS (9/26):** 12 receptions for 58 yards (4.8 avg.).

- His 12 receptions set a Dolphins rookie record.

**AT JACKSONVILLE IN LONDON (10/17):** 10 receptions for 70 yards (7.0 avg.) and 2 TDs.

- Caught a 6-yard TD pass from QB Tua Tagovailoa in the 1st quarter.
- Caught a 2-yard TD pass from QB Tua Tagovailoa in the 4th quarter.
- Became the 1st rookie in Dolphins history to have multiple 10+ reception games.
- Became the 5th rookie in Dolphins history to catch multiple TDs in a game.

**VS. CAROLINA (11/28):** 9 receptions for 137 yards (15.2 avg.) and 1 TD; 1 punt return for 7 yards.

- Caught a 9-yard TD pass from QB Tua Tagovailoa in the 2nd quarter to give Miami a 14-7 lead.
- It was his 1st career 100-yard receiving game.

**VS. N.Y. GIANTS (12/5):** 9 receptions for 90 yards (10.0 avg.); 2 kickoff returns for 32 yards (16.0 avg.); 1 punt return for 7 yards.

- Broke the team record for receptions in a season by a rookie (86).

**AT NEW ORLEANS (12/27):** 10 receptions for 92 yards (9.2 avg.) and 1 TD.

- Caught a 1-yard TD pass from QB Tua Tagovailoa in the 3rd quarter to extend Miami's lead to 17-3.
- Became the 2nd rookie in NFL history to have 3+ games with 10+ receptions (Odell Beckham Jr.).
- His 10 receptions matched HOF WR Jerry Rice's record for most receptions by an NFL rookie on Monday Night Football.

**VS. NEW ENGLAND (1/9):** 5 receptions for 27 yards (5.4 avg.) and 1 TD.

- Caught a 7-yard TD pass from QB Tua Tagovailoa in the 1st quarter to give Miami a 7-0 lead.
- Broke the NFL record for receptions in a season by a rookie (104).

#### HONORS:

- Dan Marino Most Valuable Player Award.
- Became the 1st Dolphins rookie to win the team MVP award since Zach Thomas in 1996.
- PFWA All-Rookie Team.

### BEFORE THE NFL

#### COLLEGE (ALABAMA):

- 3-year letterman (2018-20).

**CAREER:** Played in 34 games with 9 starts; 106 receptions for 1,999 yards (18.9 avg.) and 17 TDs; 4 carries for 17 yards (4.3 avg.); 9 kickoff returns for 214 yards (23.8 avg.) and 1 TD; 38 punt returns for 733 yards (19.3 avg.) and 2 TDs.

- 2nd-team All-SEC return specialist.
- His 18.9 yards per catch ranked 2nd in school history (min. 100 rec.).
- His 733 career punt return yards ranked 6th in school history.

**JUNIOR (2020):** Played in 6 games with 3 starts; 28 receptions for 591 yards (21.1 avg.) and 4 TDs; 3 carries for 12 yards (4.0 avg.); 4 kickoff returns for 39 yards (9.8 avg.); 2 punt returns for 13 yards (6.5 avg.).

**SOPHOMORE (2019):** Played in all 13 games with 3 starts; 33 receptions for 560 yards (17.0 avg.) and 6 TDs; 1 carry for 5 yards; 5 kickoff returns for 175 yards (35.0 avg.) and 1 TD; 20 punt returns for 487 yards (24.4 avg.) and 1 TD.

- 1st-team All-American.
- 1st-team All-SEC as a return specialist.
- SEC Special Teams Player of the Year.
- His 24.4 punt return average ranked 1st in the nation.

**TRUE FRESHMAN (2018):** Played in all 15 games with 3 starts; 45 receptions for 848 yards (18.8 avg.) and 7 TDs; 16 punt returns for 233 yards (14.6 avg.) and 1 TD.

- Freshman All-American.
- SEC Freshman of the Year.
- SEC All-Freshman Team.

### HIGH SCHOOL (EPISCOPAL HS – BELLAIRE, TEXAS)

- Also ran track and played basketball.

#### SENIOR (2017):

- 1st-team All-American.

### OFF THE FIELD

#### COMMUNITY:

##### 2022:

- Partnered with the Boys & Girls Club of Broward County to adopt a family for the holidays.

##### 2021:

- Along with fellow Dolphins rookies, teamed up with Neighbors4Neighbors to provide South Florida families with holiday gifts.
- As part of Operation Hope, teamed up with Truist to provide a holiday shopping spree for a South Florida family.

#### PERSONAL:

- MAJOR:** Criminal justice.

### JAYLEN WADDLE'S NFL REGULAR SEASON STATS

| YEAR       | TEAM  | GP | GS | RECEIVING |      |      |     |    | RUSHING |     |     |    |    |
|------------|-------|----|----|-----------|------|------|-----|----|---------|-----|-----|----|----|
|            |       |    |    | REC       | YDS  | AVG  | LG  | TD | ATT     | YDS | AVG | LG | TD |
| 2021       | MIAMI | 16 | 16 | 104       | 1015 | 9.8  | 57  | 6  | 2       | 3   | 1.5 | 2  | 1  |
| 2022       | MIAMI | 17 | 17 | 75        | 1356 | 18.1 | 84t | 8  | 3       | 26  | 8.7 | 9  | 0  |
| 2023       | MIAMI | 14 | 14 | 72        | 1014 | 14.1 | 60t | 4  | 3       | 12  | 4.0 | 12 | 0  |
| NFL TOTALS |       | 47 | 47 | 251       | 3385 | 13.5 | 84t | 18 | 8       | 41  | 5.1 | 12 | 1  |

### JAYLEN WADDLE'S NFL REGULAR SEASON RETURNING STATS

|            |       | KICKOFF RETURN |     |      |    |    | PUNT RETURN |    |     |     |    |    |
|------------|-------|----------------|-----|------|----|----|-------------|----|-----|-----|----|----|
| YEAR       | TEAM  | KR             | YDS | AVG  | LG | TD | PR          | FC | YDS | AVG | LG | TD |
| 2021       | MIAMI | 9              | 158 | 17.6 | 25 | 0  | 5           | 3  | 35  | 7.0 | 15 | 0  |
| 2022       | MIAMI | 0              | 0   | 0.0  | -  | 0  | 0           | 0  | 0   | 0.0 | -  | 0  |
| 2023       | MIAMI | 0              | 0   | 0.0  | -  | 0  | 0           | 0  | 0   | 0.0 | -  | 0  |
| NFL TOTALS |       | 9              | 158 | 17.6 | 25 | 0  | 5           | 3  | 35  | 7.0 | 15 | 0  |

### JAYLEN WADDLE'S NFL PLAYOFF STATS

| YEAR           | TEAM  | GP | GS | RECEIVING |     |      |    |    | RUSHING |     |     |    |    |
|----------------|-------|----|----|-----------|-----|------|----|----|---------|-----|-----|----|----|
|                |       |    |    | REC       | YDS | AVG  | LG | TD | ATT     | YDS | AVG | LG | TD |
| 2022           | MIAMI | 1  | 1  | 3         | 44  | 14.7 | 25 | 0  | 1       | 8   | 8.0 | 8  | 0  |
| 2023           | MIAMI | 1  | 1  | 2         | 31  | 15.5 | 17 | 0  | 1       | 9   | 9.0 | 9  | 0  |
| PLAYOFF TOTALS |       | 2  | 2  | 5         | 75  | 15.0 | 25 | 0  | 2       | 17  | 8.5 | 9  | 0  |



## ADDITIONAL STATS

Miscellaneous Tackles: 4 in 2021, 1 in 2022, 3 in 2023 for total of 8.

## SINGLE-GAME CAREER HIGHS

**Receptions:** 12 at Las Vegas, 9/26/21  
**Receiving Yards:** 171 at Baltimore, 9/18/22  
**Longest Reception:** 84t vs. Green Bay, 12/25/22  
**Receiving TDs:** 2 3 times, last: at Detroit, 10/30/22

## 100-YARD RECEIVING GAMES (10)

| DATE     | OPPONENT     | REC | YDS | AVG  | LG  | TD |
|----------|--------------|-----|-----|------|-----|----|
| 11/28/21 | CAROLINA     | 9   | 137 | 15.2 | 57  | 1  |
| 9/18/22  | at Baltimore | 11  | 171 | 15.5 | 59  | 2  |
| 9/25/22  | BUFFALO      | 4   | 102 | 25.5 | 45  | 0  |
| 10/16/22 | MINNESOTA    | 6   | 129 | 21.5 | 49  | 0  |
| 10/30/22 | at Detroit   | 8   | 106 | 13.3 | 29t | 2  |
| 12/17/22 | at Buffalo   | 3   | 114 | 38.0 | 67t | 1  |
| 12/25/22 | GREEN BAY    | 5   | 143 | 28.6 | 84t | 1  |
| 10/29/23 | NEW ENGLAND  | 7   | 121 | 17.3 | 31t | 1  |
| 11/24/23 | at N.Y. JETS | 8   | 114 | 14.3 | 32  | 0  |
| 12/17/23 | N.Y. JETS    | 8   | 142 | 17.8 | 60t | 1  |

## 2021 GAME-BY-GAME STATS (MIAMI)

| DATE               | OPPONENT        | P/S          | REC              | YDS         | AVG        | LG        | TD       |
|--------------------|-----------------|--------------|------------------|-------------|------------|-----------|----------|
| 09/12              | at New England  | 1/1          | 4                | 61          | 15.3       | 36        | 1        |
| 09/19              | BUFFALO         | 1/1          | 6                | 48          | 8.0        | 14        | 0        |
| 09/26              | at Las Vegas    | 1/1          | 12               | 58          | 4.8        | 9         | 0        |
| 10/03              | INDIANAPOLIS    | 1/1          | 3                | 33          | 11.0       | 18        | 0        |
| 10/10              | at Tampa Bay    | 1/1          | 2                | 31          | 15.5       | 21        | 0        |
| 10/17              | at Jacksonville | 1/1          | 10               | 70          | 7.0        | 14        | 2        |
| 10/24              | ATLANTA         | 1/1          | 7                | 83          | 11.9       | 19        | 0        |
| 10/31              | at Buffalo      | 1/1          | 4                | 29          | 7.3        | 12        | 0        |
| 11/07              | HOUSTON         | 1/1          | 8                | 83          | 10.4       | 17        | 0        |
| 11/11              | BALTIMORE       | 1/1          | 4                | 61          | 15.3       | 35        | 0        |
| 11/21              | at N.Y. Jets    | 1/1          | 8                | 65          | 8.1        | 15        | 0        |
| 11/28              | CAROLINA        | 1/1          | 9                | 137         | 15.2       | 57        | 1        |
| 12/05              | N.Y. GIANTS     | 1/1          | 9                | 90          | 10.0       | 25        | 0        |
| 12/19              | N.Y. JETS       |              | RESERVE/COVID-19 |             |            |           |          |
| 12/27              | at New Orleans  | 1/1          | 10               | 92          | 9.2        | 24        | 1        |
| 01/02              | at Tennessee    | 1/1          | 3                | 47          | 15.7       | 45        | 0        |
| 01/09              | NEW ENGLAND     | 1/1          | 5                | 27          | 5.4        | 9         | 1        |
| <b>2021 TOTALS</b> |                 | <b>16/16</b> | <b>104</b>       | <b>1015</b> | <b>9.8</b> | <b>57</b> | <b>6</b> |

## 2022 GAME-BY-GAME STATS (MIAMI)

| DATE               | OPPONENT         | P/S          | REC       | YDS         | AVG         | LG         | TD       |
|--------------------|------------------|--------------|-----------|-------------|-------------|------------|----------|
| 09/11              | NEW ENGLAND      | 1/1          | 4         | 69          | 17.3        | 42t        | 1        |
| 09/18              | at Baltimore     | 1/1          | 11        | 171         | 15.5        | 59         | 2        |
| 09/25              | BUFFALO          | 1/1          | 4         | 102         | 25.5        | 45         | 0        |
| 09/29              | at Cincinnati    | 1/1          | 2         | 39          | 19.5        | 20         | 0        |
| 10/09              | at N.Y. Jets     | 1/1          | 3         | 23          | 7.7         | 11         | 0        |
| 10/16              | MINNESOTA        | 1/1          | 6         | 129         | 21.5        | 49         | 0        |
| 10/23              | PITTSBURGH       | 1/1          | 4         | 88          | 22.0        | 25         | 0        |
| 10/30              | at Detroit       | 1/1          | 8         | 106         | 13.3        | 29t        | 2        |
| 11/06              | at Chicago       | 1/1          | 5         | 85          | 17.0        | 26         | 1        |
| 11/13              | CLEVELAND        | 1/1          | 4         | 66          | 16.5        | 29         | 0        |
| 11/27              | HOUSTON          | 1/1          | 5         | 85          | 17.0        | 34         | 0        |
| 12/04              | at San Francisco | 1/1          | 1         | 9           | 9.0         | 9          | 0        |
| 12/11              | at L.A. Chargers | 1/1          | 2         | 31          | 15.5        | 19         | 0        |
| 12/17              | at Buffalo       | 1/1          | 3         | 114         | 38.0        | 67t        | 1        |
| 12/25              | GREEN BAY        | 1/1          | 5         | 143         | 28.6        | 84t        | 1        |
| 01/01              | at New England   | 1/1          | 3         | 52          | 17.3        | 23         | 0        |
| 01/08              | N.Y. JETS        | 1/1          | 5         | 44          | 8.8         | 15         | 0        |
| <b>2022 TOTALS</b> |                  | <b>17/17</b> | <b>75</b> | <b>1356</b> | <b>18.1</b> | <b>84t</b> | <b>8</b> |

| DATE  | OPPONENT    | P/S | REC | YDS | AVG  | LG | TD |
|-------|-------------|-----|-----|-----|------|----|----|
| 01/15 | at Buffalo* | 1/1 | 3   | 44  | 14.7 | 25 | 0  |

\* AFC Wild Card game

## 2023 GAME-BY-GAME STATS (MIAMI)

| DATE               | OPPONENT         | P/S          | REC       | YDS         | AVG         | LG         | TD       |
|--------------------|------------------|--------------|-----------|-------------|-------------|------------|----------|
| 09/10              | at L.A. Chargers | 1/1          | 4         | 78          | 19.5        | 35         | 0        |
| 09/17              | at New England   | 1/1          | 4         | 86          | 21.5        | 32         | 0        |
| 09/24              | DENVER           |              | INACTIVE  |             |             |            |          |
| 10/01              | at Buffalo       | 1/1          | 4         | 46          | 11.5        | 17         | 0        |
| 10/08              | N.Y. GIANTS      | 1/1          | 5         | 35          | 7.0         | 20         | 1        |
| 10/15              | CAROLINA         | 1/1          | 7         | 51          | 7.3         | 17         | 1        |
| 10/22              | at Philadelphia  | 1/1          | 6         | 63          | 10.5        | 16         | 0        |
| 10/29              | NEW ENGLAND      | 1/1          | 7         | 121         | 17.3        | 31t        | 1        |
| 11/05              | at Kansas City   | 1/1          | 3         | 42          | 14.0        | 15         | 0        |
| 11/19              | LAS VEGAS        | 1/1          | 4         | 55          | 13.8        | 19         | 0        |
| 11/24              | at N.Y. Jets     | 1/1          | 8         | 114         | 14.3        | 32         | 0        |
| 12/03              | at Washington    | 1/1          | 5         | 52          | 10.4        | 16         | 0        |
| 12/11              | TENNESSEE        | 1/1          | 6         | 79          | 13.2        | 16         | 0        |
| 12/17              | N.Y. JETS        | 1/1          | 8         | 142         | 17.8        | 60t        | 1        |
| 12/24              | DALLAS           | 1/1          | 1         | 50          | 50.0        | 50         | 0        |
| 12/31              | at Baltimore     |              | INACTIVE  |             |             |            |          |
| 01/07              | BUFFALO          |              | INACTIVE  |             |             |            |          |
| <b>2023 TOTALS</b> |                  | <b>14/14</b> | <b>72</b> | <b>1014</b> | <b>14.1</b> | <b>60t</b> | <b>4</b> |

| DATE  | OPPONENT        | P/S | REC | YDS | AVG  | LG | TD |
|-------|-----------------|-----|-----|-----|------|----|----|
| 01/13 | at Kansas City* | 1/1 | 2   | 31  | 15.5 | 17 | 0  |

\* AFC Wild Card game



QUARTERBACK // 6-5 // 216 // WESTERN KENTUCKY '18  
 ACQUIRED: UFA, '23 (NYJ)  
 HOMETOWN: PEMBROKE PINES, FLA. // BORN: 3/25/95  
 NFL: FIFTH SEASON // DOLPHINS: FIRST SEASON

## NFL CAREER

### TRANSACTIONS:

- Signed by Miami as an unrestricted free agent from the N.Y. Jets on March 16, 2023.
- Signed to the N.Y. Jets' practice squad on Nov. 25, 2020.
- Waived by the N.Y. Jets on Nov. 23, 2020.
- Signed to the N.Y. Jets' active roster on Nov. 21, 2020.
- Signed to the N.Y. Jets' practice squad on Nov. 12, 2020.
- Waived by the N.Y. Jets on Nov. 10, 2020.
- Signed to the N.Y. Jets' active roster on Nov. 9, 2020.
- Signed to the N.Y. Jets' practice squad on Oct. 5, 2020.
- Waived by the N.Y. Jets on Oct. 1, 2020.
- Signed to the N.Y. Jets' active roster on Sept. 12, 2020.
- Signed to the N.Y. Jets' practice squad on Sept. 6, 2020.
- Waived by the N.Y. Jets on Sept. 5, 2020.
- Signed to the N.Y. Jets' practice squad on Sept. 25, 2019.
- Waived by Dallas on Aug. 31, 2019.
- 5th-round pick (171st overall) by Dallas in the 2018 NFL Draft.

### CAREER HONORS:

- FedEx Air NFL Player of the Week (vs. Chicago, 11/27/22).
- AFC Offensive Player of the Week (vs. Cincinnati, 10/31/21).
- FedEx Air NFL Player of the Week (vs. Cincinnati, 10/31/21).

### CAREER HIGHLIGHTS:

- Played in 14 career games with 7 starts.
- 196-of-313 passing (62.6 pct.) for 2,219 yards, 9 TDs and a QB rating of 76.1.
- 19 carries for -1 yards (-0.1 avg.) and 1 TD.

### 2023 (MIAMI):

- Played in 6 games.
- Dressed but did not play in 11 games.
- 5-of-6 passing (83.3 pct.) for 74 yards, 1 TD and a QB rating of 118.1.
- 8 carries for -9 yards (-1.1 avg.).

**VS. DENVER (9/24):** 2-of-2 passing (100.0 pct.) for 67 yards, 1 TD and a QB rating of 158.3; 1 carry for -1 yard (-1.0 avg.).

- Threw a 68-yard TD pass to WR Robbie Chosen on 3rd-and-10 in the 4th quarter.
- Made his Dolphins debut.

### POSTSEASON:

**AFC WILD CARD AT KANSAS CITY (1/13):** Dressed but did not play.

### 2022 (N.Y. JETS):

- Started 4 games.
- Dressed but did not play 6 games.
- Inactive for 7 games.
- 103-of-175 passing (58.9 pct.) for 1,192 yards, 3 TDs and a QB rating of 75.7.
- 6 carries for 9 yards (1.5 avg.) and 1 TD.

**VS. CHICAGO (11/27):** 22-of-28 passing (78.6 pct.) for 315 yards, 3 TDs and a QB rating of 149.3; 3 carries for 2 yards (0.7 avg.).

- Threw an 8-yard TD pass to WR Garrett Wilson on his 1st possession of the season to give the Jets an early lead.
- Found Wilson again on a 54-yard TD with less than 5 minutes remaining in the 2nd quarter to give the Jets a 14-10 lead.
- Extended the Jets lead to 24-10 on a 22-yard TD pass to WR Elijah Moore in the 3rd quarter.

**AT MINNESOTA (12/4):** 31-of-57 passing (54.4 pct.) for 369 yards and a QB rating of 59.8; 3 carries for 7 yards (2.3 avg.) and 1 TD.

- Scored on a 1-yard TD run with 6:45 remaining to make it a 1-score game.
- It was his 1st career rushing TD.

### HONORS:

- FedEx Air NFL Player of the Week (vs. Chicago, 11/27).

### 2021 (N.Y. JETS):

- Played in 4 games with 3 starts.
- Dressed but did not play 7 games.
- Inactive for 2 games.
- Spent 4 games on the Reserve/COVID-19 list.
- 88-of-132 passing (66.7 pct.) for 953 yards, 5 TDs and a QB rating of 75.1.
- 5 carries for -1 yard (-0.2 avg.).
- 1 2-point conversion reception.

**AT NEW ENGLAND (10/24):** 20-of-32 passing (62.5 pct.) for 202 yards, 1 TD and a QB rating of 64.8.

- Completed a 3-yard TD pass to WR Corey Davis in the 2nd quarter on his 1st career pass attempt.
- Made his NFL debut.

**VS. CINCINNATI (10/31):** 37-of-45 passing (82.2 pct.) for 405 yards, 3 TDs and a QB rating of 107.9; 5 carries for -1 yard (-0.2 avg.); 1 2-point conversion reception.

- Threw 2 TD passes in the final 5 minutes to erase an 11-point deficit and beat the Bengals.
- Completed an 8-yard TD pass to WR Braxton Berrios with 15 seconds left of the 1st half.
- Found RB Ty Johnson on a 19-yard TD pass with 4:36 remaining to make it a 1-score game.
- Hit TE Tyler Kroft for a game-winning 13-yard TD pass with 3:45 to play.
- Also caught a 2-point conversion from WR Jamison Crowder.
- Became the 1st QB in NFL history with 300+ passing yards and a 75+ completion pct. in their 1st NFL start.

#### HONORS:

- AFC Offensive Player of the Week (vs. Cincinnati, 10/31).
- FedEx Air NFL Player of the Week (vs. Cincinnati, 10/31).

#### 2020 (N.Y. JETS):

- Dressed but did not play 7 games.
- Spent the rest of the season on the N.Y. Jets' practice squad.

#### 2019 (DALLAS/N.Y. JETS):

- Spent 14 games on the N.Y. Jets' practice squad.
- Spent the offseason program and training camp with Dallas.

#### 2018 (DALLAS):

- Inactive for all 16 games.

#### POSTSEASON:

**NFC WILD CARD VS. SEATTLE (1/5):** Inactive.

**NFC DIVISIONAL AT L.A. RAMS (1/12):** Inactive.

### BEFORE THE NFL

#### COLLEGE (WESTERN KENTUCKY):

- 2-year starter (2016-17).
- Transferred to Western Kentucky from South Florida following his sophomore season in 2014.

**CAREER (AT WESTERN KENTUCKY):** Started all 27 games; 648-of-976 passing (66.4 pct.) for 8,540 yards and 63 TDs; 93 carries for -342 yards (-3.7 avg.) and 6 TDs.

- His 8,540 career passing yards were 3rd in school history.
- His 648 career completions were 4th in school history.

**SENIOR (2017 AT WESTERN KENTUCKY):** Started all 13 games; 368-of-560 passing (65.7 pct.) for 4,177 yards and 26 TDs; 64 carries for -268 yards (-4.2 avg.) and 6 TDs.

- 2nd-team All-CUSA.
- Finished the season with 8 consecutive 300-yard passing games.
- His 4,177 passing yards were 4th in FBS while his 560 attempts ranked 2nd and his 368 completions led the nation.

**JUNIOR (2016 AT WESTERN KENTUCKY):** Started all 14 games; 280-of-416 passing (67.3 pct.) for 4,363 yards and 37 TDs; 29 carries for -74 yards (-2.6 avg.).

- 2nd-team All-CUSA.
- C-USA Newcomer of the Year.
- His 181.4 passer rating was 3rd in FBS and a single-season school record.
- Helped his offense lead the nation with 45.5 points per game.
- Sat out 2015 due to transfer requirements.

**SOPHOMORE (2014 AT SOUTH FLORIDA):** Played in 11 games with 10 starts; 122-of-242 passing (50.4 pct.) for 1,639 yards and 8 TDs; 29 carries for -85 yards (-2.9 avg.).

**TRUE FRESHMAN (2013 AT SOUTH FLORIDA):** Played in 6 games with 5 starts; 93-of-175 passing (53.1 pct.) for 1,083 yards and 3 TDs; 14 carries for -43 yards (-3.1 avg.).

#### HIGH SCHOOL (UNIVERSITY SCHOOL – DAVIE, FLA.)

- Also lettered in baseball and earned 1st-team all-county honors as a pitcher.

**SENIOR (2012):** 176-of-256 passing (68.8 pct.) for 2,201 yards and 22 TDs.

- 2nd-team all-state.
- 1st-team all-county.
- Broward County Player of the Year.
- Helped his team win a state championship.

### MIKE WHITE'S NFL REGULAR SEASON PASSING STATS

| YEAR | TEAM              | GP        | GS       | ATT        | CMP        | PCT         | YDS         | Y/A        | TD       | INT       | LG         | SK/YDS       | RATE        |
|------|-------------------|-----------|----------|------------|------------|-------------|-------------|------------|----------|-----------|------------|--------------|-------------|
| 2018 | DALLAS            | 0         | 0        | 0          | 0          | 0.0         | 0           | 0.0        | 0        | 0         | -          | 0/0          | -           |
| 2019 | N.Y. JETS         |           |          |            |            |             |             |            |          |           |            |              |             |
| 2020 | N.Y. JETS         | 0         | 0        | 0          | 0          | 0.0         | 0           | 0.0        | 0        | 0         | -          | 0/0          | -           |
| 2021 | N.Y. JETS         | 4         | 3        | 132        | 88         | 66.7        | 953         | 7.2        | 5        | 8         | 28         | 4/18         | 75.1        |
| 2022 | N.Y. JETS         | 4         | 4        | 175        | 103        | 58.9        | 1192        | 6.8        | 3        | 4         | 60         | 9/76         | 75.7        |
| 2023 | MIAMI             | 6         | 0        | 6          | 5          | 83.3        | 74          | 12.3       | 1        | 1         | 68t        | 0/0          | 118.1       |
|      | <b>NFL TOTALS</b> | <b>14</b> | <b>7</b> | <b>313</b> | <b>196</b> | <b>62.6</b> | <b>2219</b> | <b>7.1</b> | <b>9</b> | <b>13</b> | <b>68t</b> | <b>13/94</b> | <b>76.1</b> |

| MIKE WHITE'S NFL REGULAR SEASON RUSHING/RECEIVING STATS |           |    |    |                |     |      |    |    |           |     |     |    |    |
|---|-----------|----|----|----------------|-----|------|----|----|-----------|-----|-----|----|----|
| YEAR  | TEAM      |    |    | RUSHING        |     |      |    |    | RECEIVING |     |     |    |    |
|   |           | GP | GS | ATT            | YDS | AVG  | LG | TD | REC       | YDS | AVG | LG | TD |
| 2018  | DALLAS    | 0  | 0  | 0              | 0   | 0.0  | -  | 0  | 0         | 0   | 0.0 | -  | 0  |
| 2019  | N.Y. JETS |    |    | PRACTICE SQUAD |     |      |    |    |           |     |     |    |    |
| 2020  | N.Y. JETS | 0  | 0  | 0              | 0   | 0.0  | -  | 0  | 0         | 0   | 0.0 | -  | 0  |
| 2021  | N.Y. JETS | 4  | 3  | 5              | -1  | -0.2 | 2  | 0  | 0         | 0   | 0.0 | -  | 0  |
| 2022  | N.Y. JETS | 4  | 4  | 6              | 9   | 1.5  | 4  | 1  | 0         | 0   | 0.0 | -  | 0  |
| 2023  | MIAMI     | 6  | 0  | 8              | -9  | -1.1 | -1 | 0  | 0         | 0   | 0.0 | -  | 0  |
| NFL TOTALS  |           | 14 | 7  | 19             | -1  | -0.1 | 4  | 1  | 0         | 0   | 0.0 | -  | 0  |

| ADDITIONAL STATS                           |  |
|--|--|
| 2-Point Conversions:                       | (N.Y. Jets) 1 reception in 2021.           |
| Career Regular Season Record As A Starter: | (N.Y. Jets)                                |
|  | 1-2 in 2021, 1-3 in 2022 for total of 2-5. |

| SINGLE-GAME CAREER HIGHS        |       |                                    |
|---------------------------------|-------|------------------------------------|
| Pass Attempts:                  | 57    | at Minnesota, 12/4/22              |
| Completions:                    | 37    | vs. Cincinnati, 10/31/21           |
| Passing Yards:                  | 405   | vs. Cincinnati, 10/31/21           |
| TD Passes:                      | 3     | Twice, last: vs. Chicago, 11/27/22 |
| Longest Pass:                   | 68t   | vs. Denver, 9/24/23                |
| Completion Pct. (min. 20 att.): | 82.2  | vs. Cincinnati, 10/31/21           |
| Passer Rating:                  | 149.3 | vs. Chicago, 11/27/22              |
| Rush Attempts:                  | 5     | vs. Cincinnati, 10/31/21           |
| Rushing Yards:                  | 7     | at Minnesota, 12/4/22              |
| Longest Run:                    | 4     | at Minnesota, 12/4/22              |
| Rushing TDs:                    | 1     | at Minnesota, 12/4/22              |

| WHITE'S 4TH QUARTER COMEBACK VICTORIES (1) |          |            |              |             |
|--|----------|------------|--------------|-------------|
| DATE                                       | OPP      | 4Q DEFICIT | 4Q/OT STATS  | FINAL SCORE |
| 1. 10/31/21                                | vs. Cin. | 20-31      | 10-8-103-2-0 | 34-31       |

| WHITE'S GAME-WINNING DRIVES (1) |          |                   |           |             |
|---------------------------------|----------|-------------------|-----------|-------------|
| DATE                            | OPP      | GW SCORE          | TIME LEFT | FINAL SCORE |
| 1. 10/31/21                     | vs. Cin. | Kroft 13-yard rec | 3:45      | 34-31       |

| 300-YARD PASSING GAMES (3) |          |     |     |      |     |    |     |     |       |  |
|----------------------------|----------|-----|-----|------|-----|----|-----|-----|-------|--|
| DATE                       | OPP      | ATT | CMP | PCT  | YDS | TD | INT | LG  | RATE  |  |
| 10/31/21                   | vs. Cin. | 45  | 37  | 82.2 | 405 | 3  | 2   | 26  | 107.9 |  |
| 11/27/22                   | vs. Chi. | 28  | 22  | 78.6 | 315 | 3  | 0   | 54t | 149.3 |  |
| 12/4/22                    | at Min.  | 57  | 31  | 54.4 | 369 | 0  | 0   | 60  | 59.8  |  |

| 2021 GAME-BY-GAME STATS (N.Y. JETS) |                 |     |     |     |      |                  |    |     |    |        |
|-------------------------------------|-----------------|-----|-----|-----|------|------------------|----|-----|----|--------|
| DATE                                | OPPONENT        | P/S | ATT | CMP | PCT  | YDS              | TD | INT | LG | SK/YDS |
| 09/12                               | at Carolina     |     |     |     |      | DID NOT PLAY     |    |     |    |        |
| 09/19                               | NEW ENGLAND     |     |     |     |      | DID NOT PLAY     |    |     |    |        |
| 09/26                               | at Denver       |     |     |     |      | DID NOT PLAY     |    |     |    |        |
| 10/03                               | TENNESSEE       |     |     |     |      | DID NOT PLAY     |    |     |    |        |
| 10/10                               | at Atlanta      |     |     |     |      | DID NOT PLAY     |    |     |    |        |
| 10/24                               | at New England  | 1/0 | 32  | 20  | 62.5 | 202              | 1  | 2   | 22 | 1/8    |
| 10/31                               | CINCINNATI      | 1/1 | 45  | 37  | 82.2 | 405              | 3  | 2   | 26 | 2/8    |
| 11/04                               | at Indianapolis | 1/1 | 11  | 7   | 63.6 | 95               | 1  | 0   | 26 | 0/0    |
| 11/14                               | BUFFALO         | 1/1 | 44  | 24  | 54.5 | 251              | 0  | 4   | 28 | 1/2    |
| 11/21                               | MIAMI           |     |     |     |      | DID NOT PLAY     |    |     |    |        |
| 11/28                               | at Houston      |     |     |     |      | RESERVE/COVID-19 |    |     |    |        |
| 12/05                               | PHILADELPHIA    |     |     |     |      | RESERVE/COVID-19 |    |     |    |        |
| 12/12                               | NEW ORLEANS     |     |     |     |      | RESERVE/COVID-19 |    |     |    |        |
| 12/19                               | at Miami        |     |     |     |      | RESERVE/COVID-19 |    |     |    |        |
| 12/26                               | JACKSONVILLE    |     |     |     |      | DID NOT PLAY     |    |     |    |        |
| 01/02                               | TAMPA BAY       |     |     |     |      | INACTIVE         |    |     |    |        |
| 01/09                               | at Buffalo      |     |     |     |      | INACTIVE         |    |     |    |        |
| 2021 TOTALS                         |                 | 4/3 | 132 | 88  | 66.7 | 953              | 5  | 8   | 28 | 4/18   |

2022 GAME-BY-GAME STATS (N.Y. JETS)

| DATE        | OPPONENT       | P/S | ATT | CMP | PCT  | YDS          | TD | INT | LG  | SK/YDS |
|-------------|----------------|-----|-----|-----|------|--------------|----|-----|-----|--------|
| 09/11       | BALTIMORE      |     |     |     |      | DID NOT PLAY |    |     |     |        |
| 09/18       | at Cleveland   |     |     |     |      | DID NOT PLAY |    |     |     |        |
| 09/25       | CINCINNATI     |     |     |     |      | DID NOT PLAY |    |     |     |        |
| 10/02       | at Pittsburgh  |     |     |     |      | INACTIVE     |    |     |     |        |
| 10/09       | MIAMI          |     |     |     |      | INACTIVE     |    |     |     |        |
| 10/16       | at Green Bay   |     |     |     |      | INACTIVE     |    |     |     |        |
| 10/23       | at Denver      |     |     |     |      | INACTIVE     |    |     |     |        |
| 10/30       | NEW ENGLAND    |     |     |     |      | DID NOT PLAY |    |     |     |        |
| 11/06       | BUFFALO        |     |     |     |      | DID NOT PLAY |    |     |     |        |
| 11/20       | at New England |     |     |     |      | DID NOT PLAY |    |     |     |        |
| 11/27       | CHICAGO        | 1/1 | 28  | 22  | 78.6 | 315          | 3  | 0   | 54t | 1/7    |
| 12/04       | at Minnesota   | 1/1 | 57  | 31  | 54.4 | 369          | 0  | 2   | 60  | 1/3    |
| 12/11       | at Buffalo     | 1/1 | 44  | 27  | 61.4 | 268          | 0  | 0   | 25  | 3/30   |
| 12/18       | DETROIT        |     |     |     |      | INACTIVE     |    |     |     |        |
| 12/22       | JACKSONVILLE   |     |     |     |      | INACTIVE     |    |     |     |        |
| 01/01       | at Seattle     | 1/1 | 46  | 23  | 50.0 | 240          | 0  | 2   | 30  | 4/36   |
| 01/08       | at Miami       |     |     |     |      | INACTIVE     |    |     |     |        |
| 2022 TOTALS |                | 4/4 | 175 | 103 | 58.9 | 1192         | 3  | 4   | 54t | 9/76   |

2023 GAME-BY-GAME STATS (MIAMI)

| DATE        | OPPONENT         | P/S | ATT | CMP | PCT   | YDS          | TD | INT | LG  | SK/YDS |
|-------------|------------------|-----|-----|-----|-------|--------------|----|-----|-----|--------|
| 09/10       | at L.A. Chargers |     |     |     |       | DID NOT PLAY |    |     |     |        |
| 09/17       | at New England   |     |     |     |       | DID NOT PLAY |    |     |     |        |
| 09/24       | DENVER           | 1/0 | 2   | 2   | 100.0 | 67           | 1  | 0   | 68t | 0/0    |
| 10/01       | at Buffalo       |     |     |     |       | DID NOT PLAY |    |     |     |        |
| 10/08       | N.Y. GIANTS      |     |     |     |       | DID NOT PLAY |    |     |     |        |
| 10/15       | CAROLINA         | 1/0 | 1   | 0   | 0.0   | 0            | 0  | 1   | -   | 0/0    |
| 10/22       | at Philadelphia  |     |     |     |       | DID NOT PLAY |    |     |     |        |
| 10/29       | NEW ENGLAND      |     |     |     |       | DID NOT PLAY |    |     |     |        |
| 11/05       | at Kansas City   |     |     |     |       | DID NOT PLAY |    |     |     |        |
| 11/19       | LAS VEGAS        |     |     |     |       | DID NOT PLAY |    |     |     |        |
| 11/24       | at N.Y. Jets     | 1/0 | 0   | 0   | 0.0   | 0            | 0  | 0   | -   | 0/0    |
| 12/03       | at Washington    | 1/0 | 1   | 1   | 100.0 | 3            | 0  | 0   | 3   | 0/0    |
| 12/11       | TENNESSEE        |     |     |     |       | DID NOT PLAY |    |     |     |        |
| 12/17       | N.Y. JETS        | 1/0 | 2   | 2   | 100.0 | 4            | 0  | 0   | 3   | 0/0    |
| 12/24       | DALLAS           |     |     |     |       | DID NOT PLAY |    |     |     |        |
| 12/31       | at Baltimore     | 1/0 | 0   | 0   | 0.0   | 0            | 0  | 0   | -   | 0/0    |
| 01/07       | BUFFALO          |     |     |     |       | DID NOT PLAY |    |     |     |        |
| 2023 TOTALS |                  | 6/0 | 6   | 5   | 83.3  | 74           | 1  | 1   | 68t | 0/0    |
| DATE        | OPPONENT         | P/S | ATT | CMP | PCT   | YDS          | TD | INT | LG  | SK/YDS |
| 01/13       | at Kansas City*  |     |     |     |       | DID NOT PLAY |    |     |     |        |

\* AFC Wild Card game



CHRISTIAN  
WILKINS

DEFENSIVE TACKLE // 6-4 // 310 // CLEMSON '19  
ACQUIRED: D1, '19  
HOMETOWN: SPRINGFIELD, MASS. // BORN: 12/20/95  
NFL: FIFTH SEASON // DOLPHINS: FIFTH SEASON

C 2022, 2023

## NFL CAREER

### TRANSACTIONS:

- 1st-round pick (13th overall) by Miami in the 2019 NFL Draft.

### CAREER HONORS:

- No. 81 on the NFL Network Top 100 list in 2023.

### CAREER HIGHLIGHTS:

- Played in 81 career games with 77 starts.
- 353 tackles (202 solo), 20.5 sacks, 1 interception, 19 passes defended, 4 forced fumbles and 6 fumble recoveries.
- 2 receptions for 2 yards (2.0 avg.) and 2 TDs.
- 2 solo special teams tackles.
- Started 2 postseason games.
- His 353 career tackles are the most among all NFL defensive linemen since he entered the league in 2019:

#### NFL DEFENSIVE LINEMEN TACKLES LEADERS (SINCE 2019)

| PLAYER               | TEAM    | TOT | SOLO | ASST |
|----------------------|---------|-----|------|------|
| 1. CHRISTIAN WILKINS | MIA.    | 353 | 202  | 151  |
| 2. DeForest Buckner  | SF/Ind. | 342 | 199  | 143  |
| 3. Cameron Heyward   | Pit.    | 333 | 198  | 135  |
| 4. Maxx Crosby       | LV      | 319 | 204  | 115  |
| 5. Sam Hubbard       | Cin.    | 318 | 184  | 134  |

- His 9.0 sacks in 2023 were the 5th-most among NFL defensive tackles:

#### 2023 SACK LEADERS (DEFENSIVE TACKLES)

| PLAYER               | TEAM | SACKS |
|----------------------|------|-------|
| 1. Justin Madubuike  | Bal. | 13.0  |
| 2. Chris Jones       | KC   | 10.5  |
| 3. Zach Sieler       | Mia. | 10.0  |
| 4. Ed Oliver         | Buf. | 9.5   |
| 5. CHRISTIAN WILKINS | MIA. | 9.0   |

- His 9.0 sacks in 2023 were the 2nd-most by a defensive tackle in single-season franchise history:

#### MOST SACKS BY A DEFENSIVE TACKLE IN FRANCHISE HISTORY (SINGLE-SEASON)

| PLAYER               | YEAR | SACKS |
|----------------------|------|-------|
| 1. Zach Sieler       | 2023 | 10.0  |
| 2. CHRISTIAN WILKINS | 2023 | 9.0   |
| 3. Bob Baumhower     | 1983 | 8.0   |
| 4. Randy Starks      | 2009 | 7.0   |
| Mike Charles         | 1985 | 7.0   |

- His 98 tackles in 2022 were the most by an NFL defensive lineman since 1994:

#### MOST TACKLES IN A SEASON BY A D-LINEMAN (SINCE 1994)

| PLAYER               | TM   | YR   | TKLS |
|----------------------|------|------|------|
| 1. CHRISTIAN WILKINS | MIA. | 2022 | 98   |
| 2. Anthony Spencer   | Dal. | 2012 | 95   |
| Michael Bankston     | Ari. | 1997 | 95   |
| Ted Washington       | Buf. | 1996 | 92   |
| 5. CHRISTIAN WILKINS | MIA. | 2021 | 89   |
| Cameron Heyward      | Pit. | 2021 | 89   |
| Aaron Kampman        | GB   | 2006 | 89   |

- He led all NFL defensive linemen with 98 tackles in 2022:

#### NFL DEFENSIVE LINEMEN TACKLES LEADERS (2022)

| PLAYER               | TEAM | TOT | SOLO | ASST |
|----------------------|------|-----|------|------|
| 1. CHRISTIAN WILKINS | MIA. | 98  | 59   | 39   |
| 2. Maxx Crosby       | LV   | 87  | 58   | 29   |
| 3. DeForest Buckner  | Ind. | 74  | 44   | 30   |
| Cameron Heyward      | Pit. | 74  | 39   | 35   |
| 5. Zach Sieler       | Mia. | 70  | 41   | 29   |
| Grover Stewart       | Ind. | 70  | 44   | 26   |

- His 98 tackles in 2022 were the most by a Dolphins defensive lineman since full tackle records began in 1986:

#### MOST TACKLES IN A SEASON BY A DOLPHINS D-LINEMAN (SINCE 1986)

| PLAYER               | POS | YR   | TKLS |
|----------------------|-----|------|------|
| 1. CHRISTIAN WILKINS | DT  | 2022 | 98   |
| 2. Jeff Cross        | DE  | 1993 | 93   |
| 3. CHRISTIAN WILKINS | DT  | 2021 | 89   |
| 4. Marco Coleman     | DE  | 1992 | 84   |
| 5. Larry Jackson     | DE  | 1997 | 78   |

- His 56 tackles in 2019 were the most by any rookie defensive lineman in the league that season:

#### 2019 NFL TACKLES LEADERS (ROOKIE DEFENSIVE LINEMEN)

| PLAYER               | TEAMS | TOT | SOLO | ASST |
|----------------------|-------|-----|------|------|
| 1. CHRISTIAN WILKINS | MIA.  | 56  | 30   | 26   |
| 2. Nick Bosa         | SF    | 47  | 32   | 15   |
| 3. Maxx Crosby       | Oak.  | 46  | 35   | 11   |
| 4. Josh Allen        | Jax.  | 44  | 31   | 13   |
| 5. Ed Oliver         | Buf.  | 43  | 24   | 19   |

- His 56 tackles in 2019 were the 5th-most by an NFL rookie defensive lineman since 2015.
- His 56 tackles in 2019 were tied for the 5th-most by any defensive tackle in the NFL that season:

## 2019 NFL TACKLES LEADERS (DEFENSIVE TACKLES)

| PLAYER                      | TEAM        | TOT       | SOLO      | ASST      |
|-----------------------------|-------------|-----------|-----------|-----------|
| 1. Cameron Heyward          | Pit.        | 83        | 51        | 32        |
| 2. Davon Godchaux           | Mia.        | 75        | 33        | 42        |
| 3. Grady Jarrett            | Atl.        | 69        | 38        | 31        |
| 4. Sheldon Richardson       | Cle.        | 62        | 43        | 19        |
| 5. <b>CHRISTIAN WILKINS</b> | <b>MIA.</b> | <b>56</b> | <b>30</b> | <b>26</b> |
| 6. Tyler Davison            | Atl.        | 55        | 26        | 29        |

- Is a 2-time team captain (2022-23).

## 2023 (MIAMI):

- Started all 17 games.
- 63 tackles (36 solo), 9.0 sacks, 2 passes defended, 1 forced fumble and 2 fumble recoveries.
- 2 solo special teams tackles.
- Served as a team captain.

**AT NEW ENGLAND (9/17):** 6 tackles (4 solo) and 1.0 sack; 1 solo special teams tackle.

- Sacked QB Mac Jones on 1st-and-10 for a loss of 4 yards in the 4th quarter.

**VS. CAROLINA (10/15):** 5 tackles (2 solo) and 2.0 sacks.

- Sacked QB Bryce Young for a loss of 9 yards in the 3rd quarter to force Carolina to punt.
- Sacked QB Bryce Young for a loss of 10 yards in the 4th quarter.

**AT PHILADELPHIA (10/22):** 6 tackles (2 solo) and 1 fumble recovery.

- Recovered a QB Jalen Hurts fumble forced by LB Bradley Chubb on a strip-sack in the 1st quarter that led to a Miami field goal.

**AT N.Y. JETS (11/24):** 3 solo tackles and 2.0 sacks.

- Sacked QB Tim Boyle for a loss of 7 yards on 3rd-and-3 with 6:57 remaining in the 2nd quarter.
- Sacked QB Tim Boyle for a loss of 9 yards with 10:31 remaining in the 3rd quarter.

**VS. BUFFALO (1/7):** 5 solo tackles, 1.0 sack, 1 forced fumble and 1 fumble recovery.

- Strip-sacked QB Josh Allen for a loss of 7 yards and recovered the fumble with 0:17 remaining in the 3rd quarter.

## POSTSEASON:

**AFC WILD CARD AT KANSAS CITY (1/13):** 3 assisted tackles.

## HONORS:

- No. 81 on the NFL Network Top 100 list.

## 2022 (MIAMI):

- Started all 17 games.
- 98 tackles (59 solo), 3.5 sacks, 6 passes defended, 2 forced fumbles and 1 fumble recovery.
- Served as a team captain.

**VS. PITTSBURGH (10/23):** 6 tackles (4 solo) and 0.5 sack.

- Split a sack of QB Kenny Pickett with LB Jaelen Phillips on a 2nd-and-10 snap with just under 2 minutes left in the game.

**AT SAN FRANCISCO (12/4):** 12 tackles (7 solo) and 1 forced fumble.

- Stripped the ball from WR Jauan Jennings in the 2nd quarter.

**AT BUFFALO (12/17):** 6 tackles (4 solo), 1 forced fumble and 1 fumble recovery.

- Recovered a fumble by QB Josh Allen that was

forced by LB Jaelen Phillips in the 4th quarter.

- On the next defensive snap, forced a fumble of QB Josh Allen that was recovered by Buffalo.

## POSTSEASON:

**AFC WILD CARD AT BUFFALO (1/15):** 4 tackles (2 solo) and 1.0 sack.

- Split a sack with DT Zach Sieler of QB Josh Allen on a 3rd-and-8 snap early in the 2nd quarter.
- Split a sack with DT Zach Sieler of QB Josh Allen on a 2nd-and-8 snap late in the 2nd quarter.

## 2021 (MIAMI):

- Started all 17 games.
- 89 tackles (49 solo), 4.5 sacks, 4 passes defended, 1 forced fumble and 1 fumble recovery.
- 1 reception for 1 yard and 1 TD.

**AT JACKSONVILLE IN LONDON (10/17):** 3 tackles (2 solo), 1.0 sack and 1 forced fumble.

- Strip-sacked QB Trevor Lawrence in the 3rd quarter and the fumble was recovered by DT Zach Sieler.

**AT N.Y. JETS (11/21):** 3 tackles (2 solo) and 1 fumble recovery.

- Recovered a QB Joe Flacco fumble forced by S Brandon Jones in the 2nd quarter.

**VS. N.Y. JETS (12/19):** 7 tackles (2 solo) and 1 pass defended; 1 reception for 1 yard and 1 TD.

- Caught a 1-yard TD pass from QB Tua Tagovailoa in the 4th quarter to give Miami a 24-17 lead.

**VS. NEW ENGLAND (1/9):** 7 tackles (6 solo), 1.0 sack and 1 pass defended.

- Sacked QB Mac Jones for a loss of 8 yards on 3rd-and-4 in the 3rd quarter.

## 2020 (MIAMI):

- Played in 14 games with 12 starts.
- Spent 2 games on the Reserve/COVID-19 list.
- 47 tackles (28 solo), 1.5 sacks, 1 interception, 5 passes defended and 1 fumble recovery.
- Member of the team's Social Impact Committee.

**AT SAN FRANCISCO (10/11):** 2 tackles (1 solo) and 1 fumble recovery.

- Recovered a QB C.J. Beathard fumble forced by DE Emmanuel Ogbah in the 4th quarter.

**VS. N.Y. JETS (10/18):** 5 tackles (3 solo), 1.0 sack and 2 passes defended.

- Sacked QB Joe Flacco in the 2nd quarter on 3rd-and-6 for a loss of 8 yards.

**VS. L.A. RAMS (11/1):** 5 tackles (3 solo), 1 interception and 1 pass defended.

- Intercepted QB Jared Goff in the 2nd quarter and returned it 8 yards for his 1st career interception.

## HONORS:

- Won the Nat Moore Community Service Award as part of the team's Social Impact Committee.

## 2019 (MIAMI):

- Played in all 16 games with 14 starts.
- 56 tackles (30 solo), 2.0 sacks and 2 passes defended.
- 1 reception for 1 yard and 1 TD.
- His 56 tackles were the most by any rookie defensive lineman in the league.
- His 56 tackles were the 5th-most by an NFL

rookie defensive linemen since 2015.

- His 56 tackles were the 5th-most by any defensive tackle in the NFL.

**VS. N.Y. JETS (11/3):** 5 tackles (3 solo) and 1.0 sack.

- Sacked QB Sam Darnold on 3rd-and-3 forcing a Jets missed field goal.
- It was his 1st career sack.

**AT CLEVELAND (11/24):** 6 tackles (3 solo).

**VS. CINCINNATI (12/22):** 3 solo tackles and 1.0 sack; 1 reception for 1 yard and 1 TD.

- Scored a 1-yard TD on Miami's first possession. He caught a pass out of the backfield and recovered his own fumble in the end zone for the score. It was the 1st reception and TD of his career.
- Is the 2nd Dolphins defensive player ever to catch a touchdown (Vern den Herder).
- Is just the 3rd player NFL player in the 2010s decade to catch a TD and record a sack on the same game (Vita Vea and J.J. Watt).
- Sacked QB Andy Dalton in the 3rd quarter.

## BEFORE THE NFL

### COLLEGE (CLEMSON):

- 4-year letterman (2015-18) and 3-year starter.

**CAREER:** Played in all 59 games with 45 starts; 191 tackles (94 solo), 16 sacks, 16 passes defended, 2 forced fumbles and 4 fumble recoveries; 2 blocked kicks; 4 carries for 13 yards (3.3 avg.) and 2 TDs; 2 receptions for 32 yards (16.0 avg.) and 1 TD.

- Finished his career tied for the most games played in school history (59).
- 1 of 4 players in school history to earn All-American honors in 3 different seasons.

**SENIOR (2018):** Started all 15 games; 50 tackles (26 solo), 6 sacks, 2 passes defended, 1 forced fumble and 2 fumble recoveries; 1 blocked kick; 3 carries for 3 yards (1.0 avg.) and 2 TDs.

- Won the William V. Campbell Trophy (nation's best scholar-athlete) and became the 1st player in school history to win the award.
- Unanimous 1st-team All-American.
- 1st-team All-ACC.
- Finalist for the Chuck Bednarik Award (nation's top defensive player).
- Finalist for the Bronko Nagurski Trophy (best defensive player).
- Finalist for the Outland Trophy (nation's best interior lineman).
- Finalist for the Lombardi Award (based on performance, leadership, character and resiliency).
- Finalist for the Lott IMPACT Trophy (best defensive player in character and performance).
- Finalist for the Senior CLASS Award (most outstanding senior).
- Helped his team win the College Football Playoff National Championship.
- Voted a team captain.

**JUNIOR (2017):** Started all 14 games; 60 tackles (26 solo), 4.5 sacks and 4 passes defended.

- Won the Bill Willis Award (nation's best defensive lineman).
- 1st-team All-American.

- 1st-team All-ACC.

- Served as a team captain.

**SOPHOMORE (2016):** Started all 15 games; 48 tackles (24 solo), 3.5 sacks, 10 passes defended and 2 fumble recoveries; 1 blocked kick; 1 carry for 10 yards; 1 reception for 1 yard and 1 TD.

- 1st-team All-American.
- 2nd-team All-ACC.
- Finalist for the Bronko Nagurski Trophy (nation's best defensive player).
- Helped his team win the College Football Playoff National Championship.

**TRUE FRESHMAN (2015):** Played in all 15 games with 1 start; 33 tackles (18 solo), 2 sacks and 1 forced fumble; 1 reception for 31 yards.

- Freshman All-American.

## HIGH SCHOOL (SUFFIELD ACADEMY - SUFFIELD, CONN.)

- Also lettered in basketball.

**CAREER:** Played in 35 games; 253 tackles, 28.5 sacks and 6 fumble recoveries.

**SENIOR (2014):** 71 tackles, 8 sacks and 4 forced fumbles.

**JUNIOR (2013):** 57 tackles.

**SOPHOMORE (2012):** 12 receptions for 209 yards (17.4 avg.) and 2 TDs.

## OFF THE FIELD

### COMMUNITY:

#### 2023:

- Hosted a holiday shopping spree for 25 children from Gwen Cherry Park, in collaboration with Miami-Dade Parks and Recreation, to provide holiday gifts and essentials.
- Participated in the 35-mile bike ride at DCC XIII to benefit Sylvester Comprehensive Cancer Center.

#### 2022:

- Partnered with Dade County Federal Credit Union to distribute 800 Thanksgiving turkeys to Miami Gardens families.
- Along with defensive teammates, hosted a Thanksgiving dinner at Hard Rock Stadium for 100 kids from Big Brothers Big Sisters of Broward and Miami.
- Hosted a Halloween shopping event at Spirit Halloween for 35 children from Break the Cycle and Alex's Place, the pediatric hematology-oncology clinic at the Sylvester Comprehensive Cancer Center.
- Participated in the 35-mile bike ride at DCC XII to benefit Sylvester Comprehensive Cancer Center.

#### 2021:

- Partnered with Dade County Federal Union to distribute hundreds of Thanksgiving turkeys and meals for South Florida families involved in the Head Start Program for school readiness in low-income households.

#### 2020:

- Helped establish the Social Impact Committee to make a difference in civic engagement, education and economic empowerment.
- Rode the 25-mile Fort Lauderdale Ride in the 2020 Dolphins Cancer Challenge.



2019:

- In 2019, along with fellow Dolphins rookies, collaborated with Neighbors4Neighbors to sponsor four South Florida families with holiday gifts and game tickets.
- Delivered Thanksgiving meals to local families in need with the Fort Lauderdale Police Department through Football Unites.
- Visited children at Alex's Place at Sylvester Comprehensive Cancer Center.
- Volunteered with Big Brothers Big Sisters of Miami for the Top Golf event through Football Unites.
- Delivered and assembled beds for two South Florida families in need in partnership with Ashley HomeStore.

- Spent time with 80 local youth from the His House Children's Home, a Miami Gardens foster care residential facility, and shopped for back-to-school shoes at DSW Designer Shoe Warehouse.
- Surprised 100 underprivileged kids in South Florida with brand new beds in partnership with Ashley HomeStore and helped host the 3rd annual Hope to Dream Sleepover at the Baptist Health Training Facility.

PERSONAL:

- **GRADUATE DEGREE:** Athletic leadership.
- **MAJOR:** Communication.

| CHRISTIAN WILKINS' NFL REGULAR SEASON STATS |       |    |    |         |      |      |      |       |               |     |    |    |    |         |    |
|---|-------|----|----|---------|------|------|------|-------|---------------|-----|----|----|----|---------|----|
| YEAR  | TEAM  | GP | GS | TACKLES |      |      |      |       | INTERCEPTIONS |     |    |    |    | FUMBLES |    |
|   |       |    |    | TOT     | SOLO | ASST | SK   | YDS   | INT           | YDS | LG | TD | PD | FF      | FR |
| 2019  | MIAMI | 16 | 14 | 56      | 30   | 26   | 2.0  | 14.0  | 0             | 0   | -  | 0  | 2  | 0       | 1  |
| 2020  | MIAMI | 14 | 12 | 47      | 28   | 19   | 1.5  | 10.0  | 1             | 8   | 8  | 0  | 5  | 0       | 1  |
| 2021  | MIAMI | 17 | 17 | 89      | 49   | 40   | 4.5  | 31.0  | 0             | 0   | -  | 0  | 4  | 1       | 1  |
| 2022  | MIAMI | 17 | 17 | 98      | 59   | 39   | 3.5  | 24.5  | 0             | 0   | -  | 0  | 6  | 2       | 1  |
| 2023  | MIAMI | 17 | 17 | 63      | 36   | 27   | 9.0  | 71.0  | 0             | 0   | -  | 0  | 2  | 1       | 2  |
| NFL TOTALS                                  |       | 81 | 77 | 353     | 202  | 151  | 20.5 | 150.5 | 1             | 8   | 8  | 0  | 19 | 4       | 6  |

| CHRISTIAN WILKINS' NFL PLAYOFF STATS |       |    |    |         |      |      |     |     |               |     |    |    |    |         |    |
|--------------------------------------|-------|----|----|---------|------|------|-----|-----|---------------|-----|----|----|----|---------|----|
| YEAR                                 | TEAM  | GP | GS | TACKLES |      |      |     |     | INTERCEPTIONS |     |    |    |    | FUMBLES |    |
|                                      |       |    |    | TOT     | SOLO | ASST | SK  | YDS | INT           | YDS | LG | TD | PD | FF      | FR |
| 2022                                 | MIAMI | 1  | 1  | 4       | 2    | 2    | 1.0 | 1.0 | 0             | 0   | -  | 0  | 0  | 0       | 0  |
| 2023                                 | MIAMI | 1  | 1  | 3       | 0    | 3    | 0.0 | 0.0 | 0             | 0   | -  | 0  | 0  | 0       | 0  |
| PLAYOFF TOTALS                       |       | 2  | 2  | 7       | 2    | 5    | 1.0 | 1.0 | 0             | 0   | -  | 0  | 0  | 0       | 0  |

ADDITIONAL STATS

**Receiving:** 1 for 1 yard and 1 TD in 2019; 1 for 1 yard and 1 TD in 2021.

**Special Teams Tackles:** 2 in 2023 for total of 2.

SINGLE-GAME CAREER HIGHS

**Tackles:** 12 at San Francisco, 12/4/22

**Sacks:** 2.0 Twice, last: at N.Y. Jets, 11/24/23

**Interceptions:** 1 vs. L.A. Rams, 11/1/20

**Passes Defensed:** 2 3 times, last: vs. Green Bay, 12/25/22

**Forced Fumbles:** 1 4 times, last: vs. Buffalo, 1/7/24

**Fumble Recoveries:** 1 6 times, last: vs. Buffalo, 1/7/24



## NFL CAREER

### TRANSACTIONS:

- Signed by Miami as an unrestricted free agent from Dallas on March 17, 2022.
- 2nd-round pick (50th overall) by Dallas in the 2018 NFL Draft.

### CAREER HIGHLIGHTS:

- Played in 83 career games with 77 starts – 47 at left guard, 27 at center, 2 at right guard and 1 at fullback.
- 3 miscellaneous tackles.
- Started 4 postseason games – 3 with Dallas and 1 with Miami.

### 2023 (MIAMI):

- Started 9 games at center.
- Dressed but did not play in 1 game.
- Inactive for 3 games.
- Missed the rest of the season after being placed on injured reserve on Dec. 13.

### AT L.A. CHARGERS (9/10):

- Started at center.
- Helped the offense total 536 yards and 36 points while not allowing QB Tua Tagovailoa to get sacked.

### VS. DENVER (9/24):

- Started at center.
- Helped the offense break team records for points (70), total yards (726) and rushing yards (350), while not surrendering a sack.

### AT WASHINGTON (12/3):

- Started at center.
- Helped the Dolphins total 406 yards and 45 points while not surrendering a sack.

### 2022 (MIAMI):

- Started all 17 games at center.

### VS. NEW ENGLAND (9/11):

- Started at center.
- Made his Dolphins debut.

### AT BALTIMORE (9/18):

- Started at center.
- Helped the Dolphins overcome a 21-point fourth-quarter deficit and post 547 total yards in the win.

### AT DETROIT (10/30):

- Started at center.
- Helped the Dolphins total 476 yards of offense in the come-from-behind victory.

### VS. CLEVELAND (11/13):

- Started at center.
- Helped the offense total 491 yards and 39 points while not allowing QB Tua Tagovailoa to get sacked.

### POSTSEASON:

**AFC WILD CARD AT BUFFALO (1/15):** Started at center.

### 2021 (DALLAS):

- Played in all 17 games with 14 starts – 13 at left guard and 1 at fullback.

### AT TAMPA BAY (9/9):

Started at left guard.

### AT NEW ENGLAND (10/17):

- Started at left guard.
- Protected QB Dak Prescott as the team did not allow a sack.

### VS. WASHINGTON (12/26):

Started at left guard.

### POSTSEASON:

**NFC WILD CARD VS. SAN FRANCISCO (1/16):**

Started at left guard.

### 2020 (DALLAS):

- Started all 16 games – 15 at left guard and 1 at center.
- 1 miscellaneous tackle.

### VS. ATLANTA (9/20):

Started at left guard. Paved the way for a ground attack that scored 4 rushing touchdowns, including 3 from QB Dak Prescott.

### AT CINCINNATI (12/13):

Started at left guard.

### VS. PHILADELPHIA (12/27):

Started at left guard.

### 2019 (DALLAS):

- Started 11 games at left guard.
- Inactive for 1 game.
- Missed the final 4 games after being placed on injured reserve on Dec. 2.

### VS. MIAMI (9/22):

- Started at left guard.
- Paved the way for RB Ezekiel Elliott and RB Tony Pollard to each have a 100-yard rushing output.

### VS. GREEN BAY (10/6):

- Started at left guard.
- Helped the offense produce a season-high 563 yards of total offense.

### AT N.Y. GIANTS (11/4):

- Started at left guard.
- Protected QB Dak Prescott as the team did not allow a sack.

### 2018 (DALLAS):

- Played in 13 games with 10 starts – 8 at left guard and 2 at right guard.
- Dressed but did not play in 2 games.
- Inactive for 1 game.

### AT CAROLINA (9/9):

Started at left guard.

- Made his NFL debut.
- VS. DETROIT (9/30):** Started at left guard.
- Blocked for RB Ezekiel Elliott to have a 152-yard rushing game.
- VS. JACKSONVILLE (10/14):** Started at left guard.
- POSTSEASON:**
- NFC WILD CARD VS. SEATTLE (1/5):** Started at left guard.
- NFC DIVISIONAL AT L.A. RAMS (1/12):** Started at left guard.

## BEFORE THE NFL

### COLLEGE (TEXAS):

- 3-year starter (2015-17)
- CAREER:** Played in 29 games with 28 starts at left tackle.
- JUNIOR (2017):** Started 5 games at left tackle.
- SOPHOMORE (2016):** Played in all 12 games with 11 starts at left tackle
- 1st-team All-American.
  - 1st-team All-Big-12.

**TRUE FRESHMAN (2015):** Started all 12 games at left tackle.

- 1st-team Freshman All-American.
- Honorable mention All-Big-12.

### HIGH SCHOOL (COPPELL HS – COPPELL, TEXAS)

- Played tight end and also on the offensive and defensive lines.
- SENIOR (2014):** 38 tackles, 3.0 sacks, 5 forced fumbles and 2 passes defended.
- 2nd-team all-state.
  - 2nd-team all-area.
  - 1st-team all-district.
- JUNIOR (2013):** 3 receptions for 20 yards and 1 TD.
- 2nd-team all-district.

## OFF THE FIELD

### PERSONAL:

- **MAJOR:** Business finance.

## CONNOR WILLIAMS' NFL REGULAR SEASON STATS

**GAMES/STARTS:** (Dallas) 2018: 13/10, 2019: 11/11, 2020: 16/16, 2021: 17/14, (Miami) 2022: 17/17, **NFL TOTALS: 83/77**  
2023: 9/9

## CONNOR WILLIAMS' NFL PLAYOFF STATS

**GAMES/STARTS:** (Dallas) 2018: 2/2, 2021: 1/1, (Miami) 2022: 1/1 **PLAYOFF TOTALS: 4/4**

### ADDITIONAL STATS

**Miscellaneous Tackles:** (Dallas) 1 in 2018, 1 in 2019, 1 in 2020 for total of 3.

**Miscellaneous Fumble Recoveries:** (Miami) 1 in 2022.



## NFL CAREER

### TRANSACTIONS:

- Signed by Miami as an unrestricted free agent from Dallas on March 17, 2022.
- Signed to Dallas' active roster on Sept. 14, 2019
- Signed to Dallas' practice squad on Sept. 2, 2019.
- Waived by Dallas on Aug. 31, 2019.
- 6th-round pick (208th overall) by Dallas in the 2018 NFL Draft.

### CAREER HIGHLIGHTS:

- Played in 68 career games with 7 starts.
- 101 receptions for 1,269 yards (12.6 avg.) and 11 TDs.
- 6 carries for 7 yards (1.2 avg.).
- 5-for-5 passing (100 pct.) for 111 yards and 1 TD for a QB rating of 158.3.
- 3 kickoff returns for 64 yards (21.3 avg.).
- 35 punt returns for 196 yards (5.6 avg.).
- 2 solo special teams tackles.
- Appeared in 3 postseason games – 1 with Dallas and 2 with Miami.

### 2023 (MIAMI):

- Played in 15 games with 3 starts.
- Inactive for 2 games.
- 22 receptions for 296 yards (13.5 avg.) and 3 TDs.
- 4 punt returns for 30 yards (7.5 avg.).

**VS. NEW ENGLAND (10/29):** 1 reception for 1 yard (1.0 avg.) and 1 TD.

- Caught a 1-yard TD pass from QB Tua Tagovailoa to give Miami a 14-7 lead in the 2nd quarter.

**AT KANSAS CITY IN FRANKFURT (11/5):** 1 reception for 31 yards (31.0 avg.) and 1 TD.

- Caught a 31-yard TD pass from QB Tua Tagovailoa to put Miami on the board with 4:47 left in the 3rd quarter.

**AT BALTIMORE (12/31):** 2 receptions for 27 yards (13.5 avg.) and 1 TD.

- Caught an 8-yard TD pass from QB Tua Tagovailoa in the 1st quarter.

### POSTSEASON:

**AFC WILD CARD AT KANSAS CITY (1/13):** 3 receptions for 37 yards (12.3 avg.).

### 2022 (MIAMI):

- Played in 15 games.
- Inactive for 2 games.

- 12 receptions for 136 yards (11.3 avg.).
- 1 carry for 8 yards.
- 13 punt returns for 97 yards (7.5 avg.).

**VS. NEW ENGLAND (9/11):** 2 receptions for 20 yards (10.0 avg.); 1 carry for 8 yards.

- Made his Dolphins debut.

**AT CHICAGO (11/6):** 2 receptions for 23 yards (11.5 avg.); 1 punt return for 8 yards.

**VS. HOUSTON (11/27):** 2 receptions for 26 yards (13.0 avg.); 3 punt returns for 22 yards (7.3 avg.).

### POSTSEASON:

**AFC WILD CARD AT BUFFALO (1/15):** 1 reception for 14 yards; 2 punt returns for 53 yards (26.5 avg.).

- Returned a punt for 50 yards in the 2nd quarter, which was the longest punt return in Dolphins postseason history.

### 2021 (DALLAS):

- Played in 16 games with 4 starts.
- Inactive for 1 game.
- 45 receptions for 602 yards (13.4 avg.) and 6 TDs.
- 2 carries for 11 yards (5.5 avg.).
- 5 carries for -1 yard (-0.2 avg.).
- 3-for-3 passing (100 pct.) for 88 yards for a QB rating of 118.8.
- 11 punt returns for 36 yards (3.3 avg.).
- 1 solo special teams tackle.

**VS. CAROLINA (10/3):** 2 receptions for 30 yards (15.0 avg.) and 1 TD.

- Caught a 23-yard TD pass from QB Dak Prescott in the 3rd quarter to give Dallas a 33-14 lead.

**VS. LAS VEGAS (11/25):** 7 receptions for 104 yards (14.9 avg.); 2 punt returns for 16 yards (8.0 avg.).

**AT PHILADELPHIA (1/8):** 5 receptions for 119 yards (23.8 avg.) and 2 TDs.

- Caught a 14-yard TD pass from QB Dak Prescott to tie the game at 7-7 in the 1st quarter.
- Hauled in a 24-yard TD pass from QB Dak Prescott on 3rd-and-5 in the 2nd quarter to give Dallas a 17-10 advantage.

### POSTSEASON:

**NFC WILD CARD VS. SAN FRANCISCO (1/16):** 5 receptions for 62 yards (12.4 avg.); 1 miscellaneous tackle.

### 2020 (DALLAS):

- Played in all 16 games.
- 17 receptions for 189 yards (11.1 avg.) and 2 TDs.
- 3 carries for -12 yards (-4.0 avg.).

- 2-for-2 passing (100 pct.) for 23 yards and 1 TD for a QB rating of 154.2.
- 5 punt returns for 20 yards (4.0 avg.).
- 1 solo special teams tackle.

**AT SEATTLE (9/27):** 5 receptions for 107 yards (21.4 avg.) and 2 TDs; 1 punt return for 1 yard.

- Caught a 40-yard TD pass from QB Dak Prescott on 1st-and-10 in the 2nd quarter to cut Seattle's lead to 16-15.

- Hauled in a 42-yard TD pass in the 3rd quarter from QB Dak Prescott.

**VS. CLEVELAND (10/4):** 3 receptions for 34 yards (11.3 avg.); 1 punt return for 6 yards.

**VS. N.Y. GIANTS (10/11):** 4 receptions for 22 yards (5.5 avg.); 1-for-1 passing for 11 yards and a TD for a QB rating of 152.1.

- Threw an 11-yard TD pass to QB Dak Prescott to give Dallas a 24-20 lead in the 2nd quarter.

## 2019 (DALLAS):

- Played in 6 games.
- Spent 1 game on the practice squad.
- Inactive for 6 games.
- Missed the rest of the season after being placed on injured reserve on Dec. 10.
- 5 receptions for 46 yards (9.2 avg.).
- 3 kickoff returns for 64 yards (21.3 avg.).
- 2 punt returns for 13 yards (6.5 avg.).

**AT WASHINGTON (9/15):** 1 punt return for 0 yards.

- Made his NFL debut.

**AT N.Y. JETS (10/13):** 5 receptions for 46 yards (9.2 avg.).

## 2018 (DALLAS):

- Missed the entire season on injured reserve.

## BEFORE THE NFL

## COLLEGE (BOISE STATE):

- 2-year letterman (2016-17) and 1-year starter.
- Transferred from Coffeyville Community College following his sophomore season (2015).

**CAREER (AT BOISE STATE):** Played in 27 games with 18 starts; 139 receptions for 2,640 yards (19.0 avg.) and 18 TDs; 12 carries for 20 yards (1.7 avg);

31 kickoff returns for 742 yards (23.9 avg.); 10 punt returns for 132 yards (13.2 avg.); 4-of-5 passing (80.0pct.) for 130 yards and 1 TD.

**SENIOR (2017 AT BOISE STATE):** Played in 14 games with 13 starts; 83 receptions for 1,511 yards (18.2 avg.) and 7 TDs; 9 carries for 13 yards (1.4 avg.); 18 kickoff returns for 465 yards (25.8 avg.) 2-of-3 passing (66.7 pct.) for 46 yards.

- 1st-team All-Mountain.
- His 1,511 receiving yards were a single-season school record.

**JUNIOR (2016 AT BOISE STATE):** Played in 13 games with 5 starts; 56 receptions for 1,129 yards (20.2 avg.) and 11 TDs; 3 carries for 7 yards (2.3 avg.); 13 kickoff returns for 277 yards (21.3 avg.); 10 punt returns for 132 yards (13.2 avg.) 2-for-2 passing for 84 yards and 1 TD.

- Honorable mention All-Mountain West.
- Academic All-Mountain West.

**SOPHOMORE (2015 AT COFFEYVILLE):** 66 receptions for 1,045 yards (15.8 avg.) and 17 TDs.

- NJCAA All-American.

**TRUE FRESHMAN (2014 AT COFFEYVILLE):** Played in 11 games; 629 receiving yards and 10 TDs.

- All-conference.

## HIGH SCHOOL (WHITE STATION HS – MEMPHIS, TENN.)

- Played quarterback.

**SENIOR (2013):**

- All-state.

## OFF THE FIELD

## COMMUNITY:

**2023:**

- Participated in the 35-mile bike ride at DCC XIII to benefit Sylvester Comprehensive Cancer Center.

## PERSONAL:

- Father, Cedrick Wilson Sr., played for San Francisco (2001-04) and Pittsburgh (2005-07) and won Super Bowl XL with the Steelers.
- **MAJOR:** Communications and an associate's degree in arts and science.

## CEDRICK WILSON JR.'S NFL REGULAR SEASON STATS

| YEAR       | TEAM   | GP | GS | RECEIVING |      |      |     |    | RUSHING |     |      |    |    |
|------------|--------|----|----|-----------|------|------|-----|----|---------|-----|------|----|----|
|            |        |    |    | REC       | YDS  | AVG  | LG  | TD | ATT     | YDS | AVG  | LG | TD |
| 2019       | DALLAS | 6  | 0  | 5         | 46   | 9.2  | 14  | 0  | 0       | 0   | 0.0  | -  | 0  |
| 2020       | DALLAS | 16 | 0  | 17        | 189  | 11.1 | 42t | 2  | 3       | -12 | -4.0 | -1 | 0  |
| 2021       | DALLAS | 16 | 4  | 45        | 602  | 13.4 | 73t | 6  | 2       | 11  | 5.5  | 6  | 0  |
| 2022       | MIAMI  | 15 | 0  | 12        | 136  | 11.3 | 21  | 0  | 1       | 8   | 8.0  | 8  | 0  |
| 2023       | MIAMI  | 15 | 3  | 22        | 296  | 13.5 | 31t | 3  | 0       | 0   | 0.0  | 0  | 0  |
| NFL TOTALS |        | 68 | 7  | 101       | 1269 | 12.6 | 73t | 11 | 6       | 7   | 1.2  | 8  | 0  |

## CEDRICK WILSON JR.'S NFL REGULAR SEASON RETURNING STATS

|            |        | KICKOFF RETURN |     |      |    |    | PUNT RETURN |    |     |     |    |    |
|------------|--------|----------------|-----|------|----|----|-------------|----|-----|-----|----|----|
| YEAR       | TEAM   | KR             | YDS | AVG  | LG | TD | PR          | FC | YDS | AVG | LG | TD |
| 2019       | DALLAS | 3              | 64  | 21.3 | 22 | 0  | 2           | 2  | 13  | 6.5 | 13 | 0  |
| 2020       | DALLAS | 0              | 0   | 0.0  | -  | 0  | 5           | 5  | 20  | 4.0 | 10 | 0  |
| 2021       | DALLAS | 0              | 0   | 0.0  | -  | 0  | 11          | 5  | 36  | 3.3 | 14 | 0  |
| 2022       | MIAMI  | 0              | 0   | 0.0  | -  | 0  | 13          | 16 | 97  | 7.5 | 15 | 0  |
| 2023       | MIAMI  | 0              | 0   | 0.0  | -  | 0  | 4           | 2  | 30  | 7.5 | 14 | 0  |
| NFL TOTALS |        | 3              | 64  | 21.3 | 22 | 0  | 35          | 30 | 196 | 5.6 | 15 | 0  |

## CEDRICK WILSON JR.'S NFL PLAYOFF STATS

| YEAR           | TEAM   | GP | GS | RECEIVING |     |      |    |    | RUSHING |     |     |    |    |
|----------------|--------|----|----|-----------|-----|------|----|----|---------|-----|-----|----|----|
|                |        |    |    | REC       | YDS | AVG  | LG | TD | ATT     | YDS | AVG | LG | TD |
| 2021           | DALLAS | 1  | 0  | 5         | 62  | 12.4 | 24 | 0  | 0       | 0   | 0.0 | -  | 0  |
| 2022           | MIAMI  | 1  | 0  | 1         | 14  | 14.0 | 14 | 0  | 0       | 0   | 0.0 | -  | 0  |
| 2023           | MIAMI  | 1  | 0  | 3         | 37  | 12.3 | 19 | 0  | 0       | 0   | 0.0 | -  | 0  |
| PLAYOFF TOTALS |        | 3  | 0  | 9         | 113 | 12.6 | 24 | 0  | 0       | 0   | 0.0 | -  | 0  |

## CEDRICK WILSON JR.'S NFL PLAYOFF RETURNING STATS

|                |       | KICKOFF RETURN |     |     |    |    | PUNT RETURN |    |     |      |    |    |
|----------------|-------|----------------|-----|-----|----|----|-------------|----|-----|------|----|----|
| YEAR           | TEAM  | KR             | YDS | AVG | LG | TD | PR          | FC | YDS | AVG  | LG | TD |
| 2022           | MIAMI | 0              | 0   | 0.0 | -  | 0  | 2           | 1  | 53  | 26.5 | 50 | 0  |
| 2023           | MIAMI | 0              | 0   | 0.0 | -  | 0  | 0           | 0  | 0   | 0.0  | -  | 0  |
| PLAYOFF TOTALS |       | 0              | 0   | 0.0 | -  | 0  | 2           | 1  | 53  | 26.5 | 50 | 0  |

## ADDITIONAL STATS

**Passing:** (Dallas) 2-for-2 for 23 yards and 1 TD in 2020, 3-for-3 for 88 yards in 2021 for total of 5-for-5 for 111 yards and 1 TD.

**Forced Fumbles:** (Dallas) 1 in 2020.

**Special Teams Tackles:** (Dallas) 1 in 2020, 1 in 2021 for total of 2.

**Miscellaneous Tackles:** (P-1).

## SINGLE-GAME CAREER HIGHS

**Receptions:** 7 vs. Las Vegas, 11/25/21  
**Receiving Yards:** 119 at Philadelphia, 1/8/22  
**Longest Reception:** 73t at Minnesota, 10/31/21  
**Receiving TDs:** 2 Twice, last: at Philadelphia, 1/8/22

## 100-YARD RECEIVING GAMES (3)

| DATE     | OPPONENT        | REC | YDS | AVG  | LG  | TD |
|----------|-----------------|-----|-----|------|-----|----|
| 9/27/20  | at Seattle      | 5   | 107 | 21.4 | 42t | 2  |
| 11/25/21 | LAS VEGAS       | 7   | 104 | 14.9 | 51  | 0  |
| 1/8/22   | at Philadelphia | 5   | 119 | 23.8 | 37  | 2  |

## 2019 GAME-BY-GAME STATS (DALLAS)

| DATE        | OPPONENT        | P/S | REC             | YDS | AVG | LG | TD |
|-------------|-----------------|-----|-----------------|-----|-----|----|----|
| 09/08       | N.Y. GIANTS     |     | PRACTICE SQUAD  |     |     |    |    |
| 09/15       | at Washington   | 1/0 | 0               | 0   | 0.0 | -  | 0  |
| 09/22       | MIAMI           | 1/0 | 0               | 0   | 0.0 | -  | 0  |
| 09/29       | at New Orleans  | 1/0 | 0               | 0   | 0.0 | -  | 0  |
| 10/06       | GREEN BAY       |     | INACTIVE        |     |     |    |    |
| 10/13       | at N.Y. Jets    | 1/0 | 5               | 46  | 9.2 | 14 | 0  |
| 10/20       | PHILADELPHIA    | 1/0 | 0               | 0   | 0.0 | -  | 0  |
| 11/04       | at N.Y. Giants  |     | INACTIVE        |     |     |    |    |
| 11/10       | MINNESOTA       |     | INACTIVE        |     |     |    |    |
| 11/17       | at Detroit      |     | INACTIVE        |     |     |    |    |
| 11/24       | at New England  |     | INACTIVE        |     |     |    |    |
| 11/28       | BUFFALO         |     | INACTIVE        |     |     |    |    |
| 12/05       | at Chicago      | 1/0 | 0               | 0   | 0.0 | -  | 0  |
| 12/15       | L.A. RAMS       |     | INJURED RESERVE |     |     |    |    |
| 12/22       | at Philadelphia |     | INJURED RESERVE |     |     |    |    |
| 12/29       | WASHINGTON      |     | INJURED RESERVE |     |     |    |    |
| 2019 TOTALS |                 | 6/0 | 5               | 46  | 9.2 | 14 | 0  |

## 2020 GAME-BY-GAME STATS (DALLAS)

| DATE        | OPPONENT        | P/S  | REC | YDS | AVG  | LG  | TD |
|-------------|-----------------|------|-----|-----|------|-----|----|
| 09/13       | at L.A. Rams    | 1/0  | 0   | 0   | 0.0  | -   | 0  |
| 09/20       | ATLANTA         | 1/0  | 0   | 0   | 0.0  | -   | 0  |
| 09/27       | at Seattle      | 1/0  | 5   | 107 | 21.4 | 42t | 2  |
| 10/04       | CLEVELAND       | 1/0  | 3   | 34  | 11.3 | 16  | 0  |
| 10/11       | N.Y. GIANTS     | 1/0  | 4   | 22  | 5.5  | 10  | 0  |
| 10/19       | ARIZONA         | 1/0  | 2   | 10  | 5.0  | 5   | 0  |
| 10/25       | at Washington   | 1/0  | 0   | 0   | 0.0  | -   | 0  |
| 11/01       | at Philadelphia | 1/0  | 0   | 0   | 0.0  | -   | 0  |
| 11/08       | PITTSBURGH      | 1/0  | 1   | 6   | 6.0  | 6   | 0  |
| 11/22       | at Minnesota    | 1/0  | 1   | 7   | 7.0  | 7   | 0  |
| 11/26       | WASHINGTON      | 1/0  | 0   | 0   | 0.0  | -   | 0  |
| 12/08       | at Baltimore    | 1/0  | 0   | 0   | 0.0  | -   | 0  |
| 12/13       | at Cincinnati   | 1/0  | 0   | 0   | 0.0  | -   | 0  |
| 12/20       | SAN FRANCISCO   | 1/0  | 0   | 0   | 0.0  | -   | 0  |
| 12/27       | PHILADELPHIA    | 1/0  | 0   | 0   | 0.0  | -   | 0  |
| 01/03       | at N.Y. Giants  | 1/0  | 1   | 3   | 3.0  | 3   | 0  |
| 2020 TOTALS |                 | 16/0 | 17  | 189 | 11.1 | 42t | 2  |

## 2021 GAME-BY-GAME STATS (DALLAS)

| DATE        | OPPONENT         | P/S  | REC      | YDS | AVG  | LG  | TD |
|-------------|------------------|------|----------|-----|------|-----|----|
| 09/09       | at Tampa Bay     | 1/0  | 3        | 24  | 8.0  | 13  | 0  |
| 09/19       | at L.A. Chargers | 1/0  | 2        | 20  | 10.0 | 16  | 0  |
| 09/27       | PHILADELPHIA     | 1/0  | 2        | 17  | 8.5  | 15  | 1  |
| 10/03       | CAROLINA         | 1/0  | 2        | 30  | 15.0 | 23t | 1  |
| 10/10       | N.Y. GIANTS      | 1/1  | 1        | 35  | 35.0 | 35  | 0  |
| 10/17       | at New England   | 1/1  | 4        | 42  | 10.5 | 13  | 0  |
| 10/31       | at Minnesota     | 1/0  | 3        | 84  | 28.0 | 73t | 1  |
| 11/07       | DENVER           | 1/1  | 2        | 28  | 14.0 | 24  | 0  |
| 11/14       | ATLANTA          | 1/0  | 0        | 0   | 0.0  | -   | 0  |
| 11/21       | at Kansas City   | 1/0  | 4        | 36  | 9.0  | 18  | 0  |
| 11/25       | LAS VEGAS        | 1/1  | 7        | 104 | 14.9 | 51  | 0  |
| 12/2        | at New Orleans   |      | INACTIVE |     |      |     |    |
| 12/12       | at Washington    | 1/0  | 2        | 18  | 9.0  | 13  | 0  |
| 12/19       | at N.Y. Giants   | 1/0  | 0        | 0   | 0.0  | -   | 0  |
| 12/26       | WASHINGTON       | 1/0  | 2        | 10  | 5.0  | 6   | 0  |
| 01/02       | ARIZONA          | 1/0  | 6        | 35  | 5.8  | 11  | 1  |
| 01/08       | at Philadelphia  | 1/0  | 5        | 119 | 23.8 | 37  | 2  |
| 2021 TOTALS |                  | 16/4 | 45       | 602 | 13.4 | 73t | 6  |

| DATE  | OPPONENT       | P/S | REC | YDS | AVG  | LG | TD |
|-------|----------------|-----|-----|-----|------|----|----|
| 01/16 | SAN FRANCISCO* | 1/0 | 5   | 62  | 12.4 | 24 | 0  |

\* NFC Wild Card game

## 2022 GAME-BY-GAME STATS (MIAMI)

| DATE               | OPPONENT         | P/S         | REC       | YDS        | AVG         | LG        | TD       |
|--------------------|------------------|-------------|-----------|------------|-------------|-----------|----------|
| 09/11              | NEW ENGLAND      | 1/0         | 2         | 20         | 10.0        | 12        | 0        |
| 09/18              | at Baltimore     | 1/0         | 0         | 0          | 0.0         | -         | 0        |
| 09/25              | BUFFALO          | 1/0         | 0         | 0          | 0.0         | -         | 0        |
| 09/29              | at Cincinnati    |             | INACTIVE  |            |             |           |          |
| 10/09              | at N.Y. Jets     | 1/0         | 2         | 20         | 10.0        | 11        | 0        |
| 10/16              | MINNESOTA        | 1/0         | 0         | 0          | 0.0         | -         | 0        |
| 10/23              | PITTSBURGH       | 1/0         | 0         | 0          | 0.0         | -         | 0        |
| 10/30              | at Detroit       | 1/0         | 0         | 0          | 0.0         | -         | 0        |
| 11/06              | at Chicago       | 1/0         | 2         | 23         | 11.5        | 14        | 0        |
| 11/13              | CLEVELAND        | 1/0         | 1         | 7          | 7.0         | 7         | 0        |
| 11/27              | HOUSTON          | 1/0         | 2         | 26         | 13.0        | 20        | 0        |
| 12/04              | at San Francisco | 1/0         | 0         | 0          | 0.0         | -         | 0        |
| 12/11              | at L.A. Chargers | 1/0         | 2         | 19         | 9.5         | 12        | 0        |
| 12/17              | at Buffalo       | 1/0         | 1         | 21         | 21.0        | 21        | 0        |
| 12/25              | GREEN BAY        | 1/0         | 0         | 0          | 0.0         | -         | 0        |
| 01/01              | at New England   | 1/0         | 0         | 0          | 0.0         | -         | 0        |
| 01/08              | N.Y. JETS        |             | INACTIVE  |            |             |           |          |
| <b>2022 TOTALS</b> |                  | <b>15/0</b> | <b>12</b> | <b>136</b> | <b>11.3</b> | <b>21</b> | <b>0</b> |

| DATE  | OPPONENT    | P/S | REC | YDS | AVG  | LG | TD |
|-------|-------------|-----|-----|-----|------|----|----|
| 01/15 | at Buffalo* | 1/0 | 1   | 14  | 14.0 | 14 | 0  |

\* AFC Wild Card game

## 2023 GAME-BY-GAME STATS (MIAMI)

| DATE               | OPPONENT         | P/S         | ATT       | YDS        | AVG         | LG         | TD       |
|--------------------|------------------|-------------|-----------|------------|-------------|------------|----------|
| 09/10              | at L.A. Chargers |             | INACTIVE  |            |             |            |          |
| 09/17              | at New England   |             | INACTIVE  |            |             |            |          |
| 09/24              | DENVER           | 1/0         | 0         | 0          | 0.0         | -          | 0        |
| 10/01              | at Buffalo       | 1/0         | 1         | 16         | 16.0        | 16         | 0        |
| 10/08              | N.Y. GIANTS      | 1/0         | 4         | 52         | 13.0        | 23         | 0        |
| 10/15              | CAROLINA         | 1/0         | 0         | 0          | 0.0         | -          | 0        |
| 10/22              | at Philadelphia  | 1/0         | 2         | 48         | 24.0        | 29         | 0        |
| 10/29              | NEW ENGLAND      | 1/0         | 1         | 1          | 1.0         | 1t         | 1        |
| 11/05              | at Kansas City   | 1/0         | 1         | 31         | 31.0        | 31t        | 1        |
| 11/19              | LAS VEGAS        | 1/0         | 3         | 23         | 7.7         | 12         | 0        |
| 11/24              | at N.Y. Jets     | 1/0         | 0         | 0          | 0.0         | -          | 0        |
| 12/03              | at Washington    | 1/0         | 0         | 0          | 0.0         | -          | 0        |
| 12/11              | TENNESSEE        | 1/0         | 2         | 30         | 15.0        | 22         | 0        |
| 12/17              | N.Y. JETS        | 1/1         | 2         | 2          | 1.0         | 3          | 0        |
| 12/24              | DALLAS           | 1/0         | 3         | 42         | 14.0        | 18         | 0        |
| 12/31              | at Baltimore     | 1/1         | 2         | 27         | 13.5        | 19         | 1        |
| 01/07              | BUFFALO          | 1/1         | 1         | 24         | 24.0        | 24         | 0        |
| <b>2023 TOTALS</b> |                  | <b>15/3</b> | <b>22</b> | <b>296</b> | <b>13.5</b> | <b>31t</b> | <b>3</b> |

| DATE  | OPPONENT        | P/S | REC | YDS | AVG  | LG | TD |
|-------|-----------------|-----|-----|-----|------|----|----|
| 01/13 | at Kansas City* | 1/0 | 3   | 37  | 12.3 | 19 | 0  |

\* AFC Wild Card game



## NFL CAREER

### TRANSACTIONS:

- Traded from San Francisco to Miami on Nov. 1, 2022.
- Signed to San Francisco's active roster on Sept. 4, 2019.
- Signed to San Francisco's practice squad on Sept. 1, 2019.
- Waived by San Francisco on Aug. 31, 2019.
- Signed to San Francisco's active roster on Nov. 24, 2018.
- Signed to San Francisco's practice squad on Sept. 2, 2018.
- Waived by San Francisco on Sept. 1, 2018.
- Signed by San Francisco as an undrafted college free agent on May 2, 2018.

### CAREER HIGHLIGHTS:

- Played in 63 career games with 16 starts.
- 515 carries for 2,313 yards (4.5 avg.) and 18 TDs.
- 71 receptions for 566 yards (8.0 avg.) and 5 TDs.
- 4 solo special teams tackles.
- 5 miscellaneous tackles.
- 3 miscellaneous fumble recoveries.
- Appeared in 5 postseason contests with 1 start – 3 with San Francisco and 2 with Miami.

### 2023 (MIAMI):

- Played in 10 games.
- Inactive for 1 game.
- Missed the first 6 games of the season after being placed on injured reserve on Aug. 31 and activated on Oct. 21.
- 41 carries for 188 yards (4.6 avg.).
- 14 receptions for 85 yards (6.1 avg.).

**AT N.Y. JETS (11/24):** 11 carries for 56 yards (5.1 avg.); 3 receptions for 17 yards (5.7 avg.).

**AT BALTIMORE (12/31):** 3 carries for 21 yards (7.0 avg.); 3 receptions for 13 yards (4.3 avg.).

**VS. BUFFALO (1/7):** 9 carries for 45 yards (5.0 avg.).

#### POSTSEASON:

**AFC WILD CARD AT KANSAS CITY (1/13):** 1 reception for 6 yards (6.0 avg.).

### 2022 (SAN FRANCISCO/MIAMI):

- Played in 8 games with 1 start with Miami.
- Inactive for 1 game with Miami.

- 84 carries for 392 yards (4.7 avg.) and 3 TDs with Miami.
- 12 receptions for 94 yards (7.8 avg.) and 1 TD with Miami.
- 1 miscellaneous tackle with Miami.
- Traded to Miami on Nov. 1.
- Played in 8 games with 6 starts with San Francisco.
- 92 carries for 468 yards (5.1 avg.) and 2 TDs with San Francisco.
- 10 receptions for 91 yards (9.1 avg.) with San Francisco.
- 1 miscellaneous tackle with San Francisco.
- 1 miscellaneous fumble recovery with San Francisco.

**VS. L.A. RAMS (10/3):** 18 carries for 74 yards (4.1 avg.) and 1 TD.

- Scored on a 32-yard rush to give San Francisco a 1st-quarter lead.

**AT CAROLINA (10/9):** 17 carries for 120 yards (7.1 avg.) and 1 TD; 1 reception for 12 yards; 1 miscellaneous fumble recovery.

- Topped 100 rushing yards for the 4th time in his career.

- Scored on a 1-yard carry in the 4th quarter to extend San Francisco's lead.

**AT CHICAGO (11/6):** 9 carries for 51 yards (5.7 avg.); 3 receptions for 21 yards (7.0 avg.) and 1 TD.

- Scored on a 10-yard pass from QB Tua Tagovailoa in the 3rd quarter, which would ultimately prove to be the game-winning TD.

- Made his Dolphins debut.

**VS. CLEVELAND (11/13):** 17 carries for 119 yards (7.0 avg.) and 1 TD; 2 receptions for 24 yards (12.0 avg.).

- Posted the 5th 100-yard game of his career and his 1st with the Dolphins.

#### POSTSEASON:

**AFC WILD CARD AT BUFFALO (1/15):** 10 carries for 23 yards (2.3 avg.) and 1 TD; 1 reception for 13 yards.

- Scored on a 1-yard TD run in the 4th quarter to make it a 1-score game.

### 2021 (SAN FRANCISCO):

- Played in 9 games with 4 starts.
- Dressed but did not play 1 game.
- Missed the 1st 7 games of the season after beginning the season on the physically unable to perform list.



- 79 carries for 294 yards (3.7 avg.) and 2 TDs.
- 7 receptions for 31 yards (4.4 avg.).
- 1 solo special teams tackle.
- 1 miscellaneous fumble recovery.

**VS. ATLANTA (12/19):** 21 carries for 110 yards (5.2 avg.) and 1 TD; 2 receptions for 9 yards (4.5 avg.).

- Recorded the 3rd 100-yard game of his career; 1 miscellaneous fumble recovery.
- Scored on a 5-yard TD run in the 3rd quarter to give San Francisco a 2-score lead.

**AT TENNESSEE (12/23):** 14 carries for 45 yards (3.2 avg.) and 1 TD; 3 receptions for 12 yards (4.0 avg.).

- Scored on a 1-yard carry on the game's opening drive to give San Francisco an early lead.

#### POSTSEASON:

**NFC WILD CARD AT DALLAS (1/16):** Played but did not record any stats.

**NFC DIVISIONAL AT GREEN BAY (1/22):** Played but did not record any stats.

**NFC CHAMPIONSHIP AT L.A. RAMS (1/30):** Inactive.

### 2020 (SAN FRANCISCO):

- Played in 12 games with 3 starts.
- Inactive for 1 game.
- Missed 3 games after being placed on injured reserve on Oct. 31 and being activated on Nov. 28.
- 126 carries for 600 yards (4.8 avg.) and 7 TDs.
- 13 receptions for 133 yards (10.2 avg.) and 3 TDs.
- 2 miscellaneous tackles.
- 1 miscellaneous fumble recovery.

**AT NEW ENGLAND (10/25):** 17 carries for 112 yards (6.6 avg.) and 3 TDs; 2 receptions for 8 yards (4.0 avg.).

- It was the 1st 100-yard game of his career.
- Scored on a 3-yard run in the 1st quarter, a 16-yard run in the 2nd quarter and a 7-yard run in the 3rd quarter in San Francisco's 33-6 victory.
- His 3 rushing TDs were the most by a 49ers RB in a road game since Roger Craig had 3 on Oct. 16, 1988 at the L.A. Rams.

**AT ARIZONA (12/26):** 22 carries for 183 yards (8.3 avg.); 1 reception for 21 yards and 1 TD.

- Rushed for more than 100 yards for the 2nd time in the season.
- Caught a 21-yard TD pass from QB C.J. Beathard in the 1st quarter.
- His 183 rushing yards were the most by a 49ers player since Carlos Hyde had 193 on Dec. 11, 2016.

**VS. SEATTLE (1/3):** 20 carries for 76 yards (3.8 avg.) and 1 TD; 3 receptions for 12 yards (4.0 avg.) and 1 TD.

- Rushed for a 7-yard TD in the 4th quarter to give San Francisco a 10-point lead.
- Caught a 3-yard TD pass from QB C.J. Beathard in the 4th quarter.

### 2019 (SAN FRANCISCO):

- Played 10 games.
- Inactive for 5 games.
- Spent 1 game on San Francisco's practice squad.
- 27 carries for 105 yards (3.9 avg.) and 4 TDs.
- 3 receptions for 34 yards (11.3 avg.) and 1 TD.

- 2 solo special teams tackles.
- 1 miscellaneous tackle.

**AT CINCINNATI (9/15):** 10 carries for 34 yards (3.4 avg.) and 2 TDs.

- Scored on a 2-yard carry in the 2nd quarter to give San Francisco a 14-point lead.
- Rushed for a 4-yard TD in the 4th quarter.

**VS. PITTSBURGH (9/22):** 8 carries for 18 yards (2.3 avg.) and 2 TDs.

- Rushed for 2 TDs in the 3rd quarter, giving San Francisco a 4-point lead entering the final frame.
- Became the first 49ers player since Frank Gore in 2013 to have multiple rushing TDs in consecutive weeks.

**VS. ARIZONA (11/17):** 1 reception for 25 yards and 1 TD.

- Scored on his only touch of the game, a 25-yard TD reception from QB Jimmy Garoppolo, to give San Francisco a 4-point lead with 31 seconds remaining.

#### POSTSEASON:

**NFC DIVISIONAL VS. MINNESOTA (1/11):** Inactive.

**NFC CHAMPIONSHIP VS. GREEN BAY (1/19):** Inactive.

**SUPER BOWL LIV VS. KANSAS CITY (2/2):** 1 reception for 20 yards.

- Caught a 20-yard pass from QB Jimmy Garoppolo on a 3rd-and-5 play near the end of the 1st half to give San Francisco a 1st down.

### 2018 (SAN FRANCISCO):

- Played in 6 games with 2 starts.
- Spent 10 games on San Francisco's practice squad.
- 66 carries for 266 yards (4.0 avg.).
- 12 receptions for 98 yards (8.2 avg.).
- 1 solo special teams tackle.

**AT TAMPA BAY (11/25):** 7 carries for 33 yards (4.7 avg.); 1 reception for 8 yards.

- Made his NFL debut.

**AT SEATTLE (12/2):** 15 carries for 61 yards (4.1 avg.); 8 receptions for 73 yards (9.1 avg.).

- Posted 100+ yards from scrimmage for the 1st time in his career.

**VS. DENVER (12/9):** 23 carries for 90 yards (3.9 avg.); 1 reception for 6 yards.

- Made his 1st NFL start.

## BEFORE THE NFL

### COLLEGE (NORTH TEXAS):

- 4-year letterman (2014-17) and 3-year starter.
- Finished his career as the school's 4th all-time leading rusher (3,205 yards), 3rd in rushing TDs (32) and 4th in all-purpose yards (4,009).

**CAREER:** Played in 41 games with 28 starts; 561 carries for 3,205 yards (5.7 avg.) and 32 TDs; 70 receptions for 527 yards (7.5 avg.) and 2 TDs; 12 kickoff returns for 279 yards (23.3 avg.).

**SENIOR (2017):** Started 11 games; 188 carries for 1,215 yards (6.5 avg.) and 16 TDs; 24 receptions for 168 yards (7.0 avg.).

- 2nd-team All-Conference USA.

**JUNIOR (2016):** Played in 11 games with 10 starts; 169 carries for 936 yards (5.5 avg.) and 14 TDs; 29 receptions for 247 yards (8.5 avg.) and 1 TD.

**SOPHOMORE (2015):** Played in 10 games with 7 starts; 155 carries for 830 yards (5.4 avg.) and 1 TD; 12 receptions for 71 yards (5.9 avg.); 12 kickoff returns for 279 yards (23.3 avg.).

**TRUE FRESHMAN (2014):** Played in 9 games; 49 carries for 224 yards (4.6 avg.) and 1 TD; 5 receptions for 41 yards (8.2 avg.) and 1 TD.

## HIGH SCHOOL (ELKHART HS – ELKHART, TEXAS)

**SENIOR (2013):** 2,749 rushing yards and 36 TDs.

- 1st-team all-state.

**JUNIOR (2012):** 2,329 rushing yards and 26 TDs.

- 2nd-team all-state.

## OFF THE FIELD

### PERSONAL:

- **MAJOR:** Kinesiology.

## JEFF WILSON JR.'S NFL REGULAR SEASON STATS

| YEAR       | TEAM          | GP | GS | RUSHING |      |     |    |    | RECEIVING |     |      |     |    |
|------------|---------------|----|----|---------|------|-----|----|----|-----------|-----|------|-----|----|
|            |               |    |    | ATT     | YDS  | AVG | LG | TD | REC       | YDS | AVG  | LG  | TD |
| 2018       | SAN FRANCISCO | 6  | 2  | 66      | 266  | 4.0 | 18 | 0  | 12        | 98  | 8.2  | 24  | 0  |
| 2019       | SAN FRANCISCO | 10 | 0  | 27      | 105  | 3.9 | 25 | 4  | 3         | 34  | 11.3 | 25t | 1  |
| 2020       | SAN FRANCISCO | 12 | 3  | 126     | 600  | 4.8 | 34 | 7  | 13        | 133 | 10.2 | 21t | 3  |
| 2021       | SAN FRANCISCO | 9  | 4  | 79      | 294  | 3.7 | 17 | 2  | 7         | 31  | 4.4  | 11  | 0  |
| 2022       | SAN FRANCISCO | 8  | 6  | 92      | 468  | 5.1 | 41 | 2  | 10        | 91  | 9.1  | 16  | 0  |
|            | MIAMI         | 8  | 1  | 84      | 392  | 4.7 | 28 | 3  | 12        | 94  | 7.8  | 14  | 1  |
| 2023       | MIAMI         | 10 | 0  | 41      | 188  | 4.6 | 15 | 0  | 14        | 85  | 6.1  | 12  | 0  |
| NFL TOTALS |               | 63 | 16 | 515     | 2313 | 4.5 | 41 | 18 | 71        | 566 | 8.0  | 25t | 5  |

## JEFF WILSON JR.'S NFL PLAYOFF STATS

| YEAR           | TEAM          | GP | GS | RUSHING |     |     |    |    | RECEIVING |     |      |    |    |
|----------------|---------------|----|----|---------|-----|-----|----|----|-----------|-----|------|----|----|
|                |               |    |    | ATT     | YDS | AVG | LG | TD | REC       | YDS | AVG  | LG | TD |
| 2019           | SAN FRANCISCO | 1  | 0  | 0       | 0   | 0.0 | -  | 0  | 1         | 20  | 20.0 | 20 | 0  |
| 2021           | SAN FRANCISCO | 2  | 0  | 0       | 0   | 0.0 | -  | 0  | 0         | 0   | 0.0  | -  | 0  |
| 2022           | MIAMI         | 1  | 1  | 10      | 23  | 2.3 | 6  | 1  | 1         | 13  | 13.0 | 13 | 0  |
| 2023           | MIAMI         | 1  | 0  | 0       | 0   | 0.0 | -  | 0  | 1         | 6   | 6.0  | 6  | 0  |
| PLAYOFF TOTALS |               | 5  | 1  | 10      | 23  | 2.3 | 6  | 1  | 3         | 39  | 13.0 | 20 | 0  |

## ADDITIONAL STATS

**Special Teams Tackles:** (San Francisco) 1 in 2018, 2 in 2019, 1 in 2021 for total of 4.

**Miscellaneous Tackles:** (San Francisco) 1 in 2019, 2 in 2020, 1 in 2022, (Miami) 1 in 2022 for total of 5.

**Miscellaneous Fumble Recoveries:** (San Francisco) 1 in 2020, 1 in 2021, 1 in 2022 for total of 3.

## SINGLE-GAME CAREER HIGHS

**Rushes:** 23 vs. Denver, 12/9/18

**Rushing Yards:** 183 at Arizona, 12/26/20

**Longest Rush:** 41 at Carolina, 10/9/22

**Rushing TDs:** 3 at New England, 10/25/20

**Receptions:** 8 at Seattle, 12/2/18

**Receiving Yards:** 73 at Seattle, 12/2/18

**Longest Reception:** 25t vs. Arizona, 11/17/19

**Receiving TDs:** 1 5 times, last: at Chicago, 11/6/22

## 100-YARD RUSHING GAMES (5)

| DATE     | OPPONENT       | ATT | YDS | AVG | LG  | TD |
|----------|----------------|-----|-----|-----|-----|----|
| 10/25/20 | at New England | 17  | 112 | 6.6 | 7   | 3  |
| 12/26/20 | at Arizona     | 22  | 183 | 8.3 | 34  | 0  |
| 12/19/21 | ATLANTA        | 21  | 110 | 5.2 | 17  | 1  |
| 10/9/22  | at Carolina    | 17  | 120 | 7.1 | 41  | 1  |
| 11/13/22 | CLEVELAND      | 17  | 119 | 7.0 | 20t | 1  |

## 2018 GAME-BY-GAME STATS (SAN FRANCISCO)

| DATE        | OPPONENT         | P/S | ATT            | YDS | AVG | LG | TD |
|-------------|------------------|-----|----------------|-----|-----|----|----|
| 09/09       | at Minnesota     |     | PRACTICE SQUAD |     |     |    |    |
| 09/16       | DETROIT          |     | PRACTICE SQUAD |     |     |    |    |
| 09/23       | at Kansas City   |     | PRACTICE SQUAD |     |     |    |    |
| 09/30       | at L.A. Chargers |     | PRACTICE SQUAD |     |     |    |    |
| 10/07       | ARIZONA          |     | PRACTICE SQUAD |     |     |    |    |
| 10/15       | at Green Bay     |     | PRACTICE SQUAD |     |     |    |    |
| 10/21       | L.A. RAMS        |     | PRACTICE SQUAD |     |     |    |    |
| 10/28       | at Arizona       |     | PRACTICE SQUAD |     |     |    |    |
| 11/01       | OAKLAND          |     | PRACTICE SQUAD |     |     |    |    |
| 11/12       | N.Y. GIANTS      |     | PRACTICE SQUAD |     |     |    |    |
| 11/25       | at Tampa Bay     | 1/0 | 7              | 33  | 4.7 | 18 | 0  |
| 12/02       | at Seattle       | 1/0 | 15             | 61  | 4.1 | 11 | 0  |
| 12/09       | DENVER           | 1/1 | 23             | 90  | 3.9 | 11 | 0  |
| 12/16       | SEATTLE          | 1/0 | 7              | 46  | 6.6 | 16 | 0  |
| 12/23       | CHICAGO          | 1/0 | 11             | 27  | 2.5 | 8  | 0  |
| 12/30       | at L.A. Rams     | 1/1 | 3              | 9   | 3.0 | 7  | 0  |
| 2018 TOTALS |                  | 6/2 | 66             | 266 | 4.0 | 18 | 0  |

### 2019 GAME-BY-GAME STATS (SAN FRANCISCO)

| DATE        | OPPONENT       | P/S  | ATT            | YDS | AVG  | LG | TD |
|-------------|----------------|------|----------------|-----|------|----|----|
| 09/08       | at Tampa Bay   |      | PRACTICE SQUAD |     |      |    |    |
| 09/15       | at Cincinnati  | 1/0  | 10             | 34  | 3.4  | 14 | 2  |
| 09/22       | PITTSBURGH     | 1/0  | 8              | 18  | 2.3  | 5  | 2  |
| 10/07       | CLEVELAND      |      | INACTIVE       |     |      |    |    |
| 10/13       | at L.A. Rams   | 1/0  | 0              | 0   | 0.0  | -  | 0  |
| 10/20       | at Washington  | 1/0  | 5              | 20  | 4.0  | 6  | 0  |
| 10/27       | CAROLINA       | 1/0  | 2              | 6   | 3.0  | 4  | 0  |
| 10/31       | at Arizona     | 1/0  | 0              | 0   | 0.0  | -  | 0  |
| 11/11       | SEATTLE        |      | INACTIVE       |     |      |    |    |
| 11/17       | ARIZONA        | 1/0  | 0              | 0   | 0.0  | -  | 0  |
| 11/24       | GREEN BAY      | 1/0  | 2              | 27  | 13.5 | 25 | 0  |
| 12/01       | at Baltimore   | 1/0  | 0              | 0   | 0.0  | -  | 0  |
| 12/08       | at New Orleans |      | INACTIVE       |     |      |    |    |
| 12/15       | ATLANTA        | 1/0  | 0              | 0   | 0.0  | -  | 0  |
| 12/21       | L.A. RAMS      |      | INACTIVE       |     |      |    |    |
| 12/29       | at Seattle     |      | INACTIVE       |     |      |    |    |
| 2019 TOTALS |                | 10/0 | 27             | 105 | 3.9  | 25 | 4  |

| DATE           | OPPONENT          | P/S | ATT      | YDS | AVG | LG | TD |
|----------------|-------------------|-----|----------|-----|-----|----|----|
| 01/11          | MINNESOTA*        |     | INACTIVE |     |     |    |    |
| 01/19          | GREEN BAY**       |     | INACTIVE |     |     |    |    |
| 02/02          | at Kansas City*** | 1/0 | 0        | 0   | 0.0 | -  | 0  |
| PLAYOFF TOTALS |                   | 1/0 | 0        | 0   | 0.0 | -  | 0  |

\* NFC Divisional game

\*\* NFC Championship

\*\*\* Super Bowl LIV

### 2020 GAME-BY-GAME STATS (SAN FRANCISCO)

| DATE        | OPPONENT       | P/S  | ATT             | YDS | AVG | LG | TD |
|-------------|----------------|------|-----------------|-----|-----|----|----|
| 09/13       | ARIZONA        | 1/0  | 0               | 0   | 0.0 | -  | 0  |
| 09/20       | at N.Y. Jets   | 1/0  | 2               | 3   | 1.5 | 2  | 0  |
| 09/27       | at N.Y. Giants | 1/0  | 12              | 15  | 1.3 | 4  | 1  |
| 10/04       | PHILADELPHIA   | 1/0  | 3               | 6   | 2.0 | 3  | 0  |
| 10/11       | MIAMI          | 1/0  | 4               | 27  | 6.8 | 9  | 0  |
| 10/18       | L.A. RAMS      |      | INACTIVE        |     |     |    |    |
| 10/25       | at New England | 1/1  | 17              | 112 | 6.6 | 17 | 3  |
| 11/01       | at Seattle     |      | INJURED RESERVE |     |     |    |    |
| 11/05       | GREEN BAY      |      | INJURED RESERVE |     |     |    |    |
| 11/15       | at New Orleans |      | INJURED RESERVE |     |     |    |    |
| 11/29       | at L.A. Rams   | 1/0  | 12              | 40  | 3.3 | 10 | 0  |
| 12/07       | BUFFALO        | 1/0  | 7               | 47  | 6.7 | 18 | 0  |
| 12/13       | WASHINGTON     | 1/0  | 11              | 31  | 2.8 | 11 | 1  |
| 12/20       | at Dallas      | 1/0  | 16              | 60  | 3.8 | 12 | 1  |
| 12/26       | at Arizona     | 1/1  | 22              | 183 | 8.3 | 34 | 0  |
| 01/03       | SEATTLE        | 1/1  | 20              | 76  | 3.8 | 18 | 1  |
| 2020 TOTALS |                | 12/3 | 126             | 600 | 4.8 | 34 | 7  |

### 2021 GAME-BY-GAME STATS (SAN FRANCISCO)

| DATE        | OPPONENT        | P/S | ATT          | YDS | AVG | LG | TD |
|-------------|-----------------|-----|--------------|-----|-----|----|----|
| 09/12       | at Detroit      |     | RESERVE/PUP  |     |     |    |    |
| 09/19       | at Philadelphia |     | RESERVE/PUP  |     |     |    |    |
| 09/26       | GREEN BAY       |     | RESERVE/PUP  |     |     |    |    |
| 10/03       | SEATTLE         |     | RESERVE/PUP  |     |     |    |    |
| 10/10       | at Arizona      |     | RESERVE/PUP  |     |     |    |    |
| 10/24       | INDIANAPOLIS    |     | RESERVE/PUP  |     |     |    |    |
| 10/31       | at Chicago      |     | RESERVE/PUP  |     |     |    |    |
| 11/07       | ARIZONA         |     | DID NOT PLAY |     |     |    |    |
| 11/15       | L.A. RAMS       | 1/0 | 10           | 28  | 2.8 | 6  | 0  |
| 11/21       | at Jacksonville | 1/1 | 19           | 50  | 2.6 | 11 | 0  |
| 11/28       | MINNESOTA       | 1/0 | 2            | 5   | 2.5 | 4  | 0  |
| 12/05       | at Seattle      | 1/0 | 0            | 0   | 0.0 | -  | 0  |
| 12/12       | at Cincinnati   | 1/1 | 13           | 56  | 4.3 | 12 | 0  |
| 12/19       | ATLANTA         | 1/1 | 21           | 110 | 5.2 | 17 | 1  |
| 12/23       | at Tennessee    | 1/1 | 14           | 45  | 3.2 | 9  | 1  |
| 01/02       | HOUSTON         | 1/0 | 0            | 0   | 0.0 | -  | 0  |
| 01/09       | at L.A. Rams    | 1/0 | 0            | 0   | 0.0 | -  | 0  |
| 2021 TOTALS |                 | 9/4 | 79           | 294 | 3.7 | 17 | 2  |

| DATE           | OPPONENT        | P/S | ATT      | YDS | AVG | LG | TD |
|----------------|-----------------|-----|----------|-----|-----|----|----|
| 01/16          | at Dallas*      | 1/0 | 0        | 0   | 0.0 | -  | 0  |
| 01/22          | at Green Bay**  | 1/0 | 0        | 0   | 0.0 | -  | 0  |
| 01/30          | at L.A. Rams*** |     | INACTIVE |     |     |    |    |
| PLAYOFF TOTALS |                 | 2/0 | 0        | 0   | 0.0 | -  | 0  |

\* NFC Wild Card game

\*\* NFC Divisional game

\*\*\* NFC Championship

### 2022 GAME-BY-GAME STATS (SAN FRANCISCO/MIAMI)

| DATE                 | OPPONENT         | P/S  | ATT      | YDS | AVG | LG  | TD |
|----------------------|------------------|------|----------|-----|-----|-----|----|
| 09/11                | at Chicago       | 1/0  | 9        | 22  | 2.4 | 5   | 0  |
| 09/18                | SEATTLE          | 1/1  | 18       | 84  | 4.7 | 16  | 0  |
| 09/25                | at Denver        | 1/1  | 12       | 75  | 6.3 | 37  | 0  |
| 10/03                | L.A. RAMS        | 1/0  | 18       | 74  | 4.1 | 32t | 1  |
| 10/09                | at Carolina      | 1/1  | 17       | 120 | 7.1 | 41  | 1  |
| 10/16                | at Atlanta       | 1/1  | 7        | 25  | 3.6 | 9   | 0  |
| 10/23                | KANSAS CITY      | 1/1  | 7        | 54  | 7.7 | 15  | 0  |
| 10/30                | at L.A. Rams     | 1/1  | 4        | 14  | 3.5 | 12  | 0  |
| SAN FRANCISCO TOTALS |                  | 8/6  | 92       | 468 | 5.1 | 41  | 2  |
| 11/06                | at Chicago       | 1/0  | 9        | 51  | 5.7 | 28  | 0  |
| 11/13                | CLEVELAND        | 1/0  | 17       | 119 | 7.0 | 20t | 1  |
| 11/27                | HOUSTON          | 1/1  | 13       | 39  | 3.0 | 9   | 1  |
| 12/04                | at San Francisco | 1/0  | 1        | 3   | 3.0 | 3   | 0  |
| 12/11                | at L.A. Chargers | 1/0  | 4        | 26  | 6.5 | 20  | 0  |
| 12/17                | at Buffalo       |      | INACTIVE |     |     |     |    |
| 12/25                | GREEN BAY        | 1/0  | 9        | 37  | 4.1 | 12  | 1  |
| 01/01                | at New England   | 1/0  | 15       | 45  | 3.0 | 11  | 0  |
| 01/08                | N.Y. JETS        | 1/0  | 11       | 71  | 6.5 | 21  | 0  |
| MIAMI TOTALS         |                  | 8/1  | 84       | 392 | 4.7 | 28  | 3  |
| 2022 TOTALS          |                  | 16/7 | 176      | 860 | 4.9 | 41  | 5  |

| DATE  | OPPONENT    | P/S | ATT | YDS | AVG | LG | TD |
|-------|-------------|-----|-----|-----|-----|----|----|
| 01/15 | at Buffalo* | 1/1 | 10  | 23  | 2.3 | 6  | 1  |


\* AFC Wild Card game

## 2023 GAME-BY-GAME STATS (MIAMI)

| DATE               | OPPONENT         | P/S         | ATT             | YDS        | AVG        | LG        | TD       |
|--------------------|------------------|-------------|-----------------|------------|------------|-----------|----------|
| 09/10              | at L.A. Chargers |             | INJURED RESERVE |            |            |           |          |
| 09/17              | at New England   |             | INJURED RESERVE |            |            |           |          |
| 09/24              | DENVER           |             | INJURED RESERVE |            |            |           |          |
| 10/01              | at Buffalo       |             | INJURED RESERVE |            |            |           |          |
| 10/08              | N.Y. GIANTS      |             | INJURED RESERVE |            |            |           |          |
| 10/15              | CAROLINA         |             | INJURED RESERVE |            |            |           |          |
| 10/22              | at Philadelphia  | 1/0         | 0               | 0          | 0.0        | -         | 0        |
| 10/29              | NEW ENGLAND      | 1/0         | 5               | 23         | 4.6        | 11        | 0        |
| 11/05              | at Kansas City   | 1/0         | 2               | 6          | 3.0        | 6         | 0        |
| 11/19              | LAS VEGAS        |             | INACTIVE        |            |            |           |          |
| 11/24              | at N.Y. Jets     | 1/0         | 11              | 56         | 5.1        | 14        | 0        |
| 12/03              | at Washington    | 1/0         | 4               | 11         | 2.8        | 6         | 0        |
| 12/11              | TENNESSEE        | 1/0         | 0               | 0          | 0.0        | -         | 0        |
| 12/17              | N.Y. JETS        | 1/0         | 2               | 5          | 2.5        | 5         | 0        |
| 12/24              | DALLAS           | 1/0         | 5               | 21         | 4.2        | 8         | 0        |
| 12/31              | at Baltimore     | 1/0         | 3               | 21         | 7.0        | 15        | 0        |
| 01/07              | BUFFALO          | 1/0         | 9               | 45         | 5.0        | 13        | 0        |
| <b>2023 TOTALS</b> |                  | <b>10/0</b> | <b>41</b>       | <b>188</b> | <b>4.6</b> | <b>15</b> | <b>0</b> |

| DATE  | OPPONENT        | P/S | ATT | YDS | AVG | LG | TD |
|-------|-----------------|-----|-----|-----|-----|----|----|
| 01/13 | at Kansas City* | 1/0 | 0   | 0   | 0.0 | -  | 0  |

\* AFC Wild Card game



# ISAIAH WYNN

OFFENSIVE LINEMAN // 6-2 // 310 // GEORGIA '18  
ACQUIRED: FA, '23  
HOMETOWN: ST. PETERSBURG, FLA. // BORN: 12/9/95  
NFL: SIXTH SEASON // DOLPHINS: FIRST SEASON



2018



2018

## NFL CAREER

### TRANSACTIONS:

- Signed by Miami on May 15, 2023.
- 1st-round pick (23rd overall) by New England in the 2018 NFL Draft.

### CAREER HIGHLIGHTS:

- Played in 50 career games with 47 starts – 33 at left tackle, 6 at right tackle and 8 at left guard.
- 2 miscellaneous tackles.
- 1 miscellaneous fumble recovery.

### 2023 (MIAMI):

- Started 7 games at left guard.
- Missed the rest of the season after being placed on injured reserve on Oct. 24.

#### AT L.A. CHARGERS (9/10):

- Started at left guard.
- Helped the offense total 536 yards and 36 points while not allowing QB Tua Tagovailoa to get sacked.
- Made his Dolphins debut.

#### AT NEW ENGLAND (9/17):

- Started at left guard.
- Helped the offense total 389 yards and pave the way for RB Raheem Mostert to rush for 121 yards and 2 TDs.

#### VS. DENVER (9/24):

- Started at left guard.
- Helped the offense break team records for points (70), total yards (726) and rushing yards (350), while not surrendering a sack.

### 2022 (NEW ENGLAND):

- Played in 9 games with 7 starts – 6 at right tackle and 1 at left tackle.
- Inactive for 4 games.
- Missed the rest of the season after being placed on injured reserve on Dec. 17.

#### VS. BALTIMORE (9/25):

- Started at right tackle.
- Helped block for an offense that totaled 447 yards.

#### AT CLEVELAND (10/16):

- Started at right tackle.
- Protected QB Bailey Zappe, who completed 70.6 pct. of his passes and threw for 309 yards and 2 TDs.

### 2021 (NEW ENGLAND):

- Played in 16 games with 15 starts at left tackle.
- Spent 1 game on the Reserve/COVID-19 list.

#### VS. N.Y. JETS (10/24):

- Started at left tackle.
- Blocked for an offense that totaled 54 points, 411 passing yards and 551 total yards.

#### VS. CLEVELAND (11/14):

- Started at left tackle.
- Helped the offense total 184 rushing yards and 45 points in the victory.

#### VS. JACKSONVILLE (1/2):

- Started at left tackle.
- Protected a unit that totaled 50 points, 181 rushing yards and 471 total yards.

### POSTSEASON:

AFC WILD CARD AT BUFFALO (1/15): Inactive.

### 2020 (NEW ENGLAND):

- Started 10 games – 9 at left tackle and 1 at left guard.
- Missed the rest of the season after being placed on injured reserve on Nov. 28.

#### AT SEATTLE (9/20):

- Started at left tackle.
- Protected QB Cam Newton, who passed for 397 yards and rushed for 47 more.

#### VS. LAS VEGAS (9/27):

- Started at left tackle.
- Blocked for a rushing attack that totaled 250 yards, including 117 from RB Sony Michel.

### 2019 (NEW ENGLAND):

- Started 8 games at left tackle.
- Missed 8 games after being placed on injured reserve on Sept. 17 and being activated on Nov. 19.

#### VS. PITTSBURGH (9/8):

- Started at left tackle.
- Started in his NFL debut.
- Helped QB Tom Brady pass for 341 yards and 3 TDs in the season-opening victory.

#### VS. BUFFALO (12/21):

- Started at left tackle.
- Helped block for an offense that totaled 414 yards in the victory.

### POSTSEASON:

AFC WILD CARD VS. TENNESSEE (1/4): Started at left tackle.

### 2018 (NEW ENGLAND):

- Missed the entire season after being placed on injured reserve on Sept. 1.

## BEFORE THE NFL

### COLLEGE (GEORGIA):

- 4-year letterman (2014-17) and 3-year starter.

**CAREER:** Played in 51 games with 41 starts – 20 at left tackle, 20 at left guard and 1 as an extra offensive lineman.

**SENIOR (2017):** Started all 15 games at left tackle.

- 2nd-team All-American.
- 1st-team All-SEC.

**JUNIOR (2016):** Started 12 games at left guard.

**SOPHOMORE (2015):** Started all 13 games – 8 at left guard and 5 at left tackle.

**TRUE FRESHMAN (2014):** Played in 11 games with 1 start as an extra offensive lineman.

### HIGH SCHOOL (LAKEWOOD HS – ST. PETERSBURG, FLA.)

**SENIOR (2013):**

- All-American.
- 1st-team all-state.

## OFF THE FIELD

### PERSONAL:

- **MAJOR:** Human development and family science.

## ISAIAH WYNN'S NFL REGULAR SEASON STATS

**GAMES/STARTS:** (New England) 2019: 8/8, 2020: 10/10, 2021: 16/15, 2022: 9/7, (Miami) 2023: 7/7      **NFL TOTALS: 50/47**

## ISAIAH WYNN'S NFL PLAYOFF STATS

**GAMES/STARTS:** 2019: 1/1      **PLAYOFF TOTALS: 1/1**

### ADDITIONAL STATS

**Miscellaneous Tackles:** 1 in 2021, 1 in 2022 for total of 2.

**Miscellaneous Fumble Recoveries:** 1 in 2020.



## PRACTICE SQUAD



**QUINTON BELL**  
#56 • Linebacker



**ETHAN BONNER**  
#38 • Cornerback



**NICK BOWERS**  
#88 • Tight End



**TANNER CONNER**  
#80 • Tight End



**BYRON COWART**  
#95 • Defensive Tackle



**JUSTIN ELLIS**  
#78 • Defensive Tackle



**DARRYNTON EVANS**  
#37 • Running Back



**RYAN HAYES**  
#76 • Tackle



**CHASEN HINES**  
#63 • Offensive Line



**PARRY NICKERSON**  
#34 • Cornerback



**BRANDON PILI**  
#96 • Defensive Tackle



**MALIK REED**  
#47 • Linebacker



**BRAYLON SANDERS**  
#86 • Wide Receiver



**ANTHONY SCHWARTZ**  
#84 • Wide Receiver



**MATT SKURA**  
#64 • Offensive Line



**FREDDIE SWAIN**  
#87 • Wide Receiver

## PRACTICE SQUAD/INJURED



**ALEXANDER JOHNSON**  
#42 • Linebacker





# HISTORY & RECORDS





## INDIVIDUAL PLAYOFF RECORDS

The following individual records relate solely to service with the Miami Dolphins. They include National Football League playoff and Super Bowl statistics only. Super Bowl games are marked with a "\*\*\*."

### SERVICE

#### MOST GAMES PLAYED

- |    |                           |
|----|---------------------------|
| 19 | Bob Kuechenberg (1970-84) |
| 18 | Dan Marino (1983-99)      |
| 17 | Vern Den Herder (1971-82) |

#### MOST STARTS

- |    |                           |
|----|---------------------------|
| 19 | Bob Kuechenberg (1970-84) |
| 18 | Dan Marino (1983-99)      |
| 13 | Kim Bokamper (1977-85)    |
| 13 | Richmond Webb (1990-00)   |

### SCORING

#### MOST POINTS

##### CAREER

- |    |                                   |
|----|-----------------------------------|
| 64 | Gar0 Yepremian (12 games), 28 XPs |
| 60 | Larry Csonka (12 games), 10 TDs   |

##### GAME

- |    |                                     |
|----|-------------------------------------|
| 18 | Larry Csonka (12/30/73 vs. Oakland) |
|----|-------------------------------------|

#### MOST TOUCHDOWNS

##### CAREER

- |    |  |
|----|--|
| 10 | Larry Csonka (12 games), 9 run, 1 pass |
| 6  | Jim Kiick (11 games), 6 run            |

##### GAME

- |   |  |
|---|--|
| 3 | Larry Csonka (12/30/73 vs. Oakland), 3 run |
|---|--|

#### MOST FIELD GOALS

##### CAREER

- |    |  |
|----|--|
| 12 | Gar0 Yepremian (12 games), 20 attempts   |
| 9  | Uwe von Schamann (10 games), 15 attempts |
| 9  | Olindo Mare (eight games), 11 attempts   |

##### GAME

- |     |  |
|-----|--|
| **3 | Uwe von Schamann (1/20/85 vs. San Francisco), 3 attempts |
| 3   | Olindo Mare (1/2/99 vs. Buffalo), 4 attempts             |
| 3   | Jason Sanders (1/15/23 at Buffalo), 3 attempts           |

#### LONGEST FIELD GOALS

- |    |   |
|----|---|
| 58 | Pete Stoyanovich (1/5/91 vs. Kansas City) |
| 51 | Fuad Reveiz (1/4/86 vs. Cleveland)        |
| 51 | Pete Stoyanovich (1/17/93 vs. Buffalo)    |

#### MOST POINTS AFTER TOUCHDOWNS

##### CAREER

- |    |  |
|----|--|
| 32 | Uwe von Schamann (10 games), 33 attempts |
| 28 | Gar0 Yepremian (12 games), 29 attempts   |

##### GAME

- |   |  |
|---|--|
| 6 | Uwe von Schamann (1/6/85 vs. Pittsburgh), 6 attempts |
| 5 | Uwe von Schamann (1/2/82 vs. San Diego), 5 attempts  |

#### MOST 2-POINT CONVERSIONS

##### CAREER

- |   |                                 |
|---|---------------------------------|
| 1 | O.J. McDuffie (six games)       |
| 1 | Stanley Pritchett (three games) |
| 1 | Tyreek Hill (two games)         |

##### GAME

- |   |  |
|---|--|
| 1 | O.J. McDuffie (12/30/95 at Buffalo)    |
| 1 | Stanley Pritchett (1/2/99 vs. Buffalo) |
| 1 | Tyreek Hill (1/15/23 at Buffalo)       |

### RUSHING

#### MOST RUSHING YARDS

##### CAREER

- |     |                                       |
|-----|---------------------------------------|
| 891 | Larry Csonka (12 games), 225 attempts |
| 454 | Tony Nathan (12 games), 118 attempts  |

##### GAME

- |       |   |
|-------|---|
| 209   | Lamar Smith (12/30/00 vs. Indianapolis) |
| **145 | Larry Csonka (1/13/74 vs. Minnesota)    |

#### MOST RUSHING ATTEMPTS

##### CAREER

- |     |                         |
|-----|-------------------------|
| 225 | Larry Csonka (12 games) |
| 118 | Tony Nathan (12 games)  |

##### GAME

- |      |   |
|------|---|
| 40   | Lamar Smith (12/30/00 vs. Indianapolis) |
| **33 | Larry Csonka (1/13/74 vs. Minnesota)    |

#### MOST RUSHING TOUCHDOWNS

##### CAREER

- |   |                         |
|---|-------------------------|
| 9 | Larry Csonka (12 games) |
| 6 | Jim Kiick (11 games)    |

##### GAME

- |   |  |
|---|--|
| 3 | Larry Csonka (12/30/73 vs. Oakland)      |
| 2 | Four times, last: Lamar Smith (12/30/00) |

#### MOST 100-YARD RUSHING GAMES

- |   |                            |
|---|----------------------------|
| 4 | Larry Csonka (12 games)    |
| 1 | Mercury Morris (10 games)  |
| 1 | Andra Franklin (six games) |
| 1 | Lamar Smith (three games)  |

#### LONGEST RUNS FROM SCRIMMAGE

- |      |                                       |
|------|---------------------------------------|
| **49 | Larry Csonka (1/14/73 vs. Washington) |
| 37   | Larry Seiple (12/31/72 at Pittsburgh) |

### PASSING

#### MOST PASSING YARDS

##### CAREER

- |       |                       |
|-------|-----------------------|
| 4,510 | Dan Marino (18 games) |
| 1,467 | Bob Griese (12 games) |

##### GAME

- |     |  |
|-----|--|
| 422 | Dan Marino (12/30/95 at Buffalo), 33 of 64   |
| 421 | Dan Marino (1/6/85 vs. Pittsburgh), 21 of 32 |



## INDIVIDUAL PLAYOFF RECORDS

### MOST PASS ATTEMPTS

#### CAREER

|     |                       |
|-----|-----------------------|
| 687 | Dan Marino (18 games) |
| 208 | Bob Griese (12 games) |

#### GAME

|      |  |
|------|--|
| 64   | Dan Marino (12/30/95 at Buffalo), 33 completions       |
| **50 | Dan Marino (1/20/85 vs. San Francisco), 29 completions |

### MOST PASS COMPLETIONS

#### CAREER

|     |                       |
|-----|-----------------------|
| 385 | Dan Marino (18 games) |
| 112 | Bob Griese (12 games) |

#### GAME

|      |   |
|------|---|
| 33   | Dan Marino (12/30/95 at Buffalo), 64 attempts       |
| 29   | Don Strock (1/2/82 vs. San Diego), 43 attempts      |
| **29 | Dan Marino (1/20/85 vs. San Francisco), 50 attempts |
| 29   | Matt Moore (1/8/17 at Pittsburgh), 36 attempts      |

### MOST CONSECUTIVE PASS COMPLETIONS

|    |                                   |
|----|-----------------------------------|
| 14 | Matt Moore (1/8/17 at Pittsburgh) |
| 13 | Don Strock (1/2/82 vs. San Diego) |

### MOST TOUCHDOWN PASSES

#### CAREER

|    |                       |
|----|-----------------------|
| 32 | Dan Marino (18 games) |
| 10 | Bob Griese (12 games) |

#### GAME

|   |                                    |
|---|------------------------------------|
| 4 | Don Strock (1/2/82 vs. San Diego)  |
| 4 | Dan Marino (1/6/85 vs. Pittsburgh) |

### MOST PASSES HAD INTERCEPTED

#### CAREER

|    |                       |
|----|-----------------------|
| 24 | Dan Marino (18 games) |
| 12 | Bob Griese (12 games) |

#### GAME

|   |  |
|---|--|
| 4 | Chad Pennington (1/4/09 vs. Baltimore), 38 attempts  |
| 3 | David Woodley (1/23/83 vs. N.Y. Jets), 21 attempts   |
| 3 | Dan Marino (12/30/95 at Buffalo), 64 attempts        |
| 3 | Jay Fiedler (12/30/00 vs. Indianapolis), 34 attempts |
| 3 | Jay Fiedler (1/6/01 at Oakland), 37 attempts         |

### HIGHEST COMPLETION PERCENTAGE

#### CAREER (min. 50 completions)

|      |  |
|------|--|
| 56.0 | Dan Marino (18 games), 385 of 687 attempts |
| 53.8 | Bob Griese (12 games), 112 of 208 attempts |

#### GAME (min. 12 completions)

|      |   |
|------|---|
| 84.2 | David Woodley (1/8/83 vs. New England), 16 of 19 attempts |
| 80.6 | Matt Moore (1/8/17 at Pittsburgh), 29 of 36 attempts      |

### MOST 300-YARD PASSING GAMES

#### CAREER

|   |                       |
|---|-----------------------|
| 4 | Dan Marino (18 games) |
| 1 | Don Strock (13 games) |

### LONGEST PASS PLAYS

|       |  |
|-------|--|
| **76t | David Woodley to Jimmy Cefalo (1/30/83 vs. Washington) |
| 75t   | Bob Griese to Paul Warfield (1/2/72 vs. Baltimore)     |

## RECEIVING

### MOST RECEPTIONS

#### CAREER

|    |                          |
|----|--------------------------|
| 65 | Tony Nathan (12 games)   |
| 50 | O.J. McDuffie (10 games) |

#### GAME

|    |   |
|----|---|
| 11 | O.J. McDuffie (12/30/95 at Buffalo), 154 yards  |
| 11 | Jarvis Landry (1/8/17 at Pittsburgh), 102 yards |

### MOST RECEIVING YARDS

#### CAREER

|     |  |
|-----|--|
| 717 | Paul Warfield (11 games), 21.1 per catch |
| 649 | Tony Nathan (12 games), 10.0 per catch   |

#### GAME

|     |  |
|-----|--|
| 154 | O.J. McDuffie (12/30/95 at Buffalo), 11 receptions |
| 148 | Mark Duper (1/6/85 vs. Pittsburgh), 5 receptions   |

### MOST RECEIVING TOUCHDOWNS

#### CAREER

|   |   |
|---|---|
| 5 | Mark Duper (10 games), 32 receptions      |
| 4 | Paul Warfield (11 games), 34 receptions   |
| 4 | Bruce Hardy (13 games), 26 receptions     |
| 4 | Keith Jackson (four games), 19 receptions |

#### GAME

|   |                                       |
|---|---------------------------------------|
| 2 | Joe Rose (1/2/82 vs. San Diego)       |
| 2 | Bruce Hardy (1/8/83 vs. New England)  |
| 2 | Mark Duper (1/6/85 vs. Pittsburgh)    |
| 2 | Keith Jackson (1/10/93 vs. San Diego) |
| 2 | Keith Jackson (1/8/95 at San Diego)   |

### MOST 100-YARD RECEIVING GAMES

|   |                        |
|---|------------------------|
| 3 | Mark Duper (10 games)  |
| 3 | Tony Nathan (11 games) |

## PUNTING

### MOST PUNTS

#### CAREER

|    |                                      |
|----|--------------------------------------|
| 50 | Larry Seiple (11 games), 2,000 yards |
| 40 | Reggie Roby (10 games), 1,622 yards  |

#### GAME

|    |   |
|----|---|
| 10 | Tom Orosz (1/23/83 vs. N.Y. Jets), 333  |
| 8  | Three times, last: Tom Hutton (1/15/00) |



## INDIVIDUAL PLAYOFF RECORDS

### HIGHEST PUNTING AVERAGE

#### CAREER (min. 25 punts)

|      |                                   |
|------|-----------------------------------|
| 40.6 | Reggie Roby (10 games), 40 punts  |
| 40.0 | Larry Seiple (11 games), 50 punts |

#### GAME (min. 4 punts)

|      |  |
|------|--|
| 48.6 | George Roberts (12/24/78 vs. Houston), 5-243 |
| 47.4 | Matt Turk (1/13/02 vs. Baltimore), 5-237     |

### LONGEST PUNTS

|    |  |
|----|--|
| 64 | Reggie Roby (1/5/91 vs. Kansas City), net 53 |
| 62 | Reggie Roby (1/4/86 vs. Cleveland), net 62   |

## PUNT RETURNS

### MOST PUNT RETURNS

#### CAREER

|    |                            |
|----|----------------------------|
| 16 | Tom Vigorito (seven games) |
| 14 | Jake Scott (11 games)      |

#### GAME

|   |  |
|---|--|
| 6 | Nate Jacquet (1/9/00 at Seattle), 10.5 avg.    |
| 5 | Scott Miller (1/10/93 vs. San Diego), 9.0 avg. |

### MOST PUNT RETURN YARDS

#### CAREER

|     |                            |
|-----|----------------------------|
| 129 | Tom Vigorito (seven games) |
| 113 | O.J. McDuffie (10 games)   |
| 110 | Nate Jacquet (four games)  |

#### GAME

|    |   |
|----|---|
| 66 | Jeff Ogden (1/6/01 at Oakland), 3 returns   |
| 63 | Nate Jacquet (1/9/00 at Seattle), 6 returns |

### LONGEST PUNT RETURN

|    |   |
|----|---|
| 50 | Cedrick Wilson Jr. (1/15/23 at Buffalo) |
| 45 | Jeff Ogden (1/6/01 at Oakland)          |

### HIGHEST PUNT RETURN AVERAGE

#### CAREER (min. 10 returns)

|     |  |
|-----|--|
| 8.1 | Tom Vigorito (seven games), 16 returns |
| 6.8 | Jake Scott (10 games), 14 returns      |

#### GAME (min. 3 returns)

|      |  |
|------|--|
| 22.0 | Jeff Ogden (1/6/01 at Oakland), 3-66   |
| 10.5 | Nate Jacquet (1/9/00 at Seattle), 6-63 |

### MOST FAIR CATCHES

#### CAREER

|    |                                      |
|----|--------------------------------------|
| 11 | Jake Scott (seven games) of 25 punts |
| 7  | O.J. McDuffie (10 games) of 16 punts |

#### GAME

|   |  |
|---|--|
| 4 | Jake Scott (12/23/73 vs. Cincinnati) of five punts |
|---|--|

## KICKOFF RETURNS

### MOST KICKOFF RETURNS

#### CAREER

|    |                            |
|----|----------------------------|
| 23 | Fulton Walker (nine games) |
| 13 | Mercury Morris (10 games)  |

### GAME

|   |   |
|---|---|
| 8 | Marc Logan (1/12/91 at Buffalo), 17.3 average           |
| 6 | Fulton Walker (12/31/83 vs. Seattle), 17.3 average      |
| 6 | Lorenzo Hampton (1/12/86 vs. New England), 15.2 average |

### MOST KICKOFF RETURN YARDS

#### CAREER

|     |                            |
|-----|----------------------------|
| 618 | Fulton Walker (nine games) |
| 293 | Brock Marion (seven games) |

#### GAME

|       |  |
|-------|--|
| **190 | Fulton Walker (1/30/83 vs. Washington)   |
| 138   | Marc Logan (1/12/91 at Buffalo), long 44 |

### LONGEST KICKOFF RETURNS

|       |  |
|-------|--|
| **98t | Fulton Walker (1/30/83 vs. Washington) |
| 89t   | Nat Moore (12/21/74 at Oakland)        |

### HIGHEST KICKOFF RETURN AVERAGE

#### CAREER (min. 10 returns)

|      |  |
|------|--|
| 24.9 | O.J. McDuffie (10 games), 10 returns   |
| 24.4 | Brock Marion (seven games), 12 returns |

#### GAME (min. 3 returns)

|        |  |
|--------|--|
| **47.5 | Fulton Walker (1/30/83 vs. Washington) |
| 24.2   | John Avery (1/9/99 at Denver), 5-121   |

## INTERCEPTIONS

### MOST INTERCEPTIONS

#### CAREER

|   |                          |
|---|--------------------------|
| 5 | Dick Anderson (11 games) |
| 4 | Five players             |

#### GAME

|   |   |
|---|---|
| 3 | A.J. Duhe (1/23/83 vs. N.Y. Jets), 36 yards |
| 2 | Five times, last 1992                       |

### LONGEST INTERCEPTION RETURNS

|       |   |
|-------|---|
| 62t   | Dick Anderson (1/2/72 vs. Baltimore), John Unitas |
| **55t | Jake Scott (1/14/73 vs. Washington), Bill Kilmer  |

## SACKS

### MOST SACKS

#### CAREER

|     |                               |
|-----|-------------------------------|
| 8.0 | Kim Bokamper (13 games)       |
| 6.0 | Trace Armstrong (eight games) |

#### GAME

|     |  |
|-----|--|
| 3.0 | Trace Armstrong (1/9/00 at Seattle)    |
| 2.0 | Bob Heinz (1/2/72 vs. Baltimore)       |
| 2.0 | Bob Matheson (12/23/73 vs. Cincinnati) |
| 2.0 | Kim Bokamper (12/24/78 vs. Houston)    |
| 2.0 | Kim Bokamper (1/2/82 vs. San Diego)    |
| 2.0 | A.J. Duhe (1/16/83 vs. San Diego)      |
| 2.0 | Kim Bokamper (1/23/83 vs. N.Y. Jets)   |
| 2.0 | Marco Coleman (1/8/95 at San Diego)    |
| 2.0 | Zach Sieler (1/15/23 at Buffalo)       |



## INDIVIDUAL PLAYOFF RECORDS

### FUMBLES

#### MOST FUMBLES

##### CAREER

- 8 Dan Marino (18 games)
- 5 Andra Franklin (six games)

##### GAME

- 3 Andra Franklin (1/8/83 vs. New England)
- 2 Eight times, last Matt Moore (1/8/17 at Pittsburgh)

#### MOST OWN FUMBLE RECOVERIES

##### CAREER

- 3 Dan Marino (18 games)
- 2 Bob Griese (12 games)

##### GAME

- 2 Bob Griese (12/27/70 at Oakland)

#### MOST OPPONENT FUMBLE RECOVERIES

##### CAREER

- 2 Doug Betters (13 games)
- 2 Larry Gordon (seven games)
- 2 Jake Scott (11 games)

##### GAME

- 2 Larry Gordon (12/30/79 at Pittsburgh)

#### FUMBLE RETURNS FOR TOUCHDOWN

- 5t Zach Sieler (1/15/23 at Buffalo), Josh Allen

## TEAM PLAYOFF RECORDS

The following team records include National Football League playoff and Super Bowl statistics only. Super Bowl games are marked with a "\*\*\*."

### SCORING

#### MOST POINTS SCORED

- 45 1/6/85 vs. Pittsburgh
- 38 1/2/82 vs. San Diego

#### FEWEST POINTS SCORED

- 0 1/6/01 at Oakland
- 3 1/16/72 vs. Dallas
- \*\*3 12/28/97 at New England
- 3 1/9/99 at Denver
- 3 1/13/02 vs. Baltimore

#### MOST POINTS ALLOWED

- 62 1/15/00 at Jacksonville
- 44 1/12/91 at Buffalo

#### FEWEST POINTS ALLOWED

- 0 1/2/72 vs. Baltimore
- 0 1/23/83 vs. N.Y. Jets
- 0 1/10/93 vs. San Diego

#### MOST POINTS, BOTH TEAMS

- 79 San Diego 41, at Miami 38, OT (1/2/82)
- 78 at Buffalo 44, Miami 34 (1/12/91)

#### FEWEST POINTS, BOTH TEAMS

- 14 at Miami 14, N.Y. Jets 0 (1/23/83)
- 20 at New England 17, Miami 3 (12/28/97)

#### MOST DECISIVE WIN

- 31 31-0 vs. San Diego (1/10/93)
- 21 21-0 vs. Baltimore (1/2/72)
- 21 34-13 vs. San Diego (1/16/83)
- 21 31-10 vs. Seattle (12/29/84)

#### MOST DECISIVE LOSS

- 55 62-7 at Jacksonville (1/15/00)
- 35 38-3 at Denver (1/9/99)

#### MOST TOUCHDOWNS SCORED BY

##### RUSHING

- 3 12/30/73 vs. Oakland
- \*\*3 1/13/74 vs. Minnesota

##### PASSING

- 4 1/2/82 vs. San Diego
- 4 1/6/85 vs. Pittsburgh

##### INTERCEPTION

- 1 1/2/72 vs. Baltimore
- 1 1/23/83 vs. N. Y. Jets

##### PUNT RETURN

None

##### KICKOFF RETURN

- 1 12/21/74 at Oakland
- \*\*1 1/30/83 vs. Washington

##### FUMBLE RETURN

- 1 1/15/23 at Buffalo

##### BLOCKED PUNT

- 1 12/24/72 vs. Cleveland

#### MOST TOUCHDOWNS ALLOWED BY

##### RUSHING

- 3 12/30/79 at Pittsburgh
- 3 12/30/95 at Buffalo
- 3 1/9/99 at Denver
- 3 1/15/00 at Jacksonville

##### PASSING

- 4 12/21/74 at Oakland
- 4 1/15/00 at Jacksonville
- 3 Six times, last 2023

##### INTERCEPTION

- 1 12/27/70 at Oakland
- 1 12/23/73 vs. Cincinnati
- 1 12/28/97 at New England
- 1 1/6/01 at Oakland
- 1 1/4/09 vs. Baltimore

##### PUNT RETURN

- 1 1/2/82 vs. San Diego



## TEAM PLAYOFF RECORDS

### KICKOFF RETURN

1 1/9/00 at Seattle

### FUMBLE RETURN

1 12/31/72 at Pittsburgh

\*\*1 1/14/73 vs. Washington

1 1/9/99 at Denver

1 1/15/00 at Indianapolis

### BLOCKED PUNT

None

### MOST POINTS IN A QUARTER, DOLPHINS

1st – 14 12/23/73 vs. Cincinnati

\*\*14 1/13/74 vs. Minnesota

2nd – 21 1/10/93 vs. San Diego

20 1/16/83 vs. San Diego

3rd – 14 1/2/82 vs. San Diego

14 12/29/84 vs. Seattle

14 1/6/85 vs. Pittsburgh

14 1/4/86 vs. Cleveland

4th – 22 12/30/95 at Buffalo

14 1/5/91 vs. Kansas City

14 1/12/91 at Buffalo

### MOST POINTS IN A QUARTER, OPPONENT

1st – 24 1/2/82 vs. San Diego

24 1/15/00 at Jacksonville

20 12/30/79 at Pittsburgh

2nd – \*\*21 1/20/85 vs. San Francisco

17 1/15/00 at Jacksonville

3rd – 14 1/15/00 at Jacksonville

14 1/15/23 at Buffalo

10 12/30/73 vs. Oakland

\*\*10 1/20/85 vs. San Francisco

10 1/17/93 vs. Buffalo

10 12/28/97 at New England

10 1/8/17 at Pittsburgh

4th – 14 12/21/74 at Oakland

\*\*14 1/30/83 vs. Washington

14 1/12/91 at Buffalo

14 1/9/99 at Denver

### MOST POINTS IN A HALF, DOLPHINS

1st – 27 1/16/83 vs. San Diego

24 1/6/85 vs. Pittsburgh

2nd – 22 12/30/95 at Buffalo

21 Three times, last 1986

### MOST POINTS IN A HALF, OPPONENT

1st – 41 1/15/00 at Jacksonville

\*\*28 1/20/85 vs. San Francisco

27 1/12/91 at Buffalo

2nd – 21 12/21/74 at Oakland

21 1/15/00 at Jacksonville

20 12/31/83 vs. Seattle

## FIRST DOWNS

### MOST FIRST DOWNS

29 1/16/83 vs. San Diego

28 1/6/85 vs. Pittsburgh

### FEWEST FIRST DOWNS

\*\*9 1/30/83 vs. Washington

9 1/13/02 vs. Baltimore

\*\*10 1/16/72 vs. Dallas

10 12/28/97 at New England

10 1/15/00 at Jacksonville

10 1/6/01 at Oakland

### MOST FIRST DOWNS ALLOWED

34 1/2/82 vs. San Diego

\*\*31 1/20/85 vs. San Francisco

### FEWEST FIRST DOWNS ALLOWED

8 12/29/84 vs. Seattle

10 1/23/83 vs. N.Y. Jets

10 1/10/93 vs. San Diego

### MOST FIRST DOWNS BY

#### RUSHING

18 12/23/73 vs. Cincinnati

18 12/30/73 vs. Oakland

#### PASSING

21 1/2/82 vs. San Diego

20 12/30/95 at Buffalo

#### PENALTY

5 1/2/99 vs. Buffalo

### FEWEST FIRST DOWNS BY

#### RUSHING

0 1/15/00 at Jacksonville

0 1/6/01 at Oakland

1 1/9/99 at Denver

1 1/13/02 vs. Baltimore

1 1/8/17 at Pittsburgh

#### PASSING

2 12/30/73 vs. Oakland

\*\*2 1/30/83 vs. Washington

### MOST FIRST DOWNS ALLOWED BY

#### RUSHING

18 12/30/95 at Buffalo

\*\*16 1/20/85 vs. San Francisco

#### PASSING

21 1/2/82 vs. San Diego

17 12/31/94 vs. Kansas City

#### PENALTY

3 Six times, last at Kansas City, 1/13/24

### FEWEST FIRST DOWNS ALLOWED BY

#### RUSHING

0 1/9/00 at Seattle

2 1/23/83 vs. N.Y. Jets

2 12/29/84 vs. Seattle

#### PASSING

5 1/4/86 vs. Cleveland

6 Six times, last 1985



## TEAM PLAYOFF RECORDS

### NET YARDS

#### MOST NET YARDS GAINED

|     |                       |
|-----|-----------------------|
| 569 | 1/6/85 vs. Pittsburgh |
| 502 | 12/30/95 at Buffalo   |

#### FEWEST NET YARDS GAINED

|     |                         |
|-----|-------------------------|
| 133 | 1/15/00 at Jacksonville |
| 151 | 1/13/02 vs. Baltimore   |

#### MOST NET YARDS ALLOWED

|       |                           |
|-------|---------------------------|
| 564   | 1/2/82 vs. San Diego      |
| **537 | 1/20/85 vs. San Francisco |

#### FEWEST NET YARDS ALLOWED

|     |                       |
|-----|-----------------------|
| 139 | 1/23/83 vs. N.Y. Jets |
| 171 | 1/9/00 at Seattle     |

### RUSHING

#### MOST RUSHING YARDS

|     |                                    |
|-----|------------------------------------|
| 266 | 12/30/73 vs. Oakland, 53 att.      |
| 258 | 12/30/00 vs. Indianapolis, 48 att. |

#### FEWEST RUSHING YARDS

|    |                         |
|----|-------------------------|
| 14 | 1/9/99 at Denver        |
| 23 | 1/15/00 at Jacksonville |

#### MOST RUSHING YARDS ALLOWED

|       |                                 |
|-------|---------------------------------|
| 341   | 12/30/95 at Buffalo, 52 att.    |
| **276 | 1/30/83 vs. Washington, 52 att. |

#### FEWEST RUSHING YARDS ALLOWED

|    |                               |
|----|-------------------------------|
| 41 | 1/9/00 at Seattle, 20 att.    |
| 51 | 12/29/84 vs. Seattle, 18 att. |

#### MOST RUSHING ATTEMPTS

|    |                                  |
|----|----------------------------------|
| 56 | 1/16/83 vs. San Diego, 214 yards |
| 53 | Twice, last: 1974                |

#### FEWEST RUSHING ATTEMPTS

|     |                                     |
|-----|-------------------------------------|
| 8   | 1/8/95 at San Diego                 |
| **9 | 1/20/85 vs. San Francisco, 25 yards |
| 11  | 1/13/93 vs. Buffalo, 33 yards       |

#### MOST RUSHING ATTEMPTS, OPPONENTS

|      |                                    |
|------|------------------------------------|
| 59   | 1/12/86 vs. New England, 255 yards |
| **52 | 1/30/83 vs. Washington, 276 yards  |
| 52   | 12/30/95 at Buffalo, 341 yards     |

#### FEWEST RUSHING ATTEMPTS, OPPONENTS

|    |                                 |
|----|---------------------------------|
| 16 | 1/10/93 vs. San Diego, 70 yards |
| 17 | 1/16/83 vs. San Diego, 79 yards |

### PASSING

#### MOST NET YARDS PASSING

|     |                       |
|-----|-----------------------|
| 435 | 1/6/85 vs. Pittsburgh |
| 432 | 12/30/95 at Buffalo   |

#### FEWEST NET YARDS PASSING

|    |                       |
|----|-----------------------|
| 26 | 12/30/73 vs. Oakland  |
| 60 | 1/23/83 vs. N.Y. Jets |

#### MOST NET YARDS PASSING ALLOWED

|     |                      |
|-----|----------------------|
| 415 | 1/2/82 vs. San Diego |
| 339 | 1/12/91 at Buffalo   |
| 339 | 1/2/99 vs. Buffalo   |

#### FEWEST NET YARDS PASSING ALLOWED

|    |                         |
|----|-------------------------|
| 62 | 1/4/86 vs. Cleveland    |
| 71 | 1/12/86 vs. New England |

#### MOST PASS ATTEMPTS

|      |                           |
|------|---------------------------|
| 66   | 12/30/95 at Buffalo       |
| **50 | 1/20/85 vs. San Francisco |

#### FEWEST PASS ATTEMPTS

|     |                       |
|-----|-----------------------|
| 6   | 12/30/73 vs. Oakland  |
| **7 | 1/13/74 vs. Minnesota |

#### MOST PASS ATTEMPTS, OPPONENT

|    |                       |
|----|-----------------------|
| 54 | 1/2/82 vs. San Diego  |
| 45 | 1/10/93 vs. San Diego |

#### FEWEST PASS ATTEMPTS, OPPONENT

|    |                        |
|----|------------------------|
| 12 | 1/2/86 vs. New England |
| 16 | 12/27/70 at Oakland    |

#### MOST PASS COMPLETIONS

|    |                      |
|----|----------------------|
| 34 | 12/30/95 at Buffalo  |
| 31 | 1/2/82 vs. San Diego |

#### FEWEST PASS COMPLETIONS

|   |                      |
|---|----------------------|
| 3 | 12/30/73 vs. Oakland |
| 4 | Twice, last: 1983    |

#### FEWEST PASS ATTEMPTS

|     |                       |
|-----|-----------------------|
| 6   | 12/30/73 vs. Oakland  |
| **7 | 1/13/74 vs. Minnesota |

#### MOST PASS COMPLETIONS, OPPONENT

|    |                          |
|----|--------------------------|
| 33 | 1/2/82 vs. San Diego     |
| 28 | 1/8/95 at San Diego      |
| 26 | 12/31/94 vs. Kansas City |

#### FEWEST PASS COMPLETIONS, OPPONENT

|   |                       |
|---|-----------------------|
| 8 | 1/27/70 at Oakland    |
| 9 | 1/24/72 vs. Cleveland |
| 9 | 1/4/09 vs. Baltimore  |

### INTERCEPTIONS

#### MOST INTERCEPTIONS

|   |                        |
|---|------------------------|
| 5 | 12/24/72 vs. Cleveland |
| 5 | 1/16/83 vs. San Diego  |
| 5 | 1/23/83 vs. N.Y. Jets  |

#### MOST INTERCEPTIONS, OPPONENT

|   |                           |
|---|---------------------------|
| 4 | 1/4/09 vs. Baltimore      |
| 3 | 12/24/78 vs. Houston      |
| 3 | 1/23/83 vs. N.Y. Jets     |
| 3 | 12/30/95 at Buffalo       |
| 3 | 12/30/00 vs. Indianapolis |
| 3 | 1/6/01 at Oakland         |



## TEAM PLAYOFF RECORDS

### PUNTING

#### MOST PUNTS

|    |                         |
|----|-------------------------|
| 10 | 1/23/83 vs. N.Y. Jets   |
| 9  | 1/15/00 at Jacksonville |

#### MOST PUNT YARDS

|     |                         |
|-----|-------------------------|
| 356 | 1/15/00 at Jacksonville |
| 333 | 1/23/83 vs. N.Y. Jets   |

#### FEWEST PUNTS

|   |                        |
|---|------------------------|
| 1 | 12/30/73 vs. Oakland   |
| 1 | 1/8/83 vs. New England |
| 1 | 1/2/99 vs. Buffalo     |

#### MOST PUNTS, OPPONENT

|    |                                    |
|----|------------------------------------|
| 10 | 1/23/83 vs. N.Y. Jets              |
| 7  | Six times, last: 1/9/00 at Seattle |

#### MOST PUNT YARDS, OPPONENT

|     |                       |
|-----|-----------------------|
| 357 | 1/23/83 vs. N.Y. Jets |
| 335 | 1/9/00 at Seattle     |

#### FEWEST PUNTS, OPPONENT

|   |  |
|---|--|
| 1 | 1/12/91 at Buffalo                       |
| 2 | Eight times, last: at Pittsburgh, 1/8/17 |

#### MOST PUNTS, BOTH TEAMS

|    |                       |
|----|-----------------------|
| 20 | 1/23/83 vs. N.Y. Jets |
| 15 | 1/10/93 vs. San Diego |
| 15 | 1/9/00 at Seattle     |

#### FEWEST PUNTS, BOTH TEAMS

|   |                      |
|---|----------------------|
| 3 | 12/30/73 vs. Oakland |
| 3 | 1/12/91 at Buffalo   |
| 3 | 1/2/99 vs. Buffalo   |

#### HIGHEST PUNTING AVERAGE

|        |                      |
|--------|----------------------|
| x-48.6 | 12/24/72 vs. Houston |
|--------|----------------------|

#### HIGHEST PUNTING AVERAGE, OPPONENT

|                     |                        |
|---------------------|------------------------|
| x-51.3              | 12/31/72 at Pittsburgh |
| x – minimum 4 punts |                        |

### SACKS

#### MOST SACKS

|      |                    |
|------|--------------------|
| 7-36 | 1/15/23 at Buffalo |
| 6-32 | 1/9/00 at Seattle  |

#### MOST SACKS, OPPONENT

|      |                         |
|------|-------------------------|
| 5-31 | 1/15/00 at Jacksonville |
| 5-36 | 1/8/17 at Pittsburgh    |

### FUMBLES

#### MOST FUMBLES

|   |                         |
|---|-------------------------|
| 6 | 1/15/00 at Jacksonville |
| 5 | 1/12/86 vs. New England |

#### MOST FUMBLES LOST

|     |                         |
|-----|-------------------------|
| 6-5 | 1/15/00 at Jacksonville |
| 5-4 | 1/12/86 vs. New England |

#### MOST FUMBLES, OPPONENT

|   |  |
|---|--|
| 4 | 12/27/70 vs. Oakland                     |
| 4 | 1/2/99 vs. Buffalo                       |
| 4 | 1/15/23 at Buffalo                       |
| 3 | Nine times, last: 1/13/24 at Kansas City |

#### MOST FUMBLES LOST, OPPONENT

|     |                        |
|-----|------------------------|
| 4-4 | 1/2/99 vs. Buffalo     |
| 3-3 | 12/30/79 at Pittsburgh |
| 3-3 | 1/2/82 vs. San Diego   |
| 3-3 | 1/8/83 vs. New England |

## OPPONENT PLAYOFF RECORDS

The following individual records relate solely to play against the Miami Dolphins. They include National Football League playoff and Super Bowl statistics only. Super Bowl games are marked with a \*\*\*\*.

### RUSHING

#### MOST RUSHING YARDS

##### CAREER

|     |                                      |
|-----|--------------------------------------|
| 404 | Thurman Thomas, Buffalo (four games) |
| 199 | Terrell Davis, Denver (one game)     |

##### GAME

|     |  |
|-----|--|
| 199 | Terrell Davis, Denver (1/9/99 at Denver), 21 attempts        |
| 167 | Le'Veon Bell, Pittsburgh (1/8/17 at Pittsburgh), 29 attempts |

#### MOST RUSHING ATTEMPTS

##### CAREER

|    |                                      |
|----|--------------------------------------|
| 84 | Thurman Thomas, Buffalo (four games) |
| 42 | Marv Hubbard, Oakland (three games)  |

##### GAME

|      |   |
|------|---|
| **38 | John Riggins, Washington (1/30/83 at Pasadena), 166 yards |
| 32   | Thurman Thomas, Buffalo (1/12/91 at Buffalo), 117 yards   |

#### MOST RUSHING TOUCHDOWNS

##### CAREER

|   |                                      |
|---|--------------------------------------|
| 4 | Thurman Thomas, Buffalo (four games) |
| 2 | Earnest Byner, Cleveland (one game)  |
| 2 | Chuck Muncie, San Diego (two games)  |
| 2 | Curt Warner, Seattle (one game)      |
| 2 | Terrell Davis, Denver (one game)     |
| 2 | Le'Veon Bell, Pittsburgh (one game)  |

##### GAME

|   |  |
|---|--|
| 2 | Earnest Byner, Cleveland (1/4/86 at Miami)   |
| 2 | Thurman Thomas, Buffalo (1/12/91 at Buffalo) |



## OPPONENT PLAYOFF RECORDS

- 2 Curt Warner, Seattle (12/31/83 at Miami)
- 2 Terrell Davis, Denver (1/9/99 at Denver)
- 2 Le'Veon Bell, Pittsburgh (1/8/17 at Pittsburgh)

### LONGEST RUNS FROM SCRIMMAGE

- 90t Fred Taylor, Jacksonville (1/15/00 at Jacksonville)
- 66t Earnest Byner, Cleveland (1/4/86 at Miami)

## PASSING

### MOST YARDS PASSING

#### CAREER

- 711 Jim Kelly, Buffalo (three games)
- 645 Joe Montana, S.F., K.C. (two games)

#### GAME

- 433 Dan Fouts, San Diego (1/2/82 at Miami), 33 of 53
- 360 Doug Flutie, Buffalo (1/2/99 at Miami), 21 of 36

### MOST PASS ATTEMPTS

#### CAREER

- 87 Stan Humphries, San Diego (two games)
- 87 Dan Fouts, San Diego (two games)

#### GAME

- 53 Dan Fouts, San Diego (1/2/82 at Miami), 33 comp.
- 44 Stan Humphries, San Diego (1/10/93 at Miami), 18 comp.

### MOST PASS COMPLETIONS

#### CAREER

- 50 Joe Montana, S.F., K.C. (two games)
- 48 Dan Fouts, San Diego (two games)
- 48 Jim Kelly, Buffalo (three games)

#### GAME

- 33 Dan Fouts, San Diego (1/2/82 at Miami), 53 attempts
- 28 Stan Humphries, San Diego (1/8/95 at San Diego), 43 attempts

### MOST TOUCHDOWN PASSES

#### CAREER

- 5 Ken Stabler, Oakland (two games)
- 5 Joe Montana, S.F., K.C. (two games)
- 5 Jim Kelly, Buffalo (three games)

#### GAME

- 4 Ken Stabler, Oakland (12/21/74 at Oakland)
- 3 Tony Eason, New England (1/12/86 at Miami)
- 3 Dan Fouts, San Diego (1/2/82 at Miami)
- 3 Jim Kelly, Buffalo (1/12/91 at Buffalo)
- 3 Mark Malone, Pittsburgh (1/6/85 at Miami)
- \*\*3 Joe Montana, San Francisco (1/20/85 vs. Miami)
- 3 Josh Allen, Buffalo (1/15/23 at Buffalo)

### MOST PASSES HAD INTERCEPTED

#### CAREER

- 6 Dan Fouts, San Diego (two games)
- 6 Stan Humphries, San Diego (two games)

#### GAME

- 5 Dan Fouts, San Diego (1/16/83 at Miami), 34 attempts
- 5 Mike Phipps, Cleveland (12/24/72 at Miami), 23 attempts
- 5 Richard Todd, N.Y. Jets (1/23/83 at Miami), 37 attempts

### LONGEST PASSES FROM SCRIMMAGE

- 82t Daryle Lamonica to Rod Sherman, Oakland (12/27/70 at Oakland)

- 72t Ken Stabler to Cliff Branch, Oakland (12/21/74 at Oakland)

## RECEIVING

### MOST RECEPTIONS

#### CAREER

- 16 Ronnie Harmon, San Diego (two games)
- 14 Kellen Winslow, San Diego (two games)

#### GAME

- 13 Kellen Winslow, San Diego (1/2/82 at Miami), 166 yards
- 9 Lervil Elliott, Cincinnati (12/23/73 at Miami), 53 yards
- 9 Ronnie Harmon, San Diego (1/10/93 at Miami), 73 yards
- 9 Eric Moulds, Buffalo (1/2/99 at Miami), 240 yards

### MOST RECEIVING YARDS

#### CAREER

- 240 Eric Moulds, Buffalo (one game)
- 207 Andre Reed, Buffalo (four games)

#### GAME

- 240 Eric Moulds, Buffalo (1/2/99 at Miami), 9 receptions
- 166 Kellen Winslow, San Diego (1/2/82 at Miami), 13 receptions

### MOST RECEIVING TOUCHDOWNS

#### CAREER

- 3 John Stallworth, Pittsburgh (two games)
- 2 James Brooks, San Diego (two games)
- 2 Fred Biletnikoff, Oakland (three games)
- 2 Roger Craig, San Francisco (one game)
- 2 Andre Reed, Buffalo (four games)
- 2 Jimmy Smith, Jacksonville (one game)
- 2 Antonio Brown, Pittsburgh (one game)

#### GAME

- 2 James Brooks, San Diego (1/2/82 at Miami)
- \*\*2 Roger Craig, San Francisco (1/20/85 vs. Miami)
- 2 Andre Reed, Buffalo (1/21/91 at Buffalo)
- 2 John Stallworth, Pittsburgh (1/6/85 at Miami)
- 2 Jimmy Smith, Jacksonville (1/15/00 at Jacksonville)
- 2 Antonio Brown, Pittsburgh (1/8/17 at Pittsburgh)

## FIELD GOALS

### MOST FIELD GOALS

#### CAREER

- 9 Steve Christie, Buffalo (three games)
- 4 Matt Stover, Baltimore (two games)
- 4 Harrison Butker, Kansas City (one game)

#### GAME

- 5 Steve Christie, Buffalo (1/17/93 at Miami) of 6
- 4 Harrison Butker, Kansas City (1/13/24) of 4
- 3 Five times, last: Mike Vanderjagt, Indianapolis (12/30/00 at Miami)

### LONGEST FIELD GOALS

- 50 Todd Peterson, Seattle (1/9/00 at Seattle)
- 50 Mike Vanderjagt, Indianapolis (12/30/00 at Miami)





## OPPONENT PLAYOFF RECORDS

### INTERCEPTIONS

#### MOST INTERCEPTIONS

##### CAREER

3 John Harris, Seattle (two games)

##### GAME

2 Ken Schroy, N.Y. Jets (1/23/83 at Miami), 1 yd.  
2 John Harris, Seattle (12/29/84 at Miami), 45 yds.  
2 Aaron Beasley, Jacksonville (1/15/00 at Jacksonville), 5 yds.  
2 Chad Cota, Indianapolis (12/30/00 at Miami), 23 yds.  
2 Tory James, Oakland (1/6/01 at Oakland), 98 yds.

#### LONGEST INTERCEPTION RETURNS

90t Tory James, Oakland (Jay Fiedler), 1/6/01 at Oakland  
64t Ed Reed, Baltimore (Chad Pennington), 1/4/09 at Miami

### LONGEST PLAYS

#### PUNTS

63 Ray Guy, Oakland (12/30/73 at Miami)  
60 Bob Walden, Pittsburgh (12/31/72 at Pittsburgh)

#### PUNT RETURNS

56t Wes Chandler, San Diego (1/2/82 at Miami)  
38 Thom Darden, Cleveland (12/24/72 at Miami)

#### KICKOFF RETURNS

85t Charlie Rogers, Seattle (1/9/00 at Seattle)  
59 Zachary Dixon, Seattle (12/31/83 at Miami)

#### FUMBLE RECOVERIES

79t Neil Smith, Denver (Oronde Gadsden), 1/9/99 at Denver  
\*\*49t Mike Bass, Washington (Garo Yepremian), 1/14/73 at Los Angeles

## ALL-TIME PLAYOFF LEADERS

### RUSHING

|     | PLAYER                 | GAMES    | NO.       | YDS.      | AVG.       | LG        | TD       |
|-----|------------------------|----------|-----------|-----------|------------|-----------|----------|
| 1.  | Larry Csonka           | 12       | 225       | 891       | 4.0        | 49        | 9        |
| 2.  | Tony Nathan            | 12       | 118       | 454       | 3.8        | 26        | 3        |
| 3.  | Mercury Morris         | 10       | 95        | 440       | 4.6        | 27        | 1        |
| 4.  | Jim Kiick              | 11       | 115       | 401       | 3.5        | 27        | 6        |
| 5.  | Andra Franklin         | 6        | 93        | 335       | 3.6        | 29        | 2        |
| 6.  | Lamar Smith            | 3        | 54        | 219       | 4.1        | 24        | 2        |
| 7.  | Sammie Smith           | 2        | 41        | 181       | 4.4        | 17        | 0        |
| 8.  | Woody Bennett          | 10       | 59        | 179       | 3.0        | 17        | 4        |
| 9.  | Bernie Parmalee        | 7        | 53        | 150       | 2.8        | 16        | 1        |
| 10. | Karim Abdul-Jabbar     | 3        | 35        | 116       | 3.3        | 18        | 1        |
| 11. | J.J. Johnson           | 5        | 38        | 107       | 2.8        | 18        | 1        |
| 12. | David Woodley          | 5        | 17        | 102       | 6.0        | 12        | 1        |
| 13. | Aaron Craver           | 4        | 12        | 98        | 8.2        | 25t       | 1        |
| 14. | Bobby Humphrey         | 2        | 31        | 93        | 3.0        | 15        | 0        |
| 15. | Bob Griese             | 12       | 13        | 84        | 6.5        | 25        | 0        |
| 16. | Benny Malone           | 3        | 14        | 83        | 5.9        | 23t       | 1        |
| 17. | Jay Fiedler            | 3        | 13        | 71        | 5.5        | 11        | 0        |
| 18. | Joe Carter             | 4        | 9         | 66        | 7.3        | 19        | 0        |
| 19. | Pete Johnson           | 3        | 16        | 61        | 3.8        | 14        | 0        |
| 20. | Ron Davenport          | 2        | 9         | 54        | 6.0        | 31t       | 2        |
| 21. | David Overstreet       | 1        | 9         | 50        | 5.6        | 13        | 0        |
| 22. | Irving Spikes          | 3        | 9         | 49        | 5.4        | 23        | 0        |
| 23. | Leroy Harris           | 1        | 9         | 43        | 4.8        | 9         | 0        |
| 24. | Delvin Williams        | 2        | 21        | 42        | 2.0        | 9         | 0        |
| 25. | Autry Denson           | 4        | 16        | 41        | 2.6        | 17        | 0        |
| 26. | Larry Seiple           | 11       | 1         | 37        | 37.0       | 37        | 0        |
| 27. | Paul Warfield          | 11       | 4         | 34        | 8.5        | 25        | 0        |
| 28. | <b>Raheem Mostert</b>  | <b>1</b> | <b>8</b>  | <b>33</b> | <b>4.1</b> | <b>8</b>  | <b>0</b> |
|     | Jay Ajayi              | 1        | 16        | 33        | 2.1        | 8         | 0        |
| 30. | O.J. McDuffie          | 10       | 3         | 31        | 10.3       | 19        | 0        |
| 31. | <b>Tua Tagovailoa</b>  | <b>1</b> | <b>3</b>  | <b>25</b> | <b>8.3</b> | <b>14</b> | <b>0</b> |
| 32. | Marc Logan             | 2        | 12        | 23        | 1.9        | 7         | 0        |
|     | <b>Jeff Wilson Jr.</b> | <b>2</b> | <b>10</b> | <b>23</b> | <b>2.3</b> | <b>6</b>  | <b>1</b> |
| 34. | Keith Byars            | 1        | 4         | 22        | 5.5        | 10        | 0        |
| 35. | Ronnie Brown           | 1        | 12        | 19        | 1.6        | 6         | 0        |
| 36. | John Kidd              | 4        | 1         | 18        | 18.0       | 18        | 0        |
| 37. | Don Nottingham         | 6        | 2         | 17        | 8.5        | 12        | 0        |
|     | <b>Jaylen Waddle</b>   | <b>2</b> | <b>2</b>  | <b>17</b> | <b>8.5</b> | <b>9</b>  | <b>0</b> |



## ALL-TIME PLAYOFF LEADERS

| RUSHING                 |          |          |          |            |          |          |
|-------------------------|----------|----------|----------|------------|----------|----------|
| PLAYER                  | GAMES    | NO.      | YDS.     | AVG.       | LG       | TD       |
| Tom Vigorito            | 7        | 4        | 17       | 4.3        | 6        | 0        |
| Ricky Williams          | 1        | 4        | 17       | 4.3        | 7        | 0        |
| 41. Stanley Pritchett   | 5        | 8        | 16       | 2.0        | 7        | 0        |
| 42. Lousaka Polite      | 1        | 3        | 15       | 5.0        | 11       | 0        |
| 43. Damien Williams     | 1        | 3        | 14       | 4.7        | 15       | 0        |
| Travis Minor            | 1        | 5        | 14       | 2.8        | 5        | 0        |
| 45. Gary Davis          | 1        | 2        | 12       | 6.0        | 9        | 0        |
| 46. Tom Orosz           | 5        | 1        | 11       | 11.0       | 11       | 0        |
| 47. Ray Lucas           | 1        | 1        | 10       | 10.0       | 10       | 0        |
| <b>De'Von Achane</b>    | <b>1</b> | <b>6</b> | <b>9</b> | <b>1.5</b> | <b>3</b> | <b>0</b> |
| 49. Eddie Hill          | 12       | 3        | 8        | 2.7        | 4        | 0        |
| Terry Kirby             | 1        | 2        | 8        | 4.0        | 7        | 1        |
| Charles Leigh           | 9        | 1        | 8        | 8.0        | 8        | 0        |
| 52. Nat Moore           | 13       | 1        | 7        | 7.0        | 7        | 0        |
| 53. Tony Martin         | 8        | 1        | 6        | 6.0        | 6        | 0        |
| 54. <b>Tyreek Hill</b>  | <b>2</b> | <b>2</b> | <b>5</b> | <b>2.5</b> | <b>8</b> | <b>0</b> |
| 55. Jerris McPhail      | 1        | 1        | 4        | 4.0        | 4        | 0        |
| 56. <b>Salvon Ahmed</b> | <b>1</b> | <b>5</b> | <b>3</b> | <b>0.6</b> | <b>6</b> | <b>0</b> |
| John Avery              | 2        | 1        | 3        | 3.0        | 3        | 0        |
| Earl Morrall            | 2        | 4        | 3        | 0.8        | 3        | 0        |
| Michael Thomas          | 1        | 1        | 3        | 3.0        | 3        | 0        |
| <b>Skylar Thompson</b>  | <b>1</b> | <b>2</b> | <b>3</b> | <b>1.5</b> | <b>2</b> | <b>0</b> |
| 61. Matt Moore          | 1        | 1        | 2        | 2.0        | 2        | 0        |
| Tony Paige              | 4        | 1        | 2        | 2.0        | 2        | 0        |
| 63. Patrick Cobbs       | 1        | 1        | 1        | 1.0        | 1        | 0        |
| Durriel Harris          | 7        | 1        | 1        | 1.0        | 1        | 0        |
| Dan Marino              | 18       | 15       | 1        | 0.1        | 5        | 1        |
| 66. Norm Bulaich        | 2        | 2        | 0        | 0.0        | 0        | 0        |
| Mark Clayton            | 10       | 1        | 0        | 0.0        | 0        | 0        |
| Damon Huard             | 4        | 3        | 0        | 0.0        | 2        | 0        |
| Chad Pennington         | 1        | 1        | 0        | 0.0        | 0        | 0        |
| 70. Scott Mitchell      | 2        | 1        | -1       | -1.0       | -1       | 0        |
| 71. Don Strock          | 13       | 1        | -2       | -2.0       | -2       | 0        |
| 72. James Saxon         | 4        | 2        | -3       | -1.5       | 0        | 0        |
| 73. Jim Jensen          | 13       | 2        | -6       | -3.0       | -3       | 0        |
| 74. Tom Hutton          | 2        | 1        | -8       | -8.0       | -8       | 0        |
| 75. George Roberts      | 2        | 1        | -9       | -9.0       | -9       | 0        |

| PASSING |                 |       |      |       |      |       |    |     |       |
|---------|-----------------|-------|------|-------|------|-------|----|-----|-------|
|         | PLAYER          | GAMES | ATT. | COMP. | YDS. | PCT.  | TD | INT | RATE  |
| 1.      | Dan Marino      | 18    | 687  | 385   | 4510 | 56.0  | 32 | 24  | 77.1  |
| 2.      | Bob Griese      | 12    | 208  | 112   | 1467 | 53.8  | 10 | 12  | 68.3  |
| 3.      | David Woodley   | 5     | 81   | 48    | 645  | 59.3  | 0  | 1   | 74.4  |
| 4.      | Don Strock      | 13    | 62   | 38    | 551  | 61.3  | 4  | 3   | 91.5  |
| 5.      | Jay Fiedler     | 3     | 99   | 52    | 483  | 52.5  | 1  | 7   | 40.1  |
| 6.      | Matt Moore      | 1     | 36   | 29    | 289  | 80.6  | 1  | 1   | 97.8  |
| 7.      | Chad Pennington | 1     | 38   | 25    | 252  | 65.8  | 1  | 4   | 53.7  |
| 8.      | Skylar Thompson | 1     | 45   | 18    | 220  | 40.0  | 1  | 2   | 44.7  |
| 9.      | Tua Tagovailoa  | 1     | 39   | 20    | 199  | 51.3  | 1  | 1   | 63.9  |
| 10.     | Earl Morrall    | 2     | 24   | 13    | 139  | 54.2  | 1  | 1   | 67.9  |
| 11.     | Damon Huard     | 4     | 16   | 5     | 46   | 31.3  | 0  | 0   | 40.6  |
| 12.     | Tony Nathan     | 12    | 2    | 2     | 34   | 1,000 | 0  | 0   | 118.8 |
| 13.     | Bernie Kosar    | 1     | 1    | 1     | 10   | 1,000 | 0  | 0   | 108.3 |
| 14.     | Marlin Briscoe  | 7     | 1    | 0     | 0    | 0.0   | 0  | 1   | 0.0   |
|         | Mark Clayton    | 10    | 1    | 0     | 0    | 0.0   | 0  | 0   | 39.6  |
|         | O.J. McDuffie   | 10    | 1    | 0     | 0    | 0.0   | 0  | 0   | 39.6  |

| RECEIVING        |       |     |      |      |     |    |
|------------------|-------|-----|------|------|-----|----|
| PLAYER           | GAMES | NO. | YDS. | AVG. | LG  | TD |
| 1. Tony Nathan   | 12    | 65  | 649  | 10.0 | 39  | 2  |
| 2. O.J. McDuffie | 10    | 50  | 603  | 12.1 | 31  | 1  |
| 3. Paul Warfield | 11    | 34  | 717  | 21.1 | 75t | 4  |



## ALL-TIME PLAYOFF LEADERS

| RECEIVING |                           |          |           |            |             |              |
|-----------|---------------------------|----------|-----------|------------|-------------|--------------|
|           | PLAYER                    | GAMES    | NO.       | YDS.       | AVG.        | LG TD        |
| 4.        | Mark Duper                | 10       | 32        | 595        | 18.6        | 64t 5        |
| 5.        | Mark Clayton              | 10       | 31        | 498        | 16.1        | 40t 3        |
| 6.        | Bruce Hardy               | 13       | 26        | 336        | 12.9        | 50t 4        |
| 7.        | Nat Moore                 | 12       | 23        | 291        | 12.7        | 40 3         |
| 9.        | Oronde Gadsden            | 7        | 23        | 288        | 12.5        | 52 2         |
|           | Duriel Harris             | 7        | 19        | 303        | 15.9        | 36 1         |
|           | Keith Jackson             | 4        | 19        | 262        | 13.8        | 31 4         |
| 11.       | Joe Rose                  | 11       | 18        | 260        | 14.4        | 35 2         |
| 13.       | Jim Kiick                 | 11       | 18        | 115        | 6.4         | 21 0         |
|           | Tony Martin               | 8        | 17        | 224        | 13.2        | 23 1         |
| 14.       | Bernie Parmalee           | 7        | 16        | 130        | 8.1         | 26 0         |
| 15.       | Irving Fryar              | 3        | 14        | 170        | 12.1        | 24 1         |
| 16.       | Howard Twilley            | 11       | 13        | 186        | 14.3        | 28t 1        |
| 17.       | Jimmy Cefalo              | 10       | 12        | 297        | 24.8        | 76t 2        |
|           | <b>Tyreek Hill</b>        | <b>2</b> | <b>12</b> | <b>131</b> | <b>10.9</b> | <b>53t 1</b> |
| 19.       | Jarvis Landry             | 1        | 11        | 102        | 9.3         | 17 0         |
| 21.       | Tony Paige                | 4        | 11        | 50         | 4.5         | 9 2          |
|           | Lamar Thomas              | 3        | 10        | 129        | 12.9        | 42 1         |
| 23.       | Marv Fleming              | 10       | 10        | 114        | 11.4        | 27 1         |
|           | Tom Vigorito              | 7        | 9         | 103        | 11.4        | 33 0         |
| 27.       | Jim Mandich               | 11       | 9         | 86         | 9.6         | 19 1         |
|           | Bobby Humphrey            | 2        | 9         | 71         | 7.9         | 20 0         |
|           | Aaron Craver              | 4        | 9         | 71         | 7.9         | 15 0         |
| 30.       | Dan Johnson               | 5        | 8         | 84         | 10.5        | 21 3         |
|           | Terry Kirby               | 1        | 8         | 68         | 8.5         | 19 0         |
| 32.       | Autry Denson              | 4        | 8         | 60         | 7.5         | 14 0         |
|           | J.J. Johnson              | 5        | 7         | 39         | 5.6         | 11 0         |
| 33.       | Delvin Williams           | 2        | 7         | 34         | 4.9         | 8 0          |
|           | Ronnie Brown              | 1        | 6         | 43         | 7.2         | 23 1         |
| 35.       | Kenny Stills              | 1        | 5         | 82         | 16.4        | 36 0         |
|           | <b>Jaylen Waddle</b>      | <b>2</b> | <b>5</b>  | <b>75</b>  | <b>15.0</b> | <b>25 0</b>  |
| 37.       | Ferrell Edmunds           | 4        | 5         | 70         | 14.0        | 37 0         |
|           | Dedric Ward               | 1        | 5         | 55         | 11.0        | 19 0         |
| 39.       | Jim Jensen                | 13       | 5         | 49         | 9.8         | 12 0         |
|           | Stanley Pritchett         | 5        | 5         | 40         | 8.0         | 12 0         |
| 41.       | Ted Ginn, Jr.             | 1        | 5         | 38         | 7.6         | 9 0          |
|           | Dion Sims                 | 1        | 5         | 34         | 6.8         | 17 0         |
| 43.       | Troy Drayton              | 3        | 5         | 30         | 6.0         | 10 0         |
|           | Jerris McPhail            | 1        | 5         | 28         | 5.6         | 16 0         |
| 45.       | Lamar Smith               | 3        | 5         | 28         | 5.6         | 8 0          |
|           | Patrick Cobbs             | 1        | 4         | 55         | 13.8        | 30 0         |
| 47.       | DeVante Parker            | 1        | 4         | 55         | 13.8        | 37 0         |
|           | <b>Cedrick Wilson Jr.</b> | <b>2</b> | <b>4</b>  | <b>51</b>  | <b>12.8</b> | <b>19 0</b>  |
| 49.       | Marlin Briscoe            | 7        | 4         | 42         | 10.5        | 18 0         |
|           | Brandon London            | 1        | 4         | 38         | 9.5         | 10 0         |
| 51.       | Rob Konrad                | 4        | 4         | 37         | 9.3         | 13 0         |
|           | <b>Durham Smythe</b>      | <b>2</b> | <b>4</b>  | <b>32</b>  | <b>8.0</b>  | <b>20 0</b>  |
| 53.       | Keith Byars               | 1        | 4         | 30         | 7.5         | 12 0         |
|           | Larry Csonka              | 12       | 4         | 26         | 6.5         | 9t 1         |
| 55.       | James McKnight            | 1        | 4         | 26         | 6.5         | 12 0         |
|           | Leslie Shepherd           | 1        | 4         | 20         | 5.0         | 11 0         |
| 57.       | <b>Salvon Ahmed</b>       | <b>1</b> | <b>3</b>  | <b>45</b>  | <b>15.0</b> | <b>20 0</b>  |
|           | Mike Williams             | 4        | 3         | 44         | 14.7        | 19 1         |
| 59.       | Ed Perry                  | 6        | 3         | 32         | 10.7        | 22 0         |
|           | Sammie Smith              | 2        | 3         | 31         | 10.3        | 13 0         |
| 61.       | Jed Weaver                | 3        | 3         | 31         | 10.3        | 20 1         |
|           | James Saxon               | 4        | 3         | 29         | 9.7         | 9 0          |
| 63.       | Ron Davenport             | 2        | 3         | 23         | 7.7         | 9 0          |
|           | <b>De'Von Achane</b>      | <b>1</b> | <b>3</b>  | <b>21</b>  | <b>7.0</b>  | <b>11 0</b>  |
| 65.       | David Martin              | 1        | 3         | 16         | 5.3         | 15 0         |
|           | Jay Ajayi                 | 1        | 3         | 12         | 4.0         | 5 0          |
| 67.       | Karim Abdul-Jabbar        | 3        | 3         | 9          | 3.0         | 5 0          |



## ALL-TIME PLAYOFF LEADERS

| RECEIVING              |          |          |           |             |           |          |
|------------------------|----------|----------|-----------|-------------|-----------|----------|
| PLAYER                 | GAMES    | NO.      | YDS.      | AVG.        | LG        | TD       |
| Mercury Morris         | 10       | 3        | 9         | 3.0         | 9         | 0        |
| 67. Randal Hill        | 1        | 2        | 59        | 29.5        | 45t       | 1        |
| Davone Bess            | 1        | 2        | 54        | 27.0        | 45        | 0        |
| Gary Clark             | 1        | 2        | 41        | 20.5        | 31        | 0        |
| <b>River Cracraft</b>  | <b>2</b> | <b>2</b> | <b>33</b> | <b>16.5</b> | <b>19</b> | <b>0</b> |
| Willie Richardson      | 1        | 2        | 30        | 15.0        | 19        | 1        |
| Woody Bennett          | 10       | 2        | 26        | 13.0        | 20        | 0        |
| Gary Davis             | 1        | 2        | 24        | 12.0        | 14        | 0        |
| Andre Tillman          | 1        | 2        | 24        | 12.0        | 13t       | 1        |
| <b>Jeff Wilson Jr.</b> | <b>2</b> | <b>2</b> | <b>19</b> | <b>9.5</b>  | <b>13</b> | <b>0</b> |
| Fred Banks             | 2        | 2        | 18        | 9.0         | 13        | 0        |
| Mike Gesicki           | 1        | 2        | 15        | 7.5         | 8         | 1        |
| Norm Bulaich           | 2        | 2        | 14        | 7.0         | 8         | 0        |
| Ronnie Lee             | 11       | 2        | 12        | 6.0         | 6t        | 1        |
| Marc Logan             | 2        | 2        | 8         | 4.0         | 6         | 0        |
| Travis Minor           | 1        | 2        | 4         | 2.0         | 4         | 0        |
| Eddie Hill             | 12       | 2        | 3         | 1.5         | 2         | 0        |
| 83. Leroy Harris       | 1        | 1        | 21        | 21.0        | 21        | 0        |
| Brett Perriman         | 1        | 1        | 13        | 13.0        | 13        | 0        |
| Charles Jordan         | 1        | 1        | 11        | 11.0        | 11        | 0        |
| Scott Miller           | 4        | 1        | 10        | 10.0        | 10        | 0        |
| Don Nottingham         | 6        | 1        | 9         | 9.0         | 9         | 0        |
| Tim Ruddy              | 11       | 1        | 8         | 8.0         | 8         | 0        |
| Ricky Williams         | 1        | 1        | 8         | 8.0         | 8         | 0        |
| Hunter Goodwin         | 5        | 1        | 6         | 6.0         | 6         | 0        |
| Nate Jacquet           | 4        | 1        | 6         | 6.0         | 6         | 0        |
| Jeff Ogden             | 3        | 1        | 6         | 6.0         | 6         | 0        |
| Rich Diana             | 4        | 1        | 5         | 5.0         | 5         | 0        |
| Damien Williams        | 1        | 1        | 4         | 4.0         | 4t        | 1        |
| Joe Carter             | 4        | 1        | 2         | 2.0         | 2t        | 0        |
| Roy Foster             | 12       | 1        | 2         | 2.0         | 2t        | 1        |
| Ronnie Williams        | 3        | 1        | 1         | 1.0         | 1         | 1        |
| Bob Torrey             | 1        | 1        | 0         | 0.0         | 0         | 0        |
| <b>Raheem Mostert</b>  | <b>1</b> | <b>1</b> | <b>-3</b> | <b>-3.0</b> | <b>-3</b> | <b>0</b> |

| SCORING                |          |          |          |          |          |          |          |           |
|------------------------|----------|----------|----------|----------|----------|----------|----------|-----------|
| PLAYER                 | GAMES    | TD       | TDR      | TDP      | TDRt     | FG       | PAT      | PTS.      |
| 1. Garo Yepremian      | 12       | 0        | 0        | 0        | 0        | 12       | 28       | 64        |
| 2. Larry Csonka        | 12       | 10       | 9        | 1        | 0        | 0        | 0        | 60        |
| 3. Uwe von Schamann    | 10       | 0        | 0        | 0        | 0        | 9        | 32       | 59        |
| 4. Pete Stoyanovich    | 7        | 0        | 0        | 0        | 0        | 7        | 19       | 40        |
| 5. Jim Kiick           | 11       | 6        | 6        | 0        | 0        | 0        | 0        | 36        |
| 6. Olindo Mare         | 8        | 0        | 0        | 0        | 0        | 9        | 6        | 33        |
| 7. Mark Duper          | 10       | 5        | 0        | 5        | 0        | 0        | 0        | 30        |
| Tony Nathan            | 11       | 5        | 3        | 2        | 0        | 0        | 0        | 30        |
| 9. Woody Bennett       | 10       | 4        | 4        | 0        | 0        | 0        | 0        | 24        |
| Bruce Hardy            | 13       | 4        | 0        | 4        | 0        | 0        | 0        | 24        |
| Keith Jackson          | 4        | 4        | 0        | 4        | 0        | 0        | 0        | 24        |
| Nat Moore              | 13       | 4        | 0        | 3        | 1        | 0        | 0        | 24        |
| Paul Warfield          | 11       | 4        | 0        | 4        | 0        | 0        | 0        | 24        |
| 14. Mark Clayton       | 10       | 3        | 0        | 3        | 0        | 0        | 0        | 18        |
| Dan Johnson            | 5        | 3        | 0        | 3        | 0        | 0        | 0        | 18        |
| 16. Jimmy Cefalo       | 10       | 2        | 0        | 2        | 0        | 0        | 0        | 12        |
| Ron Davenport          | 2        | 2        | 2        | 0        | 0        | 0        | 0        | 12        |
| Andra Franklin         | 6        | 2        | 2        | 0        | 0        | 0        | 0        | 12        |
| Oronde Gadsden         | 7        | 2        | 0        | 2        | 0        | 0        | 0        | 12        |
| Tony Paige             | 4        | 2        | 0        | 2        | 0        | 0        | 0        | 12        |
| Joe Rose               | 11       | 2        | 0        | 2        | 0        | 0        | 0        | 12        |
| <b>Jason Sanders</b>   | <b>2</b> | <b>0</b> | <b>0</b> | <b>0</b> | <b>0</b> | <b>3</b> | <b>3</b> | <b>12</b> |
| Lamar Smith            | 3        | 2        | 2        | 0        | 0        | 0        | 0        | 12        |
| 24. <b>Tyreek Hill</b> | <b>2</b> | <b>1</b> | <b>0</b> | <b>1</b> | <b>0</b> | <b>0</b> | <b>0</b> | <b>8#</b> |
| O.J. McDuffie          | 10       | 1        | 0        | 1        | 0        | 0        | 0        | 8#        |
| Fuad Revez             | 2        | 0        | 0        | 0        | 0        | 1        | 5        | 8         |
| 27. Karim Abdul-Jabbar | 3        | 1        | 1        | 0        | 0        | 0        | 0        | 6         |



## ALL-TIME PLAYOFF LEADERS

| SCORING                |          |          |          |          |          |          |          |          |
|------------------------|----------|----------|----------|----------|----------|----------|----------|----------|
| PLAYER                 | GAMES    | TD       | TDR      | TDP      | TDRT     | FG       | PAT      | PTS.     |
| Dick Anderson          | 11       | 1        | 0        | 0        | 1        | 0        | 0        | 6        |
| Charlie Babb           | 9        | 1        | 0        | 0        | 1        | 0        | 0        | 6        |
| Ronnie Brown           | 1        | 1        | 0        | 1        | 0        | 0        | 0        | 6        |
| Aaron Craver           | 4        | 1        | 1        | 0        | 0        | 0        | 0        | 6        |
| A.J. Duhe              | 11       | 1        | 0        | 0        | 1        | 0        | 0        | 6        |
| Randal Hill            | 1        | 1        | 0        | 1        | 0        | 0        | 0        | 6        |
| Marv Fleming           | 10       | 1        | 0        | 1        | 0        | 0        | 0        | 6        |
| Roy Foster             | 12       | 1        | 0        | 1        | 0        | 0        | 0        | 6        |
| Andrew Franks          | 1        | 0        | 0        | 0        | 0        | 2        | 0        | 6        |
| Irving Fryar           | 3        | 1        | 0        | 1        | 0        | 0        | 0        | 6        |
| Mike Gesicki           | 1        | 1        | 0        | 1        | 0        | 0        | 0        | 6        |
| Duriel Harris          | 7        | 1        | 0        | 1        | 0        | 0        | 0        | 6        |
| J.J. Johnson           | 5        | 1        | 1        | 0        | 0        | 0        | 0        | 6        |
| Terry Kirby            | 1        | 1        | 1        | 0        | 0        | 0        | 0        | 6        |
| Ronnie Lee             | 11       | 1        | 0        | 1        | 0        | 0        | 0        | 6        |
| Benny Malone           | 3        | 1        | 1        | 0        | 0        | 0        | 0        | 6        |
| Jim Mandich            | 11       | 1        | 0        | 1        | 0        | 0        | 0        | 6        |
| Dan Marino             | 18       | 1        | 1        | 0        | 0        | 0        | 0        | 6        |
| Tony Martin            | 8        | 1        | 0        | 1        | 0        | 0        | 0        | 6        |
| Mercury Morris         | 10       | 1        | 1        | 0        | 0        | 0        | 0        | 6        |
| Bernie Parmalee        | 7        | 1        | 1        | 0        | 0        | 0        | 0        | 6        |
| Willie Richardson      | 1        | 1        | 0        | 1        | 0        | 0        | 0        | 6        |
| <b>Zach Sieler</b>     | <b>2</b> | <b>1</b> | <b>0</b> | <b>0</b> | <b>1</b> | <b>0</b> | <b>0</b> | <b>6</b> |
| Lamar Thomas           | 3        | 1        | 0        | 1        | 0        | 0        | 0        | 6        |
| Andre Tillman          | 1        | 1        | 0        | 1        | 0        | 0        | 0        | 6        |
| Howard Twilley         | 11       | 1        | 0        | 1        | 0        | 0        | 0        | 6        |
| Fulton Walker          | 9        | 1        | 0        | 0        | 1        | 0        | 0        | 6        |
| Jed Weaver             | 3        | 1        | 0        | 1        | 0        | 0        | 0        | 6        |
| Damien Williams        | 1        | 1        | 0        | 1        | 0        | 0        | 0        | 6        |
| Mike Williams          | 4        | 1        | 0        | 1        | 0        | 0        | 0        | 6        |
| Ronnie Williams        | 3        | 1        | 0        | 1        | 0        | 0        | 0        | 6        |
| <b>Jeff Wilson Jr.</b> | <b>2</b> | <b>1</b> | <b>1</b> | <b>0</b> | <b>0</b> | <b>0</b> | <b>0</b> | <b>6</b> |
| David Woodley          | 5        | 1        | 1        | 0        | 0        | 0        | 0        | 6        |
| 61. Dan Carpenter      | 1        | 0        | 0        | 0        | 0        | 1        | 0        | 3        |
| 62. Stanley Pritchett  | 5        | 0        | 0        | 0        | 0        | 0        | 0        | 2#       |

\* — safety

# — two point conversion

^ — defensive two point conversion

| INTERCEPTIONS        |          |          |           |             |           |          |
|----------------------|----------|----------|-----------|-------------|-----------|----------|
| PLAYER               | GAMES    | NO.      | YDS.      | AVG.        | LG        | TD       |
| 1. Dick Anderson     | 11       | 5        | 107       | 21.4        | 62        | 1        |
| 2. Jake Scott        | 11       | 4        | 76        | 19.0        | 55        | 0        |
| Gerald Small         | 7        | 4        | 42        | 10.5        | 18        | 0        |
| A.J. Duhe            | 11       | 4        | 36        | 9.0         | 35        | 1        |
| Glenn Blackwood      | 11       | 4        | 27        | 6.8         | 19        | 0        |
| Lyle Blackwood       | 9        | 4        | 11        | 2.8         | 8         | 0        |
| 7. Curtis Johnson    | 11       | 3        | 43        | 14.3        | 33        | 0        |
| Troy Vincent         | 5        | 3        | 2         | 0.7         | 2         | 0        |
| <b>Xavier Howard</b> | <b>2</b> | <b>2</b> | <b>60</b> | <b>30.0</b> | <b>49</b> | <b>0</b> |
| 10. J.B. Brown       | 7        | 2        | 56        | 28.0        | 32        | 0        |
| Brock Marion         | 7        | 2        | 50        | 25.0        | 31        | 0        |
| Nick Buoniconti      | 11       | 2        | 38        | 19.0        | 32        | 0        |
| Don McNeal           | 10       | 2        | 36        | 18.0        | 20        | 0        |
| Louis Oliver         | 5        | 2        | 21        | 10.5        | 21        | 0        |
| Mike Kolen           | 10       | 2        | 16        | 8.0         | 11        | 0        |
| Doug Swift           | 11       | 2        | 12        | 6.0         | 12        | 0        |
| Jarvis Williams      | 4        | 2        | 0         | 0.0         | 0         | 0        |
| 18. William Judson   | 10       | 1        | 34        | 34.0        | 34        | 0        |
| <b>Jevon Holland</b> | <b>1</b> | <b>1</b> | <b>29</b> | <b>29.0</b> | <b>29</b> | <b>0</b> |
| Bob Matheson         | 12       | 1        | 29        | 29.0        | 29        | 0        |
| Gene Atkins          | 3        | 1        | 26        | 26.0        | 26        | 0        |
| Michael Thomas       | 1        | 1        | 16        | 16.0        | 16        | 0        |
| Frankie Smith        | 2        | 1        | 14        | 14.0        | 14        | 0        |
| Bryan Cox            | 5        | 1        | 7         | 7.0         | 7         | 0        |
| Terrell Buckley      | 6        | 1        | 6         | 6.0         | 6         | 0        |
| Paul Lankford        | 12       | 1        | 2         | 2.0         | 2         | 0        |
| Calvin Jackson       | 6        | 1        | 0         | 0.0         | 0         | 0        |
| Michael Stewart      | 3        | 1        | 0         | 0.0         | 0         | 0        |



## INDIVIDUAL RECORDS

The following individual records relate solely to service with the Miami Dolphins. They include National Football League regular-season statistics only – with the exception of those single-game records marked by \* or \*\*.

\* Playoff game    \*\*Super Bowl

1966-77: 14 games    1983-86: 16 games    1978-81: 16 games    1987: 15 games    1982: 9 games    1988-2020: 16 games    2021-Present: 17 games

### SERVICE

#### MOST SEASONS

|    |                                      |
|----|--------------------------------------|
| 17 | Dan Marino (1983-99)                 |
| 15 | Bob Kuechenberg (1970-84)            |
| 14 | Bob Griese (1967-80)                 |
| 14 | Don Strock (1974-87)                 |
| 14 | John Denney (2005-18)                |
| 13 | Nat Moore (1974-86)                  |
| 13 | Jason Taylor (1997-2007, 2009, 2011) |
| 12 | Larry Little (1969-80)               |
| 12 | Ed Newman (1973-84)                  |
| 12 | Bruce Hardy (1978-89)                |
| 12 | Jim Jensen (1981-92)                 |
| 12 | Zach Thomas (1996-2007)              |

#### MOST GAMES PLAYED

|     |                                      |
|-----|--------------------------------------|
| 242 | Dan Marino (1983-99)                 |
| 224 | John Denney (2005-18)                |
| 204 | Jason Taylor (1997-2007, 2009, 2011) |
| 196 | Bob Kuechenberg (1970-84)            |
| 183 | Nat Moore (1974-86)                  |
| 168 | Zach Thomas (1996-2007)              |
| 167 | Ed Newman (1973-85)                  |
| 166 | Vern Den Herder (1971-82)            |
| 164 | Jim Jensen (1981-92)                 |
| 164 | Richmond Webb (1990-00)              |
| 163 | Don Strock (1974-87)                 |
| 161 | Bob Griese (1967-80)                 |
| 159 | Larry Little (1969-80)               |
| 157 | Tim Bowens (1994-04)                 |
| 156 | Tim Ruddy (1994-03)                  |
| 155 | Olindo Mare (1997-2006)              |
| 151 | Bruce Hardy (1978-89)                |

#### MOST CONSECUTIVE GAMES PLAYED

|     |   |
|-----|---|
| 224 | John Denney (1st in 2005 through 16th in 2018)      |
| 130 | Jason Taylor (15th in 1999 through 16th in 2007)    |
| 128 | Jim Langer (10th in 1970 through 9th in 1979)       |
| 128 | Brandon Fields (1st in 2007 through 16th in 2014)   |
| 127 | Garo Yepremian (2nd in 1970 through 16th in 1978)   |
| 125 | Bob Baumhower (1st in 1977 through 14th in 1984)    |
| 118 | Richmond Webb (3rd in 1991 through 8th in 1998)     |
| 116 | Olindo Mare (1st in 1997 through 4th in 2004)       |
| 107 | Dwight Stephenson (1st in 1980 through 2nd in 1987) |
| 104 | Jeff Cross (1st in 1988 through 8th in 1994)        |
| 104 | Tim Bowens (1st in 1994 through 8th in 2000)        |
| 104 | Vernon Carey (4th in 2004 through 12th in 2010)     |

#### MOST STARTS

|     |                                      |
|-----|--------------------------------------|
| 240 | Dan Marino (1983-99)                 |
| 186 | Jason Taylor (1997-2007, 2009, 2011) |
| 176 | Bob Kuechenberg (1970-84)            |
| 168 | Zach Thomas (1996-2007)              |
| 162 | Richmond Webb (1990-2000)            |
| 155 | Tim Bowens (1994-04)                 |
| 152 | Bob Griese (1967-80)                 |
| 152 | Larry Little (1969-80)               |
| 144 | Vern Den Herder (1971-82)            |
| 140 | Tim Ruddy (1994-2003)                |

#### MOST CONSECUTIVE STARTS

|     |  |
|-----|--|
| 130 | Jason Taylor (15th in 1999 through 16th in 2007)   |
| 118 | Richmond Webb (3rd in 1991 through 8th in 1998)    |
| 109 | Jim Langer (1st in 1972 through 9th in 1979)       |
| 95  | Dan Marino (6th in 1987 through 5th in 1993)       |
| 92  | Tim Bowens (3rd in 1994 through 14th in 1999)      |
| 91  | Norm Evans (3rd in 1969 through 9th in 1975)       |
| 87  | Dick Anderson (12th in 1968 through 14th in 1974)  |
| 87  | Vernon Carey (7th in 2005 through 12th in 2010)    |
| 86  | Bob Baumhower (1st in 1977 through 8th in 1982)    |
| 84  | Jake Scott (1st in 1970 through 14th in 1975)      |
| 81  | Vern Den Herder (1st in 1972 through 11th in 1977) |
| 81  | Jeff Cross (16th in 1988 through 16th in 1993)     |
| 81  | Keith Sims (11th in 1991 through 11th in 1996)     |
| 80  | Randy McMichael (1st in 2002 through 16th in 2006) |

#### MOST PRO BOWLS

|   |   |
|---|---|
| 9 | Dan Marino (1983-87, 1991-92, 1994-95)      |
| 7 | Richmond Webb (1990-96)                     |
| 7 | Zach Thomas (1999-2003, 2005-06)            |
| 6 | Bob Griese (1970-71, 1973-74, 1977-78)      |
| 6 | Jim Langer (1973-78)                        |
| 6 | Bob Kuechenberg (1974-75, 1977-78, 1982-83) |
| 6 | Jason Taylor (2000, 2002, 2004-07)          |
| 5 | Larry Csonka (1970-74)                      |
| 5 | Paul Warfield (1970-74)                     |
| 5 | Jake Scott (1971-75)                        |
| 5 | Bob Baumhower (1979, 1981-84)               |
| 5 | Dwight Stephenson (1983-87)                 |
| 5 | John Offerdahl (1986-90)                    |
| 5 | Mark Clayton (1984-86, 1988, 1991)          |
| 5 | Cameron Wake (2010, 2012-14, 2016)          |

#### MOST CONSECUTIVE PRO BOWLS

|   |                             |
|---|-----------------------------|
| 7 | Richmond Webb (1990-96)     |
| 6 | Jim Langer (1973-78)        |
| 5 | Larry Csonka (1970-74)      |
| 5 | Paul Warfield (1970-74)     |
| 5 | Jake Scott (1971-75)        |
| 5 | Dan Marino (1983-87)        |
| 5 | Dwight Stephenson (1983-87) |
| 5 | John Offerdahl (1986-90)    |
| 5 | Zach Thomas (1999-2003)     |

#### MOST PRO BOWL STARTS

|   |                                       |
|---|---------------------------------------|
| 7 | Dan Marino (1983-86, 1992, 1994-95)   |
| 5 | Jim Langer (1973-77)                  |
| 5 | Jason Taylor (2000, 2002, 2004-06)    |
| 4 | Dwight Stephenson (1983-86)           |
| 4 | John Offerdahl (1986, 1988-90)        |
| 4 | Richmond Webb (1992-95)               |
| 4 | Cameron Wake (2010, 2012, 2014, 2016) |
| 3 | Larry Little (1972-74)                |
| 3 | Jake Scott (1972-73, 1975)            |
| 3 | Bob Baumhower (1979, 1981, 1983)      |
| 3 | Sam Madison (1999-2001)               |
| 3 | Zach Thomas (1999, 2002, 2006)        |
| 3 | Jake Long (2009-11)                   |
| 3 | Xavien Howard (2018, 20-21)           |



## INDIVIDUAL RECORDS

### MOST CONSECUTIVE PRO BOWL STARTS

|   |                             |
|---|-----------------------------|
| 5 | Jim Langer (1973-77)        |
| 4 | Dwight Stephenson (1983-86) |
| 4 | Dan Marino (1983-86)        |
| 4 | Richmond Webb (1992-95)     |
| 3 | Larry Little (1972-74)      |
| 3 | John Offerdahl (1988-90)    |
| 3 | Sam Madison (1999-2001)     |
| 3 | Jason Taylor (2004-06)      |
| 3 | Jake Long (2009-11)         |

### SCORING

#### MOST POINTS

##### CAREER

|            |  |
|------------|--|
| 1,048      | Olindo Mare (1997-06), 313 XPs, 245 FGs                |
| 830        | Garoyepremian (1970-78), 335 XPs, 165 FGs              |
| 774        | Pete Stoyanovich (1989-95), 246 XPs, 176 FGs           |
| <b>689</b> | <b>Jason Sanders (2018-23), 233 XPs, 150 FGs, 1 TD</b> |
| 540        | Uwe von Schamann (1979-84), 237 XPs, 101 FGs           |

##### SEASON

|            |   |
|------------|---|
| 144        | Olindo Mare (1999), 27 XPs, 39 FGs          |
| <b>144</b> | <b>Jason Sanders (2020), 36 XPs, 36 FGs</b> |
| <b>130</b> | <b>Jason Sanders (2023), 58 XPs, 24 FGs</b> |
| 128        | Caleb Sturgis (2014), 41 XPs, 29 FGs        |
| <b>126</b> | <b>Raheem Mostert (2023), 21 TDs</b>        |

##### GAME

|           |   |
|-----------|---|
| 24        | Paul Warfield (12/15/73 vs. Detroit), 4 TDs       |
| 24        | Mark Ingram (11/27/94 at N.Y. Jets), 4 TDs        |
| 24        | Ronnie Brown (9/21/08 at New England), 4 TDs      |
| <b>24</b> | <b>De'Von Achane (9/24/23 vs. Denver), 4 TDs</b>  |
| <b>24</b> | <b>Raheem Mostert (9/24/23 vs. Denver), 4 TDs</b> |

### MOST POINTS BY A ROOKIE

##### SEASON

|     |                                      |
|-----|--------------------------------------|
| 116 | Fuad Reveiz (1985), 50 XPs, 22 FGs   |
| 111 | Caleb Sturgis (2013), 33 XPs, 26 FGs |
| 103 | Dan Carpenter (2008), 40 XPs, 21 FGs |

### MOST CONSECUTIVE GAMES SCORING POINTS

|     |  |
|-----|--|
| 121 | Garoyepremian (8th in 1970 through 16th in 1978) |
|-----|--|

### MOST TOUCHDOWNS

##### CAREER

|    |   |
|----|---|
| 82 | Mark Clayton (1983-92), 81 pass, 1 ret.                 |
| 75 | Nat Moore (1974-86), 74 pass, 1 run                     |
| 59 | Mark Duper (1982-92), 59 pass                           |
| 57 | Larry Csonka (1968-74, 1979), 53 run, 4 pass            |
| 54 | Ricky Williams (2002-03, 2005, 2007-10), 48 run, 6 pass |

##### SEASON

|           |   |
|-----------|---|
| <b>21</b> | <b>Raheem Mostert (2023) 18 run, 3 pass</b> |
| 18        | Mark Clayton (1984), 18 pass                |
| 17        | Ricky Williams (2002), 16 run, 1 pass       |
| 16        | Karim Abdul-Jabbar (1997), 15 run, 1 pass   |
| 16        | Lamar Smith (2000), 14 run, 2 pass          |

##### GAME

|   |  |
|---|--|
| 4 | Paul Warfield (12/15/73 vs. Detroit), 4 pass |
| 4 | Mark Ingram (11/27/94 at N.Y. Jets), 4 pass  |

4 Ronnie Brown (9/21/08 at New England), 4 run

**4 De'Von Achane (9/24/23 vs. Denver), 2 run, 2 pass**

**4 Raheem Mostert (9/24/23 vs. Denver), 3 run, 1 pass**

### MOST TOUCHDOWNS BY A ROOKIE

##### SEASON

|           |  |
|-----------|--|
| 13        | Ron Davenport (1985), 11 run, 2 pass       |
| 11        | Karim Abdul-Jabbar (1996), 11 run          |
| <b>11</b> | <b>De'Von Achane (2023), 8 run, 3 pass</b> |
| 8         | Andra Franklin (1981), 7 run, 1 pass       |
| 7         | Larry Csonka (1968), 6 run, 1 pass         |
| 7         | Troy Stradford (1987), 6 run, 1 pass       |
| 7         | Chris Chambers (2001), 7 pass              |
| <b>7</b>  | <b>Jaylen Waddle (2021), 1 run, 6 pass</b> |

##### GAME

|          |  |
|----------|--|
| <b>4</b> | <b>De'Von Achane (9/24/23 vs. Denver), 2 run, 2 pass</b> |
| 3        | Ronald Scott (10/11/87 vs. Kansas City), 3 run           |
| 3        | Troy Stradford (12/7/87 vs. N.Y. Jets), 3 run            |
| 3        | Sammie Smith (12/10/89 vs. New England), 3 run           |

### MOST CONSECUTIVE GAMES SCORING A TOUCHDOWN

|   |  |
|---|--|
| 6 | Paul Warfield (4th through 9th in 1971)                              |
| 6 | Mark Clayton (13th through 16th in 1988 and 2nd through 3rd in 1989) |
| 6 | Ricky Williams (16th in 2002 and 1st through 5th in 2003)            |

### MOST FIELD GOALS

##### CAREER

|            |  |
|------------|--|
| 245        | Olindo Mare (1997-06), 303 att.          |
| 176        | Pete Stoyanovich (1989-95), 222 att.     |
| 165        | Garoyepremian (1970-78), 242 att.        |
| <b>150</b> | <b>Jason Sanders (2018-23), 180 att.</b> |
| 127        | Dan Carpenter (2008-12), 155 att.        |

##### SEASON

|           |                                      |
|-----------|--------------------------------------|
| 39        | Olindo Mare (1999), 46 att.          |
| <b>36</b> | <b>Jason Sanders (2020), 39 att.</b> |
| 31        | Pete Stoyanovich (1991), 37 att.     |
| 30        | Pete Stoyanovich (1992), 37 att.     |
| 30        | Dan Carpenter (2010), 41 att.        |

##### GAME

|          |  |
|----------|--|
| <b>7</b> | <b>Jason Sanders (12/8/19 at N.Y. Jets), 8 att.</b>      |
| 6        | Olindo Mare (10/17/99 at New England), 6 att.            |
| 5        | Garoyepremian (9/26/71 at Buffalo), 6 att.               |
| 5        | Olindo Mare (12/31/06 at Indianapolis), 5 att.           |
| 5        | Dan Carpenter (10/24/10 vs. Pittsburgh), 5 att.          |
| 5        | Dan Carpenter (10/31/10 at Cincinnati), 5 att.           |
| <b>5</b> | <b>Jason Sanders (10/4/20 vs. Seattle), 5 att.</b>       |
| <b>5</b> | <b>Jason Sanders (10/11/20 at San Francisco), 5 att.</b> |
| <b>5</b> | <b>Jason Sanders (12/24/23 vs. Dallas), 5 att.</b>       |

### MOST FIELD GOALS BY A ROOKIE

##### SEASON

|    |                                  |
|----|----------------------------------|
| 26 | Caleb Sturgis (2013), 34 att.    |
| 22 | Fuad Reveiz (1985), 27 att.      |
| 21 | Uwe von Schamann (1979), 29 att. |
| 21 | Dan Carpenter (2008), 25 att.    |



## INDIVIDUAL RECORDS

### GAME

- 4 Dan Carpenter (11/2/08 at Denver), 4 att.
- 4 Jason Sanders (11/11/18 at Green Bay), 4 att.**
- 3 16 times (last – Jason Sanders, 10/25/18 at Houston)

### MOST CONSECUTIVE GAMES SCORING A FIELD GOAL

- 20 Garo Yepremian (10th in 1970 through 1st in 1972)
- 20 Olindo Mare (7th in 1998 through 10th in 1999)

### MOST CONSECUTIVE FIELD GOALS

- 22 Jason Sanders (16th in 2019 through 9th in 2020)**
- 19 Olindo Mare (3rd through 7th in 1999)
- 17 Dan Carpenter (2nd through 12th in 2009)
- 16 Garo Yepremian (8th through 16th in 1978)
- 16 Olindo Mare (7th through 16th in 2000)

### HIGHEST FIELD GOAL PERCENTAGE

#### CAREER (min: 50 att.)

- 83.3 Jason Sanders (2018-23), 150 of 180**
- 81.9 Dan Carpenter (2008-12), 127 of 155
- 80.9 Olindo Mare (1997-06), 245 of 303
- 79.3 Pete Stoyanovich (1989-95), 176 of 222
- 77.5 Caleb Sturgis (2013-14), 55 of 71

#### SEASON (min: 15 att.)

- 92.3 Jason Sanders (2020), 36 of 39**
- 91.3 Jay Feely (2007), 21 of 23
- 91.3 Cody Parkey (2017), 21 of 23
- 90.5 Olindo Mare (2001), 19 of 21
- 90.3 Olindo Mare (2000), 28 of 31

### LONGEST FIELD GOALS

- 60 Dan Carpenter (12/5/10 vs. Cleveland)
- 59 Pete Stoyanovich (11/12/89 at N.Y. Jets)
- \*58 Pete Stoyanovich (1/5/91 vs. Kansas City)
- 58 Dan Carpenter (1/1/12 vs. N.Y. Jets)
- 57 Jason Sanders (12/24/23 vs. Dallas)**

### LONGEST FIELD GOALS BY A ROOKIE

- 59 Pete Stoyanovich (11/12/89 at N.Y. Jets)
- 54 Caleb Sturgis (9/15/13 at Indianapolis)
- 53 Uwe von Schamann (10/21/79 at New England)
- 53 Andrew Franks (10/25/15 vs. Houston)
- 52 Caleb Sturgis (10/27/13 at New England)

### MOST POINTS AFTER TOUCHDOWN

#### CAREER

- 335 Garo Yepremian (1970-78), 351 att.
- 313 Olindo Mare (1997-06), 318 att.
- 246 Pete Stoyanovich (1989-95), 250 att.

#### SEASON

- 66 Uwe von Schamann (1984), 70 att.
- 58 Jason Sanders (2023), 59 att.**
- 52 Fuad Reveiz (1986), 55 att.

### GAME

- 10 Jason Sanders (9/24/23 vs. Denver), 10 att.**
- 7 Garo Yepremian (11/12/72 vs. New England), 7 att.
- 7 Garo Yepremian (11/24/77 at St. Louis), 8 att.
- 7 Pete Stoyanovich (9/3/95 vs. N.Y. Jets), 7 att.
- 7 Olindo Mare (9/8/02 vs. Detroit), 7 att.

### MOST POINTS AFTER TOUCHDOWN BY A ROOKIE SEASON

- 50 Fuad Reveiz (1985), 52 att.
- 40 Dan Carpenter (2008), 40 att.
- 38 Pete Stoyanovich (1989), 39 att.

### MOST CONSECUTIVE POINTS AFTER TOUCHDOWN

- 110 Garo Yepremian (7th in 1972 to 2nd in 1975)
- 110 Pete Stoyanovich (16th in 1992 to 16th in 1995)

### HIGHEST POINT AFTER TOUCHDOWN PCT.

#### CAREER (min: 150 att.)

- 99.4 Dan Carpenter (2008-12), 154 of 155
- 98.43 Olindo Mare (1997-06), 313 of 318
- 98.40 Pete Stoyanovich (1989-95), 246 of 250
- 97.1 Jason Sanders (2018-23), 233 of 240**
- 95.3 Fuad Reveiz (1985-88), 161 of 169

### MOST TWO-POINT CONVERSIONS

#### CAREER

- 2 Irving Fryar (1993-95), 2 pass
- 2 Marty Booker (2004-07), 2 pass
- 2 Jarvis Landry (2014-16), 2 pass
- 2 Preston Williams (2019-21), 2 pass

#### SEASON

- 2 Irving Fryar (1994), 2 pass
- 2 Marty Booker (2006), 2 pass
- 2 Preston Williams (2020), 2 pass

## RUSHING

### MOST RUSHING YARDS

#### CAREER

- 6,737 Larry Csonka (1968-74, 1979), 1,506 att.
- 6,436 Ricky Williams (2002-03, 2005, 2007-10), 1,509 att.
- 4,815 Ronnie Brown (2005-10), 1,128 att.
- 3,877 Mercury Morris (1969-75), 754 att.
- 3,644 Jim Kiick (1968-74), 997 att.

#### SEASON

- 1,853 Ricky Williams (2002), 4.8 per carry
- 1,372 Ricky Williams (2003), 3.5 per carry
- 1,272 Jay Ajayi (2016), 4.9 per carry
- 1,258 Delvin Williams (1978), 4.6 per carry
- 1,139 Lamar Smith (2000), 3.7 per carry
- 1,121 Ricky Williams (2009), 4.7 per carry
- 1,117 Larry Csonka (1972), 5.2 per carry
- 1,116 Karim Abdul-Jabbar (1996), 3.6 per carry
- 1,099 Lamar Miller (2014), 5.1 per carry
- 1,086 Reggie Bush (2011), 5.0 per carry
- 1,051 Larry Csonka (1971), 5.4 per carry
- 1,012 Raheem Mostert (2023), 4.8 per carry**
- 1,008 Ronnie Brown (2006), 4.2 per carry
- 1,003 Larry Csonka (1973), 4.6 per carry
- 1,000 Mercury Morris (1972), 5.3 per carry





## INDIVIDUAL RECORDS

### GAME

|      |  |
|------|--|
| 228  | Ricky Williams (12/1/02 at Buffalo), 27 att.       |
| 216  | Ricky Williams (12/9/02 vs. Chicago), 31 att.      |
| 214  | Jay Ajayi (10/23/16 vs. Buffalo), 28 att.          |
| *209 | Lamar Smith (12/30/00 vs. Indianapolis), 40 att.   |
| 206  | Jay Ajayi (12/24/16 at Buffalo), 32 att.           |
| 204  | Jay Ajayi (10/16/16 vs. Pittsburgh), 25 att.       |
| 203  | Reggie Bush (12/18/11 at Buffalo), 25 att.         |
| 203  | <b>De'Von Achane (9/24/23 vs. Denver), 18 att.</b> |

### MOST RUSHING YARDS BY A ROOKIE SEASON

|            |  |
|------------|--|
| 1,116      | Karim Abdul-Jabbar (1996), 3.6 per carry   |
| 907        | Ronnie Brown (2005), 4.4 per carry         |
| <b>800</b> | <b>De'Von Achane (2023), 7.8 per carry</b> |
| 711        | Andra Franklin (1981), 3.5 per carry       |
| 659        | Sammie Smith (1989), 3.3 per carry         |

### GAME

|            |   |
|------------|---|
| 203        | <b>De'Von Achane (9/24/23 vs. Denver), 18 att.</b>      |
| 169        | Troy Stradford (11/22/87 at Dallas), 17 att.            |
| 152        | Karim Abdul-Jabbar (12/22/96 at N.Y. Jets), 30 att.     |
| <b>151</b> | <b>De'Von Achane (10/8/23 vs. N.Y. Giants), 11 att.</b> |
| 140        | Leroy Harris (12/5/77 vs. Baltimore), 17 att.           |

### MOST RUSHING ATTEMPTS

#### CAREER

|       |   |
|-------|---|
| 1,509 | Ricky Williams (2002-03, 2005, 2007-10) |
| 1,506 | Larry Csonka (1968-74, 1979)            |
| 1,128 | Ronnie Brown (2005-10)                  |
| 997   | Jim Kiick (1968-74)                     |
| 888   | Karim Abdul-Jabbar (1996-99)            |

#### SEASON

|     |                           |
|-----|---------------------------|
| 392 | Ricky Williams (2003)     |
| 383 | Ricky Williams (2002)     |
| 313 | Lamar Smith (2001)        |
| 309 | Lamar Smith (2000)        |
| 307 | Karim Abdul-Jabbar (1996) |

### GAME

|     |  |
|-----|--|
| 42  | Ricky Williams (9/21/03 vs. Buffalo), 153 yards        |
| *40 | Lamar Smith (12/30/00 vs. Indianapolis), 209 yards     |
| 36  | Ricky Williams (10/6/02 vs. New England), 105 yards    |
| 36  | Ricky Williams (11/16/03 vs. Baltimore), 105 yards     |
| 34  | Ricky Williams (9/14/03 at N.Y. Jets), 125 yards       |
| *33 | Larry Csonka (1/13/74 vs. Minnesota), 145 yards        |
| 33  | Karim Abdul-Jabbar (9/20/98 vs. Pittsburgh), 108 yards |

### MOST RUSHING ATTEMPTS BY A ROOKIE

#### SEASON

|     |                           |
|-----|---------------------------|
| 307 | Karim Abdul-Jabbar (1996) |
| 207 | Ronnie Brown (2005)       |
| 201 | Andra Franklin (1981)     |
| 200 | Sammie Smith (1989)       |
| 165 | Jim Kiick (1968)          |
| 165 | Daniel Thomas (2011)      |

### GAME

|    |  |
|----|--|
| 31 | J.J. Johnson (11/21/99 vs. New England), 106 yards     |
| 30 | Troy Stradford (12/7/87 vs. N.Y. Jets), 120 yards      |
| 30 | Karim Abdul-Jabbar (12/22/96 at N.Y. Jets), 152 yards  |
| 29 | Karim Abdul-Jabbar (11/3/96 at New England), 104 yards |
| 27 | Karim Abdul-Jabbar (12/16/96 vs. Buffalo), 76 yards    |

### MOST RUSHING TOUCHDOWNS

#### CAREER

|    |   |
|----|---|
| 53 | Larry Csonka (1968-74, 1979)            |
| 48 | Ricky Williams (2002-03, 2005, 2007-10) |
| 36 | Ronnie Brown (2005-10)                  |
| 33 | Karim Abdul-Jabbar (1996-99)            |
| 29 | Mercury Morris (1969-75)                |

#### SEASON

|           |                              |
|-----------|------------------------------|
| <b>18</b> | <b>Raheem Mostert (2023)</b> |
| 16        | Ricky Williams (2002)        |
| 15        | Karim Abdul-Jabbar (1997)    |
| 14        | Lamar Smith (2000)           |
| 12        | Mercury Morris (1972)        |
| 12        | Don Nottingham (1975)        |
| 12        | Larry Csonka (1979)          |

### GAME

|          |   |
|----------|---|
| 4        | Ronnie Brown (9/21/08 at New England), 2,15,5,6,2   |
| 3        | Jim Kiick (12/20/70 vs. Buffalo), 4,2,2             |
| 3        | Mercury Morris (11/12/72 vs. New England), 4,4,6    |
| 3        | Mercury Morris (9/30/73 vs. New England), 24,70,35  |
| *3       | Larry Csonka (12/30/73 vs. Oakland), 11,2,2         |
| 3        | Don Nottingham (11/3/74 vs. Atlanta), 1,2,1         |
| 3        | Don Nottingham (10/5/75 at Green Bay), 11,1,11      |
| 3        | Don Nottingham (10/26/75 at Buffalo), 1,1,1         |
| 3        | Larry Csonka (9/23/79 vs. Chicago), 12,9,1          |
| 3        | Larry Csonka (11/29/79 vs. New England), 1,1,1      |
| 3        | Ronald Scott (10/11/87 vs. Kansas City), 2,4,3      |
| 3        | Troy Stradford (12/7/87 vs. N.Y. Jets), 1,1,1       |
| 3        | Sammie Smith (12/10/89 vs. New England), 1,7,2      |
| 3        | Bernie Parmalee (12/25/94 vs. Detroit), 1,1,6       |
| 3        | Karim Abdul-Jabbar (10/19/97 at Baltimore), 5,5,6   |
| 3        | Karim Abdul-Jabbar (11/23/97 at New England), 1,1,1 |
| 3        | Ricky Williams (10/25/09 vs. New Orleans), 4,68,4   |
| <b>3</b> | <b>Raheem Mostert (9/24/23 vs. Denver) 20,3,1</b>   |

### MOST RUSHING TOUCHDOWNS BY A ROOKIE

#### SEASON

|          |                             |
|----------|-----------------------------|
| 11       | Ron Davenport (1985)        |
| 11       | Karim Abdul-Jabbar (1996)   |
| <b>8</b> | <b>De'Von Achane (2023)</b> |
| 7        | Andra Franklin (1981)       |
| 6        | Larry Csonka (1968)         |
| 6        | Troy Stradford (1987)       |
| 6        | Sammie Smith (1989)         |

### GAME

|   |   |
|---|---|
| 3 | Ronald Scott (10/11/87 vs. Kansas City) |
| 3 | Troy Stradford (12/7/87 vs. N.Y. Jets)  |
| 3 | Sammie Smith (12/10/89 vs. New England) |

### MOST CONSECUTIVE GAMES WITH A RUSHING TD

|   |  |
|---|--|
| 5 | Mercury Morris (6th through 10th in 1972)      |
| 5 | Don Nottingham (2nd through 6th in 1975)       |
| 5 | Pete Johnson (8th through 12th in 1984)        |
| 5 | Karim Abdul-Jabbar (10th through 14th in 1997) |

### HIGHEST RUSHING AVERAGE

#### CAREER (min: 300 att.)

|            |   |
|------------|---|
| 5.1        | Mercury Morris (1969-75), 754 att.            |
| <b>4.9</b> | <b>Raheem Mostert (2015, 22-23), 390 att.</b> |
| 4.8        | Tony Nathan (1979-87), 732 att.               |
| 4.7        | Reggie Bush (2011-12), 443 att.               |
| 4.6        | Kenyan Drake (2016-19), 333 att.              |



## INDIVIDUAL RECORDS

### SEASON (min: 100 att.)

|      |  |
|------|--|
| 7.8  | <b>De'Von Achane (2023), 103/800 yards</b> |
| 6.4  | Mercury Morris (1973), 149/954 yards       |
| 5.4  | Larry Csonka (1971), 195/1,051 yards       |
| 5.32 | Tony Nathan (1981), 147/782 yards          |
| 5.26 | Mercury Morris (1972), 190/1,000 yards     |

### GAME (min: 10 att.)

|      |   |
|------|---|
| 13.7 | <b>De'Von Achane (10/8/23 vs. N.Y. Giants) 11/151</b> |
| 13.1 | Mercury Morris (9/30/73 vs. New England) 15/197       |
| 12.6 | Abner Haynes (9/17/67 vs. Denver), 12/151             |
| 12.6 | Delvin Williams (11/9/80 at Los Angeles), 12/151      |

### MOST 100-YARD RUSHING GAMES

#### CAREER

|    |   |
|----|---|
| 24 | Ricky Williams (2002-03, 2005, 2007-10) |
| 15 | Larry Csonka (1968-74, 1979)            |
| 15 | Ronnie Brown (2005-10)                  |
| 10 | Mercury Morris (1969-75)                |
| 9  | Karim Abdul-Jabbar (1996-99)            |

#### SEASON

|    |                             |
|----|-----------------------------|
| 10 | Ricky Williams (2002)       |
| 7  | Ricky Williams (2003)       |
| 5  | Delvin Williams (1978)      |
| 5  | Reggie Bush (2011)          |
| 4  | Larry Csonka (1972)         |
| 4  | Karim Abdul-Jabbar (1996)   |
| 4  | Lamar Smith (2000)          |
| 4  | Ronnie Brown (2006)         |
| 4  | Ronnie Brown (2007)         |
| 4  | Ricky Williams (2009)       |
| 4  | Jay Ajayi (2016)            |
| 4  | <b>De'Von Achane (2023)</b> |

### MOST 100-YARD RUSHING GAMES BY A ROOKIE

|   |                             |
|---|-----------------------------|
| 4 | Karim Abdul-Jabbar (1996)   |
| 4 | <b>De'Von Achane (2023)</b> |
| 3 | Benny Malone (1974)         |
| 3 | Troy Stradford (1987)       |
| 2 | Jim Kiick (1968)            |
| 2 | Leroy Harris (1977)         |
| 2 | Ronnie Brown (2005)         |

### MOST CONSECUTIVE 100-YARD RUSHING GAMES

|   |  |
|---|--|
| 5 | Ricky Williams (10th through 14th in 2002)     |
| 4 | Ronnie Brown (3rd through 6th in 2007)         |
| 4 | Reggie Bush (12th through 15th in 2011)        |
| 3 | Ricky Williams (1st through 3rd in 2002)       |
| 3 | Ricky Williams (10th through 12th in 2003)     |
| 3 | Ricky Williams (9th through 11th in 2009)      |
| 3 | Jay Ajayi (6th through 8th in 2016)            |
| 3 | <b>De'Von Achane (3rd through 5th in 2023)</b> |
| 2 | Larry Csonka (11th through 12th in 1970)       |
| 2 | Benny Malone (7th through 8th in 1974)         |
| 2 | Don Nottingham (2nd through 3rd in 1975)       |
| 2 | Mercury Morris (5th through 6th in 1975)       |
| 2 | Benny Malone (7th through 8th in 1976)         |
| 2 | Benny Malone (4th through 5th in 1977)         |
| 2 | Andre Franklin (5th through 6th in 1982)       |
| 2 | Mark Higgin (1st through 2nd in 1991)          |
| 2 | Bernie Parmalee (7th through 8th in 1994)      |
| 2 | Ricky Williams (2nd through 3rd in 2003)       |
| 2 | Ricky Williams (14th through 15th in 2003)     |

|   |  |
|---|--|
| 2 | Ricky Williams (15th through 16th in 2005) |
| 2 | Ronnie Brown (15th through 16th in 2006)   |
| 2 | Ronnie Brown (3rd through 4th in 2008)     |
| 2 | Lamar Miller (5th through 6th in 2015)     |
| 2 | Kenyan Drake (12th through 13th in 2017)   |

### LONGEST RUNS FROM SCRIMMAGE

|     |  |
|-----|--|
| 97t | Lamar Miller (12/28/14 vs. N.Y. Jets)          |
| 85t | Lamar Miller (10/25/15 vs. Houston)            |
| 77t | Leroy Harris (12/5/77 vs. Baltimore)           |
| 77t | Keith Byars (11/25/93 at Dallas)               |
| 76t | Reggie Bush (12/18/11 at Buffalo)              |
| 76t | <b>De'Von Achane (10/8/23 vs. N.Y. Giants)</b> |
| 75t | Kalen Ballage (12/16/18 at Minnesota)          |
| 71t | Jerris McPhail (10/27/97 vs. Chicago)          |
| 70t | Mercury Morris (9/30/73 vs. New England)       |
| 70  | Mercury Morris (10/15/73 at Cleveland)         |
| 69  | Damien Williams (11/19/17 vs. Tampa Bay)       |
| 68t | Lamar Smith (10/23/00 at N.Y. Jets)            |
| 68t | James McKnight (10/5/03 at N.Y. Giants)        |
| 68t | Ricky Williams (10/25/09 vs. New Orleans)      |
| 67t | <b>Raheem Mostert (12/17/22 at Buffalo)</b>    |
| 67t | <b>De'Von Achane (9/24/23 vs. Denver)</b>      |
| 66t | Benny Malone (10/9/77 at Baltimore)            |
| 66t | Kenyan Drake (11/13/17 at Carolina)            |
| 65t | Abner Haynes (9/17/67 vs. Denver)              |
| 65t | Gary Davis (9/17/78 vs. Buffalo)               |
| 65  | Delvin Williams (11/9/80 at Los Angeles)       |
| 65t | Ronnie Brown (10/21/05 vs. Kansas City)        |
| 65t | Reggie Bush (9/16/12 vs. Oakland)              |
| 64  | Ron Davenport (12/18/88 at Pittsburgh)         |
| 63  | Norm Bulaich (9/10/78 at Baltimore)            |
| 63t | Ricky Williams (12/9/02 vs. Chicago)           |
| 62t | Ronnie Brown (9/21/08 at New England)          |
| 62t | Jay Ajayi (10/16/16 vs. Pittsburgh)            |
| 61  | Chris Chambers (9/11/05 vs. Denver)            |
| 60t | Gary Davis (12/17/77 vs. Buffalo)              |
| 60  | Ronnie Brown (9/30/07 vs. Oakland)             |

## PASSING

### MOST PASSING YARDS

#### CAREER

|               |                                 |
|---------------|---------------------------------|
| 61,361        | Dan Marino (1983-99)            |
| 25,092        | Bob Griese (1967-80)            |
| 20,434        | Ryan Tannehill (2012-18)        |
| <b>12,639</b> | <b>Tua Tagovailoa (2020-23)</b> |
| 11,040        | Jay Fiedler (2000-04)           |

#### SEASON

|              |                              |
|--------------|------------------------------|
| 5,084        | Dan Marino (1984)            |
| 4,746        | Dan Marino (1986)            |
| <b>4,624</b> | <b>Tua Tagovailoa (2023)</b> |
| 4,453        | Dan Marino (1994)            |
| 4,434        | Dan Marino (1988)            |
| 4,208        | Ryan Tannehill (2015)        |

#### GAME

|            |  |
|------------|--|
| 521        | Dan Marino (10/23/88 vs. N.Y. Jets), 35 of 60              |
| 473        | Dan Marino (9/4/94 vs. New England), 23 of 42              |
| 469        | Dan Marino (12/2/84 vs. L.A. Raiders), 35 of 57            |
| <b>470</b> | <b>Tua Tagovailoa (9/18/22 at Baltimore), 36 of 50</b>     |
| <b>466</b> | <b>Tua Tagovailoa (9/10/23 at L.A. Chargers), 28 of 45</b> |



## INDIVIDUAL RECORDS

### MOST PASSING YARDS BY A ROOKIE

#### SEASON

|       |                       |
|-------|-----------------------|
| 3,294 | Ryan Tannehill (2012) |
| 2,210 | Dan Marino (1983)     |
| 2,005 | Bob Griese (1967)     |

#### GAME

|            |   |
|------------|---|
| 431        | Ryan Tannehill (9/30/12 at Arizona), 26 of 41       |
| <b>361</b> | <b>Tua Tagovailoa (1/3/21 at Buffalo), 35 of 58</b> |
| 322        | Dan Marino (10/9/83 vs. Buffalo), 19 of 29          |

### MOST PASS ATTEMPTS

#### CAREER

|              |                                 |
|--------------|---------------------------------|
| 8,358        | Dan Marino (1983-99)            |
| 3,429        | Bob Griese (1967-80)            |
| 2,911        | Ryan Tannehill (2012-18)        |
| <b>1,638</b> | <b>Tua Tagovailoa (2020-23)</b> |
| 1,603        | Jay Fiedler (2000-04)           |

#### SEASON

|     |  |
|-----|--|
| 623 | Dan Marino (1986), 378 completions     |
| 615 | Dan Marino (1994), 385 completions     |
| 606 | Dan Marino (1988), 354 completions     |
| 590 | Ryan Tannehill (2014), 392 completions |
| 588 | Ryan Tannehill (2013), 355 completions |

#### GAME

|           |   |
|-----------|---|
| *64       | Dan Marino (12/30/95 at Buffalo), 33 completions          |
| 62        | Joey Harrington (10/22/06 vs. Green Bay), 33 completions  |
| 60        | Dan Marino (10/23/88 vs. N.Y. Jets), 35 completions       |
| 60        | Dan Marino (11/23/97 at New England), 38 completions      |
| 58        | Ryan Tannehill (11/29/15 at N.Y. Jets), 33 completions    |
| <b>58</b> | <b>Tua Tagovailoa (1/3/21 at Buffalo), 35 completions</b> |

### MOST PASS ATTEMPTS BY A ROOKIE

#### SEASON

|     |  |
|-----|--|
| 484 | Ryan Tannehill (2012), 282 completions |
| 331 | Bob Griese (1967), 166 completions     |
| 327 | David Woodley (1980), 176 completions  |

#### GAME

|           |  |
|-----------|--|
| <b>58</b> | <b>Tua Tagovailoa (1/3/21 at Buffalo), 35 completions</b>        |
| <b>48</b> | <b>Tua Tagovailoa (12/13/20 vs. Kansas City), 28 completions</b> |
| *45       | Skyler Thompson (1/15/23 at Buffalo), 18 completions             |

### MOST PASS COMPLETIONS

#### CAREER

|              |                                 |
|--------------|---------------------------------|
| 4,967        | Dan Marino (1983-99)            |
| 1,926        | Bob Griese (1967-80)            |
| 1,829        | Ryan Tannehill (2012-18)        |
| <b>1,096</b> | <b>Tua Tagovailoa (2020-23)</b> |
| 936          | Jay Fiedler (2000-04)           |

#### SEASON

|            |  |
|------------|--|
| 392        | Ryan Tannehill (2014), 590 att.        |
| <b>388</b> | <b>Tua Tagovailoa (2023), 560 att.</b> |
| 385        | Dan Marino (1994), 615 att.            |
| 378        | Dan Marino (1986), 623 att.            |
| 363        | Ryan Tannehill (2015), 586 att.        |

#### GAME

|           |   |
|-----------|---|
| 39        | Dan Marino (11/16/86 at Buffalo), 54 att.             |
| 38        | Dan Marino (11/23/97 at New England), 60 att.         |
| <b>36</b> | <b>Tua Tagovailoa (9/18/22 at Baltimore), 50 att.</b> |
| 35        | Dan Marino (12/2/84 vs. L.A. Raiders), 57 att.        |

|           |  |
|-----------|--|
| 35        | Dan Marino (10/23/88 vs. N.Y. Jets), 60 att.       |
| 35        | Dan Marino (12/3/95 vs. Atlanta), 50 att.          |
| 35        | Chad Henne (12/27/09 vs. Houston), 55 att.         |
| 35        | Ryan Tannehill (12/21/14 vs. Minnesota), 47 att.   |
| <b>35</b> | <b>Tua Tagovailoa (1/3/21 at Buffalo), 58 att.</b> |

### MOST PASS COMPLETIONS BY A ROOKIE

#### SEASON

|            |  |
|------------|--|
| 282        | Ryan Tannehill (2012), 484 att.        |
| <b>186</b> | <b>Tua Tagovailoa (2020), 290 att.</b> |
| 176        | David Woodley (1980), 327 att.         |

#### GAME

|           |   |
|-----------|---|
| <b>35</b> | <b>Tua Tagovailoa (1/3/21 at Buffalo), 58 att.</b>        |
| <b>28</b> | <b>Tua Tagovailoa (12/13/20 vs. Kansas City), 48 att.</b> |
| 26        | Ryan Tannehill (9/30/12 at Arizona), 41 att.              |
| <b>26</b> | <b>Tua Tagovailoa (12/6/20 vs. Cincinnati), 39 att.</b>   |

### MOST CONSECUTIVE PASS COMPLETIONS

|           |   |
|-----------|---|
| 25        | Ryan Tannehill (10/18/15 at Tennessee through 10/25/15 vs. Houston)         |
| 21        | Ryan Fitzpatrick (9/20/20 vs. Buffalo through 9/24/20 at Jacksonville)      |
| 19        | Jay Cutler (10/22/17 vs. N.Y. Jets through 11/5/17 vs. Oakland)             |
| 17        | Chad Pennington (12/7/08 at Buffalo through 12/14/08 vs. San Francisco)     |
| 17        | Chad Henne (12/13/09 at Jacksonville)                                       |
| <b>17</b> | <b>Tua Tagovailoa (11/21/21 at N.Y. Jets through 11/28/21 vs. Carolina)</b> |
| <b>17</b> | <b>Tua Tagovailoa (9/24/23 vs. Denver)</b>                                  |

### MOST TOUCHDOWN PASSES

#### CAREER

|           |                                 |
|-----------|---------------------------------|
| 420       | Dan Marino (1983-99)            |
| 192       | Bob Griese (1967-80)            |
| 123       | Ryan Tannehill (2012-18)        |
| <b>81</b> | <b>Tua Tagovailoa (2020-23)</b> |
| 66        | Jay Fiedler (2000-04)           |

#### SEASON

|           |  |
|-----------|--|
| 48        | Dan Marino (1984) - 362 completions            |
| 44        | Dan Marino (1986) - 378 completions            |
| 30        | Dan Marino (1985) - 336 completions            |
| 30        | Dan Marino (1994) - 385 completions            |
| <b>29</b> | <b>Tua Tagovailoa (2023) - 388 completions</b> |

#### GAME

|          |  |
|----------|--|
| 6        | Bob Griese (11/24/77 at St. Louis)                           |
| 6        | Dan Marino (9/21/86 at N.Y. Jets)                            |
| <b>6</b> | <b>Tua Tagovailoa (9/18/22 at Baltimore)</b>                 |
| 5        | Dan Marino (9/2/84 at Washington)                            |
| 5        | Dan Marino (12/8/85 at Green Bay)                            |
| 5        | Dan Marino (12/14/86 at L.A. Rams)                           |
| 5        | Dan Marino (11/27/88 at N.Y. Jets)                           |
| 5        | Dan Marino (9/4/94 vs. New England)                          |
| 4        | 25 times (last – <b>Tua Tagovailoa, 9/24/23 vs. Denver</b> ) |

### MOST TOUCHDOWN PASSES BY A ROOKIE

#### SEASON

|    |   |
|----|---|
| 20 | Dan Marino (1983) of 173 completions    |
| 15 | Bob Griese (1967) of 166 completions    |
| 14 | David Woodley (1980) of 176 completions |



## INDIVIDUAL RECORDS

### GAME

|   |                                       |
|---|---------------------------------------|
| 4 | John Stofa (12/18/66 vs. Houston)     |
| 3 | Bob Griese (12/17/67 vs. New England) |
| 3 | David Woodley (11/9/80 at L.A. Rams)  |
| 3 | David Woodley (12/14/80 at Baltimore) |
| 3 | Dan Marino (10/9/83 vs. Buffalo)      |
| 3 | Dan Marino (10/16/83 at N.Y. Jets)    |
| 3 | Dan Marino (11/28/83 vs. Cincinnati)  |

### MOST CONSECUTIVE GAMES WITH A TD PASS

|    |  |
|----|--|
| 30 | Dan Marino (10th in 1985 through 2nd in 1987 and 6th through 10th in 1987) |
|----|--|

### MOST PASSES HAD INTERCEPTED

#### CAREER

|     |                          |
|-----|--------------------------|
| 252 | Dan Marino (1983-99)     |
| 172 | Bob Griese (1967-80)     |
| 75  | Ryan Tannehill (2012-18) |
| 63  | Jay Fiedler (2000-04)    |
| 42  | David Woodley (1980-83)  |

#### SEASON

|    |                              |
|----|------------------------------|
| 23 | Dan Marino (1986), 623 att.  |
| 23 | Dan Marino (1988), 606 att.  |
| 22 | Dan Marino (1989), 550 att.  |
| 21 | Dan Marino (1985), 567 att.  |
| 19 | Jay Fiedler (2001), 450 att. |
| 19 | Chad Henne (2010), 490 att.  |

### GAME

|   |  |
|---|--|
| 5 | Bob Griese (12/23/67 vs. Houston), 41 att.   |
| 5 | Rick Norton (11/23/69 vs. Houston), 26 att.  |
| 5 | David Woodley (10/25/81 at Dallas), 37 att.  |
| 5 | Kyle Mackey (10/18/87 at N.Y. Jets), 55 att. |
| 5 | Dan Marino (10/23/88 vs. N.Y. Jets), 60 att. |
| 5 | Dan Marino (11/25/99 at Dallas), 36 att.     |
| 5 | A.J. Feeley (12/5/04 vs. Buffalo), 51 att.   |

### MOST PASSES HAD INTERCEPTED AS A ROOKIE

#### SEASON

|    |                                 |
|----|---------------------------------|
| 18 | Bob Griese (1967), 331 att.     |
| 17 | David Woodley (1980), 327 att.  |
| 13 | Ryan Tannehill (2012), 484 att. |

### GAME

|   |  |
|---|--|
| 5 | Bob Griese (12/23/67 vs. Houston), 41 att.         |
| 3 | Rick Norton (9/18/66 at Buffalo), 10 att.          |
| 3 | Bob Griese (11/26/67 vs. Buffalo), 33 att.         |
| 3 | David Woodley (9/28/80 vs. New Orleans), 15 att.   |
| 3 | John Beck (12/2/07 vs. N.Y. Jets), 39 att.         |
| 3 | Ryan Tannehill (9/9/12 at Houston), 36 att.        |
| 3 | Ryan Tannehill (11/11/12 vs. Tennessee), 39 att.   |
| 3 | <b>Tua Tagovailoa (1/3/21 at Buffalo), 58 att.</b> |

### MOST CONSECUTIVE GAMES STARTED WITH NO PASSES INTERCEPTED

|   |  |
|---|--|
| 5 | Jay Fiedler (8th through 11th, 13th in 2000 – missed 12th in 2000)           |
| 5 | <b>Tua Tagovailoa (7th through 10th, 12th in 2020 – missed 11th in 2020)</b> |
| 5 | <b>Tua Tagovailoa (7th through 11th in 2022)</b>                             |
| 4 | Bob Griese (5th through 8th in 1971)   |
| 4 | Dan Marino (4th through 7th in 1997)   |
| 4 | Ray Lucas (9th through 12th in 2002)   |
| 4 | Ryan Tannehill (5th through 8th in 2012)                                     |

|   |   |
|---|---|
| 4 | Ryan Tannehill (12th through 15th in 2012)        |
| 4 | Ryan Tannehill (6th through 9th in 2016)          |
| 4 | <b>Tua Tagovailoa (12th through 15th in 2023)</b> |

### MOST CONSECUTIVE PASSES WITH NONE INTERCEPTED

|     |  |
|-----|--|
| 193 | <b>Tua Tagovailoa (4th, 7th through 12th in 2022 – missed 5th and 6th in 2022)</b> |
| 160 | Ryan Tannehill (15th in 2014 through 3rd in 2015)                                  |
| 156 | Dan Marino (3rd through 8th in 1997)   |
| 152 | <b>Tua Tagovailoa (5th through 13th in 2020)</b>                                   |
| 144 | <b>Tua Tagovailoa (11th through 16th in 2023)</b>                                  |

### LOWEST INTERCEPTION RATE

#### CAREER (min: 250 att.)

|      |   |
|------|---|
| 1.63 | Chad Pennington (2008-10), 9 of 552 att.          |
| 1.86 | Cleo Lemon (2005-07), 7 of 377 att.               |
| 2.26 | <b>Tua Tagovailoa (2020-23), 37 of 1,638 att.</b> |
| 2.58 | Ryan Tannehill (2012-18), 75 of 2,911 att.        |
| 2.63 | Gus Frerotte (2005), 13 of 494 att.               |

#### SEASON (min: 150 att.)

|      |   |
|------|---|
| 1.47 | Chad Pennington (2008), 7 of 476 att.       |
| 1.72 | <b>Tua Tagovailoa (2020), 5 of 290 att.</b> |
| 1.85 | Damon Huard (1999), 4 of 216 att.           |
| 1.94 | Cleo Lemon (2007), 6 of 309 att.            |
| 2.00 | Dan Marino (1993), 3 of 150 att.            |
| 2.00 | <b>Tua Tagovailoa (2022), 8 of 400 att.</b> |

### HIGHEST COMPLETION PERCENTAGE

#### CAREER (min: 150 comp.)

|      |  |
|------|--|
| 67.6 | Chad Pennington (2008-10), 373 of 552 att.           |
| 66.9 | <b>Tua Tagovailoa (2020-23), 1,096 of 1,638 att.</b> |
| 64.2 | Ryan Fitzpatrick (2019-20), 494 of 769 att.          |
| 62.8 | Ryan Tannehill (2012-18), 1,829 of 2,911 att.        |
| 62.0 | Jay Cutler (2017), 266 of 429 att.                   |

#### SEASON (min: 75 comp.)

|      |   |
|------|---|
| 69.3 | <b>Tua Tagovailoa (2023), 388 of 560 att.</b> |
| 68.5 | Ryan Fitzpatrick (2020), 183 of 267 att.      |
| 67.8 | <b>Tua Tagovailoa (2021), 263 of 388 att.</b> |
| 67.4 | Chad Pennington (2008), 321 of 476 att.       |
| 67.1 | Ryan Tannehill (2016), 261 of 389 att.        |

#### GAME (min: 12 comp.)

|      |   |
|------|---|
| 94.7 | Ryan Tannehill (10/25/15 vs. Houston), 18 of 19 att.          |
| 92.3 | Bob Griese (12/18/78 vs. New England), 12 of 13 att.          |
| 90.0 | Ryan Fitzpatrick (9/24/20 at Jacksonville), 18 of 20 att.     |
| 88.5 | <b>Tua Tagovailoa (9/24/23 vs. Denver), 23 of 26 att.</b>     |
| 87.5 | <b>Tua Tagovailoa (12/17/23 vs. N.Y. Jets), 21 of 24 att.</b> |

### HIGHEST COMPLETION PERCENTAGE BY A ROOKIE

#### SEASON (min: 75 comp.)

|      |   |
|------|---|
| 64.1 | <b>Tua Tagovailoa (2020), 186 of 290 att.</b> |
| 58.4 | Dan Marino (1983), 173 of 296 att.            |
| 58.3 | Ryan Tannehill (2012), 282 of 484 att.        |
| 53.8 | David Woodley (1980), 176 of 327 att.         |

#### GAME (min: 12 comp.)

|      |  |
|------|--|
| 81.0 | Bob Griese (10/22/67 vs. N.Y. Jets), 17 of 21 att.           |
| 78.6 | Ryan Tannehill (12/6/12 vs. Jacksonville), 22 of 28 att.     |
| 77.3 | <b>Tua Tagovailoa (12/26/20 at Las Vegas), 17 of 22 att.</b> |



## INDIVIDUAL RECORDS

### HIGHEST PASSER RATING

#### CAREER (min: 250 att.)

|             |                                 |
|-------------|---------------------------------|
| <b>97.1</b> | <b>Tua Tagovailoa (2020-23)</b> |
| 94.5        | Chad Pennington (2008-10)       |
| 89.0        | Ryan Fitzpatrick (2019-20)      |
| 87.0        | Ryan Tannehill (2012-18)        |
| 86.4        | Dan Marino (1983-99)            |

#### SEASON (min: 150 att.)

|              |                              |
|--------------|------------------------------|
| 108.9        | Dan Marino (1984)            |
| <b>105.5</b> | <b>Tua Tagovailoa (2022)</b> |
| <b>101.1</b> | <b>Tua Tagovailoa (2023)</b> |
| 97.4         | Chad Pennington (2008)       |
| 96.0         | Dan Marino (1983)            |

### HIGHEST PASSER RATING BY A ROOKIE

#### SEASON (min: 150 att.)

|             |                              |
|-------------|------------------------------|
| 96.0        | Dan Marino (1983)            |
| <b>87.1</b> | <b>Tua Tagovailoa (2020)</b> |
| 76.1        | Ryan Tannehill (2012)        |

### HIGHEST PASS YARDS PER ATTEMPT

#### CAREER (min: 250 att.)

|             |   |
|-------------|---|
| 8.22        | Earl Morrall (1972-76), 284/2,335 yards             |
| <b>7.72</b> | <b>Tua Tagovailoa (2020-23), 1,638/12,639 yards</b> |
| 7.40        | Chad Pennington (2008-10), 552/4,085 yards          |
| 7.34        | Dan Marino (1983-99), 8,358/61,361 yards            |
| 7.32        | Bob Griese (1967-80), 3,429/25,092 yards            |

#### SEASON (min: 150 att.)

|             |   |
|-------------|---|
| 9.07        | Earl Morrall (1972), 150/1,360          |
| 9.01        | Dan Marino (1984), 564/5,084            |
| <b>8.87</b> | <b>Tua Tagovailoa (2022), 400/3,548</b> |
| 8.86        | Bob Griese (1975), 191/1,693            |
| <b>8.26</b> | <b>Tua Tagovailoa (2023), 560/4,624</b> |

#### GAME (min: 20 att.)

|              |  |
|--------------|--|
| *13.16       | Dan Marino (1/6/85 vs. Pittsburgh), 32/421             |
| 12.57        | Ryan Tannehill (9/23/18 vs. Oakland), 23/289           |
| 12.52        | Earl Morrall (12/15/74 vs. New England), 23/288        |
| 12.50        | Ryan Fitzpatrick (10/11/20 at San Francisco), 28/350   |
| <b>12.40</b> | <b>Tua Tagovailoa (12/25/22 vs. Green Bay), 25/310</b> |

### MOST 300-YARD PASSING GAMES

#### CAREER

|           |                                 |
|-----------|---------------------------------|
| 63        | Dan Marino (1983-99)            |
| 16        | Ryan Tannehill (2012-18)        |
| <b>12</b> | <b>Tua Tagovailoa (2020-23)</b> |
| 7         | Chad Henne (2008-11)            |
| 7         | Ryan Fitzpatrick (2019-20)      |
| 3         | Bob Griese (1967-80)            |
| 3         | Jay Fiedler (2000-04)           |
| 2         | David Woodley (1980-83)         |
| 2         | Steve DeBerg (1993)             |
| 2         | Chad Pennington (2008-10)       |
| 1         | John Stofa (1966-67, 1969-70)   |
| 1         | Don Strock (1974-87)            |
| 1         | Scott Mitchell (1990-93)        |
| 1         | Bernie Kosar (1994-96)          |
| 1         | A.J. Feeley (2004)              |
| 1         | Gus Frerotte (2005)             |
| 1         | Joey Harrington (2006)          |
| 1         | Trent Green (2007)              |
| 1         | Cleo Lemon (2007)               |
| 1         | Jay Cutler (2017)               |
| 1         | Brook Osweiler (2018)           |
| 1         | Teddy Bridgewater (2022)        |

### SEASON

|   |                       |
|---|-----------------------|
| 9 | Dan Marino (1984)     |
| 6 | Dan Marino (1985)     |
| 6 | Dan Marino (1986)     |
| 6 | Dan Marino (1988)     |
| 6 | Ryan Tannehill (2015) |

### MOST CONSECUTIVE 300-YARD PASSING GAMES

|   |  |
|---|--|
| 3 | Dan Marino (14th through 16th in 1984) |
| 3 | Dan Marino (13th through 15th in 1988) |
| 3 | Dan Marino (11th through 13th in 1994) |
| 3 | Dan Marino (14th through 16th in 1998) |

### LONGEST PASS PLAYS

|            |   |
|------------|---|
| 86t        | Bob Griese to Paul Warfield (11/14/71 vs. Pittsburgh)               |
| 85t        | Dan Marino to Mark Duper (11/20/83 vs. Baltimore)                   |
| 85t        | Dan Marino to Mark Duper (11/2/86 vs. Houston)                      |
| <b>84t</b> | <b>Tua Tagovailoa to Jaylen Waddle (12/25/22 vs. Green Bay)</b>     |
| 80t        | George Wilson, Jr. to Bo Roberson (10/23/66 at Houston)             |
| 80t        | Dan Marino to Mark Duper (9/23/84 vs. Indianapolis)                 |
| 80t        | Dan Marino to Ferrell Edmunds (11/27/88 at N.Y. Jets)               |
| 80t        | Dan Marino to Tony Martin (10/4/93 vs. Washington)                  |
| 80t        | Brian Griese to James McKnight (11/23/03 vs. Washington)            |
| 80t        | Chad Pennington to Patrick Cobbs (10/12/08 at Houston)              |
| 80t        | Ryan Tannehill to Brian Hartline (9/30/12 at Arizona)               |
| 79t        | Bob Griese to Nat Moore (11/27/75 at Chicago)                       |
| 78t        | Dan Marino to Mark Clayton (11/12/89 at N.Y. Jets)                  |
| <b>78t</b> | <b>Tua Tagovailoa to Tyreek Hill (12/3/23 at Washington)</b>        |
| 77t        | Scott Mitchell to Mark Ingram (10/31/93 vs. Kansas City)            |
| 77t        | Ray Lucas to James McKnight (11/24/02 vs. San Diego)                |
| 77t        | Sage Rosenfels to Chris Chambers (10/21/05 vs. Kansas City)         |
| 77t        | Sage Rosenfels to Chris Chambers (1/2/05 at Baltimore)              |
| **76t      | David Woodley to Jimmy Cefalo (1/30/83 vs. Washington)              |
| *75t       | Bob Griese to Paul Warfield (1/2/72 vs. Baltimore)                  |
| 75t        | Ryan Tannehill to Kenny Stills (9/9/18 vs. Tennessee)               |
| 75t        | Brook Osweiler to Albert Wilson (10/14/18 vs. Chicago)              |
| <b>75t</b> | <b>Tua Tagovailoa to Trent Sherfield (12/4/22 at San Francisco)</b> |

## RECEIVING

### MOST RECEPTIONS

#### CAREER

|     |                          |
|-----|--------------------------|
| 550 | Mark Clayton (1983-92)   |
| 511 | Mark Duper (1982-92)     |
| 510 | Nat Moore (1974-86)      |
| 415 | O.J. McDuffie (1993-00)  |
| 405 | Chris Chambers (2001-07) |

#### SEASON

|            |  |
|------------|--|
| <b>119</b> | <b>Tyreek Hill (2023), 1,799 yards</b>   |
| <b>119</b> | <b>Tyreek Hill (2022), 1,710 yards</b>   |
| 112        | Jarvis Landry (2017), 987 yards          |
| 110        | Jarvis Landry (2015), 1,157 yards        |
| <b>104</b> | <b>Jaylen Waddle (2021), 1,015 yards</b> |

#### GAME

|           |   |
|-----------|---|
| 15        | Chris Chambers (12/4/05 vs. Buffalo), 238 yards       |
| 13        | Jarvis Landry (11/29/15 at N.Y. Jets), 165 yards      |
| 13        | Jarvis Landry (9/17/17 at L.A. Chargers), 78 yards    |
| 12        | Jim Jensen (11/6/88 at New England), 110 yards        |
| 12        | Brian Hartline (9/30/12 at Arizona), 253 yards        |
| <b>12</b> | <b>Jaylen Waddle (9/26/21 at Las Vegas), 58 yards</b> |



## INDIVIDUAL RECORDS

|    |  |
|----|--|
| 12 | <b>Tyreek Hill (10/16/22 vs. Minnesota), 177 yards</b> |
| 12 | <b>Tyreek Hill (10/30/22 at Detroit), 188 yards</b>    |

### MOST RECEPTIONS BY A ROOKIE

#### SEASON

|     |  |
|-----|--|
| 104 | <b>Jaylen Waddle (2021), 1,015 yards</b> |
| 84  | Jarvis Landry (2014), 758 yards          |
| 75  | Terry Kirby (1993), 874 yards            |
| 67  | Jack Clancy (1967), 868 yards            |
| 54  | Davone Bess (2008), 554 yards            |

#### GAME

|    |   |
|----|---|
| 12 | <b>Jaylen Waddle (9/26/21 at Las Vegas), 58 yards</b>     |
| 10 | Rob Konrad (1/2/00 at Washington), 68 yards               |
| 10 | <b>Jaylen Waddle (10/17/21 at Jacksonville), 70 yards</b> |
| 10 | <b>Jaylen Waddle (12/27/21 at New Orleans), 92 yards</b>  |
| 9  | Terry Kirby (12/19/93 vs. Buffalo), 148 yards             |
| 9  | Davone Bess (12/7/08 vs. Buffalo at Toronto), 74 yards    |
| 9  | <b>Jaylen Waddle (11/28/21 vs. Carolina), 137 yards</b>   |
| 9  | <b>Jaylen Waddle (12/5/21 vs. N.Y. Giants), 97 yards</b>  |

### MOST CONSECUTIVE GAMES WITH A RECEPTION

|    |  |
|----|--|
| 92 | Mark Clayton (6th in 1986 through 16th in 1992 - missed 13th in 1986, 1st in 1989, 1st in 1990, 10th through 14th in 1990 and 1st through 3rd in 1992) |
| 74 | O.J. McDuffie (3rd in 1995 through 15th in 1999, missed 11th through 13th and 16th in 1999)  |
| 63 | Jarvis Landry (2nd in 2014 through 16th in 2017)   |
| 61 | Davone Bess (1st in 2008 through 13th in 2011)   |
| 60 | Chris Chambers (1st in 2003 through 13th in 2006 - missed 4th in 2004)   |

### MOST RECEIVING YARDS

#### CAREER

|       |  |
|-------|--|
| 8,869 | Mark Duper (1982-92), 17.4 per catch     |
| 8,643 | Mark Clayton (1983-92), 15.7 per catch   |
| 7,546 | Nat Moore (1974-86), 14.8 per catch      |
| 5,688 | Chris Chambers (2001-07), 14.0 per catch |
| 5,074 | O.J. McDuffie (1993-00), 12.2 per catch  |

#### SEASON

|       |   |
|-------|---|
| 1,799 | <b>Tyreek Hill (2023), 119 receptions</b>   |
| 1,710 | <b>Tyreek Hill (2022), 119 receptions</b>   |
| 1,389 | Mark Clayton (1984), 73 receptions          |
| 1,356 | <b>Jaylen Waddle (2022), 75 receptions</b>  |
| 1,313 | Mark Duper (1986), 67 receptions            |
| 1,306 | Mark Duper (1984), 71 receptions            |
| 1,270 | Irving Fryar (1994), 73 receptions          |
| 1,214 | Brandon Marshall (2011), 81 receptions      |
| 1,202 | DeVante Parker (2019), 72 receptions        |
| 1,157 | Jarvis Landry (2015), 110 receptions        |
| 1,150 | Mark Clayton (1986), 60 receptions          |
| 1,136 | Jarvis Landry (2016), 94 receptions         |
| 1,129 | Mark Clayton (1988), 86 receptions          |
| 1,118 | Chris Chambers (2005), 82 receptions        |
| 1,085 | Mark Duper (1991), 70 receptions            |
| 1,083 | Brian Hartline (2012), 74 receptions        |
| 1,053 | Mark Clayton (1991), 70 receptions          |
| 1,050 | O.J. McDuffie (1998), 90 receptions         |
| 1,037 | Tony Martin (1999), 67 receptions           |
| 1,016 | Brian Hartline (2013), 76 receptions        |
| 1,015 | <b>Jaylen Waddle (2021), 104 receptions</b> |
| 1,014 | Brandon Marshall (2010), 86 receptions      |
| 1,014 | <b>Jaylen Waddle (2023), 72 receptions</b>  |
| 1,011 | Mark Clayton (1989), 64 receptions          |
| 1,010 | Irving Fryar (1993), 64 receptions          |

#### GAME

|     |  |
|-----|--|
| 253 | Brian Hartline (9/30/12 at Arizona), 12 receptions           |
| 238 | Chris Chambers (12/4/05 vs. Buffalo), 15 receptions          |
| 217 | Mark Duper (11/10/85 vs. N.Y. Jets), 8 receptions            |
| 215 | <b>Tyreek Hill (9/10/23 at L.A. Chargers), 11 receptions</b> |
| 211 | Irving Fryar (9/4/94 vs. New England), 5 receptions          |
| 210 | Nat Moore (10/4/81 vs. N.Y. Jets), 7 receptions              |
| 202 | Mark Duper (10/9/83 vs. Buffalo), 7 receptions               |

### MOST RECEIVING YARDS BY A ROOKIE

#### SEASON

|       |   |
|-------|---|
| 1,015 | <b>Jaylen Waddle (2021), 104 receptions</b> |
| 883   | Chris Chambers (2001), 48 receptions        |
| 874   | Terry Kirby (1993), 75 receptions           |
| 868   | Jack Clancy (1967), 67 receptions           |

#### GAME

|     |  |
|-----|--|
| 148 | Terry Kirby (12/19/93 vs. Buffalo), 9 receptions           |
| 137 | <b>Jaylen Waddle (11/28/21 vs. Carolina), 9 receptions</b> |
| 126 | Jack Clancy (12/3/67 at Houston), 7 receptions             |

### MOST RECEIVING TOUCHDOWNS

#### CAREER

|    |  |
|----|--|
| 81 | Mark Clayton (1983-92), 550 receptions   |
| 74 | Nat Moore (1974-86), 510 receptions      |
| 59 | Mark Duper (1982-92), 511 receptions     |
| 43 | Chris Chambers (2001-07), 405 receptions |
| 33 | Paul Warfield (1970-74), 156 receptions  |

#### SEASON

|    |   |
|----|---|
| 18 | Paul Warfield (1984), 73 receptions       |
| 14 | Mark Clayton (1988), 86 receptions        |
| 13 | <b>Tyreek Hill (2023), 119 receptions</b> |
| 12 | Nat Moore (1977), 52 receptions           |
| 12 | Mark Clayton (1991), 70 receptions        |

#### GAME

|   |   |
|---|---|
| 4 | Paul Warfield (12/15/73 vs. Detroit), 21,7,16,4   |
| 4 | Mark Ingram (11/27/94 at N.Y. Jets), 10,17,28,8   |
| 3 | Paul Warfield (11/14/71 vs. Pittsburgh), 12,86,60 |
| 3 | Nat Moore (11/24/77 at St. Louis), 4,9,28         |
| 3 | Mark Clayton (12/17/84 vs. Dallas), 41,39,63      |
| 3 | Mark Duper (12/14/86 at L.A. Rams), 69,5,20       |
| 3 | Mark Duper (12/20/87 vs. Washington), 26,59,6     |
| 3 | Irving Fryar (9/4/94 vs. New England), 54,50,35   |
| 3 | O.J. McDuffie (11/29/98 vs. New Orleans), 22,7,9  |
| 3 | Lamar Thomas (12/21/98 vs. Denver), 9,56,17       |
| 3 | Chris Chambers (11/27/03 at Dallas), 39,6,35      |





## INDIVIDUAL RECORDS

### MOST RECEIVING TOUCHDOWNS BY A ROOKIE

#### SEASON

|   |   |
|---|---|
| 7 | Chris Chambers (2001), 48 receptions        |
| 6 | <b>Jaylen Waddle (2021), 104 receptions</b> |
| 5 | Andre Brown (1989), 24 receptions           |
| 5 | Jarvis Landry (2014), 84 receptions         |
| 4 | Randy McMichael (2002), 39 receptions       |
| 3 | Jack Harper (1967), 11 receptions           |
| 3 | Jimmy Cefalo (1978), 6 receptions           |
| 3 | Ferrell Edmunds (1988), 33 receptions       |
| 3 | Terry Kirby (1993), 75 receptions           |
| 3 | Brian Hartline (2009), 31 receptions        |
| 3 | Charles Clay (2011), 16 receptions          |
| 3 | Preston Williams (2019), 32 receptions      |
| 3 | <b>De'Von Achane (2023), 27 receptions</b>  |

### MOST CONSECUTIVE GAMES WITH A RECEIVING TD

|   |  |
|---|--|
| 6 | Paul Warfield (4th through 9th in 1971)                              |
| 6 | Mark Clayton (13th through 16th in 1988 and 2nd through 3rd in 1989) |

### HIGHEST RECEIVING AVERAGE

#### CAREER (min: 100 rec.)

|      |   |
|------|---|
| 21.5 | Paul Warfield (1970-74), 156 receptions       |
| 17.4 | Mark Duper (1982-92), 511 receptions          |
| 16.9 | Duriel Harris (1976-83, 1985), 269 receptions |
| 16.0 | Irving Fryar (1993-95), 199 receptions        |
| 15.7 | Mark Clayton (1983-92), 550 receptions        |

#### SEASON (min: 24 rec.)

|      |                                    |
|------|------------------------------------|
| 25.1 | Paul Warfield (1970), 28/703 yards |
| 23.2 | Paul Warfield (1971), 43/996 yards |
| 21.8 | Jimmy Cefalo (1981), 29/631 yards  |
| 20.9 | Paul Warfield (1972), 29/606 yards |
| 20.0 | Bo Roberson (1966), 26/519 yards   |

#### GAME (min: 3 rec.)

|      |  |
|------|--|
| 52.7 | Paul Warfield (11/14/71 vs. Pittsburgh), 3/158 |
| 46.0 | Patrick Cobbs (10/12/08 at Houston), 3/138     |
| 42.7 | Chris Chambers (10/24/04 vs. St. Louis), 3/128 |
| 42.2 | Irving Fryar (9/4/94 vs. New England), 5/211   |
| 41.3 | Nat Moore (10/10/76 at Baltimore), 3/124       |

### HIGHEST RECEIVING AVERAGE BY A ROOKIE

#### SEASON (min: 24 rec.)

|      |                                      |
|------|--------------------------------------|
| 19.0 | DeVante Parker (2015), 26/494 yards  |
| 18.4 | Chris Chambers (2001), 48/883 yards  |
| 17.4 | Ferrell Edmunds (1988), 33/575 yards |

#### GAME (min: 3 rec.)

|      |  |
|------|--|
| 37.7 | Chris Chambers (11/11/01 at Indianapolis), 3/113 |
| 31.3 | Brian Hartline (10/25/09 vs. New Orleans), 3/94  |
| 30.3 | Mel Baker (12/15/74 vs. New England), 4/121      |

### MOST 100-YARD RECEIVING GAMES

#### CAREER

|    |                              |
|----|------------------------------|
| 28 | Mark Duper (1982-92)         |
| 22 | Mark Clayton (1983-92)       |
| 17 | Chris Chambers (2001-07)     |
| 15 | <b>Tyreek Hill (2022-23)</b> |
| 12 | Nat Moore (1974-86)          |

#### SEASON

|   |                             |
|---|-----------------------------|
| 8 | Mark Duper (1986)           |
| 8 | <b>Tyreek Hill (2023)</b>   |
| 7 | <b>Tyreek Hill (2022)</b>   |
| 6 | Mark Clayton (1984)         |
| 6 | Irving Fryar (1994)         |
| 6 | <b>Jaylen Waddle (2022)</b> |
| 5 | Mark Clayton (1989)         |
| 5 | Tony Martin (1999)          |
| 5 | Brandon Marshall (2011)     |
| 4 | Paul Warfield (1971)        |
| 4 | Duriel Harris (1979)        |
| 4 | Mark Duper (1984)           |
| 4 | Chris Chambers (2004)       |
| 4 | Brandon Marshall (2010)     |
| 4 | Mike Wallace (2013)         |
| 4 | Jarvis Landry (2016)        |
| 4 | DeVante Parker (2019)       |

### MOST 100-YARD RECEIVING GAMES BY A ROOKIE

|   |                             |
|---|-----------------------------|
| 3 | Jack Clancy (1967)          |
| 3 | Chris Chambers (2001)       |
| 2 | Terry Kirby (1993)          |
| 1 | Mel Baker (1974)            |
| 1 | Duriel Harris (1976)        |
| 1 | Ferrell Edmunds (1988)      |
| 1 | Andre Brown (1989)          |
| 1 | DeVante Parker (2015)       |
| 1 | <b>Jaylen Waddle (2021)</b> |

### MOST CONSECUTIVE 100-YARD RECEIVING GAMES

|   |  |
|---|--|
| 4 | Irving Fryar (10th through 13th in 1994)       |
| 3 | Mark Clayton (14th through 16th in 1984)       |
| 3 | Mark Duper (3rd through 5th in 1986)           |
| 3 | Chris Chambers (11th through 13th in 2005)     |
| 3 | <b>Tyreek Hill (11th through 13th in 2023)</b> |

## TOTAL YARDS FROM SCRIMMAGE

(rushing/receiving)

#### CAREER

|       |  |
|-------|--|
| 8,859 | Mark Duper (1982-92), -10/8,869                      |
| 8,751 | Mark Clayton (1983-92), 108/8,643                    |
| 7,867 | Ricky Williams (2002-03, 2005, 2007-10), 6,436/1,431 |
| 7,795 | Nat Moore (1974-86), 249/7,546                       |
| 7,425 | Larry Csonka (1968-74, 1979), 6,737/688              |

#### SEASON

|       |                                     |
|-------|-------------------------------------|
| 2,216 | Ricky Williams (2002), 1,853/363    |
| 1,814 | <b>Tyreek Hill (2023), 15/1,799</b> |
| 1,742 | <b>Tyreek Hill (2022) 32/1,710</b>  |
| 1,723 | Ricky Williams (2003), 1,372/351    |
| 1,450 | Delvin Williams (1978), 1,258/192   |

#### GAME

|     |   |
|-----|---|
| 253 | Brian Hartline (9/30/12 at Arizona), 0/253  |
| 252 | Troy Stradford (11/22/87 at Dallas), 169/83 |
| 238 | Chris Chambers (12/4/05 vs. Buffalo), 0/238 |
| 236 | Lamar Miller (10/25/15 vs. Houston), 175/61 |
| 235 | Ricky Williams (12/1/02 at Buffalo), 228/7  |

#### BY ROOKIE, SEASON

|       |                                      |
|-------|--------------------------------------|
| 1,264 | Terry Kirby (1993), 390/874          |
| 1,255 | Karim Abdul-Jabbar (1996), 1,116/139 |
| 1,139 | Ronnie Brown (2005), 907/232         |





## INDIVIDUAL RECORDS

### COMBINED YARDAGE

(rushing/receiving/returns)

#### CAREER

|       |  |
|-------|--|
| 9,276 | Mark Clayton (1983-92), 108/8,643/525    |
| 8,950 | Nat Moore (1974-86), 248/7,547/1,155     |
| 8,859 | Mark Duper (1982-92), -10/8,869/0        |
| 8,752 | Tony Nathan (1979-87), 3,543/3,592/1,617 |
| 8,353 | O.J. McDuffie (1993-01), 49/5,074/3,230  |

#### SEASON

|       |                                    |
|-------|------------------------------------|
| 2,216 | Ricky Williams (2002), 1,853/363/0 |
| 2,208 | Wes Welker (2005), 5/434/1,769     |
| 2,129 | Wes Welker (2006), 0/687/1,442     |
| 2,086 | Ted Ginn, Jr. (2007) 3/420/1,663   |
| 1,947 | Jarvis Landry (2015) 113/1,157/677 |

#### GAME

|      |  |
|------|--|
| 302  | Mercury Morris (11/1/70 at Baltimore), 8-89/3-68/6-145           |
| 299  | Ted Ginn, Jr. (11/1/09 at N.Y. Jets), 0-0, 0-0, 6-299            |
| 297  | Wes Welker (10/16/05 at Tampa Bay), 0-0/3-97/10-200              |
| *280 | O.J. McDuffie (12/30/95 at Buffalo), 1-9/11-154/6-117            |
| 258  | Wes Welker (10/21/05 vs. Kansas City), 0-0/2-41/9-217            |
| 258  | Jarvis Landry (10/4/15 vs. N.Y. Jets at London), 2-29/4-40/8-189 |

#### BY ROOKIE, SEASON

|       |                                   |
|-------|-----------------------------------|
| 2,086 | Ted Ginn, Jr. (2007) 3/420/1,663  |
| 1,912 | Jarvis Landry (2014) -4/758/1,158 |
| 1,777 | Wes Welker (2004), 0/0/1,777      |

### PUNTING

#### MOST PUNTS

##### CAREER

|     |  |
|-----|--|
| 633 | Larry Seiple (1967-77), 25,347 yards       |
| 594 | Brandon Fields (2007-14), 27,780 yards     |
| 555 | Reggie Roby (1983-92), 24,036 yards        |
| 339 | Matt Turk (2000-01, 2003-04), 13,910 yards |
| 307 | Matt Haack (2017-20), 13,506 yards         |

##### SEASON

|    |                                       |
|----|---------------------------------------|
| 98 | Matt Turk (2004), 41.7 average        |
| 93 | Klaus Wilmsmeyer (1998), 42.5 average |
| 92 | Matt Turk (2000), 42.1 average        |
| 92 | Matt Darr (2015), 47.6 average        |
| 90 | Matt Darr (2016), 44.3 average        |

##### GAME

|    |  |
|----|--|
| 11 | Matt Turk (12/7/03 at New England), 406 yards        |
| 10 | George Wilson, Jr. (9/9/66 vs. N.Y. Jets), 483 yards |
| 10 | George Roberts (10/12/80 at New England), 445 yards  |
| 10 | Klaus Wilmsmeyer (9/20/98 vs. Pittsburgh), 458 yards |
| 10 | Matt Turk (9/19/04 at Cincinnati), 400 yards         |
| 10 | Donnie Jones (12/25/06 vs. N.Y. Jets), 427 yards     |
| 10 | Brandon Fields (12/23/07 at New England), 446 yards  |
| 10 | Brandon Fields (12/12/10 at N.Y. Jets), 564 yards    |
| 10 | Brandon Fields (12/22/13 at Buffalo), 501 yards      |
| 10 | Matt Darr (11/20/16 at Los Angeles), 453 yards       |

#### HIGHEST GROSS PUNTING AVERAGE

##### CAREER (min: 120 punts)

|      |                                     |
|------|-------------------------------------|
| 46.8 | Brandon Fields (2007-14), 594 punts |
| 46.0 | Matt Darr (2015-16), 182 punts      |
| 44.7 | Matt Haack (2017-20), 307 punts     |

|      |                                  |
|------|----------------------------------|
| 44.2 | John Kidd (1994-97), 201 punts   |
| 43.3 | Reggie Roby (1983-92), 555 punts |

##### SEASON (min: 40 punts)

|       |                                  |
|-------|----------------------------------|
| 50.2  | Brandon Fields (2012), 74 punts  |
| 48.85 | Brandon Fields (2011), 78 punts  |
| 48.82 | Brandon Fields (2013), 85 punts  |
| 47.6  | Matt Darr (2015), 92 punts       |
| 46.4  | Thomas Morstead (2022), 61 punts |

##### GAME (min: 4 punts)

|      |  |
|------|--|
| 58.8 | Brandon Fields (9/23/12 vs. N.Y. Jets), 4-235 yards  |
| 58.5 | Reggie Roby (9/28/86 vs. San Francisco), 4-234 yards |
| 58.2 | Matt Darr (10/29/15 at New England), 6-349 yards     |
| 56.4 | Brandon Fields (12/12/10 at N.Y. Jets), 10-564 yards |
| 55.5 | Brandon Fields (12/4/11 vs. Oakland), 4-222 yards    |

#### HIGHEST NET PUNTING AVERAGE

##### CAREER (since 1976, min: 120 punts)

|      |                                     |
|------|-------------------------------------|
| 39.9 | Matt Haack (2017-20), 307 punts     |
| 39.8 | Matt Darr (2015-16), 182 punts      |
| 39.2 | Brandon Fields (2007-14), 594 punts |
| 37.5 | Donnie Jones (2005-06), 173 punts   |
| 36.9 | John Kidd (1994-97), 201 punts      |

##### SEASON (since 1982, min: 40 punts)

|      |                                 |
|------|---------------------------------|
| 42.4 | Brandon Fields (2013), 85 punts |
| 41.2 | Brandon Fields (2012), 74 punts |
| 41.2 | Brandon Fields (2011), 78 punts |
| 41.1 | Matt Haack (2019), 69 punts     |
| 40.7 | Jake Bailey (2023), 53 punts    |

##### LONGEST PUNTS

|    |  |
|----|--|
| 77 | Reggie Roby (11/29/87 at Buffalo), net 77          |
| 77 | Matt Turk (11/25/01 at Buffalo), touchback         |
| 74 | Brandon Fields (12/22/13 at Buffalo), net 74       |
| 73 | Larry Seiple (11/14/71 vs. Pittsburgh), touchback  |
| 73 | Reggie Roby (9/28/86 vs. San Francisco), touchback |
| 73 | Reggie Roby (10/5/86 at New England), net 73       |

#### MOST INSIDE THE 20

##### SEASON (since 1982)

|    |                                  |
|----|----------------------------------|
| 35 | Matt Haack (2018), 87 punts      |
| 33 | Brandon Fields (2013), 85 punts  |
| 32 | Brandon Fields (2011), 78 punts  |
| 32 | Matt Darr (2016), 90 punts       |
| 31 | Donnie Jones (2005), 88 punts    |
| 31 | Brandon Fields (2010), 73 punts  |
| 31 | Michael Palardy (2021), 78 punts |

### PUNT RETURNS

#### MOST PUNT RETURNS

##### CAREER

|     |                            |
|-----|----------------------------|
| 127 | Jake Scott (1970-75)       |
| 127 | O.J. McDuffie (1993-00)    |
| 127 | Wes Welker (2004-06)       |
| 115 | Davone Bess (2008-12)      |
| 101 | Jakeem Grant Sr. (2016-21) |





## INDIVIDUAL RECORDS

### SEASON

|    |                                  |
|----|----------------------------------|
| 43 | Wes Welker (2004), 10.8 average  |
| 43 | Wes Welker (2005), 9.1 average   |
| 41 | Mark Clayton (1983), 9.6 average |
| 41 | Wes Welker (2006), 9.2 average   |
| 37 | Davone Bess (2011), 11.9 average |

### GAME

|   |  |
|---|--|
| 7 | Mercury Morris (10/19/69 at Kansas City), 17.6 average |
| 7 | Lamont Brightful (9/19/04 at Cincinnati), 11.1 average |
| 7 | Marcus Thigpen (11/24/13 vs. Carolina), 10.1 average   |

### MOST PUNT RETURN YARDS

#### CAREER

|       |                            |
|-------|----------------------------|
| 1,330 | Jake Scott (1970-75)       |
| 1,232 | Wes Welker (2004-06)       |
| 1,196 | Davone Bess (2008-12)      |
| 1,127 | O.J. McDuffie (1993-00)    |
| 978   | Jakeem Grant Sr. (2016-21) |

### SEASON

|     |                                   |
|-----|-----------------------------------|
| 464 | Wes Welker (2004), 10.8 average   |
| 442 | Davone Bess (2011), 11.9 average  |
| 392 | Mark Clayton (1983), 9.6 average  |
| 390 | Wes Welker (2005), 9.1 average    |
| 379 | Tom Vigorito (1981), 10.5 average |

### GAME

|     |   |
|-----|---|
| 123 | Mercury Morris (10/19/69 at Kansas City), 7 returns |
| 114 | O.J. McDuffie (12/13/93 vs. Pittsburgh), 5 returns  |
| 106 | James Pruitt (9/14/86 vs. Indianapolis), 2 returns  |

### MOST PUNT RETURN TOUCHDOWNS

#### CAREER

|   |                            |
|---|----------------------------|
| 3 | Jakeem Grant Sr. (2016-21) |
| 2 | Freddie Solomon (1975-77)  |
| 2 | Tom Vigorito (1981-85)     |
| 2 | O.J. McDuffie (1993-00)    |

### SEASON

|   |                      |
|---|----------------------|
| 2 | O.J. McDuffie (1993) |
|---|----------------------|

### LONGEST PUNT RETURNS

|     |   |
|-----|---|
| 88t | Jakeem Grant Sr. (11/1/20 vs. L.A. Rams)  |
| 87t | Tom Vigorito (9/10/81 vs. Pittsburgh)     |
| 87t | Ted Ginn, Jr. (11/18/07 at Philadelphia)  |
| 86t | Tony Nathan (10/14/79 vs. Buffalo)        |
| 81t | Jeff Ogden (10/29/00 vs. Green Bay)       |
| 79t | Freddie Solomon (12/5/76 vs. Buffalo)     |
| 77t | Jake Scott (11/22/70 vs. Baltimore)       |
| 74t | Jakeem Grant Sr. (10/9/16 vs. Tennessee)  |
| 72t | O.J. McDuffie (12/13/93 vs. Pittsburgh)   |
| 72t | Marcus Thigpen (9/9/12 at Houston)        |
| 71t | James Pruitt (9/14/86 vs. Indianapolis)   |
| 71t | O.J. McDuffie (10/24/93 vs. Indianapolis) |
| 71t | Wes Welker (12/20/04 vs. New England)     |
| 71t | Jakeem Grant Sr. (10/7/18 at Cincinnati)  |
| 70t | Scott Schwedes (12/17/89 at Indianapolis) |

### HIGHEST PUNT RETURN AVERAGE

#### CAREER (min: 50 returns)

|       |                                       |
|-------|---------------------------------------|
| 13.7  | Jeff Ogden (2000-01), 51 returns      |
| 11.4  | Freddie Solomon (1975-77), 71 returns |
| 10.51 | Tom Vigorito (1981-85), 79 returns    |
| 10.47 | Jake Scott (1970-75), 127 returns     |
| 10.4  | Davone Bess (2008-12), 115 returns    |

### SEASON (min: 15 returns)

|       |                                    |
|-------|------------------------------------|
| 17.0  | Jeff Ogden (2000), 19 returns      |
| 12.5  | Nate Jacquet (1999), 28 returns    |
| 12.3  | Freddie Solomon (1975), 26 returns |
| 12.21 | Terrell Buckley (1998), 29 returns |
| 12.15 | Marcus Thigpen (2012), 26 returns  |

### GAME (min: 3 returns)

|      |  |
|------|--|
| 33.0 | Ted Ginn Jr. (11/18/07 at Philadelphia), 3-99 yards  |
| 28.3 | Jakeem Grant Sr. (10/7/18 at Cincinnati), 3-85 yards |
| 26.3 | Tom Vigorito (9/12/82 at N.Y. Jets), 3-79 yards      |
| 26.3 | Wes Welker (9/7/06 at Pittsburgh), 3-79 yards        |
| 22.8 | O.J. McDuffie (12/13/93 vs. Pittsburgh), 5-114 yards |

### MOST FAIR CATCHES

#### CAREER

|    |                         |
|----|-------------------------|
| 91 | O.J. McDuffie (1993-01) |
| 85 | Davone Bess (2008-12)   |
| 64 | Wes Welker (2004-06)    |
| 55 | Jake Scott (1970-75)    |
| 53 | Jarvis Landry (2014-17) |

### SEASON

|    |                               |
|----|-------------------------------|
| 29 | Wes Welker (2006)             |
| 24 | O.J. McDuffie (1996)          |
| 24 | Davone Bess (2011)            |
| 24 | <b>Braxton Berrios (2023)</b> |
| 23 | Wes Welker (2005)             |

### GAME

|   |                                   |
|---|-----------------------------------|
| 6 | Jake Scott (12/20/70 vs. Buffalo) |
|---|-----------------------------------|

## KICKOFF RETURNS

### MOST KICKOFF RETURNS

#### CAREER

|     |                          |
|-----|--------------------------|
| 166 | Wes Welker (2004-06)     |
| 147 | Ted Ginn, Jr. (2007-09)  |
| 123 | Fulton Walker (1981-85)  |
| 111 | Mercury Morris (1969-75) |
| 107 | Brock Marion (1998-03)   |

### SEASON

|    |                                    |
|----|------------------------------------|
| 63 | Ted Ginn, Jr. (2007), 22.7 average |
| 62 | Brock Marion (1999), 24.6 average  |
| 61 | Wes Welker (2005), 22.6 average    |
| 57 | Wes Welker (2004), 23.0 average    |
| 52 | Ted Ginn, Jr. (2009), 24.9 average |

### GAME

|    |  |
|----|--|
| 8  | Joe Cribbs (12/18/88 at Pittsburgh), 21.1 average      |
| *8 | Marc Logan (1/12/91 at Buffalo), 17.3 average          |
| 8  | Ted Ginn, Jr. (12/2/07 vs. N.Y. Jets), 24.8 average    |
| 8  | Ted Ginn, Jr. (11/23/08 vs. New England), 19.3 average |

### MOST KICKOFF RETURN YARDS

#### CAREER

|       |                          |
|-------|--------------------------|
| 3,756 | Wes Welker (2004-06)     |
| 3,386 | Ted Ginn, Jr. (2007-09)  |
| 2,947 | Mercury Morris (1969-75) |
| 2,944 | Fulton Walker (1981-85)  |
| 2,517 | Brock Marion (1998-03)   |



## INDIVIDUAL RECORDS

### SEASON

|       |                                    |
|-------|------------------------------------|
| 1,524 | Brock Marion (1999), 24.6 average  |
| 1,433 | Ted Ginn, Jr. (2007), 22.7 average |
| 1,379 | Wes Welker (2005), 22.6 average    |
| 1,313 | Wes Welker (2004), 23.0 average    |
| 1,296 | Ted Ginn, Jr. (2009), 24.9 average |

### GAME

|     |  |
|-----|--|
| 299 | Ted Ginn, Jr. (11/1/09 at N.Y. Jets), long 101t  |
| 215 | Travis Minor (10/13/02 at Denver), long 66       |
| 210 | Wes Welker (1/2/05 at Baltimore), long 95t       |
| 205 | Albert Johnson (9/29/02 at Kansas City), long 49 |
| 204 | Gene Milton (9/21/68 vs. Oakland), long 73       |

### MOST KICKOFF RETURN TOUCHDOWNS

#### CAREER

|   |                            |
|---|----------------------------|
| 3 | Mercury Morris (1969-75)   |
| 2 | Ted Ginn, Jr. (2007-09)    |
| 2 | Jakeem Grant Sr. (2016-21) |

#### SEASON

|   |                      |
|---|----------------------|
| 2 | Ted Ginn, Jr. (2009) |
|---|----------------------|

### GAME

|   |  |
|---|--|
| 2 | Ted Ginn, Jr. (11/1/09 at N.Y. Jets), 100, 101 yards |
|---|--|

### LONGEST KICKOFF RETURNS

|       |   |
|-------|---|
| 105t  | Mercury Morris (9/14/69 at Cincinnati)  |
| 102t  | Jakeem Grant Sr. (9/9/18 vs. Tennessee) |
| 101t  | Ted Ginn, Jr. (11/1/09 at N.Y. Jets)    |
| 101t  | Jakeem Grant Sr. (11/17/19 vs. Buffalo) |
| 100t  | Ted Ginn, Jr. (11/1/09 at N.Y. Jets)    |
| **98t | Fulton Walker (1/30/83 vs. Washington)  |
| 97t   | Marc Logan (10/1/89 at Houston)         |
| 96t   | Mercury Morris (12/6/70 vs. Boston)     |
| 96t   | Marcus Thigpen (11/15/12 at Buffalo)    |
| 96t   | Kenyan Drake (11/6/16 vs. N.Y. Jets)    |
| 95t   | Joe Auer (9/2/66 vs. Oakland)           |
| 95t   | Bobby Neff (9/14/68 vs. Houston)        |
| 95t   | Wes Welker (1/2/05 at Baltimore)        |

### HIGHEST KICKOFF RETURN AVERAGE

#### CAREER (min: 50 returns)

|       |   |
|-------|---|
| 26.5  | Mercury Morris (1969-75), 111 returns     |
| 25.3  | Duriel Harris (1976-83, 1985), 56 returns |
| 24.81 | Marcus Thigpen (2012-13), 77 returns      |
| 24.79 | Jakeem Grant Sr. (2016-21), 89 returns    |
| 23.9  | Fulton Walker (1981-85), 123 returns      |

#### SEASON (min: 14 returns)

|      |  |
|------|--|
| 32.9 | Duriel Harris (1976), 17 returns, 559 yards    |
| 29.7 | Jakeem Grant Sr. (2018), 18 returns, 535 yards |
| 29.6 | Gary Davis (1977), 14 returns, 414 yards       |
| 29.0 | Mercury Morris (1970), 28 returns, 812 yards   |
| 28.2 | Mercury Morris (1971), 15 returns, 423 yards   |

#### GAME (min: 3 returns)

|        |   |
|--------|---|
| 49.8   | Ted Ginn, Jr. (11/1/09 at N.Y. Jets), 6-299   |
| 47.7   | Fulton Walker (10/16/83 at N.Y. Jets), 3-143  |
| **47.5 | Fulton Walker (1/30/83 vs. Washington), 4-190 |
| 46.7   | Joe Auer (9/2/66 vs. Oakland), 3-140          |
| 46.0   | Marc Logan (10/1/89 at Houston), 3-138        |

## INTERCEPTIONS

### MOST INTERCEPTIONS

#### CAREER

|    |                                |
|----|--------------------------------|
| 35 | Jake Scott (1970-75)           |
| 34 | Dick Anderson (1968-77)        |
| 31 | Sam Madison (1997-05)          |
| 29 | Glenn Blackwood (1979-87)      |
| 29 | Patrick Surtain (1998-04)      |
| 29 | <b>Xavien Howard (2016-23)</b> |

#### SEASON

|    |                                       |
|----|---------------------------------------|
| 10 | Dick Westmoreland (1967), 127 yards   |
| 10 | <b>Xavien Howard (2020), 71 yards</b> |
| 8  | Willie West (1966), 62 yards          |
| 8  | Dick Anderson (1968), 230 yards       |
| 8  | Dick Anderson (1970), 191 yards       |
| 8  | Dick Anderson (1973), 163 yards       |
| 8  | Jake Scott (1974), 75 yards           |
| 8  | Terrell Buckley (1998), 157 yards     |
| 8  | Sam Madison (1998), 114 yards         |

### GAME

|    |  |
|----|--|
| 4  | Dick Anderson (12/3/73 vs. Pittsburgh), 121 yards  |
| 3  | Willie West (10/23/66 at Houston), 49 yards        |
| 3  | Dick Westmoreland (11/26/67 vs. Buffalo), 43 yards |
| 3  | Charlie Babb (9/22/75 vs. Oakland), 18 yards       |
| 3  | Curtis Johnson (10/19/75 vs. N.Y. Jets), 25 yards  |
| 3  | Larry Gordon (12/10/78 vs. Oakland), 35 yards      |
| *3 | A.J. Duhe (1/23/83 vs. N.Y. Jets), 36 yards        |
| 3  | William Judson (10/16/83 at N.Y. Jets), 23 yards   |
| 3  | Louis Oliver (10/4/92 at Buffalo), 170 yards       |
| 3  | Sam Madison (11/7/99 vs. Tennessee), 101 yards     |

### MOST INTERCEPTIONS BY A ROOKIE

#### SEASON

|   |                                  |
|---|----------------------------------|
| 8 | Dick Anderson (1968), 230 yards  |
| 5 | Lloyd Mumphord (1969), 102 yards |
| 5 | Jake Scott (1970), 112 yards     |
| 5 | Don McNeal (1980), 17 yards      |

### GAME

|   |   |
|---|---|
| 2 | Dick Anderson (11/24/68 at Boston), 109 yards       |
| 2 | Lloyd Mumphord (12/7/69 vs. Denver), 0 yards        |
| 2 | Curtis Johnson (10/3/70 vs. Oakland), 26 yards      |
| 2 | Gerald Small (12/10/78 vs. Oakland), 85 yards       |
| 2 | Don McNeal (10/12/80 at New England), 2 yards       |
| 2 | Jarvis Williams (10/9/88 at L.A. Raiders), 23 yards |

### MOST CONSECUTIVE GAMES WITH AN INTERCEPTION

|   |   |
|---|---|
| 5 | Dick Westmoreland (9th through 13th in 1967)    |
| 5 | <b>Xavien Howard (9th through 13th in 2020)</b> |

### MOST INTERCEPTION RETURN YARDS

#### CAREER

|     |   |
|-----|---|
| 792 | Dick Anderson (1968-77), 23.3 average         |
| 569 | Louis Oliver (1989-93, 1995-96), 23.7 average |
| 487 | Sam Madison (1997-05), 15.7 average           |
| 431 | Brock Marion (1998-03), 21.6 average          |
| 425 | Jake Scott (1970-75), 12.1 average            |
| 425 | Terrell Buckley (1995-99, 2003), 17.7 average |

#### SEASON

|     |  |
|-----|--|
| 230 | Dick Anderson (1968), 8 for 28.8 average |
| 227 | Brock Marion (2001), 5 for 45.4 average  |



## INDIVIDUAL RECORDS

|     |  |
|-----|--|
| 200 | Louis Oliver (1992), 5 for 40.0 average  |
| 198 | Jimmy Warren (1966), 5 for 39.6 average  |
| 191 | Dick Anderson (1970), 8 for 23.9 average |

### GAME

|     |   |
|-----|---|
| 170 | Louis Oliver (10/4/92 at Buffalo), 3 interceptions      |
| 121 | Dick Anderson (12/3/73 vs. Pittsburgh), 4 interceptions |
| 107 | Dick Anderson (11/24/68 at Boston), 2 interceptions     |
| 101 | Sam Madison (11/7/99 vs. Tennessee), 3 interceptions    |
| 100 | Brock Marion (1/6/02 vs. Buffalo), 1 interception       |

### LONGEST INTERCEPTION RETURNS

|            |  |
|------------|--|
| 103t       | Louis Oliver (10/4/92 at Buffalo), Jim Kelly   |
| 100t       | Brock Marion (1/6/02 vs. Buffalo), Travis Brown  |
| <b>99t</b> | <b>Jevon Holland (11/24/23 at N.Y. Jets), Tim Boyle</b>                                    |
| 96t        | Dick Anderson (11/24/68 at Boston), Tom Sherman  |
| 94t        | Brent Grimes (10/31/13 vs. Cincinnati), Andy Dalton  |
| 91t        | Terrell Buckley (10/13/96 at Buffalo), Jim Kelly   |
| 86t        | Dick Anderson (12/20/70 vs. Buffalo), Dennis Shaw  |
| 86t        | William Judson (60t), Mike Kozlowski (26, lateral), (9/9/84 vs. New England), Steve Grogan |
| 85t        | Eldon Roberts (9/26/21 at Las Vegas), Derek Carr   |
| 81t        | Louis Delmas (10/26/14 at Jacksonville), Blake Bortles                                     |
| 76t        | Troy Vincent (58t), Gene Atkins (18, lateral), (12/12/94 vs. Kansas City), Steve Bono      |
| 74t        | Terrell Buckley (12/21/03 at Buffalo), Drew Bledsoe  |
| 70t        | Jimmy Warren (11/13/66 at Kansas City), Len Dawson   |
| 70         | Sammy Knight (11/27/03 at Dallas), Quincy Carter   |

### INTERCEPTIONS RETURNED FOR TOUCHDOWNS

#### CAREER

|   |                                      |
|---|--------------------------------------|
| 4 | Reshad Jones (2010-19)               |
| 4 | Zach Thomas (1996-2007)              |
| 3 | Dick Anderson (1968-77)              |
| 3 | Terrell Buckley (1995-99, 2003)      |
| 3 | Jason Taylor (1997-2007, 2009, 2011) |

#### SEASON

|   |                                     |
|---|-------------------------------------|
| 2 | Bill Stanfill (1969), 15, 17 yards  |
| 2 | Dick Anderson (1973), 27, 38 yards  |
| 2 | Mike Kozlowski (1983), 35, 38 yards |
| 2 | Zach Thomas (1998), 17, 1 yards     |
| 2 | Brock Marion (2001), 26, 100 yards  |
| 2 | Jason Taylor (2006), 20, 51 yards   |
| 2 | Reshad Jones (2015), 30, 23 yards   |

#### GAME

|   |   |
|---|---|
| 2 | Dick Anderson (12/3/73 vs. Pittsburgh)  |
| 2 | Mike Kozlowski (12/16/83 vs. N.Y. Jets) |

## SACKS

### MOST SACKS

#### CAREER

|       |                                      |
|-------|--------------------------------------|
| 131.0 | Jason Taylor (1997-2007, 2009, 2011) |
| 98.0  | Cameron Wake (2009-18)               |
| 69.5  | Bill Stanfill (1969-76)              |
| 65.5  | Doug Betters (1978-87)               |
| 65.0  | Vern Den Herder (1971-82)            |

#### SEASON

|      |                      |
|------|----------------------|
| 18.5 | Bill Stanfill (1973) |
| 18.5 | Jason Taylor (2002)  |
| 17.5 | Joey Porter (2008)   |

|      |                        |
|------|------------------------|
| 16.5 | Trace Armstrong (2000) |
| 16.0 | Doug Betters (1983)    |

### GAME

|     |  |
|-----|--|
| 5.0 | Bill Stanfill (10/7/73 vs. N.Y. Jets)    |
| 5.0 | Vern Den Herder (10/21/73 vs. Buffalo)   |
| 5.0 | Bill Stanfill (11/17/74 vs. Buffalo)     |
| 4.5 | Cameron Wake (9/30/12 at Arizona)        |
| 4.0 | Vern Den Herder (9/22/74 at Buffalo)     |
| 4.0 | Vern Den Herder (11/11/79 vs. Baltimore) |
| 4.0 | Doug Betters (9/4/83 at Buffalo)         |
| 4.0 | E.J. Junior (10/6/91 at New England)     |
| 4.0 | Joey Porter (9/21/08 at New England)     |
| 4.0 | Cameron Wake (10/18/15 at Tennessee)     |

### MOST SACKS BY A ROOKIE

#### SEASON

|            |                               |
|------------|-------------------------------|
| <b>8.5</b> | <b>Jaelan Phillips (2021)</b> |
| 8.0        | Bill Stanfill (1969)          |
| 8.0        | Lorenzo Bromell (1998)        |
| 7.0        | A.J. Duhe (1977)              |
| 6.0        | Marco Coleman (1992)          |

### GAME

|            |  |
|------------|--|
| 3.0        | A.J. Duhe (11/6/77 at N.Y. Jets)                 |
| 3.0        | Marco Coleman (10/25/92 vs. Indianapolis)        |
| <b>3.0</b> | <b>Jaelan Phillips (11/29/21 vs. Carolina)</b>   |
| 2.0        | Bill Stanfill (10/26/69 vs. Buffalo)             |
| 2.0        | Bob Baumhower (11/20/77 at Cincinnati)           |
| 2.0        | A.J. Duhe (12/11/77 at New England)              |
| 2.0        | Doug Betters (10/29/78 vs. Baltimore)            |
| 2.0        | Charles Bowser (1/2/83 at Baltimore)             |
| 2.0        | John Bosa (12/17/87 vs. N.Y. Jets)               |
| 2.0        | Marco Coleman (11/1/92 at N.Y. Jets)             |
| 2.0        | Shane Burton (12/1/96 at Oakland)                |
| 2.0        | Derrick Rodgers (10/12/97 at N.Y. Jets)          |
| 2.0        | Lorenzo Bromell (9/13/98 vs. Buffalo)            |
| 2.0        | Lorenzo Bromell (11/29/98 vs. New Orleans)       |
| 2.0        | Olivier Vernon (10/14/12 vs. St. Louis)          |
| <b>2.0</b> | <b>Jerome Baker (10/7/18 at Cincinnati)</b>      |
| <b>2.0</b> | <b>Jaelan Phillips (12/5/21 vs. N.Y. Giants)</b> |

## FUMBLES

### MOST FUMBLES

#### CAREER

|     |                          |
|-----|--------------------------|
| 110 | Dan Marino (1983-99)     |
| 52  | Bob Griese (1967-80)     |
| 51  | Ryan Tannehill (2012-18) |
| 34  | Tony Nathan (1979-87)    |
| 31  | Mercury Morris (1969-75) |

#### SEASON

|           |                              |
|-----------|------------------------------|
| 14        | Matt Moore (2011)            |
| 13        | Gus Frerotte (2005)          |
| <b>13</b> | <b>Tua Tagovailoa (2023)</b> |
| 10        | Dan Marino (1988)            |
| 10        | A.J. Feeley (2004)           |
| 10        | Ryan Tannehill (2015)        |



## INDIVIDUAL RECORDS

### GAME

- 4 Craig Erickson (10/6/96 vs. Seattle)
- 4 Cleo Lemon (12/9/07 at Buffalo)
- 4 Jay Cutler (12/17/17 at Buffalo)
- 3 **11 times (last: Tua Tagovailoa, 1/2/2022 at Tennessee)**

### MOST FUMBLES BY A ROOKIE

#### SEASON

- 9 Ryan Tannehill (2012)
- 8 Tony Nathan (1979)
- 7 Scott Schwedes (1987)
- 7 John Beck (2007)
- 7 Jarvis Landry (2014)

### GAME

- 3 Rick Norton (9/9/66 vs. N.Y. Jets)
- 3 Scott Schwedes (12/13/87 at Philadelphia)
- 3 John Beck (12/2/07 vs. N.Y. Jets)
- 3 Jamil Douglas (11/29/15 at N.Y. Jets)

### MOST OWN FUMBLE RECOVERIES

#### CAREER

- 42 Dan Marino (1983-99)
- 23 Bob Griese (1967-80)
- 16 Ryan Tannehill (2012-18)

#### SEASON

- 9 **Tua Tagovailoa (2023)**
- 7 Dan Marino (1988)
- 6 Bob Griese (1971)
- 6 Jay Cutler (2017)

### GAME

- 4 Jay Cutler (12/17/17 at Buffalo)
- 3 Rick Norton (11/9/69 at Boston)
- 3 Craig Erickson (10/6/96 vs. Seattle)
- 3 Lamont Brightful (9/19/04 at Cincinnati)
- 3 Cleo Lemon (12/9/07 at Buffalo)
- 3 Ryan Tannehill (11/29/15 at N.Y. Jets)

### MOST OPPONENT FUMBLE RECOVERIES

#### CAREER

- 27 Jason Taylor (1997-2007, 2009, 2011)
- 16 Bob Baumhower (1977-86)
- 15 Dick Anderson (1968-77)
- 14 Vern Den Herder (1971-82)
- 13 Glenn Blackwood (1979-87)

#### SEASON

- 5 Dick Anderson (1972)
- 5 Bud Brown (1985)
- 4 12 times (last – Kiko Alonso, 2016)

### GAME

- 2 Tom Nomina (11/13/66 at Kansas City), 0 yards
- 2 Art Powell (10/18/70 at Buffalo), 0 yards
- 2 Jim Riley (11/7/76 vs. Buffalo), 0 yards
- 2 Jeris White (11/28/76 at Cleveland), 0 yards
- 2 Bob Baumhower (12/11/77 at New England), 0 yards
- 2 Tim Foley (11/29/79 vs. New England), 2 yards
- 2 Glenn Blackwood (10/19/80 vs. Buffalo), 0 yards
- 2 Doug Betters (11/6/83 at San Francisco), 0 yards
- 2 Bud Brown (9/8/85 vs. Houston), 6 yards
- 2 Bryan Cox (10/31/93 vs. Kansas City), 1 yard

- 2 Jason Taylor (10/7/01 vs. New England), 1 yard, 1 TD
- 2 Reshad Jones (12/23/12 vs. Buffalo), 24 yards
- 2 Reshad Jones (10/8/17 vs. Tennessee), 38 yards

### FUMBLE RETURNS FOR TOUCHDOWNS

- 85t Jason Taylor (9/11/05 vs. Denver), Jake Plummer
- 78t **Andrew Van Ginkel (11/1/20 vs. L.A. Rams), Jared Goff**
- 59t Trell Hooper (10/11/87 vs. Kansas City), Robert Parker
- 59t **Tyreek Hill (12/11/22 at L.A. Rams), Jeff Wilson Jr.**
- 55t Liffort Hobley (10/11/87 vs. Kansas City), Chris Smith
- 50t Cortland Finnegan (9/28/14 at Oakland in London), Matt McGloin
- 49t **Xavien Howard (11/11/21 vs. Baltimore), Sammy Watkins**
- 48t Renaldo Hill (11/19/06 vs. Minnesota), Chester Taylor
- 48t Jason Taylor (11/1/09 at N.Y. Jets), Shonn Greene
- 44t Don Bessillieu (10/19/80 vs. Buffalo), Joe Cribbs
- 43t Michael Lehan (12/2/07 vs. N.Y. Jets), Kellen Clemens
- 38t Reshad Jones (10/8/17 vs. Tennessee), Matt Cassel
- 37t Pat Johnson (12/24/95 at St. Louis), Todd Kinchen
- 36t Shaq Lawson (11/8/20 at Arizona), Kyle Murray
- 35t Dick Anderson (10/15/72 vs. San Diego), Mke Garrett
- 34t Jason Taylor (11/27/03 at Dallas), Quincy Carter
- 29t Jason Taylor (10/1/00 at Cincinnati), Akili Smith
- 25t Mike Kozlowski (12/6/81 vs. New England), Sam Cunningham
- 22t Terrell Buckley (10/27/97 vs. Chicago), Ricky Proehl
- 21t Bob Baumhower (10/7/84 at Pittsburgh), Mark Malone
- 20t Sam Madison (10/8/00 vs. Buffalo), Sammy Morris
- 19t Liffort Hobley (10/9/88 at L.A. Raiders), Vance Mueller
- 16t **Xavien Howard (11/27/22 vs. Houston Texans), Jordan Akins**
- 15t Jimmy Warren off lateral from Bob Neff, (12/16/67 vs. Boston), Jim Nance
- 14t Reshad Jones (11/26/17 at New England), Tom Brady
- 13t Nick Buoniconti (9/30/73 vs. New England), John Tarver
- 13t Bob Baumhower (10/9/78 vs. Cincinnati), Dave Turner
- 13t Brian Sochia (12/30/90 vs. Indianapolis), Jeff George
- 10t Willie West (10/6/68 at Houston), Bob Davis
- 10t Sean Hill (9/1/96 vs. New England), Louis Oliver
- 7t Bob Brudzinski (10/27/85 at Detroit), Eric Hipple
- \*5t **Zach Sieler (1/15/23 at Buffalo), Josh Allen**
- 4t O.J. McDuffie (10/12/97 at N.Y. Jets), Charles Jordan
- 4t Jason Taylor (9/13/99 at Denver), Brian Griese
- 2t Randy McMichael (10/12/03 at Jacksonville), Obafemi Ayanbadejo
- 2t Melvin Ingram (9/11/22 vs. New England), Mac Jones
- 1t Cliff Odum (10/28/90 at Indianapolis), Jack Trudeau
- 1t Jason Taylor (10/7/01 vs. New England), Tom Brady
- 1t Derrick Pope (11/28/04 at San Francisco), Tim Rattay
- 0t Chuck Klingbeil (9/22/91 vs. Green Bay), Don Majkowski
- 0t Scott Miller (9/1/96 vs. New England), Stanley Pritchett
- 0t Tim Bowens (11/30/97 at Oakland), Jeff George
- 0t Travis Minor (10/28/01 at Seattle), Jay Fiedler
- 0t Trent Gamble (9/8/02 vs. Detroit), Chris Cash
- 0t Koa Misi (9/19/10 at Minnesota), Brett Favre
- 0t Sam Eguavoen (1/9/22 vs. New England), Jakobi Meyers

### FUMBLE RETURNS FOR TOUCHDOWNS

#### CAREER

- 6 Jason Taylor (1997-2007, 2009, 2011)
- 2 Bob Baumhower (1977-86)
- 2 Liffort Hobley (1987-93)
- 2 Reshad Jones (2010-19)



## INDIVIDUAL RECORDS

### TAKEAWAYS

(interceptions/fumble recoveries)

#### MOST TAKEAWAYS

##### CAREER

|    |  |
|----|--|
| 51 | Dick Anderson (1968-77), 34 INTs, 17 FRs             |
| 42 | Jake Scott (1970-75), 35 INTs, 7 FRs                 |
| 41 | Glenn Blackwood (1979-87), 29 INTs, 12 FRs           |
| 35 | Sam Madison (1997-05), 31 INTs, 4 FRs                |
| 35 | Jason Taylor (1997-2007, 2009, 2011), 8 INTs, 27 FRs |

##### SEASON

|    |                                      |
|----|--------------------------------------|
| 11 | Dick Anderson (1970), 8 INTs, 3 FRs  |
| 11 | Jake Scott (1974), 8 INTs, 3 FRs     |
| 10 | Dick Westmoreland (1967), 10 INTs    |
| 10 | <b>Xavier Howard (2020), 10 INTs</b> |
| 9  | Dick Anderson (1968), 8 INTs, 1 FR   |
| 9  | Dick Anderson (1972), 3 INTs, 6 FRs  |
| 9  | Terrell Buckley (1998), 8 INTs, 1 FR |

##### GAME

|   |  |
|---|--|
| 4 | Dick Anderson (12/3/73 vs. Pittsburgh), 4 INTs     |
| 4 | Jeris White (11/26/76 at Cleveland), 2 INTs, 2 FRs |

#### MOST TAKEAWAYS BY A ROOKIE

##### SEASON

|   |                                       |
|---|---------------------------------------|
| 9 | Dick Anderson (1968), 8 INTs, 1 FR    |
| 7 | Lloyd Mumphord (1969), 5 INTs, 2 FRs  |
| 7 | Curtis Johnson (1970), 3 INTs, 4 FRs  |
| 7 | Jarvis Williams (1988), 4 INTs, 3 FRs |

##### GAME

|   |   |
|---|---|
| 3 | Lloyd Mumphord (12/7/69 vs. Denver), 2 INTs, 1 FR |
|---|---|

### BLOCKED KICKS

#### MOST BLOCKED KICKS

##### CAREER

|   |   |
|---|---|
| 9 | Curtis Johnson (1970-78), 6 FGs, 2 Punts, 1 PAT |
| 8 | Lloyd Mumphord (1969-74), 7 FGs, 1 Punt         |
| 5 | Vern Den Herder (1971-82), 4 FGs, 1 Punt        |
| 5 | William Judson (1982-89), 3 FGs, 2 Punts        |
| 5 | Jeff Cross (1988-95), 3 FGs, 1 Punt, 1 PAT      |

##### SEASON

|   |                                      |
|---|--------------------------------------|
| 4 | Wahoo McDaniel (1966), 1 FG, 3 PATs  |
| 3 | Frank Cornish (1970), 2 FGs, 1 PAT   |
| 3 | Curtis Johnson (1972), 1 FG, 2 Punts |
| 3 | Shane Burton (1998), 3 FGs           |

#### MOST BLOCKED FIELD GOALS

##### CAREER

|   |                           |
|---|---------------------------|
| 7 | Lloyd Mumphord (1969-74)  |
| 6 | Curtis Johnson (1970-78)  |
| 4 | Vern Den Herder (1971-82) |
| 4 | Bob Baumhower (1977-86)   |

##### SEASON

|   |                     |
|---|---------------------|
| 3 | Shane Burton (1998) |
|---|---------------------|

#### BLOCKED FIELD GOAL RETURNS FOR TOUCHDOWNS

|     |  |
|-----|--|
| 51t | Lloyd Mumphord (12/6/70 vs. Boston), Gino Capelletti |
| 47t | Curtis Johnson (12/19/71 vs. Green Bay), Tim Webster |

#### LONGEST SHORT FIELD GOAL RETURNS

|    |  |
|----|--|
| 50 | Jake Scott (12/6/70 vs. Boston), Gino Capelletti |
|----|--|

#### MOST BLOCKED PUNTS

##### CAREER

|   |                          |
|---|--------------------------|
| 3 | Tim Foley (1970-80)      |
| 3 | Jimmy Wilson (2011-14)   |
| 3 | Curtis Johnson (1970-78) |
| 2 | William Judson (1982-89) |
| 2 | Marc Logan (1989-91)     |
| 2 | Terrence Fede (2014-17)  |

##### SEASON

|   |                       |
|---|-----------------------|
| 2 | Curtis Johnson (1972) |
| 2 | Tim Foley (1973)      |
| 2 | Marc Logan (1991)     |

#### BLOCKED PUNT RETURNS FOR TOUCHDOWNS

|     |   |
|-----|---|
| 25t | <b>Andrew Van Ginkel (11/6/22 at Chicago), Trenton Gill</b> |
| 19t | Mark Higgs (10/18/90 vs. New England), Brian Hansen         |
| 11t | Walt Aikens (12/17/16 at N.Y. Jets), Lachlan Edwards        |
| 8t  | Tim Foley (11/11/73 vs. Baltimore), David Lee               |
| *5t | Charlie Babb (12/24/72 vs. Cleveland), Don Cockroft         |
| 5t  | Tim Foley (11/11/73 vs. Baltimore), David Lee               |
| 2t  | Justin Coleman (11/28/21 vs. Carolina), Lachlan Edwards     |
| 0t  | Lex Hilliard (11/20/11 vs. Buffalo), Brian Moorman          |
| 0t  | Olivier Vernon (10/28/12 at N.Y. Jets), Robert Malone       |

#### MOST BLOCKED POINTS AFTER TOUCHDOWNS

##### CAREER

|   |                          |
|---|--------------------------|
| 3 | Wahoo McDaniel (1966-68) |
| 3 | Doug Betterts (1978-87)  |

#### DEFENSIVE 2-POINT CONVERSIONS

|   |  |
|---|--|
| 1 | Walt Aikens (12/11/16 vs. Arizona), returned blocked PAT (Jordan Phillips) |
|---|--|



# TEAM RECORDS

\* - Playoff Game      \*\* - Super Bowl

1966-77: 14 games    1983-86: 16 games    1978-81: 16 games    1987: 15 games    1982: 9 games    1988-2020: 16 games    2021-Present: 17 games

Records listed do not include 1982 regular season, which consisted of 9 games due to a players' strike.

# - Record includes game on 11/30/69 played at Tampa's Tampa Stadium and games on 10/28/07, 10/4/15 and 10/1/17 played at London's Wembley Stadium that were designated as home games.

^ - Record includes games on 9/28/14 played at London's Wembley Stadium, 10/17/21 played at London's Tottenham Hotspur Stadium and 11/5/23 played at Frankfurt's Frankfurt Stadium that were designated as road games.

## CHAMPIONSHIPS

### SUPER BOWL

2    1972, 1973

### AMERICAN FOOTBALL CONFERENCE

5    1971, 1972, 1973, 1982, 1984

### AFC EASTERN DIVISION

13    1971, 1972, 1973, 1974, 1979, 1981, 1983, 1984, 1985, 1992, 1994, 2000, 2008

### PLAYOFF BERTHS

25    1970, 1971, 1972, 1973, 1974, 1978, 1979, 1981, 1982, 1983, 1984, 1985, 1990, 1992, 1994, 1995, 1997, 1998, 1999, 2000, 2001, 2008, 2016, 2022, 2023

## GAMES

### REGULAR SEASON RECORD

496-399-4 (.554)

### PLAYOFF RECORD

20-23 (.465)

### OVERALL RECORD

516-422-4 (.550)

### HOME REGULAR-SEASON RECORD

286-160-3 (.640)#

### ORANGE BOWL REGULAR-SEASON RECORD:

110-38-3 (.738)

### HARD ROCK STADIUM REGULAR-SEASON RECORD

176-118 (.599)

### HOME PLAYOFF RECORD

15-7 (.682)

### ORANGE BOWL PLAYOFF RECORD

10-4 (.714)

### HARD ROCK STADIUM PLAYOFF RECORD

5-3 (.625)

### HOME OVERALL RECORD

301-167-3 (.642)#

### ORANGE BOWL OVERALL RECORD

120-42-3 (.736)

### HARD ROCK STADIUM OVERALL RECORD

181-121 (.599)

### ROAD REGULAR-SEASON RECORD

210-239-1 (.468)^

### ROAD PLAYOFF RECORD (INCLUDES SUPER BOWLS)

5-16 (.238)

### ROAD OVERALL RECORD (INCLUDES SUPER BOWLS)

215-255-1 (.458)^

### MOST WINS IN A SEASON

17    1972 (14 regular season, 3 playoffs)  
16    1984 (14 regular season, 2 playoffs)

### BEST SEASON WINNING PERCENTAGE

1.000 in 1972 (14-0 regular season, 3-0 playoffs)

### FEWEST WINS IN A SEASON

1 in 2007

### LOWEST SEASON WINNING PERCENTAGE

.063 in 2007 (1-15)

## CONSECUTIVES

### MOST WINS

18    1st in 1972 through 1st in 1973

### MOST REGULAR SEASON WINS

16    14th in 1971 through 1st in 1973  
16    12th in 1983 through 11th in 1984

### MOST HOME WINS

31    10/17/71 through 12/15/74

### MOST REGULAR-SEASON HOME WINS

27    10/17/71 through 12/15/74

### MOST ROAD WINS

9    9/17/72 through 1/14/73

### MOST REGULAR-SEASON ROAD WINS

7    9/17/72 through 12/10/72  
7    12/4/83 through 11/4/84



## TEAM RECORDS

### MOST WINS IN A SERIES

20 vs. Buffalo, 1970-79

### MOST PRESEASON WINS

11 5th in 1975 through 3rd in 1977

### MOST LOSSES

16 14th in 2006 through 13th in 2007

### MOST REGULAR-SEASON LOSSES

16 14th in 2006 through 13th in 2007

### MOST HOME LOSSES

7 12/25/06 through 12/2/07  
7 11/18/10 through 10/23/11

### MOST ROAD LOSSES

11 12/17/06 through 9/14/08

### MOST LOSSES IN A SERIES

8 vs. N.Y. Jets, 1966-69  
8 vs. N.Y. Jets, 1998-2001

### MOST PRESEASON LOSSES

7 5th in 1988 through 2nd in 1990

## SCORING

### MOST POINTS SCORED

|        |     |                    |
|--------|-----|--------------------|
| Season | 513 | 1984               |
| Game   | 70  | 9/24/23 vs. Denver |

### FEWEST POINTS SCORED

|        |     |                                    |
|--------|-----|------------------------------------|
| Season | 213 | 1966                               |
| Game   | 0   | 24 times, last 9/19/21 vs. Buffalo |

### MOST POINTS ALLOWED

|        |     |                         |
|--------|-----|-------------------------|
| Season | 494 | 2019                    |
| Game   | *62 | 1/15/00 at Jacksonville |
|        | 59  | 9/8/19 vs. Baltimore    |

### FEWEST POINTS ALLOWED

|        |     |                                       |
|--------|-----|---------------------------------------|
| Season | 150 | 1973                                  |
| Game   | 0   | 28 times, last 12/17/23 vs. N.Y. Jets |

### MOST POINTS, BOTH TEAMS

|      |    |   |
|------|----|---|
| Game | 96 | at N.Y. Jets 51, Miami 45, OT (9/21/86) |
|      | 90 | Miami 70, vs. Denver 20 (9/24/03)       |
|      | 82 | at Buffalo 56, Miami 26 (1/3/21)        |

### FEWEST POINTS, BOTH TEAMS

|      |   |                                      |
|------|---|--------------------------------------|
| Game | 3 | at New England 3, Miami 0 (12/12/82) |
|      | 3 | at Pittsburgh 3, Miami 0 (11/26/07)  |
|      | 9 | New England 6, at Miami 3 (11/20/88) |

### MOST DECISIVE WIN

|      |    |                                 |
|------|----|---------------------------------|
| Game | 52 | 52-0 vs. New England (11/12/72) |
|      | 50 | 70-20 vs. Denver (9/24/23)      |
|      | 44 | 44-0 vs. Baltimore (11/11/73)   |
|      | 43 | 43-0 at N.Y. Jets (10/19/75)    |

### MOST DECISIVE LOSS

|      |     |                                 |
|------|-----|---------------------------------|
| Game | *55 | 62-7 at Jacksonville (1/15/00)  |
|      | 49  | 59-10 vs. Baltimore (9/8/19)    |
|      | 45  | 48-3 vs. Kansas City (9/28/68)  |
|      | 43  | 43-0 vs. New England (9/15/19)  |
|      | 41  | 41-0 at Kansas City (10/8/67)   |
|      | 41  | 41-0 at Indianapolis (12/14/97) |

### MOST TOUCHDOWNS SCORED

|        |    |                    |
|--------|----|--------------------|
| Season | 70 | 1984               |
| Game   | 10 | 9/24/23 vs. Denver |

### FEWEST TOUCHDOWNS SCORED

|        |    |                  |
|--------|----|------------------|
| Season | 26 | 1966, 2006, 2010 |
|--------|----|------------------|

### MOST TOUCHDOWNS ALLOWED

|        |    |                         |
|--------|----|-------------------------|
| Season | 57 | 2019                    |
| Game   | 8  | 9/18/66 at Buffalo      |
|        | *8 | 1/15/00 at Jacksonville |
|        | 8  | 9/8/19 vs. Baltimore    |
|        | 8  | 1/3/21 at Buffalo       |
|        | 8  | 12/31/23 at Baltimore   |

### FEWEST TOUCHDOWNS ALLOWED

|        |    |      |
|--------|----|------|
| Season | 14 | 1973 |
|--------|----|------|

### MOST TOUCHDOWNS SCORED BY

#### RUSHING

|        |    |                    |
|--------|----|--------------------|
| Season | 27 | 2023               |
| Game   | 5  | 9/24/23 vs. Denver |

#### PASSING

|        |    |                       |
|--------|----|-----------------------|
| Season | 49 | 1984                  |
| Game   | 6  | 11/24/77 at St. Louis |
|        | 6  | 9/21/86 at N.Y. Jets  |
|        | 6  | 9/18/22 at Baltimore  |

#### INTERCEPTION

|        |   |                          |
|--------|---|--------------------------|
| Season | 5 | 2001                     |
| Game   | 2 | 12/3/73 vs. Pittsburgh   |
|        | 2 | 9/12/82 at N.Y. Jets     |
|        | 2 | 12/16/83 vs. N.Y. Jets   |
|        | 2 | 12/6/98 at Oakland       |
|        | 2 | 10/26/14 at Jacksonville |

#### KICKOFF RETURN

|        |   |                      |
|--------|---|----------------------|
| Season | 2 | 2009                 |
| Game   | 2 | 11/1/09 at N.Y. Jets |

#### PUNT RETURN

|        |   |      |
|--------|---|------|
| Season | 2 | 1993 |
|--------|---|------|

#### FUMBLE RETURN

|        |   |                          |
|--------|---|--------------------------|
| Season | 3 | 1997, 2022               |
| Game   | 2 | 10/11/87 vs. Kansas City |
|        | 2 | 9/1/96 vs. New England   |

#### BLOCKED PUNT RETURN

|        |   |                        |
|--------|---|------------------------|
| Season | 2 | 1973                   |
| Game   | 2 | 11/11/73 vs. Baltimore |



## TEAM RECORDS

### FEWEST TOUCHDOWNS SCORED BY

#### RUSHING

|        |   |      |
|--------|---|------|
| Season | 4 | 2017 |
|--------|---|------|

#### PASSING

|        |    |            |
|--------|----|------------|
| Season | 12 | 2007, 1969 |
|--------|----|------------|

### MOST TOUCHDOWNS ALLOWED BY

#### RUSHING

|        |    |                      |
|--------|----|----------------------|
| Season | 23 | 1986                 |
| Game   | 5  | 9/4/88 at Chicago    |
|        | 5  | 9/8/19 vs. Baltimore |
|        | 5  | 10/9/22 at N.Y. Jets |

#### PASSING

|        |    |                          |
|--------|----|--------------------------|
| Season | 39 | 2019                     |
| Game   | 6  | 10/21/07 vs. New England |
|        | 6  | 9/8/19 vs. Baltimore     |
|        | 6  | 12/31/23 at Baltimore    |

#### INTERCEPTION

|        |   |                          |
|--------|---|--------------------------|
| Season | 8 | 2004                     |
| Game   | 2 | 12/18/88 at Pittsburgh   |
|        | 2 | 11/23/97 at New England  |
|        | 2 | 10/17/99 at New England  |
|        | 2 | 11/18/01 vs. N.Y. Jets   |
|        | 2 | 10/25/09 vs. New Orleans |
|        | 2 | 10/26/17 at Baltimore    |
|        | 2 | 9/15/19 vs. New England  |

#### KICKOFF RETURN

|        |   |                  |
|--------|---|------------------|
| Season | 2 | 1994, 2007, 2010 |
|--------|---|------------------|

#### PUNT RETURN

|        |   |            |
|--------|---|------------|
| Season | 2 | 2008, 2020 |
|--------|---|------------|

#### FUMBLE RETURN

|        |   |      |
|--------|---|------|
| Season | 3 | 1974 |
|--------|---|------|

#### BLOCKED FIELD GOAL RETURN

|        |   |                        |
|--------|---|------------------------|
| Season | 1 | 1979, 1989, 2010, 2014 |
|--------|---|------------------------|

### FEWEST TOUCHDOWNS ALLOWED BY

#### RUSHING

|        |   |            |
|--------|---|------------|
| Season | 6 | 1998, 1999 |
|--------|---|------------|

#### PASSING

|        |   |      |
|--------|---|------|
| Season | 5 | 1973 |
|--------|---|------|

### MOST POINTS AFTER TOUCHDOWN SCORED

|        |    |                    |
|--------|----|--------------------|
| Season | 66 | 1984               |
| Game   | 10 | 9/24/23 vs. Denver |

### MOST POINTS AFTER TOUCHDOWN SCORED, OPPONENT

|        |    |                         |
|--------|----|-------------------------|
| Season | 49 | 2007                    |
| Game   | *8 | 1/15/00 at Jacksonville |
|        | 8  | 9/8/19 vs. Baltimore    |
|        | 8  | 1/3/21 at Buffalo       |
|        | 8  | 12/31/23 at Baltimore   |

### MOST FIELD GOALS SCORED

|        |    |                      |
|--------|----|----------------------|
| Season | 39 | 1999                 |
| Game   | 7  | 12/8/19 at N.Y. Jets |

### MOST FIELD GOALS SCORED, OPPONENT

|        |    |                         |
|--------|----|-------------------------|
| Season | 34 | 2013                    |
| Game   | 5  | 9/28/69 at Houston      |
|        | 5  | 9/25/88 at Indianapolis |
|        | *5 | 1/17/93 vs. Buffalo     |
|        | 5  | 10/13/02 at Denver      |
|        | 5  | 9/7/03 vs. Houston      |
|        | 5  | 10/7/07 at Houston      |
|        | 5  | 9/14/14 at Buffalo      |
|        | 5  | 9/29/16 at Cincinnati   |
|        | 5  | 12/24/17 at Kansas City |

### MOST SAFETIES SCORED

|        |   |                    |
|--------|---|--------------------|
| Season | 3 | 2005, 2014         |
| Game   | 2 | 12/3/17 vs. Denver |

### MOST SAFETIES SCORED, OPPONENT

|        |   |                                     |
|--------|---|-------------------------------------|
| Season | 4 | 2015                                |
| Game   | 1 | 34 times, last 10/9/22 at N.Y. Jets |

### MOST 2-POINT CONVERSION ATTEMPTS

|        |    |                           |
|--------|----|---------------------------|
| Season | 10 | 1994                      |
| Game   | 4  | at Indianapolis, 11/26/95 |

### MOST 2-POINT CONVERSION ATTEMPTS, OPPONENT

|        |   |   |
|--------|---|---|
| Season | 5 | 1995, 2009, 2016, 2019                  |
| Game   | 2 | Six times, last 12/22/19 vs. Cincinnati |

### MOST 2-POINT CONVERSIONS

|        |   |                           |
|--------|---|---------------------------|
| Season | 6 | 1994                      |
| Game   | 2 | at Indianapolis, 11/26/95 |

### MOST 2-POINT CONVERSIONS, OPPONENT

|        |   |                         |
|--------|---|-------------------------|
| Season | 5 | 2016                    |
| Game   | 2 | 12/22/19 vs. Cincinnati |

### SCORE BY QUARTERS, DOLPHINS

|       |    |                          |
|-------|----|--------------------------|
| 1st – | 21 | 12/20/70 vs. Buffalo     |
|       | 21 | 10/2/77 vs. Houston      |
|       | 21 | 12/5/04 vs. Buffalo      |
|       | 21 | 10/25/15 vs. Houston     |
| 2nd – | 28 | 12/17/67 vs. Boston      |
|       | 24 | 10/23/77 vs. Seattle     |
|       | 24 | 10/29/78 vs. Baltimore   |
|       | 24 | 11/20/83 vs. Baltimore   |
|       | 24 | 10/9/88 at L.A. Raiders  |
|       | 24 | 12/1/91 vs. Tampa Bay    |
| 3rd – | 21 | 11/3/74 vs. Atlanta      |
|       | 21 | 9/12/82 at N.Y. Jets     |
|       | 21 | 9/2/84 at Washington     |
|       | 21 | 10/11/87 vs. Kansas City |
|       | 21 | 11/12/89 at N.Y. Jets    |
|       | 21 | 10/18/92 vs. New England |
|       | 21 | 12/12/94 vs. Kansas City |
|       | 21 | 9/3/95 vs. N.Y. Jets     |
|       | 21 | 10/29/00 vs. Green Bay   |
|       | 21 | 11/1/09 at N.Y. Jets     |
|       | 21 | 12/4/11 vs. Oakland      |
|       | 21 | 12/17/16 at N.Y. Jets    |
| 4th – | 28 | 9/18/22 at Baltimore     |
|       | 25 | 10/10/99 at Indianapolis |
|       | 24 | 11/25/01 at Buffalo      |
|       | 23 | 12/21/14 vs. Minnesota   |





## TEAM RECORDS

### SCORE BY QUARTERS, OPPONENT

|       |     |                          |
|-------|-----|--------------------------|
| 1st – | 24  | 9/28/68 vs. Kansas City  |
|       | *24 | 1/2/82 vs. San Diego     |
|       | *24 | 1/15/00 at Jacksonville  |
|       | 24  | 12/9/07 at Buffalo       |
| 2nd – | 31  | 12/14/97 at Indianapolis |
|       | 28  | 9/21/86 at N.Y. Jets     |
|       | 28  | 10/21/07 vs. New England |
|       | 28  | 1/3/21 at Buffalo        |
| 3rd – | 24  | 12/14/14 at New England  |
|       | 21  | 12/19/93 vs. Buffalo     |
|       | 21  | 12/4/94 vs. Buffalo      |
|       | 21  | 10/5/10 vs. New England  |
|       | 21  | 11/13/17 at Carolina     |
|       | 21  | 10/14/18 vs. Chicago     |
| 4th – | 30  | 10/23/00 at N.Y. Jets    |
|       | 28  | 10/2/66 at San Diego     |
|       | 28  | 12/15/91 at San Diego    |

### SCORE BY QUARTERS, BOTH TEAMS

|       |    |                           |
|-------|----|---------------------------|
| 1st – | 35 | 12/5/04 vs. Buffalo       |
|       |    | Miami 21, Buffalo 14      |
|       | 27 | 9/28/68 vs. Kansas City   |
| 2nd – | 42 | 9/21/86 at N.Y. Jets      |
|       |    | N.Y. Jets 28, Miami 14    |
|       | 35 | 9/3/95 vs. N.Y. Jets      |
|       |    | Miami 21, N.Y. Jets 14    |
|       | 35 | 10/21/07 vs. New England  |
|       |    | New England 28, Miami 7   |
|       | 35 | 12/9/18 vs. New England   |
|       |    | New England 21, Miami 14  |
| 3rd – | 37 | 11/1/09 at N.Y. Jets      |
|       |    | Miami 21, N.Y. Jets 16    |
|       | 29 | 9/4/94 vs. New England    |
|       |    | Miami 15, New England 14  |
|       | 28 | 12/10/67 vs. San Diego    |
|       |    | Miami 14, San Diego 14    |
|       | 28 | 12/19/93 vs. Buffalo      |
|       |    | Buffalo 21, Miami 7       |
|       | 28 | 11/27/94 at N.Y. Jets     |
|       |    | Miami 14, N.Y. Jets 14    |
| 4th – | 28 | 12/18/13 at Pittsburgh    |
|       |    | Miami 14, Pittsburgh 14   |
|       | 28 | 12/24/16 at Buffalo       |
|       |    | Miami 14, Buffalo 14      |
|       | 28 | 11/13/17 at Carolina      |
|       |    | Miami 7, Carolina 21      |
|       | 41 | 12/21/14 vs. Minnesota    |
|       |    | Miami 23, Minnesota 18    |
|       | 39 | 10/10/99 at Indianapolis  |
|       |    | Miami 25, Indianapolis 14 |
|       | 37 | 10/23/00 at N.Y. Jets     |
|       |    | N.Y. Jets 30, Miami 7     |

### MOST CONSECUTIVE QUARTERS HELD SCORELESS BY DOLPHINS

13 1973, 3rd Q in 8th through 3rd Q in 11th

### MOST CONSECUTIVE QUARTERS HELD SCORELESS BY OPPONENT

11 1970, 1st Q in 6th through 3rd Q in 8th

### SCORE BY HALVES, DOLPHINS

|       |    |                          |
|-------|----|--------------------------|
| 1st – | 41 | 10/25/15 vs. Houston     |
|       | 35 | 12/17/67 vs. Boston      |
|       | 35 | 9/24/23 vs. Denver       |
|       | 31 | 12/20/70 vs. Buffalo     |
|       | 31 | 12/2/85 vs. Chicago      |
|       | 31 | 12/7/86 at New Orleans   |
| 2nd – | 31 | 12/3/23 at Washington    |
|       | 35 | 9/18/22 at Baltimore     |
|       | 35 | 9/24/23 vs. Denver       |
|       | 31 | 9/22/85 vs. Kansas City  |
|       | 31 | 12/12/94 vs. Kansas City |
|       | 31 | 9/3/95 vs. N.Y. Jets     |
|       |    |                          |
|       |    |                          |

### SCORE BY HALVES, OPPONENT

|       |    |                          |
|-------|----|--------------------------|
| 1st – | 48 | 9/18/66 at Buffalo       |
| 2nd – | 38 | 10/2/66 at San Diego     |
|       | 36 | 10/25/09 vs. New Orleans |

### SCORE BY HALVES, BOTH TEAMS

|       |    |                          |
|-------|----|--------------------------|
| 1st – | 58 | 9/18/66 at Buffalo       |
|       |    | Buffalo 48, Miami 10     |
|       | 52 | 9/21/86 at N.Y. Jets     |
|       |    | N.Y. Jets 31, Miami 21   |
|       | 52 | 12/21/08 at Kansas City  |
| 2nd – |    | Kansas City 28, Miami 24 |
|       | 52 | 9/8/19 vs. Baltimore     |
|       |    | Baltimore 42, Miami 10   |
|       | 52 | 10/9/83 vs. Buffalo      |
|       |    | Miami 28, Buffalo 24     |

## TIME OF POSSESSION (SINCE 1977)

### HIGHEST TIME OF POSSESSION

|        |       |                          |
|--------|-------|--------------------------|
| Season | 32:38 | 1979                     |
| Game   | 45:07 | 9/21/09 vs. Indianapolis |
|        | 43:39 | 12/7/87 vs. N.Y. Jets    |
|        | 41:55 | 12/16/96 vs. Buffalo     |

### LOWEST TIME OF POSSESSION

|        |       |                     |
|--------|-------|---------------------|
| Season | 27:02 | 1988                |
| Game   | 14:28 | 9/4/88 at Chicago   |
|        | 16:32 | 10/1/89 at Houston  |
|        | 18:02 | 10/27/96 vs. Dallas |

### HIGHEST TIME OF POSSESSION ALLOWED

|        |       |                            |
|--------|-------|----------------------------|
| Season | 32:58 | 1988                       |
| Game   | 46:29 | 10/4/81 vs. N.Y. Jets (OT) |
|        | 45:32 | 9/4/88 at Chicago          |
|        | 44:53 | 10/27/97 vs. Chicago (OT)  |

### LOWEST TIME OF POSSESSION ALLOWED

|        |       |                          |
|--------|-------|--------------------------|
| Season | 27:22 | 1979                     |
| Game   | 14:53 | 9/21/09 vs. Indianapolis |
|        | 16:21 | 12/7/87 vs. N.Y. Jets    |
|        | 18:05 | 12/16/96 vs. Buffalo     |



## TEAM RECORDS

### SCORING DRIVES

#### LONGEST SCORING DRIVES

##### BY PLAYS

|    |  |
|----|--|
| 21 | 1/1/12 vs. N.Y. Jets (TD, 94 yards, 12:29)               |
| 18 | 11/11/07 vs. Buffalo (TD, 80 yards, 9:45)                |
| 18 | 9/14/08 at Arizona (TD, 89 yards, 7:04)                  |
| 18 | 12/27/09 vs. Houston (FG, 61 yards, 4:18)                |
| 17 | 7 times (last: 10/4/20 vs. Seattle [FG, 73 yards, 7:59]) |

##### BY YARDS

|    |   |
|----|---|
| 99 | 9/10/78 at Baltimore (TD, 7 plays, 3:53)  |
| 99 | 9/24/89 vs. N.Y. Jets (TD, 7 plays, 1:27) |
| 98 | 9/9/18 vs. Tennessee (TD, 12 plays, 5:21) |
| 97 | 12/15/02 vs. Oakland (TD, 13 plays, 7:53) |
| 97 | 12/28/14 vs. N.Y. Jets (TD, 1 play, 0:14) |
| 97 | 10/18/15 at Tennessee (TD, 9 plays, 5:30) |

##### BY TIME OF POSSESSION

|       |  |
|-------|--|
| 12:29 | 1/1/12 vs. N.Y. Jets (TD, 21 plays, 94)            |
| 10:30 | 10/16/94 vs. L.A. Raiders (FG, 10 plays, 65 yards) |
| 10:16 | 12/10/01 vs. Indianapolis (TD, 15 plays, 78 yards) |
| 10:09 | 11/9/09 at New England (TD, 16 plays, 66 yards)    |
| 10:01 | 10/27/74 vs. Baltimore (FG, 16 plays, 73 yards)    |

#### LONGEST SCORING DRIVES, OPPONENTS

##### BY PLAYS

|    |   |
|----|---|
| 20 | 11/24/97 at Chicago (FG, 77 yards, 11:07)               |
| 20 | 9/25/22 vs. Buffalo (FG, 87 yards, 9:22)                |
| 19 | 7 times, last: 12/22/13 at Buffalo (FG, 92 yards, 9:16) |

##### BY YARDS

|    |   |
|----|---|
| 99 | 12/11/76 vs. Minnesota (TD, 16 plays, 9:07) |
| 99 | 10/27/80 at N.Y. Jets (TD, 17 plays, 9:22)  |
| 99 | 9/30/01 at St. Louis (TD, 11 plays, 5:36)   |
| 99 | 9/12/11 vs. New England (TD, 1 play, 0:13)  |
| 99 | 12/11/16 vs. Arizona (TD, 12 plays, 6:43)   |
| 99 | 11/11/21 vs. Baltimore (TD, 9 plays, 4:12)  |

##### BY TIME OF POSSESSION

|       |  |
|-------|--|
| 12:45 | 12/14/75 at Baltimore (FG, 17 plays, 82 yards)     |
| 11:07 | 11/24/91 at Chicago (FG, 20 plays, 77 yards)       |
| 11:05 | 12/16/01 at San Francisco (TD, 17 plays, 98 yards) |

### FIRST DOWNS

#### MOST FIRST DOWNS

|        |     |                        |
|--------|-----|------------------------|
| Season | 387 | 1984                   |
| Game   | 36  | 12/21/14 vs. Minnesota |
|        | 34  | 11/24/77 at St. Louis  |
|        | 34  | 12/12/88 vs. Cleveland |

#### FEWEST FIRST DOWNS

|        |     |                       |
|--------|-----|-----------------------|
| Season | 200 | 1966                  |
| Game   | 6   | 11/14/99 at Buffalo   |
|        | 6   | 12/12/10 at N.Y. Jets |
|        | 6   | 12/22/13 at Buffalo   |

#### MOST FIRST DOWNS ALLOWED

|        |     |                       |
|--------|-----|-----------------------|
| Season | 361 | 2019                  |
| Game   | 39  | 11/27/88 at N.Y. Jets |
|        | *34 | 1/2/82 vs. San Diego  |
|        | 34  | 11/18/84 at San Diego |

#### FEWEST FIRST DOWNS ALLOWED

|        |     |                          |
|--------|-----|--------------------------|
| Season | 186 | 1972                     |
| Game   | 4   | 11/11/73 vs. Baltimore   |
|        | 5   | 9/2/79 at Buffalo        |
|        | 7   | 9/24/72 vs. Houston      |
|        | 7   | 10/28/90 at Indianapolis |

#### MOST FIRST DOWNS, BOTH TEAMS

|        |     |                          |
|--------|-----|--------------------------|
| Season | 701 | 1984                     |
| Game   | 60  | 9/10/23 at L.A. Chargers |
|        | *59 | 1/2/82 vs. San Diego     |
|        | 59  | 10/9/83 vs. Buffalo      |
|        | 59  | 11/27/88 at N.Y. Jets    |

#### FEWEST FIRST DOWNS, BOTH TEAMS

|        |     |  |
|--------|-----|--|
| Season | 410 | 1973                                     |
| Game   | 15  | 11/9/69 at Boston                        |
|        | 20  | 12/12/10 at N.Y. Jets                    |
|        | 21  | Three times, last 11/11/73 vs. Baltimore |

#### MOST FIRST DOWNS

##### BY RUSHING

|        |     |                       |
|--------|-----|-----------------------|
| Season | 170 | 1972                  |
| Game   | 19  | 10/29/72 at Baltimore |
|        | 19  | 11/24/77 at St. Louis |

##### BY PASSING

|        |     |                          |
|--------|-----|--------------------------|
| Season | 250 | 1986                     |
| Game   | 26  | 12/12/88 vs. Cleveland   |
|        | 24  | 9/15/85 vs. Indianapolis |
|        | 24  | 9/21/86 at N.Y. Jets     |
|        | 24  | 11/16/86 at Buffalo      |
|        | 24  | 9/24/89 vs. N.Y. Jets    |

##### BY PENALTY

|        |    |                        |
|--------|----|------------------------|
| Season | 41 | 2019                   |
| Game   | 7  | 11/8/15 at Buffalo     |
|        | 6  | 12/4/66 at Denver      |
|        | 6  | 11/26/67 vs. Buffalo   |
|        | 6  | 9/8/96 at Arizona      |
|        | 6  | 12/21/14 vs. Minnesota |
|        | 6  | 10/22/17 vs. N.Y. Jets |

#### FEWEST FIRST DOWNS

##### BY RUSHING

|        |    |                         |
|--------|----|-------------------------|
| Season | 61 | 2013                    |
| Game   | 0  | 10/15/67 at Boston      |
|        | *0 | 1/15/00 at Jacksonville |
|        | *0 | 1/6/01 at Oakland       |
|        | 0  | 9/19/04 at Cincinnati   |
|        | 0  | 10/6/13 vs. Baltimore   |
|        | 0  | 9/20/15 at Jacksonville |
|        | 0  | 11/24/15 at N.Y. Jets   |
|        | 0  | 9/24/17 at N.Y. Jets    |

##### BY PASSING

|        |    |                   |
|--------|----|-------------------|
| Season | 91 | 1973              |
| Game   | 1  | 9/4/83 at Buffalo |

##### BY PENALTY

|        |    |      |
|--------|----|------|
| Season | 12 | 2013 |
|--------|----|------|



## TEAM RECORDS

### MOST FIRST DOWNS ALLOWED

#### BY RUSHING

|        |      |                        |
|--------|------|------------------------|
| Season | 155  | 1988                   |
| Game   | **24 | 1/30/83 vs. Washington |
|        | *18  | 12/30/95 at Buffalo    |
|        | 18   | 9/13/20 at New England |

#### BY PASSING

|        |     |                       |
|--------|-----|-----------------------|
| Season | 215 | 2012                  |
| Game   | 26  | 10/11/21 at Tampa Bay |
|        | 23  | 11/27/88 at N.Y. Jets |

#### BY PENALTY

|        |    |                            |
|--------|----|----------------------------|
| Season | 42 | 2005                       |
| Game   | 7  | 10/9/83 vs. Buffalo        |
|        | 7  | 10/23/00 at N.Y. Jets (OT) |
|        | 7  | 11/13/16 at San Diego      |

### FEWEST FIRST DOWNS ALLOWED

#### BY RUSHING

|        |    |                        |
|--------|----|------------------------|
| Season | 66 | 1969                   |
| Game   | 0  | 12/20/70 vs. Buffalo   |
|        | 0  | 10/13/74 at Washington |
|        | *0 | 1/9/00 at Seattle      |
|        | 0  | 9/14/03 at N.Y. Jets   |
|        | 0  | 11/23/06 at Detroit    |
|        | 0  | 11/2/08 at Denver      |
|        | 0  | 10/4/09 vs. Buffalo    |
|        | 0  | 9/30/12 at Arizona     |
|        | 0  | 12/17/23 vs. N.Y. Jets |

#### BY PASSING

|        |    |                         |
|--------|----|-------------------------|
| Season | 78 | 1973                    |
| Game   | 0  | 12/8/68 vs. Boston      |
|        | 1  | 11/5/79 vs. Houston     |
|        | 1  | 12/12/82 at New England |

#### BY PENALTY

|        |   |            |
|--------|---|------------|
| Season | 8 | 1973, 1974 |
|--------|---|------------|

## TOTAL NET YARDS

### MOST NET YARDS

|        |       |                         |
|--------|-------|-------------------------|
| Season | 6,936 | 1984                    |
| Game   | 726   | 9/24/23 vs. Denver      |
|        | 584   | 10/23/88 vs. N.Y. Jets  |
|        | *569  | 1/6/85 vs. Pittsburgh   |
|        | 552   | 9/30/84 at St. Louis    |
|        | 552   | 10/21/84 at New England |

### FEWEST NET YARDS

|        |       |                         |
|--------|-------|-------------------------|
| Season | 3,458 | 1966                    |
| Game   | 88    | 10/12/80 at New England |
|        | 101   | 11/14/99 at Buffalo     |
|        | 103   | 12/22/13 at Buffalo     |

### MOST NET YARDS ALLOWED

|        |       |                         |
|--------|-------|-------------------------|
| Season | 6,364 | 2019                    |
| Game   | 643   | 9/8/19 vs. Baltimore    |
|        | 622   | 9/12/11 vs. New England |
|        | 597   | 11/27/88 at N.Y. Jets   |
|        | 593   | 10/3/76 vs. Los Angeles |

### FEWEST NET YARDS ALLOWED

|        |       |                          |
|--------|-------|--------------------------|
| Season | 3,281 | 1973                     |
| Game   | 76    | 10/21/73 vs. Buffalo     |
|        | 103   | 12/17/23 vs. N.Y. Jets   |
|        | 117   | 10/17/71 vs. New England |
|        | 118   | 10/16/66 vs. Denver      |
|        | 118   | 9/21/03 vs. Buffalo      |

### MOST NET YARDS GAINED, BOTH TEAMS

|        |        |                         |
|--------|--------|-------------------------|
| Season | 12,374 | 1986                    |
| Game   | 1,110  | 9/12/11 vs. New England |
|        | 1,089  | 9/24/23 vs. Denver      |
|        | 1,066  | 9/21/86 at N.Y. Jets    |

### FEWEST NET YARDS GAINED, BOTH TEAMS

|        |       |                     |
|--------|-------|---------------------|
| Season | 7,384 | 1973                |
| Game   | 335   | 10/16/66 vs. Denver |

## RUSHING

### MOST RUSHING YARDS

|        |       |                        |
|--------|-------|------------------------|
| Season | 2,960 | 1972                   |
| Game   | 350   | 9/24/23 vs. Denver     |
|        | 315   | 11/11/73 vs. Baltimore |
|        | 304   | 12/3/72 at New England |
|        | 302   | 10/24/71 at N.Y. Jets  |
|        | 302   | 11/7/71 vs. Buffalo    |

### FEWEST RUSHING YARDS

|        |       |                           |
|--------|-------|---------------------------|
| Season | 1,156 | 2019                      |
| Game   | 2     | 11/11/13 at Tampa Bay     |
|        | 7     | 11/19/06 vs. Minnesota    |
|        | 12    | 11/29/15 at N.Y. Jets     |
|        | 14    | 11/19/90 vs. L.A. Raiders |
|        | *14   | 1/9/99 at Denver          |
|        | 14    | 12/23/13 at Buffalo       |

### MOST RUSHING YARDS ALLOWED

|        |       |                        |
|--------|-------|------------------------|
| Season | 2,506 | 1988                   |
| Game   | *341  | 12/30/95 at Buffalo    |
|        | 305   | 12/18/88 at Pittsburgh |
|        | 299   | 9/30/07 vs. Oakland    |

### FEWEST RUSHING YARDS ALLOWED

|        |       |                     |
|--------|-------|---------------------|
| Season | 1,430 | 1994                |
| Game   | 14    | 11/2/08 at Denver   |
|        | 16    | 9/2/66 vs. Oakland  |
|        | 16    | 11/28/10 at Oakland |

### MOST RUSHING YARDS, BOTH TEAMS

|        |       |                     |
|--------|-------|---------------------|
| Season | 4,627 | 1978                |
| Game   | 533   | 12/24/16 at Buffalo |
|        | 508   | 11/7/71 vs. Buffalo |
|        | 487   | 12/5/76 vs. Buffalo |

### FEWEST RUSHING YARDS, BOTH TEAMS

|        |       |                         |
|--------|-------|-------------------------|
| Season | 2,920 | 1966                    |
| Game   | 67    | 9/8/13 at Cleveland     |
|        | 74    | 11/23/98 at New England |
|        | 79    | 12/19/99 vs. San Diego  |

### MOST RUSHING ATTEMPTS

|        |     |                       |
|--------|-----|-----------------------|
| Season | 613 | 1972                  |
| Game   | 58  | 10/5/75 at Green Bay  |
|        | 56  | 9/12/82 at N.Y. Jets  |
|        | 55  | 11/24/77 at St. Louis |



## TEAM RECORDS

### FEWEST RUSHING ATTEMPTS

|        |     |                           |
|--------|-----|---------------------------|
| Season | 326 | 1967                      |
| Game   | *8  | 1/8/95 at San Diego       |
|        | 8   | 12/4/22 at San Francisco  |
|        | **9 | 1/20/85 vs. San Francisco |
|        | 9   | 9/7/86 at San Diego       |
|        | 9   | 11/29/15 at N.Y. Jets     |
|        | 9   | 10/10/21 at Tampa Bay     |

### MOST RUSHING ATTEMPTS, OPPONENT

|        |      |                         |
|--------|------|-------------------------|
| Season | 557  | 1988                    |
| Game   | *59  | 1/12/86 vs. New England |
|        | 54   | 9/4/88 at Chicago       |
|        | **52 | 1/30/83 vs. Washington  |
|        | *52  | 12/30/95 at Buffalo     |

### FEWEST RUSHING ATTEMPTS, OPPONENT

|        |     |                          |
|--------|-----|--------------------------|
| Season | 387 | 1970                     |
| Game   | 7   | 9/4/94 at Green Bay      |
|        | 10  | 11/23/06 at Detroit      |
|        | 10  | 12/11/17 vs. New England |
|        | 10  | 11/24/23 at N.Y. Jets    |
|        | 11  | 9/14/03 at N.Y. Jets     |
|        | 11  | 9/21/09 vs. Indianapolis |

### HIGHEST RUSHING AVERAGE

|        |      |      |
|--------|------|------|
| Season | 5.06 | 2023 |
|--------|------|------|

### LOWEST RUSHING AVERAGE

|        |      |      |
|--------|------|------|
| Season | 3.12 | 1997 |
|--------|------|------|

### HIGHEST RUSHING AVERAGE, OPPONENT

|        |      |      |
|--------|------|------|
| Season | 4.88 | 1968 |
|--------|------|------|

### LOWEST RUSHING AVERAGE, OPPONENT

|        |      |      |
|--------|------|------|
| Season | 3.29 | 2003 |
|--------|------|------|

## PASSING

### MOST NET YARDS PASSING

|        |       |                          |
|--------|-------|--------------------------|
| Season | 5,018 | 1984                     |
| Game   | 521   | 10/23/88 vs. N.Y. Jets   |
|        | 466   | 9/10/23 at L.A. Chargers |
|        | 461   | 9/18/22 at Baltimore     |
|        | 456   | 9/4/94 vs. New England   |
|        | 446   | 9/24/89 vs. N.Y. Jets    |

### FEWEST NET YARDS PASSING

|        |       |                      |
|--------|-------|----------------------|
| Season | 1,582 | 1973                 |
| Game   | 22    | 11/23/69 vs. Houston |
|        | *26   | 12/30/73 vs. Oakland |
|        | 26    | 9/4/83 at Buffalo    |

### MOST NET YARDS PASSING ALLOWED

|        |       |                         |
|--------|-------|-------------------------|
| Season | 4,198 | 2019                    |
| Game   | 516   | 9/12/11 vs. New England |
|        | 449   | 9/21/86 at N.Y. Jets    |
|        | 437   | 10/10/21 at Tampa Bay   |

### FEWEST NET YARDS PASSING ALLOWED

|        |       |                         |
|--------|-------|-------------------------|
| Season | 1,290 | 1973                    |
| Game   | 1     | 10/21/73 vs. Buffalo    |
|        | 11    | 11/5/79 vs. Houston     |
|        | 13    | 12/12/82 at New England |

### MOST NET YARDS PASSING, BOTH TEAMS

|        |       |                      |
|--------|-------|----------------------|
| Season | 8,503 | 2022                 |
| Game   | 884   | 9/21/86 at N.Y. Jets |

### FEWEST NET YARDS PASSING, BOTH TEAMS

|        |       |                         |
|--------|-------|-------------------------|
| Season | 2,872 | 1973                    |
| Game   | 72    | 12/12/82 at New England |

### MOST GROSS YARDS PASSING

|        |       |                          |
|--------|-------|--------------------------|
| Season | 5,146 | 1984                     |
| Game   | 521   | 10/23/88 vs. N.Y. Jets   |
|        | 473   | 9/4/94 vs. New England   |
|        | 470   | 12/2/84 vs. L.A. Raiders |

### FEWEST GROSS YARDS PASSING

|        |       |                      |
|--------|-------|----------------------|
| Season | 1,675 | 1973                 |
| Game   | *34   | 12/30/73 vs. Oakland |
|        | 46    | 9/4/83 at Buffalo    |
|        | 46    | 12/21/03 at Buffalo  |

### MOST GROSS YARDS PASSING ALLOWED

|        |       |                         |
|--------|-------|-------------------------|
| Season | 4,373 | 2020                    |
| Game   | 517   | 9/12/11 vs. New England |
|        | 479   | 9/21/86 at N.Y. Jets    |
|        | 452   | 10/10/21 at Tampa Bay   |

### FEWEST GROSS YARDS PASSING ALLOWED

|        |       |                         |
|--------|-------|-------------------------|
| Season | 1,604 | 1973                    |
| Game   | 13    | 12/12/82 at New England |
|        | 25    | 11/5/79 vs. Houston     |
|        | 35    | 12/9/73 at Baltimore    |

### MOST PASS ATTEMPTS

|        |     |                        |
|--------|-----|------------------------|
| Season | 645 | 1986                   |
| Game   | *66 | 12/30/95 at Buffalo    |
|        | 65  | 12/4/05 vs. Buffalo    |
|        | 62  | 10/22/06 vs. Green Bay |

### FEWEST PASS ATTEMPTS

|        |     |                       |
|--------|-----|-----------------------|
| Season | 256 | 1973                  |
| Game   | *6  | 12/30/73 vs. Oakland  |
|        | **7 | 1/13/74 vs. Minnesota |
|        | *8  | 1/2/72 vs. Baltimore  |

### MOST PASS ATTEMPTS, OPPONENT

|        |     |                            |
|--------|-----|----------------------------|
| Season | 624 | 2022                       |
| Game   | 63  | 9/25/22 vs. Buffalo        |
|        | 61  | 11/1/20 vs. L.A. Rams      |
|        | 59  | 10/23/00 at N.Y. Jets (OT) |
|        | 58  | 10/4/92 at Buffalo         |
|        | 56  | 11/18/84 at San Diego      |
|        | 56  | 9/7/14 vs. New England     |
|        | 56  | 12/22/19 vs. Cincinnati    |

### FEWEST PASS ATTEMPTS, OPPONENT

|        |     |                         |
|--------|-----|-------------------------|
| Season | 320 | 1973                    |
| Game   | 5   | 12/12/82 at New England |
|        | 8   | 11/14/76 at Pittsburgh  |
|        | 8   | 12/9/73 at Baltimore    |



## TEAM RECORDS

### MOST PASS COMPLETIONS

|        |     |                         |
|--------|-----|-------------------------|
| Season | 404 | 2021                    |
| Game   | 39  | 11/16/86 at Buffalo     |
|        | 38  | 11/23/97 at New England |
|        | 36  | 1/3/21 at Buffalo       |
|        | 36  | 9/18/22 at Baltimore    |

### FEWEST PASS COMPLETIONS

|        |     |                       |
|--------|-----|-----------------------|
| Season | 133 | 1973                  |
| Game   | 3   | 10/15/73 at Cleveland |
|        | *3  | 12/30/73 vs. Oakland  |

### MOST PASS COMPLETIONS, OPPONENT

|        |     |                           |
|--------|-----|---------------------------|
| Season | 416 | 2022                      |
| Game   | 42  | 9/25/22 vs. Buffalo       |
|        | 39  | 12/11/22 at L.A. Chargers |
|        | 38  | 10/9/83 vs. Buffalo       |
|        | 37  | 11/18/84 at San Diego     |
|        | 37  | 12/4/16 at Baltimore      |

### FEWEST PASS COMPLETIONS, OPPONENT

|        |     |                         |
|--------|-----|-------------------------|
| Season | 151 | 1973                    |
| Game   | 2   | 11/9/69 at Boston       |
|        | 2   | 12/12/82 at New England |
|        | 4   | 11/14/76 at Pittsburgh  |

## INTERCEPTIONS

### MOST INTERCEPTIONS

|        |    |                        |
|--------|----|------------------------|
| Season | 32 | 1978, 458 yards        |
| Game   | 6  | 12/3/73 vs. Pittsburgh |
|        | 6  | 10/19/75 at N.Y. Jets  |
|        | 6  | 9/10/78 at Baltimore   |
|        | 6  | 11/21/82 at Buffalo    |
|        | 6  | 10/16/83 at N.Y. Jets  |
|        | 6  | 12/6/98 at Oakland     |

### FEWEST INTERCEPTIONS

|        |   |                 |
|--------|---|-----------------|
| Season | 8 | 2006, 116 yards |
|        |   | 2022, 115 yards |

### MOST INTERCEPTIONS, OPPONENT

|        |    |                         |
|--------|----|-------------------------|
| Season | 32 | 1966, 370 yards         |
| Game   | 6  | 11/13/66 at Kansas City |

### FEWEST INTERCEPTIONS, OPPONENT

|        |   |                 |
|--------|---|-----------------|
| Season | 7 | 2008, 130 yards |
|--------|---|-----------------|

### MOST INTERCEPTION RETURN YARDS

|        |     |                    |
|--------|-----|--------------------|
| Season | 522 | 1966               |
| Game   | 218 | 10/4/92 at Buffalo |

### FEWEST INTERCEPTION RETURN YARDS

|        |    |      |
|--------|----|------|
| Season | 66 | 2010 |
|--------|----|------|

### MOST INTERCEPTION RETURN YARDS, OPPONENT

|        |     |                          |
|--------|-----|--------------------------|
| Season | 596 | 1969                     |
| Game   | 160 | 11/23/97 at New England  |
|        | 151 | 12/2/84 vs. L.A. Raiders |
|        | 151 | 11/18/01 vs. N.Y. Jets   |

### FEWEST INTERCEPTION RETURN YARDS, OPPONENT

|        |     |      |
|--------|-----|------|
| Season | 100 | 1985 |
|--------|-----|------|

## PENALTIES

### MOST PENALTIES

|        |     |                        |
|--------|-----|------------------------|
| Season | 137 | 2017, 1,154 yards      |
| Game   | 18  | 10/9/05 at Buffalo     |
|        | 17  | 11/19/17 vs. Tampa Bay |

### MOST YARDS PENALIZED

|        |       |                          |
|--------|-------|--------------------------|
| Season | 1,154 | 2017, on 137             |
| Game   | 149   | 10/12/03 at Jacksonville |
|        | 145   | 12/31/17 vs. Buffalo     |
|        | 143   | 10/1/95 at Cincinnati    |

### FEWEST PENALTIES

|        |    |                         |
|--------|----|-------------------------|
| Season | 48 | 1968, 485 yards         |
| Game   | 0  | 12/23/67 vs. Houston    |
|        | 0  | 12/8/68 vs. Boston      |
|        | 0  | 9/29/91 at N.Y. Jets    |
|        | *0 | 1/10/93 vs. San Diego   |
|        | 0  | 12/21/98 vs. Denver     |
|        | 0  | 9/15/13 at Indianapolis |

### FEWEST YARDS PENALIZED

|        |     |                         |
|--------|-----|-------------------------|
| Season | 416 | 1973, on 52             |
| Game   | 0   | 12/23/67 vs. Houston    |
|        | 0   | 12/8/68 vs. Boston      |
|        | 0   | 9/29/91 at N.Y. Jets    |
|        | *0  | 1/10/93 vs. San Diego   |
|        | 0   | 12/21/98 vs. Denver     |
|        | 0   | 9/15/13 at Indianapolis |

### MOST PENALTIES, OPPONENT

|        |     |                       |
|--------|-----|-----------------------|
| Season | 122 | 2017, 1,077 yards     |
| Game   | 19  | 12/22/85 vs. Buffalo  |
|        | 17  | 10/18/87 at N.Y. Jets |
|        | 15  | 10/9/83 vs. Buffalo   |

### MOST YARDS PENALIZED, OPPONENT

|        |       |                                   |
|--------|-------|-----------------------------------|
| Season | 1,084 | 2019, on 111                      |
| Game   | 163   | 10/4/15 vs. N.Y. Jets (at London) |
|        | 156   | 9/20/69 at Oakland                |
|        | 144   | 11/5/67 at Buffalo                |

### FEWEST PENALTIES, OPPONENT

|        |    |                          |
|--------|----|--------------------------|
| Season | 59 | 1967, 691 yards          |
| Game   | 0  | 10/22/23 at Philadelphia |

### FEWEST YARDS PENALIZED, OPPONENT

|        |     |                          |
|--------|-----|--------------------------|
| Season | 525 | 1974, on 67              |
| Game   | 0   | 10/22/23 at Philadelphia |

### MOST PENALTIES, BOTH TEAMS

|        |     |                        |
|--------|-----|------------------------|
| Season | 259 | 2017, 2,231 yards      |
| Game   | 26  | 12/22/85 vs. Buffalo   |
|        | 26  | 11/19/17 vs. Tampa Bay |
|        | 25  | 10/9/05 at Buffalo     |

### MOST YARDS PENALIZED, BOTH TEAMS

|        |       |                                   |
|--------|-------|-----------------------------------|
| Season | 2,231 | 2017, on 259                      |
| Game   | 243   | 10/4/15 vs. N.Y. Jets (at London) |
|        | 230   | 10/3/70 vs. Oakland               |
|        | 227   | 11/30/69 vs. Boston (at Tampa)    |

### FEWEST PENALTIES, BOTH TEAMS

|        |     |                   |
|--------|-----|-------------------|
| Season | 112 | 1967, 1,181 yards |
|--------|-----|-------------------|



## TEAM RECORDS

|      |   |                         |
|------|---|-------------------------|
| Game | 2 | 12/23/67 vs. Houston    |
|      | 2 | 11/11/73 vs. Baltimore  |
|      | 2 | 12/12/82 at New England |

### FEWEST YARDS PENALIZED, BOTH TEAMS

|        |       |                         |
|--------|-------|-------------------------|
| Season | 1,032 | 1973, on 113            |
| Game   | 10    | 11/11/73 vs. Baltimore  |
|        | 10    | 12/12/82 at New England |
|        | 13    | 9/15/13 at Indianapolis |

## PUNTING

### MOST PUNTS

|        |    |                        |
|--------|----|------------------------|
| Season | 99 | 2004                   |
| Game   | 11 | 12/7/03 at New England |

### MOST PUNT YARDS

|        |       |                       |
|--------|-------|-----------------------|
| Season | 4,380 | 2015, 47.6 average    |
| Game   | 564   | 12/12/10 at N.Y. Jets |
|        | 501   | 12/22/13 at Buffalo   |

### FEWEST PUNTS

|        |    |                        |
|--------|----|------------------------|
| Season | 44 | 1972                   |
| Game   | 0  | 9/23/79 vs. Chicago    |
|        | 0  | 10/12/86 vs. Buffalo   |
|        | 0  | 12/12/88 vs. Cleveland |
|        | 0  | 12/28/03 vs. N.Y. Jets |
|        | 0  | 11/13/22 vs. Cleveland |

### MOST PUNTS, OPPONENT

|        |     |                        |
|--------|-----|------------------------|
| Season | 102 | 2004                   |
| Game   | 11  | 11/11/73 vs. Baltimore |
|        | 11  | 12/7/03 at New England |

### MOST PUNT YARDS, OPPONENT

|        |       |                        |
|--------|-------|------------------------|
| Season | 4,313 | 2011, 45.4 average     |
| Game   | 475   | 9/20/98 vs. Pittsburgh |

### FEWEST PUNTS, OPPONENT

|        |    |                                       |
|--------|----|---------------------------------------|
| Season | 52 | 1967                                  |
| Game   | 0  | 12/17/67 vs. Boston                   |
|        | 0  | 9/21/97 at Tampa Bay                  |
|        | 0  | 11/7/10 at Baltimore                  |
|        | 0  | 9/29/19 vs. L.A. Chargers             |
|        | 1  | 24 times, last 11/13/22 vs. Cleveland |

### MOST PUNTS, BOTH TEAMS

|        |     |                        |
|--------|-----|------------------------|
| Season | 201 | 2004                   |
| Game   | 22  | 12/7/03 at New England |

### FEWEST PUNTS, BOTH TEAMS

|        |     |                        |
|--------|-----|------------------------|
| Season | 116 | 1995                   |
| Game   | 1   | 10/12/86 vs. Buffalo   |
|        | 1   | 11/13/22 vs. Cleveland |
|        | 2   | 9/23/79 vs. Chicago    |
|        | 2   | 12/12/88 vs. Cleveland |

### HIGHEST PUNTING AVERAGE

|        |      |                       |
|--------|------|-----------------------|
| Season | 49.7 | 2012, 76 punts        |
| x-Game | 58.8 | 9/23/12 vs. N.Y. Jets |

### HIGHEST PUNTING AVERAGE, OPPONENT

|        |      |                       |
|--------|------|-----------------------|
| Season | 49.0 | 2023, 67 punts        |
| x-Game | 56.7 | 11/24/13 vs. Carolina |

x - minimum 4 punts

## PUNT RETURNS

### MOST PUNT RETURNS

|        |    |                         |
|--------|----|-------------------------|
| Season | 55 | 1983, 581 yards         |
| Game   | 7  | 10/19/69 at Kansas City |
|        | 7  | 9/19/04 at Cincinnati   |
|        | 7  | 11/24/13 vs. Carolina   |

### MOST PUNT RETURN YARDS

|        |     |                         |
|--------|-----|-------------------------|
| Season | 581 | 1983, 55 returns        |
| Game   | 123 | 10/19/69 at Kansas City |
|        | 123 | 12/13/93 vs. Pittsburgh |

### MOST PUNT RETURNS, OPPONENT

|        |    |                        |
|--------|----|------------------------|
| Season | 50 | 2015, 526 yards        |
| Game   | 9  | 12/12/10 at N.Y. Jets  |
|        | 8  | 9/9/66 vs. N.Y. Jets   |
|        | 8  | 12/24/05 vs. Tennessee |

### MOST PUNT RETURN YARDS, OPPONENT

|        |     |                         |
|--------|-----|-------------------------|
| Season | 526 | 2015, 50 returns        |
| Game   | 116 | 12/16/18 at Minnesota   |
|        | 115 | 10/12/80 at New England |
|        | 113 | 11/16/08 vs. Oakland    |

## KICKOFF RETURNS

### MOST KICKOFF RETURNS

|        |    |                         |
|--------|----|-------------------------|
| Season | 78 | 2007, 1,552 yards       |
| Game   | 9  | 9/18/66 at Buffalo      |
|        | 9  | 9/7/86 at San Diego     |
|        | *9 | 1/12/91 at Buffalo      |
|        | *9 | 1/15/00 at Jacksonville |
|        | 9  | 12/2/07 vs. N.Y. Jets   |

### MOST KICKOFF RETURN YARDS

|        |       |                        |
|--------|-------|------------------------|
| Season | 1,739 | 2009, 75 returns       |
| Game   | 299   | 11/1/09 at N.Y. Jets   |
|        | 245   | 12/5/71 at New England |

### MOST KICKOFF RETURNS, OPPONENT

|        |    |                       |
|--------|----|-----------------------|
| Season | 85 | 1995, 1,782 yards     |
| Game   | 9  | 11/24/77 at St. Louis |
|        | 9  | 9/3/95 vs. N.Y. Jets  |

### MOST KICKOFF RETURN YARDS, OPPONENT

|        |       |                          |
|--------|-------|--------------------------|
| Season | 1,782 | 1995, 85 returns         |
| Game   | 251   | 12/12/94 vs. Kansas City |
|        | 248   | 9/21/08 at New England   |

## SACKS

### MOST SACKS

|        |          |                           |
|--------|----------|---------------------------|
| Season | 56.0     | 2023, 371 yards           |
| Game   | 9.0-59.0 | 10/21/73 vs. Buffalo      |
|        | 8.0-61.0 | 9/20/81 at Houston        |
|        | 8.0-57.0 | 9/13/98 vs. Buffalo       |
|        | 8.0-47.0 | 12/6/98 at Oakland        |
|        | 8.0-34.0 | 11/28/04 at San Francisco |
|        | 8.0-53.0 | 11/23/06 at Detroit       |
|        | 8.0-55.0 | 9/30/12 at Arizona        |
|        | 8.0-54.0 | 12/27/21 at New Orleans   |

### FEWEST SACKS

|        |      |                 |
|--------|------|-----------------|
| Season | 16.0 | 1966, 180 yards |
|--------|------|-----------------|



## TEAM RECORDS

### MOST SACKS, OPPONENT

|        |          |                                     |
|--------|----------|-------------------------------------|
| Season | 58.0     | 2013, 399 yards and 2019, 313 yards |
| Game   | 9.0-53.0 | 10/17/99 at New England             |
|        | 9.0-60.0 | 12/11/11 vs. Philadelphia           |
|        | 9.0-71.0 | 12/16/18 at Minnesota               |

### FEWEST SACKS, OPPONENT

|        |     |                |
|--------|-----|----------------|
| Season | 7.0 | 1988, 41 yards |
|--------|-----|----------------|

### MOST CONSECUTIVE GAMES WITH NO SACKS ALLOWED

19 5th through 16th in 1988 and 1st through 7th in 1989

### MOST SACKS, BOTH TEAMS

|        |       |                 |
|--------|-------|-----------------|
| Season | 100.0 | 2013, 671 yards |
|--------|-------|-----------------|

### FEWEST SACKS, BOTH TEAMS

|        |      |                 |
|--------|------|-----------------|
| Season | 31.0 | 1988, 208 yards |
|--------|------|-----------------|

## FUMBLES

### MOST FUMBLES

|        |    |                     |
|--------|----|---------------------|
| Season | 42 | 2004                |
| Game   | 8  | 12/9/07 at Buffalo  |
|        | 7  | 10/6/96 vs. Seattle |

### MOST FUMBLES LOST

|        |      |                          |
|--------|------|--------------------------|
| Season | 20   | 1985                     |
| Game   | 5-5  | 9/25/83 vs. Kansas City  |
|        | *6-5 | 1/15/00 at Jacksonville  |
|        | 4-4  | 10/15/67 at Boston       |
|        | 5-4  | 11/15/70 vs. New Orleans |
|        | 4-4  | 9/19/71 at Denver        |
|        | *5-4 | 1/12/86 vs. New England  |
|        | 4-4  | 9/7/86 at San Diego      |
|        | 5-4  | 10/18/90 vs. New England |
|        | 4-4  | 12/27/98 at Atlanta      |

### FEWEST FUMBLES

|        |    |      |
|--------|----|------|
| Season | 12 | 2000 |
|--------|----|------|

### MOST FUMBLES, OPPONENT

|        |    |                       |
|--------|----|-----------------------|
| Season | 38 | 1971, 1983            |
| Game   | 7  | 11/7/71 vs. Buffalo   |
|        | 7  | 9/18/77 at Buffalo    |
|        | 7  | 10/23/83 at Baltimore |
|        | 7  | 12/4/94 vs. Buffalo   |

### MOST FUMBLES LOST, OPPONENT

|        |    |            |
|--------|----|------------|
| Season | 21 | 1971, 1978 |
|--------|----|------------|

## TAKEAWAY/GIVEAWAY

### BEST RATIO

|        |     |                      |
|--------|-----|----------------------|
| Season | +23 | 1978, 53 TAs, 30 GAs |
|        | +18 | 1972, 46 TAs, 28 GAs |

### WORST RATIO

|        |     |                      |
|--------|-----|----------------------|
| Season | -18 | 1989, 23 TAs, 41 GAs |
|        | -17 | 2004, 25 TAs, 42 GAs |

### MOST TAKEAWAYS

|        |    |                       |
|--------|----|-----------------------|
| Season | 53 | 1978, 21 FRs, 32 INTs |
|        | 46 | 1966, 15 FRs, 31 INTs |
|        | 46 | 1972, 20 FRs, 26 INTs |

### FEWEST TAKEAWAYS

|        |    |                     |
|--------|----|---------------------|
| Season | 14 | 2022, 6 FRs, 8 INTs |
|--------|----|---------------------|

### MOST TAKEAWAYS, OPPONENT

|        |    |                       |
|--------|----|-----------------------|
| Season | 44 | 1967, 16 FRs, 28 INTs |
|--------|----|-----------------------|

### FEWEST TAKEAWAYS, OPPONENT

|        |    |                     |
|--------|----|---------------------|
| Season | 13 | 2008, 6 FRs, 7 INTs |
|--------|----|---------------------|

## BLOCKED PUNTS

### MOST BLOCKED PUNTS

|        |   |      |
|--------|---|------|
| Season | 3 | 2014 |
|--------|---|------|





## ALL-TIME LEADERS

(boldface indicates active player)

| RUSHING                    |                        |            |              |            |            |           |
|----------------------------|------------------------|------------|--------------|------------|------------|-----------|
| PLAYER                     | YEARS                  | NO.        | YDS.         | AVG.       | LG         | TD        |
| 1. Larry Csonka            | 1968-74, 1979          | 1,506      | 6,737        | 4.5        | 54t        | 53        |
| 2. Ricky Williams          | 2002-03, 2005, 2007-10 | 1,509      | 6,436        | 4.3        | 68t        | 48        |
| 3. Ronnie Brown            | 2005-10                | 1,128      | 4,815        | 4.3        | 65t        | 36        |
| 4. Mercury Morris          | 1969-75                | 754        | 3,877        | 5.1        | 70t        | 29        |
| 5. Jim Kiick               | 1968-74                | 997        | 3,644        | 3.7        | 56         | 28        |
| 6. Tony Nathan             | 1979-87                | 732        | 3,543        | 4.8        | 46         | 16        |
| 7. Karim Abdul-Jabbar      | 1996-99                | 888        | 3,063        | 3.4        | 45         | 33        |
| 8. Lamar Miller            | 2012-15                | 638        | 2,930        | 4.6        | 97t        | 19        |
| 9. Mark Higgs              | 1990-94                | 702        | 2,648        | 3.8        | 31         | 14        |
| 10. Delvin Williams        | 1978-80                | 643        | 2,632        | 4.1        | 65         | 13        |
| 11. Andra Franklin         | 1981-84                | 622        | 2,232        | 3.6        | 29         | 22        |
| 12. Benny Malone           | 1974-78                | 503        | 2,129        | 4.2        | 66t        | 16        |
| 13. Lamar Smith            | 2000-01                | 622        | 2,107        | 3.4        | 68t        | 20        |
| 14. Reggie Bush            | 2011-12                | 443        | 2,072        | 4.7        | 76t        | 12        |
| 15. Bernie Parmalee        | 1992-98                | 513        | 1,959        | 3.8        | 47t        | 15        |
| 16. Lorenzo Hampton        | 1985-89                | 500        | 1,949        | 3.9        | 54t        | 22        |
| 17. Jay Ajayi              | 2015-17                | 447        | 1,924        | 4.3        | 62t        | 9         |
| 18. <b>Raheem Mostert</b>  | <b>2015, 2022-23</b>   | <b>390</b> | <b>1,903</b> | <b>4.9</b> | <b>67</b>  | <b>21</b> |
| 19. Sammie Smith           | 1989-91                | 509        | 1,787        | 3.5        | 33         | 15        |
| 20. Woody Bennett          | 1980-88                | 419        | 1,744        | 4.2        | 25         | 9         |
| 21. Kenyan Drake           | 2016-19                | 333        | 1,532        | 4.6        | 66t        | 9         |
| 22. Don Nottingham         | 1973-77                | 365        | 1,524        | 4.2        | 56         | 25        |
| 23. Norm Bulaich           | 1975-79                | 340        | 1,498        | 4.4        | 63         | 17        |
| 24. Daniel Thomas          | 2011-14                | 409        | 1,480        | 3.6        | 55         | 10        |
| 25. Gary Davis             | 1976-79                | 317        | 1,389        | 4.4        | 65t        | 7         |
| 26. Myles Gaskin           | 2019-22                | 361        | 1,355        | 3.8        | 30         | 7         |
| 27. Troy Stradford         | 1987-90                | 343        | 1,332        | 3.9        | 51         | 10        |
| 28. Ryan Tannehill         | 2012-18                | 248        | 1,210        | 4.9        | 48         | 6         |
| 29. Travis Minor           | 2001-06                | 277        | 1,133        | 4.1        | 56t        | 8         |
| 30. Ron Davenport          | 1985-89                | 274        | 1,127        | 4.1        | 64         | 13        |
| 31. Terry Kirby            | 1993-95                | 287        | 1,037        | 3.6        | 38         | 9         |
| 32. Bob Griese             | 1967-80                | 261        | 994          | 3.8        | 35         | 7         |
| 33. Sammy Morris           | 2004-06                | 240        | 981          | 4.1        | 55         | 8         |
| 34. Irving Spikes          | 1994-97                | 252        | 934          | 3.7        | 49         | 8         |
| 35. Leroy Harris           | 1977-78                | 214        | 929          | 4.3        | 77t        | 6         |
| 36. Jay Fiedler            | 2000-04                | 201        | 834          | 4.1        | 30         | 11        |
| 37. <b>De'Von Achane</b>   | <b>2023</b>            | <b>103</b> | <b>800</b>   | <b>7.8</b> | <b>76t</b> | <b>8</b>  |
| 38. David Woodley          | 1980-83                | 173        | 771          | 4.5        | 29         | 9         |
| 39. J.J. Johnson           | 1999-01                | 219        | 748          | 3.4        | 34         | 5         |
| 40. Frank Gore             | 2018                   | 156        | 722          | 4.6        | 39         | 0         |
| 41. <b>Salvon Ahmed</b>    | <b>2020-23</b>         | <b>163</b> | <b>593</b>   | <b>3.6</b> | <b>31</b>  | <b>5</b>  |
| 42. Joe Carter             | 1984-86                | 118        | 589          | 5.0        | 35         | 1         |
| 43. <b>Jeff Wilson Jr.</b> | <b>2022-23</b>         | <b>125</b> | <b>580</b>   | <b>4.6</b> | <b>28</b>  | <b>3</b>  |
| 44. Stan Mitchell          | 1966-70                | 173        | 548          | 3.1        | 30         | 4         |
| 45. Joe Auer               | 1966-67                | 165        | 544          | 3.3        | 41         | 5         |
| 46. Marc Logan             | 1989-91                | 140        | 523          | 3.7        | 17         | 2         |
| 47. Jesse Chatman          | 2005, 2007             | 128        | 515          | 4.0        | 30         | 1         |
| 48. John Avery             | 1998-99                | 143        | 503          | 3.5        | 44         | 2         |
| 49. Damien Williams        | 2014-17                | 133        | 477          | 3.6        | 69         | 3         |
| 50. Bobby Humphrey         | 1992                   | 102        | 471          | 4.6        | 21         | 1         |
| 51. Hubert Ginn            | 1970-75                | 101        | 415          | 4.1        | 46         | 3         |
| 52. Cecil Collins          | 1999                   | 131        | 414          | 3.2        | 25t        | 2         |
| 53. Ryan Fitzpatrick       | 2019-20                | 84         | 394          | 4.7        | 20         | 6         |
| 54. David Overstreet       | 1983                   | 85         | 392          | 4.6        | 44         | 1         |
| 55. <b>Tua Tagovailoa</b>  | <b>2020-23</b>         | <b>137</b> | <b>381</b>   | <b>2.8</b> | <b>23</b>  | <b>6</b>  |
| 56. Keith Byars            | 1993-96                | 98         | 377          | 3.8        | 77t        | 6         |
| 57. Chris Chambers         | 2001-07                | 41         | 355          | 8.7        | 61         | 0         |
| 58. Duke Johnson           | 2021                   | 71         | 330          | 4.7        | 27         | 3         |
| 59. Kalen Ballage          | 2018-19                | 110        | 326          | 3.0        | 75t        | 4         |
| 60. Sam Price              | 1966-68                | 82         | 313          | 3.8        | 38         | 1         |
| 61. Abner Haynes           | 1967                   | 56         | 274          | 4.9        | 65t        | 2         |





## ALL-TIME LEADERS

| RUSHING |                     |             |           |            |            |             |
|---------|---------------------|-------------|-----------|------------|------------|-------------|
|         | PLAYER              | YEARS       | NO.       | YDS.       | AVG.       | LG TD       |
| 62.     | Lousaka Polite      | 2008-10     | 86        | 270        | 3.1        | 14 1        |
| 63.     | Cookie Gilchrist    | 1966        | 72        | 262        | 3.6        | 22 0        |
| 64.     | Matt Breida         | 2020        | 59        | 254        | 4.3        | 24 0        |
| 65.     | Terry Robiskie      | 1980-81     | 78        | 250        | 3.2        | 36 2        |
| 66.     | Nat Moore           | 1974-86     | 40        | 249        | 6.2        | 36 1        |
| 67.     | Patrick Laird       | 2019-21     | 76        | 244        | 3.2        | 18 1        |
| 68.     | Steve Howell        | 1979-81     | 68        | 235        | 3.4        | 23 1        |
| 69.     | Billy Joe           | 1966        | 71        | 232        | 3.3        | 14 0        |
| 70.     | Charles Leigh       | 1971-74     | 48        | 228        | 4.8        | 34t 1       |
| 71.     | Tom Vigorito        | 1981-85     | 54        | 215        | 4.0        | 33t 2       |
|         | Stan Winfrey        | 1975-77     | 55        | 215        | 3.9        | 13 1        |
| 73.     | Stanley Pritchett   | 1996-99     | 63        | 211        | 3.3        | 25 2        |
| 74.     | Eddie Hill          | 1981-84     | 52        | 209        | 4.0        | 24 1        |
| 75.     | Autry Denson        | 1999-00     | 59        | 206        | 3.5        | 20 0        |
| 76.     | Mark Walton         | 2019        | 53        | 201        | 3.8        | 19 0        |
| 77.     | Ronald Scott        | 1987        | 47        | 199        | 4.2        | 24 3        |
| 78.     | Jack Harper         | 1967-68     | 41        | 197        | 4.8        | 37t 1       |
| 79.     | Chad Henne          | 2008-11     | 66        | 196        | 3.0        | 20 2        |
| 80.     | Freddie Solomon     | 1975-77     | 14        | 190        | 13.6       | 59t 1       |
| 81.     | Jerris McPhail      | 1996-97     | 23        | 174        | 7.6        | 71t 1       |
| 82.     | James McKnight      | 2001-03     | 15        | 172        | 11.5       | 68t 1       |
| 83.     | Patrick Cobbs       | 2006-10     | 37        | 171        | 4.6        | 44 2        |
| 84.     | Paul Warfield       | 1970-74     | 16        | 166        | 10.4       | 39 0        |
| 85.     | Pete Johnson        | 1984        | 68        | 159        | 2.3        | 9 9         |
|         | Larry Seiple        | 1967-77     | 16        | 159        | 9.9        | 34 0        |
| 87.     | Knowshon Moreno     | 2014        | 31        | 148        | 4.8        | 15 1        |
| 88.     | Jim Jensen          | 1981-92     | 26        | 142        | 5.5        | 23 0        |
| 89.     | Leonard Henry       | 2002-04     | 46        | 141        | 3.1        | 53 0        |
| 90.     | George Wilson       | 1966        | 27        | 137        | 5.1        | 37 0        |
| 91.     | Thurman Thomas      | 2000        | 28        | 136        | 4.9        | 25 0        |
| 92.     | Rick Casares        | 1966        | 43        | 135        | 3.1        | 10 0        |
| 93.     | Ray Lucas           | 2001-02     | 44        | 132        | 3.0        | 17 3        |
| 94.     | Tony Paige          | 1990-92     | 49        | 131        | 2.7        | 11 3        |
| 95.     | Lex Hilliard        | 2009-11     | 39        | 130        | 3.3        | 18 2        |
| 96.     | Lorenzo Booker      | 2007        | 28        | 125        | 4.5        | 22 0        |
|         | Malcolm Brown       | 2021        | 33        | 125        | 3.8        | 24t 1       |
| 98.     | Ted Ginn, Jr.       | 2007-09     | 16        | 124        | 7.8        | 40t 2       |
|         | Damon Huard         | 1997-00     | 28        | 124        | 4.4        | 25 0        |
| 100.    | Jonas Gray          | 2015        | 31        | 122        | 3.9        | 16 0        |
| 101.    | Chase Edmonds       | 2022        | 42        | 120        | 2.9        | 28 2        |
|         | Earl Morrall        | 1972-76     | 23        | 120        | 5.2        | 31t 1       |
| 103.    | Jarvis Landry       | 2014-17     | 26        | 119        | 4.6        | 22t 1       |
|         | Phillip Lindsay     | 2021        | 38        | 119        | 3.1        | 9 0         |
| 105.    | Rob Konrad          | 1999-04     | 38        | 114        | 3.0        | 18t 1       |
| 106.    | Aaron Craver        | 1991-94     | 29        | 110        | 3.8        | 19 1        |
| 107.    | Cleo Lemon          | 2005-07     | 34        | 109        | 3.2        | 11 4        |
| 108.    | Mark Clayton        | 1983-92     | 14        | 108        | 7.7        | 30 0        |
|         | Gene Milton         | 1968-69     | 9         | 108        | 12.0       | 34 0        |
| 110.    | Robert Edwards      | 2023        | 20        | 107        | 5.4        | 19 1        |
| 111.    | <b>Chris Brooks</b> | <b>2023</b> | <b>19</b> | <b>106</b> | <b>5.6</b> | <b>52 0</b> |
| 112.    | Samkon Gado         | 2007        | 35        | 104        | 3.0        | 20t 3       |
| 113.    | Scott Secules       | 1989-91     | 16        | 103        | 6.4        | 17 1        |
| 114.    | Scott Mitchell      | 1990-93     | 29        | 99         | 3.4        | 32 0        |
| 115.    | Kyle Mackey         | 1987        | 17        | 98         | 5.8        | 17 2        |
| 116.    | Brandon Bolden      | 2018        | 8         | 91         | 11.4       | 54t 2       |
| 117.    | Dan Marino          | 1983-99     | 301       | 87         | 0.3        | 15 9        |
| 118.    | DeAndre Washington  | 2020        | 28        | 86         | 3.1        | 16 0        |
| 119.    | Pat White           | 2009        | 21        | 81         | 3.9        | 33 0        |
| 120.    | Albert Wilson       | 2018-19, 21 | 17        | 78         | 4.6        | 28 0        |
| 121.    | George Chesser      | 1966-67     | 18        | 77         | 4.3        | 19 0        |
| 122.    | Tyler Thigpen       | 2009-10     | 14        | 74         | 5.3        | 12 0        |
| 123.    | Frank Jackson       | 1966-67     | 3         | 70         | 23.3       | 48 0        |



## ALL-TIME LEADERS

| RUSHING                     |                  |           |           |            |           |          |
|-----------------------------|------------------|-----------|-----------|------------|-----------|----------|
| PLAYER                      | YEARS            | NO.       | YDS.      | AVG.       | LG        | TD       |
| Jacoby Brissett             | 2021             | 19        | 70        | 3.7        | 19        | 1        |
| 125. Chad Pennington        | 2008-10          | 33        | 69        | 2.1        | 16        | 1        |
| 126. Matt Moore             | 2011-17          | 46        | 66        | 1.4        | 16        | 2        |
| 127. Brian Hartline         | 2009-14          | 7         | 65        | 9.3        | 30        | 1        |
| Larry Izzo                  | 1996-00          | 2         | 65        | 32.5       | 39        | 0        |
| 129. Lamar Gordon           | 2004             | 35        | 64        | 1.8        | 11        | 0        |
| Steve Slaton                | 2011             | 17        | 64        | 3.8        | 28        | 1        |
| 131. Gus Frerotte           | 2005             | 27        | 61        | 2.3        | 14        | 0        |
| Bob Torrey                  | 1979             | 13        | 61        | 4.7        | 17        | 1        |
| 133. Clarence Bailey        | 1987             | 10        | 55        | 5.5        | 13        | 0        |
| Arian Foster                | 2016             | 22        | 55        | 2.5        | 9         | 0        |
| 135. Brock Forsey           | 2004             | 19        | 53        | 2.8        | 15        | 0        |
| 136. O.J. McDuffie          | 1993-01          | 15        | 49        | 3.3        | 12        | 0        |
| Mike Wallace                | 2013-14          | 7         | 49        | 7.0        | 13        | 0        |
| 138. Jim Braxton            | 1978             | 20        | 48        | 2.4        | 15        | 2        |
| 139. Nick Gjakinto          | 1980-81          | 8         | 47        | 5.9        | 20        | 0        |
| <b>Tyreek Hill</b>          | <b>2022-23</b>   | <b>13</b> | <b>47</b> | <b>3.6</b> | <b>14</b> | <b>1</b> |
| 141. Mark Konecny           | 1987             | 6         | 46        | 7.7        | 19        | 0        |
| 142. John Tagliaferri       | 1987             | 13        | 45        | 3.5        | 7         | 1        |
| 143. Lawrence Phillips      | 1997             | 18        | 44        | 2.4        | 8         | 0        |
| 144. Jakeem Grant Sr.       | 2016-21          | 12        | 43        | 3.6        | 29        | 1        |
| 145. Bernie Kosar           | 1994-96          | 9         | 42        | 4.7        | 17        | 1        |
| 146. <b>Jaylen Waddle</b>   | <b>2021-23</b>   | <b>8</b>  | <b>41</b> | <b>5.1</b> | <b>12</b> | <b>1</b> |
| Rickey Isom                 | 1987             | 9         | 41        | 4.6        | 8         | 1        |
| Rick Norton                 | 1966-69          | 19        | 41        | 2.2        | 13        | 0        |
| 149. James Saxon            | 1992-94          | 17        | 36        | 2.1        | 9         | 0        |
| 150. Duriel Harris          | 1976-83, 1985    | 3         | 33        | 11.0       | 20        | 0        |
| Jordan Howard               | 2020             | 28        | 33        | 1.2        | 8         | 4        |
| Matt Turk                   | 2000-01, 2003-04 | 4         | 33        | 8.3        | 23        | 0        |
| 153. Lynn Bowden Jr.        | 2020             | 9         | 32        | 3.6        | 11        | 0        |
| Jay Cutler                  | 2017             | 19        | 32        | 1.7        | 9         | 0        |
| Trent Green                 | 2007             | 7         | 32        | 4.6        | 23        | 0        |
| 156. Rich Diana             | 1982             | 8         | 31        | 3.9        | 7         | 0        |
| 157. Davone Bess            | 2008-12          | 7         | 30        | 4.3        | 13        | 0        |
| Senorise Perry              | 2017-18          | 8         | 30        | 3.8        | 12        | 0        |
| 159. Tom Brown              | 1987-89          | 16        | 29        | 1.8        | 6         | 0        |
| 160. Teddy Bridgewater      | 2022             | 3         | 27        | 9.0        | 11        | 0        |
| 161. Lee Suggs              | 2006             | 6         | 26        | 4.3        | 7         | 0        |
| Marcus Thigpen              | 2012-13          | 7         | 26        | 3.7        | 9         | 0        |
| 163. Marlon Moore           | 2010-13          | 2         | 25        | 12.5       | 16        | 0        |
| 164. Craig Erickson         | 1996-98          | 15        | 24        | 1.6        | 12        | 0        |
| Joey Harrington             | 2006             | 19        | 24        | 1.3        | 7         | 0        |
| John Stofa                  | 1966-67, 1969-70 | 7         | 24        | 3.4        | 14        | 1        |
| 167. Marty Booker           | 2004-07          | 6         | 23        | 3.8        | 18        | 0        |
| Clayton Fejedelem           | 2020-22          | 4         | 23        | 5.8        | 22        | 0        |
| 169. <b>Erik Ezukanma</b>   | <b>2022-23</b>   | <b>5</b>  | <b>22</b> | <b>4.4</b> | <b>12</b> | <b>0</b> |
| Isaiah Pead                 | 2016             | 8         | 22        | 2.8        | 4         | 0        |
| 171. Joe Cribbs             | 1988             | 5         | 21        | 4.2        | 11        | 0        |
| Mike Gillislee              | 2013-14          | 6         | 21        | 3.5        | 6         | 0        |
| Brock Osweiler              | 2018             | 8         | 21        | 2.6        | 7         | 0        |
| <b>Skylar Thompson</b>      | <b>2022</b>      | <b>14</b> | <b>21</b> | <b>1.5</b> | <b>9</b>  | <b>0</b> |
| Dedric Ward                 | 2001-02          | 2         | 21        | 10.5       | 16        | 0        |
| 176. Daunte Culpepper       | 2006             | 10        | 20        | 2.0        | 7         | 1        |
| Don Strock                  | 1974-87          | 51        | 20        | 0.4        | 18        | 2        |
| 178. <b>Darrynton Evans</b> | <b>2023</b>      | <b>2</b>  | <b>16</b> | <b>8.0</b> | <b>13</b> | <b>0</b> |
| Brandon Marshall            | 2010-11          | 3         | 16        | 5.3        | 13        | 0        |
| Samaje Perine               | 2019             | 5         | 16        | 3.2        | 9         | 0        |
| 181. Charles Clay           | 2011-14          | 7         | 15        | 2.1        | 13        | 1        |
| Brian Griese                | 2003             | 5         | 15        | 3.0        | 9         | 0        |
| 183. Leonte Carroo          | 2016-18          | 1         | 14        | 14.0       | 14        | 0        |
| MarQueis Gray               | 2016-17          | 5         | 14        | 2.8        | 5         | 0        |
| Garrett Limbrick            | 1990             | 5         | 14        | 2.8        | 5         | 0        |



## ALL-TIME LEADERS

| RUSHING |                           |                  |          |           |             |             |
|---------|---------------------------|------------------|----------|-----------|-------------|-------------|
|         | PLAYER                    | YEARS            | NO.      | YDS.      | AVG.        | LG TD       |
| 186.    | A.J. Feeley               | 2004-05          | 14       | 13        | 0.9         | 7t 1        |
|         | Jovorskis Lane            | 2012             | 13       | 13        | 1.0         | 4 2         |
|         | Josh Rosen                | 2019             | 3        | 13        | 4.3         | 6 0         |
|         | Tom Orosz                 | 1981-82          | 1        | 13        | 13.0        | 13 0        |
|         | Gary Tucker               | 1968             | 4        | 13        | 3.3         | 7 0         |
| 191.    | John Beck                 | 2007-08          | 9        | 12        | 1.3         | 8 1         |
|         | Marlin Briscoe            | 1972-74          | 3        | 12        | 4.0         | 17 0        |
|         | Charles Jordan            | 1996-98          | 3        | 12        | 4.0         | 16 0        |
|         | Ron Moore                 | 1998             | 4        | 12        | 3.0         | 4 0         |
| 195.    | Terry Anderson            | 1977-78          | 1        | 11        | 11.0        | 11 0        |
|         | <b>Braxton Berrios</b>    | <b>2023</b>      | <b>1</b> | <b>11</b> | <b>11.0</b> | <b>11 0</b> |
|         | Terry Cole                | 1971             | 3        | 11        | 3.7         | 4 0         |
|         | Isaiah Ford               | 2019-21          | 1        | 11        | 11.0        | 11 0        |
|         | Cleveland Gary            | 1994             | 7        | 11        | 1.6         | 4 0         |
| 200.    | Nuu Faaola                | 1989             | 2        | 10        | 5.0         | 5 0         |
|         | Pete Roth                 | 1987             | 3        | 10        | 3.3         | 9 0         |
| 202.    | LaMichael James           | 2014-15          | 3        | 9         | 3.0         | 5 0         |
|         | Vick King                 | 2004             | 4        | 9         | 2.3         | 3 0         |
| 204.    | David Fales               | 2017             | 4        | 8         | 2.0         | 3 1         |
|         | <b>Alec Ingold</b>        | <b>2022-23</b>   | <b>8</b> | <b>8</b>  | <b>1.0</b>  | <b>2 1</b>  |
|         | Randy McMichael           | 2002-06          | 1        | 8         | 8.0         | 8 0         |
|         | <b>Cedrick Wilson Jr.</b> | <b>2022-23</b>   | <b>1</b> | <b>8</b>  | <b>8.0</b>  | <b>8 0</b>  |
| 208.    | Jimmy Hines               | 1969             | 1        | 7         | 7.0         | 7 0         |
|         | John Kidd                 | 1994-97          | 2        | 7         | 3.5         | 4 0         |
|         | Hendrick Lusk             | 1998             | 1        | 7         | 7.0         | 7 0         |
|         | Rishard Matthews          | 2012-15          | 2        | 7         | 3.5         | 4 0         |
|         | Preston Williams          | 2019-21          | 1        | 7         | 7.0         | 7 0         |
| 213.    | Kevin Curtis              | 2010             | 1        | 6         | 6.0         | 6 0         |
|         | Todd Doxzon               | 1998             | 2        | 6         | 3.0         | 3 0         |
|         | Craig Ellis               | 1986             | 3        | 6         | 2.0         | 2 0         |
|         | Tony Martin               | 1989-93, 1999-00 | 4        | 6         | 1.5         | 8 0         |
|         | De'Lance Turner           | 2019             | 4        | 6         | 1.5         | 5 0         |
|         | Dick Wood                 | 1966             | 5        | 6         | 1.2         | 7 1         |
| 219.    | Reagan Maui               | 2007             | 4        | 5         | 1.3         | 3 0         |
|         | Malcolm Perry             | 2020             | 3        | 5         | 1.7         | 6 0         |
|         | Sage Rosenfels            | 2002-05          | 9        | 5         | 0.6         | 12 0        |
|         | Kory Sheets               | 2009-10          | 1        | 5         | 5.0         | 5 0         |
|         | Don Testerman             | 1980             | 1        | 5         | 5.0         | 5 0         |
|         | Wes Welker                | 2004-06          | 1        | 5         | 5.0         | 5 0         |
|         | Robert Wilson             | 1994-96          | 2        | 5         | 2.5         | 5 0         |
| 226.    | Clyde Gates               | 2011             | 1        | 4         | 4.0         | 4 0         |
|         | Nate Jacquet              | 1998-99          | 1        | 4         | 4.0         | 4 0         |
|         | Clive Walford             | 2019             | 0        | 4         | 0.0         | 4 0         |
|         | <b>Durham Smythe</b>      | <b>2018-23</b>   | <b>4</b> | <b>4</b>  | <b>1.0</b>  | <b>2 1</b>  |
| 230.    | Fred Banks                | 1987-93          | 1        | 3         | 3.0         | 3 0         |
|         | Chris Clemons             | 2009-13          | 1        | 3         | 3.0         | 3 0         |
|         | Larry Cowan               | 1982             | 1        | 3         | 3.0         | 3 0         |
|         | Roosevelt Potts           | 1997             | 1        | 3         | 3.0         | 3 0         |
|         | Leslie Shepherd           | 2000             | 4        | 3         | 0.8         | 14 0        |
| 235.    | Orleans Darkwa            | 2014             | 4        | 2         | 0.5         | 7 0         |
|         | Matt Haack                | 2017-20          | 1        | 2         | 2.0         | 2 0         |
|         | Bruce Hardy               | 1978-89          | 1        | 2         | 2.0         | 2 0         |
|         | Larry Johnson             | 2011             | 1        | 2         | 2.0         | 2 0         |
|         | Ray Nealy                 | 1997             | 1        | 2         | 2.0         | 2 0         |
| 240.    | Greg Camarillo            | 2007-09          | 2        | 1         | 0.5         | 6 0         |
|         | JP Losman                 | 2011             | 2        | 1         | 0.5         | 1 0         |
|         | Michael Palardy           | 2021             | 1        | 1         | 1.0         | 1 0         |
| 243.    | Matt Darr                 | 2015-16          | 1        | 0         | 0.0         | 0 0         |
|         | Jim Del Gaizo             | 1972, 1975       | 1        | 0         | 0.0         | 0 0         |
|         | Heath Evans               | 2005             | 1        | 0         | 0.0         | 0 0         |
|         | Brandon Fields            | 2007-14          | 3        | 0         | 0.0         | 0 0         |
|         | Kim Hammond               | 1968             | 1        | 0         | 0.0         | 0 0         |



## ALL-TIME LEADERS

### RUSHING

|      | PLAYER             | YEARS       | NO.      | YDS.      | AVG.        | LG       | TD       |
|------|--------------------|-------------|----------|-----------|-------------|----------|----------|
|      | Clayton Heath      | 1976        | 1        | 0         | 0.0         | 0        | 0        |
|      | Donnie Jones       | 2005-06     | 2        | 0         | 0.0         | 0        | 0        |
|      | Barry Pryor        | 1969-70     | 2        | 0         | 0.0         | 5        | 0        |
| 251. | Doug Pederson      | 1993        | 2        | -1        | -0.5        | 5        | 0        |
| 252. | Danny Amendola     | 2018        | 1        | -2        | -2.0        | -2       | 0        |
|      | Obafemi Ayanbadejo | 2003        | 1        | -2        | -2.0        | -2       | 0        |
|      | Guy Benjamin       | 1978-79     | 1        | -2        | -2.0        | -2       | 0        |
|      | Bert Emanuel       | 2000        | 3        | -2        | -0.7        | 0        | 0        |
|      | Mike Michel        | 1977        | 1        | -2        | -2.0        | -2       | 0        |
|      | Doug Moreau        | 1966-69     | 1        | -2        | -2.0        | -2       | 0        |
|      | Scott Zolak        | 1999        | 2        | -2        | -1.0        | -1       | 0        |
| 259. | Jack Clancy        | 1967-69     | 3        | -4        | -1.3        | 2        | 0        |
|      | Steve DeBerg       | 1993        | 4        | -4        | -1.0        | -1       | 0        |
|      | Irving Fryar       | 1993-95     | 3        | -4        | -1.3        | 2        | 0        |
| 262. | Olindo Mare        | 1997-06     | 1        | -5        | -5.0        | -5       | 0        |
| 263. | George Roberts     | 1978-80     | 1        | -7        | -7.0        | -7       | 0        |
| 264. | Reggie Roby        | 1983-92     | 5        | -8        | -1.6        | 0        | 0        |
| 265. | George Mira        | 1971        | 6        | -9        | -1.5        | 3        | 0        |
|      | <b>Mike White</b>  | <b>2023</b> | <b>8</b> | <b>-9</b> | <b>-1.1</b> | <b>0</b> | <b>0</b> |
| 267. | Mark Duper         | 1982-92     | 1        | -10       | -10.0       | -10      | 0        |
| 268. | Ferrell Edmunds    | 1988-92     | 2        | -15       | -7.5        | -4       | 0        |
| 269. | Karl Noonan        | 1966-71     | 2        | -20       | -10.0       | -9       | 0        |

### PASSING

|     | PLAYER                 | YEARS            | ATT.         | COMP.        | YDS.          | PCT.        | TD        | INT       | RATE        |
|-----|------------------------|------------------|--------------|--------------|---------------|-------------|-----------|-----------|-------------|
| 1.  | Dan Marino             | 1983-99          | 8,358        | 4,967        | 61,361        | 59.4        | 420       | 252       | 86.4        |
| 2.  | Bob Griese             | 1967-80          | 3,429        | 1,926        | 25,092        | 56.2        | 192       | 172       | 77.1        |
| 3.  | Ryan Tannehill         | 2012-18          | 2,911        | 1,829        | 20,434        | 62.8        | 123       | 75        | 87.0        |
| 4.  | <b>Tua Tagovailoa</b>  | <b>2020-23</b>   | <b>1,638</b> | <b>1,096</b> | <b>12,639</b> | <b>66.9</b> | <b>81</b> | <b>37</b> | <b>97.1</b> |
| 5.  | Jay Fiedler            | 2000-04          | 1,603        | 936          | 11,040        | 58.4        | 66        | 63        | 76.8        |
| 6.  | Chad Henne             | 2008-11          | 1,065        | 646          | 7,114         | 60.7        | 31        | 37        | 75.7        |
| 7.  | David Woodley          | 1980-83          | 961          | 508          | 5,928         | 52.9        | 34        | 42        | 65.4        |
| 8.  | Ryan Fitzpatrick       | 2019-20          | 769          | 494          | 5,620         | 64.2        | 33        | 21        | 89.0        |
| 9.  | Don Strock             | 1974-87          | 688          | 388          | 4,613         | 56.4        | 39        | 37        | 73.5        |
| 10. | Matt Moore             | 2011-17          | 591          | 359          | 4,298         | 60.7        | 29        | 19        | 86.0        |
| 11. | Chad Pennington        | 2008-10          | 552          | 373          | 4,085         | 67.6        | 20        | 9         | 94.5        |
| 12. | Gus Frerotte           | 2005             | 494          | 257          | 2,996         | 52.0        | 18        | 13        | 71.9        |
| 13. | Jay Cutler             | 2017             | 429          | 266          | 2,666         | 62.0        | 19        | 14        | 80.8        |
| 14. | Earl Morrall           | 1972-76          | 284          | 153          | 2,335         | 53.9        | 17        | 17        | 76.2        |
| 15. | Joey Harrington        | 2006             | 388          | 223          | 2,236         | 57.5        | 12        | 15        | 68.2        |
| 16. | Cleo Lemon             | 2005-07          | 377          | 211          | 2,185         | 56.0        | 8         | 7         | 72.2        |
| 17. | A.J. Feeley            | 2004-05          | 356          | 191          | 1,893         | 53.7        | 11        | 15        | 61.7        |
| 18. | Scott Mitchell         | 1990-93          | 241          | 135          | 1,805         | 56.0        | 12        | 9         | 81.0        |
| 19. | Rick Norton            | 1966-69          | 377          | 156          | 1,751         | 41.4        | 6         | 30        | 28.1        |
| 20. | Damon Huard            | 1997-00          | 288          | 170          | 1,691         | 59.0        | 9         | 8         | 74.6        |
| 21. | Steve DeBerg           | 1993             | 188          | 113          | 1,521         | 60.1        | 6         | 7         | 81.0        |
| 22. | Jacoby Brissett        | 2021             | 225          | 141          | 1,283         | 62.7        | 5         | 4         | 78.1        |
| 23. | Brock Osweiler         | 2018             | 178          | 113          | 1,247         | 63.5        | 6         | 4         | 86.0        |
| 24. | Ray Lucas              | 2001-02          | 163          | 94           | 1,090         | 57.7        | 4         | 6         | 70.8        |
| 25. | Dick Wood              | 1966             | 230          | 83           | 993           | 36.1        | 4         | 14        | 30.6        |
| 26. | Trent Green            | 2007             | 141          | 85           | 987           | 60.3        | 5         | 7         | 72.6        |
|     | Bernie Kosar           | 1994-96          | 152          | 105          | 987           | 69.1        | 5         | 6         | 81.2        |
| 28. | Craig Erickson         | 1996-98          | 127          | 68           | 945           | 53.5        | 4         | 3         | 78.4        |
| 29. | Daunte Culpepper       | 2006             | 134          | 81           | 929           | 60.4        | 2         | 3         | 77.0        |
| 30. | John Stofa             | 1966-67, 1969-70 | 135          | 61           | 862           | 45.2        | 7         | 6         | 65.1        |
| 31. | Brian Griese           | 2003             | 130          | 74           | 813           | 56.9        | 5         | 6         | 69.2        |
| 32. | Sage Rosenfels         | 2002-05          | 109          | 54           | 776           | 49.5        | 6         | 6         | 68.4        |
| 33. | George Wilson, Jr.     | 1966             | 112          | 46           | 764           | 41.1        | 5         | 10        | 42.4        |
| 34. | Teddy Bridgewater      | 2022             | 79           | 49           | 683           | 62.0        | 4         | 4         | 85.6        |
| 35. | Kyle Mackey            | 1987             | 109          | 57           | 604           | 52.3        | 3         | 5         | 58.8        |
| 36. | Josh Rosen             | 2019             | 109          | 58           | 567           | 53.2        | 1         | 5         | 52.0        |
| 37. | John Beck              | 2007-08          | 107          | 60           | 559           | 56.1        | 1         | 3         | 62.0        |
| 38. | <b>Skyler Thompson</b> | <b>2022</b>      | <b>105</b>   | <b>60</b>    | <b>534</b>    | <b>57.1</b> | <b>1</b>  | <b>3</b>  | <b>62.2</b> |



## ALL-TIME LEADERS

| PASSING |                  |                        |      |       |      |       |    |     |       |
|---------|------------------|------------------------|------|-------|------|-------|----|-----|-------|
|         | PLAYER           | YEARS                  | ATT. | COMP. | YDS. | PCT.  | TD | INT | RATE  |
| 39.     | Tyler Thigpen    | 2009-10                | 70   | 37    | 518  | 52.9  | 3  | 4   | 67.4  |
| 40.     | Scott Secules    | 1989-92                | 70   | 33    | 393  | 47.1  | 2  | 5   | 44.5  |
| 41.     | David Fales      | 2017                   | 43   | 29    | 265  | 67.4  | 1  | 1   | 82.0  |
| 42.     | Jim Del Gaizo    | 1972, 1975             | 9    | 5     | 165  | 55.6  | 2  | 1   | 100.5 |
| 43.     | George Mira      | 1971                   | 30   | 11    | 159  | 36.7  | 1  | 1   | 51.9  |
| 44.     | Ron Jaworski     | 1987-88                | 14   | 9     | 123  | 64.3  | 1  | 0   | 116.1 |
| 45.     | Guy Benjamin     | 1978-79                | 12   | 9     | 119  | 75.0  | 1  | 1   | 99.0  |
| 46.     | Kim Hammond      | 1968                   | 26   | 13    | 116  | 50.0  | 0  | 2   | 30.3  |
| 47.     | Jim Jensen       | 1981-92                | 7    | 4     | 102  | 57.1  | 2  | 0   | 141.4 |
| 48.     | Mike White       | 2023                   | 6    | 5     | 74   | 83.3  | 1  | 1   | 118.1 |
| 49.     | Marlin Briscoe   | 1972-74                | 4    | 3     | 72   | 75.0  | 0  | 0   | 116.7 |
|         | Albert Wilson    | 2018-19, 21            | 4    | 2     | 72   | 50.0  | 1  | 0   | 135.4 |
| 51.     | Larry Seiple     | 1967-77                | 3    | 3     | 69   | 100.0 | 0  | 0   | 118.8 |
| 52.     | Ronnie Brown     | 2005-10                | 12   | 4     | 63   | 33.3  | 2  | 0   | 91.3  |
| 53.     | Tony Nathan      | 1979-87                | 8    | 4     | 61   | 50.0  | 1  | 0   | 115.1 |
| 54.     | JP Losman        | 2011                   | 10   | 6     | 60   | 60.0  | 0  | 0   | 77.1  |
| 55.     | Marty Booker     | 2004-07                | 3    | 1     | 48   | 33.3  | 0  | 0   | 81.9  |
|         | Mark Clayton     | 1983-92                | 2    | 1     | 48   | 50.0  | 1  | 1   | 95.8  |
| 57.     | Doug Pederson    | 1993                   | 8    | 4     | 41   | 50.0  | 0  | 0   | 65.1  |
| 58.     | Jim Kiick        | 1968-74                | 3    | 2     | 38   | 66.7  | 0  | 0   | 109.7 |
| 59.     | Lynn Bowden Jr.  | 2020                   | 2    | 1     | 32   | 50.0  | 0  | 0   | 95.8  |
| 60.     | Terry Kirby      | 1993-95                | 1    | 1     | 31   | 100.0 | 1  | 0   | 158.3 |
|         | Nat Moore        | 1974-86                | 2    | 1     | 31   | 50.0  | 0  | 0   | 95.8  |
| 62.     | Danny Amendola   | 2018                   | 1    | 1     | 28   | 100.0 | 1  | 0   | 158.3 |
| 63.     | Jack Clancy      | 1967-69                | 1    | 1     | 17   | 100.0 | 0  | 0   | 118.8 |
| 64.     | Eddie Hill       | 1981-84                | 2    | 1     | 14   | 50.0  | 0  | 0   | 72.9  |
| 65.     | Keith Byars      | 1993-96                | 2    | 1     | 11   | 50.0  | 1  | 0   | 106.3 |
|         | Archie Roberts   | 1967                   | 10   | 5     | 11   | 50.0  | 0  | 1   | 16.7  |
| 67.     | Jarvis Landry    | 2014-17                | 3    | 1     | 9    | 33.3  | 0  | 0   | 42.4  |
| 68.     | Scott Stankavage | 1987                   | 7    | 4     | 8    | 57.1  | 0  | 1   | 22.6  |
| 69.     | Troy Stradford   | 1987-90                | 2    | 1     | 6    | 50.0  | 0  | 0   | 56.3  |
| 70.     | Kenny Stills     | 2015-18                | 1    | 1     | 3    | 100.0 | 1  | 0   | 118.8 |
| 71.     | Matt Haack       | 2017-20                | 3    | 1     | 1    | 33.3  | 1  | 1   | 42.4  |
| 72.     | Brandon Fields   | 2007-14                | 1    | 0     | 0    | 0.0   | 0  | 0   | 39.6  |
|         | Mike Gesicki     | 2018-22                | 1    | 0     | 0    | 0.0   | 0  | 0   | 39.6  |
|         | MarQueis Gray    | 2016-17                | 1    | 0     | 0    | 0.0   | 0  | 0   | 39.6  |
|         | Bruce Hardy      | 1978-89                | 1    | 0     | 0    | 0.0   | 0  | 0   | 39.6  |
|         | Booth Lusteg     | 1967                   | 1    | 0     | 0    | 0.0   | 0  | 0   | 39.6  |
|         | Brandon Marshall | 2010-11                | 1    | 0     | 0    | 0.0   | 0  | 0   | 39.6  |
|         | Tony Martin      | 1989-93, 99-00         | 1    | 0     | 0    | 0.0   | 0  | 0   | 39.6  |
|         | Dan McGwire      | 1995                   | 1    | 0     | 0    | 0.0   | 0  | 0   | 39.6  |
|         | Lamar Smith      | 2000-01                | 1    | 0     | 0    | 0.0   | 0  | 0   | 39.6  |
|         | Freddie Solomon  | 1975-77                | 1    | 0     | 0    | 0.0   | 0  | 0   | 39.6  |
|         | Mike Wallace     | 2013-14                | 1    | 0     | 0    | 0.0   | 0  | 0   | 39.6  |
|         | Pat White        | 2009                   | 5    | 0     | 0    | 0.0   | 0  | 0   | 39.6  |
|         | Delvin Williams  | 1978-80                | 3    | 0     | 0    | 0.0   | 0  | 0   | 39.6  |
|         | Ricky Williams   | 2002-03, 2005, 2007-10 | 1    | 0     | 0    | 0.0   | 0  | 1   | 0.0   |
|         | Scott Zolak      | 1999                   | 4    | 0     | 0    | 0.0   | 0  | 0   | 39.6  |

| RECEIVING |                 |               |     |       |      |     |    |
|-----------|-----------------|---------------|-----|-------|------|-----|----|
|           | PLAYER          | YEARS         | NO. | YDS.  | AVG. | LG  | TD |
| 1.        | Mark Clayton    | 1983-92       | 550 | 8,643 | 15.7 | 78t | 81 |
| 2.        | Mark Duper      | 1982-92       | 511 | 8,869 | 17.4 | 85t | 59 |
| 3.        | Nat Moore       | 1974-86       | 510 | 7,546 | 14.8 | 79t | 74 |
| 4.        | O.J. McDuffie   | 1993-01       | 415 | 5,074 | 12.2 | 61t | 29 |
| 5.        | Chris Chambers  | 2001-07       | 405 | 5,688 | 14.0 | 77t | 43 |
| 6.        | Jarvis Landry   | 2014-17       | 400 | 4,038 | 10.1 | 71  | 22 |
| 7.        | Tony Nathan     | 1979-87       | 383 | 3,592 | 9.4  | 73  | 16 |
| 8.        | DeVante Parker  | 2015-21       | 338 | 4,727 | 14.0 | 56t | 24 |
| 9.        | Davone Bess     | 2008-12       | 321 | 3,447 | 10.7 | 41  | 12 |
| 10.       | Brian Hartline  | 2009-14       | 298 | 4,243 | 14.2 | 80t | 12 |
| 11.       | Randy McMichael | 2002-06       | 283 | 3,096 | 10.9 | 46  | 18 |
| 12.       | Duriel Harris   | 1976-83, 1985 | 269 | 4,534 | 16.9 | 64t | 18 |
| 13.       | Bruce Hardy     | 1978-89       | 256 | 2,455 | 9.6  | 31  | 25 |



## ALL-TIME LEADERS

| RECEIVING |                    |                        |     |       |      |        |
|-----------|--------------------|------------------------|-----|-------|------|--------|
|           | PLAYER             | YEARS                  | NO. | YDS.  | AVG. | LG TD  |
| 14.       | Jaylen Waddle      | 2021-23                | 251 | 3,385 | 13.5 | 84t 18 |
| 15.       | Tyreek Hill        | 2022-23                | 238 | 3,509 | 14.7 | 78t 20 |
| 16.       | Mike Gesicki       | 2018-22                | 231 | 2,617 | 11.3 | 70 18  |
| 17.       | Jim Jensen         | 1981-92                | 229 | 2,171 | 9.5  | 31 19  |
| 18.       | Oronde Gadsden     | 1998-03                | 227 | 3,252 | 14.3 | 62 22  |
| 19.       | Jim Kiick          | 1968-74                | 221 | 2,210 | 10.0 | 53t 3  |
| 20.       | Howard Twilley     | 1966-76                | 212 | 3,064 | 14.5 | 44 23  |
| 21.       | Tony Martin        | 1989-93, 1999-00       | 202 | 3,152 | 15.6 | 80t 14 |
| 22.       | Irving Fryar       | 1993-95                | 199 | 3,190 | 16.0 | 67t 20 |
| 23.       | Ricky Williams     | 2002-03, 2005, 2007-10 | 197 | 1,431 | 7.3  | 59 6   |
| 24.       | Marty Booker       | 2004-07                | 194 | 2,627 | 13.5 | 60t 11 |
| 25.       | Anthony Fasano     | 2008-12, 2017          | 189 | 2,211 | 11.7 | 35t 24 |
| 26.       | Ronnie Brown       | 2005-10                | 184 | 1,491 | 8.1  | 43 2   |
| 27.       | Brandon Marshall   | 2010-11                | 167 | 2,228 | 13.3 | 65t 9  |
| 28.       | Keith Byars        | 1993-96                | 166 | 1,433 | 8.6  | 34 10  |
| 29.       | Kenny Stills       | 2015-18                | 164 | 2,566 | 15.6 | 75t 24 |
| 30.       | Charles Clay       | 2011-14                | 161 | 1,809 | 11.2 | 67 14  |
| 31.       | Troy Stradford     | 1987-90                | 159 | 1,373 | 8.6  | 36 2   |
| 32.       | Paul Warfield      | 1970-74                | 156 | 3,355 | 21.5 | 86t 33 |
| 33.       | Terry Kirby        | 1993-95                | 155 | 1,646 | 10.6 | 47 6   |
| 34.       | Keith Jackson      | 1992-94                | 146 | 1,880 | 12.9 | 57t 18 |
| 35.       | Bernie Parmalee    | 1992-98                | 144 | 1,306 | 9.1  | 35 3   |
| 36.       | Mike Wallace       | 2013-14                | 140 | 1,792 | 12.8 | 57 15  |
|           | Tony Paige         | 1990-92                | 140 | 1,115 | 8.0  | 30 6   |
| 38.       | Karl Noonan        | 1966-71                | 136 | 1,798 | 13.2 | 51t 17 |
| 39.       | Ted Ginn, Jr.      | 2007-09                | 128 | 1,664 | 13.0 | 64 5   |
| 40.       | Troy Drayton       | 1996-99                | 127 | 1,511 | 11.9 | 51 8   |
| 41.       | Durham Smythe      | 2018-23                | 123 | 1,175 | 9.6  | 26 3   |
|           | Lorenzo Hampton    | 1985-89                | 123 | 954   | 7.8  | 39t 6  |
| 43.       | Jim Mandich        | 1970-77                | 121 | 1,406 | 11.6 | 44 23  |
| 44.       | Ferrell Edmunds    | 1988-92                | 117 | 1,612 | 13.8 | 80t 10 |
|           | Lamar Miller       | 2012-15                | 117 | 887   | 7.6  | 54t 3  |
| 46.       | Kenyan Drake       | 2016-19                | 116 | 936   | 8.1  | 52t 6  |
| 47.       | Greg Camarillo     | 2007-09                | 113 | 1,325 | 11.7 | 64t 4  |
| 48.       | Joe Rose           | 1980-85                | 112 | 1,493 | 13.3 | 50 13  |
| 49.       | Rob Konrad         | 1999-04                | 111 | 854   | 7.7  | 25 6   |
| 50.       | Norm Bulaich       | 1975-79                | 109 | 752   | 6.9  | 59t 6  |
| 51.       | James McKnight     | 2001-03                | 107 | 1,497 | 14.0 | 80t 7  |
|           | Rishard Matthews   | 2012-15                | 107 | 1,396 | 13.0 | 53t 8  |
| 53.       | Myles Gaskin       | 2019-22                | 101 | 701   | 6.9  | 59t 6  |
| 54.       | Fred Banks         | 1987-93                | 99  | 1,555 | 15.7 | 61 8   |
| 55.       | Stanley Pritchett  | 1996-99                | 98  | 798   | 8.1  | 74t 6  |
| 56.       | Wes Welker         | 2004-06                | 96  | 1,121 | 11.7 | 47 1   |
| 57.       | Dan Johnson        | 1983-87                | 94  | 1,012 | 10.8 | 61t 16 |
|           | Albert Wilson      | 2018-19, 21            | 94  | 955   | 10.2 | 75t 5  |
| 59.       | Jimmy Cefalo       | 1978-84                | 93  | 1,739 | 18.7 | 69t 13 |
|           | Ron Davenport      | 1985-89                | 93  | 801   | 8.6  | 29 4   |
| 61.       | Larry Csonka       | 1968-74, 1979          | 91  | 688   | 7.6  | 65 4   |
|           | Jakeem Grant Sr.   | 2016-21                | 91  | 1,001 | 11.0 | 65t 5  |
| 63.       | Mark Ingram        | 1993-94                | 88  | 1,213 | 13.8 | 77t 12 |
|           | Jack Clancy        | 1967-69                | 88  | 1,157 | 13.1 | 50 3   |
| 65.       | Damien Williams    | 2014-17                | 85  | 733   | 8.6  | 58 6   |
| 66.       | Lamar Thomas       | 1996-00                | 81  | 1,171 | 14.5 | 56t 8  |
| 67.       | Reggie Bush        | 2011-12                | 78  | 588   | 7.5  | 34 3   |
| 68.       | Karim Abdul-Jabbar | 1996-99                | 77  | 527   | 6.8  | 36t 1  |
| 69.       | Dion Sims          | 2013-16                | 74  | 699   | 9.4  | 38 8   |
|           | Gary Davis         | 1976-79                | 74  | 592   | 8.0  | 34 1   |
| 71.       | Larry Seiple       | 1967-77                | 73  | 934   | 12.8 | 41t 7  |
|           | Doug Moreau        | 1966-69                | 73  | 926   | 12.7 | 43 6   |
| 73.       | Delvin Williams    | 1978-80                | 70  | 574   | 8.2  | 42 1   |
| 74.       | Andre Tillman      | 1975-78                | 66  | 757   | 11.5 | 37t 6  |
| 75.       | David Martin       | 2007-08                | 65  | 753   | 11.6 | 61t 5  |
| 76.       | Isaiah Ford        | 2018-21                | 63  | 681   | 10.8 | 52 2   |
| 77.       | Freddie Solomon    | 1975-77                | 61  | 973   | 16.0 | 58t 5  |
|           | Lamar Smith        | 2000-01                | 61  | 435   | 7.1  | 65t 4  |



## ALL-TIME LEADERS

| RECEIVING |                           |                      |           |            |             |              |
|-----------|---------------------------|----------------------|-----------|------------|-------------|--------------|
|           | PLAYER                    | YEARS                | NO.       | YDS.       | AVG.        | LG TD        |
| 79.       | Brandon Gibson            | 2013-14              | 59        | 621        | 10.5        | 46 4         |
|           | Danny Amendola            | 2018                 | 59        | 575        | 9.7         | 39 1         |
|           | Tom Vigorito              | 1981-85              | 59        | 439        | 7.4         | 31t 2        |
| 82.       | James Pruitt              | 1986-88, 1990-91     | 58        | 942        | 16.2        | 37 8         |
| 83.       | Marlin Briscoe            | 1972-74              | 57        | 858        | 15.1        | 53 7         |
| 84.       | Preston Williams          | 2019-21              | 56        | 787        | 14.1        | 47 7         |
|           | <b>Raheem Mostert</b>     | <b>2015, 2022-23</b> | <b>56</b> | <b>377</b> | <b>6.7</b>  | <b>25 5</b>  |
| 86.       | Daniel Thomas             | 2011-14              | 55        | 412        | 7.5         | 32 3         |
| 87.       | Jerris McPhail            | 1996-97              | 54        | 544        | 10.1        | 52 1         |
|           | Bobby Humphrey            | 1992                 | 54        | 507        | 9.4         | 26 1         |
| 89.       | Fred Barnett              | 1996-97              | 53        | 728        | 13.7        | 66 4         |
|           | Derek Hagan               | 2006-08              | 53        | 645        | 12.2        | 24 3         |
| 91.       | Sammy Morris              | 2004-06              | 51        | 340        | 6.7         | 44 0         |
| 92.       | Travis Minor              | 2001-06              | 50        | 353        | 7.1         | 29 1         |
| 93.       | Derrius Thompson          | 2003-04              | 49        | 718        | 14.7        | 36 4         |
| 94.       | Marv Fleming              | 1970-74              | 48        | 523        | 10.9        | 36 4         |
|           | Jay Ajayi                 | 2015-17              | 48        | 308        | 6.4         | 20 0         |
| 96.       | Mercury Morris            | 1969-75              | 46        | 491        | 10.7        | 50 1         |
| 97.       | Justin Peelle             | 2006-07              | 45        | 344        | 7.6         | 35 3         |
| 98.       | Eric Green                | 1995                 | 43        | 499        | 11.6        | 31t 3        |
|           | Jordan Cameron            | 2015-16              | 43        | 446        | 10.4        | 29 4         |
| 100.      | Stan Mitchell             | 1966-70              | 42        | 533        | 12.7        | 48 5         |
| 101.      | Julius Thomas             | 2017                 | 41        | 388        | 9.5         | 27 3         |
| 102.      | Joe Auer                  | 1966-67              | 40        | 481        | 12.0        | 68t 6        |
|           | Dedric Ward               | 2001-02              | 40        | 381        | 9.5         | 22 0         |
|           | <b>Salvon Ahmed</b>       | <b>2020-23</b>       | <b>40</b> | <b>274</b> | <b>6.9</b>  | <b>20 1</b>  |
| 105.      | Ed Perry                  | 1997-04              | 39        | 308        | 7.9         | 46 2         |
|           | Woody Bennett             | 1980-89              | 39        | 295        | 7.6         | 27 3         |
| 107.      | Gary Clark                | 1995                 | 37        | 525        | 14.2        | 42t 2        |
|           | Mark Higgs                | 1990-94              | 37        | 294        | 7.9         | 21 0         |
| 109.      | Charles Jordan            | 1996-98              | 36        | 640        | 17.8        | 44t 3        |
|           | Patrick Laird             | 2019-21              | 36        | 289        | 8.0         | 21 0         |
| 111.      | Leslie Shepherd           | 2000                 | 35        | 446        | 12.7        | 46t 4        |
| 112.      | Jed Weaver                | 2000-02              | 34        | 469        | 13.8        | 41 5         |
|           | <b>Cedrick Wilson Jr.</b> | <b>2022-23</b>       | <b>34</b> | <b>432</b> | <b>12.7</b> | <b>31t 3</b> |
| 114.      | Randal Hill               | 1991, 1995-96        | 33        | 669        | 20.3        | 61 4         |
| 115.      | Allen Hurns               | 2019                 | 32        | 416        | 13.0        | 27 2         |
|           | Patrick Cobbs             | 2006-10              | 32        | 409        | 12.8        | 80t 4        |
|           | Sammie Smith              | 1989-91              | 32        | 310        | 9.7         | 53t 1        |
|           | Aaron Craver              | 1991-94              | 32        | 304        | 9.5         | 28 0         |
|           | Leroy Harris              | 1977-78              | 32        | 240        | 7.5         | 57 0         |
|           | James Saxon               | 1992-94              | 32        | 192        | 6.0         | 25 0         |
| 121.      | Nick Giaquinto            | 1980-81              | 31        | 230        | 7.4         | 25 2         |
| 122.      | Trent Sherfield           | 2022                 | 30        | 417        | 13.9        | 75t 2        |
|           | Mack Hollins              | 2019-21              | 30        | 399        | 13.3        | 65t 5        |
|           | Greg Baty                 | 1990-94              | 30        | 377        | 12.6        | 32 4         |
| 125.      | J.J. Johnson              | 1999-01              | 29        | 182        | 6.3         | 17 0         |
|           | Lousaka Polite            | 2008-10              | 29        | 136        | 4.7         | 14 0         |
| 127.      | Lorenzo Booker            | 2007                 | 28        | 237        | 8.5         | 22 0         |
|           | <b>Alec Ingold</b>        | <b>2022-23</b>       | <b>28</b> | <b>224</b> | <b>8.0</b>  | <b>23 1</b>  |
|           | Lynn Bowden Jr.           | 2020                 | 28        | 211        | 7.5         | 22 0         |
| 130.      | Andre Brown               | 1989-90              | 27        | 459        | 17.0        | 48t 5        |
|           | Dave Kocourek             | 1966                 | 27        | 320        | 11.9        | 43 2         |
|           | <b>Braxton Berrios</b>    | <b>2023</b>          | <b>27</b> | <b>238</b> | <b>8.8</b>  | <b>22 1</b>  |
|           | <b>De'Von Achane</b>      | <b>2023</b>          | <b>27</b> | <b>197</b> | <b>7.3</b>  | <b>23 3</b>  |
|           | Jesse Chatman             | 2005, 2007           | 27        | 161        | 6.0         | 22 0         |
| 135.      | Bo Roberson               | 1966                 | 26        | 519        | 20.0        | 80t 2        |
|           | Lex Hilliard              | 2009-11              | 26        | 210        | 8.1         | 18 2         |
|           | <b>Jeff Wilson Jr.</b>    | <b>2022-23</b>       | <b>26</b> | <b>179</b> | <b>6.9</b>  | <b>14 1</b>  |
| 138.      | Frank Jackson             | 1966-67              | 25        | 439        | 17.6        | 48 3         |
|           | Don Nottingham            | 1973-77              | 25        | 213        | 8.5         | 29 0         |
|           | Ronnie Lee                | 1979-82, 1984-89     | 25        | 167        | 6.7         | 41 3         |
| 141.      | Adam Shaheen              | 2020-21              | 24        | 260        | 10.8        | 43 3         |
|           | Irving Spikes             | 1994-97              | 24        | 185        | 7.7         | 24 2         |
| 143.      | Kalen Ballage             | 2018-19              | 23        | 119        | 5.2         | 31 0         |



## ALL-TIME LEADERS

| RECEIVING |                       |                |           |            |             |             |
|-----------|-----------------------|----------------|-----------|------------|-------------|-------------|
|           | PLAYER                | YEARS          | NO.       | YDS.       | AVG.        | LG TD       |
| 144.      | Gene Milton           | 1968-69        | 21        | 322        | 15.3        | 49 1        |
|           | Mike Williams         | 1992-95        | 21        | 292        | 13.9        | 29 0        |
|           | Scott Miller          | 1991-96        | 21        | 274        | 13.0        | 27 1        |
|           | Joey Haynos           | 2008-09        | 21        | 184        | 8.8         | 21 3        |
| 148.      | Bryan Gilmore         | 2004-05        | 20        | 311        | 15.6        | 44t 2       |
|           | Donald Lee            | 2003-04        | 20        | 220        | 11.0        | 25 2        |
| 150.      | Scott Schwedes        | 1987-90        | 19        | 370        | 19.5        | 65t 2       |
|           | Brett Perriman        | 1997           | 19        | 309        | 16.3        | 26 1        |
|           | Greg Jennings         | 2015           | 19        | 208        | 10.9        | 31 1        |
| 153.      | Otto Stowe            | 1971-72        | 18        | 344        | 19.1        | 49 3        |
|           | Marlon Moore          | 2010-13        | 18        | 300        | 16.7        | 57t 2       |
|           | Yatil Green           | 1997-99        | 18        | 234        | 13.0        | 27 0        |
|           | <b>River Cracraft</b> | <b>2022-23</b> | <b>18</b> | <b>223</b> | <b>12.4</b> | <b>24 3</b> |
|           | Autry Denson          | 1999-00        | 18        | 133        | 7.4         | 28 0        |
|           | Robert Edwards        | 2002           | 18        | 126        | 7.0         | 14 1        |
|           | Hunter Goodwin        | 1999-01        | 18        | 118        | 6.6         | 14 1        |
|           | Eddie Hill            | 1981-84        | 18        | 106        | 5.9         | 16 1        |
| 161.      | Benny Malone          | 1974-78        | 17        | 234        | 13.8        | 43 0        |
| 162.      | Thurman Thomas        | 2000           | 16        | 117        | 7.3         | 15 1        |
|           | Abner Haynes          | 1967           | 16        | 100        | 6.3         | 22 0        |
| 164.      | MarQueis Gray         | 2016-17        | 15        | 184        | 12.3        | 53 0        |
|           | Mark Walton           | 2019           | 15        | 89         | 5.9         | 18 0        |
| 166.      | Tom Brown             | 1987-89        | 14        | 123        | 8.8         | 23 0        |
| 167.      | Billy Joe             | 1966           | 13        | 116        | 8.9         | 67 1        |
|           | Cookie Gilchrist      | 1966           | 13        | 110        | 8.5         | 22 1        |
|           | Lamar Gordon          | 2004           | 13        | 74         | 5.7         | 25 0        |
|           | Terry Robiskie        | 1980-81        | 13        | 60         | 4.6         | 15 0        |
| 171.      | Leonte Carroo         | 2016-18        | 12        | 192        | 16.0        | 74t 2       |
|           | Frank Gore            | 2018           | 12        | 124        | 10.3        | 24 1        |
|           | Nick O'Leary          | 2018-19        | 12        | 123        | 10.3        | 19 1        |
|           | John Tagliaferri      | 1987           | 12        | 117        | 9.8         | 27 0        |
|           | Marc Logan            | 1989-91        | 12        | 88         | 7.3         | 12 0        |
|           | Obafemi Ayanbadejo    | 2003           | 12        | 53         | 4.4         | 12 0        |
| 177.      | Jack Harper           | 1967-68        | 11        | 212        | 19.3        | 40 3        |
|           | John Roderick         | 1966-67        | 11        | 156        | 14.2        | 64 1        |
|           | Jim Cox               | 1968           | 11        | 147        | 13.4        | 30 0        |
|           | Jovorskie Lane        | 2012           | 11        | 79         | 7.2         | 24 1        |
|           | Joe Carter            | 1984-86        | 11        | 66         | 6.0         | 15 0        |
| 182.      | Preston Carpenter     | 1966           | 10        | 127        | 12.7        | 42 0        |
|           | Chase Edmonds         | 2022           | 10        | 96         | 9.6         | 15 1        |
|           | Steve Howell          | 1979-81        | 10        | 70         | 7.0         | 13 0        |
|           | Sam Price             | 1966-68        | 10        | 70         | 7.0         | 27 1        |
|           | John Avery            | 1998-99        | 10        | 67         | 6.7         | 19t 1       |
| 187.      | Nate Jacquet          | 1998-99        | 9         | 140        | 15.6        | 29 0        |
|           | Marcus Thigpen        | 2012-13        | 9         | 112        | 12.4        | 50 1        |
|           | Matt Breida           | 2020           | 9         | 96         | 10.7        | 31 0        |
|           | Leland Douglas        | 1987           | 9         | 92         | 10.2        | 17 1        |
|           | Malcolm Perry         | 2020           | 9         | 92         | 10.2        | 25t 1       |
| 192.      | Jeff Ogden            | 2000-01        | 8         | 97         | 12.1        | 18 1        |
|           | Cris Carter           | 2002           | 8         | 66         | 8.3         | 15 1        |
|           | Lawrence Sampleton    | 1987           | 8         | 64         | 8.0         | 19 0        |
|           | David Overstreet      | 1983           | 8         | 55         | 6.9         | 20 2        |
|           | Lorenzo Diamond       | 2005           | 8         | 54         | 6.8         | 18 0        |
|           | Rick Casares          | 1966           | 8         | 45         | 5.6         | 20 1        |
| 198.      | Bert Emanuel          | 2000           | 7         | 132        | 18.9        | 53t 1       |
|           | Eddie Chavis          | 1987           | 7         | 108        | 15.4        | 27 0        |
|           | Loaird McCreary       | 1976-78        | 7         | 88         | 12.6        | 30 3        |
|           | Brian Manning         | 1997           | 7         | 85         | 12.1        | 21 0        |
|           | Bill Cronin           | 1966           | 7         | 83         | 11.9        | 21 1        |
|           | Michael Egnew         | 2012-13        | 7         | 69         | 9.9         | 14 0        |
|           | Willie Richardson     | 1970           | 7         | 67         | 9.6         | 27 1        |
|           | Dominique Jones       | 2016           | 7         | 61         | 8.7         | 24 1        |
| 206.      | Vince Heflin          | 1982-85        | 6         | 98         | 16.3        | 46t 1       |
|           | Arian Foster          | 2016           | 6         | 78         | 13.0        | 50 0        |
|           | Jonas Gray            | 2015           | 6         | 72         | 12.0        | 25 0        |





## ALL-TIME LEADERS

| RECEIVING                 |             |          |            |             |            |          |
|---------------------------|-------------|----------|------------|-------------|------------|----------|
| PLAYER                    | YEARS       | NO.      | YDS.       | AVG.        | LG         | TD       |
| Armon Binns               | 2012-13     | 6        | 67         | 11.2        | 21         | 0        |
| Roberto Wallace           | 2010-11     | 6        | 62         | 10.3        | 19         | 0        |
| Brice Butler              | 2018        | 6        | 60         | 10.0        | 23t        | 1        |
| Stan Winfrey              | 1975-77     | 6        | 55         | 9.2         | 16         | 1        |
| David Lewis               | 1987        | 6        | 53         | 8.8         | 22         | 1        |
| <b>Julian Hill</b>        | <b>2023</b> | <b>6</b> | <b>48</b>  | <b>8.0</b>  | <b>18</b>  | <b>0</b> |
| Hubert Ginn               | 1970-75     | 6        | 47         | 7.8         | 23         | 0        |
| Cecil Collins             | 1999        | 6        | 32         | 5.3         | 12         | 0        |
| Mark Konecny              | 1987        | 6        | 26         | 4.3         | 10         | 0        |
| Andra Franklin            | 1981-84     | 6        | 15         | 2.5         | 6          | 1        |
| 219. Damon Reilly         | 1987        | 5        | 70         | 14.0        | 20         | 0        |
| A.J. Derby                | 2017-18     | 5        | 68         | 13.6        | 19t        | 1        |
| Ronnie Williams           | 1993-95     | 5        | 54         | 10.8        | 17         | 0        |
| Jake Stoneburner          | 2015        | 5        | 47         | 9.4         | 13         | 2        |
| 223. <b>Robbie Chosen</b> | <b>2023</b> | <b>4</b> | <b>126</b> | <b>31.5</b> | <b>68t</b> | <b>1</b> |
| Mel Baker                 | 1974        | 4        | 121        | 30.3        | 46t        | 2        |
| Elmer Bailey              | 1980-81     | 4        | 105        | 26.3        | 39         | 0        |
| David Boston              | 2004-05     | 4        | 80         | 20.0        | 54         | 0        |
| Jabar Gaffney             | 2012        | 4        | 68         | 17.0        | 30         | 0        |
| Clive Walford             | 2019        | 4        | 57         | 14.3        | 19         | 0        |
| Brett Carolan             | 1996        | 4        | 48         | 12.0        | 21         | 1        |
| Jim Braxton               | 1978        | 4        | 47         | 11.8        | 19         | 0        |
| Samkon Gado               | 2007        | 4        | 47         | 11.8        | 35         | 0        |
| Duke Johnson              | 2021        | 4        | 41         | 10.3        | 20         | 0        |
| Tom Boutwell              | 1969        | 4        | 29         | 7.3         | 12         | 0        |
| DeAndre Washington        | 2020        | 4        | 28         | 7.0         | 10         | 0        |
| <b>Chase Claypool</b>     | <b>2023</b> | <b>4</b> | <b>26</b>  | <b>6.5</b>  | <b>15</b>  | <b>0</b> |
| William Fuller V          | 2021        | 4        | 26         | 6.5         | 10         | 0        |
| Garrett Limbrick          | 1990        | 4        | 23         | 5.8         | 9          | 0        |
| Heath Evans               | 2005        | 4        | 17         | 4.3         | 5          | 0        |
| Jamar Martin              | 2004        | 4        | 15         | 3.8         | 7          | 0        |
| Charles Leigh             | 1971-74     | 4        | 9          | 2.3         | 7          | 0        |
| 241. Robert Clark         | 1992        | 3        | 59         | 19.7        | 45         | 0        |
| Gene Mingo                | 1966-67     | 3        | 40         | 13.3        | 9          | 0        |
| Bill Darnall              | 1968-69     | 3        | 38         | 12.7        | 13         | 0        |
| Orleans Darkwa            | 2014        | 3        | 31         | 10.3        | 17         | 0        |
| Kory Sperry               | 2009        | 3        | 31         | 10.3        | 13         | 1        |
| Brandon London            | 2008        | 3        | 30         | 10.0        | 14         | 0        |
| Roosevelt Potts           | 1997        | 3        | 27         | 9.0         | 13         | 0        |
| De'Veon Smith             | 2017        | 3        | 27         | 9.0         | 13         | 0        |
| Ernest Wilford            | 2008        | 3        | 25         | 8.3         | 15         | 0        |
| Darian Barnes             | 2005-06     | 3        | 22         | 7.3         | 13         | 0        |
| Gator Hoskins             | 2014        | 3        | 21         | 7.0         | 14         | 0        |
| Brandon Bolden            | 2018        | 3        | 13         | 4.3         | 9          | 1        |
| Anthony Armstrong         | 2012        | 3        | 12         | 4.0         | 7          | 0        |
| Leonard Henry             | 2002-04     | 3        | 12         | 4.0         | 7          | 0        |
| Malcolm Brown             | 2021        | 3        | 10         | 3.3         | 7          | 0        |
| Robert Wilson             | 1994-96     | 3        | 8          | 2.7         | 3t         | 1        |
| Ryan Tannehill            | 2012-18     | 3        | 8          | 2.7         | 9          | 1        |
| 258. Kendall Newson       | 2003-05     | 2        | 55         | 27.5        | 37         | 0        |
| Ron Sellers               | 1973        | 2        | 54         | 27.0        | 42         | 0        |
| Mike Caterbone            | 1987        | 2        | 46         | 23.0        | 30         | 0        |
| Mickey Shuler             | 2010        | 2        | 44         | 22.0        | 28         | 0        |
| Desmond Clark             | 2002        | 2        | 42         | 21.0        | 26         | 0        |
| Jim Mertens               | 1969        | 2        | 26         | 13.0        | 15         | 0        |
| Jimmy Hines               | 1969        | 2        | 23         | 11.5        | 22         | 0        |
| Rich Diana                | 1982        | 2        | 21         | 10.5        | 13         | 0        |
| David Woodley             | 1980-83     | 2        | 21         | 10.5        | 15t        | 1        |
| Antonio Callaway          | 2020        | 2        | 20         | 10.0        | 13         | 0        |
| Cleveland Gary            | 1994        | 2        | 19         | 9.5         | 11         | 0        |
| Clyde Gates               | 2011        | 2        | 19         | 9.5         | 11         | 0        |
| Kevin McKenzie            | 1999        | 2        | 18         | 9.0         | 13         | 0        |
| Charles Henry             | 1991        | 2        | 17         | 8.5         | 9          | 0        |
| <b>Braylon Sanders</b>    | <b>2022</b> | <b>2</b> | <b>17</b>  | <b>8.5</b>  | <b>13</b>  | <b>0</b> |
| Cethan Carter             | 2021-22     | 2        | 16         | 8.0         | 8          | 0        |



## ALL-TIME LEADERS

| RECEIVING                |                |          |          |            |           |          |  |
|--------------------------|----------------|----------|----------|------------|-----------|----------|--|
| PLAYER                   | YEARS          | NO.      | YDS.     | AVG.       | LG        | TD       |  |
| Brian Kinchen            | 1988-90        | 2        | 15       | 7.5        | 12        | 0        |  |
| Deon Dyer                | 2000-02        | 2        | 14       | 7.0        | 13        | 0        |  |
| Cliff Russell            | 2005-06        | 2        | 14       | 7.0        | 9         | 0        |  |
| Willie Smith             | 1987           | 2        | 13       | 6.5        | 8         | 1        |  |
| Chandler Cox             | 2019-20        | 2        | 9        | 4.5        | 6         | 0        |  |
| Ronald Scott             | 1987           | 2        | 7        | 3.5        | 5         | 0        |  |
| Reagan Maui              | 2007           | 2        | 5        | 2.5        | 5         | 0        |  |
| Casey Cramer             | 2008           | 2        | 3        | 1.5        | 2t        | 1        |  |
| <b>Christian Wilkins</b> | <b>2019-23</b> | <b>2</b> | <b>2</b> | <b>2.0</b> | <b>1t</b> | <b>2</b> |  |
| Bob Torrey               | 1979           | 2        | 3        | 1.5        | 8         | 0        |  |
| Barry Pryor              | 1969-70        | 2        | -3       | -1.5       | 0         | 0        |  |
| Steve Slaton             | 2011           | 2        | -3       | -1.5       | -1        | 0        |  |
| 286. Bo Rather           | 1973, 1978     | 1        | 39       | 39.0       | 39        | 0        |  |
| Wes Matthews             | 1966           | 1        | 20       | 20.0       | 20        | 0        |  |
| Tom Beier                | 1967, 1969     | 1        | 19       | 19.0       | 19        | 0        |  |
| Legedu Naanee            | 2012           | 1        | 19       | 19.0       | 19        | 0        |  |
| Robert Baker             | 1999-02        | 1        | 17       | 17.0       | 17        | 0        |  |
| Damian Williams          | 2014           | 1        | 14       | 14.0       | 14        | 0        |  |
| Kirk Merritt             | 2021           | 1        | 13       | 13.0       | 13        | 0        |  |
| Mike Holmes              | 1976           | 1        | 11       | 11.0       | 11        | 0        |  |
| Ricky Isom               | 1987           | 1        | 11       | 11.0       | 11        | 0        |  |
| Keith Sims               | 1990-97        | 1        | 9        | 9.0        | 9         | 0        |  |
| Dick Anderson            | 1968-77        | 1        | 8        | 8.0        | 8         | 0        |  |
| Ronald Bellamy           | 2004           | 1        | 8        | 8.0        | 8         | 0        |  |
| Nuu Faaola               | 1989           | 1        | 8        | 8.0        | 8         | 0        |  |
| Vick King                | 2004           | 1        | 8        | 8.0        | 8         | 0        |  |
| Jeron Mastrud            | 2011-12        | 1        | 8        | 8.0        | 8         | 0        |  |
| Knowshon Moreno          | 2014           | 1        | 8        | 8.0        | 8         | 0        |  |
| Hunter Long              | 2021-22        | 1        | 8        | 8.0        | 8         | 0        |  |
| Phillip Lindsay          | 2021           | 1        | 8        | 8.0        | 8         | 0        |  |
| Vern Den Herder          | 1971-82        | 1        | 7        | 7.0        | 7t        | 1        |  |
| Aaron Halterman          | 2007           | 1        | 7        | 7.0        | 7         | 0        |  |
| Tommylee Lewis           | 2021           | 1        | 7        | 7.0        | 7         | 0        |  |
| Kevin Curtis             | 2010           | 1        | 6        | 6.0        | 6         | 0        |  |
| Lawrence Phillips        | 1997           | 1        | 6        | 6.0        | 6         | 0        |  |
| Isaiah Pead              | 2016           | 1        | 6        | 6.0        | 6         | 0        |  |
| George Farmer            | 1987           | 1        | 5        | 5.0        | 5         | 0        |  |
| George Chesser           | 1966-67        | 1        | 4        | 4.0        | 4         | 0        |  |
| Dewayne Dotson           | 1994-95, 1997  | 1        | 4        | 4.0        | 4         | 0        |  |
| Doug Easlick             | 2004           | 1        | 4        | 4.0        | 4         | 0        |  |
| <b>Erik Ezukanma</b>     | <b>2022-23</b> | <b>1</b> | <b>3</b> | <b>3.0</b> | <b>3</b>  | <b>0</b> |  |
| Senorise Perry           | 2017-18        | 1        | 3        | 3.0        | 3         | 0        |  |
| Alex Holmes              | 2005           | 1        | 2        | 2.0        | 2         | 0        |  |
| Frank Wainright          | 1995-98        | 1        | 2        | 2.0        | 2t        | 1        |  |
| Will Heller              | 2005           | 1        | 1        | 1.0        | 1t        | 1        |  |
| Ron Moore                | 1998           | 1        | 1        | 1.0        | 1         | 0        |  |
| <b>Jason Sanders</b>     | <b>2018-23</b> | <b>1</b> | <b>1</b> | <b>1.0</b> | <b>1t</b> | <b>1</b> |  |
| Michael Deiter           | 2019-22        | 1        | 0        | 0.0        | 0         | 0        |  |
| Ryan Fitzpatrick         | 2019-20        | 1        | 0        | 0.0        | 0         | 0        |  |
| Damon Huard              | 1997-00        | 1        | 0        | 0.0        | 0         | 0        |  |
| Jordan Howard            | 2020           | 1        | -3       | -3.0       | -3        | 0        |  |
| Dan Marino               | 1983-99        | 1        | -6       | -6.0       | -6        | 0        |  |
| 326. Lee Suggs           | 2006           | 0        | 13       | -          | 13        | 0        |  |
| Rex Hadnot               | 2004-07        | 0        | -2       | -          | -2        | 0        |  |
| Samson Satele            | 2007-08, 2014  | 0        | -3       | -          | -3        | 0        |  |

| SCORING |                  |         |    |     |     |      |     |     |      |
|---------|------------------|---------|----|-----|-----|------|-----|-----|------|
|         | PLAYER           | YEARS   | TD | TDR | TDP | TDRT | FG  | PAT | PTS. |
| 1.      | Olindo Mare      | 1997-06 | 0  | 0   | 0   | 0    | 245 | 313 | 1048 |
| 2.      | Garo Yepremian   | 1970-78 | 0  | 0   | 0   | 0    | 165 | 335 | 830  |
| 3.      | Pete Stoyanovich | 1989-95 | 0  | 0   | 0   | 0    | 176 | 246 | 774  |
| 4.      | Jason Sanders    | 2018-23 | 1  | 0   | 1   | 0    | 150 | 233 | 689  |
| 5.      | Uwe von Schamann | 1979-84 | 0  | 0   | 0   | 0    | 101 | 237 | 540  |



## ALL-TIME LEADERS

| SCORING |                       |                        |           |           |           |          |          |          |            |
|---------|-----------------------|------------------------|-----------|-----------|-----------|----------|----------|----------|------------|
|         | PLAYER                | YEARS                  | TD        | TDR       | TDP       | TDRT     | FG       | PAT      | PTS.       |
| 6.      | Dan Carpenter         | 2008-12                | 0         | 0         | 0         | 0        | 127      | 154      | 535        |
| 7.      | Mark Clayton          | 1983-92                | 82        | 0         | 81        | 1        | 0        | 0        | 492        |
| 8.      | Nat Moore             | 1974-86                | 75        | 1         | 74        | 0        | 0        | 0        | 450        |
| 9.      | Mark Duper            | 1982-92                | 59        | 0         | 59        | 0        | 0        | 0        | 354        |
| 10.     | Larry Csonka          | 1968-74, 1979          | 57        | 53        | 4         | 0        | 0        | 0        | 342        |
| 11.     | Ricky Williams        | 2002-03, 2005, 2007-10 | 54        | 48        | 6         | 0        | 0        | 0        | 326#       |
| 12.     | Fuad Reveiz           | 1985-88                | 0         | 0         | 0         | 0        | 53       | 161      | 320        |
| 13.     | Chris Chambers        | 2001-07                | 43        | 0         | 43        | 0        | 0        | 0        | 260#       |
| 14.     | Caleb Sturgis         | 2013-14                | 0         | 0         | 0         | 0        | 55       | 74       | 239        |
| 15.     | Ronnie Brown          | 2005-10                | 38        | 36        | 2         | 0        | 0        | 0        | 230#       |
| 16.     | Karim Abdul-Jabbar    | 1996-99                | 34        | 33        | 1         | 0        | 0        | 0        | 204        |
| 17.     | Mercury Morris        | 1969-75                | 33        | 29        | 1         | 3        | 0        | 0        | 198        |
|         | Tony Nathan           | 1979-87                | 33        | 16        | 16        | 1        | 0        | 0        | 198        |
|         | Paul Warfield         | 1970-74                | 33        | 0         | 33        | 0        | 0        | 0        | 198        |
| 20.     | O.J. McDuffie         | 1993-01                | 32        | 0         | 29        | 3        | 0        | 0        | 194#       |
| 21.     | Jim Kiick             | 1968-74                | 31        | 28        | 3         | 0        | 0        | 0        | 186        |
| 22.     | Lorenzo Hampton       | 1985-89                | 28        | 22        | 6         | 0        | 0        | 0        | 168        |
| 23.     | Andrew Franks         | 2015-16                | 0         | 0         | 0         | 0        | 29       | 74       | 161        |
| 24.     | <b>Raheem Mostert</b> | <b>2015, 2022-23</b>   | <b>26</b> | <b>21</b> | <b>5</b>  | <b>0</b> | <b>0</b> | <b>0</b> | <b>156</b> |
| 25.     | Bruce Hardy           | 1978-89                | 25        | 0         | 25        | 0        | 0        | 0        | 150        |
|         | Don Nottingham        | 1973-77                | 25        | 25        | 0         | 0        | 0        | 0        | 150        |
| 27.     | Jarvis Landry         | 2014-17                | 24        | 1         | 22        | 1        | 0        | 0        | 148##      |
| 28.     | Anthony Fasano        | 2008-12, 2017          | 24        | 0         | 24        | 0        | 0        | 0        | 146#       |
|         | Kenny Stills          | 2015-18                | 24        | 0         | 24        | 0        | 0        | 0        | 146#       |
| 30.     | Lamar Smith           | 2000-01                | 24        | 20        | 4         | 0        | 0        | 0        | 144        |
|         | DeVante Parker        | 2015-21                | 24        | 0         | 24        | 0        | 0        | 0        | 144        |
| 32.     | Norm Bulaich          | 1975-79                | 23        | 17        | 6         | 0        | 0        | 0        | 138        |
|         | Andra Franklin        | 1981-84                | 23        | 22        | 1         | 0        | 0        | 0        | 138        |
|         | Jim Mandich           | 1970-77                | 23        | 0         | 23        | 0        | 0        | 0        | 138        |
|         | Howard Twilley        | 1966-76                | 23        | 0         | 23        | 0        | 0        | 0        | 138        |
| 36.     | Oronde Gadsden        | 1998-03                | 22        | 0         | 22        | 0        | 0        | 0        | 132        |
|         | <b>Tyreek Hill</b>    | <b>2022-23</b>         | <b>22</b> | <b>1</b>  | <b>20</b> | <b>1</b> | <b>0</b> | <b>0</b> | <b>132</b> |
|         | Lamar Miller          | 2012-15                | 22        | 19        | 3         | 0        | 0        | 0        | 132        |
| 39.     | Irving Fryar          | 1993-95                | 20        | 0         | 20        | 0        | 0        | 0        | 124##      |
| 40.     | Randy McMichael       | 2002-06                | 19        | 0         | 18        | 1        | 0        | 0        | 116#       |
| 41.     | Jim Jensen            | 1981-92                | 19        | 0         | 19        | 0        | 0        | 0        | 114        |
|         | <b>Jaylen Waddle</b>  | <b>2021-23</b>         | <b>19</b> | <b>1</b>  | <b>18</b> | <b>0</b> | <b>0</b> | <b>0</b> | <b>114</b> |
| 43.     | Mike Gesicki          | 2018-22                | 18        | 0         | 18        | 0        | 0        | 0        | 110#       |
|         | Keith Jackson         | 1992-94                | 18        | 0         | 18        | 0        | 0        | 0        | 110#       |
|         | Bernie Parmalee       | 1992-98                | 18        | 15        | 3         | 0        | 0        | 0        | 110#       |
| 46.     | Duriel Harris         | 1976-83, 1985          | 18        | 0         | 18        | 0        | 0        | 0        | 108        |
| 47.     | Ron Davenport         | 1985-89                | 17        | 13        | 4         | 0        | 0        | 0        | 102        |
|         | Karl Noonan           | 1966-71                | 17        | 0         | 17        | 0        | 0        | 0        | 102        |
| 49.     | Kenyan Drake          | 2016-19                | 16        | 9         | 6         | 1        | 0        | 0        | 98#        |
| 50.     | Keith Byars           | 1993-96                | 16        | 6         | 10        | 0        | 0        | 0        | 96         |
|         | Dan Johnson           | 1983-87                | 16        | 0         | 16        | 0        | 0        | 0        | 96         |
|         | Benny Malone          | 1974-78                | 16        | 16        | 0         | 0        | 0        | 0        | 96         |
|         | Sammie Smith          | 1989-91                | 16        | 15        | 1         | 0        | 0        | 0        | 96         |
| 54.     | Terry Kirby           | 1993-95                | 15        | 9         | 6         | 0        | 0        | 0        | 92#        |
| 55.     | Reggie Bush           | 2011-12                | 15        | 12        | 3         | 0        | 0        | 0        | 90         |
|         | Charles Clay          | 2011-14                | 15        | 1         | 14        | 0        | 0        | 0        | 90         |
|         | Mark Higgs            | 1990-94                | 15        | 14        | 0         | 1        | 0        | 0        | 90         |
|         | Mike Wallace          | 2013-14                | 15        | 0         | 15        | 0        | 0        | 0        | 90         |
| 59.     | Jay Feely             | 2007                   | 0         | 0         | 0         | 0        | 21       | 26       | 89         |
|         | Joe Nedney            | 1996-97                | 0         | 0         | 0         | 0        | 18       | 35       | 89         |
|         | Cody Parkey           | 2017                   | 0         | 0         | 0         | 0        | 21       | 26       | 89         |
| 62.     | Tony Martin           | 1989-93, 1999-2000     | 14        | 0         | 14        | 0        | 0        | 0        | 84         |
|         | Delvin Williams       | 1978-80                | 14        | 13        | 1         | 0        | 0        | 0        | 84         |
| 64.     | Daniel Thomas         | 2011-14                | 13        | 10        | 3         | 0        | 0        | 0        | 80#        |
| 65.     | Jimmy Cefalo          | 1978-84                | 13        | 0         | 13        | 0        | 0        | 0        | 78         |
|         | Joe Rose              | 1980-85                | 13        | 0         | 13        | 0        | 0        | 0        | 78         |
|         | Brian Hartline        | 2009-14                | 13        | 1         | 12        | 0        | 0        | 0        | 78         |
|         | Myles Gaskin          | 2019-22                | 13        | 7         | 6         | 0        | 0        | 0        | 78         |



## ALL-TIME LEADERS

| SCORING |                   |                     |    |     |     |      |    |     |      |
|---------|-------------------|---------------------|----|-----|-----|------|----|-----|------|
|         | PLAYER            | YEARS               | TD | TDR | TDP | TDRT | FG | PAT | PTS. |
| 69.     | Joe Auer          | 1966-67             | 12 | 5   | 6   | 1    | 0  | 0   | 72   |
|         | Woody Bennett     | 1980-88             | 12 | 9   | 3   | 0    | 0  | 0   | 72   |
|         | Davone Bess       | 2008-12             | 12 | 0   | 12  | 0    | 0  | 0   | 72   |
|         | Mark Ingram       | 1993-94             | 12 | 0   | 12  | 0    | 0  | 0   | 72   |
|         | Troy Stradford    | 1987-90             | 12 | 10  | 2   | 0    | 0  | 0   | 72   |
| 74.     | Marty Booker      | 2004-07             | 11 | 0   | 11  | 0    | 0  | 0   | 70## |
| 75.     | Karl Kremser      | 1969-70             | 0  | 0   | 0   | 0    | 13 | 28  | 67   |
| 76.     | De'Von Achane     | 2023                | 11 | 8   | 3   | 0    | 0  | 0   | 66   |
|         | Jay Fiedler       | 2000-04             | 11 | 11  | 0   | 0    | 0  | 0   | 66   |
|         | Jakeem Grant Sr.  | 2016-21             | 11 | 1   | 5   | 5    | 0  | 0   | 66   |
| 79.     | Gene Mingo        | 1966-67             | 0  | 0   | 0   | 0    | 11 | 32  | 65   |
| 80.     | Ferrell Edmunds   | 1988-92             | 10 | 0   | 10  | 0    | 0  | 0   | 60   |
|         | Ted Ginn, Jr.     | 2007-09             | 10 | 2   | 5   | 3    | 0  | 0   | 60   |
|         | Travis Minor      | 2001-06             | 10 | 8   | 1   | 1    | 0  | 0   | 60   |
|         | Irving Spikes     | 1994-97             | 10 | 8   | 2   | 0    | 0  | 0   | 60   |
|         | David Woodley     | 1980-83             | 10 | 9   | 1   | 0    | 0  | 0   | 60   |
| 85.     | Jason Taylor      | 1997-07, 2009, 2011 | 9  | 0   | 0   | 9    | 0  | 0   | 58** |
| 86.     | Jay Ajayi         | 2015-17             | 9  | 9   | 0   | 0    | 0  | 0   | 56#  |
| 87.     | Pete Johnson      | 1984                | 9  | 9   | 0   | 0    | 0  | 0   | 54   |
|         | Dan Marino        | 1983-99             | 9  | 9   | 0   | 0    | 0  | 0   | 54   |
|         | Brandon Marshall  | 2010-11             | 9  | 0   | 9   | 0    | 0  | 0   | 54   |
|         | Stan Mitchell     | 1966-70             | 9  | 4   | 5   | 0    | 0  | 0   | 54   |
|         | Tony Paige        | 1990-92             | 9  | 3   | 6   | 0    | 0  | 0   | 54   |
|         | James Pruitt      | 1986-88, 1990-91    | 9  | 0   | 8   | 1    | 0  | 0   | 54   |
|         | Freddie Solomon   | 1975-77             | 9  | 1   | 5   | 3    | 0  | 0   | 54   |
|         | Damien Williams   | 2014-17             | 9  | 3   | 6   | 0    | 0  | 0   | 54   |
| 95.     | Jimmy Keyes       | 1968-69             | 0  | 0   | 0   | 0    | 7  | 30  | 51   |
| 96.     | Troy Drayton      | 1996-99             | 8  | 0   | 8   | 0    | 0  | 0   | 50#  |
|         | James McKnight    | 2001-03             | 8  | 1   | 7   | 0    | 0  | 0   | 50#  |
| 98.     | Fred Banks        | 1987-93             | 8  | 0   | 8   | 0    | 0  | 0   | 48   |
|         | Gary Davis        | 1976-79             | 8  | 7   | 1   | 0    | 0  | 0   | 48   |
|         | Rishard Matthews  | 2012-15             | 8  | 0   | 8   | 0    | 0  | 0   | 48   |
|         | Sammy Morris      | 2004-06             | 8  | 8   | 0   | 0    | 0  | 0   | 48   |
|         | Stanley Pritchett | 1996-99             | 8  | 2   | 6   | 0    | 0  | 0   | 48   |
|         | Dion Sims         | 2013-16             | 8  | 0   | 8   | 0    | 0  | 0   | 48   |
|         | Lamar Thomas      | 1996-00             | 8  | 0   | 8   | 0    | 0  | 0   | 48   |
| 105.    | Preston Williams  | 2019-20             | 7  | 0   | 7   | 0    | 0  | 0   | 46## |
| 106.    | Doug Moreau       | 1966-69             | 6  | 0   | 6   | 0    | 1  | 6   | 45   |
| 107.    | Marlin Briscoe    | 1972-74             | 7  | 0   | 7   | 0    | 0  | 0   | 42   |
|         | Bob Griese        | 1967-80             | 7  | 7   | 0   | 0    | 0  | 0   | 42   |
|         | Rob Konrad        | 1999-04             | 7  | 1   | 6   | 0    | 0  | 0   | 42   |
|         | Larry Seiple      | 1966-67             | 7  | 0   | 7   | 0    | 0  | 0   | 42   |
|         | Ryan Tannehill    | 2012-18             | 7  | 6   | 1   | 0    | 0  | 0   | 42   |
| 112.    | Booth Lusteg      | 1967                | 0  | 0   | 0   | 0    | 7  | 18  | 39   |
| 113.    | Salvon Ahmed      | 2020-23             | 6  | 5   | 1   | 0    | 0  | 0   | 38#  |
|         | Ryan Fitzpatrick  | 2019-20             | 6  | 6   | 0   | 0    | 0  | 0   | 38#  |
| 115.    | Patrick Cobbs     | 2006-10             | 6  | 2   | 4   | 0    | 0  | 0   | 36   |
|         | Leroy Harris      | 1977-78             | 6  | 6   | 0   | 0    | 0  | 0   | 36   |
|         | Reshad Jones      | 2010-19             | 6  | 0   | 0   | 6    | 0  | 0   | 36   |
|         | Andre Tillman     | 1975-78             | 6  | 0   | 6   | 0    | 0  | 0   | 36   |
|         | Tua Tagovailoa    | 2020-23             | 6  | 6   | 0   | 0    | 0  | 0   | 36   |
|         | Tommy Vigorito    | 1981-85             | 6  | 2   | 2   | 2    | 0  | 0   | 36   |
| 121.    | Andre Brown       | 1989-90             | 5  | 0   | 5   | 0    | 0  | 0   | 30   |
|         | Lex Hilliard      | 2009-11             | 5  | 2   | 2   | 1    | 0  | 0   | 30   |
|         | Mack Hollins      | 2020-21             | 5  | 0   | 5   | 0    | 0  | 0   | 30   |
|         | J.J. Johnson      | 1999-01             | 5  | 5   | 0   | 0    | 0  | 0   | 30   |
|         | David Martin      | 2007-08             | 5  | 0   | 5   | 0    | 0  | 0   | 30   |
|         | Jed Weaver        | 2000-02             | 5  | 0   | 5   | 0    | 0  | 0   | 30   |
|         | Albert Wilson     | 2018-19, 21         | 5  | 0   | 5   | 0    | 0  | 0   | 30   |
| 128.    | Dick Anderson     | 1968-77             | 4  | 0   | 0   | 4    | 0  | 0   | 24   |
|         | Kalen Ballage     | 2018-19             | 4  | 4   | 0   | 0    | 0  | 0   | 24   |
|         | Fred Barnett      | 1996-97             | 4  | 0   | 4   | 0    | 0  | 0   | 24   |
|         | Greg Baty         | 1991-94             | 4  | 0   | 4   | 0    | 0  | 0   | 24   |



## ALL-TIME LEADERS

| SCORING |                           |                  |          |          |          |          |          |          |           |
|---------|---------------------------|------------------|----------|----------|----------|----------|----------|----------|-----------|
|         | PLAYER                    | YEARS            | TD       | TDR      | TDP      | TDRT     | FG       | PAT      | PTS.      |
|         | Terrell Buckley           | 1995-99, 2003    | 4        | 0        | 0        | 4        | 0        | 0        | 24        |
|         | Greg Camarillo            | 2007-09          | 4        | 0        | 4        | 0        | 0        | 0        | 24        |
|         | Jordan Cameron            | 2015-16          | 4        | 0        | 4        | 0        | 0        | 0        | 24        |
|         | Marv Fleming              | 1970-74          | 4        | 0        | 4        | 0        | 0        | 0        | 24        |
|         | Brandon Gibson            | 2013-14          | 4        | 0        | 4        | 0        | 0        | 0        | 24        |
|         | Jack Harper               | 1967-68          | 4        | 1        | 3        | 0        | 0        | 0        | 24        |
|         | Randal Hill               | 1991, 1995-96    | 4        | 0        | 4        | 0        | 0        | 0        | 24        |
|         | Jordan Howard             | 2020             | 4        | 4        | 0        | 0        | 0        | 0        | 24        |
|         | <b>Xavien Howard</b>      | <b>2020-23</b>   | <b>4</b> | <b>0</b> | <b>0</b> | <b>4</b> | <b>0</b> | <b>0</b> | <b>24</b> |
|         | Cleo Lemon                | 2005-07          | 4        | 4        | 0        | 0        | 0        | 0        | 24        |
|         | Marc Logan                | 1989-91          | 4        | 2        | 0        | 2        | 0        | 0        | 24        |
|         | Leslie Shepherd           | 2000             | 4        | 0        | 4        | 0        | 0        | 0        | 24        |
|         | <b>Durham Smythe</b>      | <b>2020-23</b>   | <b>4</b> | <b>1</b> | <b>3</b> | <b>0</b> | <b>0</b> | <b>0</b> | <b>24</b> |
|         | Zach Thomas               | 1996-07          | 4        | 0        | 0        | 4        | 0        | 0        | 24        |
|         | Derrius Thompson          | 2003-04          | 4        | 0        | 4        | 0        | 0        | 0        | 24        |
|         | <b>Jeff Wilson Jr.</b>    | <b>2022-23</b>   | <b>4</b> | <b>3</b> | <b>1</b> | <b>0</b> | <b>0</b> | <b>0</b> | <b>24</b> |
| 148.    | Willie Beecher            | 1987             | 0        | 0        | 0        | 0        | 3        | 12       | 21        |
| 149.    | Eric Green                | 1995             | 3        | 0        | 3        | 0        | 0        | 0        | 20#       |
|         | Derek Hagan               | 2006-08          | 3        | 0        | 3        | 0        | 0        | 0        | 20#       |
|         | Jovorskie Lane            | 2012             | 3        | 2        | 1        | 0        | 0        | 0        | 20#       |
|         | Sam Madison               | 1997-05          | 3        | 0        | 0        | 3        | 0        | 0        | 20*       |
| 153.    | John Avery                | 1998-99          | 3        | 2        | 1        | 0        | 0        | 0        | 18        |
|         | Brandon Bolden            | 2018             | 2        | 2        | 1        | 0        | 0        | 0        | 18        |
|         | Jack Clancy               | 1967-69          | 3        | 0        | 3        | 0        | 0        | 0        | 18        |
|         | <b>River Cracraft</b>     | <b>2022-23</b>   | <b>3</b> | <b>0</b> | <b>3</b> | <b>0</b> | <b>0</b> | <b>0</b> | <b>18</b> |
|         | Chase Edmonds             | 2022             | 3        | 2        | 1        | 0        | 0        | 0        | 18        |
|         | Tony Franklin             | 1988             | 0        | 0        | 0        | 0        | 4        | 6        | 18        |
|         | Samkon Gado               | 2007             | 3        | 3        | 0        | 0        | 0        | 0        | 18        |
|         | Nick Giaquinto            | 1980-81          | 3        | 0        | 2        | 1        | 0        | 0        | 18        |
|         | Hubert Ginn               | 1970-75          | 3        | 3        | 0        | 0        | 0        | 0        | 18        |
|         | Shayne Graham             | 2011             | 0        | 0        | 0        | 0        | 4        | 6        | 18        |
|         | Joey Haynos               | 2008-09          | 3        | 0        | 3        | 0        | 0        | 0        | 18        |
|         | Frank Jackson             | 1966-67          | 3        | 0        | 3        | 0        | 0        | 0        | 18        |
|         | Duke Johnson              | 2021             | 3        | 3        | 0        | 0        | 0        | 0        | 18        |
|         | Charles Jordan            | 1996-98          | 3        | 0        | 3        | 0        | 0        | 0        | 18        |
|         | Mike Kozlowski            | 1979-86          | 3        | 0        | 0        | 3        | 0        | 0        | 18        |
|         | Ronnie Lee                | 1979-82, 1984-89 | 3        | 0        | 3        | 0        | 0        | 0        | 18        |
|         | Ray Lucas                 | 2001-02          | 3        | 3        | 0        | 0        | 0        | 0        | 18        |
|         | Loaird McCreary           | 1976-78          | 3        | 0        | 3        | 0        | 0        | 0        | 18        |
|         | Lloyd Mumphord            | 1969-74          | 3        | 0        | 0        | 3        | 0        | 0        | 18        |
|         | David Overstreet          | 1983             | 3        | 1        | 2        | 0        | 0        | 0        | 18        |
|         | Justin Peelle             | 2006-07          | 3        | 0        | 3        | 0        | 0        | 0        | 18        |
|         | Scott Schwedes            | 1987-90          | 3        | 0        | 2        | 1        | 0        | 0        | 18        |
|         | Ronald Scott              | 1987             | 3        | 3        | 0        | 0        | 0        | 0        | 18        |
|         | Adam Shaheen              | 2020-21          | 3        | 0        | 3        | 0        | 0        | 0        | 18        |
|         | Otto Stowe                | 1971-72          | 3        | 0        | 3        | 0        | 0        | 0        | 18        |
|         | Marcus Thigpen            | 2012-13          | 3        | 0        | 1        | 2        | 0        | 0        | 18        |
|         | Julius Thomas             | 2017             | 3        | 0        | 3        | 0        | 0        | 0        | 18        |
|         | <b>Andrew Van Ginkel</b>  | <b>2019-23</b>   | <b>3</b> | <b>0</b> | <b>0</b> | <b>3</b> | <b>0</b> | <b>0</b> | <b>18</b> |
|         | <b>Cedrick Wilson Jr.</b> | <b>2023</b>      | <b>3</b> | <b>0</b> | <b>3</b> | <b>0</b> | <b>0</b> | <b>0</b> | <b>18</b> |
| 182.    | Matt Bryant               | 2004             | 0        | 0        | 0        | 0        | 3        | 7        | 16        |
|         | Wes Welker                | 2004-06          | 2        | 0        | 1        | 1        | 1        | 1        | 16        |
| 184.    | Tim Foley                 | 1970-80          | 2        | 0        | 0        | 2        | 0        | 0        | 14*       |
| 185.    | <b>Jerome Baker</b>       | <b>2018-23</b>   | <b>2</b> | <b>0</b> | <b>0</b> | <b>2</b> | <b>0</b> | <b>0</b> | <b>12</b> |
|         | Mel Baker                 | 1974             | 2        | 0        | 2        | 0        | 0        | 0        | 12        |
|         | Charlie Baumann           | 1991             | 0        | 0        | 0        | 0        | 2        | 6        | 12        |
|         | Bob Baumhower             | 1977-86          | 2        | 0        | 0        | 2        | 0        | 0        | 12        |
|         | Jim Braxton               | 1978             | 2        | 2        | 0        | 0        | 0        | 0        | 12        |
|         | Leonte Carroo             | 2016-18          | 2        | 0        | 2        | 0        | 0        | 0        | 12        |
|         | Gary Clark                | 1995             | 2        | 0        | 2        | 0        | 0        | 0        | 12        |
|         | Cecil Collins             | 1999             | 2        | 2        | 0        | 0        | 0        | 0        | 12        |
|         | Robert Edwards            | 2002             | 2        | 1        | 1        | 0        | 0        | 0        | 12        |
|         | Isaiah Ford               | 2017-21          | 2        | 0        | 2        | 0        | 0        | 0        | 12        |



## ALL-TIME LEADERS

| SCORING                  |                  |          |          |          |          |          |          |           |
|--------------------------|------------------|----------|----------|----------|----------|----------|----------|-----------|
| PLAYER                   | YEARS            | TD       | TDR      | TDP      | TDRT     | FG       | PAT      | PTS.      |
| Bryan Gilmore            | 2004-05          | 2        | 0        | 2        | 0        | 0        | 0        | 12        |
| Brent Grimes             | 2013-15          | 2        | 0        | 0        | 2        | 0        | 0        | 12        |
| Abner Haynes             | 1967             | 2        | 2        | 0        | 0        | 0        | 0        | 12        |
| Chad Henne               | 2008-11          | 2        | 2        | 0        | 0        | 0        | 0        | 12        |
| Eddie Hill               | 1981-84          | 2        | 1        | 1        | 0        | 0        | 0        | 12        |
| Liffort Hobley           | 1987-93          | 2        | 0        | 0        | 2        | 0        | 0        | 12        |
| Bobby Humphrey           | 1992             | 2        | 1        | 1        | 0        | 0        | 0        | 12        |
| Allen Hurns              | 2019             | 2        | 0        | 2        | 0        | 0        | 0        | 12        |
| <b>Alec Ingold</b>       | <b>2022-23</b>   | <b>2</b> | <b>1</b> | <b>1</b> | <b>0</b> | <b>0</b> | <b>0</b> | <b>12</b> |
| William Judson           | 1982-89          | 2        | 0        | 0        | 2        | 0        | 0        | 12        |
| Dave Kocourek            | 1966             | 2        | 0        | 2        | 0        | 0        | 0        | 12        |
| Donald Lee               | 2003-04          | 2        | 0        | 2        | 0        | 0        | 0        | 12        |
| Kyle Mackey              | 1987             | 2        | 2        | 0        | 0        | 0        | 0        | 12        |
| Brock Marion             | 1998-03          | 2        | 0        | 0        | 2        | 0        | 0        | 12        |
| Don McNeal               | 1980-89          | 2        | 0        | 0        | 2        | 0        | 0        | 12        |
| Jerris McPhail           | 1996-97          | 2        | 1        | 1        | 0        | 0        | 0        | 12        |
| Scott Miller             | 1991-96          | 2        | 0        | 1        | 1        | 0        | 0        | 12        |
| Gene Milton              | 1968-69          | 2        | 0        | 1        | 1        | 0        | 0        | 12        |
| Marlon Moore             | 2010-13          | 2        | 0        | 2        | 0        | 0        | 0        | 12        |
| Matt Moore               | 2011-17          | 2        | 2        | 0        | 0        | 0        | 0        | 12        |
| Jeff Ogden               | 2000-01          | 2        | 0        | 1        | 1        | 0        | 0        | 12        |
| Louis Oliver             | 1989-93, 1995-96 | 2        | 0        | 0        | 2        | 0        | 0        | 12        |
| Ed Perry                 | 1997-04          | 2        | 0        | 2        | 0        | 0        | 0        | 12        |
| Sam Price                | 1966-68          | 2        | 1        | 1        | 0        | 0        | 0        | 12        |
| Bo Roberson              | 1966             | 2        | 0        | 2        | 0        | 0        | 0        | 12        |
| Terry Robiskie           | 1980-81          | 2        | 2        | 0        | 0        | 0        | 0        | 12        |
| Bill Stanfill            | 1969-76          | 2        | 0        | 0        | 2        | 0        | 0        | 12        |
| Jake Stoneburner         | 2015             | 2        | 0        | 2        | 0        | 0        | 0        | 12        |
| Don Strock               | 1974-87          | 2        | 2        | 0        | 0        | 0        | 0        | 12        |
| Trent Sherfield          | 2022             | 2        | 0        | 2        | 0        | 0        | 0        | 12        |
| Patrick Surtain          | 1998-04          | 2        | 0        | 0        | 2        | 0        | 0        | 12        |
| Troy Vincent             | 1992-95          | 2        | 0        | 0        | 2        | 0        | 0        | 12        |
| Jimmy Warren             | 1966-69          | 2        | 0        | 0        | 2        | 0        | 0        | 12        |
| Dick Westmoreland        | 1966-69          | 2        | 0        | 0        | 2        | 0        | 0        | 12        |
| <b>Christian Wilkins</b> | <b>2019-23</b>   | <b>2</b> | <b>0</b> | <b>2</b> | <b>0</b> | <b>0</b> | <b>0</b> | <b>12</b> |
| Stan Winfrey             | 1975-77          | 2        | 1        | 1        | 0        | 0        | 0        | 12        |
| 231. Bill Gramatica      | 2004             | 0        | 0        | 0        | 0        | 3        | 0        | 9         |
| 232. Walt Aikens         | 2014-19          | 1        | 0        | 0        | 1        | 0        | 0        | 8^        |
| Kim Bokamper             | 1977-85          | 1        | 0        | 0        | 1        | 0        | 0        | 8*        |
| Aaron Craver             | 1991-94          | 1        | 1        | 0        | 0        | 0        | 0        | 8#        |
| Billy Joe                | 1966             | 1        | 0        | 1        | 0        | 0        | 0        | 8#        |
| Curtis Johnson           | 1970-78          | 1        | 0        | 0        | 1        | 0        | 0        | 8*        |
| Patrick Laird            | 2019-20          | 1        | 1        | 0        | 0        | 0        | 0        | 8#        |
| 238. Will Allen          | 2006-11          | 1        | 0        | 0        | 1        | 0        | 0        | 6         |
| Kiko Alonso              | 2016-18          | 1        | 0        | 0        | 1        | 0        | 0        | 6         |
| Danny Amendola           | 2018             | 1        | 0        | 1        | 0        | 0        | 0        | 6         |
| John Beck                | 2007-08          | 1        | 1        | 0        | 0        | 0        | 0        | 6         |
| <b>Braxton Berrios</b>   | <b>2022-23</b>   | <b>1</b> | <b>0</b> | <b>1</b> | <b>0</b> | <b>0</b> | <b>0</b> | <b>6</b>  |
| Don Bessillieu           | 1979-81          | 1        | 0        | 0        | 1        | 0        | 0        | 6         |
| Glenn Blackwood          | 1979-87          | 1        | 0        | 0        | 1        | 0        | 0        | 6         |
| Tim Bowers               | 1994-04          | 1        | 0        | 0        | 1        | 0        | 0        | 6         |
| Jacoby Brissett          | 2021             | 1        | 1        | 0        | 0        | 0        | 0        | 6         |
| J.B. Brown               | 1989-96          | 1        | 0        | 0        | 1        | 0        | 0        | 6         |
| Malcolm Brown            | 2021             | 1        | 1        | 0        | 0        | 0        | 0        | 6         |
| Bob Brudzinski           | 1981-89          | 1        | 0        | 0        | 1        | 0        | 0        | 6         |
| Nick Buoniconti          | 1969-76          | 1        | 0        | 0        | 1        | 0        | 0        | 6         |
| Kevin Burnett            | 2011-12          | 1        | 0        | 0        | 1        | 0        | 0        | 6         |
| Brice Butler             | 2018             | 1        | 0        | 1        | 0        | 0        | 0        | 6         |
| Brett Carolan            | 1996             | 1        | 0        | 1        | 0        | 0        | 0        | 6         |
| Cris Carter              | 2002             | 1        | 0        | 1        | 0        | 0        | 0        | 6         |
| Joe Carter               | 1984-86          | 1        | 1        | 0        | 0        | 0        | 0        | 6         |
| Rick Casares             | 1966             | 1        | 0        | 1        | 0        | 0        | 0        | 6         |
| Jesse Chatman            | 2005, 2007       | 1        | 1        | 0        | 0        | 0        | 0        | 6         |



## ALL-TIME LEADERS

| SCORING              |                |          |          |          |          |          |          |          |
|----------------------|----------------|----------|----------|----------|----------|----------|----------|----------|
| PLAYER               | YEARS          | TD       | TDR      | TDP      | TDRT     | FG       | PAT      | PTS.     |
| <b>Robbie Chosen</b> | <b>2023</b>    | <b>1</b> | <b>0</b> | <b>1</b> | <b>0</b> | <b>0</b> | <b>0</b> | <b>6</b> |
| Justin Coleman       | 2021           | 10       | 0        | 0        | 1        | 0        | 0        | 6        |
| Casey Cramer         | 2008           | 1        | 0        | 1        | 0        | 0        | 0        | 6        |
| Bill Cronin          | 1966           | 1        | 0        | 1        | 0        | 0        | 0        | 6        |
| Daunte Culpepper     | 2006           | 1        | 1        | 0        | 0        | 0        | 0        | 6        |
| Vontae Davis         | 2009-11        | 1        | 0        | 0        | 1        | 0        | 0        | 6        |
| Louis Delmas         | 2014           | 1        | 0        | 0        | 1        | 0        | 0        | 6        |
| Vern Den Herder      | 1971-82        | 1        | 0        | 1        | 0        | 0        | 0        | 6        |
| A.J. Derby           | 2017-18        | 1        | 0        | 1        | 0        | 0        | 0        | 6        |
| Leland Douglas       | 1987           | 1        | 0        | 1        | 0        | 0        | 0        | 6        |
| Sam Eguavoen         | 2021-22        | 1        | 0        | 0        | 1        | 0        | 0        | 6        |
| Bert Emanuel         | 2000           | 1        | 0        | 1        | 0        | 0        | 0        | 6        |
| Frank Emanuel        | 1966-69        | 1        | 0        | 0        | 1        | 0        | 0        | 6        |
| Tom Erlandson        | 1966-67        | 1        | 0        | 0        | 1        | 0        | 0        | 6        |
| David Fales          | 2017           | 1        | 1        | 0        | 0        | 0        | 0        | 6        |
| A.J. Feeley          | 2004-05        | 1        | 1        | 0        | 0        | 0        | 0        | 6        |
| Minkah Fitzpatrick   | 2018-19        | 1        | 0        | 0        | 1        | 0        | 0        | 6        |
| Cortland Finnegan    | 2014           | 1        | 0        | 0        | 1        | 0        | 0        | 6        |
| Trent Gamble         | 2000-03        | 1        | 0        | 0        | 1        | 0        | 0        | 6        |
| Cookie Gilchrist     | 1966           | 1        | 0        | 1        | 0        | 0        | 0        | 6        |
| Kerry Glenn          | 1990-92        | 1        | 0        | 0        | 1        | 0        | 0        | 6        |
| Hunter Goodwin       | 1999-01        | 1        | 0        | 1        | 0        | 0        | 0        | 6        |
| Frank Gore           | 2018           | 1        | 0        | 1        | 0        | 0        | 0        | 6        |
| Vince Heflin         | 1982-85        | 1        | 0        | 1        | 0        | 0        | 0        | 6        |
| Will Heller          | 2005           | 1        | 0        | 1        | 0        | 0        | 0        | 6        |
| Renaldo Hill         | 2006-08        | 1        | 0        | 0        | 1        | 0        | 0        | 6        |
| Sean Hill            | 1994-96        | 1        | 0        | 0        | 1        | 0        | 0        | 6        |
| <b>Jevon Holland</b> | <b>2023</b>    | <b>1</b> | <b>0</b> | <b>0</b> | <b>1</b> | <b>0</b> | <b>0</b> | <b>6</b> |
| Trell Hooper         | 1987           | 1        | 0        | 0        | 1        | 0        | 0        | 6        |
| Steve Howell         | 1979-81        | 1        | 1        | 0        | 0        | 0        | 0        | 6        |
| Melvin Ingram        | 2022           | 1        | 0        | 0        | 1        | 0        | 0        | 6        |
| Ricky Isom           | 1987           | 1        | 1        | 0        | 0        | 0        | 0        | 6        |
| Calvin Jackson       | 1994-99        | 1        | 0        | 0        | 1        | 0        | 0        | 6        |
| Vestee Jackson       | 1991-93        | 1        | 0        | 0        | 1        | 0        | 0        | 6        |
| Pete Jaquess         | 1966-67        | 1        | 0        | 0        | 1        | 0        | 0        | 6        |
| Greg Jennings        | 2015           | 1        | 0        | 1        | 0        | 0        | 0        | 6        |
| Pat Johnson          | 1995           | 1        | 0        | 0        | 1        | 0        | 0        | 6        |
| Dominique Jones      | 2016           | 1        | 0        | 1        | 0        | 0        | 0        | 6        |
| Robert Jones         | 1998-00        | 1        | 0        | 0        | 1        | 0        | 0        | 6        |
| Nate Kaeding         | 2012           | 0        | 0        | 0        | 0        | 1        | 3        | 6        |
| Chuck Klingbeil      | 1991-95        | 1        | 0        | 0        | 1        | 0        | 0        | 6        |
| Bernie Kosar         | 1994-96        | 1        | 1        | 0        | 0        | 0        | 0        | 6        |
| Shaq Lawson          | 2020           | 1        | 0        | 0        | 1        | 0        | 0        | 6        |
| Michael Lehan        | 2006-08        | 1        | 0        | 0        | 1        | 0        | 0        | 6        |
| Charles Leigh        | 1971-74        | 1        | 1        | 0        | 0        | 0        | 0        | 6        |
| David Lewis          | 1987           | 1        | 0        | 1        | 0        | 0        | 0        | 6        |
| Phillip Merling      | 2008-11        | 1        | 0        | 0        | 1        | 0        | 0        | 6        |
| Koa Misi             | 2010-17        | 1        | 0        | 0        | 1        | 0        | 0        | 6        |
| Kenny Mixon          | 1998-01        | 1        | 0        | 0        | 1        | 0        | 0        | 6        |
| Knowshawn Moreno     | 2014           | 1        | 1        | 0        | 0        | 0        | 0        | 6        |
| Earl Morrall         | 1972-76        | 1        | 1        | 0        | 0        | 0        | 0        | 6        |
| <b>Nik Needham</b>   | <b>2021-23</b> | <b>1</b> | <b>0</b> | <b>0</b> | <b>1</b> | <b>0</b> | <b>0</b> | <b>6</b> |
| Cliff Odum           | 1990-93        | 1        | 0        | 0        | 1        | 0        | 0        | 6        |
| Nick O'Leary         | 2018-19        | 1        | 0        | 1        | 0        | 0        | 0        | 6        |
| Chad Pennington      | 2008-10        | 1        | 1        | 0        | 0        | 0        | 0        | 6        |
| Brett Perriman       | 1997           | 1        | 0        | 1        | 0        | 0        | 0        | 6        |
| Malcolm Perry        | 2020           | 1        | 0        | 1        | 0        | 0        | 0        | 6        |
| Lousaka Polite       | 2008-10        | 1        | 1        | 0        | 0        | 0        | 0        | 6        |
| Derrick Pope         | 2004-07        | 1        | 0        | 0        | 1        | 0        | 0        | 6        |
| Willie Richardson    | 1970           | 1        | 0        | 1        | 0        | 0        | 0        | 6        |
| Elandon Roberts      | 2021-22        | 1        | 0        | 0        | 1        | 0        | 0        | 6        |
| John Roderick        | 1966-67        | 1        | 0        | 1        | 0        | 0        | 0        | 6        |
| Eric Rowe            | 2019-22        | 1        | 0        | 0        | 1        | 0        | 0        | 6        |



## ALL-TIME LEADERS

### SCORING

| PLAYER                | YEARS            | TD       | TDR      | TDP      | TDRT     | FG       | PAT      | PTS.     |
|-----------------------|------------------|----------|----------|----------|----------|----------|----------|----------|
| Jake Scott            | 1970-75          | 1        | 0        | 0        | 1        | 0        | 0        | 6        |
| Scott Secules         | 1989-92          | 1        | 1        | 0        | 0        | 0        | 0        | 6        |
| <b>Zach Sieler</b>    | <b>2019-23</b>   | <b>1</b> | <b>0</b> | <b>0</b> | <b>1</b> | <b>0</b> | <b>0</b> | <b>6</b> |
| Derrick Shelby        | 2012-15          | 1        | 0        | 0        | 1        | 0        | 0        | 6        |
| Steve Slaton          | 2011             | 1        | 1        | 0        | 0        | 0        | 0        | 6        |
| Gerald Small          | 1978-83          | 1        | 0        | 0        | 1        | 0        | 0        | 6        |
| Willie Smith          | 1987             | 1        | 0        | 1        | 0        | 0        | 0        | 6        |
| Brian Sochia          | 1986-91          | 1        | 0        | 0        | 1        | 0        | 0        | 6        |
| Kory Sperry           | 2009             | 1        | 0        | 1        | 0        | 0        | 0        | 6        |
| John Stofa            | 1966-67, 1969-70 | 1        | 1        | 0        | 0        | 0        | 0        | 6        |
| John Tagliaferri      | 1987             | 1        | 1        | 0        | 0        | 0        | 0        | 6        |
| Norris Thomas         | 1977-79          | 1        | 0        | 0        | 1        | 0        | 0        | 6        |
| Thurman Thomas        | 2000             | 1        | 0        | 1        | 0        | 0        | 0        | 6        |
| Bob Torrey            | 1979             | 1        | 1        | 0        | 0        | 0        | 0        | 6        |
| Olivier Vernon        | 2012-15          | 1        | 0        | 0        | 1        | 0        | 0        | 6        |
| Frank Wainright       | 1995-98          | 1        | 0        | 1        | 0        | 0        | 0        | 6        |
| Fulton Walker         | 1981-85          | 1        | 0        | 0        | 1        | 0        | 0        | 6        |
| Willie West           | 1966-68          | 1        | 0        | 0        | 1        | 0        | 0        | 6        |
| Jarvis Williams       | 1988-93          | 1        | 0        | 0        | 1        | 0        | 0        | 6        |
| Robert Wilson         | 1994-96          | 1        | 0        | 1        | 0        | 0        | 0        | 6        |
| Dick Wood             | 1966             | 1        | 1        | 0        | 0        | 0        | 0        | 6        |
| 342. Van Tiffin       | 1987             | 0        | 0        | 0        | 0        | 0        | 4        | 4        |
| 343. Charlie Anderson | 2008-09          | 0        | 0        | 0        | 0        | 0        | 0        | 2*       |
| Kevin Carter          | 2005-06          | 0        | 0        | 0        | 0        | 0        | 0        | 2*       |
| Mike Charles          | 1983-86          | 0        | 0        | 0        | 0        | 0        | 0        | 2*       |
| A.J. Duhe             | 1977-84          | 0        | 0        | 0        | 0        | 0        | 0        | 2*       |
| Terrence Fede         | 2014-17          | 0        | 0        | 0        | 0        | 0        | 0        | 2*       |
| William Fuller V      | 2021             | 0        | 0        | 0        | 0        | 0        | 0        | 2#       |
| Larry Gordon          | 1976-82          | 0        | 0        | 0        | 0        | 0        | 0        | 2*       |
| Jermaine Haley        | 2000-02          | 0        | 0        | 0        | 0        | 0        | 0        | 2*       |
| Reggie Howard         | 2004-05          | 0        | 0        | 0        | 0        | 0        | 0        | 2*       |
| Sammy Knight          | 2003-04          | 0        | 0        | 0        | 0        | 0        | 0        | 2*       |
| Senorise Perry        | 2017             | 0        | 0        | 0        | 0        | 0        | 0        | 2*       |
| Don Reese             | 1974-76          | 0        | 0        | 0        | 0        | 0        | 0        | 2*       |
| Cameron Wake          | 2009-18          | 0        | 0        | 0        | 0        | 0        | 0        | 2*       |
| George Wilson         | 1966             | 0        | 0        | 0        | 0        | 0        | 0        | 2#       |

\* — safety

# — two point conversion

^ — defensive two point conversion

### INTERCEPTIONS

| PLAYER                | YEARS            | NO.       | YDS.       | AVG.       | LG        | TD       |
|-----------------------|------------------|-----------|------------|------------|-----------|----------|
| 1. Jake Scott         | 1970-75          | 35        | 425        | 12.1       | 47        | 0        |
| 2. Dick Anderson      | 1968-77          | 34        | 792        | 23.3       | 96t       | 3        |
| 3. Sam Madison        | 1997-05          | 31        | 487        | 15.7       | 42        | 2        |
| 4. Glenn Blackwood    | 1979-87          | 29        | 398        | 13.7       | 50        | 1        |
| Patrick Surtain       | 1998-04          | 29        | 298        | 10.3       | 43        | 2        |
| <b>Xavien Howard</b>  | <b>2016-23</b>   | <b>29</b> | <b>254</b> | <b>8.8</b> | <b>39</b> | <b>2</b> |
| 7. Louis Oliver       | 1989-93, 1995-96 | 24        | 569        | 23.7       | 103t      | 2        |
| Terrell Buckley       | 1995-99, 2003    | 24        | 425        | 17.7       | 91t       | 3        |
| William Judson        | 1982-89          | 24        | 368        | 15.3       | 61t       | 2        |
| 10. Gerald Small      | 1978-83          | 23        | 378        | 16.4       | 46t       | 1        |
| 11. Curtis Johnson    | 1970-78          | 22        | 190        | 8.6        | 34        | 0        |
| Tim Foley             | 1970-80          | 22        | 96         | 4.4        | 18        | 0        |
| 13. Reshad Jones      | 2010-19          | 21        | 361        | 17.2       | 54        | 4        |
| 14. Brock Marion      | 1998-03          | 20        | 431        | 21.6       | 100t      | 2        |
| 15. Don McNeal        | 1980-89          | 18        | 163        | 9.1        | 30        | 2        |
| 16. Zach Thomas       | 1996-07          | 17        | 170        | 10.0       | 34t       | 4        |
| 17. J.B. Brown        | 1989-96          | 16        | 293        | 18.3       | 48        | 1        |
| 18. Dick Westmoreland | 1966-69          | 15        | 231        | 15.4       | 42        | 2        |
| 19. Troy Vincent      | 1992-95          | 14        | 284        | 20.3       | 69        | 2        |
| Jarvis Williams       | 1988-93          | 14        | 216        | 15.4       | 42        | 1        |
| Lloyd Mumphord        | 1969-74          | 14        | 187        | 13.4       | 51        | 2        |
| Lyle Blackwood        | 1981-86          | 14        | 173        | 12.4       | 45        | 0        |
| Earnie Rhone          | 1975-84          | 14        | 110        | 7.9        | 16        | 0        |
| 24. Brent Grimes      | 2013-15          | 13        | 202        | 15.5       | 94t       | 2        |





## ALL-TIME LEADERS

| INTERCEPTIONS |                      |                     |          |            |             |            |          |
|---------------|----------------------|---------------------|----------|------------|-------------|------------|----------|
|               | PLAYER               | YEARS               | NO.      | YDS.       | AVG.        | LG         | TD       |
| 27.           | Willie West          | 1966-68             | 13       | 180        | 13.8        | 32         | 0        |
|               | Paul Lankford        | 1982-91             | 13       | 89         | 6.8         | 44         | 0        |
|               | Charlie Babb         | 1972-79             | 12       | 141        | 11.8        | 36         | 0        |
|               | Brian Walker         | 1997-98, 2000-01    | 12       | 92         | 7.7         | 31         | 0        |
| 29.           | Jimmy Warren         | 1966-69             | 11       | 247        | 22.5        | 70t        | 1        |
| 30.           | Vontae Davis         | 2009-11             | 9        | 124        | 13.8        | 28         | 1        |
| 31.           | Mike Kozlowski       | 1979-86             | 8        | 172        | 21.5        | 38t        | 2        |
|               | Larry Gordon         | 1976-82             | 8        | 121        | 15.1        | 36         | 0        |
|               | Bob Matheson         | 1971-79             | 8        | 111        | 13.9        | 34         | 0        |
|               | Jason Taylor         | 1997-07, 2009, 2011 | 8        | 110        | 13.8        | 51t        | 3        |
|               | Nick Buoniconti      | 1969-76             | 8        | 89         | 11.1        | 24         | 0        |
|               | Jason Allen          | 2006-10             | 8        | 41         | 5.1         | 17         | 0        |
| 37.           | Sammy Knight         | 2003-04             | 7        | 130        | 18.6        | 70         | 0        |
|               | Norris Thomas        | 1977-79             | 7        | 115        | 16.4        | 53t        | 1        |
|               | Will Allen           | 2006-11             | 7        | 114        | 16.3        | 32t        | 1        |
|               | Bobby McCain         | 2015-20             | 7        | 78         | 11.1        | 32         | 0        |
|               | André Goodman        | 2006-08             | 7        | 76         | 10.9        | 55         | 0        |
| 42.           | Renaldo Hill         | 2006-08             | 6        | 91         | 15.2        | 24         | 0        |
|               | Yeremiah Bell        | 2004-11             | 6        | 89         | 14.8        | 29         | 0        |
|               | Kim Bokamper         | 1977-85             | 6        | 55         | 9.2         | 24t        | 1        |
|               | <b>Nik Needham</b>   | <b>2019-23</b>      | <b>6</b> | <b>52</b>  | <b>8.7</b>  | <b>28t</b> | <b>1</b> |
|               | John Bramlett        | 1967-68             | 6        | 49         | 8.2         | 22         | 0        |
| 47.           | <b>Jevon Holland</b> | <b>2021-23</b>      | <b>5</b> | <b>163</b> | <b>32.6</b> | <b>99t</b> | <b>1</b> |
|               | Bob Petrella         | 1966-71             | 5        | 104        | 20.8        | 33         | 0        |
|               | Kiko Alonso          | 2016-18             | 5        | 100        | 20.0        | 60t        | 1        |
|               | Bud Brown            | 1984-88             | 5        | 96         | 19.2        | 53         | 0        |
|               | Neal Colzie          | 1979                | 5        | 86         | 17.2        | 56         | 0        |
|               | Mike Kolen           | 1970-77             | 5        | 85         | 17.0        | 29         | 0        |
|               | <b>Jerome Baker</b>  | <b>2018-23</b>      | <b>5</b> | <b>82</b>  | <b>16.4</b> | <b>34</b>  | <b>2</b> |
|               | Liffort Hobley       | 1987-93             | 5        | 61         | 12.2        | 22         | 0        |
|               | Fulton Walker        | 1981-85             | 5        | 61         | 12.2        | 30         | 0        |
|               | Arturo Freeman       | 2000-04             | 5        | 59         | 11.8        | 47         | 0        |
|               | Sean Smith           | 2009-12             | 5        | 56         | 11.2        | 31         | 0        |
|               | Bob Brudzinski       | 1981-89             | 5        | 46         | 9.2         | 19         | 0        |
|               | Rick Volk            | 1977-78             | 5        | 42         | 8.4         | 24         | 0        |
|               | Nolan Carroll        | 2010-13             | 5        | 25         | 5.0         | 24         | 0        |
|               | Shawn Wooden         | 1996-99, 2001-04    | 5        | 25         | 5.0         | 15         | 0        |
|               | Doug Swift           | 1970-75             | 5        | 17         | 3.4         | 12         | 0        |
|               | Don Bessillieu       | 1979-81             | 5        | 13         | 2.6         | 12         | 0        |
| 64.           | Calvin Jackson       | 1994-99             | 4        | 105        | 26.3        | 61t        | 1        |
|               | Lance Schulters      | 2005, 2007          | 4        | 78         | 19.5        | 37         | 0        |
|               | Tom Erlandson        | 1966-67             | 4        | 68         | 17.0        | 37         | 1        |
|               | Jimmy Wilson         | 2011-14             | 4        | 57         | 14.3        | 31         | 0        |
|               | T.J. McDonald        | 2017-18             | 4        | 48         | 12.0        | 31         | 0        |
|               | Frank Emanuel        | 1966-69             | 4        | 46         | 12.5        | 24         | 0        |
|               | John Offerdahl       | 1986-93             | 4        | 44         | 11.0        | 28         | 0        |
|               | Tim McKyer           | 1990                | 4        | 40         | 10.0        | 21         | 0        |
|               | Randy Starks         | 2008-14             | 4        | 33         | 8.3         | 18         | 0        |
|               | Chris Clemons        | 2009-13             | 4        | 29         | 7.3         | 29         | 0        |
|               | Gene Atkins          | 1994-96             | 4        | 24         | 6.0         | 18         | 0        |
|               | Mark Brown           | 1983-88             | 4        | 18         | 4.5         | 13         | 0        |
|               | Michael Stewart      | 1994-96             | 4        | 11         | 2.8         | 11         | 0        |
|               | Dimitri Patterson    | 2012-13             | 4        | 7          | 1.8         | 3          | 0        |
|               | Tony Lippett         | 2015-17             | 4        | 0          | 0.0         | 0          | 0        |
| 79.           | Vestee Jackson       | 1991-93             | 3        | 63         | 21.0        | 30t        | 1        |
|               | Eric Rowe            | 2019-22             | 3        | 61         | 20.3        | 35t        | 1        |
|               | Ed Taylor            | 1979-82             | 3        | 55         | 18.3        | 44         | 0        |
|               | Rodney Thomas        | 1988-90             | 3        | 52         | 17.3        | 48         | 0        |
|               | <b>Jalen Ramsey</b>  | <b>2023</b>         | <b>3</b> | <b>52</b>  | <b>17.3</b> | <b>49</b>  | <b>0</b> |
|               | <b>Brandon Jones</b> | <b>2020-23</b>      | <b>3</b> | <b>48</b>  | <b>16.0</b> | <b>40</b>  | <b>0</b> |
|               | Bryan Cox            | 1991-95             | 3        | 38         | 12.7        | 26         | 0        |
|               | Travares Tillman     | 2005-07             | 3        | 38         | 12.7        | 22         | 0        |
|               | Wahoo McDaniel       | 1966-68             | 3        | 35         | 11.7        | 20         | 0        |
|               | Derrick Rodgers      | 1997-02             | 3        | 33         | 11.0        | 21         | 0        |
|               | Jerry Wilson         | 1996-00             | 3        | 32         | 10.7        | 19         | 0        |
|               | Travis Daniels       | 2005-07             | 3        | 31         | 10.3        | 29         | 0        |



## ALL-TIME LEADERS

| INTERCEPTIONS            |                |          |           |             |            |          |
|--------------------------|----------------|----------|-----------|-------------|------------|----------|
| PLAYER                   | YEARS          | NO.      | YDS.      | AVG.        | LG         | TD       |
| Steve Towle              | 1975-80        | 3        | 30        | 10.0        | 16         | 0        |
| Pete Jaquess             | 1966-67        | 3        | 27        | 9.0         | 27         | 1        |
| A.J. Duhe                | 1977-84        | 3        | 18        | 6.0         | 11         | 0        |
| Ed Weisacosky            | 1968-70        | 3        | 10        | 3.3         | 7          | 0        |
| Aubrey Beavers           | 1994-95        | 3        | 8         | 2.7         | 8          | 0        |
| Nate Jones               | 2008-09, 2011  | 3        | 0         | 0.0         | 0          | 0        |
| 97. Minkah Fitzpatrick   | 2018-19        | 2        | 64        | 32.0        | 50t        | 1        |
| Donovan Rose             | 1986-87        | 2        | 63        | 31.5        | 36         | 0        |
| <b>Andrew Van Ginkel</b> | <b>2019-23</b> | <b>2</b> | <b>56</b> | <b>28.0</b> | <b>33t</b> | <b>1</b> |
| Bob Neff                 | 1966-68        | 2        | 54        | 27.0        | 22         | 0        |
| Rusty Chambers           | 1976-80        | 2        | 53        | 26.5        | 49         | 0        |
| Dwight Hollier           | 1992-99        | 2        | 47        | 23.5        | 36         | 0        |
| Walt Aikens              | 2014-19        | 2        | 43        | 21.5        | 43         | 0        |
| Ken Ellis                | 1976           | 2        | 40        | 20.0        | 40         | 0        |
| Bobby Harden             | 1990-93        | 2        | 39        | 19.5        | 22         | 0        |
| Robert Sowell            | 1983-85, 1987  | 2        | 36        | 18.0        | 29         | 0        |
| Steven Parker            | 2019           | 2        | 35        | 17.5        | 35         | 0        |
| Bill Stanfill            | 1969-76        | 2        | 32        | 16.0        | 17t        | 2        |
| Kerry Glenn              | 1990-92        | 2        | 31        | 15.5        | 31t        | 1        |
| Jamar Fletcher           | 2001-03        | 2        | 30        | 15.0        | 30         | 0        |
| Akin Ayodele             | 2008-09        | 2        | 29        | 14.5        | 17         | 0        |
| Byron Maxwell            | 2016-17        | 2        | 29        | 14.5        | 27         | 0        |
| Dannell Ellerbe          | 2013-14        | 2        | 25        | 12.5        | 16         | 0        |
| Henry Stuckey            | 1972-74        | 2        | 25        | 12.5        | 21         | 0        |
| George Teague            | 1997           | 2        | 25        | 12.5        | 23         | 0        |
| Tyrone Culver            | 2008-09        | 2        | 24        | 12.0        | 23         | 0        |
| Derrick Shelby           | 2012-15        | 2        | 24        | 12.0        | 22t        | 1        |
| Joey Porter              | 2007-08        | 2        | 19        | 9.5         | 14         | 0        |
| Isa Abdul-Quddus         | 2016           | 2        | 16        | 8.0         | 9          | 0        |
| Tate Randle              | 1987           | 2        | 16        | 8.0         | 11         | 0        |
| Byron Jones              | 2020-21        | 2        | 15        | 7.5         | 15         | 0        |
| John McGeeever           | 1966           | 2        | 15        | 7.5         | 15         | 0        |
| Tom Beier                | 1967, 1969     | 2        | 14        | 7.0         | 7          | 0        |
| Robert Jones             | 1998-00        | 2        | 14        | 7.0         | 14t        | 1        |
| Trell Hooper             | 1987           | 2        | 11        | 5.5         | 11         | 0        |
| Benny Sapp               | 2010-11        | 2        | 9         | 4.5         | 9          | 0        |
| Jeris White              | 1974-76        | 2        | 4         | 2.0         | 4          | 0        |
| Tyrone Braxton           | 1994           | 2        | 3         | 1.5         | 3          | 0        |
| Chris Green              | 1991-94        | 2        | 0         | 0.0         | 0          | 0        |
| Derrick Pope             | 2004-07        | 2        | 0         | 0.0         | 0          | 0        |
| Justin Coleman           | 2021           | 2        | 0         | 0.0         | 0          | 0        |
| 132. Elandon Roberts     | 2021-22        | 1        | 85        | 85.0        | 85t        | 1        |
| Louis Delmas             | 2014           | 1        | 81        | 81.0        | 81t        | 1        |
| Kenny Mixon              | 1998-01        | 1        | 56        | 56.0        | 56t        | 1        |
| Marvin Mitchell          | 2011           | 1        | 55        | 55.0        | 55         | 0        |
| Jay Brophy               | 1984-86        | 1        | 41        | 41.0        | 41         | 0        |
| Jared Odrick             | 2010-14        | 1        | 39        | 39.0        | 39         | 0        |
| Zack Bowman              | 2015           | 1        | 38        | 38.0        | 38         | 0        |
| Kevin Burnett            | 2011-12        | 1        | 34        | 34.0        | 34t        | 1        |
| Dean Brown               | 1970           | 1        | 32        | 32.0        | 32         | 0        |
| Hugh Green               | 1985-91        | 1        | 28        | 28.0        | 28         | 0        |
| Earl Faison              | 1966           | 1        | 26        | 26.0        | 26         | 0        |
| Phillip Merling          | 2008-11        | 1        | 25        | 25.0        | 25t        | 1        |
| Vern Den Herder          | 1971-82        | 1        | 24        | 24.0        | 24         | 0        |
| Charles Cornelius        | 1977-78        | 1        | 21        | 21.0        | 21         | 0        |
| Bob Bruggers             | 1966-68        | 1        | 20        | 20.0        | 20         | 0        |
| Ralph Ortega             | 1979-80        | 1        | 17        | 17.0        | 13         | 0        |
| Jordan Phillips          | 2015-18        | 1        | 17        | 17.0        | 17         | 0        |
| Bacarri Rambo            | 2016           | 1        | 17        | 17.0        | 17         | 0        |
| Verone McKinley III      | 2022           | 1        | 17        | 17.0        | 17         | 0        |
| Ted Davis                | 1970           | 1        | 15        | 15.0        | 15         | 0        |
| Karlos Dansby            | 2010-12        | 1        | 14        | 14.0        | 14         | 0        |
| Rick Graf                | 1987-90        | 1        | 14        | 14.0        | 14         | 0        |
| Shawn Lee                | 1990-91        | 1        | 14        | 14.0        | 14         | 0        |
| Cameron Wake             | 2009-18        | 1        | 12        | 12.0        | 12         | 0        |
| <b>Justin Bethel</b>     | <b>2022-23</b> | <b>1</b> | <b>11</b> | <b>11.0</b> | <b>11</b>  | <b>0</b> |



## ALL-TIME LEADERS

| INTERCEPTIONS            |                  |          |          |            |          |          |
|--------------------------|------------------|----------|----------|------------|----------|----------|
| PLAYER                   | YEARS            | NO.      | YDS.     | AVG.       | LG       | TD       |
| <b>Eli Apple</b>         | <b>2023</b>      | <b>1</b> | <b>8</b> | <b>8.0</b> | <b>8</b> | <b>0</b> |
| Mike Hull                | 2015-18          | 1        | 8        | 8.0        | 8        | 0        |
| <b>Christian Wilkins</b> | <b>2019-23</b>   | <b>1</b> | <b>8</b> | <b>8.0</b> | <b>8</b> | <b>0</b> |
| Richard Marshall         | 2012             | 1        | 7        | 7.0        | 7        | 0        |
| Jackie Shipp             | 1984-88          | 1        | 7        | 7.0        | 7        | 0        |
| Craig Veasey             | 1993-94          | 1        | 7        | 7.0        | 7        | 0        |
| Vince Biegel             | 2019             | 1        | 7        | 7.0        | 7        | 0        |
| Reggie Howard            | 2004-05          | 1        | 5        | 5.0        | 5        | 0        |
| Eric Kumerow             | 1988-90          | 1        | 5        | 5.0        | 5        | 0        |
| <b>Emmanuel Ogbah</b>    | <b>2020-23</b>   | <b>1</b> | <b>5</b> | <b>5.0</b> | <b>5</b> | <b>0</b> |
| <b>Jaelan Phillips</b>   | <b>2021-23</b>   | <b>1</b> | <b>5</b> | <b>5.0</b> | <b>5</b> | <b>0</b> |
| <b>Zach Sieler</b>       | <b>2019-23</b>   | <b>1</b> | <b>5</b> | <b>5.0</b> | <b>5</b> | <b>1</b> |
| Alex Moyer               | 1985-86          | 1        | 4        | 4.0        | 4        | 0        |
| Greg Jeffries            | 1999-00          | 1        | 3        | 3.0        | 3        | 0        |
| Ryan Lewis               | 2019             | 1        | 3        | 3.0        | 3        | 0        |
| Jack Rudolph             | 1966             | 1        | 3        | 3.0        | 3        | 0        |
| Chris Singleton          | 1993-96          | 1        | 3        | 3.0        | 3        | 0        |
| Brendon Ayanbadejo       | 2003-04          | 1        | 2        | 2.0        | 2        | 0        |
| Larry Ball               | 1972-74, 1977-78 | 1        | 2        | 2.0        | 2        | 0        |
| Mike Charles             | 1983-86          | 1        | 2        | 2.0        | 2        | 0        |
| Channing Crowder         | 2005-10          | 1        | 2        | 2.0        | 2        | 0        |
| Mike Reichenbach         | 1990-91          | 1        | 2        | 2.0        | 2        | 0        |
| Randall Edmunds          | 1968-69          | 1        | 1        | 1.0        | 1        | 0        |
| Bruce Alexander          | 1992-93          | 1        | 0        | 0.0        | 0        | 0        |
| Bob Baumhower            | 1977-86          | 1        | 0        | 0.0        | 0        | 0        |
| Tim Bowers               | 1994-04          | 1        | 0        | 0.0        | 0        | 0        |
| Jeff Cross               | 1989-95          | 1        | 0        | 0.0        | 0        | 0        |
| <b>DeShon Elliott</b>    | <b>2023</b>      | <b>1</b> | <b>0</b> | <b>0.0</b> | <b>0</b> | <b>0</b> |
| Scott Galyon             | 2000-02          | 1        | 0        | 0.0        | 0        | 0        |
| Jermaine Haley           | 2000-02          | 1        | 0        | 0.0        | 0        | 0        |
| Neville Hewitt           | 2015-17          | 1        | 0        | 0.0        | 0        | 0        |
| Sean Hill                | 1994-96          | 1        | 0        | 0.0        | 0        | 0        |
| Noah Igbinoghene         | 2020-22          | 1        | 0        | 0.0        | 0        | 0        |
| <b>Kader Kohou</b>       | <b>2022-23</b>   | <b>1</b> | <b>0</b> | <b>0.0</b> | <b>0</b> | <b>0</b> |
| Mack Lamb                | 1967-68          | 1        | 0        | 0.0        | 0        | 0        |
| Chris Lammons            | 2019             | 1        | 0        | 0.0        | 0        | 0        |
| Michael Lehan            | 2006-08          | 1        | 0        | 0.0        | 0        | 0        |
| Darrell Malone           | 1992-94          | 1        | 0        | 0.0        | 0        | 0        |
| Brice McCain             | 2015             | 1        | 0        | 0.0        | 0        | 0        |
| Cliff Odom               | 1990-93          | 1        | 0        | 0.0        | 0        | 0        |
| Muhammad Oliver          | 1994             | 1        | 0        | 0.0        | 0        | 0        |
| Jamal Perry              | 2019-21          | 1        | 0        | 0.0        | 0        | 0        |
| Vern Roberson            | 1977             | 1        | 0        | 0.0        | 0        | 0        |
| Bryant Salter            | 1976             | 1        | 0        | 0.0        | 0        | 0        |
| Terrance Shaw            | 2000             | 1        | 0        | 0.0        | 0        | 0        |
| Donnie Spragan           | 2005-07          | 1        | 0        | 0.0        | 0        | 0        |
| R.J. Stanford            | 2012-14          | 1        | 0        | 0.0        | 0        | 0        |
| Michael Thomas           | 2013-17          | 1        | 0        | 0.0        | 0        | 0        |
| Reggie Torbor            | 2008-09          | 1        | 0        | 0.0        | 0        | 0        |
| Jason Trusnik            | 2011-14          | 1        | 0        | 0.0        | 0        | 0        |
| Jay Williams             | 2002-04          | 1        | 0        | 0.0        | 0        | 0        |
| Jeff Zgonina             | 2003-06          | 1        | 0        | 0.0        | 0        | 0        |
| Daryl Gardener           | 1996-01          | 1        | -1       | -1.0       | -1       | 0        |

| SACKS              |                       |       |
|--------------------|-----------------------|-------|
| PLAYER             | YEARS                 | NO    |
| 1. Jason Taylor    | 1997-2007, 2009, 2011 | 131.0 |
| 2. Cameron Wake    | 2009-18               | 98.0  |
| 3. Bill Stanfill   | 1969-76               | 69.5  |
| 4. Doug Betters    | 1978-87               | 65.5  |
| 5. Vern Den Herder | 1971-82               | 64.0  |
| 6. Jeff Cross      | 1988-95               | 59.5  |
| 7. Trace Armstrong | 1995-2000             | 56.5  |
| 8. Bob Baumhower   | 1977-86               | 39.5  |
| Kim Bokamper       | 1977-85               | 39.5  |
| 10. A.J. Duhe      | 1977-84               | 38.5  |



## ALL-TIME LEADERS

### KICKOFF RETURNS (Yards)

|     | PLAYER           | YEARS   | NO. | YDS.  | AVG. | LG   | TD |
|-----|------------------|---------|-----|-------|------|------|----|
| 1.  | Wes Welker       | 2004-06 | 166 | 3,756 | 22.6 | 95t  | 1  |
| 2.  | Ted Ginn, Jr.    | 2007-09 | 147 | 3,386 | 23.0 | 101t | 2  |
| 3.  | Mercury Morris   | 1969-75 | 111 | 2,947 | 26.5 | 105t | 3  |
| 4.  | Fulton Walker    | 1981-85 | 123 | 2,944 | 23.9 | 90t  | 1  |
| 5.  | Brock Marion     | 1998-03 | 107 | 2,517 | 23.5 | 93   | 0  |
| 6.  | Jakeem Grant Sr. | 2016-21 | 89  | 2,206 | 24.8 | 102t | 2  |
| 7.  | O.J. McDuffie    | 1993-01 | 92  | 2,103 | 22.9 | 48   | 0  |
| 8.  | Irving Spikes    | 1994-97 | 89  | 2,058 | 23.1 | 59   | 0  |
| 9.  | Lorenzo Hampton  | 1985-89 | 96  | 2,025 | 21.1 | 46   | 0  |
| 10. | Marcus Thigpen   | 2012-13 | 77  | 1,910 | 24.8 | 96t  | 1  |

### PUNT RETURNS (Yards)

|     | PLAYER           | YEARS   | NO. | FC | YDS.  | AVG. | LG  | TD |
|-----|------------------|---------|-----|----|-------|------|-----|----|
| 1.  | Jake Scott       | 1970-75 | 127 | 55 | 1,330 | 10.5 | 77t | 1  |
| 2.  | Wes Welker       | 2004-06 | 127 | 64 | 1,232 | 9.7  | 71  | 0  |
| 3.  | Davone Bess      | 2008-12 | 115 | 85 | 1,196 | 10.4 | 47  | 0  |
| 4.  | O.J. McDuffie    | 1993-01 | 127 | 91 | 1,127 | 8.9  | 72t | 2  |
| 5.  | Jakeem Grant Sr. | 2016-21 | 101 | 28 | 978   | 9.7  | 88t | 3  |
| 6.  | Tom Vigorito     | 1981-85 | 79  | 22 | 830   | 10.5 | 87t | 2  |
| 7.  | Freddie Solomon  | 1975-77 | 71  | 5  | 810   | 11.4 | 79t | 2  |
| 8.  | Jarvis Landry    | 2014-17 | 89  | 53 | 804   | 9.0  | 69t | 1  |
| 9.  | Scott Schwedes   | 1987-90 | 75  | 18 | 732   | 9.8  | 70t | 1  |
| 10. | Jeff Ogden       | 2000-01 | 51  | 22 | 700   | 13.7 | 81t | 1  |





## TOP 20 SEASON LEADERS

### RUSHING YARDS

| NAME                      | YEAR        | YARDS        |
|---------------------------|-------------|--------------|
| 1. Ricky Williams         | 2002        | 1,853        |
| 2. Ricky Williams         | 2003        | 1,372        |
| 3. Jay Ajayi              | 2016        | 1,272        |
| 4. Delvin Williams        | 1978        | 1,258        |
| 5. Lamar Smith            | 2000        | 1,139        |
| 6. Ricky Williams         | 2009        | 1,121        |
| 7. Larry Csonka           | 1972        | 1,117        |
| 8. Karim Abdul-Jabbar     | 1996        | 1,116        |
| 9. Lamar Miller           | 2014        | 1,099        |
| 10. Reggie Bush           | 2011        | 1,086        |
| 11. Larry Csonka          | 1971        | 1,051        |
| 12. <b>Raheem Mostert</b> | <b>2023</b> | <b>1,012</b> |
| 13. Ronnie Brown          | 2006        | 1,008        |
| 14. Larry Csonka          | 1973        | 1,003        |
| 15. Mercury Morris        | 1972        | 1,000        |
| 16. Reggie Bush           | 2012        | 986          |
| 17. Lamar Smith           | 2001        | 968          |
| 18. Karim Abdul-Jabbar    | 1998        | 960          |
| 19. Mercury Morris        | 1973        | 954          |
| 20. Ronnie Brown          | 2008        | 916          |

### PASSING YARDS

| NAME                      | YEAR        | YARDS        |
|---------------------------|-------------|--------------|
| 1. Dan Marino             | 1984        | 5,084        |
| 2. Dan Marino             | 1986        | 4,746        |
| 3. <b>Tua Tagovailoa</b>  | <b>2023</b> | <b>4,624</b> |
| 4. Dan Marino             | 1994        | 4,453        |
| 5. Dan Marino             | 1988        | 4,434        |
| 6. Ryan Tannehill         | 2015        | 4,208        |
| 7. Dan Marino             | 1985        | 4,137        |
| 8. Dan Marino             | 1992        | 4,116        |
| 9. Ryan Tannehill         | 2014        | 4,045        |
| 10. Dan Marino            | 1989        | 3,997        |
| 11. Dan Marino            | 1991        | 3,970        |
| 12. Ryan Tannehill        | 2013        | 3,913        |
| 13. Dan Marino            | 1997        | 3,780        |
| 14. Dan Marino            | 1995        | 3,668        |
| 15. Chad Pennington       | 2008        | 3,653        |
| 16. Dan Marino            | 1990        | 3,563        |
| 17. <b>Tua Tagovailoa</b> | <b>2022</b> | <b>3,548</b> |
| 18. Ryan Fitzpatrick      | 2019        | 3,529        |
| 19. Dan Marino            | 1998        | 3,497        |
| 20. Chad Henne            | 2010        | 3,301        |

### PASSING TOUCHDOWNS

| NAME                      | YEAR        | TDs       |
|---------------------------|-------------|-----------|
| 1. Dan Marino             | 1984        | 48        |
| 2. Dan Marino             | 1986        | 44        |
| 3. Dan Marino             | 1985        | 30        |
| 4. Dan Marino             | 1994        | 30        |
| 5. <b>Tua Tagovailoa</b>  | <b>2023</b> | <b>29</b> |
| 6. Dan Marino             | 1988        | 28        |
| 7. Ryan Tannehill         | 2014        | 27        |
| 8. Dan Marino             | 1987        | 26        |
| 9. Dan Marino             | 1991        | 25        |
| 10. <b>Tua Tagovailoa</b> | <b>2022</b> | <b>25</b> |
| 11. Dan Marino            | 1989        | 24        |
| Dan Marino                | 1992        | 24        |
| Dan Marino                | 1995        | 24        |
| Ryan Tannehill            | 2013        | 24        |
| Ryan Tannehill            | 2015        | 24        |

|                  |      |    |
|------------------|------|----|
| 16. Dan Marino   | 1998 | 23 |
| 17. Bob Griese   | 1977 | 22 |
| 18. Bob Griese   | 1968 | 21 |
| Dan Marino       | 1990 | 21 |
| 20. Dan Marino   | 1983 | 20 |
| Jay Fiedler      | 2001 | 20 |
| Ryan Fitzpatrick | 2019 | 20 |

### RECEPTIONS

| NAME                    | YEAR        | REC        |
|-------------------------|-------------|------------|
| 1. <b>Tyreek Hill</b>   | <b>2022</b> | <b>119</b> |
| <b>Tyreek Hill</b>      | <b>2023</b> | <b>119</b> |
| 3. Jarvis Landry        | 2017        | 112        |
| 4. Jarvis Landry        | 2015        | 110        |
| 5. <b>Jaylen Waddle</b> | <b>2021</b> | <b>104</b> |
| 6. Jarvis Landry        | 2016        | 94         |
| 7. O.J. McDuffie        | 1998        | 90         |
| 8. Mark Clayton         | 1988        | 86         |
| Brandon Marshall        | 2010        | 86         |
| 10. Jarvis Landry       | 2014        | 84         |
| 11. Chris Chambers      | 2005        | 82         |
| 12. Brandon Marshall    | 2011        | 81         |
| 13. Davone Bess         | 2010        | 79         |
| 14. O.J. McDuffie       | 1997        | 76         |
| Davone Bess             | 2009        | 76         |
| Brian Hartline          | 2013        | 76         |
| 17. Terry Kirby (RB)    | 1993        | 75         |
| <b>Jaylen Waddle</b>    | <b>2022</b> | <b>75</b>  |
| 19. O.J. McDuffie       | 1996        | 74         |
| Brian Hartline          | 2012        | 74         |

### RECEIVING YARDS

| NAME                    | YEAR        | YARDS        |
|-------------------------|-------------|--------------|
| 1. <b>Tyreek Hill</b>   | <b>2023</b> | <b>1,799</b> |
| 2. <b>Tyreek Hill</b>   | <b>2022</b> | <b>1,710</b> |
| 3. Mark Clayton         | 1984        | 1,389        |
| 4. <b>Jaylen Waddle</b> | <b>2022</b> | <b>1,356</b> |
| 5. Mark Duper           | 1986        | 1,313        |
| 6. Mark Duper           | 1984        | 1,306        |
| 7. Irving Fryar         | 1994        | 1,270        |
| 8. Brandon Marshall     | 2011        | 1,214        |
| 9. DeVante Parker       | 2019        | 1,202        |
| 10. Jarvis Landry       | 2015        | 1,157        |
| 11. Mark Clayton        | 1986        | 1,150        |
| 12. Jarvis Landry       | 2016        | 1,136        |
| 13. Mark Clayton        | 1988        | 1,129        |
| 14. Chris Chambers      | 2005        | 1,118        |
| 15. Mark Duper          | 1991        | 1,085        |
| 16. Brian Hartline      | 2012        | 1,083        |
| 17. Mark Clayton        | 1991        | 1,053        |
| 18. O.J. McDuffie       | 1998        | 1,050        |
| 19. Tony Martin         | 1999        | 1,037        |
| 20. Brian Hartline      | 2013        | 1,016        |



## TOP 20 SEASON LEADERS

### POINTS

|     | NAME                  | YEAR        | POINTS     |
|-----|-----------------------|-------------|------------|
| 1.  | Olindo Mare           | 1999        | 144        |
|     | <b>Jason Sanders</b>  | <b>2020</b> | <b>144</b> |
| 3.  | <b>Jason Sanders</b>  | <b>2023</b> | <b>130</b> |
| 4.  | Caleb Sturgis         | 2014        | 128        |
| 5.  | <b>Raheem Mostert</b> | <b>2023</b> | <b>126</b> |
| 6.  | Pete Stoyanovich      | 1992        | 124        |
| 7.  | Pete Stoyanovich      | 1991        | 121        |
| 8.  | <b>Jason Sanders</b>  | <b>2022</b> | <b>119</b> |
| 9.  | Pete Stoyanovich      | 1995        | 118        |
| 10. | Garo Yepremian        | 1971        | 117        |
|     | Olindo Mare           | 1997        | 117        |
|     | Olindo Mare           | 2000        | 117        |
| 13. | Fuad Reveiz           | 1985        | 116        |
| 14. | Garo Yepremian        | 1972        | 115        |
|     | Dan Carpenter         | 2010        | 115        |
| 16. | Olindo Mare           | 2002        | 114        |
| 17. | Garo Yepremian        | 1973        | 113        |
|     | Dan Carpenter         | 2011        | 113        |
| 19. | Dan Carpenter         | 2009        | 112        |
| 20. | Caleb Sturgis         | 2013        | 111        |

### SACKS

|     | NAME                 | YEAR        | SACKS       |
|-----|----------------------|-------------|-------------|
| 1.  | Bill Stanfill        | 1973        | 18.5        |
|     | Jason Taylor         | 2002        | 18.5        |
| 3.  | Joey Porter          | 2008        | 17.5        |
| 4.  | Trace Armstrong      | 2000        | 16.5        |
| 5.  | Doug Betters         | 1983        | 16.0        |
| 6.  | Adewale Ogunleye     | 2003        | 15.0        |
|     | Cameron Wake         | 2012        | 15.0        |
| 8.  | Jason Taylor         | 2000        | 14.5        |
| 9.  | Doug Betters         | 1984        | 14.0        |
|     | Bryan Cox            | 1992        | 14.0        |
|     | Cameron Wake         | 2010        | 14.0        |
| 12. | Jason Taylor         | 2006        | 13.5        |
| 13. | Jason Taylor         | 2003        | 13.0        |
| 14. | Trace Armstrong      | 1996        | 12.0        |
|     | Jason Taylor         | 2005        | 12.0        |
| 16. | Jeff Cross           | 1990        | 11.5        |
|     | Olivier Vernon       | 2013        | 11.5        |
|     | Cameron Wake         | 2014        | 11.5        |
|     | Cameron Wake         | 2016        | 11.5        |
| 20. | Mel Branch           | 1968        | 11.0        |
|     | Vern Den Herder      | 1975        | 11.0        |
|     | Jason Taylor         | 2007        | 11.0        |
|     | <b>Bradley Chubb</b> | <b>2023</b> | <b>11.0</b> |

### TACKLES

|     | NAME            | YEAR | TACKLES |
|-----|-----------------|------|---------|
| 1.  | Steve Towle     | 1976 | 217     |
| 2.  | Zach Thomas     | 2002 | 195     |
| 3.  | Zach Thomas     | 2003 | 184     |
| 4.  | Zach Thomas     | 1996 | 180     |
|     | Zach Thomas     | 2001 | 180     |
| 6.  | Rusty Chambers  | 1979 | 178     |
| 7.  | Earnie Rhone    | 1981 | 171     |
| 8.  | Zach Thomas     | 2004 | 168     |
| 9.  | Zach Thomas     | 1999 | 167     |
| 10. | Zach Thomas     | 2005 | 166     |
| 11. | Zach Thomas     | 2006 | 165     |
| 12. | Steve Towle     | 1975 | 164     |
| 13. | Nick Buoniconti | 1973 | 162     |
| 14. | Zach Thomas     | 1998 | 160     |
| 15. | Rusty Chambers  | 1978 | 151     |
| 16. | Zach Thomas     | 1997 | 149     |
| 17. | Bryan Cox       | 1994 | 147     |
| 18. | Nick Buoniconti | 1972 | 146     |
|     | Bob Baumhower   | 1979 | 146     |
| 20. | Nick Buoniconti | 1970 | 145     |

### INTERCEPTIONS

|     | NAME                 | YEAR        | INTs      |
|-----|----------------------|-------------|-----------|
| 1.  | Dick Westmoreland    | 1967        | 10        |
|     | <b>Xavien Howard</b> | <b>2020</b> | <b>10</b> |
| 3.  | Willie West          | 1966        | 8         |
|     | Dick Anderson        | 1968        | 8         |
|     | Dick Anderson        | 1970        | 8         |
|     | Dick Anderson        | 1973        | 8         |
|     | Jake Scott           | 1974        | 8         |
|     | Terrell Buckley      | 1998        | 8         |
|     | Sam Madison          | 1998        | 8         |
| 10. | Jake Scott           | 1971        | 7         |
|     | Gerald Small         | 1980        | 7         |
|     | Sam Madison          | 1999        | 7         |
|     | Brian Walker         | 2000        | 7         |
|     | Patrick Surtain      | 2003        | 7         |
|     | <b>Xavien Howard</b> | <b>2018</b> | <b>7</b>  |
| 16. | Jake Scott           | 1975        | 6         |
|     | Tim Foley            | 1978        | 6         |
|     | William Judson       | 1983        | 6         |
|     | Glenn Blackwood      | 1984        | 6         |
|     | Glenn Blackwood      | 1985        | 6         |
|     | Terrell Buckley      | 1996        | 6         |
|     | Patrick Surtain      | 2002        | 6         |



## DOLPHINS OUTSTANDING PERFORMANCES

### GAMES OF 300+ PASSING YARDS

| PLAYER                | DATE            | OPPONENT                | ATT.      | COMP.     | YDS.       | TD       | INT.     | LG         |
|-----------------------|-----------------|-------------------------|-----------|-----------|------------|----------|----------|------------|
| Dan Marino            | 10/23/88        | N.Y. JETS               | 60        | 35        | 521        | 3        | 5        | 56         |
| Dan Marino            | 9/4/94          | NEW ENGLAND             | 42        | 23        | 473        | 5        | 1        | 64t        |
| Dan Marino            | 12/2/84         | L.A. RAIDERS            | 57        | 35        | 470        | 4        | 2        | 64         |
| <b>Tua Tagovailoa</b> | <b>9/18/22</b>  | <b>at Baltimore</b>     | <b>50</b> | <b>36</b> | <b>469</b> | <b>6</b> | <b>2</b> | <b>60t</b> |
| <b>Tua Tagovailoa</b> | <b>9/10/23</b>  | <b>at L.A. Chargers</b> | <b>45</b> | <b>28</b> | <b>466</b> | <b>3</b> | <b>1</b> | <b>47</b>  |
| Dan Marino            | 10/1/95         | at Cincinnati           | 48        | 33        | 450        | 2        | 1        | 58         |
| Dan Marino            | 9/21/86         | at N.Y. Jets            | 50        | 30        | 448        | 6        | 2        | 46t        |
| Dan Marino            | 9/25/94         | at Minnesota            | 54        | 29        | 431        | 3        | 3        | 43         |
| Ryan Tannehill        | 9/30/12         | at Arizona              | 41        | 26        | 431        | 1        | 2        | 80t        |
| Dan Marino            | 9/30/84         | at St. Louis            | 36        | 24        | 429        | 3        | 0        | 51         |
| Dan Marino            | 9/24/89         | N.Y. JETS               | 55        | 33        | 427        | 3        | 2        | 43t        |
| Dan Marino            | 11/4/84         | at N.Y. Jets            | 42        | 23        | 422        | 2        | 2        | 54         |
| * Dan Marino          | 12/30/95        | at Buffalo              | 64        | 33        | 422        | 2        | 3        | 45t        |
| * Dan Marino          | 1/6/85          | PITTSBURGH              | 32        | 21        | 421        | 4        | 1        | 41         |
| Ryan Fitzpatrick      | 12/22/19        | CINCINNATI              | 52        | 31        | 419        | 4        | 1        | 51         |
| Chad Henne            | 9/12/11         | New England             | 49        | 30        | 416        | 2        | 1        | 31         |
| Joey Harrington       | 10/22/06        | GREEN BAY               | 62        | 33        | 414        | 2        | 3        | 44         |
| David Woodley         | 10/25/81        | at Dallas               | 37        | 21        | 408        | 3        | 5        | 69t        |
| Dan Marino            | 12/9/84         | at Indianapolis         | 41        | 29        | 404        | 4        | 1        | 42         |
| Dan Marino            | 11/16/86        | at Buffalo              | 54        | 39        | 404        | 4        | 0        | 39         |
| Dan Marino            | 12/12/88        | CLEVELAND               | 50        | 30        | 404        | 4        | 3        | 46         |
| * Don Strock          | 1/2/82          | SAN DIEGO               | 43        | 29        | 403        | 4        | 1        | 50t        |
| Dan Marino            | 12/14/86        | at L.A. Rams            | 46        | 29        | 403        | 5        | 1        | 69t        |
| Ryan Tannehill        | 12/21/14        | MINNESOTA               | 47        | 35        | 396        | 4        | 1        | 41         |
| Dan Marino            | 12/20/87        | WASHINGTON              | 50        | 22        | 393        | 3        | 1        | 59t        |
| Dan Marino            | 10/10/99        | at Indianapolis         | 38        | 25        | 393        | 2        | 0        | 62         |
| Dan Marino            | 9/29/85         | at Denver               | 43        | 25        | 390        | 3        | 0        | 73         |
| Dan Marino            | 11/23/97        | at New England          | 60        | 38        | 389        | 0        | 3        | 27         |
| Ryan Tannehill        | 9/18/16         | at New England          | 45        | 32        | 387        | 2        | 2        | 33         |
| <b>Tua Tagovailoa</b> | <b>10/30/22</b> | <b>at Detroit</b>       | <b>36</b> | <b>29</b> | <b>382</b> | <b>3</b> | <b>0</b> | <b>42</b>  |
| Brock Osweiler        | 10/14/18        | CHICAGO                 | 44        | 28        | 380        | 3        | 2        | 75t        |
| Dan Marino            | 12/13/87        | at Philadelphia         | 39        | 25        | 376        | 3        | 1        | 54         |
| Dan Marino            | 10/12/97        | at N.Y. Jets            | 38        | 27        | 372        | 2        | 0        | 36t        |
| Bernie Kosar          | 10/15/95        | at New Orleans          | 42        | 29        | 368        | 3        | 2        | 31t        |
| Dan Marino            | 12/9/90         | PHILADELPHIA            | 54        | 27        | 365        | 2        | 0        | 37         |
| Steve DeBerg          | 12/5/93         | N.Y. Giants             | 41        | 26        | 365        | 1        | 2        | 44         |
| Ryan Fitzpatrick      | 12/1/19         | PHILADELPHIA            | 39        | 27        | 365        | 3        | 1        | 43t        |
| Chad Henne            | 9/26/10         | N.Y. JETS               | 44        | 26        | 363        | 2        | 1        | 40         |
| Dan Marino            | 11/10/85        | N.Y. JETS               | 37        | 21        | 362        | 3        | 3        | 60         |
| <b>Tua Tagovailoa</b> | <b>1/3/21</b>   | <b>at Buffalo</b>       | <b>58</b> | <b>35</b> | <b>361</b> | <b>1</b> | <b>3</b> | <b>31</b>  |
| Gus Ferrotte          | 11/13/05        | NEW ENGLAND             | 47        | 25        | 360        | 2        | 1        | 47         |
| Dan Marino            | 11/6/88         | at New England          | 51        | 29        | 359        | 1        | 2        | 32         |
| Dan Marino            | 11/12/89        | at N.Y. Jets            | 34        | 18        | 359        | 3        | 2        | 78t        |
| Dan Marino            | 11/27/94        | at N.Y. Jets            | 44        | 31        | 359        | 4        | 2        | 28t        |
| Ryan Tannehill        | 9/20/15         | at Jacksonville         | 44        | 30        | 359        | 2        | 0        | 48         |
| Dan Marino            | 10/25/92        | INDIANAPOLIS            | 45        | 25        | 355        | 2        | 3        | 48t        |
| Dan Marino            | 12/21/98        | DENVER                  | 38        | 23        | 355        | 4        | 1        | 56t        |
| Dan Marino            | 11/27/88        | at N.Y. Jets            | 35        | 17        | 353        | 5        | 0        | 80t        |
| Ryan Tannehill        | 11/29/15        | at N.Y. Jets            | 58        | 33        | 351        | 3        | 1        | 40         |
| Ryan Tannehill        | 1/3/16          | NEW ENGLAND             | 38        | 25        | 350        | 2        | 0        | 46         |
| Ryan Fitzpatrick      | 10/11/20        | at San Francisco        | 28        | 22        | 350        | 3        | 0        | 70         |
| Bob Griese            | 11/20/78        | at Houston              | 33        | 23        | 349        | 2        | 1        | 47         |
| Chad Henne            | 12/20/09        | at Tennessee            | 46        | 29        | 349        | 1        | 3        | 57         |
| Ryan Tannehill        | 12/14/14        | at New England          | 47        | 29        | 346        | 1        | 2        | 50         |
| Dan Marino            | 12/8/85         | at Green Bay            | 44        | 30        | 345        | 5        | 1        | 61         |
| Scott Mitchell        | 10/31/93        | KANSAS CITY             | 33        | 22        | 344        | 3        | 0        | 77t        |
| Steve DeBerg          | 12/13/93        | PITTSBURGH              | 44        | 27        | 344        | 1        | 2        | 47         |
| Dan Marino            | 12/3/95         | ATLANTA                 | 50        | 35        | 343        | 2        | 2        | 32         |
| Chad Pennington       | 11/23/08        | NEW ENGLAND             | 41        | 24        | 341        | 3        | 1        | 46         |
| Dan Marino            | 12/17/84        | DALLAS                  | 40        | 23        | 340        | 4        | 2        | 63         |
| Dan Marino            | 12/24/89        | KANSAS City             | 47        | 28        | 339        | 3        | 1        | 35         |
| Dan Marino            | 11/18/84        | at San Diego            | 41        | 28        | 338        | 2        | 1        | 32         |
| Dan Marino            | 10/12/86        | BUFFALO                 | 41        | 24        | 337        | 1        | 1        | 39         |
| Chad Henne            | 12/6/09         | NEW ENGLAND             | 52        | 29        | 335        | 2        | 1        | 29         |
| Dan Marino            | 10/22/89        | GREEN BAY               | 37        | 24        | 333        | 2        | 2        | 61         |
| Dan Marino            | 11/12/95        | NEW ENGLAND             | 37        | 27        | 333        | 2        | 2        | 31t        |
| Dan Marino            | 11/1/87         | PITTSBURGH              | 31        | 25        | 332        | 4        | 2        | 50t        |



## DOLPHINS OUTSTANDING PERFORMANCES

### GAMES OF 300+ PASSING YARDS

| PLAYER                | DATE            | OPPONENT               | ATT.      | COMP.     | YDS.       | TD       | INT.     | LG         |
|-----------------------|-----------------|------------------------|-----------|-----------|------------|----------|----------|------------|
| Ryan Tannehill        | 12/1/13         | at N.Y. Jets           | 43        | 28        | 331        | 2        | 1        | 31t        |
| Dan Marino            | 11/17/85        | at Indianapolis        | 37        | 22        | 330        | 1        | 0        | 42         |
| Dan Marino            | 9/15/85         | INDIANAPOLIS           | 48        | 29        | 329        | 2        | 0        | 26         |
| Dan Marino            | 10/16/88        | SAN DIEGO              | 45        | 26        | 329        | 1        | 0        | 51         |
| Ryan Tannehill        | 12/27/15        | INDIANAPOLIS           | 38        | 26        | 329        | 0        | 1        | 49         |
| <b>Tua Tagovailoa</b> | <b>10/17/21</b> | <b>at Jacksonville</b> | <b>47</b> | <b>33</b> | <b>329</b> | <b>2</b> | <b>1</b> | <b>32</b>  |
| Teddy Bridgewater     | 10/16/22        | MINNESOTA              | 34        | 23        | 329        | 2        | 2        | 49         |
| Jay Fiedler           | 12/28/03        | N.Y. JETS              | 29        | 21        | 328        | 1        | 1        | 59         |
| Ryan Fitzpatrick      | 9/20/20         | BUFFALO                | 47        | 31        | 328        | 2        | 0        | 27         |
| Bob Griese            | 9/14/69         | at Cincinnati          | 39        | 19        | 327        | 1        | 2        | 50         |
| Dan Marino            | 11/18/91        | BUFFALO                | 42        | 23        | 326        | 2        | 2        | 41         |
| <b>Tua Tagovailoa</b> | <b>11/19/23</b> | <b>LAS VEGAS</b>       | <b>39</b> | <b>28</b> | <b>325</b> | <b>2</b> | <b>1</b> | <b>38t</b> |
| Dan Marino            | 9/7/97          | TENNESSEE              | 43        | 24        | 324        | 0        | 0        | 50         |
| <b>Tua Tagovailoa</b> | <b>10/29/23</b> | <b>NEW ENGLAND</b>     | <b>45</b> | <b>30</b> | <b>324</b> | <b>3</b> | <b>1</b> | <b>42t</b> |
| * Dan Marino          | 1/12/91         | at Buffalo             | 49        | 23        | 323        | 3        | 2        | 64t        |
| Dan Marino            | 10/12/98        | at Jacksonville        | 49        | 30        | 323        | 2        | 1        | 28         |
| Ryan Fitzpatrick      | 11/17/19        | BUFFALO                | 45        | 32        | 323        | 0        | 0        | 50         |
| Don Strock            | 12/15/79        | N.Y. JETS              | 41        | 26        | 322        | 1        | 2        | 38         |
| Dan Marino            | 10/9/83         | BUFFALO                | 29        | 19        | 322        | 3        | 2        | 63         |
| Dan Marino            | 9/14/92         | at Cleveland           | 35        | 25        | 322        | 1        | 0        | 47         |
| Dan Marino            | 12/27/99        | N.Y. JETS              | 52        | 29        | 322        | 3        | 3        | 32t        |
| Chad Henne            | 12/27/09        | HOUSTON                | 55        | 35        | 322        | 1        | 1        | 35         |
| Dan Marino            | 10/14/84        | HOUSTON                | 32        | 25        | 321        | 3        | 0        | 32         |
| Dan Marino            | 10/6/91         | at New England         | 38        | 25        | 321        | 2        | 0        | 34         |
| Dan Marino            | 11/16/92        | BUFFALO                | 33        | 22        | 321        | 2        | 1        | 55         |
| Dan Marino            | 12/13/98        | N.Y. JETS              | 57        | 30        | 321        | 1        | 1        | 31         |
| Dan Marino            | 12/27/98        | at Atlanta             | 36        | 21        | 320        | 1        | 2        | 50         |
| Jay Fiedler           | 12/22/01        | at New England         | 37        | 21        | 320        | 1        | 0        | 44         |
| Ryan Fitzpatrick      | 12/29/19        | at New England         | 41        | 28        | 320        | 1        | 0        | 28         |
| Ryan Tannehill        | 9/15/13         | at Indianapolis        | 34        | 23        | 319        | 1        | 0        | 67         |
| Ryan Tannehill        | 9/25/16         | Cleveland              | 39        | 25        | 319        | 3        | 2        | 42t        |
| ** Dan Marino         | 1/20/85         | vs. San Francisco      | 50        | 29        | 318        | 1        | 2        | 30         |
| Trent Green           | 9/23/07         | at N.Y. Jets           | 36        | 23        | 318        | 1        | 1        | 43         |
| Dan Marino            | 10/21/84        | at New England         | 39        | 24        | 316        | 4        | 1        | 28         |
| <b>Tua Tagovailoa</b> | <b>12/13/20</b> | <b>KANSAS CITY</b>     | <b>48</b> | <b>28</b> | <b>316</b> | <b>2</b> | <b>1</b> | <b>29t</b> |
| Cleo Lemon            | 12/16/07        | BALTIMORE              | 39        | 23        | 315        | 1        | 0        | 64t        |
| Ryan Fitzpatrick      | 10/4/20         | SEATTLE                | 45        | 29        | 315        | 0        | 2        | 26         |
| Chad Pennington       | 10/26/08        | BALTIMORE              | 30        | 22        | 314        | 1        | 0        | 64         |
| Dan Marino            | 12/5/99         | INDIANAPOLIS           | 38        | 24        | 313        | 3        | 1        | 33t        |
| Dan Marino            | 11/20/94        | at Pittsburgh          | 45        | 31        | 312        | 1        | 1        | 45         |
| Ryan Tannehill        | 12/15/13        | NEW ENGLAND            | 37        | 25        | 312        | 3        | 0        | 39t        |
| Dan Marino            | 9/2/84          | at Washington          | 28        | 21        | 311        | 5        | 0        | 74         |
| Dan Marino            | 12/4/94         | BUFFALO                | 42        | 25        | 311        | 3        | 3        | 45t        |
| Jay Cutler            | 11/5/17         | Oakland                | 42        | 34        | 311        | 3        | 0        | 27         |
| Dan Marino            | 12/7/97         | DETROIT                | 39        | 24        | 310        | 2        | 1        | 27t        |
| Jay Fiedler           | 9/29/02         | at Kansas City         | 45        | 29        | 310        | 1        | 4        | 38         |
| Ryan Tannehill        | 11/24/13        | CAROLINA               | 42        | 28        | 310        | 1        | 1        | 57         |
| <b>Tua Tagovailoa</b> | <b>12/25/22</b> | <b>GREEN BAY</b>       | <b>25</b> | <b>16</b> | <b>310</b> | <b>1</b> | <b>3</b> | <b>84t</b> |
| <b>Tua Tagovailoa</b> | <b>9/24/23</b>  | <b>DENVER</b>          | <b>26</b> | <b>23</b> | <b>309</b> | <b>4</b> | <b>0</b> | <b>54t</b> |
| David Woodley         | 9/27/81         | at Baltimore           | 30        | 19        | 309        | 2        | 0        | 48         |
| <b>Tua Tagovailoa</b> | <b>10/8/23</b>  | <b>N.Y. GIANTS</b>     | <b>30</b> | <b>22</b> | <b>308</b> | <b>2</b> | <b>2</b> | <b>69t</b> |
| John Stofa            | 12/18/66        | HOUSTON                | 38        | 22        | 307        | 4        | 2        | 48t        |
| Dan Marino            | 12/1/91         | TAMPA BAY              | 32        | 20        | 307        | 2        | 0        | 51         |
| Chad Henne            | 11/28/10        | at Oakland             | 30        | 17        | 307        | 2        | 1        | 57t        |
| Ryan Tannehill        | 10/6/13         | BALTIMORE              | 40        | 21        | 307        | 1        | 0        | 49         |
| Ryan Tannehill        | 11/8/15         | at Buffalo             | 35        | 26        | 307        | 0        | 0        | 46         |
| Bob Griese            | 10/17/76        | KANSAS CITY            | 35        | 25        | 306        | 1        | 2        | 39         |
| Chad Henne            | 10/4/10         | NEW ENGLAND            | 38        | 28        | 305        | 2        | 3        | 28t        |
| Dan Marino            | 12/4/88         | INDIANAPOLIS           | 32        | 26        | 304        | 3        | 1        | 55         |
| Dan Marino            | 11/30/86        | ATLANTA                | 40        | 20        | 303        | 2        | 4        | 54t        |
| Dan Marino            | 10/25/87        | BUFFALO                | 36        | 24        | 303        | 4        | 0        | 25t        |
| A.J. Feeley           | 12/5/04         | BUFFALO                | 51        | 25        | 303        | 3        | 5        | 36         |
| Dan Marino            | 10/20/85        | TAMPA BAY              | 39        | 27        | 302        | 3        | 1        | 42         |
| <b>Tua Tagovailoa</b> | <b>11/6/22</b>  | <b>at Chicago</b>      | <b>30</b> | <b>21</b> | <b>302</b> | <b>3</b> | <b>0</b> | <b>39</b>  |
| Dan Marino            | 9/28/86         | SAN FRANCISCO          | 46        | 27        | 301        | 1        | 4        | 24         |
| Dan Marino            | 12/10/89        | NEW ENGLAND            | 32        | 21        | 300        | 0        | 1        | 36         |
| Ryan Tannehill        | 10/29/15        | at New England         | 44        | 28        | 300        | 0        | 2        | 29         |





## DOLPHINS OUTSTANDING PERFORMANCES

### GAMES OF 100+ RECEIVING YARDS

| PLAYER               | DATE            | OPPONENT                | NO.       | YDS.       | TD       | LG         |
|----------------------|-----------------|-------------------------|-----------|------------|----------|------------|
| Brian Hartline       | 9/30/12         | at Arizona              | 12        | 253        | 1        | 80t        |
| Chris Chambers       | 12/4/05         | BUFFALO                 | 15        | 238        | 1        | 57         |
| Mark Duper           | 11/10/85        | N.Y. JETS               | 8         | 217        | 2        | 60t        |
| <b>Tyreek Hill</b>   | <b>9/10/23</b>  | <b>at L.A. Chargers</b> | <b>11</b> | <b>215</b> | <b>2</b> | <b>47</b>  |
| Irving Fryar         | 9/4/94          | NEW ENGLAND             | 5         | 211        | 3        | 54t        |
| Nat Moore            | 10/4/81         | N.Y. JETS               | 7         | 210        | 2        | 52         |
| Mark Duper           | 10/9/83         | BUFFALO                 | 7         | 202        | 2        | 63         |
| <b>Tyreek Hill</b>   | <b>9/18/22</b>  | <b>at Baltimore</b>     | <b>11</b> | <b>190</b> | <b>2</b> | <b>60t</b> |
| <b>Tyreek Hill</b>   | <b>10/30/22</b> | <b>at Detroit</b>       | <b>12</b> | <b>188</b> | <b>0</b> | <b>42</b>  |
| <b>Tyreek Hill</b>   | <b>10/8/23</b>  | <b>N.Y. GIANTS</b>      | <b>8</b>  | <b>181</b> | <b>1</b> | <b>69t</b> |
| Duriel Harris        | 10/28/79        | GREEN BAY               | 10        | 180        | 1        | 37t        |
| Kenny Stills         | 11/19/17        | TAMPA BAY               | 7         | 180        | 1        | 61t        |
| Mark Duper           | 9/2/84          | at Washington           | 6         | 178        | 2        | 74t        |
| Mark Clayton         | 12/2/84         | L.A. RAIDERS            | 9         | 177        | 2        | 64t        |
| <b>Tyreek Hill</b>   | <b>10/16/22</b> | <b>MINNESOTA</b>        | <b>12</b> | <b>177</b> | <b>0</b> | <b>28</b>  |
| Ted Ginn, Jr.        | 10/26/08        | BUFFALO                 | 7         | 175        | 0        | 64         |
| Mark Clayton         | 9/21/86         | at N.Y. Jets            | 8         | 174        | 1        | 42         |
| Mark Duper           | 9/23/84         | INDIANAPOLIS            | 7         | 173        | 2        | 80t        |
| <b>Jaylen Waddle</b> | <b>9/18/22</b>  | <b>at Baltimore</b>     | <b>11</b> | <b>171</b> | <b>2</b> | <b>59</b>  |
| Mark Duper           | 12/20/87        | WASHINGTON              | 6         | 170        | 3        | 59t        |
| Tony Martin          | 10/10/99        | at Indianapolis         | 10        | 166        | 1        | 40         |
| Brandon Marshall     | 9/26/10         | N.Y. JETS               | 10        | 166        | 1        | 40         |
| Duriel Harris        | 10/25/81        | at Dallas               | 6         | 165        | 0        | 45         |
| Jarvis Landry        | 11/29/15        | at N.Y. Jets            | 13        | 165        | 1        | 40         |
| Jimmy Cefalo         | 10/25/81        | at Dallas               | 5         | 164        | 1        | 69t        |
| Mark Duper           | 9/30/84         | at St. Louis            | 8         | 164        | 0        | 51         |
| <b>Tyreek Hill</b>   | <b>10/15/23</b> | <b>CAROLINA</b>         | <b>6</b>  | <b>163</b> | <b>1</b> | <b>47</b>  |
| Bo Roberson          | 12/4/66         | at Denver               | 6         | 161        | 0        | 71         |
| Irving Fryar         | 9/25/94         | at Minnesota            | 6         | 160        | 0        | 43         |
| <b>Tyreek Hill</b>   | <b>9/29/22</b>  | <b>at Cincinnati</b>    | <b>10</b> | <b>160</b> | <b>0</b> | <b>64</b>  |
| DeVante Parker       | 12/1/19         | PHILADELPHIA            | 7         | 159        | 2        | 43t        |
| <b>Tyreek Hill</b>   | <b>9/24/23</b>  | <b>DENVER</b>           | <b>9</b>  | <b>157</b> | <b>1</b> | <b>54t</b> |
| <b>Tyreek Hill</b>   | <b>12/3/23</b>  | <b>at Washington</b>    | <b>5</b>  | <b>157</b> | <b>2</b> | <b>78t</b> |
| Paul Warfield        | 11/14/71        | PITTSBURGH              | 3         | 158        | 3        | 86t        |
| Mark Duper           | 11/4/84         | at N.Y. Jets            | 7         | 155        | 0        | 54         |
| Albert Wilson        | 10/14/18        | CHICAGO                 | 6         | 155        | 2        | 75t        |
| Mark Duper           | 9/21/86         | at N.Y. Jets            | 7         | 154        | 2        | 46t        |
| * O.J. McDuffie      | 12/30/95        | at Buffalo              | 11        | 154        | 1        | 31         |
| Mark Clayton         | 10/23/88        | N.Y. JETS               | 10        | 153        | 2        | 45t        |
| Oronde Gadsden       | 12/27/98        | at Atlanta              | 9         | 153        | 0        | 50         |
| Chris Chambers       | 12/28/03        | N.Y. JETS               | 9         | 153        | 1        | 24         |
| Mark Clayton         | 12/17/84        | DALLAS                  | 4         | 150        | 3        | 63t        |
| * Mark Duper         | 1/6/85          | PITTSBURGH              | 5         | 148        | 2        | 41t        |
| Terry Kirby          | 12/19/93        | Buffalo                 | 9         | 148        | 1        | 30t        |
| Paul Warfield        | 9/19/71         | at Denver               | 6         | 146        | 1        | 36         |
| Chris Chambers       | 1/2/05          | at Baltimore            | 4         | 146        | 1        | 76t        |
| <b>Tyreek Hill</b>   | <b>12/4/22</b>  | <b>at San Francisco</b> | <b>9</b>  | <b>146</b> | <b>1</b> | <b>45t</b> |
| <b>Tyreek Hill</b>   | <b>11/19/23</b> | <b>LAS VEGAS</b>        | <b>10</b> | <b>146</b> | <b>1</b> | <b>38t</b> |
| Duriel Harris        | 11/8/81         | at New England          | 8         | 145        | 0        | 55         |
| Mark Duper           | 12/14/86        | at L.A. Rams            | 5         | 145        | 3        | 69t        |
| Nat Moore            | 12/17/77        | BUFFALO                 | 5         | 144        | 1        | 67         |
| Mark Clayton         | 9/30/84         | at St. Louis            | 5         | 143        | 1        | 42         |
| Mark Clayton         | 9/7/86          | at San Diego            | 5         | 143        | 2        | 49t        |
| Brandon Marshall     | 12/24/11        | at New England          | 6         | 143        | 1        | 47         |
| <b>Tyreek Hill</b>   | <b>11/6/22</b>  | <b>at Chicago</b>       | <b>7</b>  | <b>143</b> | <b>1</b> | <b>39</b>  |
| <b>Jaylen Waddle</b> | <b>12/25/22</b> | <b>GREEN BAY</b>        | <b>5</b>  | <b>143</b> | <b>1</b> | <b>84t</b> |
| <b>Jaylen Waddle</b> | <b>12/17/23</b> | <b>N.Y. JETS</b>        | <b>8</b>  | <b>142</b> | <b>1</b> | <b>60t</b> |
| Otto Stowe           | 11/27/72        | ST. LOUIS               | 6         | 140        | 2        | 37t        |
| * Paul Warfield      | 12/25/71        | at Kansas City          | 7         | 140        | 0        | 42         |
| Paul Warfield        | 11/17/74        | BUFFALO                 | 4         | 139        | 1        | 54         |
| Fred Barnett         | 12/8/96         | N.Y. GIANTS             | 4         | 139        | 0        | 66         |
| Brandon Marshall     | 9/12/11         | New England             | 7         | 139        | 0        | 31         |
| Mark Clayton         | 9/1/91          | at Buffalo              | 6         | 138        | 2        | 43t        |
| Chris Chambers       | 12/15/02        | OAKLAND                 | 7         | 138        | 0        | 40         |
| Patrick Cobbs        | 10/12/08        | at Houston              | 3         | 138        | 2        | 80t        |
| O.J. McDuffie        | 10/27/97        | CHICAGO                 | 7         | 137        | 0        | 55         |
| DeVante Parker       | 12/29/19        | at New England          | 8         | 137        | 0        | 28         |
| <b>Jaylen Waddle</b> | <b>11/28/21</b> | <b>CAROLINA</b>         | <b>9</b>  | <b>137</b> | <b>1</b> | <b>57</b>  |
| Lamar Thomas         | 12/21/98        | DENVER                  | 6         | 136        | 3        | 56t        |
| O.J. McDuffie        | 9/7/97          | TENNESSEE               | 8         | 135        | 0        | 50         |
| Jarvis Landry        | 9/18/16         | at New England          | 10        | 135        | 0        | 33         |



## DOLPHINS OUTSTANDING PERFORMANCES

### GAMES OF 100+ RECEIVING YARDS

| PLAYER               | DATE            | OPPONENT           | NO.      | YDS.       | TD       | LG         |
|----------------------|-----------------|--------------------|----------|------------|----------|------------|
| Kenny Stills         | 12/9/18         | NEW ENGLAND        | 8        | 135        | 1        | 43         |
| DeVante Parker       | 11/17/19        | BUFFALO            | 7        | 135        | 0        | 50         |
| Mark Duper           | 10/30/83        | L.A. RAMS          | 7        | 134        | 1        | 46t        |
| Mark Duper           | 12/9/91         | CINCINNATI         | 7        | 134        | 1        | 43t        |
| DeVante Parker       | 10/25/18        | at Houston         | 6        | 134        | 0        | 46         |
| Paul Warfield        | 12/10/72        | at N.Y. Giants     | 4        | 132        | 1        | 44         |
| Mark Duper           | 10/23/88        | N.Y. JETS          | 6        | 132        | 0        | 56         |
| O.J. McDuffie        | 11/8/98         | INDIANAPOLIS       | 9        | 132        | 2        | 61t        |
| Mike Gesicki         | 9/20/20         | BUFFALO            | 8        | 130        | 1        | 27         |
| Mark Duper           | 10/15/89        | at Cincinnati      | 5        | 129        | 0        | 41         |
| Davone Bess          | 11/25/12        | Seattle            | 7        | 129        | 0        | 39         |
| <b>Jaylen Waddle</b> | <b>10/16/22</b> | <b>MINNESOTA</b>   | <b>6</b> | <b>129</b> | <b>0</b> | <b>49</b>  |
| Bo Roberson          | 9/18/66         | at Buffalo         | 5        | 128        | 1        | 54t        |
| Marlin Briscoe       | 11/12/72        | NEW ENGLAND        | 4        | 128        | 2        | 51t        |
| Mark Clayton         | 12/3/89         | at Kansas City     | 9        | 128        | 1        | 47         |
| Chris Chambers       | 10/24/04        | ST. LOUIS          | 3        | 128        | 1        | 71t        |
| Duriel Harris        | 10/9/77         | at Baltimore       | 4        | 127        | 0        | 47         |
| Nat Moore            | 9/30/79         | at N.Y. Jets       | 8        | 127        | 1        | 36         |
| Mark Clayton         | 12/9/84         | at Indianapolis    | 9        | 127        | 1        | 32         |
| Brandon Marshall     | 10/17/10        | at Green Bay       | 10       | 127        | 0        | 23         |
| Brian Hartline       | 12/1/13         | at N.Y. Jets       | 9        | 127        | 1        | 31t        |
| Mike Wallace         | 11/24/13        | CAROLINA           | 5        | 127        | 1        | 57         |
| Jack Clancy          | 12/3/67         | at Houston         | 7        | 126        | 1        | 44t        |
| * Paul Warfield      | 1/2/72          | BALTIMORE          | 2        | 125        | 1        | 75t        |
| Mark Clayton         | 11/12/89        | at N.Y. Jets       | 4        | 125        | 1        | 78t        |
| Mark Duper           | 10/7/90         | N.Y. JETS          | 5        | 125        | 2        | 69t        |
| Howard Twilley       | 11/3/68         | at San Diego       | 7        | 124        | 1        | 38         |
| Nat Moore            | 10/10/76        | at Baltimore       | 3        | 124        | 1        | 67t        |
| Chris Chambers       | 12/22/01        | at New England     | 7        | 124        | 0        | 44         |
| Mark Duper           | 9/13/87         | at New England     | 9        | 123        | 2        | 26         |
| Oronde Gadsden       | 10/10/99        | at Indianapolis    | 4        | 123        | 1        | 62         |
| Marty Booker         | 10/10/04        | at New England     | 7        | 123        | 0        | 45         |
| Davone Bess          | 9/30/12         | at Arizona         | 7        | 123        | 0        | 21         |
| Paul Warfield        | 10/10/70        | at N.Y. Jets       | 5        | 122        | 1        | 40         |
| Mark Clayton         | 11/3/85         | at New England     | 7        | 122        | 0        | 39         |
| Mark Clayton         | 10/29/89        | at Buffalo         | 7        | 122        | 1        | 44t        |
| Mel Baker            | 12/15/74        | NEW ENGLAND        | 4        | 121        | 2        | 46t        |
| Nat Moore            | 9/23/79         | CHICAGO            | 5        | 121        | 0        | 36         |
| Mark Duper           | 11/20/83        | BALTIMORE          | 5        | 121        | 1        | 85t        |
| O.J. McDuffie        | 10/20/96        | at Philadelphia    | 7        | 121        | 2        | 36         |
| Chris Chambers       | 12/11/05        | at San Diego       | 8        | 121        | 2        | 35t        |
| Chris Chambers       | 12/3/06         | JACKSONVILLE       | 8        | 121        | 0        | 46         |
| <b>Jaylen Waddle</b> | <b>10/29/23</b> | <b>NEW ENGLAND</b> | <b>7</b> | <b>121</b> | <b>1</b> | <b>31t</b> |
| Paul Warfield        | 10/3/70         | OAKLAND            | 3        | 120        | 2        | 54t        |
| Tony Nathan          | 9/29/85         | at Denver          | 10       | 120        | 0        | 73         |
| Tony Martin          | 9/10/00         | at Minnesota       | 6        | 120        | 0        | 44         |
| Rishard Matthews     | 11/11/13        | at Tampa Bay       | 11       | 120        | 2        | 19t        |
| Jarvis Landry        | 9/25/16         | Cleveland          | 7        | 120        | 1        | 42t        |
| Duriel Harris        | 11/18/79        | at Cleveland       | 4        | 119        | 0        | 51         |
| Fred Banks           | 12/10/89        | NEW ENGLAND        | 6        | 119        | 0        | 36         |
| Oronde Gadsden       | 10/23/00        | at N.Y. Jets       | 7        | 119        | 0        | 29         |
| DeVante Parker       | 11/29/20        | at N.Y. Jets       | 8        | 119        | 0        | 25         |
| Tony Nathan          | 9/28/80         | NEW ORLEANS        | 7        | 118        | 0        | 22         |
| Mark Duper           | 10/16/88        | SAN DIEGO          | 7        | 118        | 1        | 51         |
| Fred Banks           | 12/12/88        | CLEVELAND          | 6        | 118        | 0        | 46         |
| * O.J. McDuffie      | 1/9/99          | at Denver          | 9        | 118        | 0        | 23         |
| Tony Martin          | 10/17/99        | at New England     | 7        | 118        | 1        | 69t        |
| Chris Chambers       | 9/7/03          | HOUSTON            | 7        | 118        | 2        | 57t        |
| Duriel Harris        | 9/9/79          | SEATTLE            | 5        | 117        | 0        | 51         |
| * Mark Duper         | 12/31/83        | SEATTLE            | 9        | 117        | 1        | 32t        |
| Ferrell Edmunds      | 11/27/88        | at N.Y. Jets       | 2        | 117        | 1        | 80t        |
| Mark Ingram          | 11/27/94        | at N.Y. Jets       | 9        | 117        | 4        | 28t        |
| Davone Bess          | 12/6/09         | NEW ENGLAND        | 10       | 117        | 1        | 19         |
| Duriel Harris        | 11/12/76        | BALTIMORE          | 5        | 116        | 0        | 44         |
| Duriel Harris        | 11/25/79        | at Baltimore       | 7        | 116        | 2        | 31t        |
| Mark Clayton         | 11/27/88        | at N.Y. Jets       | 7        | 116        | 2        | 31t        |
| Oronde Gadsden       | 11/25/01        | at Buffalo         | 8        | 116        | 0        | 42         |
| DeVante Parker       | 1/3/21          | at Buffalo         | 7        | 116        | 0        | 31         |
| Mark Duper           | 11/30/86        | ATLANTA            | 4        | 115        | 1        | 54t        |
| Marty Booker         | 11/23/06        | at Detroit         | 7        | 115        | 2        | 48         |
| Mike Wallace         | 9/15/13         | at Indianapolis    | 9        | 115        | 1        | 34         |



## DOLPHINS OUTSTANDING PERFORMANCES

### GAMES OF 100+ RECEIVING YARDS

| PLAYER               | DATE            | OPPONENT            | NO.      | YDS.       | TD       | LG         |
|----------------------|-----------------|---------------------|----------|------------|----------|------------|
| Rishard Matthews     | 9/20/15         | at Jacksonville     | 6        | 115        | 0        | 48         |
| Mike Gesicki         | 10/17/21        | at Jacksonville     | 8        | 115        | 0        | 32         |
| Jack Clancy          | 11/19/67        | at Oakland          | 8        | 114        | 0        | 39         |
| Nat Moore            | 9/25/77         | at San Francisco    | 3        | 114        | 2        | 73t        |
| Duriel Harris        | 11/30/81        | PHILADELPHIA        | 9        | 114        | 1        | 39         |
| * Tony Nathan        | 1/2/82          | SAN DIEGO           | 9        | 114        | 1        | 32         |
| Freddie Solomon      | 12/5/76         | BUFFALO             | 5        | 114        | 1        | 53t        |
| * Tony Nathan        | 1/6/85          | PITTSBURGH          | 8        | 114        | 0        | 30         |
| Oronde Gadsden       | 1/2/00          | at Washington       | 9        | 114        | 1        | 26         |
| Brian Hartline       | 9/8/13          | at Cleveland        | 9        | 114        | 1        | 34t        |
| Charles Clay         | 12/21/14        | MINNESOTA           | 6        | 114        | 0        | 41         |
| <b>Jaylen Waddle</b> | <b>12/17/22</b> | <b>at Buffalo</b>   | <b>3</b> | <b>114</b> | <b>1</b> | <b>67t</b> |
| <b>Jaylen Waddle</b> | <b>11/24/23</b> | <b>at N.Y. Jets</b> | <b>8</b> | <b>114</b> | <b>0</b> | <b>32</b>  |
| Joe Auer             | 9/17/67         | DENVER              | 2        | 113        | 1        | 68t        |
| Marlin Briscoe       | 9/15/74         | at New England      | 9        | 113        | 1        | 20         |
| Nat Moore            | 11/2/75         | at Chicago          | 4        | 113        | 1        | 79t        |
| Mark Duper           | 9/24/89         | N.Y. JETS           | 6        | 113        | 0        | 26         |
| * Mark Duper         | 1/12/91         | at Buffalo          | 3        | 113        | 1        | 64t        |
| Irving Fryar         | 11/20/94        | at Pittsburgh       | 6        | 113        | 0        | 45         |
| Irving Fryar         | 9/10/95         | at New England      | 3        | 113        | 2        | 67t        |
| Chris Chambers       | 11/11/01        | at Indianapolis     | 3        | 113        | 2        | 74t        |
| Rishard Matthews     | 9/27/15         | BUFFALO             | 6        | 113        | 2        | 46t        |
| Irving Fryar         | 11/13/94        | CHICAGO             | 9        | 112        | 0        | 21         |
| <b>Tyreek Hill</b>   | <b>10/29/23</b> | <b>NEW ENGLAND</b>  | <b>8</b> | <b>112</b> | <b>1</b> | <b>42t</b> |
| James McKnight       | 11/24/02        | SAN DIEGO           | 3        | 111        | 1        | 77         |
| Davone Bess          | 11/28/10        | at Oakland          | 6        | 111        | 0        | 29         |
| Greg Camarillo       | 11/2/08         | at Denver           | 11       | 111        | 0        | 23         |
| Brian Hartline       | 9/16/12         | Oakland             | 9        | 111        | 0        | 21         |
| Jarvis Landry        | 12/27/15        | Indianapolis        | 7        | 111        | 0        | 26         |
| DeVante Parker       | 12/22/19        | CINCINNATI          | 5        | 111        | 1        | 51         |
| Frank Jackson        | 12/18/66        | HOUSTON             | 4        | 110        | 1        | 48t        |
| Mark Clayton         | 10/7/84         | at Pittsburgh       | 5        | 110        | 0        | 33         |
| Mark Duper           | 11/2/86         | HOUSTON             | 2        | 110        | 1        | 85t        |
| Jim Jensen           | 11/6/88         | at New England      | 12       | 110        | 0        | 17         |
| Scott Schwedes       | 12/18/88        | at Pittsburgh       | 4        | 110        | 0        | 42         |
| Tony Martin          | 10/4/93         | Washington          | 4        | 110        | 1        | 80t        |
| Irving Fryar         | 12/4/94         | BUFFALO             | 5        | 110        | 2        | 45t        |
| Irving Fryar         | 9/3/95          | N.Y. JETS           | 5        | 110        | 2        | 50t        |
| O.J. McDuffie        | 11/23/97        | at New England      | 9        | 110        | 0        | 27         |
| Marty Booker         | 10/22/06        | GREEN BAY           | 7        | 110        | 1        | 40         |
| Greg Camarillo       | 12/13/09        | at Jacksonville     | 7        | 110        | 0        | 24         |
| Jarvis Landry        | 9/20/15         | at Jacksonville     | 8        | 110        | 0        | 36         |
| DeVante Parker       | 10/4/20         | SEATTLE             | 10       | 110        | 0        | 21         |
| Jim Kiick            | 10/26/69        | BUFFALO             | 3        | 109        | 1        | 53t        |
| Duriel Harris        | 9/11/83         | NEW ENGLAND         | 4        | 109        | 1        | 64t        |
| Nat Moore            | 9/29/85         | at Denver           | 5        | 109        | 1        | 69t        |
| Mark Clayton         | 10/19/86        | L.A. RAIDERS        | 4        | 109        | 1        | 68t        |
| Mark Duper           | 11/16/86        | at Buffalo          | 7        | 109        | 1        | 27t        |
| * Keith Jackson      | 1/8/95          | at San Diego        | 8        | 109        | 2        | 31         |
| Tony Martin          | 12/5/99         | INDIANAPOLIS        | 6        | 109        | 1        | 33t        |
| Chris Chambers       | 9/16/07         | DALLAS              | 9        | 109        | 0        | 24         |
| Greg Camarillo       | 12/16/07        | BALTIMORE           | 3        | 109        | 1        | 64t        |
| Brandon Marshall     | 10/17/11        | at N.Y. Jets        | 6        | 109        | 0        | 46         |
| Charles Clay         | 9/15/13         | at Indianapolis     | 5        | 109        | 0        | 67         |
| Paul Warfield        | 10/31/71        | at L.A. Rams        | 3        | 108        | 1        | 74t        |
| Mark Clayton         | 12/12/88        | CLEVELAND           | 8        | 108        | 2        | 21         |
| O.J. McDuffie        | 11/6/94         | INDIANAPOLIS        | 7        | 108        | 1        | 28t        |
| Ted Ginn, Jr.        | 9/21/09         | INDIANAPOLIS        | 11       | 108        | 0        | 21         |
| Jarvis Landry        | 12/17/16        | at N.Y. Jets        | 3        | 108        | 1        | 66t        |
| Mark Duper           | 12/2/85         | CHICAGO             | 5        | 107        | 0        | 52         |
| Scott Schwedes       | 11/12/89        | at N.Y. Jets        | 3        | 107        | 1        | 65t        |
| Terry Kirby          | 12/13/93        | Pittsburgh          | 7        | 107        | 0        | 47         |
| Anthony Fasano       | 11/14/10        | TENNESSEE           | 5        | 107        | 1        | 31         |
| Brian Hartline       | 11/4/12         | at Indianapolis     | 8        | 107        | 0        | 35         |
| Jakeem Grant Sr.     | 12/24/17        | at Kansas City      | 4        | 107        | 1        | 65t        |
| Larry Seiple         | 11/16/69        | at Buffalo          | 8        | 106        | 0        | 25         |
| Nat Moore            | 10/17/76        | KANSAS CITY         | 5        | 106        | 0        | 39         |
| * Duriel Harris      | 1/2/82          | SAN DIEGO           | 6        | 106        | 0        | 34         |
| Mark Clayton         | 10/28/84        | BUFFALO             | 3        | 106        | 2        | 65t        |
| Mark Clayton         | 9/15/85         | INDIANAPOLIS        | 8        | 106        | 1        | 26         |
| Tony Martin          | 12/1/91         | TAMPA BAY           | 5        | 106        | 1        | 51         |



## DOLPHINS OUTSTANDING PERFORMANCES

### GAMES OF 100+ RECEIVING YARDS

| PLAYER               | DATE            | OPPONENT            | NO.      | YDS.       | TD       | LG         |
|----------------------|-----------------|---------------------|----------|------------|----------|------------|
| Mark Duper           | 12/15/91        | at San Diego        | 8        | 106        | 0        | 39         |
| O.J. McDuffie        | 11/10/96        | INDIANAPOLIS        | 6        | 106        | 1        | 36         |
| Charles Jordan       | 11/30/97        | at Oakland          | 5        | 106        | 2        | 44t        |
| Brandon Marshall     | 12/19/10        | BUFFALO             | 11       | 106        | 1        | 16         |
| Brandon Marshall     | 11/6/11         | at Kansas City      | 8        | 106        | 1        | 30         |
| DeVante Parker       | 1/3/16          | NEW ENGLAND         | 5        | 106        | 1        | 46         |
| DeVante Parker       | 9/18/16         | at New England      | 8        | 106        | 0        | 28         |
| Kenny Stills         | 9/9/18          | TENNESSEE           | 4        | 106        | 2        | 75t        |
| <b>Jaylen Waddle</b> | <b>10/30/22</b> | <b>at Detroit</b>   | <b>8</b> | <b>106</b> | <b>2</b> | <b>29t</b> |
| Preston Williams     | 10/11/20        | at San Francisco    | 4        | 106        | 1        | 47         |
| Nat Moore            | 11/4/84         | at N.Y. Jets        | 5        | 105        | 1        | 37t        |
| Andre Brown          | 10/29/89        | at Buffalo          | 5        | 105        | 1        | 44t        |
| O.J. McDuffie        | 12/13/98        | N.Y. JETS           | 11       | 105        | 1        | 20         |
| Mike Wallace         | 10/6/13         | BALTIMORE           | 7        | 105        | 0        | 49         |
| Mike Wallace         | 12/15/13        | NEW ENGLAND         | 6        | 105        | 1        | 39         |
| Joe Auer             | 11/27/66        | NEW ENGLAND         | 5        | 104        | 1        | 22         |
| Karl Noonan          | 9/14/68         | HOUSTON             | 7        | 104        | 1        | 44         |
| Paul Warfield        | 10/3/71         | N.Y. JETS           | 4        | 104        | 0        | -          |
| Paul Warfield        | 9/15/74         | at New England      | 5        | 104        | 0        | 39         |
| Howard Twilley       | 10/17/76        | KANSAS CITY         | 8        | 104        | 1        | 20         |
| Mark Clayton         | 12/13/87        | at Philadelphia     | 7        | 104        | 2        | 21         |
| Tony Martin          | 10/13/91        | at Kansas City      | 4        | 104        | 0        | 54         |
| Chris Chambers       | 11/7/04         | ARIZONA             | 7        | 104        | 0        | 30         |
| Marty Booker         | 9/11/05         | DENVER              | 5        | 104        | 1        | 60t        |
| Mike Wallace         | 12/14/14        | at New England      | 5        | 104        | 1        | 50         |
| Paul Warfield        | 12/15/73        | DETROIT             | 6        | 103        | 4        | 29         |
| Irving Fryar         | 9/26/93         | at Buffalo          | 7        | 103        | 1        | 36t        |
| Mark Ingram          | 10/31/93        | Kansas city         | 4        | 103        | 1        | 77t        |
| Irving Fryar         | 11/7/93         | at N. Y. Jets       | 6        | 103        | 1        | 65t        |
| Irving Fryar         | 11/27/94        | at N.Y. Jets        | 5        | 103        | 0        | 25         |
| Oronde Gadsden       | 12/5/99         | INDIANAPOLIS        | 6        | 103        | 1        | 24t        |
| Chris Chambers       | 11/21/04        | at Seattle          | 9        | 103        | 1        | 28         |
| Marty Booker         | 12/10/06        | NEW ENGLAND         | 8        | 103        | 1        | 32t        |
| Brandon Marshall     | 11/24/11        | at Dallas           | 5        | 103        | 1        | 39         |
| DeVante Parker       | 11/13/16        | at San Diego        | 5        | 103        | 0        | 56         |
| Jarvis Landry        | 12/11/16        | ARIZONA             | 4        | 103        | 0        | 71         |
| <b>Tyreek Hill</b>   | <b>12/25/22</b> | <b>GREEN BAY</b>    | <b>4</b> | <b>103</b> | <b>0</b> | <b>52</b>  |
| Jack Clancy          | 10/8/67         | KANSAS CITY         | 6        | 102        | 0        | 28         |
| Larry Seiple         | 11/2/69         | at N.Y. Jets        | 7        | 102        | 2        | 29t        |
| Nat Moore            | 11/9/75         | N.Y. JETS           | 4        | 102        | 0        | 63         |
| Nat Moore            | 12/15/79        | N.Y. JETS           | 5        | 102        | 0        | 34         |
| Tony Nathan          | 11/20/80        | SAN DIEGO           | 7        | 102        | 1        | 20         |
| Mark Duper           | 9/28/86         | SAN FRANCISCO       | 7        | 102        | 0        | 24         |
| Mark Duper           | 10/5/86         | at New England      | 4        | 102        | 0        | 45         |
| Mark Clayton         | 12/10/89        | NEW ENGLAND         | 6        | 102        | 0        | 34         |
| Mark Clayton         | 12/24/89        | KANSAS CITY         | 6        | 102        | 1        | 35         |
| O.J. McDuffie        | 11/29/98        | NEW ORLEANS         | 9        | 102        | 3        | 22t        |
| Tony Martin          | 12/27/99        | N.Y. JETS           | 6        | 102        | 1        | 32t        |
| Oronde Gadsden       | 11/4/01         | CAROLINA            | 5        | 102        | 0        | 61         |
| Chris Chambers       | 9/29/02         | at Kansas City      | 6        | 102        | 0        | 38         |
| Randy McMichael      | 10/19/03        | NEW ENGLAND         | 8        | 102        | 0        | 22         |
| Marty Booker         | 11/13/05        | NEW ENGLAND         | 5        | 102        | 0        | 35         |
| Brandon Marshall     | 12/26/10        | DETROIT             | 10       | 102        | 0        | 14         |
| * Jarvis Landry      | 1/8/17          | at Pittsburgh       | 11       | 102        | 0        | 17         |
| <b>Jaylen Waddle</b> | <b>9/25/22</b>  | <b>BUFFALO</b>      | <b>4</b> | <b>102</b> | <b>0</b> | <b>45</b>  |
| <b>Tyreek Hill</b>   | <b>11/24/23</b> | <b>at N.Y. Jets</b> | <b>9</b> | <b>102</b> | <b>1</b> | <b>35</b>  |
| Jim Mandich          | 9/29/74         | at San Diego        | 4        | 101        | 0        | 44         |
| * Tony Nathan        | 1/4/86          | CLEVELAND           | 10       | 101        | 0        | 39         |
| Tony Nathan          | 9/28/86         | SAN FRANCISCO       | 10       | 101        | 0        | 18         |
| Mark Duper           | 10/19/86        | L.A. RAIDERS        | 5        | 101        | 0        | 44         |
| Tony Martin          | 9/13/99         | at Denver           | 4        | 101        | 0        | 40         |
| Chris Chambers       | 11/25/01        | at Buffalo          | 5        | 101        | 2        | 32t        |
| Chris Chambers       | 11/27/05        | at Oakland          | 6        | 101        | 0        | 24         |
| Chris Chambers       | 9/23/07         | at N.Y. Jets        | 6        | 101        | 0        | 26         |
| Mark Duper           | 11/1/87         | PITTSBURGH          | 5        | 100        | 1        | 50t        |
| Mark Clayton         | 9/29/91         | at N.Y. Jets        | 7        | 100        | 1        | 25         |
| Mark Duper           | 11/16/92        | BUFFALO             | 5        | 100        | 0        | 55         |
| Keith Jackson        | 9/18/94         | N.Y. JETS           | 6        | 100        | 0        | 35         |
| Charles Jordan       | 9/14/97         | at Green Bay        | 4        | 100        | 1        | 44         |
| Kenny Stills         | 10/23/16        | BUFFALO             | 5        | 100        | 1        | 66t        |



## DOLPHINS OUTSTANDING PERFORMANCES

### GAMES OF 100+ RUSHING YARDS

| PLAYER                | DATE            | OPPONENT              | ATT.      | YDS.       | TD       | LG         |
|-----------------------|-----------------|-----------------------|-----------|------------|----------|------------|
| Ricky Williams        | 12/1/02         | at Buffalo            | 27        | 228        | 2        | 55t        |
| Ricky Williams        | 12/9/02         | CHICAGO               | 31        | 216        | 2        | 63t        |
| Jay Ajayi             | 10/23/16        | BUFFALO               | 28        | 214        | 1        | 53         |
| * Lamar Smith         | 12/30/00        | INDIANAPOLIS          | 40        | 209        | 2        | 24         |
| Jay Ajayi             | 12/24/16        | at Buffalo            | 32        | 206        | 1        | 57         |
| Jay Ajayi             | 10/16/16        | PITTSBURGH            | 25        | 204        | 2        | 62t        |
| <b>De'Von Achane</b>  | <b>9/24/23</b>  | <b>DENVER</b>         | <b>18</b> | <b>203</b> | <b>2</b> | <b>67t</b> |
| Reggie Bush           | 12/18/11        | at Buffalo            | 25        | 203        | 1        | 76t        |
| + Mercury Morris      | 9/30/73         | NEW ENGLAND           | 15        | 197        | 3        | 70t        |
| Ricky Williams        | 12/29/02        | at New England        | 31        | 185        | 2        | 30         |
| Lamar Miller          | 12/28/14        | N.Y. JETS             | 19        | 178        | 1        | 97t        |
| Lamar Miller          | 10/25/15        | HOUSTON               | 14        | 175        | 1        | 85t        |
| Gary Davis            | 12/17/77        | BUFFALO               | 26        | 172        | 1        | 60t        |
| Ricky Williams        | 12/24/05        | TENNESSEE             | 26        | 172        | 1        | 35         |
| Reggie Bush           | 9/16/12         | Oakland               | 26        | 172        | 2        | 65t        |
| Troy Stradford        | 11/22/87        | at Dallas             | 17        | 169        | 1        | 51         |
| Sammie Smith          | 9/9/90          | at New England        | 23        | 159        | 1        | 27         |
| Lamar Smith           | 1/6/02          | BUFFALO               | 30        | 158        | 1        | 25         |
| Ronnie Brown          | 11/5/06         | at Chicago            | 29        | 157        | 0        | 27         |
| Lamar Smith           | 10/23/00        | at N.Y. Jets          | 23        | 155        | 2        | 68t        |
| Ricky Williams        | 9/21/03         | BUFFALO               | 42        | 153        | 1        | 21         |
| Karim Abdul-Jabbar    | 12/22/96        | at N.Y. Jets          | 30        | 152        | 1        | 17t        |
| Abner Haynes          | 9/17/67         | DENVER                | 12        | 151        | 2        | 65t        |
| Delvin Williams       | 11/9/80         | at Los Angeles        | 12        | 151        | 0        | 65         |
| Ricky Williams        | 9/22/02         | N.Y. JETS             | 24        | 151        | 1        | 53t        |
| <b>De'Von Achane</b>  | <b>10/8/23</b>  | <b>N.Y. GIANTS</b>    | <b>11</b> | <b>151</b> | <b>1</b> | <b>76t</b> |
| Bernie Parmalee       | 10/16/94        | L.A. RAIDERS          | 30        | 150        | 0        | 26         |
| Lorenzo Hampton       | 11/24/86        | N.Y. JETS             | 19        | 148        | 2        | 54t        |
| Mark Higgs            | 9/1/91          | at Buffalo            | 30        | 146        | 1        | 20         |
| ** Larry Csonka       | 1/13/74         | vs. Minnesota         | 33        | 145        | 2        | 14t        |
| Lamar Smith           | 9/3/00          | SEATTLE               | 27        | 145        | 1        | 36         |
| Mercury Morris        | 11/11/73        | BALTIMORE             | 12        | 144        | 2        | 53t        |
| Delvin Williams       | 11/12/78        | at Buffalo            | 26        | 144        | 2        | 26t        |
| Lamar Smith           | 10/7/01         | NEW ENGLAND           | 29        | 144        | 1        | 17         |
| Ricky Williams        | 11/24/02        | SAN DIEGO             | 29        | 143        | 2        | 19         |
| Leroy Harris          | 12/5/77         | BALTIMORE             | 17        | 140        | 1        | 77t        |
| Benny Malone          | 10/9/77         | at Baltimore          | 12        | 139        | 2        | 62t        |
| Larry Csonka          | 10/24/71        | at N.Y. Jets          | 20        | 137        | 2        | 21t        |
| Ronnie Brown          | 9/21/09         | INDIANAPOLIS          | 24        | 136        | 2        | 19         |
| <b>Raheem Mostert</b> | <b>12/17/22</b> | <b>at Buffalo</b>     | <b>17</b> | <b>136</b> | <b>0</b> | <b>67</b>  |
| Delvin Williams       | 9/17/78         | BUFFALO               | 24        | 135        | 1        | 18t        |
| Ronnie Brown          | 9/30/07         | OAKLAND               | 15        | 134        | 1        | 60         |
| Knowshon Moreno       | 9/7/14          | NEW ENGLAND           | 24        | 134        | 1        | 15         |
| Ricky Williams        | 9/15/02         | at Indianapolis       | 24        | 132        | 0        | 19         |
| Ronnie Brown          | 9/25/05         | CAROLINA              | 23        | 132        | 1        | 58         |
| Mark Higgs            | 12/1/91         | TAMPA BAY             | 25        | 131        | 1        | 19t        |
| Jay Ajayi             | 10/15/17        | at Atlanta            | 26        | 130        | 0        | 18         |
| Andra Franklin        | 12/5/82         | MINNESOTA             | 28        | 129        | 1        | 12t        |
| Bernie Parmalee       | 12/12/94        | KANSAS CITY           | 19        | 127        | 1        | 47t        |
| Karim Abdul-Jabbar    | 11/15/98        | at Carolina           | 25        | 127        | 1        | 30         |
| Ronnie Brown          | 10/15/06        | at N.Y. Jets          | 22        | 127        | 1        | 26         |
| Mercury Morris        | 10/5/75         | at Green Bay          | 31        | 125        | 0        | 11         |
| Lamar Smith           | 11/5/00         | at Detroit            | 24        | 125        | 2        | 46t        |
| Ricky Williams        | 9/14/03         | at N.Y. Jets          | 34        | 125        | 1        | 22         |
| Ronnie Brown          | 10/5/08         | SAN DIEGO             | 24        | 125        | 1        | 13         |
| Mercury Morris        | 10/26/75        | at Buffalo            | 20        | 124        | 0        | 35         |
| Karim Abdul-Jabbar    | 9/15/96         | N.Y. JETS             | 23        | 124        | 2        | 29         |
| Jesse Chatman         | 11/11/07        | BUFFALO               | 27        | 124        | 0        | 23         |
| Larry Csonka          | 12/2/74         | CINCINNATI            | 24        | 123        | 0        | 24         |
| Sammie Smith          | 11/5/89         | Indianapolis          | 25        | 123        | 0        | 25         |
| Bernie Parmalee       | 10/30/94        | at New England        | 25        | 123        | 0        | 17         |
| Sammy Morris          | 12/10/06        | NEW ENGLAND           | 25        | 123        | 1        | 44         |
| Kalen Ballage         | 12/16/18        | at Minnesota          | 12        | 123        | 1        | 75t        |
| Jay Ajayi             | 9/17/17         | at L.A. Chargers      | 28        | 122        | 0        | 20         |
| <b>Salvon Ahmed</b>   | <b>12/20/20</b> | <b>NEW ENGLAND</b>    | <b>22</b> | <b>122</b> | <b>1</b> | <b>31</b>  |
| Larry Csonka          | 11/9/69         | at Boston             | 16        | 121        | 1        | 54t        |
| Jim Kiick             | 10/24/71        | at N.Y. Jets          | 17        | 121        | 0        | 24         |
| <b>Raheem Mostert</b> | <b>9/17/23</b>  | <b>at New England</b> | <b>18</b> | <b>121</b> | <b>2</b> | <b>43t</b> |
| Don Nottingham        | 9/28/75         | at New England        | 16        | 120        | 1        | 40t        |
| Troy Stradford        | 12/7/87         | N.Y. JETS             | 30        | 120        | 3        | 21         |
| Bernie Parmalee       | 10/22/95        | at N.Y. Jets          | 24        | 120        | 0        | 25         |



## DOLPHINS OUTSTANDING PERFORMANCES

### GAMES OF 100+ RUSHING YARDS

| PLAYER                 | DATE            | OPPONENT             | ATT.      | YDS.       | TD       | LG        |
|------------------------|-----------------|----------------------|-----------|------------|----------|-----------|
| Kenyan Drake           | 12/3/17         | DENVER               | 23        | 120        | 1        | 42t       |
| Benny Malone           | 10/31/76        | NEW ENGLAND          | 21        | 119        | 0        | 17        |
| Delvin Williams        | 9/3/78          | at N.Y. Jets         | 11        | 119        | 1        | 58t       |
| Tony Nathan            | 12/6/81         | NEW ENGLAND          | 17        | 119        | 0        | 24        |
| Ricky Williams         | 11/19/09        | at Carolina          | 22        | 119        | 2        | 46t       |
| <b>Jeff Wilson Jr.</b> | <b>11/13/22</b> | <b>vs. Cleveland</b> | <b>17</b> | <b>119</b> | <b>1</b> | <b>20</b> |
| Larry Csonka           | 9/17/72         | at Kansas City       | 21        | 118        | 1        | 17t       |
| Benny Malone           | 10/24/76        | at Tampa Bay         | 22        | 118        | 1        | 28        |
| * Larry Csonka         | 12/30/73        | OAKLAND              | 29        | 117        | 3        | 15        |
| Duke Johnson           | 1/9/22          | NEW ENGLAND          | 25        | 117        | 1        | 27        |
| <b>Raheem Mostert</b>  | <b>10/15/23</b> | <b>CAROLINA</b>      | <b>17</b> | <b>115</b> | <b>2</b> | <b>49</b> |
| Mercury Morris         | 11/7/71         | BUFFALO              | 13        | 116        | 1        | 45        |
| Delvin Williams        | 10/22/78        | at New England       | 19        | 116        | 1        | 24        |
| Larry Csonka           | 12/6/70         | NEW ENGLAND          | 21        | 115        | 1        | 30        |
| Karim Abdul-Jabbar     | 9/1/96          | NEW ENGLAND          | 26        | 115        | 1        | 14        |
| Ronnie Brown           | 12/31/06        | at Indianapolis      | 21        | 115        | 0        | 47        |
| Ronnie Brown           | 10/4/09         | BUFFALO              | 20        | 115        | 2        | 38        |
| Ricky Williams         | 11/29/09        | at Buffalo           | 27        | 115        | 1        | 11        |
| Larry Csonka           | 11/27/72        | ST. LOUIS            | 16        | 114        | 0        | 20        |
| Larry Csonka           | 10/15/73        | at Cleveland         | 21        | 114        | 2        | 13        |
| * Larry Csonka         | 12/21/74        | at Oakland           | 24        | 114        | 0        | 26        |
| Mercury Morris         | 10/19/75        | at N.Y. Jets         | 16        | 114        | 1        | 49        |
| Mark Higgs             | 10/24/93        | Indianapolis         | 17        | 114        | 0        | 31        |
| Ronnie Brown           | 10/7/07         | at Houston           | 23        | 114        | 1        | 22        |
| Kenyan Drake           | 12/11/71        | NEW ENGLAND          | 25        | 114        | 0        | 31        |
| Mercury Morris         | 12/3/72         | at New England       | 15        | 113        | 0        | 20        |
| Ronnie Brown           | 9/21/08         | at New England       | 17        | 113        | 4        | 62t       |
| Reggie Bush            | 12/24/11        | at New England       | 22        | 113        | 0        | 12        |
| Lamar Miller           | 10/18/15        | at Tennessee         | 19        | 113        | 1        | 22        |
| Lamar Miller           | 12/6/15         | BALTIMORE            | 20        | 113        | 0        | 22        |
| <b>Raheem Mostert</b>  | <b>10/9/22</b>  | <b>at N.Y. Jets</b>  | <b>18</b> | <b>113</b> | <b>1</b> | <b>24</b> |
| ** Larry Csonka        | 1/14/73         | vs. Washington       | 15        | 112        | 0        | 22        |
| * Andra Franklin       | 1/8/83          | NEW ENGLAND          | 26        | 112        | 1        | 13        |
| Ronnie Brown           | 9/23/07         | at N.Y. Jets         | 23        | 112        | 2        | 13        |
| Jim Kiick              | 11/10/68        | at Buffalo           | 23        | 111        | 1        | 25t       |
| Benny Malone           | 10/3/76         | L.A. RAMS            | 19        | 111        | 1        | 20        |
| Mark Higgs             | 9/8/91          | INDIANAPOLIS         | 27        | 111        | 0        | 24        |
| Mark Higgs             | 9/20/92         | L.A. RAMS            | 23        | 111        | 0        | 12        |
| Ricky Williams         | 9/8/02          | DETROIT              | 20        | 111        | 2        | 37        |
| Ricky Williams         | 12/21/03        | at Buffalo           | 29        | 111        | 0        | 22        |
| Jay Ajayi              | 11/6/16         | N.Y. JETS            | 24        | 111        | 1        | 20t       |
| Troy Stradford         | 11/1/87         | PITTSBURGH           | 19        | 110        | 1        | 13        |
| Ronnie Brown           | 12/25/06        | N.Y. JETS            | 18        | 110        | 0        | 17        |
| Lorenzo Hampton        | 12/22/86        | NEW ENGLAND          | 13        | 109        | 0        | 20        |
| Larry Csonka           | 11/30/70        | at Atlanta           | 19        | 108        | 1        | 18        |
| Jim Kiick              | 9/26/71         | at Buffalo           | 20        | 108        | 0        | 16        |
| Benny Malone           | 11/3/74         | ATLANTA              | 24        | 108        | 1        | 13        |
| Leroy Harris           | 11/20/77        | at Cincinnati        | 20        | 108        | 0        | 16        |
| Sammie Smith           | 12/30/90        | INDIANAPOLIS         | 29        | 108        | 1        | 13        |
| Mark Higgs             | 11/21/93        | New England          | 19        | 108        | 0        | 29        |
| Karim Abdul-Jabbar     | 10/19/97        | at Baltimore         | 22        | 108        | 3        | 15        |
| Karim Abdul-Jabbar     | 9/6/98          | at Indianapolis      | 23        | 108        | 1        | 16        |
| Karim Abdul-Jabbar     | 9/20/98         | PITTSBURGH           | 33        | 108        | 1        | 18        |
| Ricky Williams         | 1/1/06          | at New England       | 28        | 108        | 1        | 09        |
| Ricky Williams         | 12/13/09        | at Jacksonville      | 28        | 108        | 1        | 12        |
| Lamar Miller           | 9/21/14         | KANSAS CITY          | 15        | 108        | 0        | 24        |
| Larry Csonka           | 10/22/72        | BUFFALO              | 18        | 107        | 1        | 21        |
| Mercury Morris         | 11/19/72        | N.Y. JETS            | 23        | 107        | 2        | 20t       |
| Larry Csonka           | 11/4/73         | at N.Y. Jets         | 19        | 107        | 0        | 16        |
| Norm Bulaich           | 9/13/76         | at Buffalo           | 19        | 107        | 0        | 26        |
| Delvin Williams        | 10/9/78         | CINCINNATI           | 24        | 107        | 0        | 19        |
| Andra Franklin         | 12/12/82        | at New England       | 23        | 107        | 0        | 15        |
| Mark Higgs             | 11/8/92         | at Indianapolis      | 20        | 107        | 1        | 22        |
| Lamar Smith            | 12/10/01        | INDIANAPOLIS         | 28        | 107        | 0        | 17        |
| Ricky Williams         | 11/23/03        | WASHINGTON           | 23        | 107        | 2        | 24t       |
| Ricky Williams         | 12/15/03        | PHILADELPHIA         | 18        | 107        | 1        | 45        |
| Daniel Thomas          | 9/18/11         | Houston              | 18        | 107        | 0        | 14        |
| Duke Johnson           | 12/19/21        | N.Y. Jets            | 22        | 107        | 2        | 12        |
| <b>De'Von Achane</b>   | <b>12/31/23</b> | <b>at Baltimore</b>  | <b>14</b> | <b>107</b> | <b>0</b> | <b>45</b> |
| Jim Kiick              | 11/2/69         | at N.Y. Jets         | 15        | 106        | 0        | 27        |
| Mercury Morris         | 11/5/72         | at Buffalo           | 11        | 106        | 2        | 33        |



## DOLPHINS OUTSTANDING PERFORMANCES

### GAMES OF 100+ RUSHING YARDS

| PLAYER               | DATE           | OPPONENT          | ATT.     | YDS.       | TD       | LG        |
|----------------------|----------------|-------------------|----------|------------|----------|-----------|
| * Mercury Morris     | 12/23/73       | CINCINNATI        | 20       | 106        | 1        | 25        |
| Larry Csonka         | 9/29/74        | at San Diego      | 21       | 106        | 2        | 14        |
| J.J. Johnson         | 11/21/99       | NEW ENGLAND       | 31       | 106        | 1        | 14        |
| Ronnie Brown         | 10/30/05       | at New Orleans    | 23       | 106        | 0        | 35        |
| Benny Malone         | 10/16/77       | N.Y. JETS         | 22       | 105        | 1        | 15t       |
| Joe Carter           | 10/14/84       | HOUSTON           | 13       | 105        | 1        | 25        |
| Ricky Williams       | 10/6/02        | NEW ENGLAND       | 36       | 105        | 0        | 12        |
| Ricky Williams       | 11/16/03       | BALTIMORE         | 36       | 105        | 0        | 16        |
| Ricky Williams       | 11/9/08        | SEATTLE           | 12       | 105        | 1        | 51t       |
| Lamar Miller         | 10/31/13       | CINCINNATI        | 16       | 105        | 0        | 41        |
| Daniel Thomas        | 12/8/13        | at Pittsburgh     | 16       | 105        | 1        | 55        |
| Jim Kiick            | 10/6/68        | at Houston        | 26       | 104        | 0        | 12        |
| Larry Csonka         | 11/29/71       | CHICAGO           | 16       | 104        | 1        | 19        |
| Larry Csonka         | 9/16/73        | SAN FRANCISCO     | 22       | 104        | 0        | 25        |
| Benny Malone         | 10/27/74       | BALTIMORE         | 19       | 104        | 1        | 23t       |
| Benny Malone         | 12/8/74        | at Baltimore      | 17       | 104        | 0        | 17        |
| Gary Davis           | 11/24/77       | at St. Louis      | 20       | 104        | 0        | 16        |
| Karim Abdul-Jabbar   | 11/3/96        | at New England    | 29       | 104        | 2        | 15        |
| Ricky Williams       | 11/27/03       | at Dallas         | 31       | 104        | 0        | 15        |
| Reggie Bush          | 12/16/12       | Jacksonville      | 21       | 104        | 0        | 53        |
| Larry Csonka         | 9/26/71        | at Buffalo        | 20       | 103        | 1        | 17        |
| Andra Franklin       | 9/12/82        | at N.Y. Jets      | 28       | 103        | 2        | 18        |
| Bernie Parmalee      | 11/5/95        | at San Diego      | 19       | 103        | 0        | 40        |
| Karim Abdul-Jabbar   | 11/9/97        | N.Y. JETS         | 25       | 103        | 2        | 13        |
| Reggie Bush          | 10/30/11       | at N.Y. Giants    | 15       | 103        | 0        | 35        |
| Reggie Bush          | 12/11/11       | Philadelphia      | 14       | 103        | 0        | 16        |
| Larry Csonka         | 10/8/72        | at N.Y. Jets      | 18       | 102        | 0        | 15        |
| Don Nottingham       | 10/27/74       | BALTIMORE         | 19       | 102        | 1        | 24        |
| Don Nottingham       | 10/5/75        | at Green Bay      | 21       | 102        | 3        | 14        |
| Bernie Parmalee      | 11/26/95       | at Indianapolis   | 20       | 102        | 0        | 15        |
| Ricky Williams       | 11/17/02       | BALTIMORE         | 26       | 102        | 2        | 18        |
| Ricky Williams       | 11/15/09       | TAMPA BAY         | 20       | 102        | 0        | 27        |
| Andra Franklin       | 11/1/81        | BALTIMORE         | 23       | 101        | 0        | 15        |
| Ricky Williams       | 12/15/02       | OAKLAND           | 27       | 101        | 0        | 16        |
| Ronnie Brown         | 10/14/07       | at Cleveland      | 19       | 101        | 0        | 15        |
| Ronnie Brown         | 11/16/08       | OAKLAND           | 16       | 101        | 0        | 21        |
| Frank Gore           | 10/14/18       | CHICAGO           | 15       | 101        | 0        | 32        |
| <b>De'Von Achane</b> | <b>10/1/23</b> | <b>at Buffalo</b> | <b>8</b> | <b>101</b> | <b>2</b> | <b>55</b> |
| Mercury Morris       | 10/28/73       | at New England    | 14       | 100        | 1        | 11        |
| Terry Kirby          | 9/18/94        | N.Y. JETS         | 15       | 100        | 1        | 30        |
| Lamar Smith          | 12/3/00        | at Buffalo        | 28       | 100        | 0        | 22        |
| Reggie Bush          | 12/4/11        | Oakland           | 22       | 100        | 1        | 29        |

\* Playoff game

\*\* Super Bowl

+ Single-game record by two rushers, 277 yards; includes Larry Csonka 18 for 80.





## OPPONENT INDIVIDUAL RECORDS

The following individual records relate solely to play against the Miami Dolphins. They include National Football League regular-season statistics only – with the exception of those single-game records marked by “\*” or “\*\*”

\* - Playoff Game

\*\* - Super Bowl

### SERVICE

#### MOST GAMES PLAYED

|    |                                     |
|----|-------------------------------------|
| 36 | Tom Brady, NE (2001-19), TB (2021)  |
| 32 | Pat Leahy, N.Y. Jets (1974-91)      |
| 31 | Matthew Slater, NE (2008-23)        |
| 28 | Andre Reed, Buffalo (1985-99)       |
| 28 | Jim Ritcher, Buffalo (1980-95)      |
| 28 | Bruce Smith, Buff., Wash. (1985-03) |

### RUSHING

#### MOST RUSHING YARDS

##### CAREER

|       |  |
|-------|--|
| 1,620 | Thurman Thomas, Buffalo (20 games), 364 att.                       |
| 1,507 | Freeman McNeil, N.Y. Jets (21 games), 281 att.                     |
| 1,507 | Curtis Martin, N.E., N.Y. Jets (20 games), 409 att.                |
| 1,177 | O.J. Simpson, Buffalo (16 games), 240 att.                         |
| 1,065 | Eric Dickerson, L.A. Rams, Ind., L.A. Raiders (11 games), 231 att. |

##### GAME

|      |   |
|------|---|
| 203  | O.J. Simpson, Buffalo (12/5/76 at Miami), 24 att.           |
| 203  | Rueben Mayes, New Orleans (12/7/86 at New Orleans), 28 att. |
| 199  | Earl Campbell, Houston (11/20/78 at Houston), 28 att.       |
| *199 | Terrell Davis, Denver (1/9/99 at Denver), 21 att.           |
| 179  | Justin Fargas, Oakland (9/30/07 at Miami), 22 att.          |

#### MOST RUSHING ATTEMPTS

##### CAREER

|     |   |
|-----|---|
| 409 | Curtis Martin, N.E., N.Y. Jets (20 games) |
| 364 | Thurman Thomas, Buffalo (20 games)        |
| 281 | Freeman McNeil, N.Y. Jets (21 games)      |
| 240 | O.J. Simpson, Buffalo (16 games)          |
| 235 | Lydell Mitchell, S.D., Balt. (12 games)   |

##### GAME

|      |  |
|------|--|
| **38 | John Riggins, Washington (1/30/83 at Pasadena), 166 yards    |
| 38   | Lee Suggs, Cleveland (12/26/04 at Miami), 143 yards          |
| 36   | James Jones, Detroit (10/27/85 at Detroit), 114 yards        |
| 36   | Curtis Martin, N.Y. Jets (10/4/98 at New York), 108 yards    |
| 35   | Lydell Mitchell, Baltimore (12/9/73 at Baltimore), 104 yards |
| 35   | Thurman Thomas, Buffalo (12/17/95 at Buffalo), 148 yards     |
| 35   | Travis Henry, Buffalo (12/1/02 at Buffalo), 151 yards        |

#### MOST RUSHING TOUCHDOWNS

##### CAREER

|    |   |
|----|---|
| 13 | Curtis Martin, N.E., N.Y. Jets (20 games) |
| 9  | Jim Nance, Boston, N.Y. Jets (12 games)   |
| 8  | Thurman Thomas, Buffalo (20 games)        |
| 7  | Marcus Allen, Oak./L.A. Raiders, K.C.     |

##### GAME

|   |  |
|---|--|
| 4 | Earl Campbell, Houston (11/20/78 at                |
| 3 | Paul Robinson, Cincinnati (11/17/68 at Cincinnati) |

|   |   |
|---|---|
| 3 | Don McCauley, Baltimore (11/23/75 at Miami)         |
| 3 | Marcus Allen, L.A. Raiders (12/2/84 at Miami)       |
| 3 | Merril Hoge, Pittsburgh (11/26/89 at Miami)         |
| 3 | Ernest Byner, Washington (12/2/90 at Washington)    |
| 3 | Rod Bernstein, San Diego (12/15/91 at San Diego)    |
| 3 | Kenneth Davis, Buffalo (12/19/93 at Miami)          |
| 3 | Natrone Means, San Diego (12/27/93 at San Diego)    |
| 3 | Curtis Martin, New England (11/3/96 at New England) |
| 3 | Daunte Culpepper, Oakland (9/30/07 at Miami)        |

#### HIGHEST RUSHING AVERAGE

##### CAREER (min: 75 att.)

|      |   |
|------|---|
| 7.5  | Josh Allen, Buffalo (12 games), 85/638 yards          |
| 5.4  | Freeman McNeil, N.Y. Jets (21 games), 281/1,507 yards |
| 5.1  | Jim Nance, Bos./NYJ (12 games), 183/933 yards         |
| 5.02 | Mosi Tatupu, New England (25 games), 90/452 yards     |
| 5.01 | Hoyle Granger, Houston (9 games), 142/712 yards       |

##### GAME (min: 10 att.)

|      |   |
|------|---|
| 11.9 | Justin Fields, Chicago (11/6/22 at Chicago), 15/178 yards             |
| 11.3 | Colin Kaepernick, San Francisco (11/27/16 at Miami), 10/113 yards     |
| 11.1 | Laurence Maroney, New England (12/23/07 at New England), 14/156 yards |
| 10.4 | Curtis Brown, Buffalo (11/12/78 at Buffalo), 11/114 yards             |
| 10.2 | Johnny Hector, N.Y. Jets (12/22/91 at Miami), 13/132 yards            |

#### MOST 100-YARD RUSHING GAMES

|   |  |
|---|--|
| 7 | Eric Dickerson, L.A. Rams, Ind., L.A. (11 games) |
| 6 | Thurman Thomas, Buffalo (20 games)               |
| 5 | Freeman McNeil, N.Y. Jets (21 games)             |
| 5 | Jim Nance, Bost., N.Y. Jets (12 games)           |
| 5 | Curtis Martin, N.E., N.Y. Jets (20 games)        |

#### LONGEST RUNS FROM SCRIMMAGE

|      |  |
|------|--|
| *90t | Fred Taylor, Jacksonville (1/15/00 at Jacksonville)  |
| 81t  | Earl Campbell, Houston (11/20/78 at Houston)         |
| 80t  | Carl Garrett, Boston (11/9/69 at Boston)             |
| 79t  | Lamar Jackson, Baltimore (9/18/22 at Baltimore)      |
| 77t  | Fred Taylor, Jacksonville (10/12/98 at Jacksonville) |
| 76t  | Robert Holmes, Kansas City (9/28/68 at Miami)        |
| 75t  | O.J. Simpson, Buffalo (12/5/76 at Miami)             |
| 75t  | Reuben Droughns, Cleveland (11/20/05 at Cleveland)   |
| 71   | Kerryon Johnson, Detroit (10/21/18 at Miami)         |
| 70t  | Ahman Green, Green Bay (10/22/06 at Miami)           |

### PASSING

#### MOST PASSING YARDS

##### CAREER

|       |  |
|-------|--|
| 8,596 | Tom Brady, NE, TB (36 games)             |
| 5,397 | Drew Bledsoe, NE, Buff. (22 games)       |
| 4,902 | Joe Ferguson, Buff., TB, Ind. (25 games) |
| 4,560 | Jim Kelly, Buffalo (20 games)            |
| 3,837 | Ken O'Brien, N.Y. Jets, Phil. (17 games) |





## OPPONENT INDIVIDUAL RECORDS

### GAME

|      |   |
|------|---|
| 517  | Tom Brady, New England (9/12/11 at Miami), 32 of 48           |
| 479  | Ken O'Brien, N.Y. Jets (9/21/86 at New York), 29 of 43        |
| 436  | James Harris, L.A. Rams (10/3/76 at Miami), 17 of 29          |
| *433 | Dan Fouts, San Diego (1/2/82 at Miami), 33 of 53              |
| 433  | Andrew Luck, Indianapolis (11/4/12 at Indianapolis), 30 of 48 |

### MOST PASS ATTEMPTS

#### CAREER

|       |  |
|-------|--|
| 1,170 | Tom Brady, NE, TB (36 games)               |
| 765   | Drew Bledsoe, N.E., Buff. (22 games)       |
| 722   | Joe Ferguson, Buff., T.B., Ind. (25 games) |
| 621   | Jim Kelly, Buffalo (20 games)              |
| 521   | Steve Grogan, New England (22 games)       |

### GAME

|    |  |
|----|--|
| 63 | Josh Allen, Buffalo (9/25/22 at Miami), 42 completions             |
| 61 | Jared Goff, L.A. Rams (11/1/20 at Miami), 35 completions           |
| 59 | Vinny Testaverde, N.Y. Jets (10/23/00 at New York), 36 completions |
| 56 | Dan Fouts, San Diego (11/18/84 at San Diego), 37 completions       |
| 56 | Tom Brady, New England (9/7/14 at Miami), 29 completions           |
| 56 | Andy Dalton, Cincinnati (12/22/19 at Miami), 33 completions        |

### MOST PASS COMPLETIONS

#### CAREER

|     |  |
|-----|--|
| 717 | Tom Brady, NE, TB (36 games)               |
| 418 | Joe Ferguson, Buff., T.B., Ind. (25 games) |
| 412 | Drew Bledsoe, N.E., Buff. (22 games)       |
| 388 | Jim Kelly, Buffalo (20 games)              |
| 303 | Ken O'Brien, N.Y. Jets, Phil. (17 games)   |

### GAME

|    |  |
|----|--|
| 42 | Josh Allen, Buffalo (9/25/22 at Miami), 63 att.                  |
| 39 | Justin Herbert, L.A. Chargers (12/11/22 at Los Angeles), 51 att. |
| 38 | Joe Ferguson, Buffalo (10/9/83 at Miami), 55 att.                |
| 37 | Dan Fouts, San Diego (11/18/84 at San Diego), 56 att.            |
| 36 | Vinny Testaverde, N.Y. Jets (10/23/00 at New York), 59 att.      |
| 36 | Joe Flacco, Baltimore (12/4/16 at Baltimore), 47 att.            |

### MOST CONSECUTIVE PASS COMPLETIONS

|    |   |
|----|---|
| 15 | Steve DeBerg, San Francisco (11/16/80 at Miami) |
|----|---|

### MOST TOUCHDOWN PASSES

#### CAREER

|    |  |
|----|--|
| 72 | Tom Brady, N.E., T.B. (36 games)           |
| 33 | Josh Allen, Buffalo, (12 games)            |
| 30 | Drew Bledsoe, N.E., Buff. (22 games)       |
| 26 | Joe Ferguson, Buff., T.B., Ind. (25 games) |
| 25 | Ken O'Brien, N.Y. Jets, Phil. (17 games)   |

### GAME

|   |  |
|---|--|
| 6 | Tom Brady, New England (10/21/07 at Miami)       |
| 5 | Len Dawson, Kansas City (10/8/67 at Kansas City) |
| 5 | Babe Parilli, Boston (10/15/67 at Boston)        |
| 5 | Joe Ferguson, Buffalo (10/9/83 at Miami)         |

|   |  |
|---|--|
| 5 | Vinny Testaverde, N.Y. Jets (10/23/00 at New York) |
| 5 | Trent Green, Kansas City (9/29/02 at Kansas City)  |
| 5 | Deshaun Watson, Houston (10/25/18 at Houston)      |
| 5 | Lamar Jackson, Baltimore (9/8/19 at Miami)         |
| 5 | Tom Brady, Tampa Bay (10/10/21 at Tampa Bay)       |
| 5 | Lamar Jackson, Baltimore (12/31/23 at Baltimore)   |

### MOST PASSES HAD INTERCEPTED

#### CAREER

|    |  |
|----|--|
| 33 | Joe Ferguson, Buff., T.B., Ind. (25 games) |
| 29 | Drew Bledsoe, NE, Buff. (22 games)         |
| 27 | Tom Brady, NE, TB (36 games)               |
| 25 | Richard Todd, N.Y. Jets (14 games)         |
| 25 | Steve Grogan, New England (22 games)       |

### GAME

|    |   |
|----|---|
| 6  | Joe Namath, N.Y. Jets (10/19/75 at New York), 24 att.   |
| 6  | Donald Hollas, Oakland (12/6/98 at Oakland), 31 att.    |
| *5 | Mike Phipps, Cleveland (12/24/72 at Miami), 23 att.     |
| 5  | Bill Troup, Baltimore (9/10/78 at Baltimore), 33 att.   |
| 5  | Ken Stabler, Oakland (12/10/78 at Miami), 36 att.       |
| 5  | Joe Ferguson, Buffalo (9/7/80 at Buffalo), 32 att.      |
| 5  | Joe Ferguson, Buffalo (11/21/82 at Buffalo), 28 att.    |
| *5 | Dan Fouts, San Diego (1/6/83 at Miami), 34 att.         |
| *5 | Richard Todd, N.Y. Jets (1/23/83 at Miami), 37 att.     |
| 5  | Richard Todd, N.Y. Jets (10/16/83 at New York), 26 att. |
| 5  | Drew Bledsoe, New England (11/21/99 at Miami), 34 att.  |

### HIGHEST COMPLETION PERCENTAGE

#### CAREER (min: 100 attempts)

|      |   |
|------|---|
| 72.6 | Lamar Jackson, Bal. (four games), 82 of 113 att.      |
| 70.7 | Justin Herbert, LAC, (three games), 82 of 116 att.    |
| 69.9 | Troy Aikman, Dallas (four games), 102 of 146 att.     |
| 69.0 | Mac Jones, N.E. (six games), 140 of 203 att.          |
| 68.9 | Warren Moon, Hou., Minn. (six games), 102 of 148 att. |

#### GAME (min: 20 attempts)

|      |   |
|------|---|
| 87.1 | Eli Manning, N.Y. Giants (12/14/15 at Miami), 27 of 31            |
| 85.7 | Ben Roethlisberger, Pittsburgh (11/26/07 at Pittsburgh), 18 of 21 |
| 85.7 | Lamar Jackson, Baltimore (12/31/23 at Baltimore), 18 of 21        |
| 85.0 | Lamar Jackson, Baltimore (9/8/19 at Miami), 17 of 20              |
| 84.0 | Tom Brady, New England (10/21/07 at Miami), 21 of 25              |
| 84.0 | Josh Allen, Buffalo (10/1/23 at Buffalo), 21 of 25                |

### MOST 300-YARD PASSING GAMES

#### CAREER

|   |   |
|---|---|
| 9 | Tom Brady, NE, TB (36 games)                        |
| 6 | Drew Bledsoe, N.E., Buff. (22 games)                |
| 6 | Philip Rivers, San Diego/L.A. Chargers (nine games) |
| 5 | Josh Allen, Buffalo (12 games)                      |
| 4 | Derek Carr, Oakland/Las Vegas (five games)          |

### LONGEST PASS PLAYS

|     |  |
|-----|--|
| 99t | Tom Brady to Wes Welker (9/12/11 vs. New England)  |
| 93t | Mike Livingston to Otis Taylor, 79 yards; lateral to Robert Holmes, 14 yards (10/19/69 at Kansas City) |
| 92t | Joe Ferguson to Frank Lewis (9/17/78 vs. Buffalo)  |
| 89t | Len Dawson to Otis Taylor (11/13/66 at Kansas City)  |
| 89t | Joe Namath to Richard Caster (10/7/74 at N.Y. Jets)  |
| 87t | Charlie Batch to Heath Miller (9/7/06 at Pittsburgh)   |
| 86t | Aaron Rodgers to Greg Jennings (10/17/10 at Green Bay)   |



## OPPONENT INDIVIDUAL RECORDS

|      |   |
|------|---|
| 85t  | Derek Carr to Nelson Agholor (12/26/20 at Las Vegas)        |
| 84t  | Drew Bledsoe to Ben Coates (11/3/96 at New England)         |
| 84t  | Eli Manning to Odell Beckham Jr. (12/14/15 vs. N.Y. Giants) |
| 83t  | Jim Kelly to Andre Reed (12/4/94 vs. Buffalo)               |
| 83t  | Lamar Jackson to Marquise Brown (9/8/19 vs. Baltimore)      |
| *82t | Daryle Lamonica to Rod Sherman (12/27/70 at Oakland)        |
| 82t  | Dan Pastorini to Charlie Joiner (9/24/72 vs. Houston)       |
| 82t  | Tom Brady to Troy Brown (10/19/03 vs. New England)          |
| 81t  | Tom Brady to Sam Aiken (12/6/09 vs. New England)            |
| 80t  | Sam Wyche to Bob Trumpy (11/17/68 vs. Cincinnati)           |
| 80t  | Ken Anderson to Isaac Curtis (11/28/83 vs. Cincinnati)      |
| 80t  | Warren Moon to Butch Woolfolk (9/8/85 at Houston)           |
| 80t  | Mike Pagel to Wayne Capers (11/17/85 at Indianapolis)       |
| 80t  | John Friesz to Brian Blades (10/6/96 vs. Seattle)           |
| 80t  | Alex Van Pelt to Eric Moulds (11/25/01 at Buffalo)          |
| 80t  | Peyton Manning to Dallas Clark (9/21/09 vs. Indianapolis)   |

### RECEIVING

#### MOST RECEPTIONS

##### CAREER

|     |  |
|-----|--|
| 122 | Andre Reed, Buffalo (28 games)           |
| 99  | Wes Welker, N.E., Den. (12 games)        |
| 84  | Marvin Harrison, Indianapolis (15 games) |
| 78  | Al Toon, N.Y. Jets (14 games)            |
| 76  | Julian Edelman, New England (16 games)   |

##### GAME

|     |   |
|-----|---|
| 15  | Isaac Bruce, St. Louis (12/24/95 at St. Louis), 210 yards   |
| 14  | Al Toon, N.Y. Jets (11/27/88 at New York), 181 yards        |
| *13 | Kellen Winslow, San Diego (1/2/82 at Miami), 166 yards      |
| 13  | Antonio Gates, San Diego (12/11/05 at San Diego), 123 yards |
| 13  | Julian Edelman, New England (12/15/13 at Miami), 139 yards  |

#### MOST RECEIVING YARDS

##### CAREER

|       |  |
|-------|--|
| 1,731 | Andre Reed, Buffalo (28 games), 122 receptions       |
| 1,371 | Stanley Morgan, N.E., Ind. (25 games), 68 receptions |
| 1,342 | Wesley Walker, N.Y. Jets (19 games), 70 receptions   |
| 1,221 | Eric Moulds, Buff., Hou. (21 games), 73 receptions   |
| 1,196 | Wes Welker, N.E., Den. (12 games), 99 receptions     |

##### GAME

|      |   |
|------|---|
| *240 | Eric Moulds, Buffalo (1/2/99 at Miami), 9 receptions          |
| 221  | Eric Decker, N.Y. Jets (12/28/14 at Miami), 10 receptions     |
| 220  | Ron Jessie, Los Angeles (10/3/76 at Miami), 7 receptions      |
| 210  | Isaac Bruce, St. Louis (12/24/95 at St. Louis), 15 receptions |
| 196  | Eric Moulds, Buffalo (11/25/01 at Buffalo), 6 receptions      |

#### MOST RECEIVING TOUCHDOWNS

##### CAREER

|    |  |
|----|--|
| 17 | Wesley Walker, N.Y. Jets (19 games), 70 receptions           |
| 13 | Irvy Fryar, N.E., Phil., Wash. (20 games), 61 receptions     |
| 11 | Laveranues Coles, N.Y. Jets, Wash. (15 games), 52 receptions |
| 11 | Eric Moulds, Buff., Hou. (21 games), 73 receptions           |
| 10 | Randy Moss, Minn., Oak, N.E., S.F. (12 games), 48 receptions |
| 10 | Andre Reed, Buffalo (28 games), 122 receptions               |

##### GAME

|   |  |
|---|--|
| 4 | Jimmie Giles, Tampa Bay (10/20/85 at Miami)                  |
| 4 | Wesley Walker, N.Y. Jets (9/21/86 at New York)               |
| 4 | Irvy Fryar, Philadelphia (10/20/96 at Philadelphia)          |
| 3 | 19 times; last by Stefon Diggs, Buffalo (10/1/23 at Buffalo) |

#### HIGHEST RECEIVING AVERAGE

##### CAREER (min: 40 receptions)

|      |   |
|------|---|
| 20.2 | Stanley Morgan, N.E., Ind. (25 games), 68/1,371 yards |
| 19.2 | Lee Evans, Buff. (13 games), 43/827 yards             |
| 19.2 | Wesley Walker, N.Y. Jets (19 games), 70/1,342 yards   |
| 18.0 | Frank Lewis, Pitt., Buff (14 games), 46/380 yards     |
| 17.3 | Shawn Jefferson, S.D., N.E. (12 games), 42/726 yards  |

##### GAME (min: 3 receptions)

|      |  |
|------|--|
| 43.3 | Theo Bell, Pittsburgh (11/30/80 at Pittsburgh), 4/173 yards        |
| 40.0 | Butch Woolfolk, Houston (9/8/85 at Houston), 3/120 yards           |
| 39.0 | Richard Caster, N.Y. Jets (10/7/74 at Miami), 3/117 yards          |
| 38.0 | Stanley Morgan, New England (10/21/84 at New England), 3/114 yards |

#### MOST 100-YARD RECEIVING GAMES

|   |  |
|---|--|
| 6 | Wes Welker, N.E., Den. (12 games)              |
| 5 | Al Toon, N.Y. Jets (14 games)                  |
| 5 | Andre Reed, Buffalo (28 games)                 |
| 5 | Stanley Morgan, N.E., Ind. (23 games)          |
| 4 | Wesley Walker, N.Y. Jets (18 games)            |
| 4 | Marvin Harrison, Indianapolis (15 games)       |
| 4 | Randy Moss, Minn., Oak., N.E., S.F. (12 games) |

### FIELD GOALS

#### MOST FIELD GOALS

##### CAREER

|    |  |
|----|--|
| 46 | Adam Vinatieri, N.E., Ind. (27 games)          |
| 39 | Nick Folk, Dal./N.Y. Jets/N.E./Ten. (21 games) |
| 38 | Stephen Gostkowski, N.E. (26 games)            |
| 37 | Pat Leahy, N.Y. Jets (22 games)                |
| 32 | Steve Christie, T.B., Buff., S.D. (21 games)   |

##### GAME

|    |  |
|----|--|
| 5  | Roy Gerela, Houston (9/28/69 at Houston), 5 att.               |
| 5  | Dean Biasucci, Indianapolis (9/25/88 at Indianapolis), 6 att.  |
| *5 | Steve Christie, Buffalo (1/17/93 at Miami), 6 att.             |
| 5  | Jason Elam, Denver (10/13/02 at Denver), 5 att.                |
| 5  | Kris Brown, Houston (9/7/03 at Miami), 7 att.                  |
| 5  | Kris Brown, Houston (10/7/07 at Houston), 5 att.               |
| 5  | Dan Carpenter, Buffalo (9/14/14 at Buffalo), 6 att.            |
| 5  | Mike Nugent, Cincinnati (9/29/16 at Cincinnati), 5 att.        |
| 5  | Harrison Butker, Kansas City (12/24/17 at Kansas City), 6 att. |

#### LONGEST FIELD GOALS

|    |   |
|----|---|
| 59 | Steve Christie, Buffalo (9/26/93 at Buffalo)        |
| 58 | Jason Myers, Jacksonville (9/20/15 at Jacksonville) |
| 57 | Tyler Bass, Buffalo (10/31/21 at Buffalo)           |
| 57 | Kris Brown, Houston (10/7/07 at Houston)            |
| 57 | Randy Bullock, Cincinnati (12/22/19 at Miami)       |
| 57 | Evan McPherson, Cincinnati (9/29/22 at Cincinnati)  |



## OPPONENT INDIVIDUAL RECORDS

### INTERCEPTIONS

#### MOST INTERCEPTIONS

##### CAREER

|   |  |
|---|--|
| 9 | Nate Clements, Buff., S.F., Cin. (14 games)            |
| 7 | Johnny Robinson, Kansas City (five games)              |
| 7 | Roland James, New England (19 games)                   |
| 6 | Raymond Clayborn, N.E., Clev. (25 games)               |
| 6 | Willie Brown, Oakland (six games)                      |
| 6 | Ronnie Lippett, New England (15 games)                 |
| 6 | Mike Prior, T.B., Ind., G.B. (14 games)                |
| 6 | Victor Green, N.Y. Jets, N.E. (19 games)               |
| 6 | Marcus Coleman, N.Y. Jets, Hou. (13 games)             |
| 6 | Darrelle Revis, N.Y. Jets, T.B., N.E., K.C. (17 games) |

##### GAME

|   |   |
|---|---|
| 3 | Clarence Duren, San Diego (10/30/77 at Miami), 45 yards     |
| 3 | Jeff Nixon, Buffalo (9/7/80 at Buffalo), 31 yards           |
| 3 | Erik McMillan, N.Y. Jets (10/23/88 at Miami), 57 yards      |
| 3 | Marcus Coleman, N.Y. Jets (10/23/00 at N.Y. Jets), 7 yards  |
| 3 | Greg Wesley, Kansas City (9/29/02 at Kansas City), 71 yards |
| 3 | Nate Clements, Buffalo (10/20/02 at Miami), 39 yards        |

#### MOST INTERCEPTION RETURN YARDS

##### GAME

|     |   |
|-----|---|
| 151 | Mike Haynes, L.A. Raiders (12/2/84 at Miami), 2 interceptions |
|-----|---|

#### LONGEST INTERCEPTION RETURNS

|      |  |
|------|--|
| 102t | Eddie Anderson, L.A. Raiders (12/14/92 at Miami), Dan Marino       |
| 102t | Jason Pinnoch, N.Y. Giants (10/8/23 at Miami), Tua Tagovailoa      |
| 100t | Aaron Glenn, N.Y. Jets (9/15/96 at Miami), Dan Marino              |
| 100t | Jimmy Hitchcock, New England (11/23/97 at New England), Dan Marino |
| 100t | Darrelle Revis, N.Y. Jets (10/17/11 at N.Y. Jets), Matt Moore      |
| 98t  | Marcus Coleman, N.Y. Jets (12/27/99 at Miami), Dan Marino          |
| 97t  | Mike Haynes, L.A. Raiders (12/2/84 at Miami), Dan Marino           |
| 97t  | Najee Mustafaa, Cleveland (10/10/93 at Cleveland), Scott Mitchell  |
| 90t  | Steve Emtman, Indianapolis (10/25/92 at Miami), Dan Marino         |
| *90t | Tory James, Oakland (1/6/01 at Oakland), Jay Fiedler               |

### LONGEST PLAYS

#### PUNTS

|    |  |
|----|--|
| 89 | Luke Prestridge, New England (10/21/84 at New England) |
| 80 | Chris Mohr, Buffalo (10/13/96 at Buffalo)              |
| 73 | Rich Camanillo, New England (9/13/87 at New England)   |
| 73 | Josh Miller, Pittsburgh (9/20/98 at Miami)             |
| 73 | Todd Sauerbrun, Carolina (11/4/01 at Miami)            |
| 73 | Ryan Wright, Minnesota (10/16/22 at Miami)             |

#### PUNT RETURNS

|     |   |
|-----|---|
| 96t | Deonte Harty, Buffalo (1/7/24 at Miami)             |
| 94t | Julian Edelman, New England (1/2/11 at New England) |
| 93t | Johnnie Lee Higgins, Oakland (11/16/08 at Miami)    |
| 84t | Clarence Verdin, Indianapolis (10/25/92 at Miami)   |
| 84t | Isaiah McKenzie, Buffalo (1/3/21 at Buffalo)        |

#### KICKOFF RETURNS


|      |  |
|------|--|
| 104t | Terrence McGee, Buffalo (12/5/04 at Miami)       |
| 103t | Brandon Tate, New England (10/5/10 at Miami)     |
| 103t | Devin Duvernay, Baltimore (9/18/22 at Baltimore) |
| 102t | Harold Hart, Oakland (9/22/75 at Oakland)        |
| 102t | C.J. Spiller, Buffalo (9/14/14 at Buffalo)       |

#### FUMBLE RETURNS

|      |  |
|------|--|
| 100t | Chris Martin, Kansas City (10/13/91 at Kansas City), Sammie Smith                  |
| *79t | Neil Smith, Denver (1/9/99 at Denver), Oronde Gadsden                              |
| 69t  | Shea McClellin, New England (1/1/17 at Miami), Damien Williams                     |
| 66t  | Greg Townsend, L.A. Raiders (9/19/83 at L.A. Raiders), David Woodley               |
| 63t  | Hugh Douglas, N.Y. Jets (12/22/96 at N.Y. Jets), Stanley Pritchett                 |
| 63t  | Mike Edwards, Bryan Cook, Kansas City (11/5/23 at Frankfurt, Germany), Tyreek Hill |

#### BLOCKED FIELD GOALS

|     |  |
|-----|--|
| 78t | George Radachowsky, N.Y. Jets (9/24/89 at Miami), Pete Stoyanovich   |
| 76t | Charles Romes, Buffalo (9/2/79 at Buffalo), Uwe von Schamann         |
| 62t | Kyle Arrington, New England (12/14/14 at New England), Caleb Sturgis |





## OPPONENT TOP TENS

### RUSHING

| PLAYER             | TEAMS                       | GAMES | NO. | YDS.  | AVG. | LG  | TD |
|--------------------|-----------------------------|-------|-----|-------|------|-----|----|
| 1. Thurman Thomas  | Buffalo                     | 20    | 364 | 1,620 | 4.5  | 30t | 8  |
| 2. Freeman McNeil  | N.Y. Jets                   | 21    | 281 | 1,507 | 5.4  | 58  | 2  |
|                    | New England, N.Y. Jets      | 20    | 409 | 1,507 | 3.7  | 37  | 13 |
| 4. O.J. Simpson    | Buffalo                     | 16    | 240 | 1,177 | 4.9  | 75t | 4  |
| 5. Eric Dickerson  | L.A. Rams, Ind., L.A. Raid. | 11    | 231 | 1,065 | 4.6  | 40  | 6  |
| 6. Jim Nance       | N.Y. Jets, Boston           | 12    | 183 | 933   | 5.1  | 30t | 9  |
| 7. Lydell Mitchell | San Diego Baltimore         | 12    | 235 | 912   | 3.9  | 64t | 6  |
| 8. Willis McGahee  | Buffalo, Baltimore, Denver  | 10    | 232 | 848   | 3.7  | 31  | 2  |
| 9. Antowain Smith  | Buffalo, N.E., N.O.         | 14    | 232 | 822   | 3.5  | 44  | 4  |
| 10. John Riggins   | N.Y. Jets, Washington       | 13    | 183 | 761   | 4.2  | N/A | 5  |

### PASSING

| PLAYER            | TEAMS                   | GAMES | ATT.  | COMP. | YDS.  | PCT. | TD | INT. |
|-------------------|-------------------------|-------|-------|-------|-------|------|----|------|
| 1. Tom Brady      | New England, Tampa Bay  | 36    | 1,170 | 717   | 8,596 | 61.3 | 72 | 27   |
| 2. Drew Bledsoe   | New England, Buffalo    | 22    | 765   | 412   | 5,397 | 53.9 | 30 | 29   |
| 3. Joe Ferguson   | Buffalo, T.B., Ind.     | 25    | 722   | 418   | 4,902 | 57.9 | 26 | 33   |
| 4. Jim Kelly      | Buffalo                 | 20    | 621   | 388   | 4,560 | 62.5 | 24 | 19   |
| 5. Ken O'Brien    | N.Y. Jets, Philadelphia | 17    | 489   | 303   | 3,837 | 62.0 | 25 | 13   |
| 6. Steve Grogan   | New England             | 22    | 521   | 280   | 3,709 | 53.7 | 21 | 25   |
| 7. Josh Allen     | Buffalo                 | 12    | 419   | 278   | 3,363 | 66.3 | 33 | 7    |
| 8. Peyton Manning | Indianapolis, Denver    | 13    | 436   | 272   | 3,214 | 62.4 | 22 | 18   |
| 9. Joe Namath     | N.Y. Jets               | 16    | 388   | 201   | 2,956 | 51.8 | 19 | 24   |
| 10. Richard Todd  | N.Y. Jets               | 14    | 355   | 203   | 2,718 | 57.2 | 18 | 25   |

### RECEPTIONS

| PLAYER             | TEAMS                     | GAMES | NO. | YDS.  | AVG. | LG  | TD |
|--------------------|---------------------------|-------|-----|-------|------|-----|----|
| 1. Andre Reed      | Buffalo                   | 28    | 122 | 1,731 | 14.2 | 83t | 10 |
| 2. Wes Welker      | New England, Denver       | 12    | 99  | 1,196 | 12.1 | 99t | 7  |
| 3. Marvin Harrison | Indianapolis              | 15    | 84  | 1,133 | 13.5 | 45  | 9  |
| 4. Al Toon         | N.Y. Jets                 | 14    | 78  | 1,054 | 14.0 | 44t | 4  |
| 5. Julian Edelman  | New England               | 16    | 76  | 951   | 12.5 | 77t | 6  |
| 6. Eric Moulds     | Buffalo, Houston          | 21    | 73  | 1,221 | 16.7 | 80t | 11 |
| 7. Wayne Chrebet   | N.Y. Jets                 | 20    | 72  | 991   | 13.8 | 70  | 8  |
| 8. Wesley Walker   | N.Y. Jets                 | 19    | 70  | 1,342 | 19.2 | 71t | 17 |
| 9. Stanley Morgan  | New England, Indianapolis | 25    | 68  | 1,371 | 20.2 | 76t | 6  |
| 10. Thurman Thomas | Buffalo                   | 20    | 67  | 693   | 10.3 | 50t | 3  |

### RECEIVING YARDS

| PLAYER             | TEAMS               | GAMES | NO. | YDS.  | AVG. | LG  | TD |
|--------------------|---------------------|-------|-----|-------|------|-----|----|
| 1. Andre Reed      | Buffalo             | 28    | 122 | 1,731 | 14.2 | 83t | 10 |
| 2. Stanley Morgan  | N.E., Indianapolis  | 25    | 68  | 1,371 | 20.2 | 76t | 6  |
| 3. Wesley Walker   | N.Y. Jets           | 19    | 70  | 1,342 | 19.2 | 71t | 17 |
| 4. Eric Moulds     | Buffalo, Houston    | 21    | 73  | 1,221 | 16.7 | 80t | 11 |
| 5. Wes Welker      | New England, Denver | 12    | 99  | 1,196 | 12.1 | 99t | 7  |
| 6. Marvin Harrison | Indianapolis        | 15    | 84  | 1,133 | 13.5 | 45  | 9  |
| 7. Al Toon         | N.Y. Jets           | 14    | 78  | 1,054 | 14.0 | 44t | 4  |
| 8. Wayne Chrebet   | N.Y. Jets           | 20    | 72  | 991   | 13.8 | 70  | 8  |
| 9. Irving Fryar    | N.E., Phil., Wash.  | 20    | 61  | 978   | 16.0 | 54t | 13 |
| 10. Julian Edelman | New England         | 16    | 76  | 951   | 12.5 | 77t | 6  |



## OPPONENT OUTSTANDING PERFORMANCES

### GAMES OF 300+ PASSING YARDS

| PLAYER             | TEAM          | DATE     | ATT. | COMP. | YDS. | TD | INT. | LG  |
|--------------------|---------------|----------|------|-------|------|----|------|-----|
| Tom Brady          | New England   | 9/12/11  | 48   | 32    | 517  | 4  | 1    | 99t |
| Ken O'Brien        | N.Y. Jets     | 9/21/86  | 43   | 29    | 479  | 4  | 1    | 65t |
| James Harris       | L.A. Rams     | 10/3/76  | 29   | 17    | 436  | 2  | 1    | 58  |
| * Dan Fouts        | San Diego     | 1/2/82   | 55   | 33    | 433  | 4  | 1    | 43  |
| Andrew Luck        | Indianapolis  | 11/4/12  | 48   | 30    | 433  | 2  | 0    | 48  |
| Drew Bledsoe       | New England   | 11/23/98 | 54   | 28    | 423  | 2  | 2    | 49  |
| Drew Bledsoe       | New England   | 9/4/94   | 51   | 32    | 421  | 4  | 2    | 62t |
| Joe Ferguson       | Buffalo       | 10/9/83  | 55   | 38    | 419  | 5  | 1    | 35  |
| Drew Bledsoe       | New England   | 11/3/96  | 41   | 30    | 419  | 3  | 2    | 84t |
| Joe Namath         | N.Y. Jets     | 10/1/67  | 39   | 23    | 415  | 3  | 1    | 62  |
| Matt Cassel        | New England   | 11/23/08 | 43   | 30    | 415  | 3  | 1    | 64  |
| Josh Allen         | Buffalo       | 9/20/20  | 35   | 24    | 415  | 4  | 0    | 47  |
| Tom Brady          | Tampa Bay     | 10/10/21 | 41   | 30    | 411  | 5  | 0    | 62t |
| Drew Brees         | New Orleans   | 9/30/13  | 39   | 30    | 413  | 4  | 0    | 48  |
| Bernie Kosar       | Cleveland     | 11/10/86 | 50   | 32    | 401  | 0  | 0    | 44  |
| Josh Allen         | Buffalo       | 9/25/22  | 63   | 42    | 400  | 2  | 0    | 28  |
| Andy Dalton        | Cincinnati    | 12/22/19 | 56   | 33    | 396  | 4  | 0    | 34t |
| Ken O'Brien        | N.Y. Jets     | 11/10/85 | 43   | 26    | 393  | 2  | 0    | 44  |
| Patrick Mahomes    | Kansas City   | 12/13/20 | 34   | 24    | 393  | 2  | 3    | 44t |
| Derek Carr         | Las Vegas     | 9/26/21  | 43   | 26    | 386  | 2  | 1    | 34  |
| Boomer Esiason     | N.Y. Jets     | 11/27/94 | 41   | 26    | 382  | 2  | 2    | 69  |
| Elvis Grbac        | San Francisco | 11/20/95 | 41   | 31    | 382  | 4  | 0    | 47t |
| Joe Flacco         | Baltimore     | 12/4/16  | 47   | 36    | 381  | 4  | 1    | 53t |
| Jim Kelly          | Buffalo       | 9/1/91   | 39   | 29    | 381  | 2  | 1    | 54t |
| Dan Fouts          | San Diego     | 11/18/84 | 56   | 37    | 380  | 4  | 1    | 44  |
| Matt Schaub        | Houston       | 10/12/08 | 42   | 22    | 379  | 1  | 2    | 61  |
| Vinny Testaverde   | N.Y. Jets     | 10/23/00 | 59   | 36    | 378  | 5  | 3    | 30t |
| Vinny Testaverde   | N.Y. Jets     | 9/14/03  | 45   | 29    | 373  | 1  | 1    | 61  |
| Carson Palmer      | Oakland       | 9/16/12  | 48   | 24    | 373  | 1  | 1    | 64t |
| Justin Herbert     | L.A. Chargers | 12/11/22 | 51   | 39    | 367  | 1  | 0    | 55  |
| Steve DeBerg       | Tampa Bay     | 10/20/85 | 32   | 19    | 365  | 4  | 1    | 57  |
| Tom Brady          | New England   | 12/15/13 | 55   | 34    | 364  | 2  | 1    | 30  |
| Troy Aikman        | Dallas        | 10/27/96 | 41   | 33    | 363  | 3  | 0    | 61  |
| Brett Favre        | Green Bay     | 9/11/94  | 51   | 31    | 362  | 2  | 1    | 35  |
| Kurt Warner        | Arizona       | 9/14/08  | 24   | 19    | 361  | 3  | 0    | 79  |
| * Doug Flutie      | Buffalo       | 1/2/99   | 36   | 21    | 360  | 1  | 1    | 65  |
| Russell Wilson     | Seattle       | 10/4/20  | 34   | 24    | 360  | 2  | 1    | 57  |
| Jim Kelly          | Buffalo       | 10/25/87 | 39   | 29    | 359  | 2  | 0    | 34  |
| Josh Allen         | Buffalo       | 1/7/24   | 38   | 30    | 359  | 2  | 2    | 46  |
| Brian Sipe         | Cleveland     | 11/18/79 | 42   | 23    | 358  | 3  | 0    | 54  |
| Geno Smith         | N.Y. Jets     | 12/28/14 | 25   | 20    | 358  | 3  | 0    | 74t |
| Tom Brady          | New England   | 12/9/18  | 43   | 27    | 358  | 3  | 0    | 37t |
| Bert Jones         | Baltimore     | 9/27/81  | 27   | 20    | 357  | 3  | 1    | 67t |
| Tom Brady          | New England   | 10/29/15 | 38   | 26    | 356  | 4  | 0    | 47t |
| Steve Grogan       | New England   | 11/8/81  | 40   | 23    | 355  | 1  | 4    | 76t |
| Daunte Culpepper   | Minnesota     | 9/10/00  | 37   | 23    | 355  | 1  | 3    | 42  |
| Jared Goff         | L.A. Rams     | 11/1/20  | 35   | 61    | 355  | 1  | 2    | 26  |
| Danny White        | Dallas        | 10/25/81 | 32   | 22    | 354  | 3  | 1    | 38  |
| Tom Brady          | New England   | 10/21/07 | 25   | 21    | 354  | 6  | 0    | 50t |
| Tom Brady          | New England   | 12/6/09  | 29   | 19    | 352  | 2  | 2    | 81t |
| * Josh Allen       | Buffalo       | 1/15/23  | 39   | 23    | 352  | 3  | 2    | 52  |
| Steve Grogan       | New England   | 11/29/79 | 39   | 21    | 350  | 3  | 2    | 38  |
| Eli Manning        | N.Y. Giants   | 10/30/11 | 45   | 31    | 349  | 2  | 0    | 26  |
| Ben Roethlisberger | Pittsburgh    | 12/8/13  | 39   | 23    | 349  | 3  | 0    | 67  |
| Dennis Shaw        | Buffalo       | 10/18/70 | 32   | 24    | 348  | 2  | 2    | 48  |
| Derek Carr         | Oakland       | 9/23/18  | 39   | 27    | 345  | 1  | 2    | 66  |
| Daryle Lamonica    | Oakland       | 9/21/68  | 24   | 15    | 344  | 4  | 0    | 73t |
| Mike Tomczak       | Pittsburgh    | 11/20/94 | 42   | 26    | 343  | 0  | 0    | 40  |
| Erik Kramer        | Chicago       | 10/27/97 | 50   | 32    | 343  | 2  | 0    | 54  |
| Andrew Luck        | Indianapolis  | 11/25/18 | 37   | 30    | 343  | 3  | 2    | 36  |
| Ken Anderson       | Cincinnati    | 11/28/83 | 36   | 23    | 342  | 1  | 2    | 80t |
| Pat Ryan           | N.Y. Jets     | 11/27/88 | 43   | 27    | 341  | 2  | 1    | 35  |



## OPPONENT OUTSTANDING PERFORMANCES

### GAMES OF 300+ PASSING YARDS

| PLAYER            | TEAM            | DATE     | ATT. | COMP. | YDS. | TD | INT. | LG  |
|-------------------|-----------------|----------|------|-------|------|----|------|-----|
| Tony Eason        | New England     | 9/17/89  | 49   | 25    | 341  | 1  | 1    | 45  |
| * Jim Kelly       | Buffalo         | 1/12/91  | 29   | 19    | 339  | 3  | 1    | 44  |
| Joe Ferguson      | Buffalo         | 10/12/81 | 29   | 20    | 338  | 3  | 0    | 65t |
| Andy Dalton       | Cincinnati      | 10/31/13 | 53   | 32    | 338  | 0  | 3    | 26  |
| Eli Manning       | N.Y. Giants     | 12/14/15 | 31   | 27    | 337  | 4  | 0    | 84t |
| Derek Carr        | Las Vegas       | 12/26/20 | 34   | 21    | 336  | 1  | 0    | 85t |
| Matt Ryan         | Atlanta         | 10/24/21 | 40   | 25    | 336  | 2  | 1    | 49t |
| Brian Griese      | Denver          | 10/13/02 | 46   | 27    | 335  | 1  | 2    | 52  |
| Sam Darnold       | N.Y. Jets       | 9/16/18  | 25   | 41    | 334  | 1  | 2    | 44  |
| Steve Bartkowski  | Atlanta         | 9/21/80  | 36   | 18    | 332  | 2  | 0    | 53  |
| Tom Brady         | New England     | 11/8/09  | 37   | 25    | 332  | 1  | 1    | 71t |
| Joe Ferguson      | Buffalo         | 12/17/77 | 40   | 25    | 331  | 1  | 3    | 27  |
| Joe Montana       | San Francisco   | 1/20/85  | 35   | 24    | 331  | 3  | 0    | 34  |
| Vinny Testaverde  | Baltimore       | 10/19/97 | 47   | 32    | 331  | 1  | 0    | 34t |
| Philip Rivers     | L.A. Chargers   | 9/17/17  | 39   | 31    | 331  | 1  | 0    | 24  |
| Ken O'Brien       | N.Y. Jets       | 9/24/89  | 37   | 27    | 329  | 3  | 1    | 37t |
| Drew Bledsoe      | New England     | 1/2/94   | 43   | 27    | 329  | 4  | 1    | 42  |
| Tyrod Taylor      | Buffalo         | 12/24/16 | 39   | 26    | 329  | 3  | 0    | 53  |
| Kurt Warner       | St. Louis       | 9/30/01  | 31   | 24    | 328  | 4  | 0    | 45t |
| Trent Green       | Kansas City     | 9/29/02  | 34   | 24    | 328  | 5  | 0    | 46  |
| Brooks Bollinger  | N.Y. Jets       | 12/18/05 | 42   | 28    | 327  | 2  | 0    | 60t |
| Baker Mayfield    | Cleveland       | 11/24/19 | 34   | 24    | 327  | 3  | 1    | 37  |
| Will Levis        | Tennessee       | 12/11/23 | 38   | 23    | 327  | 1  | 1    | 45  |
| Bruce Matheson    | Seattle         | 10/4/87  | 42   | 20    | 326  | 2  | 3    | 30  |
| Warren Moon       | Minnesota       | 9/25/94  | 37   | 26    | 326  | 3  | 0    | 44t |
| Philip Rivers     | San Diego       | 11/13/16 | 44   | 23    | 326  | 3  | 4    | 51t |
| Neil O'Donnell    | N.Y. Jets       | 9/15/96  | 44   | 25    | 325  | 3  | 3    | 78t |
| Kevin Kolb        | Arizona         | 9/30/12  | 48   | 29    | 324  | 3  | 2    | 46t |
| Lamar Jackson     | Baltimore       | 9/8/19   | 20   | 17    | 324  | 5  | 0    | 83t |
| Boomer Esiason    | N.Y. Jets       | 9/12/93  | 33   | 22    | 323  | 2  | 1    | 51  |
| Glenn Foley       | N.Y. Jets       | 11/9/97  | 48   | 25    | 322  | 1  | 1    | 33  |
| Andrew Luck       | Indianapolis    | 9/15/13  | 43   | 25    | 321  | 1  | 1    | 47  |
| Jared Goff        | Detroit         | 10/30/22 | 37   | 27    | 321  | 1  | 0    | 58  |
| Lamar Jackson     | Baltimore       | 12/31/23 | 21   | 18    | 321  | 5  | 0    | 75t |
| Mark Rypien       | St. Louis       | 12/24/95 | 42   | 27    | 320  | 2  | 1    | 31  |
| Tyler Thigpen     | Kansas City     | 12/21/08 | 41   | 20    | 320  | 2  | 3    | 75  |
| Josh Allen        | Buffalo         | 10/1/23  | 25   | 21    | 320  | 4  | 0    | 55t |
| Jim Harbaugh      | Indianapolis    | 10/8/95  | 33   | 25    | 319  | 3  | 0    | 47t |
| Neil O'Donnell    | N.Y. Jets       | 10/12/97 | 37   | 24    | 319  | 2  | 0    | 70  |
| Trevor Lawrence   | at Jacksonville | 10/17/21 | 41   | 25    | 319  | 2  | 0    | 29  |
| Lamar Jackson     | at Baltimore    | 9/18/22  | 29   | 21    | 318  | 3  | 0    | 75t |
| Carson Palmer     | Cincinnati      | 12/30/07 | 32   | 23    | 316  | 3  | 1    | 70t |
| Ryan Fitzpatrick  | Buffalo         | 12/18/11 | 47   | 31    | 316  | 2  | 3    | 28  |
| Mitchell Trubisky | Chicago         | 10/14/18 | 31   | 22    | 316  | 3  | 1    | 54  |
| Sam Bradford      | St. Louis       | 10/14/12 | 39   | 26    | 315  | 0  | 0    | 65  |
| Steve Bono        | Kansas City     | 12/12/94 | 55   | 33    | 314  | 2  | 3    | 22t |
| * Joe Montana     | Kansas City     | 12/31/94 | 37   | 26    | 314  | 2  | 1    | 57t |
| Dan Fouts         | San Diego       | 10/15/78 | 30   | 22    | 313  | 1  | 2    | 46  |
| Tony Eason        | New England     | 10/21/84 | 29   | 19    | 313  | 3  | 0    | 76t |
| Aaron Rodgers     | Green Bay       | 10/17/10 | 33   | 18    | 313  | 1  | 1    | 86t |
| * Mark Malone     | Pittsburgh      | 1/6/85   | 36   | 20    | 312  | 3  | 3    | 29t |
| Drew Bledsoe      | New England     | 12/24/00 | 34   | 18    | 312  | 2  | 2    | 59  |
| Philip Rivers     | San Diego       | 12/20/15 | 36   | 26    | 311  | 3  | 2    | 31  |
| Richard Todd      | N.Y. Jets       | 10/4/81  | 39   | 28    | 310  | 4  | 1    | 46  |
| Philip Rivers     | L.A. Chargers   | 9/29/19  | 30   | 24    | 310  | 2  | 0    | 25  |
| Carson Wentz      | Philadelphia    | 12/1/19  | 46   | 28    | 310  | 3  | 1    | 27  |
| Alex Van Pelt     | Buffalo         | 11/25/01 | 34   | 21    | 309  | 3  | 1    | 80t |
| Mike Livingston   | Kansas City     | 10/19/69 | 34   | 17    | 308  | 1  | 1    | 93t |
| Neil Lomax        | St. Louis       | 9/30/84  | 37   | 22    | 308  | 1  | 0    | 29  |
| Matt Schaub       | Baltimore       | 12/6/15  | 46   | 32    | 308  | 1  | 2    | 41t |
| Jay Cutler        | Denver          | 11/2/08  | 46   | 24    | 307  | 2  | 3    | 47  |
| Philip Rivers     | San Diego       | 10/2/11  | 31   | 21    | 307  | 1  | 0    | 55t |



## OPPONENT OUTSTANDING PERFORMANCES

### GAMES OF 300+ PASSING YARDS

| PLAYER             | TEAM         | DATE     | ATT. | COMP. | YDS. | TD | INT. | LG  |
|--------------------|--------------|----------|------|-------|------|----|------|-----|
| * Dan Pastorini    | Houston      | 12/24/78 | 29   | 20    | 306  | 1  | 0    | 34  |
| Jim Kelly          | Buffalo      | 10/4/92  | 48   | 25    | 306  | 1  | 4    | 28  |
| Drew Bledsoe       | Buffalo      | 12/1/02  | 27   | 15    | 306  | 3  | 0    | 73t |
| Mark Sanchez       | N.Y. Jets    | 9/23/12  | 45   | 21    | 306  | 1  | 2    | 66  |
| Russell Wilson     | Denver       | 9/24/23  | 38   | 23    | 306  | 1  | 1    | 46  |
| Greg Landry        | Baltimore    | 11/25/79 | 42   | 25    | 304  | 3  | 1    | 31t |
| Tom Brady          | New England  | 12/24/11 | 46   | 27    | 304  | 1  | 0    | 42  |
| Alex Smith         | Kansas City  | 12/24/17 | 39   | 25    | 304  | 1  | 0    | 52  |
| Josh Allen         | Buffalo      | 12/17/22 | 40   | 25    | 304  | 4  | 0    | 45  |
| Sonny Jurgensen    | Washington   | 10/13/74 | 39   | 26    | 303  | 2  | 3    | 37  |
| Peyton Manning     | Indianapolis | 9/21/09  | 23   | 14    | 303  | 2  | 0    | 80t |
| Phillip Rivers     | San Diego    | 9/21/09  | 33   | 18    | 303  | 0  | 0    | 55  |
| Peyton Manning     | Indianapolis | 9/6/98   | 37   | 21    | 302  | 1  | 3    | 42  |
| Ben Roethlisberger | Pittsburgh   | 10/24/10 | 27   | 19    | 302  | 2  | 0    | 53t |
| Pat Ryan           | N.Y. Jets    | 10/4/87  | 49   | 30    | 301  | 4  | 2    | 35t |
| Derek Carr         | Oakland      | 11/5/17  | 30   | 21    | 300  | 1  | 1    | 44t |

### GAMES OF 100+ RECEIVING YARDS

| PLAYER            | TEAM          | DATE     | NO. | YDS. | TD | LG  |
|-------------------|---------------|----------|-----|------|----|-----|
| * Eric Moulds     | Buffalo       | 1/2/99   | 9   | 240  | 1  | 65  |
| Eric Decker       | N.Y. Jets     | 12/28/14 | 10  | 221  | 1  | 74t |
| Ron Jessie        | L.A. Rams     | 10/3/76  | 7   | 220  | 2  | 58t |
| Isaac Bruce       | St. Louis     | 12/24/95 | 15  | 210  | 1  | 31  |
| Eric Moulds       | Buffalo       | 11/25/01 | 6   | 196  | 2  | 80t |
| Wesley Walker     | N.Y. Jets     | 9/21/86  | 6   | 194  | 4  | 65t |
| Michael Irvin     | Dallas        | 10/27/96 | 12  | 186  | 1  | 61  |
| Dallas Clark      | Indianapolis  | 9/21/09  | 7   | 183  | 1  | 80t |
| Stanley Morgan    | New England   | 11/8/81  | 5   | 182  | 1  | 76t |
| Al Toon           | N.Y. Jets     | 11/27/88 | 14  | 181  | 0  | 29  |
| Andre Johnson     | Houston       | 10/12/08 | 10  | 178  | 1  | 61  |
| Reggie Rucker     | Cleveland     | 11/18/79 | 9   | 177  | 1  | 54  |
| Marvin Harrison   | Indianapolis  | 11/11/01 | 9   | 174  | 3  | 45  |
| Theo Bell         | Pittsburgh    | 11/30/80 | 4   | 173  | 0  | 45  |
| A.J. Green        | Cincinnati    | 9/29/16  | 10  | 173  | 1  | 51  |
| Jordy Nelson      | Oakland       | 9/23/18  | 6   | 173  | 1  | 66  |
| Johnnie Morton    | Detroit       | 12/7/97  | 9   | 171  | 1  | 41  |
| Steve Smith       | Carolina      | 9/25/05  | 11  | 170  | 3  | 53t |
| Cris Carter       | Minnesota     | 9/10/00  | 9   | 168  | 0  | 42  |
| Sammy Watkins     | Buffalo       | 11/8/15  | 8   | 168  | 1  | 63  |
| Wes Welker        | New England   | 12/6/09  | 10  | 167  | 0  | 58  |
| * Kellen Winslow  | San Diego     | 1/2/82   | 13  | 166  | 1  | 31  |
| Odell Beckham Jr. | N.Y. Giants   | 12/14/15 | 7   | 166  | 2  | 84t |
| Kyle Pitts        | Atlanta       | 10/24/21 | 7   | 163  | 0  | 39  |
| Tommy Kane        | Seattle       | 12/16/90 | 10  | 162  | 0  | 25  |
| Antwaan Randle El | Washington    | 9/9/07   | 5   | 162  | 0  | 54  |
| Ben Coates        | New England   | 9/4/94   | 8   | 161  | 2  | 62t |
| Don Maynard       | N.Y. Jets     | 12/1/68  | 7   | 160  | 3  | 54t |
| Wes Welker        | New England   | 9/12/11  | 8   | 160  | 2  | 99t |
| Al Toon           | N.Y. Jets     | 9/24/89  | 10  | 159  | 1  | 37t |
| Bake Turner       | N.Y. Jets     | 12/15/68 | 7   | 157  | 0  | 71  |
| Al Toon           | N.Y. Jets     | 11/10/85 | 10  | 156  | 0  | 44  |
| Allen Robinson    | Jacksonville  | 9/20/15  | 6   | 155  | 2  | 52  |
| Nelson Agholor    | Las Vegas     | 12/26/20 | 5   | 155  | 1  | 85t |
| Andre Reed        | Buffalo       | 9/1/91   | 11  | 154  | 1  | 54t |
| Sammy Watkins     | Buffalo       | 12/24/16 | 7   | 154  | 1  | 53  |
| Frank Lewis       | Buffalo       | 9/17/78  | 5   | 153  | 1  | 92t |
| Larry Fitzgerald  | Arizona       | 9/14/08  | 6   | 153  | 0  | 75  |
| Stefon Diggs      | Buffalo       | 9/20/20  | 8   | 153  | 1  | 47  |
| Julian Edelman    | New England   | 1/1/17   | 8   | 151  | 1  | 77t |
| * James Lofton    | Buffalo       | 1/12/91  | 7   | 149  | 1  | 44  |
| Jerry Rice        | San Francisco | 11/20/95 | 8   | 149  | 2  | 47t |
| Stanley Morgan    | New England   | 12/22/86 | 8   | 148  | 2  | 30t |



## OPPONENT OUTSTANDING PERFORMANCES

### GAMES OF 100+ RECEIVING YARDS

| PLAYER             | TEAM         | DATE     | NO. | YDS. | TD | LG  |
|--------------------|--------------|----------|-----|------|----|-----|
| Jarvis Landry      | Cleveland    | 11/24/19 | 10  | 148  | 2  | 37  |
| Randy Moss         | New England  | 11/8/09  | 6   | 147  | 1  | 71t |
| Santonio Holmes    | N.Y. Jets    | 9/23/12  | 9   | 147  | 0  | 38  |
| Marquise Brown     | Baltimore    | 9/8/19   | 4   | 147  | 2  | 83t |
| Marlin Briscoe     | Buffalo      | 10/18/70 | 7   | 145  | 2  | 46t |
| Raymond Butler     | Baltimore    | 9/27/81  | 4   | 145  | 2  | 67t |
| Keyshawn Johnson   | N.Y. Jets    | 12/12/99 | 11  | 144  | 2  | 27  |
| Marvin Harrison    | Indianapolis | 9/15/02  | 11  | 144  | 1  | 33  |
| Terrelle Pryor Sr. | Cleveland    | 9/25/16  | 8   | 144  | 0  | 40  |
| Mark Carrier       | Tampa Bay    | 10/30/88 | 9   | 142  | 0  | 47  |
| George Sauer       | N.Y. Jets    | 11/20/66 | 7   | 142  | 0  | –   |
| * Stephone Paige   | Kansas City  | 1/5/91   | 8   | 142  | 1  | 33  |
| Santana Moss       | N.Y. Jets    | 9/14/03  | 5   | 142  | 1  | 61  |
| Elijah Moore       | N.Y. Jets    | 11/21/21 | 8   | 141  | 1  | 62t |
| Tony Gonzalez      | Kansas City  | 9/29/02  | 7   | 140  | 3  | 42t |
| Anquan Boldin      | Arizona      | 9/14/08  | 6   | 140  | 3  | 79t |
| George Sauer       | N.Y. Jets    | 10/22/67 | 6   | 139  | 1  | 61t |
| Julian Edelman     | New England  | 12/15/13 | 13  | 139  | 1  | 24t |
| Wes Welker         | New England  | 10/21/07 | 9   | 138  | 2  | 36  |
| Wes Welker         | New England  | 12/24/11 | 12  | 138  | 0  | 42  |
| Antonio Brown      | Pittsburgh   | 12/8/13  | 5   | 138  | 1  | 56  |
| Jimmy Teal         | Seattle      | 10/4/87  | 9   | 137  | 0  | 32  |
| Joey Galloway      | Seattle      | 10/6/96  | 5   | 137  | 2  | 65t |
| John Brown         | Buffalo      | 11/17/19 | 9   | 137  | 2  | 40t |
| Alshon Jeffrey     | Philadelphia | 12/1/19  | 9   | 137  | 1  | 27  |
| A.J. Brown         | Philadelphia | 10/22/23 | 10  | 137  | 1  | 42  |
| Alfred Jenkins     | Atlanta      | 9/21/80  | 4   | 136  | 0  | 33  |
| Jeff Graham        | N.Y. Jets    | 9/15/96  | 5   | 136  | 1  | 78t |
| * Jimmy Smith      | Jacksonville | 1/15/00  | 5   | 136  | 2  | 70t |
| Travis Kelce       | Kansas City  | 12/13/20 | 8   | 136  | 1  | 32  |
| Ben Coates         | New England  | 11/3/96  | 5   | 135  | 2  | 84t |
| Gene Foster        | San Diego    | 10/2/66  | 6   | 134  | 2  | 63t |
| Jim Whalen         | Boston       | 10/15/67 | 6   | 134  | 3  | –   |
| Andre Reed         | Buffalo      | 10/13/96 | 10  | 134  | 0  | 49  |
| Brent Celek        | Philadelphia | 11/15/15 | 4   | 134  | 0  | 60  |
| Leonard Thompson   | Detroit      | 10/27/85 | 6   | 133  | 1  | 48  |
| Stephone Paige     | Kansas City  | 12/3/89  | 7   | 133  | 1  | 38t |
| Greg Jennings      | Green Bay    | 10/17/10 | 6   | 133  | 1  | 86t |
| Fred Biletnikoff   | Oakland      | 9/20/69  | 9   | 132  | 1  | 13t |
| Otis Taylor        | Kansas City  | 10/19/69 | 4   | 131  | 0  | 79  |
| J.J. Birden        | Kansas City  | 12/12/94 | 10  | 131  | 1  | 22t |
| Shawn Jefferson    | New England  | 11/23/98 | 6   | 131  | 1  | 38  |
| Troy Brown         | New England  | 10/19/03 | 6   | 131  | 1  | 82t |
| Chad Johnson       | Cincinnati   | 12/30/07 | 4   | 131  | 2  | 70t |
| Hines Ward         | Pittsburgh   | 10/24/10 | 7   | 131  | 1  | 43  |
| Danny Amendola     | New England  | 12/15/13 | 10  | 131  | 0  | 30  |
| Brandon Marshall   | N.Y. Jets    | 11/29/15 | 9   | 131  | 2  | 47  |
| Chris Burkett      | Buffalo      | 10/25/87 | 9   | 130  | 1  | 34  |
| Eric Moulds        | Buffalo      | 12/1/02  | 5   | 130  | 1  | 57t |
| * Rashee Rice      | Kansas City  | 1/13/24  | 8   | 130  | 1  | 39  |
| Randy Vataha       | New England  | 12/5/71  | 7   | 129  | 2  | 51t |
| * Steve Largent    | Seattle      | 12/29/84 | 6   | 128  | 1  | 56t |
| Matt Jones         | Jacksonville | 12/3/06  | 6   | 128  | 1  | 33  |
| A.J. Green         | Cincinnati   | 10/31/13 | 11  | 128  | 0  | 21  |
| Brandon Marshall   | N.Y. Jets    | 10/4/15  | 7   | 128  | 0  | 58  |
| Tyler Boyd         | Cincinnati   | 12/22/19 | 9   | 128  | 2  | 34t |
| Cris Collinsworth  | Cincinnati   | 11/28/83 | 8   | 127  | 0  | 48  |
| Jake Reed          | Minnesota    | 9/25/94  | 9   | 127  | 0  | 21  |
| Andre Reed         | Buffalo      | 12/16/96 | 6   | 127  | 1  | 67t |
| Nate Washington    | Houston      | 10/25/15 | 9   | 127  | 2  | 27t |
| Charlie Mitchell   | Denver       | 12/4/66  | 4   | 126  | 1  | 79t |
| Wesley Walker      | N.Y. Jets    | 11/26/78 | 6   | 126  | 1  | 42  |
| Roy Williams       | Detroit      | 11/23/06 | 6   | 126  | 0  | 41  |





## OPPONENT OUTSTANDING PERFORMANCES

### GAMES OF 100+ RECEIVING YARDS

| PLAYER             | TEAM         | DATE     | NO. | YDS. | TD | LG  |
|--------------------|--------------|----------|-----|------|----|-----|
| Jared Cook         | Oakland      | 11/5/17  | 8   | 126  | 0  | 35  |
| Lance Alworth      | San Diego    | 11/12/67 | 4   | 125  | 1  | 54t |
| Stanley Morgan     | New England  | 10/5/86  | 6   | 125  | 1  | 27t |
| Tim Brown          | Oakland      | 11/30/97 | 8   | 125  | 1  | 36  |
| Raghib Ismail      | Dallas       | 11/25/99 | 5   | 125  | 1  | 65t |
| Marvin Harrison    | Indianapolis | 12/5/99  | 8   | 125  | 0  | 36  |
| Randy Moss         | New England  | 11/23/08 | 8   | 125  | 3  | 29t |
| Emmanuel Sanders   | Denver       | 11/23/14 | 9   | 125  | 0  | 35  |
| Tyrell Williams    | San Diego    | 11/13/16 | 5   | 125  | 1  | 51t |
| T.Y. Hilton        | Indianapolis | 11/25/18 | 7   | 125  | 0  | 36  |
| Stanley Morgan     | New England  | 11/29/79 | 5   | 124  | 1  | 38t |
| Rob Moore          | N.Y. Jets    | 9/12/93  | 6   | 124  | 0  | 51  |
| Rob Moore          | N.Y. Jets    | 11/27/94 | 7   | 124  | 0  | 35  |
| T.Y. Hilton        | Indianapolis | 9/15/13  | 6   | 124  | 0  | 47  |
| * Antonio Brown    | Pittsburgh   | 1/8/17   | 5   | 124  | 2  | 62t |
| Will Fuller        | Houston      | 10/25/18 | 5   | 124  | 1  | 73t |
| Antonio Brown      | Tampa Bay    | 10/10/21 | 7   | 124  | 2  | 62t |
| Tee Higgins        | Cincinnati   | 9/29/22  | 7   | 124  | 1  | 59t |
| DeAndre Hopkins    | Tennessee    | 12/11/23 | 7   | 124  | 1  | 45  |
| Antonio Gates      | San Diego    | 12/11/05 | 13  | 123  | 1  | 25  |
| Christian Kirk     | Arizona      | 11/8/20  | 5   | 123  | 1  | 56t |
| Jim Whalen         | Boston       | 12/17/67 | 4   | 122  | 0  | 33  |
| * Fred Biletnikoff | Oakland      | 12/21/74 | 8   | 122  | 1  | 20  |
| Dokie Williams     | L.A. Raiders | 12/2/84  | 2   | 122  | 1  | 75t |
| Andre Reed         | Buffalo      | 9/11/88  | 8   | 122  | 0  | 21  |
| * Andre Reed       | Buffalo      | 1/12/91  | 4   | 122  | 2  | 43  |
| Randy Moss         | New England  | 10/21/07 | 4   | 122  | 2  | 50t |
| Don Maynard        | N.Y. Jets    | 10/1/67  | 10  | 121  | 0  | —   |
| Don Maynard        | N.Y. Jets    | 11/2/69  | 4   | 121  | 2  | 42t |
| Wayne Patrick      | Buffalo      | 10/18/70 | 6   | 121  | 0  | 48  |
| Joe Washington     | Baltimore    | 11/11/79 | 10  | 121  | 0  | 23  |
| Henry Ellard       | L.A. Rams    | 12/14/86 | 8   | 121  | 1  | 22  |
| Tony Martin        | San Diego    | 11/5/95  | 7   | 121  | 1  | 50t |
| Darrell Jackson    | Seattle      | 10/28/01 | 5   | 121  | 1  | 64  |
| Torrey Smith       | Baltimore    | 10/6/13  | 6   | 121  | 0  | 41  |
| George Sauer       | N.Y. Jets    | 10/1/67  | 10  | 120  | 0  | —   |
| Sammy White        | Minnesota    | 12/11/76 | 9   | 120  | 3  | 36t |
| Butch Woolfolk     | Houston      | 9/8/85   | 3   | 120  | 1  | 80t |
| Wes Welker         | New England  | 11/23/08 | 8   | 120  | 0  | 64  |
| Vincent Jackson    | San Diego    | 9/27/09  | 5   | 120  | 0  | 55  |
| Stefon Diggs       | Buffalo      | 10/1/23  | 6   | 120  | 3  | 55t |
| Lance Alworth      | San Diego    | 10/2/66  | 6   | 119  | 2  | —   |
| Eric Sievers       | San Diego    | 11/18/84 | 12  | 119  | 2  | 24  |
| Fred Biletnikoff   | Oakland      | 10/4/69  | 9   | 119  | 1  | 23  |
| Mike Jones         | New Orleans  | 12/7/86  | 6   | 119  | 0  | 34  |
| Andre Johnson      | Houston      | 9/9/12   | 8   | 119  | 1  | 29  |
| Tim Patrick        | Denver       | 11/22/20 | 5   | 119  | 0  | 61  |
| Vincent Brisby     | New England  | 11/12/95 | 6   | 118  | 1  | 47t |
| Andre Roberts      | Arizona      | 9/30/12  | 6   | 118  | 2  | 46t |
| CeeDee Lamb        | Dallas       | 12/24/23 | 6   | 118  | 1  | 49t |
| Richard Caster     | N.Y. Jets    | 10/7/74  | 3   | 117  | 1  | 89t |
| O.J. Simpson       | Buffalo      | 12/7/75  | 8   | 117  | 1  | 62t |
| Eric Sievers       | New England  | 12/10/89 | 6   | 117  | 0  | 41  |
| Carl Pickens       | Cincinnati   | 10/1/95  | 9   | 117  | 3  | 44t |
| Lee Evans          | Buffalo      | 12/4/05  | 5   | 117  | 3  | 56t |
| Sammy Watkins      | Buffalo      | 9/14/14  | 8   | 117  | 1  | 30  |
| Robby Anderson     | N.Y. Jets    | 12/8/19  | 7   | 117  | 1  | 39  |
| Paul Coffman       | Green Bay    | 10/28/79 | 5   | 116  | 1  | 78t |
| Jimmie Giles       | Tampa Bay    | 10/20/85 | 7   | 116  | 4  | 39t |
| Irving Fryar       | Philadelphia | 10/20/96 | 8   | 116  | 4  | 38t |
| Shawn Jefferson    | New England  | 10/25/98 | 4   | 116  | 0  | 54  |
| Lee Evans          | Buffalo      | 10/26/08 | 7   | 116  | 0  | 33  |
| Peyton Hillis      | Denver       | 11/2/08  | 7   | 116  | 1  | 47  |



## OPPONENT OUTSTANDING PERFORMANCES

### GAMES OF 100+ RECEIVING YARDS

| PLAYER            | TEAM          | DATE     | NO. | YDS. | TD | LG  |
|-------------------|---------------|----------|-----|------|----|-----|
| Mike Williams     | L.A. Chargers | 12/11/22 | 6   | 116  | 1  | 55  |
| Tony Hill         | Dallas        | 12/17/84 | 6   | 115  | 1  | 66t |
| Steve Breaston    | Kansas City   | 11/6/11  | 7   | 115  | 0  | 37  |
| Julio Jones       | Atlanta       | 9/22/13  | 9   | 115  | 0  | 28  |
| Adam Thielen      | Carolina      | 10/15/23 | 11  | 115  | 1  | 27  |
| Isaac Curtis      | Cincinnati    | 11/28/83 | 4   | 114  | 1  | 80t |
| Stanley Morgan    | New England   | 10/21/84 | 3   | 114  | 1  | 76t |
| Dennis Northcutt  | Cleveland     | 12/26/04 | 4   | 114  | 1  | 58t |
| Darren Sproles    | New Orleans   | 9/30/13  | 7   | 114  | 1  | 48  |
| Martellus Bennett | New England   | 9/18/16  | 5   | 114  | 1  | 37  |
| * Stefon Diggs    | Buffalo       | 1/15/23  | 7   | 114  | 0  | 52  |
| Otis Taylor       | Kansas City   | 11/13/66 | 4   | 113  | 1  | 89t |
| Otis Taylor       | Kansas City   | 9/28/68  | 3   | 113  | 1  | 44  |
| Eric Crabtree     | Cincinnati    | 9/14/69  | 3   | 113  | 2  | 69t |
| James Lofton      | L.A. Raiders  | 10/9/88  | 5   | 113  | 0  | 32  |
| Tim Brown         | Oakland       | 10/31/99 | 7   | 113  | 0  | 32  |
| Calvin Johnson    | Detroit       | 11/9/14  | 7   | 113  | 1  | 49t |
| Rob Gronkowski    | New England   | 10/29/15 | 6   | 113  | 1  | 47t |
| Mike Evans        | Tampa Bay     | 10/10/21 | 6   | 113  | 2  | 34t |
| * Gabe Davis      | Buffalo       | 1/15/23  | 6   | 113  | 1  | 33  |
| Jim Colclough     | Boston        | 12/17/67 | 3   | 112  | 0  | 52  |
| * Mike Barber     | Houston       | 12/24/78 | 4   | 112  | 0  | 55  |
| Wesley Walker     | N.Y. Jets     | 10/4/81  | 8   | 112  | 2  | 46  |
| Will Moore        | New England   | 9/10/95  | 8   | 112  | 0  | 33  |
| Terry Glenn       | New England   | 11/3/96  | 10  | 112  | 0  | 20  |
| A.J. Green        | Cincinnati    | 10/7/18  | 6   | 112  | 0  | 23  |
| Darren Waller     | Las Vegas     | 12/26/20 | 5   | 112  | 0  | 33  |
| Wayne Patrick     | Buffalo       | 10/18/70 | 6   | 111  | 0  | 48  |
| Roy Jefferson     | Washington    | 10/13/74 | 7   | 111  | 1  | 37t |
| John Holland      | Buffalo       | 9/13/76  | 2   | 111  | 2  | 58t |
| * John Stallworth | Pittsburgh    | 1/6/85   | 4   | 111  | 2  | 65t |
| Kevin House       | Tampa Bay     | 10/20/85 | 4   | 111  | 0  | 57  |
| Al Toon           | N.Y. Jets     | 9/21/86  | 7   | 111  | 0  | 31  |
| Torry Holt        | St. Louis     | 9/30/01  | 4   | 111  | 1  | 45t |
| Sterling Shepard  | N.Y. Giants   | 12/15/19 | 9   | 111  | 0  | 24  |
| Jakobi Meyers     | New England   | 12/20/20 | 7   | 111  | 0  | 35  |
| * Ed Podolak      | Kansas City   | 12/25/71 | 8   | 110  | 1  | 29  |
| Anthony Miller    | San Diego     | 12/27/93 | 7   | 110  | 2  | 41t |
| Randy Moss        | Minnesota     | 12/21/02 | 7   | 110  | 0  | 60  |
| Jeremy Shockey    | N.Y. Giants   | 10/5/03  | 11  | 110  | 0  | 20  |
| Lee Evans         | Buffalo       | 12/5/04  | 4   | 110  | 2  | 69t |
| Taylor Gabriel    | Chicago       | 10/14/18 | 5   | 110  | 0  | 54  |
| Cooper Kupp       | L.A. Rams     | 11/1/20  | 11  | 110  | 0  | 22  |
| Cole Beasley      | Buffalo       | 10/31/21 | 10  | 110  | 0  | 20  |
| Emerson Boozer    | N.Y. Jets     | 10/1/67  | 5   | 109  | 2  | -   |
| Richie Anderson   | N.Y. Jets     | 10/23/00 | 12  | 109  | 0  | 19  |
| Golden Tate       | Detroit       | 11/9/14  | 10  | 109  | 0  | 28  |
| Tyreek Hill       | Kansas City   | 12/24/17 | 6   | 109  | 0  | 52  |
| Wesley Walker     | N.Y. Jets     | 9/3/78   | 4   | 108  | 2  | 47t |
| * Charlie Joiner  | San Diego     | 1/2/82   | 7   | 108  | 0  | 39  |
| Art Monk          | N.Y. Jets     | 11/27/94 | 5   | 108  | 0  | 69  |
| * Steve Tasker    | Buffalo       | 12/30/95 | 5   | 108  | 1  | 37t |
| Dedric Ward       | N.Y. Jets     | 11/9/97  | 6   | 108  | 0  | 33  |
| Leon Washington   | N.Y. Jets     | 12/25/06 | 4   | 108  | 0  | 64  |
| Jacoby Ford       | Oakland       | 11/28/10 | 4   | 108  | 1  | 52  |
| Vincent Jackson   | San Diego     | 10/2/11  | 3   | 108  | 1  | 55t |
| Donnie Avery      | Indianapolis  | 11/4/12  | 5   | 108  | 0  | 48  |
| Jordan Cameron    | Cleveland     | 9/8/13   | 9   | 108  | 1  | 22  |
| Mark Andrews      | Baltimore     | 9/8/19   | 8   | 108  | 1  | 39  |
| Rashod Bateman    | at Baltimore  | 9/18/22  | 4   | 108  | 1  | 75t |
| Jack Snow         | L.A. Rams     | 10/31/71 | 5   | 107  | 1  | 51t |
| Jordy Nelson      | Green Bay     | 10/12/14 | 9   | 107  | 1  | 22  |
| Javorius Allen    | Baltimore     | 12/6/15  | 12  | 107  | 1  | 41t |



## OPPONENT OUTSTANDING PERFORMANCES

### GAMES OF 100+ RECEIVING YARDS

| PLAYER              | TEAM            | DATE     | NO. | YDS. | TD | LG  |
|---------------------|-----------------|----------|-----|------|----|-----|
| Rob Gronkowski      | New England     | 12/9/18  | 8   | 107  | 1  | 17  |
| Gabriel Davis       | Buffalo         | 1/3/21   | 2   | 107  | 1  | 56t |
| Justin Jefferson    | Minnesota       | 10/16/22 | 6   | 107  | 0  | 47  |
| Warren Wells        | Oakland         | 9/21/68  | 3   | 106  | 1  | 73t |
| Raymond Chester     | Baltimore       | 10/10/76 | 5   | 106  | 0  | 48  |
| Frank Lewis         | Buffalo         | 10/12/81 | 5   | 106  | 0  | 30  |
| Tony Hill           | Dallas          | 10/25/81 | 5   | 106  | 0  | 38  |
| * Wes Chandler      | San Diego       | 1/2/82   | 6   | 106  | 0  | 47  |
| Andre Reed          | Buffalo         | 12/4/94  | 3   | 106  | 2  | 83t |
| Warrick Dunn        | Tampa Bay       | 9/21/97  | 6   | 106  | 1  | 58t |
| Laveranues Coles    | N.Y. Jets       | 10/15/06 | 5   | 106  | 2  | 58t |
| Leonard Hankerson   | Washington      | 11/13/11 | 8   | 106  | 0  | 22  |
| D.K. Metcalf        | Seattle         | 10/4/20  | 4   | 106  | 0  | 37  |
| Zay Flowers         | Baltimore       | 12/31/23 | 3   | 106  | 1  | 75t |
| Bake Turner         | N.Y. Jets       | 12/14/69 | 4   | 105  | 2  | 34t |
| Harold Jackson      | New England     | 11/29/79 | 5   | 105  | 1  | 33  |
| Eddie Brown         | Cincinnati      | 11/8/87  | 8   | 105  | 0  | 32  |
| Jermaine Lewis      | Baltimore       | 10/19/97 | 6   | 105  | 0  | 28  |
| Wayne Chrebet       | N.Y. Jets       | 12/13/98 | 5   | 105  | 1  | 52  |
| Tony Martin         | Atlanta         | 12/27/98 | 3   | 105  | 1  | 53  |
| Ed McCaffrey        | Denver          | 9/13/99  | 6   | 105  | 3  | 61t |
| Jeremy Shockey      | New Orleans     | 10/25/09 | 4   | 105  | 0  | 66  |
| Khalil Shakir       | Buffalo         | 1/7/24   | 6   | 105  | 0  | 46  |
| Art Powell          | Oakland         | 9/2/66   | 8   | 104  | 1  | 17t |
| * Elmo Wright       | Kansas City     | 12/25/71 | 3   | 104  | 0  | 63  |
| Derrick Gaffney     | N.Y. Jets       | 9/30/79  | 4   | 104  | 0  | 43  |
| Wayne Chrebet       | N.Y. Jets       | 10/12/97 | 5   | 104  | 1  | 70  |
| Tim Brown           | Oakland         | 12/6/98  | 9   | 104  | 2  | 27  |
| Wayne Chrebet       | N.Y. Jets       | 10/23/00 | 6   | 104  | 2  | 28  |
| Mark Andrews        | at Baltimore    | 9/18/22  | 9   | 104  | 1  | 25  |
| Gary Garrison       | San Diego       | 10/11/69 | 4   | 103  | 2  | 40t |
| * Ken Burrough      | Houston         | 12/24/78 | 6   | 103  | 0  | 53  |
| Thurman Thomas      | Buffalo         | 9/1/91   | 8   | 103  | 1  | 50t |
| * Kimble Anders     | Kansas City     | 12/31/94 | 6   | 103  | 1  | 57t |
| Aaron Hernandez     | New England     | 9/12/11  | 7   | 103  | 1  | 30  |
| Wes Welker          | New England     | 12/2/12  | 12  | 103  | 1  | 14  |
| JuJu Smith-Schuster | Pittsburgh      | 10/28/19 | 5   | 103  | 1  | 34  |
| DJ Moore            | Carolina        | 11/28/21 | 4   | 103  | 0  | 64  |
| Marvin Harrison     | Indianapolis    | 9/6/98   | 5   | 102  | 1  | 42  |
| Troy Brown          | New England     | 12/24/00 | 8   | 102  | 0  | 22  |
| David Patten        | New England     | 10/6/02  | 5   | 102  | 2  | 34t |
| Doug Jolley         | N.Y. Jets       | 12/18/05 | 9   | 102  | 1  | 60t |
| Jamaal Charles      | Kansas City     | 12/21/08 | 3   | 102  | 0  | 75  |
| Kellen Winslow      | Tampa Bay       | 11/15/09 | 7   | 102  | 0  | 37  |
| Rob Gronkowski      | New England     | 1/2/11   | 6   | 102  | 1  | 28  |
| T.Y. Hilton         | Indianapolis    | 11/4/12  | 6   | 102  | 1  | 36t |
| Elbert Dubenion     | Buffalo         | 9/18/66  | 5   | 101  | 0  | 26  |
| Jerry LeVias        | Houston         | 11/23/69 | 4   | 101  | 1  | —   |
| Andre Rison         | Atlanta         | 10/11/92 | 7   | 101  | 1  | 22t |
| Heath Miller        | Pittsburgh      | 9/7/06   | 3   | 101  | 1  | 87t |
| Andre Johnson       | Houston         | 10/1/06  | 9   | 101  | 1  | 30  |
| Cecil Shorts        | Jacksonville    | 12/16/12 | 6   | 101  | 0  | 30  |
| Richard Caster      | N.Y. Jets       | 11/24/74 | 6   | 100  | 2  | 45t |
| Al Toon             | N.Y. Jets       | 12/7/87  | 5   | 100  | 1  | 44t |
| Lawrence Dawsey     | Tampa Bay       | 12/1/91  | 8   | 100  | 1  | 17t |
| Curtis Conway       | Chicago         | 10/27/97 | 6   | 100  | 0  | 54  |
| Ken Dilger          | Indianapolis    | 12/14/97 | 5   | 100  | 3  | 43  |
| Ben Watson          | Cleveland       | 12/5/10  | 10  | 100  | 1  | 22  |
| Jimmy Graham        | New Orleans     | 9/30/13  | 4   | 100  | 2  | 43t |
| Keenan Allen        | L.A. Chargers   | 9/17/17  | 9   | 100  | 0  | 24  |
| Terry McLaurin      | Washington      | 10/13/19 | 4   | 100  | 2  | 33t |
| Marvin Jones        | at Jacksonville | 10/17/21 | 7   | 100  | 1  | 28  |
| Breece Hall         | at N.Y. Jets    | 10/9/22  | 2   | 100  | 0  | 79  |



## OPPONENT OUTSTANDING PERFORMANCES

### GAMES OF 100+ RUSHING YARDS

| PLAYER           | TEAM         | DATE     | NO. | YDS. | TD | LG  |
|------------------|--------------|----------|-----|------|----|-----|
| O.J. Simpson     | Buffalo      | 12/5/76  | 24  | 203  | 1  | 75t |
| Rueben Mayes     | New Orleans  | 12/7/86  | 28  | 203  | 2  | 34t |
| Earl Campbell    | Houston      | 11/20/78 | 28  | 199  | 4  | 81t |
| * Terrell Davis  | Denver       | 1/9/99   | 21  | 199  | 2  | 62  |
| Justin Fargas    | Oakland      | 9/30/07  | 22  | 179  | 0  | 48  |
| Justin Fields    | Chicago      | 11/6/22  | 15  | 178  | 1  | 61t |
| Freeman McNeil   | N.Y. Jets    | 10/14/85 | 28  | 173  | 0  | 20  |
| Ricky Watters    | Philadelphia | 10/20/96 | 25  | 173  | 1  | 49t |
| Gerald Riggs     | Atlanta      | 11/30/86 | 33  | 172  | 1  | 31  |
| Eric Dickerson   | Indianapolis | 12/4/88  | 31  | 169  | 1  | 19  |
| Jamal Lewis      | Baltimore    | 1/2/05   | 34  | 167  | 1  | 20  |
| C.J. Anderson    | Denver       | 11/23/14 | 27  | 167  | 1  | 26  |
| * Le'Veon Bell   | Pittsburgh   | 1/8/17   | 29  | 167  | 2  | 26  |
| ** John Riggins  | Washington   | 1/30/83  | 38  | 166  | 1  | 43t |
| Reuben Droughns  | Cleveland    | 11/20/05 | 30  | 166  | 1  | 75t |
| Chris Ivory      | N.Y. Jets    | 10/4/15  | 29  | 166  | 1  | 24  |
| Thurman Thomas   | Buffalo      | 9/1/91   | 25  | 165  | 1  | 20  |
| Jim Nance        | Boston       | 12/17/67 | 24  | 164  | 2  | 29  |
| William Andrews  | Atlanta      | 12/10/83 | 21  | 161  | 1  | 24t |
| * Earnest Byner  | Cleveland    | 1/4/86   | 16  | 161  | 2  | 66t |
| Hoyle Granger    | Houston      | 12/23/67 | 21  | 160  | 1  | 23  |
| Wayne Wilson     | New Orleans  | 10/2/83  | 34  | 160  | 0  | 12  |
| * Thurman Thomas | Buffalo      | 12/30/95 | 25  | 158  | 1  | 32  |
| Kerryon Johnson  | Detroit      | 10/21/18 | 19  | 158  | 0  | 71  |
| Don Woods        | San Diego    | 9/29/74  | 18  | 157  | 2  | 56t |
| Earnest Byner    | Washington   | 12/2/90  | 32  | 157  | 3  | 21  |
| Antowain Smith   | New England  | 12/22/01 | 26  | 156  | 1  | 44  |
| Laurence Maroney | New England  | 12/23/07 | 14  | 156  | 1  | 59t |
| Marcus Allen     | L.A. Raiders | 12/2/84  | 20  | 155  | 3  | 52t |
| Eric Dickerson   | Indianapolis | 11/15/87 | 30  | 154  | 1  | 13  |
| Thurman Thomas   | Buffalo      | 12/23/90 | 30  | 154  | 1  | 13t |
| Christian Okoye  | Kansas City  | 10/13/91 | 23  | 153  | 2  | 38t |
| Dick Post        | San Diego    | 11/3/68  | 21  | 151  | 0  | 24  |
| Travis Henry     | Buffalo      | 12/1/02  | 35  | 151  | 1  | 13  |
| Thurman Thomas   | Buffalo      | 10/29/89 | 27  | 148  | 1  | 30t |
| Christian Okoye  | Kansas City  | 12/3/89  | 32  | 148  | 1  | 13  |
| Thurman Thomas   | Buffalo      | 12/17/95 | 35  | 148  | 1  | 15  |
| Brian Westbrook  | Philadelphia | 11/18/07 | 32  | 148  | 0  | 36  |
| Adrian Peterson  | Minnesota    | 9/19/10  | 28  | 145  | 1  | 23  |
| Aaron Jones      | Green Bay    | 11/11/18 | 15  | 145  | 2  | 67  |
| James Conner     | Pittsburgh   | 10/28/19 | 23  | 145  | 1  | 25  |
| Barry Sanders    | Detroit      | 9/15/91  | 32  | 143  | 0  | 14  |
| Lee Suggs        | Cleveland    | 12/26/04 | 38  | 143  | 0  | 13  |
| Lydell Mitchell  | Baltimore    | 10/9/77  | 17  | 142  | 1  | 64t |
| Curtis Martin    | New England  | 11/12/95 | 30  | 142  | 2  | 23  |
| Woody Campbell   | Houston      | 12/3/67  | 18  | 141  | 1  | 42  |
| * Natrone Means  | San Diego    | 1/8/95   | 24  | 139  | 1  | 24t |
| Earl Campbell    | Houston      | 12/4/83  | 28  | 138  | 1  | 35t |
| Edgerrin James   | Indianapolis | 9/15/02  | 30  | 138  | 0  | 13  |
| C.J. Spiller     | Buffalo      | 12/23/12 | 22  | 138  | 0  | 62  |
| Barry Sanders    | Detroit      | 12/7/97  | 30  | 137  | 1  | 19  |
| Dalvin Cook      | Minnesota    | 12/16/18 | 19  | 136  | 2  | 26  |
| Thurman Thomas   | Buffalo      | 11/18/91 | 23  | 135  | 1  | 30  |
| * Fred Taylor    | Jacksonville | 1/15/00  | 18  | 135  | 1  | 90t |
| Josh Allen       | Buffalo      | 12/2/18  | 9   | 135  | 0  | 28  |
| Paul Robinson    | Cincinnati   | 11/17/68 | 22  | 134  | 3  | 54t |
| Jim Nance        | Boston       | 11/27/66 | 23  | 133  | 1  | 27t |
| Lamar Miller     | Houston      | 10/25/18 | 18  | 133  | 1  | 58  |
| Freeman McNeil   | N.Y. Jets    | 11/4/84  | 20  | 132  | 1  | 52  |
| Johnny Hector    | N.Y. Jets    | 12/22/91 | 13  | 132  | 0  | 47  |
| Travis Henry     | Buffalo      | 10/20/02 | 22  | 132  | 0  | 34  |
| Knile Davis      | Kansas City  | 9/21/14  | 32  | 132  | 1  | 21t |
| D'Onta Foreman   | Tennessee    | 1/2/22   | 26  | 132  | 1  | 35  |
| Mike Garrett     | Kansas City  | 9/24/67  | 20  | 131  | 0  | 28  |
| Brandon Jacobs   | N.Y. Giants  | 10/28/07 | 23  | 131  | 0  | 15  |



## OPPONENT OUTSTANDING PERFORMANCES

### GAMES OF 100+ RUSHING YARDS

| PLAYER            | TEAM          | DATE     | NO. | YDS. | TD | LG  |
|-------------------|---------------|----------|-----|------|----|-----|
| Edgerrin James    | Indianapolis  | 12/5/99  | 23  | 130  | 2  | 41t |
| Darren McFadden   | Dallas        | 11/22/15 | 29  | 129  | 0  | 35  |
| LeSean McCoy      | Buffalo       | 12/24/16 | 24  | 128  | 1  | 19t |
| Michael Pittman   | Tampa Bay     | 10/16/05 | 15  | 127  | 1  | 57t |
| Ryan Mathews      | San Diego     | 11/17/13 | 19  | 127  | 0  | 51  |
| Joe Washington    | Baltimore     | 10/29/78 | 20  | 126  | 0  | 29  |
| Floyd Little      | Denver        | 10/27/68 | 25  | 126  | 1  | 19  |
| Antowain Smith    | Buffalo       | 11/14/99 | 29  | 126  | 0  | 24  |
| Chris Johnson     | Tennessee     | 11/11/12 | 23  | 126  | 1  | 21  |
| Eric Dickerson    | Indianapolis  | 9/25/88  | 30  | 125  | 0  | 9   |
| Thurman Thomas    | Buffalo       | 10/9/94  | 31  | 125  | 2  | 26t |
| Ezekiel Elliott   | Dallas        | 9/22/19  | 19  | 125  | 0  | 18  |
| Earnest Jackson   | San Diego     | 11/18/84 | 28  | 124  | 0  | 16  |
| Eric Dickerson    | L.A. Rams     | 12/14/86 | 28  | 124  | 1  | 25  |
| Robert Holmes     | Kansas City   | 9/28/68  | 13  | 123  | 1  | 76t |
| Neal Anderson     | Chicago       | 9/4/88   | 24  | 123  | 2  | 15  |
| Scott Lockwood    | New England   | 12/27/92 | 30  | 123  | 0  | 23  |
| Tatum Bell        | Denver        | 12/12/04 | 17  | 123  | 2  | 29  |
| LeGarrette Blount | New England   | 9/18/16  | 29  | 123  | 1  | 26  |
| Tony Dorsett      | Dallas        | 10/25/81 | 24  | 122  | 0  | 18  |
| DeAngelo Williams | Carolina      | 11/19/09 | 13  | 122  | 0  | 50  |
| Walter Payton     | Chicago       | 12/2/85  | 23  | 121  | 0  | 15  |
| Larry Kinnebrew   | Buffalo       | 10/29/89 | 21  | 121  | 1  | 25  |
| Dorsey Levens     | Green Bay     | 9/14/97  | 21  | 121  | 0  | 23  |
| Corey Dillon      | New England   | 12/20/04 | 26  | 121  | 1  | 20  |
| Alfred Morris     | Washington    | 9/13/15  | 25  | 121  | 0  | 14  |
| DeMarco Murray    | Tennessee     | 10/9/16  | 27  | 121  | 0  | 14  |
| O.J. Simpson      | Buffalo       | 11/18/73 | 20  | 120  | 0  | 28  |
| Earl Campbell     | Houston       | 11/5/79  | 32  | 120  | 0  | 11  |
| * Chuck Muncie    | San Diego     | 1/2/82   | 24  | 120  | 1  | 19  |
| Curtis Martin     | N.Y. Jets     | 10/14/01 | 22  | 120  | 1  | 27t |
| Jim Braxton       | Buffalo       | 11/18/73 | 17  | 119  | 0  | 36  |
| Craig James       | New England   | 11/3/85  | 23  | 119  | 0  | 14  |
| Ronnie Harmon     | Buffalo       | 11/29/87 | 23  | 119  | 0  | 19  |
| Jerome Bettis     | Pittsburgh    | 11/25/96 | 27  | 119  | 0  | 14  |
| Lamar Jackson     | at Baltimore  | 9/18/22  | 9   | 119  | 1  | 79t |
| Natrone Means     | San Diego     | 12/27/93 | 18  | 118  | 3  | 65t |
| Edgerrin James    | Indianapolis  | 11/26/00 | 26  | 118  | 0  | 13  |
| Ahman Green       | Green Bay     | 10/22/06 | 18  | 118  | 1  | 70t |
| Adrian Peterson   | Washington    | 10/13/19 | 23  | 118  | 0  | 25  |
| Warren Williams   | Pittsburgh    | 12/18/88 | 16  | 117  | 0  | 33  |
| * Thurman Thomas  | Buffalo       | 1/12/91  | 32  | 117  | 2  | 14  |
| Chris Johnson     | Tennessee     | 11/14/10 | 17  | 117  | 1  | 30  |
| Austin Ekeler     | L.A. Chargers | 9/10/23  | 16  | 117  | 1  | 55  |
| Franco Harris     | Pittsburgh    | 11/30/80 | 28  | 116  | 1  | 9t  |
| Freeman McNeil    | N.Y. Jets     | 9/12/82  | 13  | 116  | 0  | 48  |
| Freeman McNeil    | N.Y. Jets     | 11/26/84 | 24  | 116  | 0  | 39  |
| Curtis Martin     | N.Y. Jets     | 11/1/04  | 19  | 115  | 1  | 25t |
| Lamont Jordan     | N.Y. Jets     | 11/1/04  | 14  | 115  | 1  | 25t |
| Willie Parker     | Pittsburgh    | 9/7/06   | 29  | 115  | 0  | 32  |
| Fred Jackson      | Buffalo       | 12/9/07  | 15  | 115  | 0  | 27  |
| Emerson Boozer    | N.Y. Jets     | 12/13/70 | 18  | 114  | 0  | 21  |
| Curtis Brown      | Buffalo       | 11/12/78 | 11  | 114  | 1  | 58t |
| James Jones       | Detroit       | 10/27/85 | 36  | 114  | 1  | 8   |
| Jim Nance         | Boston        | 10/15/67 | 20  | 113  | 0  | 19  |
| Mel Owens         | Detroit       | 12/15/73 | 27  | 113  | 1  | 10  |
| Horace Ivory      | New England   | 10/22/78 | 15  | 113  | 2  | 28  |
| * Curt Warner     | Seattle       | 12/31/83 | 29  | 113  | 2  | 18  |
| Terry Allen       | Minnesota     | 9/25/94  | 15  | 113  | 1  | 45  |
| Colin Kaepernick  | San Francisco | 11/27/16 | 10  | 113  | 0  | 30  |
| Alex Collins      | Baltimore     | 10/26/17 | 18  | 113  | 0  | 19  |
| Edgerrin James    | Indianapolis  | 12/17/00 | 32  | 112  | 0  | 15  |
| LeSean McCoy      | Buffalo       | 11/8/15  | 16  | 112  | 1  | 48t |
| Dion Lewis        | New England   | 11/26/17 | 15  | 112  | 0  | 25  |
| Sony Michel       | New England   | 9/30/18  | 25  | 112  | 1  | 23  |



## OPPONENT OUTSTANDING PERFORMANCES

### GAMES OF 100+ RUSHING YARDS

| PLAYER             | TEAM          | DATE     | NO. | YDS. | TD | LG  |
|--------------------|---------------|----------|-----|------|----|-----|
| Saquon Barkley     | N.Y. Giants   | 12/15/19 | 24  | 112  | 2  | 12  |
| Hoyle Granger      | Houston       | 12/3/67  | 25  | 111  | 1  | 13  |
| Jim Nance          | Boston        | 12/8/68  | 19  | 111  | 1  | 30t |
| Wilbert Montgomery | Philadelphia  | 9/24/78  | 25  | 111  | 0  | 12  |
| Willis McGahee     | Buffalo       | 10/17/04 | 26  | 111  | 0  | 31  |
| Peyton Barber      | Las Vegas     | 9/26/21  | 23  | 111  | 1  | 27t |
| Franco Harris      | Pittsburgh    | 11/14/76 | 22  | 110  | 1  | 26  |
| Rocky Bleier       | Pittsburgh    | 11/14/76 | 20  | 110  | 0  | 13  |
| Eric Dickerson     | Indianapolis  | 12/30/90 | 20  | 110  | 0  | 16  |
| Corey Dillon       | Cincinnati    | 10/1/00  | 22  | 110  | 0  | 19  |
| Curtis Martin      | N.Y. Jets     | 10/3/04  | 24  | 110  | 1  | 13  |
| Thomas Jones       | N.Y. Jets     | 9/23/07  | 25  | 110  | 0  | 12  |
| Karlos Williams    | Buffalo       | 9/27/15  | 12  | 110  | 1  | 41t |
| Karlos Williams    | Buffalo       | 11/8/15  | 9   | 110  | 2  | 38t |
| Jonathan Stewart   | Carolina      | 11/13/17 | 17  | 110  | 0  | 18  |
| Jim Nance          | Boston        | 11/9/69  | 17  | 109  | 0  | 23  |
| Stump Mitchell     | St. Louis     | 9/30/84  | 20  | 109  | 2  | 19  |
| * Terry Allen      | Baltimore     | 1/13/02  | 25  | 109  | 1  | 13  |
| Joe Cribbs         | Buffalo       | 12/27/82 | 19  | 108  | 1  | 62t |
| Curtis Martin      | N.Y. Jets     | 10/4/98  | 36  | 108  | 1  | 15  |
| Larry Johnson      | Kansas City   | 12/21/08 | 12  | 108  | 1  | 33  |
| Denard Robinson    | Jacksonville  | 10/26/14 | 18  | 108  | 0  | 41  |
| Freeman McNeil     | N.Y. Jets     | 11/10/85 | 26  | 107  | 0  | 13  |
| Eric Dickerson     | Indianapolis  | 12/17/89 | 21  | 107  | 2  | 17  |
| * Edgerrin James   | Indianapolis  | 12/30/00 | 21  | 107  | 0  | 34  |
| Marshawn Lynch     | Buffalo       | 12/9/07  | 23  | 107  | 0  | 11  |
| Mark Ingram II     | Baltimore     | 9/8/19   | 14  | 107  | 2  | 49  |
| Lydell Mitchell    | Baltimore     | 11/23/75 | 26  | 106  | 1  | 32t |
| Sam Cunningham     | New England   | 9/19/76  | 21  | 106  | 0  | 15  |
| Eddie George       | Tennessee     | 9/7/97   | 23  | 106  | 1  | 13t |
| Raymont Harris     | Chicago       | 10/27/97 | 25  | 106  | 1  | 9   |
| Nick Chubb         | Cleveland     | 11/24/19 | 21  | 106  | 1  | 17  |
| Kyler Murray       | Arizona       | 11/8/20  | 11  | 106  | 1  | 28  |
| Franco Harris      | Pittsburgh    | 12/3/73  | 15  | 105  | 1  | 21t |
| Marcus Allen       | L.A. Raiders  | 9/19/83  | 22  | 105  | 0  | 15  |
| * Craig James      | New England   | 1/12/86  | 22  | 105  | 0  | 21  |
| Willis McGahee     | Baltimore     | 10/19/08 | 19  | 105  | 1  | 17  |
| Fred Jackson       | Buffalo Bills | 12/22/13 | 18  | 105  | 1  | 14  |
| Chris Johnson      | N.Y. Jets     | 12/1/14  | 17  | 105  | 0  | 47  |
| Lydell Mitchell    | Baltimore     | 12/9/73  | 35  | 104  | 0  | 9   |
| John Stephens      | New England   | 11/6/88  | 25  | 104  | 1  | 13t |
| Rod Bernstine      | San Diego     | 12/15/91 | 13  | 104  | 3  | 63t |
| Willis McGahee     | Baltimore     | 12/16/07 | 29  | 104  | 0  | 19  |
| Chris Johnson      | Tennessee     | 12/20/09 | 29  | 104  | 0  | 14  |
| Sammy Winder       | Denver        | 9/29/85  | 20  | 103  | 2  | 19  |
| Brad Baxter        | N.Y. Jets     | 11/1/92  | 20  | 103  | 0  | 28  |
| Jamal Anderson     | Atlanta       | 12/27/98 | 18  | 103  | 1  | 36t |
| Emmitt Smith       | Dallas        | 11/25/99 | 31  | 103  | 0  | 28  |
| Garrison Hearst    | San Francisco | 12/16/01 | 26  | 103  | 0  | 23  |
| Ben Tate           | Houston       | 9/18/11  | 23  | 103  | 0  | 16  |
| Tony Pollard       | Dallas        | 9/22/19  | 13  | 103  | 1  | 28  |
| Jonathan Taylor    | Indianapolis  | 10/3/21  | 16  | 103  | 1  | 38  |
| Thomas Jones       | N.Y. Jets     | 11/1/09  | 27  | 102  | 0  | 11  |
| Eric Dickerson     | L.A. Rams     | 10/30/83 | 14  | 101  | 1  | 40  |
| Duce Staley        | Pittsburgh    | 9/26/04  | 22  | 101  | 0  | 38  |
| Thomas Jones       | N.Y. Jets     | 9/7/08   | 22  | 101  | 1  | 14  |
| * Wendell Hayes    | Kansas City   | 12/25/71 | 22  | 100  | 0  | 22  |
| Mark van Eeghen    | New England   | 12/12/82 | 22  | 100  | 0  | 11  |
| Chris Brown        | Tennessee     | 9/11/04  | 16  | 100  | 0  | 52  |
| Damien Harris      | New England   | 9/12/21  | 23  | 100  | 0  | 35  |

\* Playoff game

\*\* Super Bowl



## DOLPHINS LARGEST COMEBACKS

| DOLPHINS     |               |             |          |              |
|--------------|---------------|-------------|----------|--------------|
| MARGIN       | SCORE/QUARTER | FINAL SCORE | DATE     | OPPONENT     |
| 1. 24 points | 0-24 (2nd)    | 34-27       | 12/15/74 | NEW ENGLAND  |
| 2. 21 points | 0-21 (2nd)    | 24-23       | 12/4/05  | BUFFALO      |
| 21 points    | 14-35 (4th)   | 42-38       | 9/18/22  | at Baltimore |
| 3. 18 points | 3-21 (2nd)    | 24-21       | 11/14/71 | PITTSBURGH   |
| 18 points    | 3-21 (2nd)    | 24-21       | 1/4/86   | CLEVELAND*   |
| 18 points    | 6-24 (3rd)    | 28-24       | 11/27/94 | at N.Y. Jets |
| 6. 17 points | 0-17 (3rd)    | 21-17       | 11/10/68 | at Buffalo   |
| 17 points    | 3-20 (2nd)    | 31-23       | 11/12/89 | at N.Y. Jets |
| 17 points    | 0-17 (2nd)    | 28-20       | 10/29/00 | GREEN BAY    |
| 17 points    | 0-17 (3rd)    | 20-17       | 10/15/17 | at Atlanta   |

NOTE: Miami's largest fourth-quarter comeback was from a 21-point deficit (14-35 to 42-38) against Baltimore on September 18, 2022.

| OPPONENTS    |               |             |          |                |
|--------------|---------------|-------------|----------|----------------|
| MARGIN       | SCORE/QUARTER | FINAL SCORE | DATE     | OPPONENT       |
| 1. 23 points | 7-30 (4th)    | 40-37 (OT)  | 10/23/00 | at N.Y. Jets   |
| 2. 21 points | 0-21 (2nd)    | 34-31 (OT)  | 10/25/87 | BUFFALO        |
| 21 points    | 3-24 (3rd)    | 27-24 (OT)  | 10/8/95  | INDIANAPOLIS   |
| 21 points    | 3-24 (2nd)    | 46-34       | 10/25/09 | NEW ORLEANS    |
| 5. 18 points | 10-28 (2nd)   | 45-28       | 10/9/77  | at Baltimore   |
| 6. 17 points | 0-17 (3rd)    | 21-17       | 10/14/01 | at N.Y. Jets   |
| 17 points    | 0-17 (3rd)    | 27-24       | 12/14/11 | at New England |
| 17 points    | 0-17 (3rd)    | 27-17       | 10/7/18  | at Cincinnati  |

\* Playoff Game

## DOLPHINS 10 LARGEST MARGINS

| ...OF VICTORY |       |          |              |  |
|---------------|-------|----------|--------------|--|
| MARGIN        | SCORE | DATE     | OPPONENT     |  |
| 1. 52 points  | 52-0  | 11/12/72 | NEW ENGLAND  |  |
| 2. 50 points  | 70-20 | 9/24/23  | DENVER       |  |
| 3. 44 points  | 44-0  | 11/11/73 | BALTIMORE    |  |
| 4. 43 points  | 43-0  | 10/19/75 | at N.Y. Jets |  |
| 5. 42 points  | 42-0  | 9/10/78  | at Baltimore |  |
| 42 points     | 45-3  | 11/24/86 | N.Y. JETS    |  |
| 42 points     | 42-0  | 10/11/87 | KANSAS CITY  |  |
| 8. 41 points  | 55-14 | 11/24/77 | at St. Louis |  |
| 9. 38 points  | 45-7  | 12/20/70 | BUFFALO      |  |
| 38 points     | 41-3  | 10/17/71 | NEW ENGLAND  |  |
| 38 points     | 52-14 | 9/3/95   | N.Y. JETS    |  |

| ...OF DEFEAT |       |          |                  |  |
|--------------|-------|----------|------------------|--|
| MARGIN       | SCORE | DATE     | OPPONENT         |  |
| 1. 55 points | 62-7  | 1/15/00  | at Jacksonville* |  |
| 2. 49 points | 59-10 | 9/8/19   | BALTIMORE        |  |
| 3. 45 points | 48-3  | 9/28/68  | KANSAS CITY      |  |
| 4. 43 points | 43-0  | 9/15/19  | NEW ENGLAND      |  |
| 5. 41 points | 41-0  | 10/8/67  | at Kansas City   |  |
| 41 points    | 41-0  | 12/14/97 | at Indianapolis  |  |
| 7. 40 points | 40-0  | 10/26/17 | at Baltimore     |  |
| 8. 37 points | 56-19 | 12/31/23 | at Baltimore     |  |
| 9. 35 points | 35-0  | 11/1/70  | at Baltimore     |  |
| 35 points    | 42-7  | 10/13/91 | at Kansas City   |  |
| 35 points    | 38-3  | 1/9/99   | at Denver*       |  |
| 35 points    | 35-0  | 9/19/21  | BUFFALO          |  |

\* Playoff Game



## DOLPHINS HOME AND AWAY

(Regular Season)

| YEAR          | HOME             | PCT.        | ROAD             | PCT.        | OVERALL          | PCT.        |
|---------------|------------------|-------------|------------------|-------------|------------------|-------------|
| 1966          | 2-5              | .286        | 1-6              | .143        | 3-11             | .214        |
| 1967          | 4-3              | .571        | 0-7              | .000        | 4-10             | .286        |
| 1968          | 1-5-1            | .214        | 4-3              | .571        | 5-8-1            | .393        |
| 1969          | 2-4-1*           | .357        | 1-6*             | .143        | 3-10-1           | .250        |
| 1970          | 6-1              | .857        | 4-3              | .571        | 10-4             | .714        |
| 1971          | 6-1              | .857        | 4-2-1            | .643        | 10-3-1           | .750        |
| 1972          | 7-0              | 1.000       | 7-0              | 1.000       | 14-0             | 1.000       |
| 1973          | 7-0              | 1.000       | 5-2              | .714        | 12-2             | .857        |
| 1974          | 7-0              | 1.000       | 4-3              | .571        | 11-3             | .786        |
| 1975          | 5-2              | .714        | 5-2              | .714        | 10-4             | .714        |
| 1976          | 3-4              | .429        | 3-4              | .429        | 6-8              | .429        |
| 1977          | 6-1              | .857        | 4-3              | .571        | 10-4             | .714        |
| 1978          | 7-1              | .875        | 4-4              | .500        | 11-5             | .688        |
| 1979          | 6-2              | .750        | 4-4              | .500        | 10-6             | .625        |
| 1980          | 5-3              | .625        | 3-5              | .375        | 8-8              | .500        |
| 1981          | 6-1-1            | .813        | 5-3              | .625        | 11-4-1           | .719        |
| 1982          | 4-0              | 1.000       | 3-2              | .600        | 7-2              | .778        |
| 1983          | 7-1              | .875        | 5-3              | .625        | 12-4             | .750        |
| 1984          | 7-1              | .875        | 7-1              | .875        | 14-2             | .875        |
| 1985          | 8-0              | 1.000       | 4-4              | .500        | 12-4             | .750        |
| 1986          | 4-4              | .500        | 4-4              | .500        | 8-8              | .500        |
| 1987          | 4-3              | .571        | 4-4              | .500        | 8-7              | .533        |
| 1988          | 4-4              | .500        | 2-6              | .250        | 6-10             | .375        |
| 1989          | 4-4              | .500        | 4-4              | .500        | 8-8              | .500        |
| 1990          | 7-1              | .875        | 5-3              | .625        | 12-4             | .750        |
| 1991          | 5-3              | .625        | 3-5              | .375        | 8-8              | .500        |
| 1992          | 6-2              | .750        | 5-3              | .625        | 11-5             | .688        |
| 1993          | 4-4              | .500        | 5-3              | .625        | 9-7              | .563        |
| 1994          | 6-2              | .750        | 4-4              | .500        | 10-6             | .625        |
| 1995          | 5-3              | .625        | 4-4              | .500        | 9-7              | .563        |
| 1996          | 4-4              | .500        | 4-4              | .500        | 8-8              | .500        |
| 1997          | 6-2              | .750        | 3-5              | .375        | 9-7              | .563        |
| 1998          | 7-1              | .875        | 3-5              | .375        | 10-6             | .625        |
| 1999          | 5-3              | .625        | 4-4              | .500        | 9-7              | .563        |
| 2000          | 5-3              | .625        | 6-2              | .750        | 11-5             | .688        |
| 2001          | 7-1              | .875        | 4-4              | .500        | 11-5             | .688        |
| 2002          | 7-1              | .875        | 2-6              | .250        | 9-7              | .563        |
| 2003          | 4-4              | .500        | 6-2              | .750        | 10-6             | .625        |
| 2004          | 3-5              | .375        | 1-7              | .125        | 4-12             | .250        |
| 2005          | 5-3              | .625        | 4-4              | .500        | 9-7              | .563        |
| 2006          | 4-4              | .500        | 2-6              | .250        | 6-10             | .375        |
| 2007          | 1-7#             | .125        | 0-8              | .000        | 1-15             | .063        |
| 2008          | 5-3              | .625        | 6-2              | .750        | 11-5             | .688        |
| 2009          | 4-4              | .500        | 3-5              | .375        | 7-9              | .438        |
| 2010          | 1-7              | .125        | 6-2              | .750        | 7-9              | .438        |
| 2011          | 4-4              | .500        | 2-6              | .250        | 6-10             | .375        |
| 2012          | 5-3              | .625        | 2-6              | .250        | 7-9              | .438        |
| 2013          | 4-4              | .500        | 4-4              | .500        | 8-8              | .500        |
| 2014          | 4-4              | .500        | 4-4@             | .500        | 8-8              | .500        |
| 2015          | 3-5^             | .375        | 3-5              | .375        | 6-10             | .375        |
| 2016          | 6-2              | .750        | 4-4              | .500        | 10-6             | .625        |
| 2017          | 4-4&             | .500        | 2-6              | .250        | 6-10             | .375        |
| 2018          | 6-2              | .750        | 1-7              | .125        | 7-9              | .438        |
| 2019          | 3-5              | .375        | 2-6              | .250        | 5-11             | .313        |
| 2020          | 5-3              | .625        | 5-3              | .625        | 10-6             | .625        |
| 2021          | 6-3              | .667        | 3-5\$            | .375        | 9-8              | .529        |
| 2022          | 6-2              | .750        | 3-6              | .333        | 9-8              | .529        |
| 2023          | 7-2              | .778        | 4-4%             | .500        | 11-6             | .647        |
| <b>TOTALS</b> | <b>286-160-3</b> | <b>.640</b> | <b>210-239-1</b> | <b>.468</b> | <b>496-399-4</b> | <b>.554</b> |

\* Includes 38-23 loss to Boston at Tampa. # Includes 13-10 loss to N.Y. Giants at London, England. @ Includes 38-14 win over Oakland at London, England. ^ Includes 27-14 loss to N.Y. Jets at London, England. & Includes 20-0 loss to New Orleans at London, England. \$ Includes 20-23 loss to Jacksonville at London, England. % Includes 21-14 loss to Kansas City at Frankfurt, Germany.





## DOLPHINS MONTH BY MONTH

(Regular Season)

| YEAR          | SEPTEMBER       | OCTOBER          | NOVEMBER       | DECEMBER      | JANUARY     | RECORD           |
|---------------|-----------------|------------------|----------------|---------------|-------------|------------------|
| 1966          | 0-3             | 2-2              | 0-4            | 1-2           | 0-0         | 3-11             |
| 1967          | 1-1             | 0-4              | 1-3            | 2-2           | 0-0         | 4-10             |
| 1968          | 0-3             | 2-1-1            | 2-2            | 1-2           | 0-0         | 5-8-1            |
| 1969          | 0-3             | 1-2-1            | 1-4            | 1-1           | 0-0         | 3-10-1           |
| 1970          | 1-1             | 3-1              | 3-2            | 3-0           | 0-0         | 10-4             |
| 1971          | 1-0-1           | 4-1              | 4-0            | 1-2           | 0-0         | 10-3-1           |
| 1972          | 2-0             | 5-0              | 4-0            | 3-0           | 0-0         | 14-0             |
| 1973          | 2-1             | 4-0              | 4-0            | 2-1           | 0-0         | 12-2             |
| 1974          | 2-1             | 3-1              | 3-1            | 3-0           | 0-0         | 11-3             |
| 1975          | 1-1             | 4-0              | 2-2            | 3-1           | 0-0         | 10-4             |
| 1976          | 2-1             | 2-3              | 1-3            | 1-1           | 0-0         | 6-8              |
| 1977          | 2-0             | 3-2              | 3-1            | 2-1           | 0-0         | 10-4             |
| 1978          | 2-2             | 4-1              | 2-2            | 3-0           | 0-0         | 11-5             |
| 1979          | 4-1             | 2-2              | 3-2            | 1-1           | 0-0         | 10-6             |
| 1980          | 3-1             | 1-3              | 2-3            | 2-1           | 0-0         | 8-8              |
| 1981          | 4-0             | 1-2-1            | 3-2            | 3-0           | 0-0         | 11-4-1           |
| 1982          | 2-0             | 0-0              | 1-1            | 3-1           | 1-0         | 7-2              |
| 1983          | 3-1             | 3-2              | 3-1            | 3-0           | 0-0         | 12-4             |
| 1984          | 5-0             | 4-0              | 3-1            | 2-1           | 0-0         | 14-2             |
| 1985          | 3-1             | 2-2              | 3-1            | 4-0           | 0-0         | 12-4             |
| 1986          | 1-3             | 2-2              | 3-2            | 2-1           | 0-0         | 8-8              |
| 1987          | 1-1             | 1-3              | 3-2            | 3-1           | 0-0         | 8-7              |
| 1988          | 1-3             | 4-1              | 0-4            | 1-2           | 0-0         | 6-10             |
| 1989          | 1-2             | 3-2              | 3-1            | 1-3           | 0-0         | 8-8              |
| 1990          | 3-1             | 3-0              | 3-1            | 3-2           | 0-0         | 12-4             |
| 1991          | 2-3             | 1-2              | 3-1            | 2-2           | 0-0         | 8-8              |
| 1992          | 3-0             | 3-1              | 2-3            | 3-1           | 0-0         | 11-5             |
| 1993          | 2-1             | 4-0              | 3-1            | 0-4           | 0-1         | 9-7              |
| 1994          | 3-1             | 3-1              | 2-2            | 2-2           | 0-0         | 10-6             |
| 1995          | 3-0             | 2-3              | 1-3            | 3-1           | 0-0         | 9-7              |
| 1996          | 3-1             | 1-3              | 2-2            | 2-2           | 0-0         | 8-8              |
| 1997          | 2-2*            | 3-1              | 3-2            | 1-2           | 0-0         | 9-7              |
| 1998          | 3-0             | 2-2              | 3-2            | 2-2           | 0-0         | 10-6             |
| 1999          | 2-0             | 4-1              | 2-2            | 1-3           | 0-1         | 9-7              |
| 2000          | 3-1             | 3-1              | 3-1            | 2-2           | 0-0         | 11-5             |
| 2001          | 2-1             | 2-1              | 3-1            | 3-2           | 1-0         | 11-5             |
| 2002          | 3-1             | 2-1              | 2-2            | 2-3           | 0-0         | 9-7              |
| 2003          | 2-1             | 3-1              | 3-2            | 2-2           | 0-0         | 10-6             |
| 2004          | 0-3             | 1-3              | 1-3            | 2-2           | 0-1         | 4-12             |
| 2005          | 2-1             | 1-3              | 1-3            | 4-0           | 1-0         | 9-7              |
| 2006          | 1-2             | 0-4              | 4-0            | 1-4           | 0-0         | 6-10             |
| 2007          | 0-4             | 0-4              | 0-3            | 1-4           | 0-0         | 1-15             |
| 2008          | 1-2             | 2-2              | 4-1            | 4-0           | 0-0         | 11-5             |
| 2009          | 0-3             | 2-1              | 3-2            | 2-2           | 0-1         | 7-9              |
| 2010          | 2-1             | 2-2              | 2-2            | 1-3           | 0-1         | 7-9              |
| 2011          | 0-3             | 0-4              | 3-1            | 2-2           | 1-0         | 6-10             |
| 2012          | 1-3             | 3-0              | 1-3            | 2-3           | 0-0         | 7-9              |
| 2013          | 3-1             | 1-3              | 1-2            | 3-2           | 0-0         | 8-8              |
| 2014          | 2-2             | 2-1              | 2-2            | 2-3           | 0-0         | 8-8              |
| 2015          | 1-2             | 2-2              | 1-3            | 1-3           | 1-0         | 6-10             |
| 2016          | 1-3             | 2-1              | 4-0            | 3-1           | 0-1         | 10-6             |
| 2017          | 1-1             | 3-2              | 0-4            | 2-3           | 0-0         | 6-10             |
| 2018          | 3-1             | 1-3              | 1-2            | 2-3           | 0-0         | 7-9              |
| 2019          | 0-4             | 0-3              | 2-2            | 3-2           | 0-0         | 5-11             |
| 2020          | 1-2             | 2-1              | 4-1            | 3-1           | 0-1         | 10-6             |
| 2021          | 1-2             | 0-5              | 4-0            | 3-0           | 1-1         | 9-8              |
| 2022          | 3-1             | 2-2              | 3-0            | 0-4           | 1-1         | 9-8              |
| 2023          | 3-0             | 3-2              | 2-1            | 3-2           | 0-1         | 11-6             |
| <b>TOTALS</b> | <b>106-84-1</b> | <b>125-103-3</b> | <b>135-104</b> | <b>123-98</b> | <b>7-10</b> | <b>496-399-4</b> |

\* includes August 31, 1997, 16-10 win over Indianapolis



## PRIME TIME DOLPHINS

| YEAR | DATE            | OPPONENT        | SCORE | W/L    | NETWORK | ATTENDANCE |
|------|-----------------|-----------------|-------|--------|---------|------------|
| 1970 | Mon., Nov. 30   | at Atlanta      | 20-7  | W      | ABC     | 53,303     |
| 1971 | Mon., Nov. 29   | CHICAGO         | 34-3  | W      | ABC     | 73,071     |
| 1972 | Mon., Nov. 27   | ST. LOUIS       | 31-10 | W      | ABC     | 78,190     |
| 1973 | Mon., Oct. 15   | at Cleveland    | 17-9  | W      | ABC     | 72,070     |
| 1973 | Mon., Dec. 3    | PITTSBURGH      | 30-26 | W      | ABC     | 68,901     |
| 1974 | Mon., Oct. 7    | N.Y. JETS       | 21-17 | W      | ABC     | 61,527     |
| 1974 | Mon., Dec. 2    | CINCINNATI      | 24-3  | W      | ABC     | 71,962     |
| 1975 | Mon., Sept. 22  | OAKLAND         | 21-31 | L      | ABC     | 78,744     |
| 1975 | Mon., Dec. 1    | NEW ENGLAND     | 20-7  | W      | ABC     | 61,963     |
| 1976 | Mon., Sept. 13  | at Buffalo      | 30-21 | W      | ABC     | 77,683     |
| 1976 | Mon., Nov. 22   | BALTIMORE       | 16-17 | L      | ABC     | 62,104     |
| 1977 | Mon., Dec. 5    | BALTIMORE       | 17-6  | W      | ABC     | 68,977     |
| 1978 | Mon., Oct. 9    | CINCINNATI      | 21-0  | W      | ABC     | 54,729     |
| 1978 | Mon., Nov. 20   | at Houston      | 30-35 | L      | ABC     | 50,290     |
| 1978 | Mon., Dec. 18   | NEW ENGLAND     | 23-3  | W      | ABC     | 72,071     |
| 1979 | Mon., Oct. 8    | at Oakland      | 3-13  | L      | ABC     | 52,419     |
| 1979 | Mon., Nov. 5    | HOUSTON         | 6-9   | L      | ABC     | 70,273     |
| 1979 | Thur., Nov. 29  | NEW ENGLAND     | 39-24 | W      | ABC     | 69,174     |
| 1980 | Mon., Oct. 27   | at N.Y. Jets    | 14-17 | L      | ABC     | 53,046     |
| 1980 | Thur., Nov. 20  | SAN DIEGO       | 24-27 | L (OT) | ABC     | 63,013     |
| 1980 | Mon., Dec. 8    | NEW ENGLAND     | 16-13 | W (OT) | ABC     | 63,292     |
| 1981 | Thur., Sept. 10 | PITTSBURGH      | 30-10 | W      | ABC     | 74,190     |
| 1981 | Mon., Oct. 12   | at Buffalo      | 21-31 | L      | ABC     | 78,576     |
| 1981 | Mon., Nov. 30   | PHILADELPHIA    | 13-10 | W      | ABC     | 67,797     |
| 1982 | Mon., Nov. 29   | at Tampa Bay    | 17-23 | L      | ABC     | 54,854     |
| 1982 | Mon., Dec. 27   | BUFFALO         | 27-10 | W      | ABC     | 73,924     |
| 1983 | Mon., Sept. 19  | at L.A. Raiders | 14-27 | L      | ABC     | 57,796     |
| 1983 | Mon., Nov. 28   | CINCINNATI      | 38-14 | W      | ABC     | 74,506     |
| 1983 | Fri., Dec. 16   | N.Y. JETS       | 34-14 | W      | ABC     | 59,975     |
| 1984 | Mon., Sept. 17  | at Buffalo      | 21-17 | W      | ABC     | 65,455     |
| 1984 | Mon., Nov. 26   | N.Y. JETS       | 28-17 | W      | ABC     | 74,884     |
| 1984 | Mon., Dec. 17   | DALLAS          | 28-21 | W      | ABC     | 74,139     |
| 1985 | Mon., Oct. 14   | at N.Y. Jets    | 7-23  | L      | ABC     | 73,807     |
| 1985 | Mon., Dec. 2    | CHICAGO         | 38-24 | W      | ABC     | 75,594     |
| 1985 | Mon., Dec. 16   | NEW ENGLAND     | 30-27 | W      | ABC     | 69,489     |
| 1986 | Mon., Nov. 10   | at Cleveland    | 16-26 | L      | ABC     | 77,949     |
| 1986 | Mon., Nov. 24   | N.Y. JETS       | 45-3  | W      | ABC     | 70,206     |
| 1986 | Mon., Dec. 22   | NEW ENGLAND     | 27-34 | L      | ABC     | 74,516     |
| 1987 | Sun., Nov. 22   | at Dallas       | 20-14 | W      | ESPN    | 56,519     |
| 1987 | Mon., Dec. 7    | N.Y. JETS       | 37-28 | W      | ABC     | 62,592     |
| 1987 | Sun., Dec. 20   | WASHINGTON      | 23-21 | W      | ESPN    | 65,715     |
| 1987 | Mon., Dec. 28   | NEW ENGLAND     | 10-24 | L      | ABC     | 61,192     |
| 1988 | Mon., Nov. 14   | BUFFALO         | 6-31  | L      | ABC     | 67,091     |
| 1988 | Sun., Nov. 20   | NEW ENGLAND     | 3-6   | L      | ESPN    | 53,526     |
| 1988 | Mon., Dec. 12   | CLEVELAND       | 38-31 | W      | ABC     | 61,884     |
| 1989 | Sun., Dec. 10   | NEW ENGLAND     | 31-10 | W      | ESPN    | 55,918     |
| 1990 | Thur., Oct. 18  | NEW ENGLAND     | 17-10 | W      | TNT     | 62,630     |
| 1990 | Mon., Nov. 19   | L.A. RAIDERS    | 10-13 | L      | ABC     | 70,553     |
| 1990 | Sun., Dec. 9    | PHILADELPHIA    | 23-20 | W (OT) | ESPN    | 67,034     |
| 1991 | Sun., Nov. 10   | NEW ENGLAND     | 30-20 | W      | ESPN    | 56,065     |
| 1991 | Mon., Nov. 18   | BUFFALO         | 27-41 | L      | ABC     | 71,062     |
| 1991 | Mon., Dec. 9    | CINCINNATI      | 37-13 | W      | ABC     | 60,616     |
| 1992 | Mon., Sept. 14  | at Cleveland    | 27-23 | W      | ABC     | 74,765     |
| 1992 | Mon., Nov. 16   | BUFFALO         | 20-26 | L      | ABC     | 70,629     |
| 1992 | Mon., Dec. 14   | L.A. RAIDERS    | 20-7  | W      | ABC     | 67,098     |
| 1992 | Sun., Dec. 20   | N.Y. JETS       | 19-17 | W      | ESPN    | 68,275     |
| 1993 | Mon., Oct. 4    | WASHINGTON      | 17-10 | W      | ABC     | 68,568     |
| 1993 | Sun., Oct. 24   | INDIANAPOLIS    | 41-27 | W      | TNT     | 57,301     |
| 1993 | Mon., Dec. 13   | PITTSBURGH      | 20-21 | L      | ABC     | 70,232     |
| 1993 | Mon., Dec. 27   | at San Diego    | 20-45 | L      | ABC     | 60,311     |
| 1994 | Sun., Oct. 2    | at Cincinnati   | 23-7  | W      | TNT     | 55,056     |
| 1994 | Sun., Dec. 4    | BUFFALO         | 31-42 | L      | ESPN    | 69,358     |
| 1994 | Mon., Dec. 12   | KANSAS CITY     | 45-28 | W      | ABC     | 71,578     |
| 1994 | Sun., Dec. 25   | DETROIT         | 27-20 | W      | ESPN    | 70,980     |
| 1995 | Mon., Sept. 18  | PITTSBURGH      | 23-10 | W      | ABC     | 72,874     |
| 1995 | Sun., Nov. 5    | at San Diego    | 24-14 | W      | ESPN    | 61,996     |
| 1995 | Mon., Nov. 20   | SAN FRANCISCO   | 20-44 | L      | ABC     | 73,080     |
| 1995 | Mon., Dec. 11   | KANSAS CITY     | 13-6  | W      | ABC     | 70,321     |
| 1996 | Sun., Sept. 8   | at Arizona      | 38-10 | W      | TNT     | 55,444     |



## PRIME TIME DOLPHINS

| YEAR | DATE            | OPPONENT        | SCORE | W/L    | NETWORK             | ATTENDANCE |
|------|-----------------|-----------------|-------|--------|---------------------|------------|
| 1996 | Mon., Sept. 23  | at Indianapolis | 6-10  | L      | ABC                 | 60,891     |
| 1996 | Mon., Nov. 25   | PITTSBURGH      | 17-24 | L      | ABC                 | 73,489     |
| 1996 | Mon., Dec. 16   | BUFFALO         | 16-14 | W      | ABC                 | 67,016     |
| 1997 | Sun., Sept. 21  | at Tampa Bay    | 21-31 | L      | TNT                 | 73,314     |
| 1997 | Mon., Oct. 27   | CHICAGO^        | 33-36 | L (OT) | ABC                 | 73,156     |
| 1997 | Mon., Nov. 17   | BUFFALO         | 30-13 | W      | ABC                 | 74,155     |
| 1997 | Sun., Dec. 7    | DETROIT         | 33-30 | W      | ESPN                | 72,266     |
| 1997 | Mon., Dec. 22   | NEW ENGLAND     | 12-14 | L      | ABC                 | 74,379     |
| 1998 | Mon., Oct. 12   | at Jacksonville | 21-28 | L      | ABC                 | 74,051     |
| 1998 | Mon., Nov. 23   | at New England  | 23-26 | L      | ABC                 | 58,729     |
| 1998 | Sun., Dec. 13   | N.Y. JETS       | 16-21 | L      | ESPN                | 74,369     |
| 1998 | Mon., Dec. 21   | DENVER          | 31-21 | W      | ABC                 | 74,363     |
| 1999 | Mon., Sept. 13  | at Denver       | 38-21 | W      | ABC                 | 75,623     |
| 1999 | Mon., Oct. 4    | BUFFALO         | 18-23 | L      | ABC                 | 74,073     |
| 1999 | Sun., Nov. 7    | TENNESSEE       | 17-0  | W      | ESPN                | 74,109     |
| 1999 | Mon., Dec. 27   | N.Y. JETS       | 31-38 | L      | ABC                 | 74,230     |
| 2000 | Sun., Sept. 17  | BALTIMORE       | 19-6  | W      | ESPN                | 73,464     |
| 2000 | Mon., Oct. 23   | at N.Y. Jets    | 37-40 | L (OT) | ABC                 | 78,389     |
| 2001 | Sun., Sept. 9   | at Tennessee    | 31-23 | W      | ESPN                | 68,798     |
| 2001 | Mon., Dec. 10   | INDIANAPOLIS    | 41-6  | W      | ABC                 | 73,858     |
| 2002 | Sun., Oct. 13   | at Denver       | 24-22 | W      | ESPN                | 75,941     |
| 2002 | Mon., Nov. 4    | at Green Bay    | 10-24 | L      | ABC                 | 63,284     |
| 2002 | Sun., Nov. 10   | at N.Y. Jets    | 10-13 | L      | ESPN                | 78,920     |
| 2002 | Mon., Dec. 9    | CHICAGO         | 27-9  | W      | ABC                 | 73,609     |
| 2003 | Sun., Sept. 21  | BUFFALO         | 17-7  | W      | ESPN                | 73,458     |
| 2003 | Mon., Oct. 27   | at San Diego#   | 26-10 | W      | ABC                 | 73,014     |
| 2003 | Sun., Nov. 23   | WASHINGTON      | 24-23 | W      | ESPN                | 73,578     |
| 2003 | Mon., Dec. 15   | PHILADELPHIA    | 27-34 | L      | ABC                 | 73,780     |
| 2004 | Sun., Sept. 19  | at Cincinnati   | 13-16 | L      | ESPN                | 65,705     |
| 2004 | Sun., Sept. 26  | PITTSBURGH@     | 3-13  | L      | CBS                 | 72,225     |
| 2004 | Mon., Nov. 1    | at N.Y. Jets    | 14-41 | L      | ABC                 | 78,216     |
| 2004 | Mon., Dec. 20   | NEW ENGLAND     | 29-28 | W      | ABC                 | 73,629     |
| 2004 | Sun., Dec. 26   | CLEVELAND       | 10-7  | W      | ESPN                | 73,169     |
| 2005 | Fri., Oct. 21   | KANSAS CITY%    | 20-30 | L      | CBS                 | 68,350     |
| 2006 | Thur., Sept. 7  | at Pittsburgh   | 17-28 | L      | NBC                 | 64,927     |
| 2006 | Mon., Dec. 25   | N.Y. JETS       | 10-13 | L      | ESPN                | 73,500     |
| 2007 | Mon., Nov. 26   | at Pittsburgh   | 0-3   | L      | ESPN                | 57,704     |
| 2009 | Mon., Sept. 21  | INDIANAPOLIS    | 23-27 | L      | ESPN                | 66,227     |
| 2009 | Mon., Oct. 12   | N.Y. JETS       | 31-27 | W      | ESPN                | 69,767     |
| 2009 | Thur., Nov. 19  | at Carolina     | 24-17 | W      | NFLN                | 73,475     |
| 2010 | Sun., Sept. 26  | N.Y. JETS       | 23-31 | L      | NBC                 | 70,481     |
| 2010 | Mon., Oct. 4    | NEW ENGLAND     | 14-41 | L      | ESPN                | 69,090     |
| 2010 | Thur., Nov. 18  | CHICAGO         | 0-16  | L      | NFLN                | 68,752     |
| 2011 | Mon., Sept. 12  | NEW ENGLAND     | 24-38 | L      | ESPN                | 66,860     |
| 2011 | Mon., Oct. 17   | at N.Y. Jets    | 6-24  | L      | ESPN                | 78,912     |
| 2012 | Thurs., Nov. 11 | at Buffalo      | 14-19 | L      | NFLN                | 69,118     |
| 2013 | Mon., Sept. 30  | at New Orleans  | 17-38 | L      | ESPN                | 73,118     |
| 2013 | Thur., Oct. 31  | Cincinnati      | 22-20 | W (OT) | NFLN                | 52,388     |
| 2013 | Mon. Nov. 11    | at Tampa Bay    | 19-22 | L      | ESPN                | 64,448     |
| 2014 | Thurs., Nov. 13 | BUFFALO         | 22-9  | W      | NFLN                | 71,573     |
| 2014 | Mon., Dec. 1    | at N.Y. Jets    | 16-13 | W      | ESPN                | 78,160     |
| 2015 | Thur., Oct. 29  | at New England  | 7-36  | L      | NFLN                | 66,829     |
| 2015 | Mon., Dec. 14   | N.Y. Giants     | 24-31 | L      | ESPN                | 65,408     |
| 2016 | Thur., Sept. 29 | at Cincinnati   | 7-22  | L      | NFLN                | 60,834     |
| 2016 | Sat., Dec. 17   | at N.Y. Jets    | 34-13 | W      | NFLN                | 78,160     |
| 2017 | Thur., Oct. 26  | at Baltimore    | 0-40  | L      | CBS/NFLN/<br>Amazon | 70,408     |
| 2017 | Sun., Nov. 5    | OAKLAND         | 24-27 | L      | NBC                 | 65,139     |
| 2017 | Mon., Nov. 13   | at Carolina     | 21-45 | L      | ESPN                | 72,790     |
| 2017 | Mon., Dec. 11   | NEW ENGLAND     | 27-20 | W      | ESPN                | 65,548     |
| 2018 | Thur., Oct. 25  | at Houston      | 23-42 | L      | FOX/NFLN/<br>Amazon | 71,726     |
| 2019 | Mon., Oct. 28   | at Pittsburgh   | 14-27 | L      | ESPN                | 59,244     |
| 2020 | Thur., Sept. 24 | at Jacksonville | 31-13 | W      | NFLN                | 16,563     |
| 2020 | Sat., Dec. 26   | at Las Vegas    | 26-25 | W      | NFLN                | 0          |
| 2021 | Thur., Nov. 11  | BALTIMORE       | 22-10 | W      | FOX/NFLN/<br>Amazon | 65,948     |
| 2021 | Mon., Dec. 27   | at New Orleans  | 20-3  | W      | ESPN                | 69,170     |
| 2022 | Thur., Sept. 29 | at Cincinnati   | 15-27 | L      | Prime Video         | 67,260     |



## PRIME TIME DOLPHINS

| YEAR | DATE           | OPPONENT         | SCORE | W/L | NETWORK | ATTENDANCE |
|------|----------------|------------------|-------|-----|---------|------------|
| 2022 | Sun., Oct. 23  | PITTSBURGH       | 16-10 | W   | NBC     | 66,224     |
| 2022 | Sun., Dec. 11  | at L.A. Chargers | 17-23 | L   | NBC     | 70,240     |
| 2022 | Sat., Dec. 17  | at Buffalo       | 29-32 | L   | NFLN    | 70,794     |
| 2023 | Sun., Sept. 17 | at New England   | 24-17 | W   | NBC     | 64,628     |
| 2023 | Sun., Oct. 22  | at Philadelphia  | 17-31 | L   | NBC     | 69,879     |
| 2023 | Mon., Dec. 11  | TENNESSEE        | 27-28 | L   | ESPN    | 66,068     |
| 2023 | Sun., Jan. 7   | BUFFALO          | 14-21 | L   | NBC     | 66,292     |
| 2023 | Sat., Jan. 13  | at Kansas City*  | 7-26  | L   | Peacock | 71,492     |

**TOTALS: 43-44 Monday Night (34-23 home, 9-21 road); 31-23 Other (20-9 home, 11-14 road)  
21-12 Sunday Night (14-7 home, 7-6 road)  
0-1 Playoffs**

\* Playoff Game

^ Game originally scheduled for Sun., Oct. 26 postponed to Mon., Oct. 27 due to Game 7 of World Series.

# Game played at Sun Devil Stadium in Tempe, Ariz. due to California wildfires.

@ Game originally scheduled to start at 1:00 p.m. but moved back to 8:30 p.m. because of Hurricane Jeanne.

% Game originally scheduled for Sunday, October 23 at 1:00 p.m. but moved up to Friday, October 21 at 7:00 p.m. because of the impending arrival of Hurricane Wilma.

## DOLPHINS' 10 LARGEST CROWDS

(Regular Season and Postseason games only)

1966-96 = actual attendance

1997-2023 = paid attendance

### HOME (Modernized Hard Rock Stadium, 2015-23)@

|     | ATTENDANCE | DATE     | OPPONENT    | RESULT | W/L |
|-----|------------|----------|-------------|--------|-----|
| 1.  | 66,563     | 11/13/22 | Cleveland   | 39-17  | W   |
| 2.  | 66,514     | 1/9/22   | New England | 33-24  | W   |
| 3.  | 66,429     | 1/8/23   | N.Y. Jets   | 11-6   | W   |
| 4.  | 66,410     | 12/24/23 | Dallas      | 22-20  | W   |
| 5.  | 66,328     | 12/25/22 | Green Bay   | 20-26  | L   |
| 6.  | 66,292     | 1/7/24   | Buffalo     | 14-21  | L   |
| 7.  | 66,224     | 10/23/22 | Pittsburgh  | 16-10  | W   |
| 8.  | 66,206     | 9/25/22  | Buffalo     | 21-19  | W   |
| 9.  | 66,205     | 11/27/22 | Houston     | 30-15  | W   |
| 10. | 66,163     | 1/1/17   | New England | 14-35  | L   |

### HOME (Hard Rock Stadium, 1987-14)@

|     | ATTENDANCE | DATE     | OPPONENT    | RESULT | W/L |
|-----|------------|----------|-------------|--------|-----|
| 1.  | 75,283     | 10/27/96 | Dallas      | 10-29  | L   |
| 2.  | 74,379     | 12/22/97 | New England | 12-14  | L   |
| 3.  | 74,369     | 12/13/98 | N.Y. Jets   | 16-21  | L   |
| 4.  | 74,363     | 12/21/98 | Denver      | 31-21  | W   |
| 5.  | 74,320     | 11/19/00 | N.Y. Jets   | 3-20   | L   |
| 6.  | 74,307     | 12/10/00 | Tampa Bay   | 13-16  | L   |
| 7.  | 74,295     | 11/21/99 | New England | 27-17  | W   |
| 8.  | 74,259     | 11/18/01 | N.Y. Jets   | 0-24   | L   |
| 9.  | 74,240     | 1/4/09   | *Baltimore  | 9-27   | L   |
| 10. | 74,230     | 12/27/99 | N.Y. Jets   | 31-38  | L   |

### HOME (Orange Bowl, 1966-86)

|     | ATTENDANCE | DATE     | OPPONENT    | RESULT | W/L |
|-----|------------|----------|-------------|--------|-----|
| 1.  | 78,939     | 1/2/72   | *Baltimore  | 21-0   | W   |
| 2.  | 78,914     | 11/19/72 | N.Y. Jets   | 28-24  | W   |
| 3.  | 78,744     | 9/22/75  | Oakland     | 21-31  | L   |
| 4.  | 78,196     | 12/24/72 | *Cleveland  | 20-14  | W   |
| 5.  | 77,596     | 10/15/72 | San Diego   | 24-10  | W   |
| 6.  | 76,801     | 11/27/72 | St. Louis   | 31-10  | W   |
| 7.  | 76,696     | 12/16/72 | Baltimore   | 16-0   | W   |
| 8.  | 76,029     | 1/6/85   | *Pittsburgh | 45-28  | W   |
| 9.  | 75,770     | 12/23/73 | *Cincinnati | 34-16  | W   |
| 10. | 75,594     | 12/2/85  | Chicago     | 38-24  | W   |



## DOLPHINS' 10 LARGEST CROWDS

| ROAD       |          |                               |            |     |
|------------|----------|-------------------------------|------------|-----|
| ATTENDANCE | DATE     | OPPONENT                      | RESULT     | W/L |
| 1. 103,667 | 1/30/83  | **Washington (at Pasadena)    | 17-27      | L   |
| 2. 90,163  | 9/9/07   | Washington                    | 13-16 (OT) | L   |
| 3. 90,127  | 9/22/19  | Dallas                        | 6-31       | L   |
| 4. 87,418  | 11/24/11 | Dallas                        | 19-20      | L   |
| 5. 85,462  | 1/14/73  | **Washington (at L.A.)        | 14-7       | W   |
| 6. 84,059  | 1/20/85  | **San Francisco (at Stanford) | 16-38      | L   |
| 7. 83,483  | 11/20/16 | Los Angeles                   | 14-10      | W   |
| 8. 83,436  | 9/28/14  | Oakland (at London, Eng.)     | 38-14      | W   |
| 9. 82,973  | 11/24/23 | N.Y. Jets                     | 34-13      | W   |
| 10. 82,500 | 10/9/22  | N.Y. Jets                     | 17-40      | L   |

\* Playoff Game    \*Super Bowl

@ 81,176 saw the Dolphins and Giants play on October 28, 2007 at London's Wembley Stadium, which was designated as a Dolphins home game. 83,986 saw the Dolphins and Jets play on October 4, 2015 at London's Wembley Stadium, which was designated as a Dolphins home game. 84,423 saw the Dolphins and Saints play on October 1, 2017 at London's Wembley Stadium, which was designated as a Dolphins home game.

NOTE: The largest attendance for a Dolphins game was 104,629 for a preseason game against Denver in Mexico City on Aug. 4, 1997.

## DOLPHINS' COLDEST/WARMEST GAMES

| COLDEST GAMES |                     |     |       |                           |
|---------------|---------------------|-----|-------|---------------------------|
| DATE          | TEAM                | W/L | SCORE | CONDITIONS                |
| 1/13/24       | *at Kansas City     | L   | 7-26  | -4°, clear                |
| 12/21/08      | at Kansas City      | W   | 38-31 | 10°, sunny                |
| 12/11/77      | at New England      | L   | 10-14 | 14°, clear                |
| 1/8/17        | *at Pittsburgh      | L   | 12-30 | 17°, partly cloudy        |
| 12/12/82      | at New England      | L   | 0-3   | 22°, snowy                |
| 12/17/17      | at Buffalo          | L   | 16-24 | 22°, mostly cloudy        |
| 12/8/85       | at Green Bay        | W   | 34-24 | 23°, cloudy               |
| 12/18/88      | at Pittsburgh       | L   | 24-40 | 23°, overcast, light snow |
| 12/3/89       | at Kansas City      | L   | 21-26 | 23°, clear                |
| 12/27/92      | at New England (OT) | W   | 16-13 | 23°, clear                |

\* Playoff Game

NOTE: Coldest game in Miami was 12/24/89 vs. Kansas City (27-24 win by Chiefs): 40° and clear.

| WARMEST GAMES |                 |     |       |                     |
|---------------|-----------------|-----|-------|---------------------|
| DATE          | TEAM            | W/L | SCORE | CONDITIONS          |
| 9/8/96        | at Arizona      | W   | 38-10 | 101°, night and dry |
| 10/9/88       | at L.A. Raiders | W   | 24-14 | 96°, clear and dry  |
| 9/3/95        | N.Y. JETS       | W   | 52-14 | 94°, mostly sunny   |
| 10/9/66       | at Oakland      | L   | 10-21 | 93°, sunny          |
| 8/19/83       | **at Washington | W   | 38-7  | 93°, fair and muggy |
| 9/1/96        | NEW ENGLAND     | W   | 24-10 | 93°, mostly sunny   |
| 9/11/22       | NEW ENGLAND     | W   | 20-7  | 92°, partly cloudy  |
| 9/17/72       | at Kansas City  | W   | 20-10 | 91°, sunny          |
| 9/24/89       | N.Y. JETS       | L   | 33-40 | 91°, partly sunny   |
| 9/18/95       | PITTSBURGH      | W   | 23-10 | 91°, partly cloudy  |
| 9/8/19        | BALTIMORE       | L   | 10-59 | 91°, mostly cloudy  |
| 9/28/80       | NEW ORLEANS     | W   | 21-16 | 90°, partly cloudy  |
| 9/4/83        | at Buffalo      | W   | 12-0  | 90°, sunny          |
| 9/14/86       | INDIANAPOLIS    | W   | 30-10 | 90°, sunny          |
| 8/17/17       | **BALTIMORE     | L   | 7-31  | 90°, partly cloudy  |
| 9/23/18       | OAKLAND         | W   | 28-20 | 90°, partly cloudy  |
| 9/20/20       | BUFFALO         | L   | 28-31 | 90°, cloudy         |

\*\* Preseason Game



## DOLPHINS IN THE HALL OF FAME



**DON SHULA**  
Coach • Inducted: 1997



**NICK BUONICONTI**  
LB • Inducted: 2001



**LARRY CSONKA**  
FB • Inducted: 1987



**BOB GRIESE**  
QB • Inducted: 1990



**JIM LANGER**  
C • Inducted: 1987



**LARRY LITTLE**  
G • Inducted: 1993



**DAN MARINO**  
QB • Inducted: 2005



**DWIGHT STEPHENSON**  
C • Inducted: 1998



**JASON TAYLOR**  
DE • Inducted: 2017



**ZACH THOMAS**  
LB • Inducted: 2023



**PAUL WARFIELD**  
WR • Inducted: 1983

## OTHER DOLPHINS HALL OF FAMERS



**BOBBY BEATHARD**  
Coach/Exec • Inducted: 2018



**CRIS CARTER**  
WR • Inducted: 2013



**JIMMY JOHNSON**  
Coach/Exec • Inducted: 2020



**BILL PARCELLS**  
Coach/Exec • Inducted: 2013



**JUNIOR SEAU**  
LB • Inducted: 2015



**THURMAN THOMAS**  
RB • Inducted: 2007



**GEORGE YOUNG**  
Coach/Exec • Inducted: 2020

## DOLPHINS RETIRED JERSEYS

12

BOB GRIESE

13

DAN MARINO

39

LARRY CSONKA