



# MIAMI DOLPHINS

## 2024 SEASON IN REVIEW



## 2024 MIAMI DOLPHINS SCHEDULE

### PRESEASON

DATE	OPPONENT	STADIUM	TIME/ RESULT	NETWORK	RADIO	PRESENTING SPONSOR	GAME THEME
Fri., Aug. 9	Atlanta	Hard Rock Stadium	W, 20-13	CBS Miami Paramount+	BIG 105.9 610 WIOD	KIA Movement that inspires	Play Football
Sat., Aug. 17	Washington	Hard Rock Stadium	W, 13-6	CBS Miami Paramount+	BIG 105.9 610 WIOD	Paramount+	Family Night
Fri., Aug. 23	at Tampa Bay	Raymond James Stadium	L, 14-24	CBS Miami Paramount+	BIG 105.9 610 WIOD		

### REGULAR SEASON

DATE	OPPONENT	STADIUM	TIME/ RESULT	NETWORK	RADIO	PRESENTING SPONSOR	GAME THEME
Sun., Sept. 8	Jacksonville	Hard Rock Stadium	W, 20-17	CBS Paramount+	BIG 105.9 610 WIOD	PEPSI	Season Kickoff
Thu., Sept. 12	Buffalo	Hard Rock Stadium	L, 10-31	Prime Video CBS Miami	BIG 105.9 610 WIOD	Hard Rock HOTEL	Throwback
Sun., Sept. 22	at Seattle	Lumen Field	L, 3-24	CBS Paramount+	BIG 105.9 610 WIOD	Avianca	
Mon., Sept. 30	Tennessee	Hard Rock Stadium	L, 12-31	ESPN CBS Miami	BIG 105.9 940 WINZ	J. SYLVESTER COMPREHENSIVE CANCER CENTER UNIVERSITY OF MIAMI HEALTH SYSTEM	Celebrating the DCC
Sun., Oct. 6	at New England	Gillette Stadium	W, 15-10	FOX	BIG 105.9 940 WINZ	OptiBrand   Rx	
Sun., Oct. 20	at Indianapolis	Lucas Oil Stadium	L, 10-16	FOX	BIG 105.9 940 WINZ		
Sun., Oct. 27	Arizona	Hard Rock Stadium	L, 27-28	FOX	BIG 105.9 940 WINZ	verizon	Fins Out Loud
Sun., Nov. 3	at Buffalo	Highmark Stadium	L, 27-30	CBS Paramount+	BIG 105.9 940 WINZ		
Mon., Nov. 11	at L.A. Rams	SoFi Stadium	W, 23-15	ESPN	BIG 105.9 940 WINZ		
Sun., Nov. 17	Las Vegas	Hard Rock Stadium	W, 34-19	CBS Paramount+	BIG 105.9 940 WINZ	SOLIS HEALTH PLANS	Salute to Service
Sun., Nov. 24	New England	Hard Rock Stadium	W, 34-15	CBS Paramount+	BIG 105.9 940 WINZ	BROXEL <sup>pay</sup>	White Out
Thu., Nov. 28	at Green Bay	Lambeau Field	L, 17-30	NBC	BIG 105.9 940 WINZ	AutoNation	
Sun., Dec. 8	N.Y. Jets	Hard Rock Stadium	W, 32-26	CBS Paramount+	BIG 105.9 940 WINZ	TRUIST	Football Units
Sun., Dec. 15	at Houston	NRG Stadium	L, 12-20	CBS Paramount+	BIG 105.9 940 WINZ		
Sun., Dec. 22	San Francisco	Hard Rock Stadium	W, 29-17	CBS Paramount+	BIG 105.9 940 WINZ		Home for the Holidays
Sun., Dec. 29	at Cleveland	Huntington Bank Field	W, 20-3	CBS Paramount+	BIG 105.9 610 WIOD		
Sun., Jan. 5	at N.Y. Jets	MetLife Stadium	L, 20-32	FOX	BIG 105.9 940 WINZ		



iHeartMedia Miami is the official English flagship radio partner of the franchise. Live gameday broadcasts air on BIG 105.9 FM (WBGG) and Fox Sports 940 AM (WINZ) in the Miami-Ft. Lauderdale market. The games also can be heard on Dolphins.com and throughout South and Central Florida on a variety of stations that make up the Miami Dolphins Radio Network. Fans can listen in Spanish on WZTU-HD2 La Mezcla 94.9-FM for all preseason, regular season and playoff games.



## 2024 SEASON IN REVIEW TABLE OF CONTENTS

DOLPHINS NOTES	2-15
AWARDS	16-17
RADIO	18
BAPTIST HEALTH TRAINING COMPLEX	19
HARD ROCK STADIUM	20-21
DOLPHINS IN THE COMMUNITY	22-27
TRANSACTIONS	31-32
ROSTERS	33-36
PRONUNCIATION GUIDE	36
CONTRACT STATUS	37
2024 STATS	41-53
LAST TIME IT HAPPENED	54-57
2024 GAME SUMMARIES	61-77
EXECUTIVE BIOS	81-85
HEAD COACH MIKE McDANIEL	85-88
COACHES BIOS	89-91
PLAYER BIOS	92-292
PRACTICE SQUAD	292
HISTORY AND RECORDS	295-380

## MIAMI DOLPHINS MEDIA WEBSITE

The Miami Dolphins media website features everything a media member needs to cover the team. Visitors can find transcripts, press releases, weekly releases, credentials, notes, flip cards, an archive of old media guides and gamebooks and more by visiting [media.miamidolphins.com](https://media.miamidolphins.com).

## COMMUNICATIONS DEPARTMENT



**ANNE NOLAND**

Vice President of Communications

O: 954-452-7155  
ANoland@dolphins.com



**BRETT BRECHEISEN**

Director of Corporate Communications

O: 954-452-7190  
BBrecheisen@dolphins.com



**RICK HURTADO**

Sr. Manager of Football Communications

O: 954-452-7114  
RHurtado@dolphins.com



**RENZO SHEPPARD**

Sr. Manager of Football Communications

O: 954-452-7144  
RSheppard@dolphins.com



**VIRA HALIM**

Football Communications Manager

O: 954-452-7177  
VHalim@dolphins.com



**STEPHANIE FONSECA**

Corporate Communications Coordinator

O: 305-943-1515  
SFonseca@dolphins.com



**BROOKE BALZANO**

Communications Coordinator

O: 954-452-7165  
BBalzano@dolphins.com



**RYAN AUST**

Football Communications Staff Assistant

O: 954-452-7018  
RAust@dolphins.com



## TEAM NOTES

### MIAMI FLIPPED THE SCRIPT TO GO FROM 2-6 TO 6-2

Miami held a 2-6 record going into Week 10 as they traveled cross-country to face the L.A. Rams on Monday Night Football. The Dolphins defeated the Rams 23-15 and went on to win five of their next seven games.

Miami finished the season winning at least six of its last nine games for the fourth time since 2012 and the ninth time in the last 25 seasons.

### DOLPHINS IMPROVED AS THE SEASON PROGRESSED

Despite a slow start in the first half the 2024 season, the Dolphins showed resolve and improved significantly in several categories as the season progressed:

2024 MIAMI DOLPHINS PROGRESS					
WEEK 1-9 STAT	RNK	CATEGORY	WEEK 10-18 RNK	STAT	
2-6	24t	Record	9t	6-3	
-63	25	Point Margin	8	+44	
15.5	31	Points Scored Per Game	12	24.6	
50.0%	27	Red Zone Offense	10	61.3%	
30.2%	28	Scoring Efficiency	8	46.9%	
23.4	17	Points Allowed Per Game	7	19.7	
56.5%	16	Red Zone Defense	1	43.8%	
76.9%	19	Goal-to-Go Defense	1	47.1%	
10.0	30t	Sacks	4	25.0	

### VETERAN PLAYERS SET NFL, TEAM AND CAREER MARKS

Several Dolphins veteran players led the way in 2024. **QB Tua Tagovailoa** was the league's most accurate passer in 2024 with a 72.9 completion percentage. Meanwhile, **TE Jonnu Smith** broke several team records and finished tied for **second among NFL tight ends in touchdown receptions** and **ranked fourth in receptions and receiving yards**.

**LB Jordyn Brooks** led the team in tackles with 143, which ranked in the top 10 in the NFL and were the most by a Dolphin since Zach Thomas in 2006. **DT Zach Sieler** finished the year with 10.0 sacks—his **second-consecutive season with double digit sacks**—along with 55 tackles (28 solo), one interception, a forced fumble and a fumble recovery. He was also voted the 2024 Dan Marino Team MVP.



**DT Calais Campbell** racked up 52 tackles (35 solo), 5.0 sacks and a forced fumble in his 17th NFL season and was a leadership anchor on and off the field for Miami.

On special teams, **K Jason Sanders** made a career-high 37 field goals, the fourth most in the NFL and the **second-most in a single season in franchise history**. He made 12 field goals from 50-plus yards, the **most in a single season in franchise history**.

### RE-WRITING THE RECORD BOOK

Several Dolphins set new franchise records in 2024:

DOLPHINS SINGLE-SEASON INDIVIDUAL RECORDS SET IN 2024		
CATEGORY	PLAYER	NO.
Completion Percentage	Tua Tagovailoa	72.9%
Receptions by a TE	Jonnu Smith	88
Receiving Yards by a TE	Jonnu Smith	884
Receiving Touchdowns by a TE	Jonnu Smith	8
Receptions by a RB	De'Von Achane	78
Receiving Touchdowns by a RB	De'Von Achane	6
Sacks by a DT	Zach Sieler	10.0
Consecutive Field Goals Made	Jason Sanders	27
50+ Field Goals Made	Jason Sanders	12



### MIAMI'S TALENTED YOUTH WAS ON DISPLAY IN 2024

In his second NFL season, **RB De'Von Achane** finished the year with 907 rushing yards and 592 receiving. He became the **first player in Dolphins history to surpass 750 rushing yards and 500 receiving yards in a single season**, while his 1,499 yards from scrimmage are the **fifth-most in franchise history**.

**LB Chop Robinson**, Miami's 2024 first-round selection, was one of the NFL's top rookies. He had 6.0 sacks this season, the **second-most in the NFL among rookies**.

Second-round selection **T Patrick Paul** was reliable and versatile for Miami's offensive front. He played in all 17 games and starting in three — two at left tackle and one at right tackle.

**WR Malik Washington**, a sixth-round selection in the 2024 NFL Draft, was a reliable pass catcher and made his presence felt in the return game.



## TEAM NOTES

Washington totaled 14 kickoff returns for 430 yards (30.7 avg.), the second-most among rookies in the NFL. His 30.7 yard kickoff return average was the **highest among NFL rookies this season and the second-best mark in franchise history**. He also had 18 punt returns for 134 yards (7.4 avg.).

### 2024 PLAYERS OF THE WEEK AND MONTH

Dolphins players were recognized repeatedly in the second half of the season with AFC Player of the Week and AFC Player of the Month awards.

**QB Tua Tagovailoa** earned his third-career AFC Player of the Week award for his performance in Week 12 against New England, while **DT Zach Sieler** and **LB Tyrel Dodson** earned the first honor of their careers in Weeks 14 and 17, respectively.

**K Jason Sanders** earned back-to-back AFC Special Teams Player of the Month accolades for November and December/January and his sixth-career AFC Special Teams Player of the Week in Week 16.

#### DOLPHINS AFC PLAYER OF THE MONTH (2024)

PLAYER	MONTH	AWARD
Jason Sanders	November	Special Teams
Jason Sanders	December/January	Special Teams

#### DOLPHINS AFC PLAYER OF THE WEEK (2024)

PLAYER	WEEK	AWARD
Tua Tagovailoa	Week 12 vs. New England	Offense
Zach Sieler	Week 14 vs. N.Y. Jets	Defense
Jason Sanders	Week 16 vs. San Francisco	Special Teams
Tyrel Dodson	Week 17 at Cleveland	Defense

**Sanders** became the **fourth player in NFL history** to earn the Special Teams Player of the Month award in back-to-back occasions within the same season, and the **only one to do so twice in his career**—having also earned the award in October and November 2020.

He is also **one of two players in Dolphins history** to earn Player of the Month honors consecutively, joining defensive end Jason Taylor, who won it in October and November 2002.

## LOOKING AHEAD TO 2025

### 2025 MIAMI DOLPHINS OPPONENTS

In addition to their three AFC East divisional opponents, the Dolphins will face all teams from the AFC North and the NFC South in 2025. Miami will also play against Indianapolis, Washington and the L.A. Chargers:

#### HOME OPPONENTS

TEAM	2024 REC.	2024 ROAD REC.
New England	4-13	2-7
Buffalo	13-4	5-4
N.Y. Jets	5-12	2-7
Baltimore	12-5	6-3
Cincinnati	9-8	6-3
L.A. Chargers	11-6	6-3
New Orleans	5-12	2-6
Tampa Bay	10-7	5-3
Washington	12-5	5-3

#### ROAD OPPONENTS

TEAM	2024 REC.	2024 HOME REC.
New England	4-13	2-6
Buffalo	13-4	8-0
N.Y. Jets	5-12	3-5
Cleveland	3-14	2-6
Pittsburgh	10-7	5-3
Atlanta	8-9	4-5
Carolina	5-12	3-6
Indianapolis	8-9	5-3

### TENTATIVE 2025 NFL DRAFT ORDER

The Dolphins currently hold seven picks in the 2025 NFL Draft, including the 13th overall selection. Compensatory picks will be allotted later in the spring.

Below is the projected order for the 2025 NFL Draft:

#### 2025 NFL DRAFT ORDER

NO.	TEAM	W	L	T	PCT.
1.	Tennessee	3	14	0	.176
2.	Cleveland	3	14	0	.176
3.	N.Y. Giants	3	14	0	.176
4.	New England	4	13	0	.235
5.	Jacksonville	4	13	0	.235
6.	Las Vegas	4	13	0	.235
7.	N.Y. Jets	5	12	0	.294
8.	Carolina	5	12	0	.294
9.	New Orleans	5	12	0	.294
10.	Chicago	5	12	0	.294
11.	San Francisco	6	11	0	.353
12.	Dallas	7	10	0	.412
13.	MIAMI	8	9	0	.471
14.	Indianapolis	8	9	0	.471
15.	Atlanta	8	9	0	.471
16.	Arizona	9	8	0	.471
17.	Cincinnati	9	8	0	.529
18.	Seattle	10	7	0	.588

Picks 19-32 will be determined after the postseason.



## OFFENSE NOTES

### MIAMI'S SCORING EFFICIENCY RANKED AMONG THE TOP 10 IN THE SECOND HALF OF THE SEASON

The Dolphins **scored on 45 of their 96 offensive possessions** (46.9%) in the last nine games of the season.

In contrast to a 30.2% scoring efficiency throughout the first nine weeks of the season, Miami's **46.9% scoring efficiency from Weeks 10-18** ranked eighth in the NFL:

2024 NFL SCORING DRIVES (WEEKS 10-18)			
RK.	TEAM	DRIVES	SCORES PCT.
1.	Detroit	94	52 55.3
2.	Tampa Bay	84	43 51.2
3.	Green Bay	81	41 50.6
4.	Buffalo	82	41 50.0
	L.A. Chargers	92	46 50.0
6.	Philadelphia	98	47 48.0
7.	Arizona	81	38 46.9
8.	MIAMI	96	45 46.9
9.	Denver	86	39 45.3
10.	Cincinnati	88	39 44.3

### DOLPHINS CAPITALIZED ON METHODOICAL DRIVES

Miami recorded five of its 10 longest scoring drives (by time of possession) under Head Coach Mike McDaniel in 2024:

DOLPHINS LONGEST SCORING DRIVES (BY TIME) SINCE 2022					
RK.	OPP.	DATE	PLAYS	YDS	TIME RESULT
1.	vs. N.Y. Jets	11/24/23	15	92	9:03 TD
2.	vs. Las Vegas	11/17/24	16	52	8:22 FG
3.	at Buffalo	11/3/24	14	97	8:21 TD
4.	vs. Las Vegas	11/17/24	14	70	8:13 TD
5.	vs. N.Y. Jets	1/8/23	15	72	8:12 FG
6.	vs. Arizona	10/27/24	12	40	8:01 FG
7.	at Washington	12/03/23	13	59	7:50 TD
8.	vs. Las Vegas	11/17/24	14	97	7:47 TD
9.	at Buffalo	12/17/22	14	52	7:45 FG
10.	vs. N.Y. Jets	12/17/23	12	42	7:43 FG

The Dolphins recorded 28 scoring drives of 10-plus plays and six of 14 plays or more in 2024. By comparison, Miami had a total of 21 scoring drives of 10-plus plays and only three of 14-plus plays in the 2023 season.

### DOLPHINS MAINTAINED OFFENSIVE CONTROL IN 2024

Miami went three-and-out only 26 times in its 182 offensive possessions of the 2024 season, which tied with San Francisco for the **fourth-fewest in the NFL**.

The Dolphins averaged a time of possession of 31:43 in 2024, which **ranked fourth in the league** and is the **fourth-best by a Dolphins offense since 1991**.

### MIAMI FINISHED STRONG IN THE RED ZONE

After ranking 27th in red zone efficiency (50.0%) through the first nine weeks of the season, the Dolphins went on to score 19 touchdowns on 31 trips to the red zone (61.3%) from Weeks 10 to 18. **Miami's 61.3% red zone efficiency in the second half of the season ranked 10th in the NFL.**

### MIAMI'S AIR ATTACK BECAME A FACTOR

The Dolphins recorded 245 receptions for 2,371 yards (9.6 avg.) and 16 touchdowns as a team in the second half of the season (Week 10-18).

After being ranked 23rd in the league in receptions and 29th in receiving yards through the first nine games, Miami's air attack took a turn and finished **second in receptions and fourth in receiving yards in the NFL from Weeks 10-18:**

2024 NFL RECEIVING (WEEKS 10-18)		
RK.	TEAM	REC. REC. YDS
1.	Cincinnati	248 2,674
2.	MIAMI	245 2,371
3.	Detroit	235 2,826
4.	Kansas City	216 2,104
5.	Minnesota	207 2,433

Miami had the **third-best receiving rate in the NFL (72.7%)**, recording 413 receptions on 568 targets.

The Dolphins also ranked fourth in the NFL in yards after catch in 2024 with 2,212:

2024 NFL YARDS AFTER CATCH	
RK.	TEAM YAC
1.	Detroit 2,669
2.	Tampa Bay 2,447
3.	Kansas City 2,368
4.	MIAMI 2,212
5.	Cincinnati 2,197

Three Dolphins recorded 700-plus receiving yards this season. **Miami was one of four teams in the NFL this year with three 700-plus yard receivers and the only team with three players with at least 75 receptions:**

2024 DOLPHINS RECEIVING LEADERS			
RK.	PLAYER	REC. REC. YDS.	REC. TDs
1.	Tyreek Hill	81 959	6
2.	Jonnu Smith	88 884	8
3.	Jaylen Waddle	58 744	2
4.	De'Von Achane	78 592	6

**Miami's 413 total receptions in 2024 were the most in a single season in franchise history.**



## OFFENSE NOTES

### TAGOVAILOA LED THE NFL IN COMPLETION PERCENTAGE AND SET A NEW FRANCHISE RECORD

**QB Tua Tagovailoa** completed 291-of-399 pass attempts in 2024, finishing the season with a 72.9 completion percentage. **The mark led the NFL and was the best in a season in franchise history:**

2024 NFL LEADERS IN COMPLETION PERCENTAGE				
RK.	PLAYER (TEAM)	CMP.	ATT.	CMP %
1.	TUA TAGOVAILOA (MIA.)	291	399	72.9
2.	Jared Goff (Det.)	390	539	72.4
3.	Baker Mayfield (TB)	407	570	71.4
4.	Joe Burrow (Cin.)	460	652	70.6

DOLPHINS SINGLE-SEASON COMPLETION PERCENTAGE LEADERS					
(ALL TIME)					
RK.	PLAYER	YEAR	CMP.	ATT.	CMP %
1.	TUA TAGOVAILOA	2024	291	399	72.9
2.	Tua Tagovailoa	2023	388	560	69.3
3.	Ryan Fitzpatrick	2020	183	267	68.5
4.	Tua Tagovailoa	2021	263	388	67.8
5.	Chad Pennington	2008	321	476	67.4

His 72.9 completion percentage is also the third-best mark in a season in NFL history:

NFL SINGLE-SEASON COMPLETION PERCENTAGE LEADERS					
RK.	PLAYER	YEAR	CMP.	ATT.	CMP %
1.	Drew Brees	2018	364	489	74.4
2.	Drew Brees	2019	281	378	74.3
3.	TUA TAGOVAILOA	2024	291	399	72.9
4.	Jared Goff	2024	390	539	72.4
5.	Drew Brees	2017	386	536	72.0

Tagovailoa's career 68.1 completion percentage is the second-best mark in NFL history, behind Joe Burrow's 68.6.

Tagovailoa has now led the NFL in passer rating (2022), passing yards (2023) and completion percentage (2024). **He is one of seven quarterbacks since passer rating was introduced in 1973 to lead the league in each of those categories**, joining Tom Brady, Drew Brees, Peyton Manning, Philip Rivers, Kurt Warner and Ken Anderson.

Only Tagovailoa, Anderson and Warner accomplished the feat in their first five seasons in the NFL.

Tagovailoa threw for 2,867 yards with 19 touchdowns, seven interceptions and a 101.4 passer rating. His 101.4 passer rating ranked eighth in the NFL this year, while his seven interceptions were tied for the 10th-fewest.

### TAGOVAILOA POSTED THIRD-CONSECUTIVE SEASON WITH 100.0-PLUS PASSER RATING

Tagovailoa, who finished the season with a 101.4 passer rating, has now posted a passer rating of 100.0 or better in three consecutive seasons.

**He is the first Dolphin in history and only the 11th player since passer rating was introduced in 1973 to accomplish that feat:**

MOST CONSECUTIVE SEASONS WITH 100.0-PLUS PASSER RATING		
RK.	PLAYER (TEAM)	NO. SEASONS
1.	Aaron Rodgers (GB)	6 2009-14
	Drew Brees (NO)	6 2015-20
3.	Steve Young (SF)	4 1991-94
	Russell Wilson (Sea.)	4 2018-21
5.	TUA TAGOVAILOA (MIA.)	3 2022-24
	Peyton Manning (Ind.)	3 2004-06
	Philip Rivers (SD)	3 2008-10
	Payton Manning (Den.)	3 2012-14
	Tom Brady (NE)	3 2015-17
	Patrick Mahomes (KC)	3 2018-20
	Kirk Cousins (Min.)	3 2019-21

### TUA HAD THE BEST RED ZONE PASSER RATING IN THE NFL

Tagovailoa was the most efficient passer in the red zone this year, completing 41-of-57 passes (71.9 pct.) for 255 yards, 16 touchdowns, no interceptions and a 120.2 passer rating.

His 120.2 passer rating in the red zone was the top mark in the league in 2024:

2024 RED ZONE PASSER RATING LEADERS		
RK.	PLAYER (TEAM)	CMP. % RATING
1.	TUA TAGOVAILOA (MIA.)	71.9 120.2
2.	Lamar Jackson (Bal.)	70.3 119.1
3.	Baker Mayfield (TB)	73.1 117.0
4.	Jared Goff (Det.)	65.6 113.0
5.	Bo Nix (Den.)	64.7 109.4





## OFFENSE NOTES

### TAGOVAILOA'S HISTORIC STRETCH

**QB Tua Tagovailoa** went on a historic stretch from Week 8 to Week 15, recording eight consecutive games with a completion percentage of 70.0 or better. **He tied Joe Montana and Drew Brees for the longest streak in NFL history:**

CONSECUTIVE GAMES WITH 70.0+ CMP. PCT. IN NFL HISTORY			
RK.	PLAYER	YEAR	GAMES
1.	TUA TAGOVAILOA	2024	8
	Drew Brees	2017-18	8
	Joe Montana	1989	8
4.	Brock Purdy	2023	7
	Drew Brees	2016	7
	Sam Bradford	2016	7
	Peyton Manning	2008-09	7

Tagovailoa also had 40-plus passing attempts, multiple touchdowns and no interceptions from Weeks 12 - 14, becoming the **first player in NFL history to boast that statline in three consecutive games within a single season.**

He threw for more than 300 yards in each of those games, joining **Hall of Famer Dan Marino** as the only quarterbacks in team history to record three consecutive games of 300-plus passing yards.

Tagovailoa's streak of three games with 300-plus passing yards, multiple touchdowns and no interceptions is **the longest in franchise history.**

He has recorded 16 career games of 300-plus passing yards, which is tied with Ryan Tannehill for **second-most in team history.**

Tagovailoa also became the **fourth quarterback in Dolphins history to pass for 15,000 yards and 100 passing touchdowns in a career:**

MOST PASSING YARDS IN DOLPHINS HISTORY			
RK.	PLAYER (YEARS)	CMP%	YDS. TDs
1.	Dan Marino (1983-1999)	59.4	61,361 420
2.	Bob Griese (1967-80)	56.2	25,092 192
3.	Ryan Tannehill (2012-18)	62.8	20,434 123
4.	TUA TAGOVAILOA (2020-24)	68.1	15,506 100

Tagovailoa has thrown a touchdown pass in 15 consecutive regular-season games, which is **the second-longest active streak in the NFL** behind Lamar Jackson's 24.

He has thrown at least one passing touchdown in 36 of his last 37 games.

### SMITH RE-WROTE MIAMI'S TIGHT END RECORD BOOK

**TE Jonnu Smith** finished his first year in Miami with 88 receptions for 884 receiving yards and eight touchdowns, **setting single-season franchise records at the tight end position in each category.**

**His 88 receptions** were 15 more than any other tight end in a season in franchise history:

MOST SINGLE-SEASON RECEPTIONS AMONG MIAMI TIGHT ENDS (ALL-TIME)			
RK.	PLAYER	YEAR	REC.
1.	JONNU SMITH	2024	88
2.	Randy McMichael	2004	73
	Mike Gesicki	2021	73

His 884 receiving yards **broke Miami's 20-year-old single-season record** set by Randy McMichael, who recorded 791 in 2004, by nearly 100 yards:

MOST SINGLE-SEASON RECEIVING YARDS AMONG MIAMI TIGHT ENDS (ALL-TIME)			
RK.	PLAYER	YEAR	YDS.
1.	JONNU SMITH	2024	884
2.	Randy McMichael	2004	791
3.	Mike Gesicki	2021	780

His eight receiving touchdowns were **the most among tight ends in a Dolphins season**, breaking the record shared by Keith Jackson and Anthony Fasano, who each had seven in 1994 and 2008:

MOST SINGLE-SEASON RECEIVING TOUCHDOWNS AMONG MIAMI TIGHT ENDS (ALL-TIME)			
RK.	PLAYER	YEAR	TDs
1.	JONNU SMITH	2024	8
2.	Keith Jackson	1994	7
	Anthony Fasano	2008	7

Smith finished the season as one of the NFL's top tight ends, ranking **fourth in catches and receiving yards, while tying for second in touchdowns:**

2024 NFL RECEIVING PRODUCTION (TIGHT ENDS)			
RK.	PLAYER (TEAM)	REC.	YDS. TDs
1.	Brock Bowers (LV)	112	1,194 5
2.	Trey McBride (Ari.)	111	1,146 2
3.	George Kittle (SF)	78	1,106 8
4.	JONNU SMITH (MIA.)	88	884 8
5.	Travis Kelce (KC)	97	823 3

Smith set **career highs in receiving yards and receptions, while tying his top mark for receiving touchdowns** in his first season with Miami. His 884 receiving yards were over 300 more than his previous career best of 582 set in 2023, and his 88 catches surpassed his previous career high by 38 receptions.



## OFFENSE NOTES

### ACHANE IMPACTED THE RUN AND PASS GAME

After turning in a historic performance his rookie year in 2023, **RB De'Von Achane** continued to deliver for Miami in 2024.

He finished the season with 907 rushing yards on 203 carries (4.5 avg.) with six rushing touchdowns, along with 78 receptions for 592 yards (7.6 avg.) and six receiving touchdowns.

Achane became the **first Dolphins player to have at least 750 rushing yards and 500 receiving yards within a single season**, and was the **only player in the NFL with 900-plus rushing yards paired with 550-plus receiving yards in 2024**.

Achane **led the NFL in both receptions and receiving yards among running backs**, while tying with Tampa Bay's Rachaad White for **most receiving touchdowns among backs** in 2024:

#### 2024 NFL RECEIVING PRODUCTION (RUNNING BACKS)

RK.	PLAYER (TEAM)	REC.	REC. YDS	REC. TDs
1.	DEV'ON ACHANE (MIA.)	78	592	6
2.	Alvin Kamara (NO)	68	543	2
3.	Jahmyr Gibbs (Det.)	52	517	4
4.	Breece Hall (NYJ)	57	483	3
5.	Bijan Robinson	61	431	1

He set **franchise single-season records in receiving touchdowns and receptions among Miami running backs**:

#### MOST SINGLE-SEASON RECEIVING TOUCHDOWNS AMONG MIAMI RUNNING BACKS (ALL-TIME)

RK.	PLAYER (TEAM)	YEAR	REC. TDs
1.	DEV'ON ACHANE	2024	6
2.	Norm Bulaich	1975	5
	Keith Byars	1994	5
	Kenyan Drake	2018	5
	Jim Jensen	1988	5
	Tony Nathan	1980	5

#### MOST SINGLE-SEASON RECEPTIONS AMONG MIAMI RUNNING BACKS (ALL-TIME)

RK.	PLAYER (TEAM)	YEAR	REC.
1.	DEV'ON ACHANE	2024	78
2.	Terry Kirby	1993	75
3.	Tony Nathan	1985	72
4.	Terry Kirby	1995	66

Meanwhile, his 592 receiving yards in 2024 rank **fifth among running backs in franchise history**.

### ACHANE LED THE WAY FROM SCRIMMAGE

Achane was the most productive Dolphin from scrimmage in 2024, finishing the season with 1,499 yards of offense and 12 total touchdowns.

His 1,499 yards from scrimmage ranked **12th among all players in the NFL in 2024** and were the **fifth-most ever recorded in a Dolphins season**:

#### MOST YARDS FROM SCRIMMAGE IN A SEASON IN DOLPHINS HISTORY

RK.	PLAYER (YEAR)	RSH. YDS.	REC. YDS.	TOT.
1.	Ricky Williams (2002)	1,853	363	2,216
2.	Tyreek Hill (2023)	15	1,799	1,814
3.	Tyreek Hill (2022)	32	1,710	1,742
4.	Ricky Williams (2003)	1,372	351	1,723
5.	DEV'ON ACHANE (2024)	907	592	1,499

Achane's 12 scrimmage touchdowns in 2024, were **tied for eighth among running backs in the league this season and in a single season in franchise history**.

He became the first player in Dolphins history to have **six rushing touchdowns and six receiving touchdowns in a single season**.

### ACHANE HAS 2ND-MOST TDs AMONG 2023 DRAFT CLASS

Achane has scored **23 touchdowns** (14 rushing and nine receiving) since being drafted by Miami in 2023. His 23 total scores are tied for **second-most among players from the 2023 NFL Draft Class**, while his nine receiving touchdowns are the most among running backs in the class.

#### MOST TOUCHDOWNS FROM 2023 NFL DRAFT

RK.	PLAYER (TEAM)	RSH. TDs	REC. TDs	TDs
1.	Jahmyr Gibbs (Det.)	26	5	31
2.	DEV'ON ACHANE (MIA.)	14	9	23
	Bijan Robinson (Atl.)	18	5	23

He is only the **second player in Dolphins history to score 23-plus total touchdowns in the first two seasons of his NFL career**, joining RB Abdul-Karim Al-Jabbar (27).

### ACHANE WAS ELITE MOVING THE CHAINS

Achane led the team with a total of 67 first downs—37 rushing and 30 receiving. **He was the only player in the NFL with more than 30 rushing and 30 receiving first downs in 2024**, and the first Dolphin since RB Terry Kirby in 1995 to achieve that feat.

His 30 receiving first downs were the most in the league among running backs in 2024.



## OFFENSE NOTES

### WADDLE REACHED 4,000 CAREER YARDS

**WR Jaylen Waddle** caught 58 passes for 744 yards (12.8 avg.) in 2024, surpassing 300 receptions and 4,000 receiving yards in his career.

His 4,129 career receiving yards are the most by a Dolphins player in his first four NFL seasons, while his 309 receptions rank second:

MOST REC. YDS IN FIRST FOUR SEASONS IN DOLPHINS HISTORY				
RK.	PLAYER	REC.	YDS.	TDs
1.	JAYLEN WADDLE	309	4,129	20
2.	Jarvis Landry	400	4,038	22
3.	Mark Clayton	209	3,649	33
4.	Chris Chambers	233	3,478	28
5.	Mark Duper	157	2,959	21

He is the **second player in franchise history** to total over 300 receptions with 4,000-plus receiving yards in the first four seasons of his NFL career.

His 4,129 receiving yards rank 10th in franchise history and are the third-most among wide receivers from the 2021 NFL Draft:

MOST REC. YARDS BY WRs DRAFTED IN 2021				
RK.	PLAYER	TEAM	REC.	REC. YDS.
1.	Ja'Marr Chase	Cin.	395	5,425
2.	Amon-Ra St. Brown	Det.	430	4,851
3.	JAYLEN WADDLE	MIA.	309	4,129
4.	DeVonta Smith	Phi.	308	4,011
5.	Nico Collins	Hou.	218	3,230

### HILL CONTINUED TO CLIMB THE NFL RECORD BOOK

**WR Tyreek Hill** recorded 81 receptions for 959 yards and six touchdowns in 2024, surpassing 11,000 career receiving yards.

He became the **43rd player in NFL history** to reach **11,000 receiving yards** in his career, and the seventh to accomplish that feat in his first nine seasons.

His 11,098 career receiving yards are the most in the NFL since he entered the league in 2016, while his 82 touchdowns rank third and his 798 receptions rank fourth:

RECEIVING PRODUCTION AMONG ACTIVE NFL PLAYERS SINCE 2016				
RK.	PLAYER	TEAM	REC.	YDS. TDs
1.	TYREEK HILL	KC/MIA.	798	11,098 82
2.	Davante Adams	GB/LV/NYJ	869	10,915 99
3.	Mike Evans	TB	694	10,427 90
3.	Travis Kelce	KC	865	10,414 67
5.	Stefon Diggs	Min./Buf./Hou.	805	9,771 66

Hill turned in a 10-catch performance for 115 yards and a touchdown reception in Miami's Week 14 victory over the N.Y. Jets.

It was his 11th career game of at least 10 receptions with 100 receiving yards and a touchdown catch, which is **tied for second-most such games by a player in his first nine NFL seasons**:

MOST GAMES OF 10 REC., 100 REC. YDS. AND REC. TD SINCE 2016		
RK.	PLAYER (TEAMS)	GAMES
1.	Davante Adams (GB/LV/NYJ)	16
2.	TYREEK HILL (KC/MIA.)	11
	Michael Thomas (NO)	11
4.	Keenan Allen (SD/LAC/Chi.)	9

His six touchdowns this season made him the **third player in NFL history with at least six receiving touchdowns in each of his first nine seasons**, joining Pro Football Hall of Famers Marvin Harrison and Don Hutson.

### WADDLE & HILL ADDED TO THEIR DOLPHINS RESUME

**WR Tyreek Hill** crossed the 100-yard receiving threshold three times in 2024 (Week 1 vs. Jacksonville, Week 14 vs. N.Y. Jets and Week 17 at Cleveland). He has now recorded **18 100-yard receiving performances as a Dolphin**, which is the third-most in franchise history.

Meanwhile, **WR Jaylen Waddle topped 100 receiving yards twice this season** (Week 1 vs. Jacksonville and Week 12 vs. New England) reaching **12 games of 100-plus receiving yards in his career** and tying **Nat Moore** for fifth-most in Dolphins history:

MOST 100-YARD RECEIVING GAMES BY A DOLPHIN		
RK.	PLAYER (YEARS)	GAMES
1.	Mark Duper (1982-92)	28
2.	Mark Clayton (1983-92)	22
3.	TYREEK HILL (2022-24)	18
4.	Chris Chambers (2001-07)	17
5.	JAYLEN WADDLE (2021-24)	12
	Nat Moore (1974-86)	12





## DEFENSE NOTES

### MIAMI'S DEFENSE WAS AMONG THE TOP IN THE NFL IN 2024

Miami finished **fourth in total defense**, holding opponents to 314.4 yards per game in 2024. It was the best mark by a Dolphins defense since allowing 309.3 yards per game in 2010.

It was also Miami's first top-five finish since ranking fourth in 2006 with 289.1 yards allowed per game.

Miami finished among the league's top 10 in several categories:

NFL DEFENSIVE RANKINGS (2024)		
CATEGORY	RANK	STAT
Goal-to-Go Defense	2	60.0%
Total Defense	4	314.4
Red Zone Defense	4	49.1%
Third Down Defense	6	35.9%
Rushing Defense	9	103.7
Passing Defense	9	210.7
Scoring Defense	10	21.4

### DOLPHINS RUN DEFENSE TOOK A STEP FORWARD

Miami's run defense, which ranked **ninth in the NFL in 2024** (103.7 rushing yards per game), improved as the season progressed, holding opponents to **89.2 rushing yards per game** from Week 10 to 18 and **ranking fifth in the league in that span**:

RUSHING YARDS ALLOWED PER GAME (WEEKS 10-18)		
RK.	TEAM	RSH YDS RSH YDS/GM
1.	Tampa Bay	486 60.8
2.	Denver	661 82.6
3.	Green Bay	672 84.0
4.	Baltimore	680 85.0
5.	MIAMI	803 89.2

The Dolphins were **one of only seven teams in the NFL** to hold opponents to less than 100.0 rushing yards per game in the last nine weeks of the season.

Miami was also the **only team to not allow a 100-yard rusher in 2024** and has not allowed one since Week 1 of the 2023 season at the L.A. Chargers.

The **33-game streak** is the longest active streak in the NFL, and Miami's longest since having 38 such games from 1970-73:

MOST CONSECUTIVE GAMES WITHOUT ALLOWING A 100-YARD RUSHER (ACTIVE STREAK)		
RK.	TEAM	GAMES STREAK BEGAN
1.	MIAMI	33 2023, WEEK 2
2.	Kansas City	16 2024, Week 2
3.	Green Bay	10 2024, Week 8

### MIAMI EXCELLED IN GOAL-TO-GO AND RED ZONE EFFICIENCY

The Dolphins defense thrived in the red zone and goal-to-go situations in 2024. Miami allowed only 28 touchdowns in 55 red zone trips (49.1%) and 18 touchdowns in 30 goal-to-go situations (60.0%).

Miami's defensive goal-to-go and red zone efficiency in 2024 ranked second and fourth, respectively, in the NFL:

DEFENSIVE GOAL-TO-GO EFFICIENCY			
RK.	TEAM	G2G	G2G TDs G2G%
1.	Denver	30	17 56.7
2.	MIAMI	30	18 60.0
3.	L.A. Chargers	18	11 61.1
4.	Detroit	35	22 62.9
5.	Baltimore	28	18 64.3

DEFENSIVE RED ZONE EFFICIENCY			
RK.	TEAM	RZ TRIPS	RZ TDs RZ%
1.	L.A. Chargers	40	18 45.0
2.	Chicago	63	29 46.0
3.	Denver	49	23 46.9
4.	MIAMI	55	27 49.1
5.	L.A. Rams	56	28 50.0
	Philadelphia	48	24 50.0

### DOLPHINS DEFENSE HELD STRONG ON THIRD DOWN

Miami's strong defensive showing was evident on third downs. The Dolphins held their opponents to **35.9% of third down conversions** in 2024, which ranked sixth in the league:

THIRD DOWN DEFENSE (2024)		
RK.	TEAM	3D %
1.	Detroit	32.4
2.	Pittsburgh	35.3
3.	Philadelphia	35.5
4.	Minnesota	35.6
5.	L.A. Chargers	35.7
6.	MIAMI	35.9
7.	Houston	35.9
8.	Cleveland	36.2
9.	Dallas	36.6
10.	Seattle	37.1





## DEFENSE NOTES

### SIELER WAS MIAMI'S MOST VALUABLE PLAYER IN 2024

**DT Zach Sieler**, who was named the 2024 Dan Marino MVP by local media, led Miami's defense with 10.0 sacks and 13 tackles for loss while recording 55 tackles (28 solo), one interception, a forced fumble and one fumble recovery.

Sieler's 10.0 sacks were the second-most in the NFL among defensive tackles and tied his own franchise record for most sacks by a defensive tackle in a season set in 2023:

2024 SACK LEADERS (DEFENSIVE TACKLES)			
RK.	PLAYER		SACKS
1.	Leonard Williams (Sea.)		11.0
2.	<b>ZACH SIELER (MIA.)</b>		<b>10.0</b>
3.	Dexter Lawrence (NYG)		9.0
4.	Zach Allen (Den.)		8.5
5.	Cameron Heyward (Pit.)		8.0

DOLPHINS SINGLE-SEASON SACK LEADERS (DEFENSIVE TACKLES)			
RK.	PLAYER	YEAR	SACKS
1.	<b>ZACH SIELER (MIA.)</b>	<b>2024</b>	<b>10.0</b>
	<b>ZACH SIELER (MIA.)</b>	<b>2023</b>	<b>10.0</b>
3.	Christian Wilkins	2023	9.0
4.	Bob Baumhower	1983	8.0
5.	Randy Starks	2009	7.0
	Mike Charles	1985	7.0

His 20.0 sacks since 2023 are the **most among interior defensive linemen in the NFL** in that span.

He is the **first Dolphin to record 10.0-plus sacks in consecutive seasons since Cameron Wake in 2016-17.**

He is also one of two Dolphins players to **record 10.0-plus sacks, an interception and a fumble recovery in consecutive seasons since 2000,** joining Jason Taylor who did so in 2006-07.

He was **one of two players in 2024 with at least 10.0 sacks, one interception, one forced fumble and a fumble recovery** (Nik Bonitto, Den.).



Sieler is also **one of two players and the only interior defensive lineman since 2000 to record consecutive seasons with double-digit sacks and tackles for loss, an interception, a forced fumble and a fumble recovery** (Jared Allen, 2009-11).

He logged his second-career interception and a sack in Week 3 at Seattle and was **one of three defensive linemen in 2024 to tally a sack and an interception in the same game** (Sam Hubbard, Cin. and Leonard Williams, Sea.).

### CAMPBELL WAS A DEFENSIVE ANCHOR FOR MIAMI

**DT Calais Campbell**, who signed with Miami as a free agent prior to the 2024 season, appeared in all 17 games and totaled 52 tackles (35 solo), 5.0 sacks, 12 tackles for loss and a forced fumble.



The 17-year NFL veteran kicked off his Dolphins career with a sack of Jaguars QB Trevor Lawrence on Miami's very first defensive play of the 2024 season, marking his 16th consecutive season with a sack, the **third-longest streak in NFL history:**

MOST CONSECUTIVE SEASONS WITH A SACK IN NFL HISTORY			
RK.	PLAYER		SEASONS
1.	Bruce Smith (HOF)		19
2.	Julius Peppers (HOF)		17
3.	<b>CALAIS CAMPBELL</b>		<b>16</b>

Campbell was an impact player in Miami's Week 10 victory at the L.A. Rams, recording a sack, a tackle for loss and two pass deflections. The following week against Las Vegas, he added another sack and became the **eighth player aged 38 or older to record sacks in back-to-back games since the 1970 merger.**

Campbell has appeared in a total of **261 career games.** He reached his 250th game in Week 7 at Indianapolis, becoming the **first interior lineman, fourth defensive lineman and only active defensive lineman to reach that benchmark.**



## DEFENSE NOTES

In Week 18 at the N.Y. Jets, Campbell made his 242nd career start, which is **the third-most by a defensive lineman in NFL history**:

MOST GAMES STARTED BY DEFENSIVE LINEMEN IN NFL HISTORY				
RK.	PLAYER	TEAM	POS.	GP/GS
1.	Jim Marshall	Cle./Min.	DE	282/277
2.	Bruce Smith (HOF)	Buf./Was.	DE	279/267
3.	CALAIS CAMPBELL	ARI./JAX./BAL./ATL./MIA.	DT	261/242
4.	Julius Peppers (HOF)	Car./Chi./GB	DE	266/240
5.	Ted Washington	SF/Den./Buf./Chi./NE/Oak./Cle.	DT	236/204
	Clyde Simmons	Phi./Ari./Jax./Cin./Chi.	DE	236/185

He recorded his 110th-career sack in Week 18, making him the **29th player in NFL history to reach that benchmark**.

In his career, Campbell has recorded **908 tackles (642 solo), 110.5 sacks**, three interceptions, 63 passes defended, 18 forced fumbles, 13 fumble recoveries and three fumble recoveries returned for a touchdown.

He is **the only active defensive lineman and the first since at least 2000 to reach 900 career tackles**, a mark he surpassed during Miami's Week 16 win over San Francisco:

MOST TACKLES BY DEFENSIVE LINEMEN SINCE 2000				
RK.	PLAYER (YEARS)	SOLO	ASST.	TKLS
1.	CALAIS CAMPBELL (2008-pres.)	643	265	908
2.	Terrell Suggs (2003-19)	624	262	886
3.	Justin Smith (2001-14)	615	269	884
4.	Julius Peppers (2002-18)	557	162	719
5.	Cameron Hayward (2011-pres.)	439	279	718

Campbell's 52 stops were the second-most on the team among defensive linemen this year, while his 12 tackles for loss ranked second on the defense behind Sieler's 13.

In his first season with the Dolphins, **Campbell was selected by his teammates as a team captain and the recipient of the Don Shula Leadership Award**.

### BROOKS POSTED THE THIRD-MOST TACKLES SINCE 2005

Another defensive weapon added prior to the 2024 season was **LB Jordyn Brooks**, who had a productive first year with the Dolphins.

He was the team's leading tackler with **143 tackles (86 solo)** and added 3.0 sacks, 11 tackles for loss, two fumble recoveries and six passes defended.



His 143 tackles in 2024 are **the third-most by a Dolphins player in a single season in the last 20 years**, and the most since Hall of Fame linebacker Zach Thomas had 165 in the 16 games of the 2006 season:

DOLPHINS SINGLE-SEASON TACKLE LEADERS SINCE 2005			
RK.	PLAYER	YEAR	TACKLES
1.	Zach Thomas	2005	166
2.	Zach Thomas	2006	165
3.	JORDYN BROOKS	2024	143
4.	Reshad Jones	2015	135
5.	Carlos Dansby	2012	134

He was **one of three players in the NFL** this year to have more than 100 tackles, 10 tackles for loss, five passes defended and 3.0 sacks (Zaire Franklin, Ind.; Nick Bolton, KC.).

One of Brooks's most impressive performances came in Week 4 against Tennessee when he recorded **13 tackles, 1.0 sack and a pass defended**.

He was **one of only three players in the NFL** this year to post such a statline in a game (Dane Belton, NYG; Blake Cashman, Min.) and the **first Dolphin since 2005** when Thomas recorded 17 tackles, 1.0 sack and a pass deflection against Carolina.

He logged another 13 stops against Las Vegas in Week 11, making him the **first Dolphin to have multiple games of at least 13 tackles in a season since Kiko Alonso in 2018**.

Brooks surpassed the **600-career tackle mark** in Week 12 against New England. He is one of eight players since he entered the league in 2020 with more than 600 career stops. **His 655 career tackles are tied for fourth most in the NFL since 2020**:

MOST TACKLES SINCE 2020				
RK.	PLAYER	GP	SOLO	ASST. TKLS
1.	Roquan Smith (Bal.)	82	461	322 783
2.	Foye Oluokun (Jax.)	79	479	295 774
3.	Bobby Wagner (Sea.)	83	426	337 763
4.	JORDYN BROOKS (MIA.)	80	394	261 655
	Fred Warner (SF)	83	395	260 655



## DEFENSE NOTES

### DODSON ADDED IMMEDIATE VALUE TO MIAMI'S DEFENSE

**LB Tyrel Dodson**, who joined the team via waivers (Sea.) in Week 11, was quick to make an impact.

He recorded a one-handed interception in Miami's Week 12 victory over New England and had an impressive outing in Week 17 at Cleveland, grabbing another pick and leading the team with 15 tackles.

His 15 stops were the most by any defender in the NFL in Week 17 and the **most by a Dolphins player since Jerome Baker had 16 against New England in Week 1 of the 2020 season.**

He became the **seventh Dolphin to record 15 tackles in a game** since tackles became officially tracked in 1994 and **the first one with a game of 15 stops and an interception** in that span.

Dodson then picked off Jets QB Aaron Rodgers in Week 18 on Miami's first defensive play of the game, finishing the season with a **team-leading three interceptions.**

He was the **only linebacker in the 2024 season to have three interceptions and one of six players with at least three interceptions from the time he joined the team in Week 11 to Week 18.**



### ROBINSON WAS AMONG THE TOP DEFENSIVE ROOKIES

Rookie **LB Chop Robinson** tallied 26 tackles (16 solo), 6.0 sacks, eight tackles for loss, 14 QB hits and four passes defended.



**His 6.0 sacks and 14 QB hits were both the second-most among first-year players this season:**

2024 SACK LEADERS (ROOKIES)			
RK.	PLAYER	TEAM	SACKS
1.	Braden Fiske	L.A. Rams	8.5
2.	CHOP ROBINSON	MIAMI	6.0
3.	Jonah Elliss	Denver	5.0
4.	Jared Verse	L.A. Rams	4.5
5.	Laiatu Latu	Indianapolis	4.0

2024 NFL QB HITS LEADERS (ROOKIES)			
RK.	PLAYER	TEAM	QB HITS
1.	Jared Verse	L.A. Rams	18
2.	CHOP ROBINSON	MIAMI	14
3.	Laiatu Latu	Indianapolis	12
4.	Braden Fiske	L.A. Rams	10
5.	Chris Braswell	Tampa Bay	8

### MIAMI'S SECONDARY FEATURED PROVEN VETERANS

The Dolphins secondary featured an experienced group of players that included **CB Jalen Ramsey** and **CB Kendall Fuller**, along with **S Jordan Poyer** and **S Jevón Holland.**

Ramsey and Fuller, who both entered the league in 2016, are the **only cornerback tandem in the NFL to each have 500-plus career tackles:**

MOST TACKLES BY CORNERBACKS SINCE 2016					
RK.	PLAYER	GP	SOLO	ASST.	TKLS
1.	Kenny Moore II (Ind.)	117	458	128	586
2.	JALEN RAMSEY (MIA.)	135	432	102	534
3.	KENDALL FULLER (MIA.)	128	402	131	533
4.	Taron Johnson (Buf.)	100	376	136	512
5.	Mike Hilton (Cin.)	123	386	120	506



## DEFENSE NOTES



Ramsey and Fuller totaled 60 and 50 tackles, respectively, this season. Both players have now had seven seasons with at least 50 tackles since they entered the league in 2016, which is **tied for the second-most among cornerbacks during that span**. Only Cincinnati's Mike Hilton has more with eight.

Ramsey appeared in his 125th career game in Week 8 against Arizona, totaling four tackles and a pass breakup to surpass 500 career tackles and 100 passes defended. He became the **ninth player in NFL history to record 500 tackles and 100 passes defended in their first 125 career games**.

Ramsey finished the season as the team leader in passes defended with 11 and his **108 career passes defended are ranked third in the NFL since 2016**:

MOST PASSES DEFENDED SINCE 2016			
RK.	PLAYER	CURRENT TEAM	PDs
1.	Darius Slay	Philadelphia	126
2.	James Bradberry	Philadelphia	112
3.	<b>JALEN RAMSEY</b>	<b>MIAMI</b>	<b>108</b>
4.	Stephon Gilmore	Minnesota	99
5.	Denzel Ward	Cleveland	95

He recorded two interceptions this season and has tallied 24 in his career, which is **tied for eighth in the NFL since he entered the league in 2016**.

Meanwhile, **S Jordan Poyer**, who joined the team as a free agent prior to the 2024 season, led the team among defensive backs with 98 tackles (51 solo) and ranked second among all Dolphins this season.

He surpassed 800 career tackles in Week 8 against Arizona and his 864 tackles to date **are the third-most among defensive backs since he entered the league in 2013**:

MOST TACKLES AMONG DEFENSIVE BACKS SINCE 2013			
RK.	PLAYER	CURRENT TEAM	TACKLES
1.	Harrison Smith	Minnesota	1,019
2.	Budda Baker	Arizona	883
3.	<b>JORDAN POYER</b>	<b>MIAMI</b>	<b>864</b>
4.	Kevin Byard	Chicago	860
5.	Tyrann Mathieu	New Orleans	833

### KOHOU MADE HIS PRESENCE FELT IN 2024

**CB Kader Kohou** had one of the best performances of his career in Week 15 at Houston, recording four tackles (two solo), a tackle for loss, a pass defended and a forced fumble.

**He became the first Dolphin to post such stat line in a game since Kiko Alonso in Week 5 of the 2017 season against Tennessee.**

The following week in Miami's win over San Francisco, Kohou had a game-clinching interception in the fourth quarter, picking off QB Brock Purdy with two minutes remaining in the game. It was his second interception of the season and the third of his career.

He finished the season with 45 tackles (33 solo), two interceptions, a forced fumble and a fumble recovery.

**He is one four undrafted cornerbacks in NFL history to reach 180 tackles and three interceptions in the first three seasons of his NFL career** (Chris Harris Jr., Brian Poole and Jacob Lacey).





## SPECIAL TEAMS NOTES

### SANDERS SETS CAREER HIGHS IN 2024

**K Jason Sanders** had one of the most productive seasons of his career in 2024, setting new career highs in field goals (37), field goals made from 50-plus yards (12) and consecutive field goals made (27).

He converted 37-of-41 field goals attempts this season (90.2 pct.), the fourth-most in the NFL:

NFL FIELD GOALS MADE LEADERS (2024)					
RK.	PLAYER	TEAM	FGM	FGA	PCT.
1.	Chris Boswell	Pittsburgh	41	44	93.0
2.	Brandon Aubrey	Dallas	40	47	85.1
3.	Cameron Dicker	L.A. Chargers	39	42	92.9
4.	JASON SANDERS	MIAMI	37	41	90.2
5.	Ka'imi Fairbairn	Houston	36	42	85.7

His 37 field goals set a new career high and were the second-most in a season in franchise history:

DOLPHINS SINGLE-SEASON FIELD GOALS MADE LEADERS					
RK.	PLAYER	YEAR	FGM	FGA	PCT.
1.	Olindo Mare	1999	39	46	84.8
2.	JASON SANDERS	2024	37	41	90.2
3.	Jason Sanders	2020	36	39	92.3

Of his 37 field goals, Sanders had a stretch from Week 8 to 18 in which he converted each of his 27 field goal attempts. That is the longest streak by a Dolphin and the longest active streak in the NFL:

MOST CONSECUTIVE FIELD GOALS MADE IN FRANCHISE HISTORY				
RK.	PLAYER	RANGE (YEAR)	FGM	
1.	JASON SANDERS	WEEKS 8 - 18 (2024)	27	
2.	Jason Sanders	Weeks 17 (2019) - 10 (2020)	22	
3.	Olindo Mare	Weeks 4 - 8 (1999)	19	

His 27 field goals and 103 points during that span both led the league.

Twelve of his 37 field goals were made from 50-plus yards, the most field goals from 50-plus yards in a single season in franchise history.

Sanders made nine-consecutive field goals from 50-plus yards. That is the longest active streak in the NFL and second-longest in Dolphins history to his own record of 10-straight kicks (2019-20).

Sanders had two crucial kicks from 50-plus for Miami. In Week 1 versus Jacksonville, Sanders converted a 52-yard game-winning field goal as time expired. In the Week 14 victory against the Jets, Sanders drilled a game-tying 52-yard field goal with seven seconds remaining to send the contest to overtime.



Sanders was the only kicker in the NFL to record at least one field goal in each game this season. He joined Garo Yepremian (1973) as the only Dolphins to record a field goal in each game of a season. His streak of 17 consecutive games with a field goal is the longest active streak in the NFL.

Sanders was named the AFC Special Teams Player of the Month twice this season after his strong efforts in November and December/January. He was the Week 16 AFC Special Teams Player of the Week after five field goals in the win over the 49ers.

In Miami's Week 16 victory, Sanders became the third player in Dolphins history to reach 800 career points and the fastest to do so in 114 games.

Sanders finished the year with 137 points, the third-most in a season by a Dolphin. He now has two of the top three scoring seasons in franchise history:

MOST POINTS IN A SEASON DOLPHINS HISTORY					
RK.	PLAYER	YEAR	FGM	XPM	POINTS
1.	Olindo Mare	1999	36	27	144
	Jason Sanders	2020	36	36	144
3.	JASON SANDERS	2024	37	26	137

Sanders had 13 games with multiple field goals in 2024, the most in a single season in franchise history and tied for the second-most in the NFL. His 56 career games with multiple field goal are tied for the second-most by a Dolphin, only trailing Olindo Mare (69).

Sanders is the Dolphins all-time leader in field goal percentage with 84.6, having made 187-of-221 career field goals attempts:

DOLPHINS ALL-TIME FG% LEADERS (min. 50 att.)					
RK.	PLAYER	YEARS	FGM	FGA	PCT.
1.	JASON SANDERS	2018-PRES.	187	221	84.6
2.	Dan Carpenter	2008-12	127	155	81.9
3.	Olindo Mare	1997-2006	245	303	80.1



## SPECIAL TEAMS NOTES

### BAILEY FINISHES YEAR WITH IMPRESSIVE PUNT AVERAGE

P **Jake Bailey** concluded his 2024 campaign with 56 punts for 2,639 yards—47.1 gross punt average, 40.5 net average—with 22 punts inside the 20-yard line.



While Bailey had a strong season, the Dolphins offense did their best to keep him off the field. Bailey was one of just 10 punters who played all 17 games this season to punt less than 60 times.

**Bailey's gross punt average of 47.1 yards was the fifth-best mark in a season in franchise history:**

DOLPHINS SINGLE-SEASON GROSS PUNTING AVERAGE LEADERS					
RK.	PLAYER	YEAR	PUNTS	YDS	AVG
1.	Brandon Fields	2012	73	3,666	50.2
2.	Brandon Fields	2011	78	3,810	48.85
3.	Brandon Fields	2013	85	4,150	48.82
4.	Matt Darr	2015	92	4,380	47.6
5.	<b>JAKE BAILEY</b>	<b>2024</b>	<b>56</b>	<b>2,639</b>	<b>47.1</b>

In his two seasons with Miami, Bailey's net punting average of 40.6 yards is **the best mark in franchise history** among Dolphins with at least 100 punts:

DOLPHINS NET PUNTING AVERAGE LEADERS (min. 100 punts)					
RK.	PLAYER	YEARS	PUNTS	N/YDS	NET
1.	<b>JAKE BAILEY</b>	<b>2023-Pres.</b>	<b>109</b>	<b>4,466</b>	<b>40.6</b>
2.	Matt Haack	2017-20	307	12,294	39.9
3.	Matt Darr	2015-16	182	7,245	39.8

Bailey also played a key role in the Dolphins kicking game and Sanders's success this season. Serving as the holder for Sanders, Bailey worked with five different long snappers in the kicking operation.

### NEAL LEADS DOLPHINS IN SPECIAL TEAMS TACKLES

CB **Siran Neal** made an impact for Miami's special teams in his debut season with the Dolphins. His seven special teams tackles (five solo) led the team.

Since entering the league in 2018, Neal has recorded 60 special teams tackles (49 solo). **He is tied for the eighth-most in the NFL during that span.**

### WASHINGTON SHINES IN THE RETURN GAME

Rookie **WR Malik Washington** became the primary returner in Week 8 against Arizona and made an immediate impact.



Washington contributed 18 punt returns for 134 yards (7.4 avg.), including a long of 19 yards in his first career return. He also added 14 kickoff returns for 430 yards (30.7 avg.) with a long of 67 yards.

His kickoff return average of 30.7 yards led all rookies in 2024 and **ranked second in a single season in Dolphins history** (min. 14 returns):

DOLPHINS SINGLE-SEASON KICK RETURN AVERAGE LEADERS					
RK.	PLAYER	YEAR	KRs	YDS	AVG
1.	Duriel Harris	1976	17	559	32.9
2.	<b>MALIK WASHINGTON</b>	<b>2024</b>	<b>14</b>	<b>430</b>	<b>30.7</b>
3.	Jakeem Grant	2018	18	535	29.7
4.	Gary Davis	1977	14	414	29.6
5.	Mercury Morris	1970	28	812	29.0

In Week 18 against the Jets, Washington recorded a 67-yard kick return, the longest of his career. **It was the longest kick return by a Dolphin since Jakeem Grant had a 101-yard kick return touchdown on Nov. 17, 2019 against Buffalo.**

Washington also added a 45-yard kick return against the Jets in Week 14. The kickoff return provided Miami with great field position to set up a game-tying 52-yard field goal by Sanders. The Dolphins would go on to win the game in overtime.

His 564 total return yards this season **ranked 12th in the NFL and third among rookies.**



## 2024 MIAMI DOLPHINS AWARDS WINNERS

MIAMI DOLPHINS



**ZACH SIELER**

**DAN MARINO MOST VALUABLE PLAYER**

MIAMI DOLPHINS



**CALAIS CAMPBELL**

**DON SHULA LEADERSHIP AWARD**

MIAMI DOLPHINS



**JAELAN PHILLIPS**

**ED BLOCK COURAGE AWARD**

MIAMI DOLPHINS



**TERRON ARMSTEAD**

**NAT MOORE COMMUNITY SERVICE AWARD**



## 2024 MIAMI DOLPHINS AWARDS WINNERS

**MIAMI GARDENS, Fla.** — The Miami Dolphins announced their team award winners for the 2024 regular season. Defensive tackle **Zach Sieler** was voted the Dan Marino Most Valuable Player, defensive tackle **Calais Campbell** earned the Don Shula Leadership Award, linebacker **Jaelen Phillips** was named the team's Ed Block Courage Award winner and tackle **Terron Armstead** was honored with the Nat Moore Community Service Award.

**Sieler** is the Dan Marino Most Valuable Player, an award voted on by South Florida media who regularly cover the team. The award was renamed the Dan Marino Most Valuable Player Award in 2000 to reflect the achievements of the Hall of Fame quarterback and 12-time team MVP.

A 2024 team captain, Sieler has led a defensive unit that ranks third across the NFL, while carrying the momentum from his career-best 2023 campaign to the 2024 season, consistently disrupting offensive backfields over the course of the year and delivering game-changing plays in pivotal moments on a weekly basis. The defensive tackle leads Miami in sacks (8.5), tackles for loss (12) and quarterback hits (17), while his 49 tackles (24 solo) are tied for the most among Dolphins defensive linemen. Sieler has also recorded an interception, a forced fumble, a fumble recovery and two passes defended. Through 16 games this season, Sieler's 8.5 sacks are the third-most among interior defensive linemen in the NFL, and he is the only interior defensive lineman in the NFL to record 8.5-plus sacks in each of the last two seasons. Sieler was named the AFC Defensive Player of the Week for the first time in his career after recording two sacks, three quarterback hits and two tackles for loss against the N.Y. Jets in Miami's 32-26 overtime victory in Week 14.

Sieler is the second defensive tackle to earn the honor (Ndamukong Suh, 2017) and just the fourth defensive lineman overall (Suh, Jason Taylor & Adewale Ogunleye). Sieler becomes the first defensive player since Xavier Howard in 2020 to be named the team's Most Valuable Player and is the second seventh-round selection to win the award (Ryan Fitzpatrick, 2019). Sieler joined the Dolphins after being awarded off waivers on Dec. 5, 2019. He was selected 238th overall in the 2018 NFL Draft by Baltimore after an All-American career at Ferris State University where he joined the team as a walk-on.

**Campbell** is the 2024 recipient of the Don Shula Leadership Award, which is voted on by the players and given to the teammate who best exhibits leadership on and off the field. The award was renamed the Don Shula Leadership Award in 2005 to reflect the accomplishments and impact of the Hall of Fame coach.

Campbell is the first defensive tackle to earn the award and the first defensive lineman since Cameron Wake in 2017. At 38 years of age, he is the oldest player to receive the award and the eighth to earn the honor in their first season with the team. Campbell was named a team captain for the fifth time in his career after signing with Miami only a month before the start of training camp. He is the recipient of the 2019 Walter Payton NFL Man of the Year Award and earned the Art Rooney Sportsmanship Award in 2022.

In his 17th season in the NFL, Campbell has started all 16 games for Miami, recording 49 tackles (33 solo), 4.0 sacks, 11 tackles for loss, 11 quarterback hits, five passes defended and a forced fumble. On the first defensive play of the 2024 season, Campbell brought down Jacksonville quarterback Trevor Lawrence for his first sack of the season. In doing so, Campbell recorded at least one sack for the 16th consecutive season, the third-longest streak in NFL history. Against Indianapolis on Oct. 20, 2024, Campbell became the fourth defensive lineman in NFL history to appear in 250 games.

**Phillips** is the team's Ed Block Courage Award recipient, which is selected by the Dolphins' athletic training staff and symbolizes professionalism, courage and inspiration, while also serving as a role model in the South Florida community. Phillips, a first-time recipient of the Ed Block Courage Award, previously earned the 2021 Nat Moore Community Service Award and was Miami's Walter Payton NFL Man of the Year nominee in 2022.

Phillips suffered a season-ending Achilles injury in Week 12 of the 2023 season against the N.Y. Jets and immediately set his sights on his journey to return to the field. He rehabbed diligently throughout the offseason, returning to action in the Dolphins' Week 1 matchup against Jacksonville, in which he made an immediate impact with a key late fourth-quarter sack to force a Jaguars punt and set up Miami's game-winning field goal as time expired.

Phillips played in four games for the Dolphins in 2024 before suffering another season-ending injury in Week 4. Despite the adverse situations Phillips has faced in back-to-back seasons, the Dolphins linebacker continues to bring his outstanding and determined efforts to the rehabilitation and recovery process as well as his widespread community service initiatives throughout South Florida and support of the Dolphins Cancer Challenge as a member of the executive board.

**Armstead** is the winner of the Nat Moore Community Service Award, given annually to a Miami Dolphins player recognized for his exemplary commitment to serving the South Florida community. This award was named after former Dolphins player and Ring of Honor member Nat Moore in 1987, who spent 13 seasons in a Dolphins uniform and made an equally profound impact off the field, which he continues to this day as a senior vice president for the team.

Since joining the Dolphins in 2022, Armstead has been a leader for the organization on and off the field. Armstead has embedded himself in the community, dedicating his time, energy and resources to the youth around South Florida. Armstead has hosted and been involved with numerous community events throughout the 2024 season by way of his Team Armstead Foundation. In August, Armstead hosted a back-to-school giveaway for 120 local youth, providing meals and new backpacks to ensure each student had the necessary materials for the start of the school year. Leading up to Thanksgiving, Armstead provided a shopping spree for 50 local youth from the Boys & Girls Clubs of Broward County. In December, he launched the Team Armstead Foundation's "I Am A Business Program" in collaboration with 5000 Role Models of Excellence Project. Armstead created a curriculum and mentored students in financial literacy, soft skills and entrepreneurial skills while providing tablets and financial resources to aid business idea development. He then collaborated with teammates to provide 100 kids from Big Brothers and Big Sisters, S.E.E.K Foundation the opportunity for a shopping spree for the holidays. Armstead later participated in the Miami Dolphins annual Holiday Toy Event presented by the Morgan Law Group, spending time with and provided gifts to more than 160 local families in need of support during the holidays.



## DOLPHINS RADIO NETWORK



iHeartMedia Miami signed a new multi-year deal to become the Miami Dolphins flagship radio broadcast partner beginning in 2023. Live gameday broadcasts air on BIG 105.9 FM (WBGG) and Fox Sports 940 AM (WINZ) in the Miami-Ft. Lauderdale market and several other markets throughout the state.

BIG 105.9 FM (WBGG) and Fox Sports 940 AM (WINZ) carry all Miami Dolphins football game broadcasts and play-by-play coverage as well as a pregame show, postgame show and weekly radio show featuring exclusive interviews with Dolphins' personnel and guests from around the league. All shows will be available on the stations' websites and the iHeartRadio app, and the game broadcasts can also be heard on Dolphins.com.

The Dolphins game broadcasts will feature familiar voices, with former Dolphins wide receiver Jimmy Cefalo handling play-by-play duties, former Dolphins tight end Joe Rose providing color commentary and former Dolphins linebacker Kim Bokamper giving analysis and updates from the sidelines.



Joe Rose (L), Jimmy Cefalo (C) and Kim Bokamper (R)

La Mezcla 94.9 (WZTU-HD2) is the Dolphins official Spanish radio broadcast partner for all preseason, regular season and playoff games, with Roly Martin handling the play-by-play and Eduardo Martell providing the game analysis. The tandem has called Dolphins games together since 2018. The station also airs a pregame show and postgame show featuring interviews with guests from around the league.



Roly Martin (L) and Eduardo Martell (R)

### 2024 MIAMI DOLPHINS RADIO NETWORKS

LOCATION	NETWORK	LOCATION	NETWORK
Fort Lauderdale	WINZ 940 AM	Miami	WBGG 105.9 FM
Fort Lauderdale	WBGG 105.9 FM	Miami	WZTU-HD2 94.9 FM (Spanish)
Fort Lauderdale	WZTU-HD2 94.9 FM (Spanish)	Port St. Lucie	WAVW 92.7 FM
Fort Myers	WFSX 92.5 AM	Port St. Lucie	WCZR 101.7 FM
Fort Myers	WFSX 105.9 FM	Port St. Lucie	WAVW 92.7 FM
Key West	WAVK 97.7 FM	West Palm Beach	ESPN 106.3 FM
Miami	WINZ 940 AM	West Palm Beach	WEFL 760 AM (Spanish)



## BAPTIST HEALTH TRAINING COMPLEX



The state-of-the-art Baptist Health Training Complex opened in 2021 and houses the Miami Dolphins football operations. Completed by Moss Construction with interior design by Rockwell Group and architecture by ROSSETTI, the best-in-class venue was meticulously planned to create a contemporary, welcoming training environment for coaches, players and staff.

Located in Miami Gardens, the 217,200 square foot complex (125,000 sq. foot training facility and 92,200 sq. foot indoor field) features:

- Outdoor practice area with two full natural grass fields and full indoor practice facility
- Two-story weight room with a cardio deck
- Locker Rooms and a Players Lounge with multiple lounge areas and a barber shop
- A state-of-the-art hydrotherapy area
- Dedicated recovery area including cryotherapy and isolation tanks
- Athletic training room with expansive rehabilitation space
- A dining hall and fuel bar
- Shaded spectator seating holding up to 2,200 people
- Lush landscaping, including close to 16,000 flowers and shrubs, 210 palms and 128 total trees

The Baptist Health Training Complex is equipped with state-of-the-art technology and football systems. The audio-visual systems in the auditorium, position classrooms, conference rooms, weight room, field house, and outdoor fields were designed and built by industry leading integrator Diversified. 8K Solutions designed and integrated a fully robotic camera system for acquiring practice video and two immersive walls for interactive team and individual training. The facility also features Verizon 5G Ultra Wideband and an Extreme Networks Wi-Fi 6 deployment throughout.

In 2023, the Miami Dolphins in partnership with Baptist Health unveiled the new Baptist Health Orthopedic Complex as the final installation to the Baptist Health Training Complex. The two-story, 17,000 square foot facility provides the Miami Gardens community and Miami Dolphins players and coaches with first-in-class medical services including Orthopedics, Sports Medicine and Physical Therapy services.

The partnership with Baptist Health was an extension of a decades-long relationship with the Miami Dolphins, with the entity serving as the Official Medical Team of the Miami Dolphins as well as the Official Wellness and Sports Medicine Provider of the Miami Dolphins and the Training Complex. Baptist Health also is a proud partner of the Miami Dolphins Foundation working together on a series of initiatives around the health and safety of South Florida students, coaches, and parents to grow youth football participation in South Florida.





# HARD ROCK STADIUM

*A Global Entertainment Destination*



## HISTORY & TRADITION

Hard Rock Stadium is a global entertainment destination that serves as home to the Miami Dolphins, the Formula 1® Crypto.com Miami Grand Prix, the Miami Open presented by Itaú, University of Miami college football, the Capital One Orange Bowl game, Rolling Loud, Jazz in the Gardens, major concerts, boxing, international soccer and other world-class events. The multi-purpose, open-air complex completed a multi-year renovation fine-tuned to enhance the fan experience and transforming the venue to an epicenter of culture, innovation and spectacle. The stadium has hosted six Super Bowls (XXIII, XXIX, XXXIII, XLI, XLIV and LIV), the 2010 NFL Pro Bowl, four BCS National Championship Games (2001, 2005, 2009 and 2013), one College Football Playoff National Championship game (2021) and the CONMEBOL Copa America 2024™ Final. Hard Rock Stadium will host the 2026 College Football Playoff National Championship game and seven matches of FIFA World Cup 2026™.



## DESIGN

Hard Rock Stadium and its surrounding properties has undergone a private investment of more than \$1 billion by Managing General Partner & Chairman of the Board Stephen Ross to transform the iconic venue into a global entertainment destination that showcases the best Miami has to offer. From world-class dining to arts, culture and luxury hospitality, Hard Rock Stadium delivers an elevated guest experience that is unparalleled in professional sports. Every aspect of the venue has been touched during the multi-year development and renovation, which began in 2015. New seating experiences were introduced within the bowl as well as many new premium clubs. The renovation brought four high-definition video boards and the installation of a state-of-the-art canopy that keeps as many as 91 percent of guests in the shade. Remodeled, modernized suites throughout the stadium offer a more intimate club space with improved amenities and food, as well as the addition of theatre boxes and four new corner clubs. The property also includes the Baptist Health Training Complex, the 227,000 square foot training facility of the Miami Dolphins that opened in 2021, the Miami International Autodrome, a Formula 1® circuit that opened in 2022, and the autodrome's Paddock Club building, a 190,000 square foot building constructed in 2023 that houses F1 team pit garages and premium hospitality space.





# HARD ROCK STADIUM

*A Global Entertainment Destination*



## SUSTAINABILITY

In 2023, Hard Rock Stadium and the Miami International Autodrome Paddock building received the Leadership in Energy and Environmental Design (LEED) Gold v4.1 O+M certification for overall sustainability. Hard Rock Stadium is now one of six NFL stadiums that has received LEED Gold or higher certifications for operations of the facility and the Miami International Autodrome is the only Formula 1 venue in the United States to receive the FIA Three-Star Environmental Accreditation rating. In late 2019, Hard Rock Stadium began phasing out 99.4 percent of fan-facing single-use plastics in the food and beverage operation, which eliminated a total of 2.8 million units of plastic annually. The venue became the second in the United States to make the wholesale move away from plastic cups, and the first within professional sports. A member of the Green Sports Alliance, Hard Rock Stadium also diverts waste from landfill through innovative sustainability efforts that include bio digesters – composting through liquid food digesters – and recovering kitchen oil into biofuel, creating renewable energy.

## TECHNOLOGY

Hard Rock Stadium maintains a commitment to providing its guests with the most innovative technology. The venue has been cashierless since 2020 and was one of the first stadium's to have both checkout-free food and beverage and retail stores, powered by Amazon's Just Walk Out technology. With the 5G Ultra Wideband installation in partnership with Verizon, Hard Rock Stadium sits at the forefront of technological advancements and strives to make each experience for its guests as seamless and user-friendly as possible.

## WORLD-CLASS FARE

Hard Rock Stadium embarked on a journey of listening to guests and asking what they prefer for their palate on game day. Years later, this commitment to bring fresh, diverse flavor to guests remains strong. An emphasis is placed on innovative, local cuisine, and together with hospitality provider Sodexo Live!, the venue curates an unparalleled food and beverage experience throughout the facility to all guests.





## MIAMI DOLPHINS IN THE COMMUNITY

The Miami Dolphins are committed to leveraging the power of sports and entertainment to inspire a healthier, more educated and united South Florida community. Together our players, cheerleaders, alumni, staff and partners are dedicated to being difference-makers in our community.



### DOLPHINS CANCER CHALLENGE

Founded in 2010 as the signature health initiative of the Miami Dolphins, the Dolphins Cancer Challenge (DCC) has become the largest fundraiser in the NFL with over \$75 million raised in support of lifesaving research at Sylvester Comprehensive Cancer Center. The DCC is the Dolphins' year-round initiative in support of those impacted by cancer. It culminates in an annual fundraiser that features cycling, run and walk events. Featuring a special 15-year celebration integrating the Miami International Autodrome (MIA) facilities, DCC XV is scheduled for Saturday, February 22, 2025. Visit [www.dolphinscancerchallenge.com](http://www.dolphinscancerchallenge.com) to learn more.



### FOOTBALL UNITES™ presented by Baptist Health

The Miami Dolphins Football UNITES™ program presented by Baptist Health strives to connect the intersections of the community to create a more inclusive South Florida. With a network of community partners and allies, Football UNITES™ works as a collective to improve relationships, foster understanding, and experience culture to ignite positive change.



### JUNIOR DOLPHINS

The Junior Dolphins program is part of the organization's year-round initiative to educate, empower and support young athletes and coaches in the South Florida community. The Junior Dolphins strive to grow the game of football in a safe and fun environment with a focus on character development, skill building, and opportunities to play. The Junior Dolphins are also committed to growing participation in girls flag football. Through strong community partnerships and strategic resource distribution, the Junior Dolphins help grow the game while building the next generation of Dolphins fans.



## MIAMI DOLPHINS IN THE COMMUNITY



### **SALUTE TO SERVICE**

The Miami Dolphins are committed to supporting our nation's veterans, active-duty service members, and their families. Through community collaborations and resource donations, the Miami Dolphins aid veterans and military families, while demonstrating a deep appreciation for their service and sacrifice.



### **NAT MOORE SCHOLARSHIP & GRANT ENDOWMENT PROGRAM**

The Nat Moore Endowment Fund provides youth in Miami-Dade, Broward, Palm Beach, and Monroe counties with financial resources to pursue post-secondary education and training that enables employment readiness. In its eighth year under the Miami Dolphins Foundation, both the scholarship and vocational grant programs are designed to bridge the gap between receiving financial assistance and obtaining a degree or vocational diploma. Since its inception, the Nat Moore Endowment Fund has awarded over \$2.5M to more than 200 students in South Florida.



### **COMMUNITY RESTAURANT PROGRAM presented by Amazon**

The Miami Dolphins Community Restaurant Program presented by Amazon provides business development, networking and exposure for local businesses in Miami Gardens and the surrounding community – all while providing fans an array of foods that authentically reflect the culture of Miami. Now in its third year with more than 25 participating restaurants, this initiative provides restaurant owners a unique opportunity to showcase their business at a variety of events at Hard Rock Stadium and throughout South Florida.



## DOLPHINS CANCER CHALLENGE ANNOUNCES OPEN REGISTRATION FOR DCC XV IN SUPPORT OF INNOVATIVE CANCER RESEARCH AT SYLVESTER

*DCC XV Follows Record-Breaking Year, with Historic 6.7K Participants and \$12M Raised for DCC XIV, Surpassing \$75M Commitment Two Years Ahead of Schedule.*



Registration is open for Dolphins Cancer Challenge XV (DCC XV). The signature event, scheduled to take place on Saturday, February 22, 2025, will feature a 15-year celebration as the organization commemorates its participants and its commitment to supporting innovative cancer research at Sylvester Comprehensive Cancer Center, a part of UHealth – the University of Miami Health System.

This past February, DCC XIV united a record-breaking 6,702 participants and raised over \$12 million – surpassing the previous year's record of \$10.5 million raised – to fulfill the organization's \$75 million commitment to Sylvester. That commitment, which was made in 2020 and is the largest known philanthropic pledge in sports, was reached two years ahead of schedule.

This year, the DCC will bring back its ride distances named in honor of Miami Dolphins players in the Pro Football Hall of Fame. They include the 13-mile Dan Marino ride presented by Aetna, the 39-mile Larry Csonka ride presented by Robins and Morton, the 54-mile Zach Thomas ride and the 99-mile Jason Taylor ride. Additionally, the event will be returning to the Miami International Autodrome (MIA) facilities, where it debuted in 2024 to elevate the participant and fan experience.

Founded in 2010 as the signature health initiative of the Miami Dolphins, the Dolphins Cancer Challenge (DCC) has become the largest fundraiser in the NFL with over \$75 million raised in support of lifesaving research at Sylvester Comprehensive Cancer Center. The DCC is the Dolphins' year-round initiative in support of those impacted by cancer. Visit [www.RideDCC.com](http://www.RideDCC.com) to register or learn more.





## MIAMI DOLPHINS HOST SECOND ANNUAL FOOTBALL UNITES™ JASON JENKINS DAY OF SERVICE

*Nearly 650 volunteers served in honor of the late Dolphins executive's legacy of giving back to the community*



The Miami Dolphins, joined by local officials, community partners, corporate sponsors, community restaurant partners, local media and members of the South Florida community, hosted the second annual **Football UNITES™ Jason Jenkins Day of Service** on Wednesday, Oct. 30, to celebrate the life and legacy of the organization's late Senior Vice President of Communications and Community Affairs, on what would have been his 50th birthday.

Nearly **650 volunteers**, including Miami Dolphins, Hard Rock Stadium, Miami Open and Formula 1 Crypto.com Miami Grand Prix staff, spent the day serving a cumulative **1,600 hours** across over **20 community projects** in South Florida. In total, **more than 22,000 members** of the local community will be impacted through these projects throughout the Tri-County area.

"I'm filled with gratitude to see how, not only this organization, but the South Florida community continues to keep Jason's legacy alive," said Dolphins Cancer Challenge Executive Board Chair and wife of Jason Jenkins, **Elizabeth Jenkins**. "On what would have been his 50th birthday, Jason would have been proud to see our children, Liya, Aiden and Sloane, alongside this organization serving the community that he dedicated so much of his life to serving. Thank you to the local officials, media members, Football UNITES™ community partners, corporate partners and everyone who joined us to celebrate and remember him today. We miss him deeply but understand that serving one another is the best way that we can continue his legacy and make a positive impact in South Florida and beyond."

Jason Jenkins joined the Dolphins in 2009 and dedicated himself to serving the South Florida community for 14 years. In 2015, Jenkins was promoted to Senior Vice President of Communications and Community Affairs and oversaw the organization's front-facing brands, including marketing, public relations, social media and community efforts for the Miami Dolphins, Hard Rock Stadium, Miami Open and Formula 1 Crypto.com Miami Grand Prix. During his tenure, he led the charge for various community initiatives including the Junior Dolphins youth football program, the Miami Dolphins Foundation Food Relief Program, the Miami Dolphins Football UNITES™ program and was an influential part of the Dolphins Cancer Challenge. Jenkins created community programming that served as a model for the NFL, most notably his social justice initiatives and Football UNITES™, whose mission is to use football as a vehicle to unite groups of different races, genders, sexual orientations, identities, abilities and faiths. Jenkins passed unexpectedly in August 2022, leaving behind an incomparable legacy of impact in South Florida. Announced on the one-year anniversary of his passing in August 2023, the Miami Dolphins will continue to host the Football UNITES™ Jason Jenkins Day of Service annually on his birthday as a way to celebrate his life and carry on his legacy.

Volunteers at community service projects:

- Served meals to **over 225 people**.
- Assembled **more than 1,100 hygiene kits and care packages**.
- Planted over **100 plants at a local park**.
- Planted **325 fruits and vegetables**.
- Inspected, sorted, and packaged **23,800 pounds of food**.
- Impacted **more than 900 children and young adults**.
- Supported facility improvements and holiday preparations at local community centers.



## FB ALEC INGOLD NAMED MIAMI DOLPHINS NOMINEE FOR WALTER PAYTON NFL MAN OF THE YEAR AWARD PRESENTED BY NATIONWIDE

*Winner Announced at NFL Honors on Thursday, Feb. 6, 2025*



The Miami Dolphins announced that fullback **Alec Ingold** has been selected as the team's nominee for the **Walter Payton NFL Man of the Year Award presented by Nationwide**. The Walter Payton NFL Man of the Year Award is the league's most prestigious honor, recognizing players who excel on- the-field and demonstrate a steadfast commitment to creating a positive impact beyond the game.

In his third season with the Dolphins, Ingold has continued and even grown his investment in inspiring, empowering and serving the South Florida community. Through his own adoption journey, Ingold has found purpose and intention, focusing much of his work in the advocacy and financial support of children in the child welfare system. After founding the Ingold Family Foundation in 2022, he has established and sustained programming to help youth achieve their dreams, providing education, inspiration, support and access to opportunity.

Ingold authored and published his first book, "The 7 Crucibles" in 2023 and has since developed a curriculum and training modules based on the book's lessons in personal adversity. In 2024, Ingold implemented this curriculum in Broward County Public Schools, the second-largest school district in Florida. More than 20 of the athletic programs from those schools have been onboarded, impacting up to 17,000 student-athletes. Through his foundation, Ingold hosts annual programming from football camps to his designed Money Mini Camps dedicated to the advancement of financial literacy and professional development for underprivileged high schools.

He has also continued his work with SOS Children's Villages Florida, a residential foster care community in South Florida. This year, Ingold initiated a season-long "Gifts In Gold" fundraising campaign to provide a brand-new playground for the neighborhood, which will come to completion before the holidays. Ingold also donated 45 brand-new pairs of shoes to ensure the kids started off the school year in style. He makes regular visits to the community and supports them through his foundation.

This marks Ingold's third selection as his team's Walter Payton NFL Man of the Year nominee (2020 Raiders, 2023-24 Dolphins). Also a three-time team captain, Ingold was selected to his first Pro Bowl in 2023 as the lead blocker in a unit that led the league in total offense (401.3) for the first time in 30 years.



"Alec continues to be an incredible example of what we want Dolphins players to exemplify on the field, in the locker room and in the community, and we couldn't be prouder to recognize him as our Walter Payton NFL Man of the Year nominee once again," said General Manager Chris Grier. "His commitment and dedication to all he does sets him apart, and his passion for making an impact on kids, especially those who can find inspiration in his own story, is truly remarkable. When Alec's football journey comes to an end, his impact will continue to carry on – and that is the greatest legacy a player can leave on the game and on the community."



Each nominee will receive up to \$55,000 and the award winner will receive up to a \$265,000 donation to their charity of choice. All donations are made possible by the NFL Foundation and Nationwide Foundation.

All 32 nominees will be recognized for their achievements during the week leading up to Super Bowl LIX in New Orleans. The winner of the 2024 Walter Payton NFL Man of the Year Award will be announced during NFL Honors, a primetime awards special to air nationally on FOX and the NFL Network on Thursday, Feb. 6.

Fans are once again encouraged to participate in Nationwide's annual Charity Challenge, a social media and online contest that allows fans to show support for their favorite Walter Payton NFL Man of the Year nominee. Fans can vote on X/Twitter by posting #WPMOYChallenge along with the last name/X handle of their chosen nominee or by voting directly on [NFL.com/ManOfTheYear](https://NFL.com/ManOfTheYear). The nominee who receives the most collective hashtag mentions and online votes will win an additional \$35,000 donation from Nationwide to the charity of their choice, with the runner-up receiving \$10,000 and the third-place winner receiving \$5,000. Charity Challenge voting takes place from Thursday, Dec. 5 to Sunday, Jan. 6.

Beginning Week 14 and continuing through the end of the season, each of this year's nominees, including Ingold, will wear a special Walter Payton NFL Man of the Year helmet decal in recognition of their accomplishments on and off the field.

For more information about the award, please visit [NFL.com/ManOfTheYear](https://NFL.com/ManOfTheYear).



**ROSTER, DEPTH CHART &  
TRANSACTIONS**



## 2024 MIAMI DOLPHINS TRANSACTIONS

\*as of Jan. 15, 2025

DATE	POS.	PLAYER	TRANSACTION
Jan. 15	LB	Quinton Bell	Signed to future contract
Jan. 15	CB	Ethan Bonner	Signed to future contract
Jan. 15	TE	Tanner Conner	Signed to future contract
Jan. 15	T	Ryan Hayes	Signed to future contract
Jan. 15	OL	Chasen Hines	Signed to future contract
Jan. 15	DT	Brandon Pili	Signed to future contract
Jan. 15	WR	Braylon Sanders	Signed to future contract
Jan. 15	WR	Anthony Schwartz	Signed to future contract
Jan. 17	WR	Mathew Sexton	Signed to future contract
Feb. 23	DE	Emmanuel Ogbah	Released
March 5	DT	Isaiah Mack	Signed as FA
March 5	LB	Jerome Baker	Released/Failed Physical
March 5	DB	Keion Crossen	Released/Failed Physical
March 7	DT	Daviyon Nixon	Signed as FA
March 8	TE	Jonnu Smith	Signed as FA
March 8	DB	Elijah Campbell	Re-signed
March 10	CB	Nik Needham	Re-signed
March 12	OL	Robert Jones	Re-signed
March 13	CB	Xavien Howard	Released/Failed Physical
March 13	CB	Siran Neal	Signed as FA
March 14	LB	Jordyn Brooks	Signed as UFA (Sea.)
March 14	RB	Salvon Ahmed	Re-signed
March 14	P	Jake Bailey	Re-signed
March 15	OL	Aaron Brewer	Signed as UFA (Ten.)
March 15	TE	Jody Fortson	Signed as FA
March 15	LB	Anthony Walker Jr.	Signed as UFA (Cle.)
March 15	DT	Neville Galimore	Signed as UFA (Dal.)
March 18	S	Jordan Poyer	Signed as FA
March 18	CB	Kendall Fuller	Signed as UFA (Was.)
March 18	DT	Jonathan Harris	Signed as FA
March 18	LB	Shaquil Barrett	Signed as FA
March 18	DT	Benito Jones	Signed as FA
March 18	OL	Jack Driscoll	Signed as UFA (Phi.)
March 18	OL	Isaiah Wynn	Re-signed
March 18	DT	Da'Shawn Hand	Re-signed
March 21	WR	River Cracraft	Re-signed
March 21	WR	Braxton Berrios	Re-signed
March 30	RB	Raheem Mostert	Signed contract extension
April 3	T	Kendall Lamm	Re-signed
April 8	DT	Teair Tart	Signed as FA
April 17	LB	Cam Brown	Signed as UFA (NYG)
April 25	LB	Chop Robinson	Selected in NFL Draft – D1, '24
April 26	T	Patrick Paul	Selected in NFL Draft – D2, '24
April 27	RB	Jaylen Wright	Selected in NFL Draft – D4, '24
April 27	LB	Mohamed Kamara	Selected in NFL Draft – D5, '24
April 27	WR	Malik Washington	Selected in NFL Draft – D6a, '24
April 27	S	Patrick McMorris	Selected in NFL Draft – D6b, '24
April 27	WR	Tahj Washington	Selected in NFL Draft – D7, '24
April 29	LB	Jaelan Phillips	Team exercises fifth-year option
April 29	WR	Jaylen Waddle	Team exercises fifth-year option
May 8	WR	Odell Beckham Jr.	Signed as FA
May 10	WR	Je'Quan Burton	Signed as undrafted college FA
May 10	S	Jordan Colbert	Signed as undrafted college FA
May 10	CB	Storm Duck	Signed as undrafted college FA
May 10	QB	Gavin Hardison	Signed as undrafted college FA
May 10	CB	Isaiah Johnson	Signed as undrafted college FA
May 10	OL	Matthew Jones	Signed as undrafted college FA
May 10	T	Bayron Matos	Signed as undrafted college (IPP)
May 10	OL	Andrew Meyer	Signed as undrafted college FA
May 10	LB	Grayson Murphy	Signed as undrafted college FA
May 10	DT	Leonard Payne	Signed as undrafted college FA
May 10	S	Mark Perry	Signed as undrafted college FA
May 10	TE	Hayden Rucci	Signed as undrafted college FA
May 14	OL	Ireland Brown	Signed as undrafted college FA
May 14	CB	Jason Maitre	Signed as undrafted college FA
May 14	DT	Mario Kendricks	Signed as undrafted college FA
May 31	WR	Jaylen Waddle	Signed contract extension
June 4	RB	Jaylen Wright	Signed (D4, '24)
June 4	LB	Mohamed Kamara	Signed (D5, '24)
June 4	WR	Malik Washington	Signed (D6a, '24)
June 4	S	Patrick McMorris	Signed (D6b, '24)
June 4	WR	Tahj Washington	Signed (D7, '24)

DATE	POS.	PLAYER	TRANSACTION
June 11	T	Patrick Paul	Signed (D2, '24)
June 13	DT	Daviyon Nixon Sr.	Waived
June 13	S	Marcus Maye	Signed as FA
June 13	LB	Chop Robinson	Signed (D1, '24)
June 18	WR	Mathew Sexton	Waived
June 18	DT	Calais Campbell	Signed as FA
July 16	WR	Tahj Washington	Placed on Active/PUP
July 16	S	Mark Perry	Placed on Active/NFI
July 18	RB	Salvon Ahmed	Placed on Active/NFI
July 18	LB	Bradley Chubb	Placed on Active/PUP
July 18	LB	Cameron Goode	Placed on Active/PUP
July 18	LB	Jaelan Phillips	Placed on Active/PUP
July 18	OL	Isaiah Wynn	Placed on Active/PUP
July 22	LB	Shaquil Barrett	Placed on Reserved/Retired List
July 23	RB	Salvon Ahmed	Activated off NFI
July 23	WR	Odell Beckham Jr.	Placed on Active/PUP
July 23	LB	David Long Jr.	Placed on Active/PUP
July 23	WR	Kyrin McGowan	Signed as FA
July 23	LB	Emmanuel Ogbah	Signed as FA
July 23	S	Mark Perry	Activated off NFI
July 23	WR	Tahj Washington	Placed on Injured Reserve
July 27	LB	Curtis Bolton	Signed as FA
July 27	QB	Gavin Hardison	Waived
July 28	LB	David Long Jr.	Activated off PUP
July 28	QB	Tua Tagovailoa	Signed contract extension
July 31	WR	Willie Snead IV	Signed as FA
July 31	DT	Mario Kendricks	Waived
Aug. 3	OL	Sean Harlow	Signed as FA
Aug. 3	OL	Ireland Brown	Waived
Aug. 7	WR	Mike Harley Jr.	Signed as FA
Aug. 7	OL	Chasen Hines	Waived
Aug. 10	OL	Chasen Hines	Signed as FA
Aug. 10	T	Kion Smith	Placed on Injured Reserve
Aug. 12	LB	Jaelan Phillips	Activated off PUP
Aug. 12	LB	Cam Brown	Placed on Injured Reserve
Aug. 12	LB	Grayson Murphy	Placed on Injured Reserve
Aug. 12	LB	David Anenih	Signed as FA
Aug. 12	LB	Wyatt Ray	Signed as FA
Aug. 13	DT	Teair Tart	Released
Aug. 14	DT	Robert Cooper	Signed as FA
Aug. 19	OL	Sean Harlow	Placed on Injured Reserve
Aug. 19	WR	Willie Snead IV	Placed on Injured Reserve
Aug. 19	RB	Salvon Ahmed	Released
Aug. 19	LB	Ezekiel Vanderburgh	Waived
Aug. 19	RB	Zander Horvath	Signed as FA
Aug. 19	RB	Anthony McFarland Jr.	Signed as FA
Aug. 19	LB	Dequan Jackson	Signed as FA
Aug. 19	WR	Jadon Janke	Signed as FA
Aug. 25	TE	Jody Fortson Jr.	Released
Aug. 25	QB	Mike White	Released
Aug. 25	WR	Anthony Schwartz	Placed on Injured Reserve
Aug. 27	LB	David Anenih	Waived
Aug. 27	WR	Je'Quan Burton	Waived
Aug. 27	S	Jordan Colbert	Waived
Aug. 27	DT	Robert Cooper	Waived
Aug. 27	WR	Erik Ezukanma	Waived
Aug. 27	WR	Mike Harley Jr.	Waived
Aug. 27	OL	Chasen Hines	Waived
Aug. 27	LB	Dequan Jackson	Waived
Aug. 27	WR	Jadon Janke	Waived
Aug. 27	CB	Isaiah Johnson	Waived
Aug. 27	OL	Matthew Jones	Waived
Aug. 27	CB	Jason Maitre	Waived
Aug. 27	T	Bayron Matos	Waived
Aug. 27	WR	Kyrin McGowan	Waived
Aug. 27	DT	Leonard Payne	Waived
Aug. 27	S	Mark Perry	Waived
Aug. 27	TE	Hayden Rucci	Waived
Aug. 27	LB	Curtis Bolton	Released
Aug. 27	LS	Blake Ferguson	Released
Aug. 27	DT	Neville Galimore	Released
Aug. 27	DT	Jonathan Harris	Released



## 2024 MIAMI DOLPHINS TRANSACTIONS

\*as of Jan. 15, 2025

DATE	POS.	PLAYER	TRANSACTION	DATE	POS.	PLAYER	TRANSACTION
Aug. 27	DT	Isaiah Mack	Released	Oct. 26	QB	Tua Tagovailoa	Activated off Injured Reserve
Aug. 27	RB	Anthony McFarland Jr.	Released	Oct. 26	LS	Matt Overton	Elevated to Active Roster
Aug. 27	CB	Nik Needham	Released	Oct. 26	DT	Neil Farrell	Elevated to Active Roster
Aug. 27	RB	Chris Brooks	Waived/Injured	Oct. 29	T	Anderson Hardy	Released from Practice Squad
Aug. 27	T	Ryan Hayes	Waived/Injured	Oct. 30	DT	Shakel Brown	Signed to Practice Squad
Aug. 27	WR	Braylon Sanders	Waived/Injured	Oct. 30	WR	River Cracraft	Returned to Practice
Aug. 27	WR	Odell Beckham Jr.	Placed on Reserve/PUP	Nov. 2	LS	Matt Overton	Elevated to Active Roster
Aug. 27	LB	Bradley Chubb	Placed on Reserve/PUP	Nov. 2	DT	Neil Farrell	Elevated to Active Roster
Aug. 27	LB	Cameron Goode	Placed on Reserve/PUP	Nov. 4	LS	Matt Overton	Released from Practice Squad
Aug. 27	OL	Isaiah Wynn	Placed on Reserve/PUP	Nov. 5	LS	Tucker Addington	Signed to Practice Squad
Aug. 27	WR	River Cracraft	Placed on Injured Reserve	Nov. 6	T	Ryan Hayes	Signed to Practice Squad
Aug. 27	CB	Cam Smith	Placed on Injured Reserve	Nov. 7	S	Patrick McMorris	Returned to Practice
Aug. 28	RB	Anthony McFarland Jr.	Signed to Practice Squad	Nov. 9	DT	Brandon Pili	Waived
Aug. 28	WR	Erik Ezukanma	Signed to Practice Squad	Nov. 11	WR	River Cracraft	Activated off Injured Reserve
Aug. 28	S	Jordan Colbert	Signed to Practice Squad	Nov. 11	T	Austin Jackson	Placed on Injured Reserve
Aug. 28	CB	Isaiah Johnson	Signed to Practice Squad	Nov. 11	DT	Neil Farrell	Signed to Active Roster
Aug. 28	CB	Nik Needham	Signed to Practice Squad	Nov. 11	LS	Tucker Addington	Elevated to Active Roster
Aug. 28	TE	Hayden Rucci	Signed to Practice Squad	Nov. 11	T	Jackson Carman	Elevated to Active Roster
Aug. 28	LB	Dequan Jackson	Signed to Practice Squad	Nov. 12	LB	Tyrel Dodson	Awarded off Waivers (Sea.)
Aug. 28	OL	Chasen Hines	Signed to Practice Squad	Nov. 12	TE	Tanner Conner	Placed on Injured Reserve
Aug. 28	T	Bayron Matos	Signed to Practice Squad	Nov. 13	OL	Isaiah Wynn	Returned to Practice
Aug. 28	DT	Jonathan Harris	Signed to Practice Squad	Nov. 13	TE	Hayden Rucci	Signed to Practice Squad
Aug. 28	WR	Grant DuBose	Awarded off Waivers (GB)	Nov. 13	TE	Jack Stoll	Awarded off Waivers (Phi.)
Aug. 28	OL	Jack Driscoll	Released	Nov. 13	LB	David Long Jr.	Waived
Aug. 28	LS	Blake Ferguson	Signed as FA	Nov. 16	LS	Tucker Addington	Elevated to Active Roster
Aug. 28	S	Patrick McMorris	Placed on Injured Reserve	Nov. 16	T	Jackson Carman	Elevated to Active Roster
Aug. 29	QB	Tim Boyle	Signed to Practice Squad	Nov. 23	LS	Tucker Addington	Elevated to Active Roster
Aug. 29	WR	Dee Eskridge	Signed to Practice Squad	Nov. 23	T	Jackson Carman	Elevated to Active Roster
Aug. 29	WR	Robbie Chosen	Signed to Practice Squad	Nov. 25	OL	Isaiah Wynn	Activated off PUP
Aug. 29	DT	Naquan Jones	Signed to Practice Squad	Nov. 25	OL	Lester Cotton	Waived
Aug. 29	RB	Anthony McFarland Jr.	Released from Practice Squad	Nov. 25	LS	Tucker Addington	Released from Practice Squad
Aug. 30	LB	William Bradley-King	Signed to Practice Squad	Nov. 25	LS	Zach Triner	Signed to Practice Squad
Aug. 30	T	Anderson Hardy	Signed to Practice Squad	Nov. 26	S	Patrick McMorris	Activated off Injured Reserve
Aug. 30	RB	Deneric Prince	Signed to Practice Squad	Nov. 26	S	Marcus Maye	Waived
Sept. 3	LB	Derrick McLendon	Signed to Practice Squad	Nov. 28	LB	Tyus Bowser	Placed on Injured Reserve
Sept. 7	CB	Jalen Ramsey	Signed contract extension	Nov. 28	QB	Tyler Huntley	Activated off Injured Reserve
Sept. 7	WR	Robbie Chosen	Elevated to Active Roster	Nov. 28	LS	Zach Triner	Elevated to Active Roster
Sept. 12	WR	Robbie Chosen	Elevated to Active Roster	Dec. 4	CB	Cam Smith	Placed on Injured Reserve
Sept. 17	QB	Tua Tagovailoa	Placed on Injured Reserve	Dec. 4	T	Jackson Carman	Signed to Active Roster
Sept. 17	QB	Tyler Huntley	Signed as FA	Dec. 4	CB	Jason Maitre	Signed to Practice Squad
Sept. 17	WR	Robbie Chosen	Released from Practice Squad	Dec. 4	LS	Blake Ferguson	Returned to Practice
Sept. 17	T	Jackson Carman	Signed to Practice Squad	Dec. 4	LB	Bradley Chubb	Returned to Practice
Sept. 21	WR	Grant DuBose	Placed on Injured Reserve	Dec. 4	LB	Cameron Goode	Returned to Practice
Sept. 21	QB	Tim Boyle	Signed to Active Roster	Dec. 7	LS	Zach Triner	Elevated to Active Roster
Sept. 21	WR	Erik Ezukanma	Elevated to Active Roster	Dec. 11	WR	Grant DuBose	Returned to Practice
Sept. 21	WR	Dee Eskridge	Elevated to Active Roster	Dec. 13	WR	Odell Beckham Jr.	Waived
Sept. 26	DT	Neil Farrell	Signed to Practice Squad	Dec. 14	QB	Skylar Thompson	Waived
Sept. 30	WR	Dee Eskridge	Elevated to Active Roster	Dec. 14	WR	Grant DuBose	Activated off Injured Reserve
Oct. 2	WR	Odell Beckham Jr.	Returned to Practice	Dec. 14	DT	Matt Dickerson	Signed to Active Roster
Oct. 2	CB	Cam Smith	Returned to Practice	Dec. 14	T	Ryan Hayes	Elevated to Active Roster
Oct. 3	LB	Jaelan Phillips	Placed on Injured Reserve	Dec. 14	LS	Zach Triner	Elevated to Active Roster
Oct. 3	LB	Tyus Bowser	Signed as FA	Dec. 16	LS	Zach Triner	Released from Practice Squad
Oct. 4	QB	Tim Boyle	Released	Dec. 16	LS	Jake McQuaide	Signed to Practice Squad
Oct. 5	WR	Odell Beckham Jr.	Activated off PUP	Dec. 17	WR	Grant DuBose	Placed on Injured Reserve
Oct. 5	QB	Tim Boyle	Signed to Practice Squad	Dec. 17	LS	Jake McQuaide	Signed to Active Roster
Oct. 5	QB	Tim Boyle	Elevated to Active Roster	Dec. 17	WR	Isaiah McKenzie	Signed to Practice Squad
Oct. 5	CB	Nik Needham	Elevated to Active Roster	Dec. 17	QB	Skylar Thompson	Signed to Practice Squad
Oct. 19	LS	Blake Ferguson	Placed on Reserve/NFI	Dec. 21	DT	Neil Farrell	Waived
Oct. 19	QB	Tim Boyle	Signed to Active Roster	Dec. 21	LB	Cameron Goode	Activated off PUP
Oct. 19	LS	Matt Overton	Signed to Practice Squad	Dec. 21	WR	Erik Ezukanma	Elevated to Active Roster
Oct. 19	LS	Matt Overton	Elevated to Active Roster	Dec. 24	TE	Hayden Rucci	Released from Practice Squad
Oct. 19	CB	Nik Needham	Elevated to Active Roster	Dec. 24	DT	Neil Farrell	Signed to Practice Squad
Oct. 21	WR	Braxton Berrios	Placed on Injured Reserve	Dec. 26	LB	Shaquil Barrett	Waived from Reserve/Retired List
Oct. 21	CB	Cam Smith	Activated off Injured Reserve	Dec. 28	CB	Kendall Fuller	Placed on Injured Reserve
Oct. 23	TE	Hayden Rucci	Released from Practice Squad	Dec. 28	WR	Erik Ezukanma	Signed to the Active Roster
Oct. 23	QB	C.J. Beathard	Signed to Practice Squad	Dec. 28	QB	Skylar Thompson	Elevated to the Active Roster
Oct. 23	WR	Tarik Black	Signed to Practice Squad	Dec. 28	CB	Nik Needham	Elevated to the Active Roster
Oct. 23	QB	Tua Tagovailoa	Returned to Practice	Jan. 1	T	Kendall Lamm	Placed on Injured Reserve
Oct. 25	QB	Tyler Huntley	Placed on Injured Reserve	Jan. 1	OL	Braeden Daniels	Signed as FA
Oct. 25	WR	Dee Eskridge	Signed to Active Roster	Jan. 4	QB	Skylar Thompson	Elevated to Active Roster
Oct. 25	DT	Matt Dickerson	Signed to Practice Squad	Jan. 4	T	Ryan Hayes	Elevated to Active Roster
Oct. 26	QB	Tim Boyle	Released				



## 2024 MIAMI DOLPHINS NUMERICAL ROSTER

\*as of Jan. 15, 2025

NO.	NAME	POS.	HT.	WT.	AGE	EXP.	COLLEGE	HOMETOWN	HOW ACQ.
1	Tua Tagovailoa	QB	6-1	225	26	5	Alabama '20	Ewa Beach, Hawaii	D1a, '20
4	Kader Kohou	CB	5-10	197	26	3	TAMU-Commerce '22	Abidjan, Ivory Coast	FA, '22
5	Jalen Ramsey	CB	6-1	208	30	9	Florida State '16	Smyrna, Tenn.	T, '23 (LAR)
6	Anthony Walker Jr.	LB	6-1	235	29	8	Northwestern '17	Miami, Fla.	UFA, '24 (Cle.)
7	Jason Sanders	K	5-11	195	29	7	New Mexico '18	Orange, Calif.	D7b, '18
8	Jevon Holland	S	6-1	205	24	4	Oregon '21	Coquitlam, Canada	D2a, '21
9	Jonnu Smith	TE	6-3	248	29	8	FIU '17	Ocala, Fla.	FA, '24
10	Tyreek Hill	WR	5-10	191	30	9	West Alabama '16	Douglas, Ga.	T, '22 (KC)
11	Tyrel Dodson	LB	6-0	237	26	5	Texas A&M '19	Franklin, Tenn.	Wai., '24 (Sea.)
16	Jake Bailey	P	6-2	212	27	6	Stanford '19	Solana Beach, Calif.	FA, '23
17	Jaylen Waddle	WR	5-10	185	26	4	Alabama '21	Houston, Texas	D1a, '21
18	Tyler Huntley	QB	6-1	205	26	5	Utah '20	Dania, Fla.	FA, '24
20	Jordyn Brooks	LB	6-0	240	27	5	Texas Tech '20	Houston, Texas	UFA, '24 (Sea.)
21	Jordan Poyer	S	6-0	191	33	12	Oregon State '13	Astoria, Ore.	FA, '24
22	Elijah Campbell	DB	5-11	200	29	4	Northern Iowa '18	St. Paul, Minn.	Wai., '21 (NYJ)
23	Jeff Wilson Jr.	RB	6-0	205	29	7	North Texas '18	Elkhart, Texas	T, '22 (SF)
25	Jaylen Wright	RB	5-10	210	21	1	Tennessee '24	Durham, N.C.	D4, '24
27	Ethan Bonner	CB	6-1	186	25	1	Stanford '23	The Woodlands, Texas	FA, '23
28	De'Von Achane	RB	5-9	188	23	2	Texas A&M '23	Missouri City, Texas	D3, '23
30	Alec Ingold	FB	6-1	232	28	6	Wisconsin '19	Green Bay, Wis.	FA, '22
31	Raheem Mostert	RB	5-10	205	32	10	Purdue '15	New Smyrna Beach, Fla.	D2, '22 (SF)
32	Patrick McMorris	S	6-0	206	23	8	California '24	Santa Ana, Calif.	D6b, '24
33	Siran Neal	CB	6-0	206	30	7	Jacksonville State '18	Eufaula, Ala.	FA, '24
36	Storm Duck	CB	6-0	195	24	8	Louisville '24	Boiling Springs, N.C.	FA, '24
41	Channing Tindall	LB	6-2	236	24	3	Georgia '22	Columbia, S.C.	D3, '22
44	Chop Robinson	LB	6-3	254	22	7	Penn State '24	Gaithersburg, Md.	D1, '24
45	Duke Riley	LB	6-1	232	30	8	LSU '17	Buras, La.	UFA, '21 (Phi.)
47	Jake McQuaide	LS	6-2	235	37	17	Ohio State '11	Cincinnati, Ohio	FA, '22
50	Mohamed Kamara	LB	6-1	253	24	4	Colorado State '24	Newark, N.J.	D5, '24
52	Patrick Paul	T	6-7	332	23	8	Houston '24	Houston, Texas	D2, '24
53	Cameron Goode	LB	6-3	245	26	2	California '22	Spring, Texas	D7a, '22
55	Aaron Brewer	OL	6-1	295	27	5	Texas State '20	Dallas, Texas	UFA, '24 (Ten.)
56	Quinton Bell	LB	6-4	255	28	3	Prairie View A&M '19	Long Beach, Calif.	FA, '23
60	Andrew Meyer	OL	6-3	295	24	4	UTEP '24	San Marcos, Calif.	FA, '24
65	Robert Jones	OL	6-4	321	25	4	Middle Tennessee St. '21	Chicago, Ill.	FA, '21
66	Braeden Daniels	OL	6-4	297	24	2	Utah '23	Carrollton, Texas	FA, '24
72	Terron Armstead	T	6-5	305	33	12	Arkansas Pine-Bluff '13	Cahokia, Ill.	UFA, '22 (NO)
74	Liam Eichenberg	OL	6-6	302	26	4	Notre Dame '21	Cleveland, Ohio	D2b, '21
76	Jackson Carman	T	6-5	322	24	4	Clemson '21	Fairfield, Ohio	FA, '24
77	Isaiah Wynn	OL	6-2	305	29	7	Georgia '18	St. Petersburg, Fla.	FA, '23
80	Jack Stoll	TE	6-4	247	26	4	Nebraska '21	Lone Tree, Colo.	Wai., '24 (Phi.)
81	Durham Smythe	TE	6-6	246	29	7	Notre Dame '18	Belton, Texas	D4a, '18
82	Dee Eskridge	WR	5-9	190	27	4	Western Mich. '21	Bluffton, Ind.	FA, '24
83	Malik Washington	WR	5-8	191	24	4	Virginia '24	Lawrenceville, Ga.	D6a, '24
84	Erik Ezukanwa	WR	6-2	206	24	2	Texas Tech '22	Fort Worth, Texas	D4, '22
85	River Gracraft	WR	6-0	198	30	6	Washington St. '17	Rancho Santa Margarita, Calif.	FA, '22
89	Julian Hill	TE	6-4	251	24	3	Campbell '24	Fayetteville, N.C.	FA, '23
90	Da'Shawn Hand	DT	6-3	302	29	2	Alabama '18	Woodbridge, Va.	FA, '23
91	Emmanuel Ogbah	LB	6-4	275	31	9	Oklahoma State '16	Houston, Texas	FA, '24
92	Zach Sieler	DT	6-6	300	29	7	Ferris State '18	Pinckney, Mich.	Wai., '19 (Bal.)
93	Calais Campbell	DT	6-8	307	38	17	Miami (FL) '08	Denver, Colo.	FA, '24
95	Benito Jones	DT	6-1	335	27	4	Mississippi '20	Waynesboro, Miss.	FA, '24
98	Matt Dickerson	DT	6-5	298	29	6	UCLA '18	San Mateo, Calif.	FA, '24
PRACTICE SQUAD									
3	Isaiah McKenzie	WR	5-7	173	29	8	Georgia '17	Miami, Fla.	FA, '24
19	Skylar Thompson	QB	6-2	210	27	3	Kansas State '22	Independence, Mo.	D7b, '22
34	Jordan Colbert	S	6-2	214	24	8	Rhode Island '24	Clinton, Md.	FA, '24
35	Deneric Prince	RB	6-0	216	24	1	Tulsa, '23	Marvel, Texas	FA, '24
37	Isaiah Johnson	CB	6-3	205	24	6	Syracuse '24	Beverly Hills, Mich.	FA, '24
40	Nik Needham	CB	6-1	196	28	6	UTEP '19	Buena Park, Calif.	FA, '19
43	Jason Maitre	CB	5-10	188	24	1	Wisconsin '24	Everett, Mass.	FA, '24
47	Dequan Jackson	LB	6-1	255	25	1	Colorado State '23	Jacksonville, Fla.	FA, '24
58	William Bradley-King	LB	6-4	265	27	1	Baylor '21	Kansas City	FA, '24
59	Derrick McLendon	LB	6-4	250	24	1	Colorado '24	Decatur, Ga.	FA, '24
75	Chasen Hines	OL	6-3	335	24	2	LSU '22	Marshall, Texas	FA, '23
78	Ryan Hayes	T	6-5	300	24	1	Michigan '24	Traverse City, Mich.	FA, '24
79	Bayron Matos	T	6-7	334	24	1	South Florida '24	Santo Domingo, DR	FA, '24 (IPP)*
86	Tarik Black	WR	6-3	213	26	1	Texas '21	Hamden, Conn.	FA, '24
94	Shakel Brown	DT	6-3	295	26	2	Troy '23	Miami, Fla.	FA, '24
97	Neil Farrell	DT	6-4	325	26	3	LSU '22	Mobile, Ala.	FA, '24
RESERVE/PHYSICALLY UNABLE TO PERFORM									
2	Bradley Chubb	LB	6-4	268	28	7	NC State '18	Marietta, Ga.	T, '22 (Den.)
RESERVE/NON-FOOTBALL ILLNESS									
48	Blake Ferguson	LS	6-3	230	27	5	LSU '20	Smyrna, Ga.	D6, '20
RESERVE/INJURED									
0	Braxton Berrios	WR	5-9	185	29	9	Miami (FL) '18	Raleigh, N.C.	FA, '23
15	Jaelan Phillips	LB	6-5	263	25	4	Miami (FL) '21	Ridgeland, Calif.	D1b, '21
24	Cam Smith	CB	6-1	186	24	2	South Carolina '23	Blythewood, S.C.	D2, '23
29	Kendall Fuller	CB	5-11	198	29	9	Virginia Tech '16	Baltimore, Md.	UFA, '24 (Was.)
47	Cam Brown	LB	6-5	230	26	5	Penn State '20	Burtonsville, Md.	UFA, '24 (NYG)
51	Tyus Bowser	LB	6-3	250	29	8	Houston '17	Tyler, Texas	FA, '24
59	Grayson Murphy	LB	6-2	260	24	8	UCLA '24	Dallas, Texas	FA, '24
70	Kendall Lamm	T	6-5	308	32	10	Appalachian St. '15	Charlotte, N.C.	FA, '22
71	Kion Smith	T	6-5	300	26	5	Fayetteville St. '21	Lumberton, N.C.	D7, '21
73	Austin Jackson	OL	6-5	315	25	5	USC '20	Phoenix, Ariz.	D1b, '20
80	Tanner Conner	TE	6-3	232	26	2	Idaho State '22	Kent, Wash.	FA, '22
82	Tahj Washington	WR	5-10	174	23	2	USC '24	Marshall, Texas	D7, '24
84	Anthony Schwartz	WR	6-0	195	24	3	Auburn '21	Pembroke Pines, Fla.	FA, '23
88	Grant DuBose	WR	6-2	201	23	1	Charlotte '23	Montgomery, Ala.	Wai., '24 (GB)



## 2024 MIAMI DOLPHINS ALPHABETICAL ROSTER

\*as of Jan. 15, 2025

NO.	NAME	POS.	HT.	WT.	AGE	EXP.	COLLEGE	HOMETOWN	HOW ACQ.
28	Achane, De'Von	RB	5-9	188	23	2	Texas A&M '23	Missouri City, Texas	D3, '23
72	Armstead, Terron	T	6-5	305	33	12	Arkansas Pine-Bluff '13	Cahokia, Ill.	UFA, '22 (NO)
16	Bailey, Jake	P	6-2	212	27	6	Stanford '19	Solana Beach, Calif.	FA, '23
56	Bell, Quinton	LB	6-4	255	28	3	Prairie View A&M '19	Long Beach, Calif.	FA, '23
27	Bonner, Ethan	CB	6-1	186	25	1	Stanford '23	The Woodlands, Texas	FA, '23
55	Brewer, Aaron	OL	6-1	295	27	5	Texas State '20	Dallas, Texas	UFA, '24 (Ten.)
20	Brooks, Jordyn	LB	6-0	240	27	5	Texas Tech '20	Houston, Texas	UFA, '24 (Sea.)
93	Campbell, Calais	DT	6-8	307	38	17	Miami (FL) '08	Denver, Colo.	FA, '24
22	Campbell, Elijah	DB	5-11	200	29	4	Northern Iowa '18	St. Paul, Minn.	Wai, '21 (NYJ)
76	Carman, Jackson	T	6-5	322	24	4	Clemson '21	Fairfield, Ohio	FA, '22
85	Cracraft, River	WR	6-0	198	30	6	Washington St. '17	Rancho Santa Margarita, Calif.	FA, '24
66	Daniels, Braeden	OL	6-4	297	24	2	Utah '23	Carrollton, Texas	FA, '24
98	Dickerson, Matt	DT	6-5	298	29	6	UCLA '18	San Mateo, Calif.	FA, '24
11	Dodson, Tyrell	LB	6-0	237	26	5	Texas A&M '19	Franklin, Tenn.	Wai, '24 (Sea.)
36	Duck, Storm	CB	6-0	195	24	R	Louisville '24	Boiling Springs, N.C.	FA, '24
74	Eichenberg, Liam	OL	6-6	302	26	4	Notre Dame '21	Cleveland, Ohio	D2b, '21
82	Eskridge, Dee	WR	5-9	190	27	4	Western Mich. '21	Bluffton, Ind.	FA, '24
84	Ezukanma, Erik	WR	6-2	206	24	2	Texas Tech '22	Fort Worth, Texas	D4, '22
53	Goode, Cameron	LB	6-3	245	26	2	California '22	Spring, Texas	D7a, '22
90	Hand, Da'Shawn	OL	6-3	302	27	7	Alabama '18	Woodbridge, Va.	D3, '22
89	Hill, Julian	TE	6-4	251	24	2	Campbell '23	Fayetteville, N.C.	FA, '23
10	Hill, Tyreek	WR	5-10	191	30	9	West Alabama '16	Douglas, Ga.	T, '22 (KC)
8	Holland, Jevon	S	6-1	205	24	4	Oregon '21	Coquitlam, Canada	D2a, '21
18	Huntley, Tyler	QB	6-1	205	26	5	Utah '20	Dania, Fla.	FA, '24
30	Ingold, Alec	FB	6-1	232	28	6	Wisconsin '19	Green Bay, Wis.	FA, '22
29	Jones, Benito	DT	6-4	335	21	4	Mississippi '20	Waynesboro, Miss.	D4, '24
65	Jones, Robert	OL	6-4	321	25	4	Middle Tennessee St. '21	Chicago, Ill.	FA, '21
50	Kamara, Mohamed	LB	6-1	253	24	R	Colorado State '24	Newark, N.J.	D5, '24
4	Kohou, Kader	CB	5-10	197	26	3	TAMU-Commerce '22	Abidjan, Ivory Coast	FA, '22
32	McMorris, Patrick	S	6-0	206	23	R	California '24	Santa Ana, Calif.	D6b, '24
47	McQuaide, Jake	LS	6-2	235	37	17	Ohio State '11	Cincinnati, Ohio	FA, '24
60	Meyer, Andrew	OL	6-3	295	24	R	UTEP '24	San Marcos, Calif.	FA, '24
31	Mostert, Raheem	WR	5-10	205	32	10	Purdue '15	New Smyrna Beach, Fla.	D3, '22 (SF)
93	Neal, Siran	CB	6-0	206	30	7	Jacksonville State '16	Eufaula, Ala.	FA, '24
11	Ogbah, Emmanuel	LB	6-4	275	31	9	Oklahoma State '18	Houston, Texas	FA, '24
52	Paul, Patrick	T	6-7	332	23	R	Houston '24	Houston, Texas	D2, '24
21	Poyer, Jordan	S	6-0	191	33	12	Oregon State '13	Astoria, Ore.	FA, '24
5	Ramsey, Jalen	CB	6-1	208	30	9	Florida State '16	Smyrna, Tenn.	T, '23 (LAR)
45	Riley, Duke	LB	6-1	227	30	8	LSU '17	Buras, La.	UFA, '21 (Phi.)
44	Robinson, Chop	LB	6-3	254	30	R	Penn State '24	Gaithersburg, Md.	D1, '24
7	Sanders, Jason	K	5-11	195	29	7	New Mexico '18	Orange, Calif.	D7b, '18
92	Sieler, Zach	DT	6-6	300	29	7	Ferris State '18	Pinkney, Mich.	Wai, '19 (Bal.)
9	Smith, Jonnu	TE	6-3	248	29	8	FIU '17	Ocala, Fla.	FA, '24
81	Smythe, Durham	TE	6-6	246	29	7	Notre Dame '18	Belton, Texas	D4a, '18
80	Stoll, Jake	TE	6-4	247	26	4	Nebraska '21	Lone Tree, Colo.	Wai, '24 (Phi.)
1	Tagovailoa, Tua	QB	6-1	225	26	5	Alabama '20	Ewa Beach, Hawaii	D1a, '20
41	Tindall, Channing	LB	6-2	236	24	3	Georgia '22	Columbia, S.C.	D3, '22
17	Waddle, Jaylen	WR	5-10	185	26	4	Alabama '21	Houston, Texas	D1a, '21
6	Walker Jr., Anthony	LB	6-1	235	29	8	Northwestern '17	Miami, Fla.	UFA, '24 (Cle.)
83	Washington, Malik	WR	5-8	191	24	R	Virginia '24	Lawrenceville, Ga.	D6a, '24
23	Wilson Jr., Jeff	RB	6-0	205	29	7	North Texas '18	Elkhart, Texas	T, '22 (SF)
25	Wright, Jaylen	RB	5-10	210	21	R	Tennessee '24	Durham, N.C.	D4, '24
77	Wynn, Isaiah	OL	6-2	305	29	7	Georgia '18	St. Petersburg, Fla.	FA, '23
PRACTICE SQUAD									
86	Black, Tarik	WR	6-3	213	26	1	Texas '21	Hamden, Conn.	FA, '24
58	Bradley-King, William	LB	6-4	265	27	1	Baylor '21	Kansas City	FA, '24
94	Brown, Shakel	DT	6-3	295	26	2	Troy '23	Miami, Fla.	FA, '24
34	Colbert, Jordan	S	6-2	214	24	R	Rhode Island '24	Clinton, Md.	FA, '24
97	Farrell, Neil	DT	6-4	325	26	3	LSU '22	Mobile, Ala.	FA, '24
78	Hayes, Ryan	T	6-6	303	24	1	Michigan '23	Traverse City, Mich.	D7, '23
75	Hines, Chasen	OL	6-3	335	24	2	LSU '22	Marshall, Texas	FA, '23
57	Jackson, Dequan	LB	6-1	255	25	1	Colorado State '23	Jacksonville, Fla.	FA, '24
37	Johnson, Isaiah	CB	6-3	205	24	R	Syracuse '24	Beverly Hills, Mich.	FA, '24
43	Maitre, Jason	CB	5-10	188	24	R	Wisconsin '24	Everett, Mass.	FA, '24
79	Matos, Baylon	TE	6-7	240	24	3	South Florida '24	Santo Domingo, DR	FA, '24 (IPP)*
3	McKenzie, Isaiah	WR	5-7	173	29	8	Georgia '17	Miami, Fla.	FA, '24
59	McLendon, Derrick	LB	6-4	250	24	R	Colorado '24	Decatur, Ga.	FA, '24
40	Needham, Nik	CB	6-1	196	28	6	UTEP '19	Buena Park, Calif.	FA, '19
35	Prince, Deneric	RB	6-0	216	24	1	Tulsa '23	Manvel, Texas	FA, '24
19	Thompson, Skylar	QB	6-2	210	27	3	Kansas State '22	Independence, Mo.	D7b, '22
RESERVE/PHYSICALLY UNABLE TO PLAY									
2	Chubb, Bradley	LB	6-4	268	28	7	NC State '18	Marietta, Ga.	T, '22 (Den.)
RESERVE/NON-FOOTBALL ILLNESS									
48	Blake Ferguson	LS	6-3	230	27	5	LSU '20	Smyrna, Ga.	D6, '20
RESERVE/INJURED									
0	Berrios, Braxton	WR	5-9	185	29	7	Miami (FL) '18	Raleigh, N.C.	FA, '23
51	Bowser, Tyus	LB	6-3	250	29	8	Houston '17	Tyler, Texas	FA, '24
67	Brown, Cam	LB	6-5	230	26	5	Penn State '20	Brownsville, Md.	UFA, '24 (NYG)
80	Conner, Tanner	TE	6-3	232	26	2	Idaho State '22	Kent, Wash.	FA, '22
88	DuBose, Grant	WR	6-2	201	23	1	Charlotte '23	Montgomery, Ala.	Wai, '24 (GB)
29	Fuller, Kendall	CB	5-11	198	29	9	Virginia Tech '16	Baltimore, Md.	UFA, '24 (Was.)
73	Jackson, Austin	OL	6-5	315	25	5	USC '20	Phoenix, Ariz.	D1b, '20
70	Lamm, Kendall	T	6-5	308	32	10	Appalachian St. '15	Charlotte, N.C.	FA, '22
14	Murphy, Grayson	LB	6-7	260	24	R	UCLA '24	Pallas, Texas	FA, '24
15	Phillips, Jaelan	LB	6-5	263	25	4	Miami (FL) '21	Redlands, Calif.	D1b, '21
84	Schwartz, Anthony	WR	6-0	195	24	3	Auburn '21	Pembroke Pines, Fla.	FA, '23
24	Smith, Cam	CB	6-1	186	24	2	South Carolina '23	Blythewood, S.C.	D2, '23
71	Smith, Kion	T	6-5	300	26	2	Fayetteville St. '21	Lumberton, N.C.	FA, '21
82	Washington, Tajh	WR	5-10	174	23	R	USC '24	Marshall, Texas	D7, '24



## 2024 MIAMI DOLPHINS POSITIONAL ROSTER

\*as of Jan. 15, 2025

### OFFENSE (26)

#### QUARTERBACKS (2)

NO	NAME	POS	HT	WT	EXP	COLLEGE
1	Tua Tagovailoa	QB	6-1	225	5	Alabama '20
18	Tyler Huntley	QB	6-1	205	26	Utah '20

#### RUNNING BACKS (5)

NO	NAME	POS	HT	WT	EXP	COLLEGE
23	Jeff Wilson Jr.	RB	6-0	205	7	North Texas '18
25	Jaylen Wright	RB	5-10	210	R	Tennessee '24
28	De'Von Achane	RB	5-9	188	2	Texas A&M '23
30	Alec Ingold	FB	6-1	232	6	Wisconsin '19
31	Raheem Mostert	RB	5-10	205	10	Purdue '15

#### WIDE RECEIVERS (6)

NO	NAME	POS	HT	WT	EXP	COLLEGE
10	Tyreek Hill	WR	5-10	191	9	West Alabama '16
17	Jaylen Waddle	WR	5-10	185	4	Alabama '21
82	Dee Eskridge	WR	5-9	190	4	Western Mich. '21
83	Malik Washington	WR	5-8	191	R	Virginia '24
84	Erik Ezukanma	WR	6-2	206	2	Texas Tech '22
85	River Cracraft	WR	6-0	198	6	Washington St. '17

#### TIGHT ENDS (4)

NO	NAME	POS	HT	WT	EXP	COLLEGE
9	Jonnu Smith	TE	6-3	248	8	FIU '17
80	Jack Stoll	TE	6-4	247	4	Nebraska '21
81	Durham Smythe	TE	6-6	246	7	Notre Dame '18
89	Julian Hill	TE	6-4	251	2	Campbell '23

#### OFFENSIVE LINEMEN (9)

NO	NAME	POS	HT	WT	EXP	COLLEGE
52	Patrick Paul	T	6-7	332	R	Houston '24
55	Aaron Brewer	OL	6-1	295	5	Texas State '20
60	Andrew Meyer	OL	6-3	295	R	UTEP '24
65	Robert Jones	OL	6-4	321	4	Middle Tenn. St. '21
66	Braeden Daniels	OL	6-4	297	2	Utah, '23
72	Terron Armstead	T	6-5	305	12	Arkansas Pine-Bluff '13
74	Liam Eichenberg	OL	6-6	302	4	Notre Dame '21
76	Jackson Carman	T	6-5	322	4	Clemson '21
77	Isaiah Wynn	OL	6-2	305	7	Georgia '18

### PRACTICE SQUAD (16)

NO	NAME	POS	HT	WT	EXP	COLLEGE
3	Isaiah McKenzie	WR	5-7	173	8	Georgia '17
19	Skylar Thompson	QB	6-2	210	3	Kansas State '22
34	Jordan Colbert	S	6-2	214	R	Rhode Island '24
35	Deneric Prince	RB	6-0	216	1	Tulsa, '23
37	Isaiah Johnson	CB	6-3	205	R	Syracuse '24
40	Nik Needham	CB	6-1	196	6	UTEP '19
43	Jason Maitre	CB	5-10	188	R	Wisconsin '24
57	Dequan Jackson	LB	6-1	255	1	Colorado State '23
58	William Bradley-King	LB	6-4	265	1	Baylor '21
59	Derrick McLendon	LB	6-4	250	R	Colorado '24
75	Chasen Hines	OL	6-3	335	2	LSU '22
78	Ryan Hayes	T	6-6	303	1	Michigan '23
79	Bayron Matos	T	6-7	334	R	South Florida '24
86	Tarik Black	WR	6-3	213	1	Texas '21
94	Shakel Brown	DT	6-3	295	2	Troy '23
97	Neil Farrell	DT	6-4	325	3	LSU '22

### DEFENSE (24)

#### DEFENSIVE LINEMEN (5)

NO	NAME	POS	HT	WT	EXP	COLLEGE
90	Da'Shawn Hand	DT	6-3	302	7	Alabama '18
92	Zach Sieler	DT	6-6	300	7	Ferris State '18
93	Calais Campbell	DT	6-8	307	17	Miami (FL) '08
95	Benito Jones	DT	6-1	335	4	Mississippi '20
98	Matt Dickerson	DT	6-5	298	6	UCLA '18

#### LINEBACKERS (10)

NO	NAME	POS	HT	WT	EXP	COLLEGE
6	Anthony Walker Jr.	LB	6-1	235	8	Northwestern '17
11	Tyrel Dodson	LB	6-0	237	5	Texas A&M '19
20	Jordyn Brooks	LB	6-0	240	5	Texas Tech '20
41	Channing Tindall	LB	6-2	236	3	Georgia '22
44	Chop Robinson	LB	6-3	254	R	Penn State '24
45	Duke Riley	LB	6-1	227	8	LSU '17
50	Mohamed Kamara	LB	6-1	253	R	Colorado State '24
53	Cameron Goode	LB	6-3	245	2	California '22
56	Quinton Bell	LB	6-4	255	3	Prairie View A&M '19
91	Emmanuel Ogbah	LB	6-4	275	9	Oklahoma State '16

#### DEFENSIVE BACKS (9)

NO	NAME	POS	HT	WT	EXP	COLLEGE
4	Kader Kohou	CB	5-10	197	3	TAMU-Commerce '22
5	Jalen Ramsey	CB	6-1	208	9	Florida State '16
8	Jevón Holland	S	6-1	205	4	Oregon '21
21	Jordan Poyer	S	6-0	191	12	Oregon State '13
22	Elijah Campbell	DB	5-11	200	4	Northern Iowa '18
27	Ethan Bonner	CB	6-1	186	1	Stanford '23
32	Patrick McMorris	S	6-0	206	R	California '24
33	Nirnal Neal	CB	6-0	206	7	Jacksonville State '18
36	Storm Duck	CB	6-0	195	R	Louisville '24

### SPECIALISTS (3)

NO	NAME	POS	HT	WT	EXP	COLLEGE
7	Jason Sanders	K	5-11	195	7	New Mexico '18
16	Jake Bailey	P	6-2	212	6	Stanford '19
47	Jake McQuaide	LS	6-2	235	17	Ohio State '11

### RESERVE/INJURED (14)

NO	NAME	POS	HT	WT	EXP	COLLEGE
0	Braxton Berrios	WR	5-9	185	7	Miami (FL) '18
15	Jaelan Phillips	LB	6-5	263	4	Miami (FL) '21
24	Cam Smith	CB	6-1	186	2	South Carolina '23
29	Kendall Fuller	CB	5-11	198	9	Virginia Tech '16
47	Cam Brown	LB	6-5	230	5	Penn State '20
51	Tyus Bowser	LB	6-3	250	8	Houston '17
59	Grayson Murphy	LB	6-2	260	R	UCLA '24
70	Kendall Lamm	T	6-5	308	10	Appalachian St. '15
71	Kion Smith	T	6-5	300	2	Fayetteville St. '21
73	Austin Jackson	OL	6-5	315	5	USC '20
80	Tanner Conner	TE	6-3	232	2	Idaho State '22
82	Tahj Washington	WR	5-10	174	R	USC '24
84	Anthony Schwartz	WR	6-0	195	3	Auburn '21
88	Grant DuBoise	WR	6-2	201	1	Charlotte '23

### RESERVE/PHYSICALLY UNABLE TO PERFORM (1)

NO	NAME	POS	HT	WT	EXP	COLLEGE
2	Bradley Chubb	LB	6-4	268	7	NC State '18

### RESERVE/NON-FOOTBALL ILLNESS (1)

NO	NAME	POS	HT	WT	EXP	COLLEGE
48	Blake Ferguson	LS	6-3	230	5	LSU '20



# 2024 MIAMI DOLPHINS – HOW THEY WERE ACQUIRED

\*as of Jan. 15, 2025

	DRAFT (16)	TRADES (3)	WAIVERS (4)	FREE AGENTS (30)
2018	TE Durham Smythe (4a) K Jason Sanders (7b)			
2019			DT Zach Sieler (Bal.)	
2020	QB Tua Tagovailoa (1a)			
2021	WR Jaylen Waddle (1a) S Jevón Holland (2a) OL Liam Eichenberg (2b)		DB Elijah Campbell (NYJ)	OL Robert Jones LB Duke Riley (Phi.)
2022	LB Channing Tindall (3) WR Erik Ezukanma (4) LB Cameron Goode (7)	WR Tyreek Hill (KC) RB Jeff Wilson Jr. (SF)		T Terron Armstead (NO) WR River Cracraft FB Alec Ingold CB Kader Kohou RB Raheem Mostert (SF)
2023	RB De'Von Achane (3)	CB Jalen Ramsey (LAR)		P Jake Bailey LB Quinton Bell CB Ethan Bonner DT Da'Shawn Hand TE Julian Hill OL Isaiah Wynn
2024	LB Chop Robinson (1) T Patrick Paul (2) RB Jaylen Wright (4) LB Mohamed Kamara (5) WR Malik Washington (6a) S Patrick McMorris (6b)		LB Tyrel Dodson (Sea.) TE Jack Stoll (Phi.)	OL Aaron Brewer (Ten.) LB Jordyn Brooks (Sea.) DT Calais Campbell OL Braeden Daniels T Jackson Carman DT Matt Dickerson CB Storm Duck WR Dee Eskridge QB Tyler Huntley DT Benito Jones LS Jake McQuaide OL Andrew Meyer CB Siran Neal LB Emmanuel Ogbah S Jordan Poyer TE Jonnu Smith LB Anthony Walker Jr. (Cle.)

PRONUNCIATION GUIDE					
PLAYER	PHONETICALLY	PLAYER	PHONETICALLY	COACH	PHONETICALLY
RB De'Von Achane	duh-VON A-chan	FB Alec Ingold	INN-gold	Mathieu Araujo	uh-ROO-joh
T Terron Armstead	tuh-RON	LB Mohamed Kamara	kuh-MAIR-uh	Kynjee' Cotton	KEN-jay
OL Aaron Brewer	AY-rin	CB Kader Kohou	KAY-der KOH-hoo	Lemuel Jeanpierre	leh-mew-ELL zhon-pee-AIR
DT Calais Campbell	cuh-LAY-iss	RB Raheem Mostert	RAH-heem MOZE-tert	Dave Puloska	puh-LOH-kuh
WR River Cracraft	CRAY-craft	CB Siran Neal	SIR-ran	Eric Stuloville	STOO-des-vill
LB Tyrel Dodson	TIE-rell	LB Jaelan Phillips	JAY-len		
OL Liam Eichenberg	IKE-en-burg	DT Zach Sieler	SEE-ler		
WR Erik Ezukanma	ez-oo-KAH-muh	TE Jonnu Smith	JAH-new		
LB Cameron Goode	good	TE Durham Smythe	sm-eye-th		
S Jevón Holland	juh-VON	QB Tua Tagovailoa	TOO-uh TUNG-oh-vai-LOA		



## MIAMI DOLPHINS CONTRACT STATUS

\*as of Jan. 15, 2025

CONTRACT STATUS								CONTRACT DETAILS
	NAME	2024	2025	2026	2027	2028	2029	
QB	Huntley, Tyler		UFA					Signed 1-year contract from Baltimore's PS in 2024
	Tagovailoa, Tua		UFA				UFA	Signed 4-year contract extension in 2024
RB	Achane, De'Von				UFA	UFA		Signed 4-year rookie contract in 2023
	Ingold, Alec							Signed 3-year contract extension in 2023
	Mostert, Raheem			UFA				Signed 1-year contract extension in 2024
	Wilson Jr., Jeff		UFA					Signed 1-year contract restructure in 2024
WR	Wright, Jaylen					UFA		Signed 4-year rookie contract in 2024
	Cracraft, River		UFA					Signed 1-year contract as UFA in 2024
	Eskridge, Dee		UFA					Signed 1-year contract from PS in 2024
	Ezukanma, Erik			ERFA				Signed 2-year contract from PS in 2024
TE	Hill, Tyreek				UFA			Signed 3-year contract restructure in 2024
	Waddle, Jaylen						UFA	Signed 3-year contract extension in 2024
	Washington, Malik					UFA		Signed 4-year rookie contract in 2024
	Hill, Julian			RFA				Signed 3-year contract as UDFA in 2023
OL	Smith, Jonnu			UFA				Signed 2-year contract as FA in 2024
	Smythe, Durham			UFA				Signed 2-year contract extension in 2023
	Stoll, Jack		UFA					Signed 1-year contract as FA with Philadelphia in 2024
	Armstead, Terron				UFA			Signed 3-year contract restructure in 2024
DL	Brewer, Aaron				UFA			Signed 3-year contract as UFA in 2024
	Carman, Jackson		UFA					Signed 1-year contract from PS in 2024
	Daniels, Braeden			ERFA				Signed 2-year contract from Dallas's PS in 2024
	Eichenberg, Liam		UFA					Signed 4-year rookie contract in 2021
LB	Jones, Robert		UFA					Signed 1-year contract as FA in 2024
	Meyer, Andrew				RFA			Signed 3-year contract as UDFA in 2024
	Paul, Patrick					UFA		Signed 4-year rookie contract in 2024
	Wynn, Isaiah		UFA					Signed 1-year contract as UFA in 2024
DB	Campbell, Calais		UFA					Signed 1-year contract as FA in 2024
	Dickerson, Matt		UFA					Signed 1-year contract from PS in 2024
	Hand, Da'Shawn		UFA					Signed 1-year contract as UFA in 2024
	Jones, Benito		UFA					Signed 1-year contract as FA in 2024
ST	Sieler, Zach				UFA			Signed 3-year contract extension in 2023
	Bell, Quinton		RFA					Signed 1-year contract as FA in 2024
	Brooks, Jordyn				UFA			Signed 3-year contract as UFA in 2024
	Dodson, Tyrel		UFA					Signed 1-year contract as UFA with Seattle in 2024
DB	Goode, Cameron		ERFA					Signed 2-year contract from PS in 2023
	Kamara, Mohamed					UFA		Signed 4-year rookie contract in 2024
	Ogbah, Emmanuel		UFA					Signed 1-year contract as FA in 2024
	Riley, Duke		UFA					Signed 2-year contract as UFA in 2023
DB	Robinson, Chop					5YO	UFA	Signed 5-year rookie contract in 2024
	Tindall, Channing			UFA				Signed 4-year rookie contract in 2022
	Walker Jr., Anthony		UFA					Signed 1-year contract as UFA in 2024
	Bonner, Ethan			ERFA				Signed 2-year contract as FA in 2024
DB	Campbell, Elijah		UFA					Signed 1-year contract as FA in 2024
	Duck, Storm				RFA			Signed 3-year contract as UDFA in 2024
	Holland, Jevón		UFA					Signed 4-year rookie contract in 2021
	Kohou, Kader		RFA					Signed 3-year contract as UDFA in 2022
DB	McMorris, Patrick					UFA		Signed 4-year rookie contract in 2024
	Neal, Siran		UFA					Signed 1-year contract as FA in 2024
	Poyer, Jordan		UFA					Signed 1-year contract as FA in 2024
	Ramsey, Jalen						UFA	Signed 3-year contract extension in 2024
ST	Bailey, Jake			UFA				Signed 2-year contract as UFA in 2024
	McQuaide, Jake		UFA					Signed 1-year contract from PS in 2024
	Sanders, Jason				UFA			Signed 5-year contract extension in 2021



**SUPPLEMENTAL  
STATS**



## 2024 REGULAR SEASON STATISTICS

### REGULAR SEASON RESULTS (8-9)

DATE	OPPONENT	SCORE	W/L	ATTENDANCE
Sept. 8	JACKSONVILLE	20-17	W	65,582
Sept. 12	BUFFALO	10-31	L	65,601
Sept. 22	at Seattle	3-24	L	68,658
Sept. 30	TENNESSEE	12-31	L	65,291
Oct. 6	at New England	15-10	W	64,628
Oct. 20	at Indianapolis	10-16	L	66,299
Oct. 27	ARIZONA	27-28	L	65,629
Nov. 3	at Buffalo	27-30	L	70,862
Nov. 11	at L.A. Rams	23-15	W	72,474
Nov. 17	LAS VEGAS	34-19	W	65,440
Nov. 24	NEW ENGLAND	34-15	W	65,479
Nov. 28	at Green Bay	17-30	L	77,599
Dec. 8	N.Y. JETS	32-26 (OT)	W	65,787
Dec. 15	at Houston	12-20	L	71,221
Dec. 22	SAN FRANCISCO	29-17	W	66,341
Dec. 29	at Cleveland	20-3	W	67,942
Jan. 5	at N.Y. Jets	20-32	L	68,818

### TEAM STATISTICS

	DOLPHINS	OPPONENTS
<b>TOTAL FIRST DOWNS</b>	<b>345</b>	<b>314</b>
Rushing	90	97
Passing	221	190
Penalty	34	27
3rd Down: Made/Att	77/212	75/209
3rd Down Pct.	36.3%	35.9%
4th Down: Made/Att	15/31	10/20
4th Down Pct.	48.4%	50.0%
<b>POSSESSION AVG.</b>	<b>31:43</b>	<b>28:17</b>
<b>TOTAL NET YARDS</b>	<b>5532</b>	<b>5345</b>
Avg. Per Game	325.4	314.4
Total Plays	1082	1012
Avg. Per Play	5.1	5.3
<b>NET YARDS RUSHING</b>	<b>1795</b>	<b>1763</b>
Avg. Per Game	105.6	103.7
Total Rushes	448	405
<b>NET YARDS PASSING</b>	<b>3737</b>	<b>3582</b>
Avg. Per Game	219.8	210.7
Sacked/Yards Lost	43/299	35/247
Gross Yards	4036	3829
Attempts/Completions	591/413	572/365
Completion Pct.	69.9%	63.8%
Had Intercepted	10	10
<b>PUNTS/AVERAGE</b>	<b>57/46.3</b>	<b>68/48.3</b>
<b>NET PUNTING AVG.</b>	<b>40.5</b>	<b>41.7</b>
<b>PENALTIES/YARDS</b>	<b>114/926</b>	<b>125/1030</b>
<b>FUMBLES/BALL LOST</b>	<b>28/11</b>	<b>14/6</b>
<b>TOUCHDOWNS</b>	<b>34</b>	<b>36</b>
Rushing	12	12
Passing	22	22
Returns	0	2

SCORE BY QUARTERS	Q1	Q2	Q3	Q4	OT	PTS
Dolphins	65	87	74	113	6	345
Opponents	64	116	81	103	0	364



2024 REGULAR SEASON STATISTICS

PASSING																
	ATT	CMP	YDS	CMP%	YDS/ATT	TD	TD%	INT	INT%	LONG	SACK	LOST	RATING			
T.Tagovailoa	399	291	2867	72.9%	7.2	19	4.8%	7	1.8%	80t	21	154	101.4			
T.Huntley	133	86	829	64.7%	6.2	3	2.3%	3	2.3%	25	15	92	80.1			
S.Thompson	33	21	187	63.6%	5.7	0	0.0%	0	0.0%	22	6	44	78.7			
T.Boyle	26	15	153	57.7%	5.9	0	0.0%	0	0.0%	30	1	9	74.7			
DOLPHINS	591	413	4036	69.9%	6.8	22	3.7%	10	1.7%	80t	43	299	94.1			
OPPONENTS	572	365	3829	63.8%	6.7	22	3.8%	10	1.7%	71t	35	247	88.7			
RUSHING																
	NO.			YDS.			AVG.			LG			TD			
D.Achane	203			907			4.5			61			6			
R.Mostert	85			278			3.3			21			2			
J.Wright	68			249			3.7			20			0			
T.Huntley	26			135			5.2			20			2			
J.Wilson Jr.	16			57			3.6			14			0			
T.Hill	8			53			6.6			16			0			
T.Tagovailoa	17			49			2.9			13			0			
M.Washington	5			25			5.0			18t			1			
A.Ingold	10			17			1.7			6			1			
J.Waddle	4			12			3.0			6			0			
T.Boyle	2			10			5.0			6			0			
S.Thompson	1			4			4.0			4			0			
J.Bailey	1			0			0.0			0			0			
J.Smith	2			-1			-0.5			0			0			
DOLPHINS	448			1795			4.0			61			12			
OPPONENTS	405			1763			4.4			49t			12			
RECEIVING																
	NO.			YDS.			AVG.			LG			TD			
J.Smith	88			884			10.0			57t			8			
T.Hill	81			959			11.8			80t			6			
D.Achane	78			592			7.6			39			6			
J.Waddle	58			744			12.8			63			2			
M.Washington	26			223			8.6			20			0			
R.Mostert	19			161			8.5			25			0			
J.Hill	12			100			8.3			17			0			
A.Ingold	11			96			8.7			25			0			
O.Beckham	9			55			6.1			11			0			
D.Smythe	9			53			5.9			8			0			
R.Cracraft	7			66			9.4			16			0			
D.Eskridge	3			44			14.7			30			0			
J.Wilson Jr.	3			19			6.3			7			0			
T.Conner	3			16			5.3			11			0			
J.Wright	3			8			2.7			6			0			
G.DuBose	2			11			5.5			13			0			
R.Chosen	1			5			5.0			5			0			
DOLPHINS	413			4036			9.8			80t			22			
OPPONENTS	365			3829			10.5			71t			22			
INTERCEPTIONS																
	NO.			YDS.			AVG.			LG			TD			
T.Dodson	3			7			2.3			7			0			
J.Ramsey	2			7			3.5			7			0			
K.Kohou	2			2			1.0			2			0			
A.Walker	1			5			5.0			5			0			
E.Ogbah	1			0			0.0			0			0			
Z.Sieler	1			0			0.0			0			0			
DOLPHINS	10			21			2.1			7			0			
OPPONENTS	10			176			17.6			68			1			
PUNTING																
	NO.		YDS.		AVG.		NET		TB		IN 20		LG		BLK	
J.Bailey	56		2639		47.1		40.5		5		22		64		1	
DOLPHINS	57		2639		46.3		40.5		5		22		64		1	
OPPONENTS	68		3286		48.3		41.7		9		22		69		0	
PUNT RETURNS																
	RET.			FC			YDS.			AVG.			LG			TD
M.Washington	18			3			134			7.4			19			0
B.Berrios	7			12			103			14.7			44			0
T.Hill	3			2			31			10.3			18			0
DOLPHINS	28			17			268			9.6			44			0
OPPONENTS	22			11			230			10.5			29			0



## 2024 REGULAR SEASON STATISTICS

### KICKOFF RETURNS

	NO.	YDS.	AVG.	LG	TD
M.Washington	14	430	30.7	67	0
D.Eskridge	5	146	29.2	35	0
B.Berrios	3	76	25.3	31	0
R.Mostert	2	42	21.0	23	0
D.Achane	1	32	32.0	32	0
J.Wright	1	29	29.0	29	0
<b>DOLPHINS</b>	<b>26</b>	<b>755</b>	<b>29.0</b>	<b>67</b>	<b>0</b>
<b>OPPONENTS</b>	<b>17</b>	<b>429</b>	<b>25.2</b>	<b>43</b>	<b>0</b>

### FIELD GOALS

	1-19	20-29	30-39	40-49	50+
J.Sanders	0/0	7/7	13/13	5/7	12/14
<b>DOLPHINS</b>	<b>0/0</b>	<b>7/7</b>	<b>13/13</b>	<b>5/7</b>	<b>12/14</b>
<b>OPPONENTS</b>	<b>0/0</b>	<b>11/11</b>	<b>7/8</b>	<b>8/11</b>	<b>10/12</b>

### SCORING

	TOTAL	TDR	TDP	TDRT	PAT	FG	2-PT	PTS
J.Sanders	0	0	0	0	26/28	37/41	0	137
D.Achane	12	6	6	0	0/0	0/0	0	72
J.Smith	8	0	8	0	0/0	0/0	0	48
T.Hill	6	0	6	0	0/0	0/0	0	36
J.Waddle	2	0	2	0	0/0	0/0	2	16
T.Huntley	2	2	0	0	0/0	0/0	0	12
R.Mostert	2	2	0	0	0/0	0/0	0	12
A.Ingold	1	1	0	0	0/0	0/0	0	6
M.Washington	1	1	0	0	0/0	0/0	0	6
<b>DOLPHINS</b>	<b>34</b>	<b>12</b>	<b>22</b>	<b>0</b>	<b>26/28</b>	<b>37/41</b>	<b>2</b>	<b>345</b>
<b>OPPONENTS</b>	<b>36</b>	<b>12</b>	<b>22</b>	<b>2</b>	<b>30/31</b>	<b>36/42</b>	<b>3</b>	<b>364</b>

### TWO-POINT CONVERSIONS

J. Waddle 2

**DOLPHINS: 2/5, OPPONENTS: 3/5**

### SACKS

Z.Sieler 10.0, C.Robinson 6.0, C.Campbell 5.0, E.Ogbah 5.0, J.Brooks 3.0, Q.Bell 1.0, D.Hand 1.0, J.Holland 1.0, J.Phillips 1.0, J.Ramsey 1.0, A. Walker Jr. 1.0

**DOLPHINS: 35.0, OPPONENTS: 42.0**

### DEFENSE

PLAYER	SOLO	ASST	TOT	SACKS	YDS	TFL	QBH	INT	PD	FF	FR
J. Brooks	86	57	143	3.0	19.0	11	6	-	6	-	2
J. Poyer	51	47	98	-	-	-	1	-	3	-	-
A. Walker Jr.	33	33	66	1.0	0.0	-	-	1	2	-	-
J. Holland	42	20	62	1.0	12.0	2	2	-	4	1	-
J. Ramsey	39	21	60	1.0	12.0	6	4	2	11	-	-
Z. Sieler	28	27	55	10.0	79.0	13	19	1	2	1	1
C. Campbell	35	17	52	5.0	40.0	12	12	-	5	1	-
K. Fuller	37	13	50	-	-	1	-	-	7	-	1
E. Ogbah	27	22	49	5.0	22.0	9	11	1	2	1	-
K. Kohou	33	12	45	-	-	3	-	2	8	1	1
D. Long Jr.	26	12	38	-	-	2	-	-	-	-	-
T. Dodson	18	18	36	-	-	-	1	3	4	-	-
S. Duck	21	11	32	-	-	1	-	-	4	-	-
D. Hand	20	11	31	1.0	5.0	5	4	-	1	1	1
M. Maye	13	17	30	-	-	1	-	-	1	-	-
C. Robinson	16	10	26	6.0	43.0	8	14	-	4	-	-
B. Jones	9	15	24	-	-	4	3	-	-	-	-
Q. Bell	13	10	23	1.0	9.0	3	-	-	1	1	-
C. Smith	13	3	16	-	-	-	-	-	-	-	-
T. Bowser	5	5	10	-	-	-	-	-	-	-	-
E. Campbell	4	4	8	-	-	1	-	-	-	1	-
J. Phillips	2	4	6	1.0	6.0	1	2	-	2	-	-
D. Riley	2	3	5	-	-	-	-	-	-	-	-
S. Neal	3	1	4	-	-	-	-	-	2	-	-
N. Farrell	1	1	2	-	-	-	1	-	-	-	-
B. Pili	1	1	2	-	-	-	-	-	-	-	-
E. Bonner	1	0	1	-	-	-	-	-	-	-	-
M. Kamara	0	1	1	-	-	-	1	-	-	-	-
P. McMorris	1	0	1	-	-	-	-	-	-	-	-

**NOTE:** Special teams and miscellaneous statistics not included above.

**Miscellaneous Tackles:** T. Hill (2), J. Waddle (2), D. Achane (1), B. Berrios (1), J. Carman (1), R. Chosen (1), J. Hill (1), J. Smith (1), T. Tagovailoa (1), M. Washington (1), I. Wynn (1).

**Miscellaneous Fumble Recoveries:** T. Armstead (2), T. Huntley (2), T. Tagovailoa (2), A. Brewer (1), A. Ingold (1), A. Jackson (1), R. Jones (1), K. Lamm (1), J. Sanders (1), J. Wilson Jr. (1).



## 2024 REGULAR SEASON STATISTICS

**Sacks:** Z. Sieler (10/0) – 1.0 at Seattle (9/22), 1.0 at New England (10/6), 1.0 vs. Las Vegas (11/17), 1.0 vs. New England (11/24), 2.0 vs. N.Y. Jets (12/8), 1.5 at Houston (12/15), 1.0 vs. San Francisco (12/22), 1.5 at N.Y. Jets (1/5).  
**C. Robinson** (6/0) – 1.0 at Buffalo (11/3), 1.0 at L.A. Rams (11/11), 1.5 vs. New England (11/24), 1.5 at Houston (12/15), 1.0 vs. San Francisco (12/22).  
**C. Campbell** (5/0) – 1.0 vs. Jacksonville (9/8), 1.0 at Seattle (9/22), 1.0 at L.A. Rams (11/11), 1.0 vs. Las Vegas (11/17), 1.0 at N.Y. Jets (1/5).  
**E. Ogbah** (5/0) – 1.0 vs. Jacksonville (9/8), 1.0 at New England (10/6), 1.0 vs. Las Vegas (11/17), 0.5 vs. New England (11/24), 1.0 at Cleveland (12/29), 1.0 at N.Y. Jets (1/5).  
**J. Brooks** (3/0) – 1.0 vs. Tennessee (9/30), 1.0 vs. N.Y. Jets (12/8), 1.0 vs. San Francisco (12/22).  
**Q. Bell** (1/0) – 1.0 at L.A. Rams (11/11).  
**D. Hand** (1/0) – 1.0 at Seattle (9/22).  
**J. Holland** (1/0) – 1.0 at L.A. Rams (11/11).  
**J. Phillips** (1/0) – 1.0 vs. Jacksonville (9/8).  
**J. Ramsey** (1/0) – 1.0 vs. New England (11/24).  
**A. Walker Jr.** (1/0) – 1.0 at Houston (12/15).

SPECIAL TEAMS								
PLAYER	SOLO	ASST	TOTAL	FF	FR	BFG	BPAT	BPNT
S. Neal	5	2	7	-	-	-	-	-
D. Riley	3	3	6	-	-	-	-	-
C. Tindall	4	1	5	-	-	-	-	-
Q. Bell	3	1	4	-	-	-	-	-
J. Hill	1	3	4	-	-	-	-	-
E. Campbell	2	1	3	1	-	-	-	-
T. Conner	3	-	3	-	-	-	-	-
S. Duck	3	-	3	-	-	-	-	-
A. Ingold	1	1	2	-	-	-	-	-
D. Smythe	2	-	2	-	-	-	-	-
A. Walker Jr.	1	1	2	-	-	-	-	-
J. Bailey	1	-	1	-	-	-	-	-
B. Ferguson	-	1	1	-	-	-	-	-
N. Needham	-	1	1	-	-	-	-	-
R. Cracraft	1	-	1	-	-	-	-	-
J. Sanders	1	-	1	-	-	-	-	-
C. Goode	-	1	1	-	-	-	-	-

### STATISTICAL BESTS

#### DOLPHINS – INDIVIDUAL

##### RUSHING

Attempts	22	De'Von Achane vs. Buffalo, 9/12
Yards	121	De'Von Achane at N.Y. Jets, 1/5
Touchdowns	2	Raheem Mostert vs. Arizona, 10/27
Yards by Quarterback	52	Tyler Huntley at Cleveland, 12/29
Longest Run from Scrimmage	61	De'Von Achane at N.Y. Jets, 1/5
Longest Run from Scrimmage for TD	50t	De'Von Achane vs. San Francisco, 12/22

##### PASSING

Attempts	47	Tua Tagovailoa vs. N.Y. Jets, 12/8
Completions	37	Tua Tagovailoa at Green Bay, 11/28
Yards	365	Tua Tagovailoa at Green Bay, 11/28
Touchdowns	4	Tua Tagovailoa vs. New England, 11/24
Completion Percentage (min. 20 att.)	89.3	Tua Tagovailoa at Buffalo, 11/3
Longest Completion	80t	Tua Tagovailoa to Tyreek Hill vs. Jacksonville, 9/8
Longest Completion for TD	80t	Tua Tagovailoa to Tyreek Hill vs. Jacksonville, 9/8
Passer Rating (min. 20 att.)	128.9	Tua Tagovailoa vs. New England, 11/24

##### RECEIVING

Receptions	10	Jonnu Smith at Green Bay, 11/28
		Tyreek Hill vs. N.Y. Jets, 12/8
Yards	144	Jaylen Waddle vs. New England, 11/24
Touchdowns	2	Jonnu Smith vs. Las Vegas, 11/17
		De'Von Achane vs. New England, 11/24
Longest Reception	80t	Tyreek Hill vs. Jacksonville, 9/8
Longest Reception by Running Back	39	De'Von Achane vs. Jacksonville, 9/8
Yards by Running Back	76	De'Von Achane vs. Jacksonville, 9/8

##### TOTAL YARDS FROM SCRIMMAGE

190 De'Von Achane vs. San Francisco, 12/22

##### TACKLES

Total	15	Tyrel Dodson at Cleveland, 12/29
Solo	9	David Long Jr. vs. Buffalo, 9/12
		Jordyn Brooks vs. Tennessee, 9/30



## 2024 REGULAR SEASON STATISTICS

### INTERCEPTIONS

Interceptions	1	Kader Kohou at Seattle, 9/22 Zach Sieler at Seattle, 9/22 Emmanuel Ogbah vs. Tennessee, 9/30 Jalen Ramsey at Buffalo, 11/3 Anthony Walker Jr. at L.A. Rams, 11/11 Jalen Ramsey vs. Las Vegas, 11/17 Tyrel Dodson vs. New England, 11/24 Kader Kohou vs. San Francisco, 12/22 Tyrel Dodson at Cleveland, 12/29 Tyrel Dodson at N.Y. Jets, 1/5
Longest Return	7	Jalen Ramsey vs. Las Vegas, 11/17 Tyrel Dodson at N.Y. Jets, 1/5
Longest Return for TD	-	-

### FUMBLES

Total Forced	1	Jevón Holland vs. Jacksonville, 9/8 Elijah Campbell vs. Jacksonville, 9/8 Calais Campbell vs. Arizona, 10/27 Quinton Bell at L.A. Rams, 11/11 Da'Shawn Hand at L.A. Rams, 11/11 Zach Sieler vs. New England, 11/24 Kader Kohou at Houston, 12/15 Emmanuel Ogbah at Cleveland, 12/29
Total Recovered	1	Kader Kohou vs. Jacksonville, 9/8 Zach Sieler at Indianapolis, 10/20 Kendall Fuller at L.A. Rams, 11/11 Jordyn Brooks vs. New England, 11/24 Jordyn Brooks at Houston, 12/15 Da'Shawn Hand at Cleveland, 12/29
Longest Return for TD	-	-

### SACKS

Total	2.0	Zach Sieler vs. N.Y. Jets, 12/8
Yards Lost	16.5	Zach Sieler at Houston, 12/15

### SPECIAL TEAMS

Field Goals Made	5	Jason Sanders vs. San Francisco, 12/22
Field Goal Attempts	5	Jason Sanders vs. San Francisco, 12/22
Longest Field Goal Made	57	Jason Sanders vs. N.Y. Jets, 12/8
Longest Field Goal Attempt	57	Jason Sanders at Seattle, 9/30 Jason Sanders vs. N.Y. Jets, 12/8
Punts	7	Jake Bailey at Cleveland, 12/29
Longest Punt, yards	64	Jake Bailey at Houston, 12/15
Highest Gross Punting Average (min. 4 punts)	49.5	Jake Bailey vs. Jacksonville, 9/8
Highest Net Punting Average (min. 4 punts)	48.8	Jake Bailey vs. Jacksonville, 9/8
Most Punt Returns	3	Malik Washington at L.A. Rams, 11/11
Most Punt Return Yards	44	Braxton Berrios at Seattle, 9/22
Highest Punt Return Average (min. 3 returns)	7.0	Malik Washington at L.A. Rams, 11/11
Longest Punt Return	44	Braxton Berrios at Seattle, 9/22
Most Kickoff Returns	4	Malik Washington at Green Bay, 11/28
Most Kickoff Return Yards	122	Malik Washington at N.Y. Jets, 1/5
Highest Kickoff Return Average (min. 3 returns)	40.7	Malik Washington at N.Y. Jets, 1/5
Longest Kickoff Return	67	Malik Washington at N.Y. Jets, 1/5

### OPPONENTS – INDIVIDUAL

#### RUSHING

Attempts	22	Tony Pollard vs. Tennessee, 9/30
Yards	91	Zach Charbonnet at Seattle, 9/22
Touchdowns	2	James Cook vs. Buffalo, 9/12 Zach Charbonnet at Seattle, 9/22
Yards by Quarterback	56	Anthony Richardson at Indianapolis, 10/20
Longest Run from Scrimmage	49t	James Cook vs. Buffalo, 9/12
Longest Run from Scrimmage for TD	49t	James Cook vs. Buffalo, 9/12

#### PASSING

Attempts	47	Dorian Thompson-Robinson at Cleveland, 12/29
Completions	32	Matthew Stafford at L.A. Rams, 11/11
Yards	339	Aaron Rodgers vs. N.Y. Jets, 12/8
Touchdowns	4	Aaron Rodgers vs. N.Y. Jets, 1/5
Completion Percentage (min. 20 att.)	76.5	Geno Smith at Seattle, 9/22



## 2024 REGULAR SEASON STATISTICS

Longest Completion	71t	Geno Smith to DK Metcalf at Seattle, 9/22
Longest Completion for TD	71t	Geno Smith to DK Metcalf at Seattle, 9/22
Passer Rating (min. 20 att.)	129.2	Jordan Love at Green Bay, 11/28

### RECEIVING

Receptions	13	Brock Bowers vs. Las Vegas, 11/17
Yards	126	Brock Bowers vs. Las Vegas, 11/17
Touchdowns	2	Jayden Reed at Green Bay, 11/28 Nico Collins at Houston, 12/15
Longest Reception	71t	DK Metcalf at Seattle, 9/22
Longest Reception by Running Back	63t	Ray Davis at Buffalo, 11/3
Yards by Running Back	74	Josh Jacobs at Green Bay, 11/28

### TOTAL YARDS FROM SCRIMMAGE

	124	Trey McBride vs. Arizona, 10/27
--	-----	---------------------------------

### TACKLES

Total	18	Grant Stuard at Indianapolis, 10/20 Jamien Sherwood vs. N.Y. Jets, 12/8
Solo	13	Jamien Sherwood vs. N.Y. Jets, 12/8

### INTERCEPTIONS

Total	2	Ja'Marcus Ingram vs. Buffalo, 9/12 Derek Stingley Jr. at Houston, 12/15 Ashtyn Davis at N.Y. Jets, 1/5
Longest Return	68	Calen Bullock at Houston, 12/15
Longest Return for TD	31t	Ja'Marcus Ingram vs. Buffalo, 9/12

### FUMBLES

Total Forced	1	Derick Hall at Seattle, 9/22 Dre'Mont Jones at Seattle, 9/22 Marte Mapu at New England, 10/6 Segun Olubi at Indianapolis, 10/20 Zaire Franklin at Indianapolis, 10/20 Dante Stills vs. Arizona, 10/27 Victor Dimukeje vs. Arizona, 10/27 Taron Johnson at Buffalo, 11/3 Jared Verse at L.A. Rams, 11/11 Tyree Wilson vs. Las Vegas, 11/17 Marte Mapu vs. New England, 11/24 Isaiah McDuffie at Green Bay, 11/28 Henry To'o'o'o at Houston, 12/15 Will Anderson at Houston, 12/15 Javon Kinlaw at N.Y. Jets, 1/5 Haason Reddick at N.Y. Jets, 1/5 Quincy Williams at N.Y. Jets, 1/5
Total Recovered	1	Arden Key vs. Tennessee, 9/30 Isaiah Bolden at New England, 10/6 Segun Olubi at Indianapolis, 10/20 Taven Bryan at Indianapolis, 10/20 Kaiir Elam at Buffalo, 11/3 Jared Verse at L.A. Rams, 11/11 Christian Gonzalez vs. New England, 11/24 Robert Rochell at Green Bay, 11/28 Tim Settle at Houston, 12/15 Solomon Thomas at N.Y. Jets, 1/5 Quincy Williams at N.Y. Jets, 1/5
Longest Return for TD	63t	Christian Gonzalez vs. New England, 11/24

### SACKS

Total	2.0	Travon Walker vs. Jacksonville, 9/8 Derick Hall at Seattle, 9/22 Myles Garrett at Cleveland, 12/29
Yards Lost	15	Byron Young at L.A. Rams, 11/11

### SPECIAL TEAMS

Field Goals Made	5	Nick Folk vs. Tennessee, 9/30 Joshua Karty at L.A. Rams, 11/11
Field Goal Attempts	6	Joshua Karty at L.A. Rams, 11/11
Longest Field Goal Made	61	Tyler Bass at Buffalo, 11/3
Longest Field Goal Attempt	61	Tyler Bass at Buffalo, 11/3



## 2024 REGULAR SEASON STATISTICS

Punts	7	Rigoberto Sanchez at Indianapolis, 10/20
Longest Punt, yards	69	Bryce Baringer at New England, 10/6
Highest Gross Punting Average (min. 4 punts)	51.8	Bryce Baringer vs. New England, 11/24
Highest Net Punting Average (min. 4 punts)	49.7	Logan Cooke vs. Jacksonville, 9/8
Most Punt Returns	3	Bryce Baringer vs. New England, 11/24
Most Punt Return Yards	45	Logan Cooke vs. Jacksonville, 9/8
Highest Punt Return Average (min. 3 returns)	15.0	Jha'Quan Jackson vs. Tennessee, 9/30
Longest Punt Return	29	Marcus Jones vs. New England, 11/24
Most Kickoff Returns	2	Tank Dell at Houston, 12/15
Most Kickoff Return Yards	73	Tank Dell at Houston, 12/15
Highest Kickoff Return Average (min. 3 returns)	-	Tank Dell at Houston, 12/15
Longest Kickoff Return	43	Brandon Codrington at Buffalo, 11/3
		Parker Washington vs. Jacksonville, 9/8
		Keisean Nixon at Green Bay, 11/28
		Keisean Nixon at Green Bay, 11/28

### IN 2024 MIAMI WAS...

5-3	when leading after the 1st quarter	3-6	in road games
6-3	when leading after the 2nd quarter	0-2	when playing indoors
5-1	when leading after the 3rd quarter	8-7	when playing outdoors
2-3	when behind after the 1st quarter	2-5	when playing on artificial turf
2-6	when behind after the 2nd quarter	6-4	when playing on grass
3-7	when behind after the 3rd quarter	2-5	when winning the coin toss
7-3	when Miami scores first	5-2	when scoring 21 points or more
1-6	when opponent scores first	7-2	when yielding 20 points or fewer
0-0	when tied at halftime	1-0	in overtime contests
5-3	in home games	4-4	in one score games

### DRIVE PRODUCTION

	POSS	TD	FGM	FGA	PUNT	INT	FUM	DOWN	TIME	SAF
DOLPHINS	182	34	37	41	56	10	10	16	13	2
OPPONENTS	181	34	36	42	68	10	6	10	11	0

### RED ZONE PRODUCTION

	POSS	TD	FGM	FGA	INT	FUM	DWNS	TIME	RZ PLAYS	RZ RUSH	RZ PASS
DOLPHINS	53	30	17	17	1	1	4	0	161	69	92
OPPONENTS	55	27	19	21	1	2	4	0	146	64	82

### BLOCKS

	FGs	PATs	PUNTS	TOTAL
BY DOLPHINS	-	-	-	-
BY OPPONENTS	-	-	1	1

### TURNOVERS

GAME	TAKEAWAYS			GIVEAWAYS			DIFF	W/L
	INT	FUM	TOTAL	INT	FUM	TOTAL		
JACKSONVILLE	0	1	1	0	0	0	+1	W
BUFFALO	0	0	0	3	0	3	-3	L
at Seattle	2	0	2	0	0	0	+2	L
TENNESSEE	1	0	1	0	1	1	0	L
at New England	0	0	0	1	1	2	-2	W
at Indianapolis	0	1	1	0	2	2	-1	L
ARIZONA	0	0	0	0	0	0	0	L
at Buffalo	1	0	1	0	1	1	0	L
at L.A. Rams	1	1	2	1	1	2	0	W
LAS VEGAS	1	0	1	0	0	0	+1	W
NEW ENGLAND	1	1	2	0	1	1	+1	W
at Green Bay	0	0	0	0	1	1	-1	L
N.Y. JETS	0	0	0	0	0	0	0	W
at Houston	0	1	1	3	1	4	-3	L
SAN FRANCISCO	1	0	1	0	0	0	+1	W
at Cleveland	1	1	2	0	0	0	+2	W
at N.Y. Jets	1	0	1	2	2	4	-3	L
TOTAL	10	6	16	10	11	21	-5	8-9



## 2024 REGULAR SEASON STATISTICS

### DOLPHINS BIG PLAYS

PASSING (25+ yards)		RUSHING (15+ yards)	
80t	T. Tagovailoa to T. Hill vs. Jax., 9/8	61	D. Achane at NYJ, 1/5
63	T. Tagovailoa to J. Waddle vs. Jax., 9/8	50t	D. Achane vs. SF, 12/22
57t	T. Tagovailoa to J. Smith vs. LV, 11/17	47	D. Achane vs. Ari., 10/27
39	T. Tagovailoa to D. Achane vs. Jax., 9/8	30	D. Achane vs. LV, 11/17
36	T. Tagovailoa to J. Waddle vs. LAR, 11/11	21	R. Mostert vs. SF, 12/22
33	T. Tagovailoa to J. Smith vs. LAR, 11/11	20	J. Wright vs. Ten., 9/30
30	T. Tagovailoa to T. Hill vs. Ari., 10/27	20	T. Huntley vs. Ten., 9/30
30	T. Boyle to D. Eskridge at Sea., 9/22	20	D. Achane at NYJ, 1/5
30	T. Tagovailoa to T. Hill at GB, 11/28	19	J. Wright at Ind., 10/20
29	T. Tagovailoa to J. Waddle vs. NE, 11/24	18	R. Mostert at NE, 10/6
28	T. Tagovailoa to T. Hill at Buf., 11/3	18t	M. Washington at LAR, 11/11
27	T. Tagovailoa to T. Hill at Buf., 11/3	18	T. Huntley at Cle., 12/29
25	T. Huntley to A. Ingold at Ind., 10/20	17	D. Achane vs. Buf., 9/12
25	T. Tagovailoa to R. Mostert at LAR, 11/11	17	J. Wright at NE, 10/6
25	T. Huntley to T. Hill at Cle., 12/29	16	D. Achane vs. Buf., 9/12
		16	T. Hill vs. Ten., 9/30
		16	J. Wright at NE, 10/6
		16	R. Mostert at Buf., 11/3
		15	D. Achane at Ind., 10/20
		15	D. Achane at LAR, 11/11
		15t	D. Achane at NYJ, 1/5

### OPPONENTS BIG PLAYS

PASSING (25+ yards)		RUSHING (15+ yards)	
71t	G. Smith to D. Metcalf at Sea., 9/22	49t	J. Cook vs. Buf., 9/8
63t	J. Allen to R. Davis at Buf., 11/3	41	T. Pollard vs. Ten., 9/30
49	J. Love to J. Jacobs at GB, 11/28	35	D. Ogunbowale at Hou., 12/15
46	J. Love to C. Watson at GB, 11/28	33t	R. Stevenson at NE, 10/6
43	A. Rodgers to A. Lazard at NYJ, 1/5	26	T. Bigsby vs. Jax., 9/8
42	A. Rodgers to G. Wilson vs. NYJ, 12/8	24	A. Gibson at NE, 10/6
38t	D. Maye to A. Hooper vs. NE, 11/24	23	J. Reed at GB, 11/28
37	K. Murray to T. McBride vs. Ari., 10/27	22	A. Richardson at Ind., 10/20
35	A. Rodgers to G. Wilson vs. NYJ, 12/8	20	J. Meyers vs. LV, 11/17
34	A. Rodgers to D. Adams vs. NYJ, 12/8	20	I. Davis at NYJ, 1/5
33	J. Allen to T. Johnson vs. Buf., 9/12	19	T. Goodson at Ind., 10/20
33	A. Richardson to M. Pittman Jr. at Ind., 10/20	19	J. Ford at Cle., 12/29
31	G. Minshew II to A. Mattison vs. LV, 11/17	19	P. Strong at Cle., 12/29
30	T. Lawrence to C. Kirk vs. Jax., 9/8	18	C. Brooks at GB, 11/28
30	A. Rodgers to D. Adams at NYJ, 1/5	17	T. Bigsby vs. Jax., 9/8
29	A. Rodgers to D. Adams at NYJ, 1/5	17	J. Conner vs. Ari., 10/27
28	B. Purdy to G. Kittle vs. SF, 12/22	17	T. Johnson at Buf., 11/3
27	M. Rudolph to T. Boyd vs. Ten., 9/30	17t	I. Davis vs. NYJ, 12/8
27	D. Maye to D. Douglas vs. NE, 11/24	17	B. Hall at NYJ, 1/5
27	B. Purdy to D. Samuel vs. SF, 12/22	16	R. Stevenson at NE, 10/6
25	J. Brissett to H. Henry at NE, 10/6	16	B. Purdy vs. SF, 12/22
25	K. Murray to M. Harrison Jr. vs. Ari., 10/27	15	J. Hasty vs. NE, 11/24
		15	E. Wilson at GB, 11/28
		15	T. Dell at Hou., 12/15

### DOLPHINS BIG GAMES

100-YARD RUSHERS		100-YARD RECEIVERS		300-YARD PASSERS	
121	D. Achane at NYJ, 1/5	144	J. Waddle vs. NE, 11/24	365	T. Tagovailoa at GB, 11/28
120	D. Achane vs. SF, 12/22	130	T. Hill vs. Jax., 9/8	338	T. Tagovailoa vs. Jax., 9/8
		115	T. Hill vs. NYJ, 12/8	331	T. Tagovailoa vs. NYJ, 12/8
		113	J. Smith at GB, 11/28	317	T. Tagovailoa vs. NE, 11/24
		109	J. Waddle vs. Jax., 9/8		
		105	T. Hill at Cle., 12/29		
		101	J. Smith vs. LV, 11/17		

### OPPONENTS BIG GAMES

100-YARD RUSHERS		100-YARD RECEIVERS		300-YARD PASSERS	
Did not happen		126	B. Bowers vs. LV, 11/17	331	A. Rodgers vs. NYJ, 12/8
		124	T. McBride vs. Ari., 10/27	313	B. Purdy vs. SF, 12/22
		114	G. Wilson vs. NYJ, 12/8	307	K. Murray vs. Ari., 10/27
		109	D. Adams vs. NYJ, 12/8		
		111	M. Harrison Jr. vs. Ari., 10/27		
		106	G. Kittle vs. SF, 12/22		
		104	D. Metcalf at Sea., 9/22		



## 2024 REGULAR SEASON STATISTICS

### GAME-BY-GAME STARTERS (OFFENSE)

GAME	WR	LT	LG	C	RG	RT	TE	WR	QB	RB	RB/WR/TE
JAX	T. Hill	Armstead	Jones	Brewer	Eichenberg	Jackson	Smythe	Waddle	Tagovailoa	Mostert	J. Hill
BUF	T. Hill	Armstead	Jones	Brewer	Eichenberg	Jackson	J. Hill	Waddle	Tagovailoa	Achane	Ingold
at Sea.	T. Hill	Armstead	Jones	Brewer	Eichenberg	Jackson	Conner	Waddle	Thompson	Wright	Achane
TEN	T. Hill	Paul	Jones	Brewer	Eichenberg	Jackson	J. Hill	Waddle	Huntley	Achane	Smythe
at NE	T. Hill	Armstead	Jones	Brewer	Eichenberg	Jackson	J. Hill	Waddle	Huntley	Achane	Ingold
at Ind.	T. Hill	Armstead	Jones	Brewer	Eichenberg	Jackson	J. Hill	Waddle	Huntley	Achane	Ingold
ARI	T. Hill	Armstead	Jones	Brewer	Eichenberg	Jackson	J. Smith	Waddle	Tagovailoa	Achane	Ingold
at Buf.	T. Hill	Armstead	Jones	Brewer	Eichenberg	Jackson	J. Smith	Waddle	Tagovailoa	Achane	Ingold
at LAR	T. Hill	Armstead	Jones	Brewer	Eichenberg	Lamm	J. Hill	Waddle	Tagovailoa	Achane	Washington
LV	T. Hill	Armstead	Jones	Brewer	Eichenberg	Lamm	J. Hill	Waddle	Tagovailoa	Achane	Smythe
NE	T. Hill	Armstead	Jones	Brewer	Eichenberg	Lamm	J. Hill	Waddle	Tagovailoa	Achane	J. Smith
at GB	T. Hill	Armstead	Jones	Brewer	Eichenberg	Lamm	J. Hill	Waddle	Tagovailoa	Achane	J. Smith
NYJ	T. Hill	Armstead	Jones	Brewer	Eichenberg	Lamm	J. Hill	Waddle	Tagovailoa	Achane	Ingold
at Hou.	T. Hill	Paul	Jones	Brewer	Eichenberg	Carman	Smythe	Waddle	Tagovailoa	Achane	Ingold
SF	T. Hill	Armstead	Jones	Brewer	Wynn	Lamm	J. Smith	Washington	Tagovailoa	Achane	Ingold
at Cle.	T. Hill	Armstead	Jones	Brewer	Wynn	Lamm	J. Hill	Washington	Huntley	Achane	Ingold
at NYJ	T. Hill	Armstead	Jones	Brewer	Wynn	Paul	J. Smith	Waddle	Huntley	Achane	Ingold

### GAME-BY-GAME STARTERS (DEFENSE)

GAME	DT	DT	DT/CB	LB/CB/S	LB	LB	LB	CB	CB	S	S
JAX	Campbell	Sieler	Kohou	Phillips	Ogbah	Long Jr.	Brooks	Ramsey	Fuller	Holland	Poyer
BUF	Campbell	Sieler	Jones	Phillips	Ogbah	Long Jr.	Brooks	Ramsey	Fuller	Holland	Poyer
at Sea.	Campbell	Sieler	Kohou	Phillips	Ogbah	Long Jr.	Brooks	Ramsey	Fuller	Holland	Poyer
TEN	Campbell	Sieler	Jones	Riley	Ogbah	Walker Jr.	Brooks	Ramsey	Duck	Holland	Poyer
at NE	Campbell	Sieler	Jones	Riley	Ogbah	Long Jr.	Brooks	Ramsey	Fuller	Holland	Maye
at Ind.	Campbell	Sieler	Jones	Kohou	Robinson	Long Jr.	Brooks	Ramsey	Fuller	Maye	Poyer
ARI	Campbell	Hand	Jones	Bowser	Ogbah	Long Jr.	Brooks	Ramsey	Fuller	Holland	Poyer
at Buf.	Campbell	Hand	Jones	Bowser	Ogbah	Walker Jr.	Brooks	Ramsey	Fuller	Maye	Poyer
at LAR	Campbell	Sieler	Jones	Bowser	Ogbah	Walker Jr.	Brooks	Ramsey	Fuller	Holland	Poyer
LV	Campbell	Sieler	Jones	Bowser	Ogbah	Walker Jr.	Brooks	Ramsey	Kohou	Holland	Poyer
NE	Campbell	Sieler	Jones	Kohou	Ogbah	Walker Jr.	Brooks	Ramsey	Duck	Holland	Poyer
at GB	Campbell	Sieler	Jones	Bell	Ogbah	Dodson	Brooks	Ramsey	Kohou	Holland	Poyer
NYJ	Campbell	Sieler	Jones	Kohou	Ogbah	Walker Jr.	Brooks	Ramsey	Fuller	Holland	Poyer
at Hou.	Campbell	Sieler	Jones	E. Campbell	Ogbah	Walker Jr.	Brooks	Ramsey	Fuller	Holland	Poyer
SF	Campbell	Sieler	Jones	Bell	Ogbah	Walker Jr.	Brooks	Ramsey	Fuller	Holland	Poyer
at Cle.	Campbell	Sieler	Jones	Bell	Ogbah	Dodson	Brooks	Ramsey	Kohou	Holland	Poyer
at NYJ	Campbell	Sieler	Jones	Duck	Ogbah	Dodson	Brooks	Ramsey	Kohou	Holland	Poyer

### GAME-BY-GAME INACTIVES

JAX	Wright	Bonner	Tindall	Kamara	Meyer	Washington	
BUF	Bonner	Mostert	Tindall	Kamara	Meyer	Washington	
at Sea.	Huntley*	Bonner	Mostert	Tindall	Kamara	Meyer	Washington
TEN	Long Jr.	Thompson*	Fuller	Mostert	Kamara	Armstead	
at NE	Thompson*	Poyer	Wilson Jr.	Bonner	Tindall		Meyer
at Ind.	Holland	Thompson*	Wilson Jr.	Bonner	Tindall	Meyer	Ogbah
ARI	Kohou	Wilson Jr.	Duck	Kamara	Meyer	Conner	Sieler
at Buf.	Kohou	Holland	Wilson Jr.	Duck	Meyer	J. Hill	Sieler
at LAR	Wilson Jr.	Bonner	Ingold	Duck	Kamara	Meyer	Eskridge
LV	Wilson Jr.	Bonner	Fuller	Ingold	Kamara	Meyer	Eskridge
NE	Wilson Jr.	Bonner	Fuller	Kamara	Meyer	Stoll	Eskridge
at GB	Walker Jr.	Huntley*	Bonner	Fuller	Stoll	Eskridge	
NYJ	Thompson*	Bonner	Mostert	Meyer	Stoll	Cracraft	
at Hou.	Wilson Jr.	Bonner	Lamm	Armstead	Stoll	Eskridge	Farrell
SF	Waddle	Bonner	Tindall	Kamara	Meyer	Eskridge	
at Cle.	Tagovailoa	Walker Jr.	Waddle	Needham	Kamara	Meyer	Ezukanma
at NYJ	Tagovailoa	Walker Jr.	Kamara	Meyer	Daniels	Eskridge	Ezukanma

\* Emergency Third Quarterback



2024 REGULAR SEASON STATISTICS

GAME-BY-GAME OFFENSE

	SCORE				1ST DOWNS			3RD DOWN	4TH DOWN	NET YARDS						TOP			
	PTS	OPP PTS	DIFF	OT	TOTAL	RUSH	PASS	PEN	CONV	ATT	CONV	ATT	TOTAL	RUSH	PASS		TO	PEN	PEN YDS
JAX	20	17	+3	-	18	5	11	2	8	16	0	2	400	81	319	0	9	103	33:10
BUF	10	31	-21	-	20	8	12	0	7	15	1	5	351	139	212	3	7	50	36:19
at Sea.	3	24	-21	-	13	2	8	3	1	12	0	3	205	65	140	0	11	85	28:32
TEN	12	31	-19	-	13	6	4	3	2	12	1	3	184	106	78	1	10	98	25:08
at NE	15	10	+5	-	24	10	10	4	2	11	0	1	372	193	179	2	6	54	34:20
at Ind.	10	16	-6	-	18	9	8	1	6	15	0	1	337	188	149	2	6	50	31:11
ARI	27	28	-1	-	22	7	15	0	11	15	0	0	377	150	227	0	2	15	30:31
at Buf.	27	30	-3	-	26	10	14	2	4	8	1	1	373	149	224	1	8	57	31:53
at LAR	23	15	8	-	15	3	11	1	6	13	0	0	238	67	171	2	1	15	29:48
LV	34	19	15	-	25	4	18	3	8	12	2	2	353	82	271	0	4	23	33:12
NE	34	15	19	-	23	2	19	2	4	12	0	0	373	65	308	1	3	17	32:04
at GB	17	30	-13	-	21	1	20	0	4	14	3	5	375	39	336	1	10	75	33:04
NYJ	32	26	6	OT	28	3	21	4	1	9	2	2	375	44	331	0	8	49	32:53
at Hou.	12	20	-8	-	18	3	11	4	4	13	2	2	224	52	172	4	8	64	33:24
SF	29	17	12	-	22	6	13	3	4	12	0	0	381	166	215	0	6	45	33:06
at Cle.	20	3	17	-	18	4	12	2	2	11	0	1	280	74	206	0	11	94	30:41
at NYJ	20	32	-12	-	21	7	14	0	3	12	3	3	334	135	199	4	4	32	32:04
TOTALS	345	364	-19	-	345	90	221	34	77	212	15	31	5532	1795	3737	21	114	926	31:43

GAME-BY-GAME DEFENSE

	SCORE				1ST DOWNS				3RD DOWN		4TH DOWN		NET YARDS						
	PTS	OPP PTS	DIFF	OT	TOTAL	RUSH	PASS	PEN	CONV	ATT	CONV	ATT	TOTAL	RUSH	PASS	TO	PEN	PEN YDS	TOP
JAX	20	17	+3	-	18	5	11	2	8	16	0	2	400	81	319	0	9	103	33:10
BUF	10	31	-21	-	20	8	12	0	7	15	1	5	351	139	212	3	7	50	36:19
at Sea.	3	24	-21	-	13	2	8	3	1	12	0	3	205	65	140	0	11	85	28:32
TEN	12	31	-19	-	13	6	4	3	2	12	1	3	184	106	78	1	10	98	25:08
at NE	15	10	+5	-	24	10	10	4	2	11	0	1	372	193	179	2	6	54	34:20
at Ind.	10	16	-6	-	18	9	8	1	6	15	0	1	337	188	149	2	6	50	31:11
ARI	27	28	-1	-	22	7	15	0	11	15	0	0	377	150	227	0	2	15	30:31
at Buf.	27	30	-3	-	26	10	14	2	4	8	1	1	373	149	224	1	8	57	31:53
at LAR	23	15	8	-	15	3	11	1	6	13	0	0	238	67	171	2	1	15	29:48
LV	34	19	15	-	25	4	18	3	8	12	2	2	353	82	271	0	4	23	33:12
NE	34	15	19	-	14	4	8	2	3	14	1	3	269	86	183	2	10	75	27:56
at GB	17	30	-13	-	19	7	11	1	5	11	0	0	388	114	274	0	7	44	26:56
NYJ	32	26	6	OT	23	3	18	2	4	12	2	2	402	83	319	0	10	83	31:02
at Hou.	12	20	-8	-	12	3	8	1	5	13	1	1	181	77	104	1	7	70	26:36
SF	29	17	12	-	20	3	16	1	5	13	0	1	374	81	293	1	11	90	26:54
at Cle.	20	3	17	-	18	8	7	3	7	17	0	4	276	114	162	2	9	84	29:19
at NYJ	20	32	-12	-	22	7	14	1	5	12	1	2	375	118	257	1	6	35	27:56
TOTALS	345	364	-19	-	314	97	190	27	75	209	10	20	5345	1763	3582	16	125	1030	28:17



## 2024 REGULAR SEASON STATISTICS

### GAME-BY-GAME RUSHING

(CARRIES-YARDS GAINED-LONGEST-TOUCHDOWNS)

	MOSTERT	ACHANE	WILSON JR.	WRIGHT	TAGOVAILOA	INGOLD	T. HILL	WADDLE	WASHINGTON
JAX	6-9-6-0	10-24-9-1	5-26-14-0	INACTIVE	1-11-11-0	2-8-6-0	0-0-0-0	1-3-3-0	INA
BUF	INA	22-96-17-0	0-0-0-0	5-4-8-0	2-17-11-0	2-2-3-0	1-12-12-0	1-4-4-0	INA
at Sea.	INA	11-30-13-0	3-14-10-0	2-17-9-0	IR	1-(-2)-(-2)-0	0-0-0-0	0-0-0-0	INA
TEN	INA	10-15-5-0	0-0-0-0	9-32-20-0	IR	0-0-0-0	3-19-16-0	0-0-0-0	0-0-0-0
at NE	19-80-18-0	3-18-12-0	INA	13-86-17-0	IR	1-3-3-1	0-0-0-0	0-0-0-0	0-0-0-0
at Ind.	11-50-14-0	15-77-15-0	INA	5-33-19-0	IR	2-(-1)-0-0	1-5-5-0	0-0-0-0	0-0-0-0
ARI	9-19-13-2	10-97-47-0	INA	2-18-12-0	3-13-13-0	1-3-3-0	0-0-0-0	0-0-0-0	0-0-0-0
at Buf.	10-56-16-0	12-63-12-1	INA	6-18-7-0	2-3-4-0	0-0-0-0	0-0-0-0	0-0-0-0	1-9-9-0
at LAR	0-0-0-0	12-37-15-0	INA	5-3-5-0	1-(-1)-(-1)-0	INA	2-11-6-0	1-(-1)-(-1)-0	1-18-18t-1
LV	3-(-2)-1-0	17-73-30-1	INA	5-4-5-0	0-0-0-0	INA	0-0-0-0	0-0-0-0	1-7-7-0
NE	2-5-5-0	10-32-9-0	INA	7-28-12-0	3-(-2)-0-0	0-0-0-0	0-0-0-0	0-0-0-0	1-2-2-0
at GB	5-19-12-0	7-14-13-0	0-0-0-0	0-0-0-0	2-6-9-0	0-0-0-0	0-0-0-0	0-0-0-0	0-0-0-0
NYJ	INA	14-24-7-1	1-4-4-0	2-7-5-0	1-3-3-0	0-0-0-0	1-6-6-0	0-0-0-0	0-0-0-0
at Hou.	6-8-6-0	12-41-7-0	INA	1-3-3-0	0-0-0-0	0-0-0-0	0-0-0-0	0-0-0-0	0-0-0-0
SF	8-31-21-0	17-120-50t-1	2-12-6-0	DNP	2-(-1)-0-0	1-4-4-0	0-0-0-0	INA	0-0-0-0
at Cle.	6-3-8-0	10-25-9-0	3-5-4-0	0-0-0-0	INA	0-0-0-0	0-0-0-0	INA	1-(-11)-(-11)-0
at NYJ	0-0-0-0	11-121-61-1	2-(-4)-(-2)-0	6-(-4)-8-0	INA	0-0-0-0	0-0-0-0	1-6-6-0	0-0-0-0

**OTHERS:** BAILEY: 1-0-0-0 at New England (10/6), HUNTLEY: 8-40-20-0 vs. Tennessee (9/30), 3-7-6-0 at New England (10/6), 5-20-6-0 at Indianapolis (10/20), 7-52-18-1 at Cleveland (12/29), 3-16-6-0 at N.Y. Jets (1/5), SMITH: 1-(-1)-(-1)-0 at New England (10/6), 1-0-0-0 vs. New England (11/24), THOMPSON: 1-4-4-0 vs. Buffalo (9/12).

### GAME-BY-GAME RECEIVING

(RECEPTIONS-YARDS GAINED-LONGEST-TOUCHDOWNS)

	T. HILL	WADDLE	SMITH	WASHINGTON	SMYTHE	J. HILL	MOSTERT	ACHANE	INGOLD
JAX	7-130-80t-1	6-109-63-0	1-7-7-0	INA	0-0-0-0	1-6-6-0	2-10-7-0	7-76-39-0	0-0-0-0
BUF	3-24-10-0	4-41-21-0	6-53-15-0	INA	1-8-8-0	0-0-0-0	INA	7-69-16-1	0-0-0-0
at Sea.	3-40-17-0	4-26-10-0	2-18-13-0	INA	1-3-3-0	2-24-13-0	INA	3-28-22-0	3-16-6-0
TEN	4-23-17-0	4-36-18-0	0-0-0-0	1-8-8-0	0-0-0-0	0-0-0-0	INA	3-14-5-0	0-0-0-0
at NE	6-69-21-0	4-46-20-0	5-62-17-0	0-0-0-0	0-0-0-0	0-0-0-0	2-18-10-0	1-(-1)-(-1)-0	0-0-0-0
at Ind.	1-8-8-0	1-11-11-0	7-96-18-1	2-9-7-0	0-0-0-0	1-4-4-0	0-0-0-0	2-8-9-0	1-25-25-0
ARI	6-72-30-0	4-45-20-0	4-20-12-0	0-0-0-0	0-0-0-0	3-11-6-0	1-11-11-0	6-50-16-1	3-19-16-0
at Buf.	4-80-28-0	2-(-4)-12-1	5-46-15-0	0-0-0-0	1-4-4-0	INA	2-32-17-0	8-58-18-0	0-0-0-0
at LAR	3-16-12-1	3-57-36-0	3-45-33-0	1-17-17-0	1-6-6-0	0-0-0-0	2-34-25-0	5-15-10-0	INA
LV	7-61-18-1	2-37-24-0	6-101-57-2	3-11-9-0	1-3-3-0	2-28-17-0	0-0-0-0	4-32-17-0	INA
NE	5-48-20-0	8-144-29-1	9-87-14-1	1-1-1-0	1-8-8-0	1-8-8-0	1-(-3)-(-3)-0	3-24-11t-2	0-0-0-0
at GB	6-83-30-1	4-53-16-0	10-113-16-0	2-8-8-0	1-8-8-0	1-5-5-0	2-15-14-0	8-56-14-1	2-15-13-0
NYJ	10-115-21-1	9-99-20-0	3-44-20-1	0-0-0-0	0-0-0-0	1-14-14-0	INA	6-45-14-0	0-0-0-0
at Hou.	2-36-21-0	0-0-0-0	9-48-10-1	5-52-20-0	1-8-8-0	0-0-0-0	3-13-7-0	7-35-13-0	0-0-0-0
SF	3-29-24-1	INA	6-62-22-0	3-28-19-0	1-5-5-0	0-0-0-0	2-15-13-0	6-70-20-0	0-0-0-0
at Cle.	9-105-25-0	INA	3-26-12-1	4-41-13-0	0-0-0-0	0-0-0-0	2-16-13-0	2-13-12-0	0-0-0-0
at NYJ	2-20-13-0	4-44-23-0	9-56-15-1	4-48-20-0	0-0-0-0	0-0-0-0	0-0-0-0	0-0-0-0	2-21-12-0

**OTHERS:** BECKHAM JR.: 3-15-6-0 at Buffalo (11/3), 2-17-11-0 at L.A. Rams (11/11), 2-13-8-0 vs. Las Vegas (11/17), 1-9-9-0 at Green Bay (11/28), 1-1-1-0 vs. N.Y. Jets (12/8), CHOSEN: 1-5-5-0 vs. Buffalo (9/12), CONNER: 1-1-1-0 at Seattle (9/22), 2-15-11-0 vs. Tennessee (9/30), CRACRAFT: 1-6-6-0 at Houston (12/15), 1-6-6-0 vs. San Francisco (12/22), 1-16-16-0 at Cleveland (12/29), 4-38-15-0 at N.Y. Jets (1/5), DuBOSE: 1-13-13-0 vs. Buffalo (9/12), 1-(-2)-(-2)-0 at Houston (12/15), ESKRIDGE: 1-30-30-0 at Seattle (9/22), 1-6-6-0 vs. Arizona (10/27), 1-8-8-0 at Cleveland (12/29), WILSON JR.: 2-12-6-0 vs. Buffalo (9/12), 1-7-7-0 vs. N.Y. Jets (12/8), WRIGHT: 1-2-2-0 vs. Las Vegas (11/17), 2-6-6-0 vs. N.Y. Jets (12/8).



## 2024 REGULAR SEASON STATISTICS

### GAME-BY-GAME PASSING

	TUA TAGOVAILOA								
	COMP	ATT	YDS	PCT	TD	INT	LG	SKD/YDS	RATING
JAX	23	37	338	62.1	1	0	80t	3/19	101.0
BUF	17	25	145	68.0	1	3	21	1/6	56.7
at Sea.									
TEN									
at NE									
at Ind.									
ARI	28	38	234	73.7	1	0	30	1/7	97.9
at Buf.	25	28	231	89.3	2	0	28	1/7	124.9
at LAR	20	28	207	71.4	1	1	36	3/36	89.4
LV	28	36	288	77.8	3	0	57t	2/17	127.8
NE	40	29	317	72.5	4	0	29	2/15	128.9
at GB	46	37	365	80.4	2	0	30	5/29	114.2
NYJ	47	33	331	70.2	2	0	21	0/0	104.1
at Hou.	40	29	196	72.5	1	3	21	3/24	60.0
SF	34	22	215	64.7	1	0	24	0/0	92.2
at Cle.									
at NYJ									

	TYLER HUNTLEY								
	COMP	ATT	YDS	PCT	TD	INT	LG	SKD/YDS	RATING
JAX									
BUF									
at Sea.									
TEN									
at NE	14	22	96	63.6	0	0	18	2/18	73.3
at Ind.	18	31	194	58.1	0	1	21	3/15	63.1
at Ind.	7	13	87	53.9	1	0	25	2/12	100.5
ARI									
at Buf.									
at LAR									
LV									
NE									
at GB									
NYJ									
at Hou.									
SF									
at Cle.	22	26	225	84.6	1	0	25	4/19	115.0
at NYJ	25	41	227	61.0	1	2	23	4/28	63.8

	SKYLAR THOMPSON								
	COMP	ATT	YDS	PCT	TD	INT	LG	SKD/YDS	RATING
JAX									
BUF	8	14	80	57.1	0	0	16	1/7	73.5
at Sea.	13	19	107	68.4	0	0	22	5/37	82.6
TEN									
at NE									
at Ind.									
ARI									
at Buf.									
at LAR									
LV									
NE	0	0	0	0	0	0	0	0/0	0.0
at GB									
NYJ									
at Hou.									
SF									
at Cle.									
at NYJ									

**OTHERS:** BOYLE: 7-13-79, 53.9, 0, 0, 30, 1/9, 72.3 at Seattle (9/22), 8-13-74, 61.5, 0, 0, 18, 0/0, 77.1 at Indianapolis (10/20).



## 2024 REGULAR SEASON STATISTICS

### 2024 REGULAR SEASON PLAYER PARTICIPATION

NAME	JAX	BUF	SEA	TEN	NE	IND	ARI	BUF	LAR	LV	NE	GB	NYJ	HOU	SF	CLE	NYG	GP	GS	DNP	INA	
Achane, De'Von	X	RB	RB	RB	RB	RB	RB	RB	RB	RB	RB	RB	RB	RB	RB	RB	RB	17	16	0	0	
Addington, Tucker	LT	NOR	NOR	NOR	NOR	NOR	NOR	NOR	LT	LT	LT	LT	LT	LT	LT	LT	LT	15	15	0	0	
Armstead, Terron																		17	16	0	0	
Bailey, Jake	X	X	X	X	X	X	X	X	X	X	X	X	X	X	X	X	X	17	0	0	0	
Beathard, C.J.	NOR	NOR	NOR	NOR	NOR	NOR	NOR	PS	NOR	NOR	NOR	NOR	NOR	NOR	NOR	NOR	NOR	0	0	0	0	
Beckham Jr., Odell	PUP	PUP	PUP	PUP	X	X	X	X	X	X	X	X	X	NOR	NOR	NOR	NOR	9	0	0	0	
Bell, Quinton	X	X	X	X	X	X	X	X	X	X	X	X	X	LB	X	LB	LB	17	3	0	0	
Berrios, Braxton	X	X	X	X	X	X	IR	IR	IR	IR	IR	IR	IR	IR	IR	IR	IR	6	0	0	0	
Bonner, Ethan	INA	INA	INA	X	INA	INA	X	INA	INA	INA	INA	INA	INA	INA	X	X	X	5	0	0	12	
Bowser, Tyus	NOR	NOR	NOR	NOR	X	X	LB	LB	LB	LB	X	IR	IR	IR	IR	IR	IR	7	4	0	0	
Boyle, Tim	PS	PS	X	DNP	DNP	X	NOR	NOR	NOR	NOR	PS	NOR	NOR	NOR	NOR	NOR	NOR	2	0	2	0	
Bradley-King, William	PS	PS	PS	PS	PS	PS	PS	PS	PS	PS	PS	PS	PS	PS	PS	PS	PS	0	0	0	0	
Brewer, Aaron	C	C	C	C	C	C	C	C	C	C	C	C	C	C	C	C	C	17	17	0	0	
Brooks, Jordyn	LB	LB	LB	LB	LB	LB	LB	LB	LB	LB	LB	LB	LB	LB	LB	LB	LB	17	17	0	0	
Brown, Cam	IR	IR	IR	IR	IR	IR	IR	IR	IR	IR	IR	IR	IR	IR	IR	IR	IR	0	0	0	0	
Brown, Shakel	NOR	NOR	NOR	NOR	NOR	NOR	NOR	PS	PS	PS	PS	PS	PS	PS	PS	PS	PS	0	0	0	0	
Campbell, Calais	DT	DT	DT	DT	DT	DT	DT	DT	DT	DT	DT	DT	DT	DT	DT	DT	DT	17	17	0	0	
Campbell, Elijah	X	X	X	X	X	X	X	X	X	X	X	X	X	X	X	X	X	17	1	0	0	
Chasen, Jackson	NOR	NOR	PS	PS	PS	PS	PS	PS	X	X	PS	X	RT	X	X	X	X	8	1	0	0	
Chosen, Robbie	PUP	PUP	NOR	NOR	NOR	NOR	NOR	NOR	NOR	NOR	NOR	NOR	NOR	NOR	NOR	NOR	NOR	2	0	0	0	
Chubb, Bradley	NOR	NOR	NOR	NOR	NOR	NOR	NOR	NOR	NOR	NOR	NOR	NOR	NOR	NOR	NOR	NOR	NOR	7	0	0	0	
Colbert, Jordan	PS	PS	PS	PS	PS	PS	PS	PS	PS	PS	PS	PS	PS	PS	PS	PS	PS	0	0	0	0	
Conner, Tanner	X	X	TE	X	X	X	INA	X	X	IR	IR	IR	IR	IR	IR	IR	IR	8	1	0	1	
Cotton, Lester	X	X	X	X	X	X	X	X	X	X	X	NOR	NOR	NOR	NOR	NOR	NOR	11	0	0	1	
Cracraft, River	IR	IR	IR	IR	IR	IR	IR	IR	X	X	X	X	INA	X	X	X	X	0	0	0	0	
Daniels, Braden	NOR	NOR	NOR	NOR	NOR	NOR	NOR	NOR	NOR	NOR	NOR	NOR	NOR	NOR	NOR	NOR	INA	0	0	0	1	
Dickerson, Matt	NOR	NOR	NOR	NOR	NOR	NOR	PS	PS	PS	PS	PS	PS	PS	X	X	X	X	4	0	0	0	
Dodson, Tyrel	NOR	NOR	NOR	NOR	NOR	NOR	NOR	NOR	NOR	X	X	LB	X	X	X	LB	LB	8	3	0	0	
DuBoise, Grant	X	X	IR	IR	IR	IR	IR	IR	IR	IR	IR	IR	IR	X	IR	IR	IR	3	0	0	0	
Duck, Storm	X	X	X	X	X	X	INA	INA	INA	INA	INA	CB	X	X	X	X	X	14	3	0	3	
Eichenberg, Liam	RG	RG	RG	RG	RG	RG	RG	RG	RG	RG	RG	RG	RG	RG	RG	RG	RG	X	17	14	0	0
Esikridge, Dee	PS	PS	X	X	PS	PS	X	INA	INA	INA	INA	INA	INA	INA	INA	INA	INA	6	0	0	6	
Ezekumma, Eric	PS	PS	X	PS	PS	PS	PS	PS	PS	PS	PS	PS	PS	PS	PS	X	INA	2	0	0	2	
Farnell, Neil	NOR	NOR	NOR	PS	PS	PS	PS	X	INA	NOR	NOR	NOR	NOR	NOR	NOR	NOR	NOR	0	0	0	0	
Ferguson, Blake	X	X	X	NFI	NFI	NFI	NFI	NFI	NFI	NFI	NFI	NFI	NFI	NFI	NFI	NFI	NFI	5	0	0	0	
Fulfer, Kendall	CB	CB	CB	INA	CB	CB	CB	CB	CB	CB	CB	CB	CB	CB	CB	IR	IR	11	11	0	4	
Goode, Cameron	PUP	PUP	PUP	PUP	PUP	PUP	PUP	PUP	PUP	PUP	PUP	PUP	PUP	PUP	PUP	X	X	3	0	0	0	
Hand, Da'Shaun	X	X	X	X	X	DT	DT	X	X	X	X	X	X	X	X	X	X	17	2	0	0	
Hardy, Anderson	PS	PS	PS	PS	PS	PS	PS	NOR	NOR	NOR	NOR	NOR	NOR	NOR	NOR	NOR	NOR	0	0	0	0	
Harris, Jonathan	PS	PS	PS	PS	PS	PS	NOR	NOR	NOR	NOR	NOR	NOR	NOR	NOR	NOR	NOR	NOR	0	0	0	0	
Hayes, Ryan	NOR	NOR	NOR	NOR	NOR	NOR	NOR	PS	PS	PS	PS	PS	PS	X	PS	DNP	1	0	1	0		
Hill, Julian	TE	TE	X	TE	TE	TE	X	INA	TE	TE	TE	TE	TE	X	X	TE	X	16	11	0	1	
Hill, Tyreek	WR	WR	WR	WR	WR	WR	WR	WR	WR	WR	WR	WR	WR	WR	WR	WR	WR	17	17	0	0	
Hines, Chasen	PS	PS	PS	PS	PS	PS	PS	PS	PS	PS	PS	PS	PS	PS	PS	PS	PS	0	0	0	0	
Holland, Jevon	S	S	S	S	S	INA	S	INA	S	S	S	S	S	S	S	S	S	15	15	0	2	
Huntley, Tyler	NOR	NOR	INA*	QB	QB	QB	IR	IR	IR	IR	INA*	DNP	DNP	DNP	DNP	QB	QB	5	3	2	2	
Ingold, Alec	X	FB	X	X	FB	FB	FB	FB	INA	INA	X	X	FB	FB	FB	FB	FB	15	10	0	2	
Jackson, Austin	RT	RT	RT	RT	RT	RT	RT	RT	RT	IR	IR	IR	IR	IR	IR	IR	IR	6	8	0	0	
Jackson, Dequan	PS	PS	PS	PS	PS	PS	PS	PS	PS	PS	PS	PS	PS	PS	PS	PS	PS	0	0	0	0	
Johnson, Isaiah	PS	PS	PS	PS	PS	PS	PS	PS	PS	PS	PS	PS	PS	PS	PS	PS	PS	0	0	0	0	
Jones, Benito	X	DT	X	DT	DT	DT	DT	DT	DT	DT	DT	DT	DT	DT	DT	DT	DT	17	15	0	0	
Jones, Naquan	PS	PS	PS	NOR	NOR	NOR	NOR	NOR	NOR	NOR	NOR	NOR	NOR	NOR	NOR	NOR	NOR	0	0	0	0	
Jones, Robert	LG	LG	LG	LG	LG	LG	LG	LG	LG	LG	LG	LG	LG	LG	LG	LG	LG	17	17	0	0	
Kamara, Mohamed	INA	INA	INA	INA	INA	X	INA	X	INA	INA	INA	X	X	X	INA	INA	INA	5	0	0	12	
Kohou, Kader	NB	X	NB	X	X	NB	INA	INA	X	CB	NB	NB	X	X	CB	CB	INA	15	9	0	2	
Lamm, Kendall	X	X	X	X	X	X	X	X	RT	RT	RT	RT	RT	INA	RT	RT	IR	15	7	0	1	
Long Jr., David	LB	LB	LB	INA	LB	LB	X	X	NOR	NOR	NOR	NOR	NOR	NOR	NOR	NOR	NOR	8	6	0	1	
Maitre, Jason	NOR	NOR	NOR	NOR	NOR	NOR	NOR	NOR	NOR	NOR	NOR	NOR	NOR	NOR	NOR	NOR	NOR	0	0	0	0	
Matos, Bayron	PS	PS	PS	PS	PS	PS	PS	PS	PS	PS	PS	PS	PS	PS	PS	PS	PS	0	0	0	0	
Maye, Marcus	X	X	X	X	S	X	S	X	X	X	X	NOR	NOR	NOR	NOR	NOR	NOR	11	3	0	0	
McLendon, Derrick	PS	PS	PS	PS	PS	PS	PS	PS	PS	PS	PS	PS	PS	PS	PS	PS	PS	0	0	0	0	
McMorris, Patrick	QB	QB	QB	QB	QB	QB	QB	QB	QB	QB	QB	QB	QB	QB	QB	QB	QB	6	0	0	0	
McQuide, Jake	NOR	NOR	NOR	NOR	NOR	NOR	NOR	NOR	NOR	NOR	NOR	NOR	NOR	NOR	NOR	NOR	NOR	0	0	0	0	
Meyer, Andrew	INA	INA	INA	DNP	INA	INA	INA	INA	INA	INA	INA	DNP	INA	DNP	INA	INA	INA	0	3	14	0	
Mostert, Raheem	RB	INA	INA	INA	X	X	X	X	X	X	X	X	INA	X	X	X	X	13	1	0	4	
Murphy, Grayson	IR	IR	IR	IR	IR	IR	IR	IR	IR	IR	IR	IR	IR	IR	IR	IR	IR	0	0	0	0	
Neal, Siran	X	X	X	X	X	X	X	X	X	X	X	X	X	X	X	X	X	17	0	0	0	
Needham, Nik	PS	PS	PS	PS	X	X	PS	PS	PS	PS	PS	PS	PS	PS	PS	INA	PS	2	0	0	1	
Ogbah, Emmanuel	LB	LB	LB	LB	LB	INA	LB	LB	LB	LB	LB	LB	LB	LB	LB	LB	LB	16	16	0	1	
Overton, Matt	NOR	NOR	NOR	NOR	X	X	X	NOR	NOR	NOR	NOR	NOR	NOR	NOR	NOR	NOR	NOR	3	0	0	0	
Paul, Patrick	X	X	X	LT	X	X	X	X	X	X	X	X	X	LT	X	RT	RT	4	3	0	0	
Phillips, Jaelan	LB	LB	LB	X	IR	IR	IR	IR	IR	IR	IR	IR	IR	IR	IR	IR	IR	0	0	0	0	
Pili, Brandon	X	X	X	X	X	X	X	X	NOR	NOR	NOR	NOR	NOR	NOR	NOR	NOR	NOR	8	0	0	0	
Poyer, Jordan	S	S	S	S	INA	S	S	S	S	S	S	S	S	S	S	S	S	16	16	0	1	
Prince, Deneric	PS	PS	PS	PS	PS	PS	PS	PS	PS	PS	PS	PS	PS	PS	PS	PS	PS	0	0	0	0	
Ramsey, Jalen	QB	QB	QB	QB	QB	QB	QB	QB	QB	QB	QB	QB	QB	QB	QB	QB	QB	0	0	0	0	
Riley, Duke	X	X	X	LB	X	X	X	X	X	X	X	X	X	X	X	X	X	17	2	0	0	
Robinson, Chop	X	X	X	X	LB	X	X	X	X	X	X	X	X	X	X	X	X	17	1	0	0	
Rucci, Hayden	PS	PS	PS	PS	PS	NOR	NOR	NOR	PS	PS	PS	PS	PS	PS	PS	NOR	NOR	0	0	0	0	
Sanders, Jason	X	X	X	X	X	X	X	X	X	X	X	X	X	X	X	X	X	10	0	0	0	
Schwartz, Anthony	IR	IR	IR	IR	IR	IR	IR	IR	IR	IR	IR	IR	IR	IR	IR	IR	IR	0	0	0	0	
Sielzer, Zach	DT	DT	DT	DT	DT	DT	INA	INA	DT	DT	DT	DT	DT	DT	DT	DT	DT	15	15	0	2	
Smith, Cam	IR	IR	IR	IR	IR	IR	X	X	X	X	X	X	IR	IR	IR	IR	IR	6	0	0	0	
Smith, Jonnu	X	X	X	X	X	TE	TE	X	X	TE	TE	X	X	TE	X	TE	TE	17	6	0	0	
Smith, Kion	IR	IR	IR	IR	IR	IR	IR	IR	IR	IR	IR	IR	IR	IR	IR	IR	IR	0	0	0	0	
Smythe, Durham	TE	X	X	TE	X	X	X	X	TE	X	X	X	X	TE	X	X	X	17	4	0	0	
Stoll, Jack	NOR	NOR	NOR	NOR	NOR	NOR	NOR	NOR	NOR	X	INA	INA	INA	INA	X	X	X	4	0	0	4	
Tagovailoa, Tua	QB	QB	IR	INA*	IR	QB	QB	QB	QB	QB	QB	QB	QB	QB	QB	INA	INA	11	11	0	2	
Thompson, Skylar	DNP	X	QB	INA*	INA*	INA*	DNP	DNP	DNP	DNP	X	DNP	INA*	NOR	PS	DNP	DNP	3	1	8	4	
Tindall, Channing	INA	INA	INA	X	INA	INA	X	X	X	X	X											



## THE LAST TIME IT HAPPENED

THE LAST TIME (TEAM)		
BY DOLPHINS		BY OPPONENT
32-26, vs. N.Y. Jets, 12/8/24	WON IN OVERTIME	28-31 at Las Vegas, 9/26/21
20-17, vs. Jacksonville, 9/8/24	WON BY SCORING IN THE LAST 2 MINUTES	27-30, at Buffalo, 11/3/24
32-26, vs. N.Y. Jets, 12/8/24	TIED BY SCORING IN THE LAST 2 MINUTES	38-35, vs. Cincinnati, 12/22/19
30-0, vs. N.Y. Jets, 12/17/23	SHUTOUT AN OPPONENT	0-35, vs. Buffalo, 9/19/21
30-0, vs. N.Y. Jets, 12/17/23	WON BY 20+ POINTS	10-31, vs. Buffalo, 9/12/24
42-38, at Baltimore, 9/18/22	WON AFTER TRAILING BY 20+ POINTS	34-46, vs. New Orleans, 10/25/09
34-15, vs. New England, 11/24/24	HELD A 28+ POINT LEAD	19-56, at Baltimore, 12/31/23
34-15, vs. New England, 11/24/24	HELD A 21+ POINT LEAD	3-27, at Green Bay, 11/28/24
24 (2nd quarter), vs. New England, 11/24/24	SCORED 20+ POINTS IN A QUARTER	21 (2nd and 4th quarter), at Baltimore, 12/31/23
24 (2nd quarter), vs. New England, 11/24/24	SCORED 20+ POINTS IN A HALF	24 (1st half), at Green Bay, 11/28/24
20-3, at Cleveland, 12/29/24	HELD OPPONENT WITHOUT A TD	3-24, at Seattle, 9/22/24
2 offense, 1 defense, vs. Tennessee, 12/11/23	SCORED TD ON OFFENSE AND DEFENSE	1 offense, 1 defense, vs. New England, 11/24/24
2 offense, 1 defense & 1 special teams, vs. L.A. Rams, 11/1/20	SCORED TD ON OFFENSE, DEFENSE & SPECIAL TEAMS	6 offense, 1 defense & 1 special teams, at Buffalo, 1/3/21
vs. N.Y. Jets, 1/8/23	SCORED SAFETY	vs. Arizona, 10/27/24

THE LAST TIME (OFFENSE)		
BY DOLPHINS		BY OPPONENT
726, vs. Denver, 9/24/23	600+ NET YARDS OF OFFENSE	643, vs. Baltimore, 9/8/19
524, vs. N.Y. Giants, 10/8/23	500+ NET YARDS OF OFFENSE	558, at Tampa Bay, 10/10/21
400, vs. Jacksonville, 9/8/24	400+ NET YARDS OF OFFENSE	402, vs. N.Y. Jets, 12/8/24
350, vs. Denver, 9/24/23	300+ NET RUSHING YARDS	305, at Pittsburgh, 12/18/88
222, vs. N.Y. Giants, 10/8/23	200+ NET RUSHING YARDS	234, at L.A. Chargers, 9/10/23
203, De'Von Achane, vs. Denver, 9/24/23	200-YARD RUSHING GAME	203, Rueben Mayes, vs. New Orleans, 12/7/86
151, De'Von Achane, vs. N.Y. Giants, 10/8/23	150-YARD RUSHING GAME	178, Justin Fields at Chicago, 11/6/22
121, De'Von Achane, at N.Y. Jets, 1/5/25	100-YARD RUSHING GAME	117, Austin Ekeler at L.A. Chargers, 9/10/23
Mercury Morris (125) and Don Nottingham (102), at Green Bay, 10/5/75	TWO 100-YARD RUSHERS	Ezekiel Elliott (125) and Tony Pollard (103), at Dallas, 9/22/19
De'Von Achane, 203, vs. Denver, 9/24/23, 101, at Buffalo, 10/1/23 and 151, vs. N.Y. Giants, 10/8/23	CONSECUTIVE 100-YARD RUSHING GAMES	Payton Barber, 111, at Las Vegas, 9/26/21 Jonathan Taylor, 103, vs. Indianapolis, 10/3/21
De'Von Achane (151) and Raheem Mostert (65), vs. N.Y. Giants, 10/8/23	COMBINED 200-YARDS RUSHING BY 2 PLAYERS	Austin Ekeler (117) and Joshua Kelley (91) at L.A. Chargers, 9/10/23
32, Jay Ajayi, at Buffalo, 12/24/16	30+ CARRIES	32, Knile Davis, vs. Kansas City, 9/21/14
25, Duke Johnson, vs. New England, 1/9/22	25+ CARRIES	26, D'Onta Foreman, at Tennessee, 1/3/22
85t, Lamar Miller, vs. Houston, 10/25/15	80+ YARD RUSHING PLAY	81t, Earl Campbell, at Houston, 11/20/78



## THE LAST TIME IT HAPPENED

### THE LAST TIME (OFFENSE)

BY DOLPHINS		BY OPPONENT
61, De'Von Achane, at N.Y. Jets, 1/5/25	60+ YARD RUSHING PLAY	61t, Justin Fields at Chicago, 11/6/22
61, De'Von Achane, at N.Y. Jets, 1/5/25	40+ YARD RUSHING PLAY	41, Tony Pollard vs. Tennessee, 9/30/24
2, Raheem Mostert, vs. Arizona, 10/27/24	2+ RUSHING TOUCHDOWNS	2, Zach Charbonnet at Seattle, 9/22/24
466, at L.A. Chargers, 9/10/23	400+ NET PASSING YARDS (TEAM)	437, at Tampa Bay, 10/10/21
336, at Green Bay, 11/28/24	300+ NET PASSING YARDS (TEAM)	319, vs. N.Y. Jets, 12/8/24
50, Tua Tagovailoa, at Baltimore, 9/18/22	50+ PASS ATTEMPTS	51, Justin Herbert, at L.A. Chargers, 12/11/22
41, Tyler Huntley, at N.Y. Jets, 1/5/25	40+ PASS ATTEMPTS	47, Dorian Thompson-Robinson, at Cle., 12/29/24
33, Tua Tagovailoa, vs. N.Y. Jets, 12/8/24	30+ COMPLETIONS	30, Gardner Minshew II, vs. Las Vegas, 11/17/24
25, Tyler Huntley, at N.Y. Jets, 1/5/25	25+ COMPLETIONS	26, Brock Purdy, vs. San Francisco, 12/22/24
vs. San Francisco, 12/22/24	NO SACKS ALLOWED	at Green Bay, 11/28/24
Has never happened	PERFECT PASSER RATING (158.3) (MIN. 20 ATTEMPTS)	158.3, Lamar Jackson, at Baltimore, 12/31/23
365, Tua Tagovailoa, at Green Bay, 11/24/28	300+ YARD PASSER	313, Brock Purdy, vs. San Francisco, 12/22/24
Tua Tagovailoa, 317 vs. New England, 11/24/24, 365 at Green Bay, 11/28/24 and 331 vs. N.Y. Jets, 12/8/24	CONSECUTIVE 300+ YARD PASSING GAMES	321, Lamar Jackson, at Baltimore, 12/31/23 and 359, Josh Allen, vs. Buffalo, 1/7/23
4, Tua Tagovailoa vs. New England, 11/24/24	4+ TD PASSES	4, Aaron Rodgers, at N.Y. Jets, 1/5/25
4, Tua Tagovailoa vs. New England, 11/24/24	3+ TD PASSES	4, Aaron Rodgers, at N.Y. Jets, 1/5/25
15, Chris Chambers, vs. Buffalo, 12/4/05	15+ RECEPTIONS	15, Isaac Bruce, at St. Louis, 12/24/95
10, Tyreek Hill, vs. N.Y. Jets, 12/8/24	10+ RECEPTIONS	13, Brock Bowers, vs. Las Vegas, 11/17/24
215, Tyreek Hill, at L.A. Chargers, 9/10/23	200-YARD RECEIVER	221, Eric Decker, vs. N.Y. Jets, 12/28/14
157, Tyreek Hill, at Washington, 12/3/23	150-YARD RECEIVER	163, Kyle Pitts, vs. Atlanta, 10/24/21
105, Tyreek Hill, at Cleveland, 12/29/24	100-YARD RECEIVER	106, George Kittle, vs. San Francisco, 12/22/24
Tyreek Hill (130) and Jaylen Waddle (109), vs. Jacksonville, 9/8/24	TWO 100-YARD RECEIVERS IN SAME GAME	Trey McBride (124) and Marvin Harrison Jr. (111), vs. Arizona, 10/27/24
146, Tyreek Hill, vs. Las Vegas, 11/19/23 102, at N.Y. Jets, 11/24/23 and 157 at Washington, 12/3/23	CONSECUTIVE 100-YARD RECEIVING GAMES	118, CeeDee Lamb vs. Dallas, 12/24/23, 106, Zay Flowers, at Baltimore, 12/31/23 and 105, Khalil Shakir, vs. Buffalo, 1/7/24
Jaylen Waddle, 118 (1st half), vs. New England, 11/24/24	100 YARDS RECEIVING IN A HALF	Zay Flowers, 100 (1st half), at Baltimore, 12/31/23
Has never happened	90+ YARD PASSING PLAY	99t, Tom Brady to Wes Welker, vs. New England, 9/12/11
80t, Tua Tagovailoa to Tyreek Hill vs. Jacksonville, 9/8/24	80+ YARD PASSING PLAY	85t, Derek Carr to Nelson Agholor, at Las Vegas, 12/26/20
80t, Tua Tagovailoa to Tyreek Hill, vs. Jacksonville, 9/8/24 63, Tua Tagovailoa to Jaylen Waddle, vs. Jacksonville, 9/8/24	60+ YARD PASSING PLAY	63t, Josh Allen to Ray Davis, at Buffalo, 11/3/24
57t, Tua Tagovailoa to Jonnu Smith, vs. Las Vegas, 11/17/24	50+ YARD PASSING PLAY	63t, Josh Allen to Ray Davis, at Buffalo, 11/3/24
57t, Tua Tagovailoa to Jonnu Smith, vs. Las Vegas, 11/17/24	40+ YARD PASSING PLAY	43, Aaron Rodgers to Allen Lazard, at N.Y. Jets, 1/5/25
3, Lamar Thomas, vs. Denver, 12/21/98	3+ TD RECEPTIONS	3, Stefon Diggs, at Buffalo, 10/1/23
2, De'Von Achane, vs. New England, 11/24/24	2+ TD RECEPTIONS	2, Nico Collins, at Houston, 12/15/24



## THE LAST TIME IT HAPPENED

### THE LAST TIME (OFFENSE)

BY DOLPHINS		BY OPPONENT
De'Von Achane (120 rushing, 70 receiving), vs. San Francisco, 12/22/24	LED TEAM IN RUSHING & RECEIVING IN SAME GAME	Christian McCaffrey, (66 rushing and 80 receiving), at San Francisco, 12/4/22
Raheem Mostert (115 rushing) and Tyreek Hill (163 receiving) vs. Carolina, 10/15/23	100-YARD RUSHER & 100-YARD RECEIVER IN SAME GAME	Lamar Jackson (119 rushing), Rashod Bateman (108 receiving)/Mark Andrews (104 receiving) at Baltimore, 9/18/22
Tua Tagovailoa (308 passing), De'Von Achane (151 rushing) and Tyreek Hill (181 receiving) vs. N.Y. Giants, 10/8/23	100-YARD RUSHER, 100-YARD RECEIVER & 300-YARD PASSER IN SAME GAME	Lamar Jackson (318 passing), Lamar Jackson (119 rushing) and Rashod Bateman (108 receiving)/Mark Andrews (104 receiving) at Baltimore, 9/18/22
De'Von Achane (1 rushing, 1 receiving), at Buffalo, 11/3/24	1+ RUSHING TD & 1+ RECEIVING TD IN SAME GAME	Tyreek Hill (1 rushing, 1 receiving), vs. Kansas City, 12/13/20
Tyler Huntley (1 rushing, 1 passing), at Cleveland, 12/29/24	1+ PASSING TD & 1+ RUSHING TD IN SAME GAME	Jalen Hurts (2 passing, 1 rushing), at Philadelphia, 10/22/23
at Cleveland, 12/29/24	NO TURNOVERS	vs. N.Y. Jets, 12/8/24
vs. N.Y. Jets, 12/8/24	TD SCORED ON FIRST DRIVE	vs. Buffalo, 9/12/24
Tua Tagovailoa to Jaylen Waddle, vs. N.Y. Jets, 12/8/24	SUCCESSFUL 2-POINT CONVERSION	Breece Hall, at N.Y. Jets, 1/5/25
at Green Bay, 11/28/24	FAILED 2-POINT CONVERSION	vs. Las Vegas, 11/17/24

### THE LAST TIME (DEFENSE)

BY DOLPHINS		BY OPPONENT
76, vs. Buffalo, 10/21/73	HELD OPPONENT UNDER 100 YARDS OF TOTAL OFFENSE	65, at Seattle, 9/22/24
103, vs. N.Y. Jets, 12/17/23	HELD OPPONENT UNDER 150 YARDS OF TOTAL OFFENSE	145, vs. L.A. Rams, 11/1/20
181, at Houston, 12/15/24	HELD OPPONENT UNDER 200 YARDS OF TOTAL OFFENSE	184, vs. Tennessee, 9/30/24
276, at Cleveland, 12/29/24	HELD OPPONENT UNDER 300 YARDS OF TOTAL OFFENSE	280, at Cleveland, 12/29/24
23, vs. N.Y. Jets, 12/17/23	HELD OPPONENT UNDER 30 YARDS RUSHING	23, vs. Buffalo, 11/17/19
23, vs. N.Y. Jets, 12/17/23	HELD OPPONENT UNDER 50 YARDS RUSHING	44, vs. N.Y. Jets, 12/8/24
60, vs. Las Vegas, 11/17/24	HELD OPPONENT UNDER 75 YARDS RUSHING	74, at Cleveland, 12/29/24
81, vs. San Francisco, 12/22/24	HELD OPPONENT UNDER 100 YARDS RUSHING	74, at Cleveland, 12/29/24
80, vs. N.Y. Jets, 12/17/23	HELD OPPONENT UNDER 100 YARDS NET PASSING	78, vs. Tennessee, 9/30/24
129, at Indianapolis, 10/20/24	HELD OPPONENT UNDER 150 YARDS NET PASSING	104, at Houston, 12/15/24
Louis Delmas (81) and Brent Grimes (22), at Jacksonville, 10/26/14	2+ INTERCEPTION RETURNS FOR TOUCHDOWNS BY TEAM IN SAME GAME	Stephon Gilmore (54) and Jamie Collins Sr. (69), vs. New England, 9/15/19



## THE LAST TIME IT HAPPENED

### THE LAST TIME (DEFENSE)

BY DOLPHINS		BY OPPONENT
5t, Zach Sieler, vs. Tennessee, 12/11/23	INTERCEPTION RETURN FOR A TD	31t, Ja'Marcus Ingram, vs. Buffalo, 9/12/24
3, Sam Madison, vs. Tennessee, 11/7/99	3+ INTERCEPTIONS	3, Nate Clements, at Buffalo, 10/20/02
2, Brandon Jones, vs. N.Y. Jets, 12/17/23	2+ INTERCEPTIONS	2, Ashtyn Davis, at N.Y. Jets, 1/5/25
7, at N.Y. Jets, 11/24/23	7+ SACKS BY TEAM	7, vs. Buffalo, 11/17/19
6, vs. N.Y. Jets, 12/17/23	6+ SACKS BY TEAM	6, at Seattle, 9/22/24
6, vs. N.Y. Jets, 12/17/23	5+ SACKS BY TEAM	5, at Green Bay, 11/28/24
4.0, Cameron Wake, at Tennessee, 10/18/15	4+ SACKS	Has never happened
3.0, Bradley Chubb, vs. N.Y. Jets, 12/17/23	3+ SACKS	3.0, Harold Landry, vs. Tennessee, 12/11/23
2.0, Zach Sieler, vs. N.Y. Jets, 12/8/24	2+ SACKS	2.0, Myles Garrett, at Cleveland, 12/29/24
16t, Xavien Howard, vs. Houston, 11/27/22	FUMBLE RECOVERED FOR TOUCHDOWN	63t, Christian Gonzalez, vs. New England, 11/24/24

### THE LAST TIME (SPECIAL TEAMS)

BY DOLPHINS		BY OPPONENT
101t, Jakeem Grant, vs. Buffalo, 11/17/19	KICKOFF RETURN FOR A TD	99t, Marvin Mims, vs. Denver, 9/24/23
94t, Mercury Morris, at New England, 12/5/71	KICKOFF RETURN FOR A TD ON OPENING KICKOFF	103t, Devin Duvernay, at Baltimore, 9/18/22
67, Malik Washington, at N.Y. Jets, 1/5/25	50+ YARD KICKOFF RETURN	78, Justice Hill, at Baltimore, 12/31/23
88t, Jakeem Grant, vs. L.A. Rams, 11/1/20	PUNT RETURN FOR A TD	96t, Deonte Harty, vs. Buffalo, 1/7/24
88t, Jakeem Grant, vs. L.A. Rams, 11/1/20	50+ YARD PUNT RETURN	96t, Deonte Harty, vs. Buffalo, 1/7/24
Andrew Van Ginkel, at Chicago, 11/6/22	BLOCKED PUNT RECOVERED FOR A TD	Chris Burkett, vs. N.Y. Jets, 9/29/91
Jaelan Phillips, at Chicago, 11/6/22	BLOCKED PUNT	Brenden Schooler, at New England, 10/6/24
Walt Aikens return of blocked PAT, vs. Arizona, 12/11/16	DEFENSIVE 2-POINT CONVERSION ON PAT	Has never happened
Jordan Phillips, vs. Arizona, 12/11/16	BLOCKED PAT	Donald Penn, vs. Tampa Bay, 11/15/09
Jason Sanders, at Houston, 12/15/24	MISSED (NOT BLOCKED) PAT	Tyler Bass at Buffalo, 11/3/24
Emmanuel Ogbah, vs. Buffalo, 9/25/22	BLOCKED FIELD GOAL	Denico Autry vs. Tennessee, 12/11/23
47t, Curtis Johnson, vs. Green Bay, 12/19/71	BLOCKED FIELD GOAL RETURNED FOR TD	62t, Kyle Arrington, vs. New England, 12/14/14
8, Jason Sanders, at N.Y. Jets, 12/8/19	6+ FIELD GOALS ATTEMPTED	6, Joshua Karty vs. L.A. Rams, 11/11/24
5, Jason Sanders, vs. San Francisco, 12/22/24	5+ FIELD GOALS ATTEMPTED	6, Joshua Karty vs. L.A. Rams, 11/11/24
5, Jason Sanders, vs. San Francisco, 12/22/24	4+ FIELD GOALS ATTEMPTED	4, Anders Carlson, vs. N.Y. Jets, 12/8/24
5, Jason Sanders, vs. San Francisco, 12/22/24	3+ FIELD GOALS ATTEMPTED	4, Anders Carlson, vs. N.Y. Jets, 12/8/24
7, Jason Sanders, at N.Y. Jets, 12/8/19	6+ FIELD GOALS MADE	Has never happened
5, Jason Sanders, vs. San Francisco, 12/22/24	5+ FIELD GOALS MADE	5, Joshua Karty vs. L.A. Rams, 11/11/24
5, Jason Sanders, vs. San Francisco, 12/22/24	4+ FIELD GOALS MADE	4, Anders Carlson, vs. N.Y. Jets, 12/8/24
5, Jason Sanders, vs. San Francisco, 12/22/24	3+ FIELD GOALS MADE	4, Anders Carlson, vs. N.Y. Jets, 12/8/24
vs. Buffalo, 11/17/19	SUCCESSFUL ONSIDE KICK	vs. Cincinnati, 12/22/19
at Green Bay, 11/28/24	FAILED ONSIDE KICK ATTEMPT	at L.A. Rams, 11/11/24



**GAME SUMMARIES**



# 2024 GAME RECAPS

WEEK 1

SEPT. 8, 2024 | MIAMI GARDENS, FLA.  
HARD ROCK STADIUM  
ATTENDANCE: 65,582 | TV: CBS

JACKSONVILLE 17	MIAMI 20
-----------------	----------

SCORING SUMMARY					
	1	2	3	4	F
Jacksonville	7	10	0	0	17
Miami	0	7	7	6	20

Kicker Jason Sanders nailed a 52-yard field goal as time expired to secure the Miami Dolphins a 20-17 win over the Jacksonville Jaguars in this year's season opener at Hard Rock Stadium.

The come-from-behind victory was ignited by a third quarter forced fumble by Jevón Holland, as he stripped Jaguars running back Travis Etienne Jr. just shy of the goal line. The ball was recovered by cornerback Kader Kohou in the end zone and Miami proceeded to score the game's last 13 points to earn the victory.

The turnover set the Dolphins up on their own 20-yard line with 2:19 remaining in the third quarter. On the first play of the drive, quarterback Tua Tagovailoa connected across the middle of the field with wide receiver Tyreek Hill, who outran a pair of Jaguars defenders on his way for the 80-yard score – the longest reception of Hill's career.

Miami tied the game with 4:26 left in the fourth quarter with a 37-yard field goal by Sanders after a 12-play, 73-yard drive. The defense forced another Jaguars' three-and-out, which set up Miami's offense at its own 35-yard line. The Dolphins then traveled 31 yards downfield on seven plays to set up the Sanders game-winning field goal.

Tagovailoa completed 23-of-37 passes for 338 yards and one touchdown, along with a lone carry for 11 yards, while Hill finished with seven receptions for 130 yards and one touchdown. Wide receiver Jaylen Waddle was Miami's second-leading wideout, as he recorded five catches for 109 yards, including a catch-and-run of 63 yards.

The Dolphins' leading rusher was running back Jeff Wilson Jr., who ran for 26 yards on his five fourth quarter carries. Running back De'Von Achane tallied a team-high 10 carries and ran for 24 yards and a score. Achane was most active as a pass catcher, as his seven receptions and 76 receiving yards were both career highs.

Miami's defense, playing its first game under Defensive Coordinator Anthony Weaver, held the Jaguars to 267 total yards and Lawrence to just 12 completions on 21 attempts for 162 yards and was sacked three times. Dolphins defensive tackle Calais Campbell sacked Lawrence on the first play of Jacksonville's opening possession, while linebackers Emmanuel Ogboh and Jaelan Phillips brought him down on consecutive plays in the third quarter.

## SCORING DRIVES

TEAM	QTR	TIME	PLAY (EXTRA POINT)	(DRIVE INFO)	JAX	MIA
Jaguars	1	4:31	T. Etienne 1 yd. run	(C. Little kick) (6-96, 3:18)	7	0
Jaguars	2	6:21	B. Thomas 14 yd. pass from T. Lawrence	(C. Little kick) (8-55, 5:31)	14	0
Dolphins	2	1:04	D. Achane 1 yd. run	(J. Sanders kick) (12-70, 5:17)	14	7
Jaguars	2	0:00	C. Little 53 yd. Field Goal	(6-43, 1:04)	17	7
Dolphins	3	2:08	T. Hill 80 yd. pass from T. Tagovailoa	(J. Sanders kick) (1-80, 0:11)	17	14
Dolphins	4	4:22	J. Sanders 37 yd. Field Goal	(12-73, 6:44)	17	17
Dolphins	4	0:00	J. Sanders 52 yd. Field Goal	(8-31, 2:09)	17	20

## GAME STATISTICS

### RUSHING (Att-Yds-TD):

Jacksonville: T. Bigsby 12-73, T. Etienne 12-44-1, T. Lawrence 1-8, D. Duvernay 1-3  
Miami: J. Wilson 5-26, D. Achane 10-24-1, T. Tagovailoa 1-11, R. Mostert 6-9, A. Ingold 2-8, J. Waddle 1-3

### PASSING (A-C-Y-TD-Int):

Jacksonville: T. Lawrence 21-12-162-1-0  
Miami: T. Tagovailoa 37-23-338-1-0

### RECEIVING (Rec-Yds-TD):

Jacksonville: B. Thomas 4-47-1, G. Davis 3-62, T. Etienne 2-15, C. Kirk 1-30, E. Ingram 1-5, P. Washington 1-3  
Miami: T. Hill 7-130-1, D. Achane 7-76, J. Waddle 5-109, R. Mostert 2-10, J. Smith 1-7, J. Hill 1-6

### SACKS (Sk-Yds):

Jacksonville: T. Walker 2-14, A. Armstead 1-5  
Miami: E. Ogboh 1-4, C. Campbell 1-13, J. Phillips 1-6

### INTERCEPTIONS (Int-Yds):

Jacksonville: None  
Miami: None

### FORCED FUMBLES:

Jacksonville: None  
Miami: J. Holland 1

### FUMBLE RECOVERIES (No-Yds):

Jacksonville: None  
Miami: K. Kohou 1

TEAM STATS	JAX	MIA
TOTAL FIRST DOWNS	17	18
By Rushing	7	5
By Passing	8	11
By Penalty	2	2
THIRD DOWN EFFICIENCY	2-10-20%	8-16-50%
FOURTH DOWN EFFICIENCY	0-1-0%	0-2-0%
TOTAL NET YARDS	267	400
Total Offensive Plays	50	65
Average gain per offensive play	5.3	6.2
NET YARDS RUSHING	128	81
Total Rushing Plays	26	25
Average gain per rushing play	4.9	3.2
NET YARDS PASSING	139	319
Sacks-Yards	3-23	3-19
Gross yards passing	162	338
ATTEMPTS-COMPLETIONS-INTS	21-12-0	37-23-0
Avg. gain per pass play	5.8	8.0
PUNTS NUMBER AND AVG.	6-51.8	4-49.5
Net Punting Average	49.7	48.8
TOTAL RETURN YARDAGE	3	13
No. and Yards Punt Returns	1-3	3-13
No. and Yards Kickoff Returns	2-44	0-0
No. and Yards Int. Returns	0-0	0-0
PENALTIES Number and Yards	8-71	9-103
FUMBLES Number and Lost	2-1	0-0
RED ZONE EFFICIENCY	2-3-67%	1-2-50%
GOAL TO GO EFFICIENCY	1-1-100%	1-1-100%
TIME OF POSSESSION	26:50	33:10



## 2024 GAME RECAPS

WEEK 2

SEPT. 12, 2024 | MIAMI GARDENS, FLA.  
HARD ROCK STADIUM  
ATTENDANCE: 65,601 | TV: PRIME VIDEO

BUFFALO 31	MIAMI 10
------------	----------

The Miami Dolphins dropped their first divisional matchup of the season, losing 31-10 to the Buffalo Bills on Thursday Night Football.

In the first possession of the game, Bills cornerback Ja'Marcus Ingram picked off quarterback Tua Tagovailoa on a pass intended for wide receiver Grant DuBose and returned the turnover to Miami's 37-yard line. The Bills engineered a six-play, 37-yard drive that ended on a 17-yard touchdown pass from quarterback Josh Allen to running back James Cook that gave the Bills an early 7-0 lead with 9:49 left in the first quarter.

Miami responded with a touchdown of its own to tie the game at seven apiece. A third-down pass from quarterback Tua Tagovailoa to wide receiver Jaylen Waddle set Miami up with the ball inside Buffalo's 10-yard line, and a second-and-goal, six-yard swing pass to running back De'Von Achane capped off the drive with 3:21 to go in the first.

The Bills' defense continued to respond. On a first-down pass intended for wide receiver Robbie Chosen, cornerback Christian Benford picked off Tagovailoa and returned the interception to the Dolphins' 44-yard line. Buffalo again capitalized off the error, scoring on a 43-yard field goal by kicker Tyler Bass to give the Bills a 10-7 lead.

Buffalo continued to extend its lead, adding two touchdowns in the second quarter. To close out the half and halt Buffalo's 17-point run, kicker Jason Sanders sent a 34-yard kick through the uprights to make it a two-score game, 24-10, at the break. The game-cementing play came with 9:27 left in the third quarter, as Ingram picked off Tagovailoa for a second time near the right sideline and returned the takeaway 31 yards to give the Bills a 31-10 advantage for the remainder of the game.

Tagovailoa completed 17-of-25 passes for 145 yards, a touchdown and three interceptions and ran the ball twice for 17 yards before leaving the game in the third quarter after he was ruled out with a concussion. Quarterback Skylar Thompson entered the game in place of Tagovailoa and completed 8-of-14 passes for 80 yards. Achane's performance was a silver lining for the Dolphins. He ran the ball a career-high 22 times for 96 yards and caught a game-high seven passes for 69 yards and a score. Tight end Jonnu Smith was another bright spot for Miami. He totaled six receptions for 53 yards in what was just his second game with the Dolphins. Running back Jaylen Wright, the 2024 fourth-round pick, also made his NFL debut, running the ball five times for four yards.

Despite the loss, Miami out-gained Buffalo 351-247 in total yards.

### GAME STATISTICS

#### RUSHING (Att-Yds-TD):

Buffalo: J. Cook 11-78-2, R. Davis 9-29, J. Allen 2-2, K. Shakir 1-2, Ty. Johnson 1- -1, M. Trubisky 2- -2  
Miami: D. Achane 22-96, T. Tagovailoa 2-17, T. Hill 1-12, J. Wright 5-4, J. Waddle 1-4, S. Thompson 1-4, A. Ingold 2-2.

#### PASSING (A-C-Y-TD-Int):

Buffalo: J. Allen 19-13-139-1-0  
Miami: T. Tagovailoa 25-17-145-1-3, S. Thompson 14-8-80-0-0

#### RECEIVING (Rec-Yds-TD):

Buffalo: K. Shakir 5-54-0, D. Kincaid 4-33-0, Ty. Johnson 1-33-0, J. Cook 1-17-1, C. Samuel 1-3-0, R. Davis 1- -1-0  
Miami: D. Achane 7-69-1, J. Smith 6-53-0, J. Waddle 4-41-0, T. Hill 3-24-0, J. Wilson 2-12-0, G. Dubose 1-13-0, D. Smythe 1-8-0, R. Chosen 1-5-0

#### SACKS (Sk-Yds):

Buffalo: V. Miller 1-7, E. Oliver 1-6  
Miami: None

#### INTERCEPTIONS (Int-Yds):

Buffalo: J. Ingram 2-56, C. Benford 1-6  
Miami: None

#### FORCED FUMBLES:

Buffalo: None  
Miami: None

#### FUMBLE RECOVERIES (No-Yds):

Buffalo: None  
Miami: None

#### TEAM STATS

	BUF	MIAMI
TOTAL FIRST DOWNS	13	20
By Rushing	7	8
By Passing	5	12
By Penalty	1	0
THIRD DOWN EFFICIENCY	3-9-33.3%	7-15-46.7%
FOURTH DOWN EFFICIENCY	1-1-100%	1-5-20.0%
TOTAL NET YARDS	247	351
Total Offensive Plays	45	75
Average gain per offensive play	5.5	4.7
NET YARDS RUSHING	108	139
Total Rushing Plays	26	34
Average gain per rushing play	4.2	4.1
NET YARDS PASSING	139	212
Sacks-Yards	0-0	2-13
Gross yards passing	139	225
ATTEMPTS-COMPLETIONS-INTS	19-13-0	39-25-3
Avg. gain per pass play	7.3	5.2
PUNTS NUMBER AND AVG.	3-49.7	1-48.0
Net Punting Average	43.0	48.0
TOTAL RETURN YARDAGE	62	0
No. and Yards Punt Returns	0-0	0-0
No. and Yards Kickoff Returns	1-25	0-0
No. and Yards Int. Returns	3-62	0-0
PENALTIES Number and Yards	1-5	7-50
FUMBLES Number and Lost	1-0	0-0
RED ZONE EFFICIENCY	2-2-100%	1-4-25%
GOAL TO GO EFFICIENCY	1-1-100%	1-2-50%
TIME OF POSSESSION	23:41	36:19

### SCORING SUMMARY

	1	2	3	4	F
Buffalo	7	17	7	0	31
Miami	7	3	0	0	10

### SCORING DRIVES

TEAM	QTR	TIME	PLAY (EXTRA POINT) (DRIVE INFO)	BUF	MIAMI
Bills	1	9:49	J.Cook 17 yd. pass from J. Allen (T.Bass kick) (6-37, 2:27)	7	0
Dolphins	1	3:21	D.Achane 5 yd. pass from T.Tagovailoa (J.Sanders kick) (10-70, 6:28)	7	7
Bills	2	12:41	T.Bass 43 yd. Field Goal (7-19, 3:00)	10	7
Bills	2	6:25	J.Cook 1 yd. run (T.Bass kick) (8-85, 4:29)	17	7
Bills	2	3:36	J.Cook 49 yd. run (T.Bass kick) (1-49, 0:09)	24	7
Dolphins	2	0:04	J.Sanders 34 yd. Field Goal (13-54, 3:32)	24	10
Bills	3	9:27	J.Ingram 31 yd. interception return (T.Bass kick)	31	10



# 2024 GAME RECAPS

WEEK 3

SEPT. 22, 2024 | SEATTLE, WASH.  
LUMEN FIELD  
ATTENDANCE: 68,658 | TV: CBS

MIAMI 3	SEATTLE 24
---------	------------

The Miami Dolphins forced two turnovers and recorded three sacks, but the strong defensive effort was not enough to overcome the Seattle Seahawks in a 24-3 loss on Sunday afternoon at Lumen Field.

Quarterback Skylar Thompson, in his first regular season start since Week 18 of the 2022 season, completed 13-of-19 passes for 107 yards. He left the game in the third quarter and was later ruled out with a chest injury. Quarterback Tim Boyle, making his first appearance with the Dolphins, replaced Thompson and finished 7-of-13 for 79 yards.

Seattle scored on the first drive of the game after quarterback Geno Smith connected with wide receiver Tyler Lockett for a gain of 18 yards to set the Seahawks up in Dolphins territory. Kicker Jason Myers then nailed a 56-yard field goal to give Seattle a 3-0 lead with 10:49 left in the first quarter. After a missed 57-yard field goal by Dolphins kicker Jason Sanders, the Seahawks utilized a blend of their rushing and passing attacks to quickly drive down the field. A four-yard touchdown run by running back Zach Charbonnet put the Dolphins in an early 10-point deficit.

Following a 51-yard punt by Jake Bailey, Miami's defense came up with a key turnover. On third-and-15 from Seattle's five-yard line, Smith – while being pressured by Miami's pass rush – was picked off by cornerback Kader Kohou on a pass that was intended for and tipped into the air by Charbonnet. Starting the following offensive drive on Seattle's six-yard line, the Dolphins were unable to fully capitalize on the field position, settling for a 23-yard field goal. Seattle extended its lead to 17-3 on the last play of the first quarter, as Smith connected with Metcalf downfield for a 71-yard touchdown – the only play of the explosive scoring drive.

The Dolphins recorded their second takeaway of the game with 0:46 left in the third quarter after defensive tackle Zach Sieler intercepted a pass that was tipped by defensive tackle Calais Campbell. Taking over at their own 48-yard line, Boyle led the Dolphins on an 11-play, 50-yard drive to Seattle's two-yard line but came away without points after an incomplete fourth-down pass that was intended for running back De'Von Achane. Both teams were scoreless until the 4:55 mark of the fourth quarter, when Charbonnet crossed the pylon for a second time on a 10-yard run, sealing Seattle's victory.

Achane was the leader of the Dolphins' ground game with 30 yards on 11 carries. Rookie running back Jaylen Wright had his most productive day as a pro, rushing for 17 yards on his two attempts. Wide receiver Tyreek Hill led Miami's pass-catchers with 40 yards on three catches. Wideout Jaylen Waddle posted a team-high four receptions for 26 yards, and receiver Dee Eskridge caught one pass for 30 yards – Miami's longest play from scrimmage – in his Dolphins debut. Eskridge played three seasons for the Seahawks from 2021–23. Safety Jordan Poyer and former Seattle linebacker Jordyn Brooks paved the way for Miami's defense with a team-high nine tackles, while cornerback Jalen Ramsey led all players with a game-high two tackles for loss. Defensive tackle Da'Shawn Hand recorded his first sack as a Dolphin on the first drive of the game, while Sieler and Campbell each added a sack of their own in the second and third quarter, respectively.

## GAME STATISTICS

### RUSHING (Att-Yds-TD):

Miami: D. Achane 11-30, J. Wright 2-17, J. Wilson Jr. 3-14, T. Boyle 1-6, A. Ingold 1- -2  
Seattle: Z. Charbonnet 18-91-2, K. McIntosh 3-11, G. Smith 2- -2

### PASSING (A-C-Y-TD-Int):

Miami: S. Thompson 19-13-107-0-0, T. Boyle 13-7-79-0-0  
Seattle: G. Smith 34-26-289-1-2

### RECEIVING (Rec-Yds-TD):

Miami: J. Waddle 4-26, T. Hill 3-40, D. Achane 3-28, A. Ingold 3-16, J. Hill 2-24, J. Smith 2-18, D. Eskridge 1-30, D. Smythe 1-3, T. Conner 1-1  
Seattle: N. Fant 6-60, D. Lockett 5-46, D. Metcalf 4-104-1, J. Smith-Njigbo 3-39, Z. Charbonnet 3-16, A. Barber 3-13, P. Brown 1-9, L. Shenault 1-2

### SACKS (Sk-Yds):

Miami: C. Campbell 1-7, D. Hand 1-5, Z. Sieler 1-7  
Seattle: D. Hall 2-8, Ja. Reed 1-9, B. Mafe 1-8, D. Jones 1-14, T. Dodson 1-7

### INTERCEPTIONS (Int-Yds):

Miami: K. Kohou 1-2, Z. Sieler 1-0  
Seattle: None

### FORCED FUMBLES:

Miami: None  
Seattle: D. Hall 1, D. Jones 1

### FUMBLE RECOVERIES (No-Yds):

Miami: None  
Seattle: None

SCORING SUMMARY					
	1	2	3	4	F
Miami	3	0	0	0	3
Seattle	17	0	0	7	24

SCORING DRIVES					
TEAM	QTR	TIME	PLAY (EXTRA POINT) (DRIVE INFO)	MIA	SEA
Seahawks	1	10:49	J. Myers 56 yd. field goal (7-28, 4:11)	0	3
Seahawks	1	6:44	Z. Charbonnet 4 yd. run (J. Myers kick) (5-53, 1:53)	0	10
Dolphins	1	0:11	J. Sanders 23 yd. field goal (4-2, 2:10)	3	10
Seahawks	1	0:00	D. Metcalf 71 yd. pass from G. Smith (J. Myers kick) (1-71, 0:11)	3	17
Seahawks	4	4:55	Z. Charbonnet 10 yd. run (J. Myers kick) (11-98, 5:27)	3	24

TEAM STATS	MIA	SEA
TOTAL FIRST DOWNS	13	21
By Rushing	2	7
By Passing	8	13
By Penalty	3	1
THIRD DOWN EFFICIENCY	1-12-8-3%	3-11-27-73%
FOURTH DOWN EFFICIENCY	0-3-0-0%	0-0-0-0%
TOTAL NET YARDS	205	370
Total Offensive Plays	56	60
Average gain per offensive play	3.7	6.2
NET YARDS RUSHING	65	100
Total Rushing Plays	18	23
Average gain per rushing play	3.6	4.3
NET YARDS PASSING	140	270
Sacks-Yards	6-46	3-19
Gross yards passing	186	289
ATTEMPTS-COMPLETIONS-INTS	32-20-0	34-26-2
Avg. gain per pass play	3.7	7.3
PUNTS NUMBER AND AVG.	6-46.2	4-48.8
Net Punting Average	39.7	32.8
TOTAL RETURN YARDAGE	46	19
No. and Yards Punt Returns	1-44	2-19
No. and Yards Kickoff Returns	3-91	2-58
No. and Yards Int. Returns	2-2	0-0
PENALTIES Number and Yards	11-85	11-92
FUMBLES Number and Lost	3-0	1-0
RED ZONE EFFICIENCY	0-2-0-0%	2-2-100%
GOAL TO GO EFFICIENCY	0-0-0-0%	1-1-100%
TIME OF POSSESSION	28:32	31:28



## 2024 GAME RECAPS

WEEK 4

SEPT. 30, 2024 | MIAMI GARDENS, FLA.  
HARD ROCK STADIUM  
ATTENDANCE: 65,291 | TV: ESPN

TENNESSEE 31

MIAMI 12

### SCORING SUMMARY

	1	2	3	4	F
Tennessee	0	9	10	12	31
Miami	0	3	3	6	12

What started out as a closely contested game got away from the Miami Dolphins in the second half, as they fell 31-12 to the Tennessee Titans on Monday night at Hard Rock Stadium. Starting in his first game with the Dolphins after being signed off the Baltimore Ravens' practice squad on Sept. 17, quarterback Tyler Huntley completed 14-of-22 passes for 96 yards and ran for a team-high 40 yards and a touchdown on eight carries.

Linebacker Emmanuel Ogbah spearheaded a strong defensive start for Miami with a turnover. Ogbah picked off quarterback Will Levis on a pass intended for wide receiver DeAndre Hopkins. This was Ogbah's second career interception – his first being in Week 3 of the 2023 season.

Levis suffered a shoulder injury reaching for the marker on third-and-4 and was questionable to return. Quarterback Mason Rudolph entered the game on the next series and played the remainder of the game for Tennessee. Tennessee scored first, as Rudolph guided the Titans 21 yards downfield to set up a 53-yard field goal by Nick Folk. Folk connected again on a 52-yard field goal giving the Titans a 6-0 lead.

A 12-yard scramble by Huntley put the Dolphins in field goal range and a pair of passes to running back De'Von Achane and Waddle led to a 44-yard field goal by kicker Jason Sanders. Rudolph connected on a 29-yard pass to wide receiver Tyler Boyd, setting up a 47-yard field goal by Folk to give Tennessee a 9-3 lead heading into halftime.

The second half started positively for the Dolphins. A batted down pass by linebacker Jaelan Phillips on third down led to an electric 27-yard punt return by wide receiver Braxton Berrios that started off Miami's offense on the Tennessee 48-yard line. A 56-yard field goal by Sanders, one yard shy of his career long, brought the Dolphins within three with 9:02 left in the third quarter. Miami's momentum was short-lived, as the Titans responded with a five play, 70-yard touchdown drive that was capped off by a seven-yard run by running back Tjaye Spears.

Field goals of 51 and 29 yards by Folk extended Tennessee's lead to 22-6. Miami answered on the following offensive series with a one-yard Huntley touchdown run. An intercepted two-point conversion attempt left the Dolphins trailing by two possessions with less than four minutes remaining in the game. After a failed onside kick attempt, Miami's defense forced Tennessee to punt with 2:42 remaining. Starting the drive on their own eight-yard line, Huntley was flagged for intentional grounding while in the end zone, adding an extra two points to the Titans' lead.

Tennessee scored a touchdown on a four-yard outside run by Pollard, who led all players with a game-high 88 yards on 22 carries.

### SCORING DRIVES

TEAM	QTR	TIME	PLAY (EXTRA POINT) (DRIVE INFO)	TEN	MIA
Titans	2	14:16	N. Folk 54 yd. Field Goal (9-21, 4:58)	3	0
Titans	2	8:20	N. Folk 52 yd. Field Goal (8-19, 4:01)	6	0
Dolphins	2	4:13	J. Sanders 44 yd. Field Goal (10-44, 4:07)	6	3
Titans	2	0:00	N. Folk 47 yd. Field Goal (3-27, 0:16)	9	3
Dolphins	3	9:02	J. Sanders 56 yd. Field Goal (5-10, 2:38)	9	6
Titans	3	6:00	T. Spears 7 yd. run (N. Folk kick) (5-70, 3:02)	16	6
Titans	3	0:36	N. Folk 51 yd. Field Goal (6-11, 3:44)	19	6
Titans	4	10:45	N. Folk 29 yd. Field Goal (8-27, 3:23)	22	6
Dolphins	4	3:36	T. Huntley 1 yd. run (pass failed) (11-70, 7:09)	22	12
Titans	4	2:27	Penalty on T. Huntley enforced in end zone for a Safety	24	12
T. Pollard	4	0:24	T. Pollard 4 yd. run (N. Folk kick) (4-10, 2:03)	31	12

### GAME STATISTICS

#### RUSHING (Att-Yds-TD):

Tennessee: T. Pollard 22-88-1, T. Spears 15-39-1, C. Ridley 1-10, W. Levis 1-5.  
Miami: T. Huntley 8-40-1, J. Wright 9-32, T. Hill 3-19, D. Achane 10-15.

#### PASSING (A-C-Y-TD-Int):

Tennessee: M. Rudolph 17-9-85-0-0, W. Levis 4-3-25-0-1.  
Miami: T. Huntley 22-14-96-0-0.

#### RECEIVING (Rec-Yds-TD):

Tennessee: D. Hopkins 2-31, T. Boyd 2-31, T. Pollard 2-20, T. Spears 2-0, T. Burks 1-13, C. Okonkwo 1-5, C. Ridley 1-5, J. Whyte 1-5.  
Miami: J. Waddle 4-36, T. Hill 4-23, D. Achane 3-14, T. Conner 2-15, M. Washington 1-8.

#### SACKS (Sk-Yds):

Tennessee: H. Landry 1.0-8, S. Joseph-Day 1.0-10.  
Miami: J. Brooks 1.0-8.

#### INTERCEPTIONS (Int-Yds):

Tennessee: None  
Miami: E. Ogbah 1-0.

#### FORCED FUMBLES:

Tennessee: None  
Miami: None

#### FUMBLE RECOVERIES (No-Yds):

Tennessee: A. Key 1.  
Miami: None

TEAM STATS	TEN	MIA
TOTAL FIRST DOWNS	16	13
By Rushing	8	6
By Passing	5	4
By Penalty	3	3
THIRD DOWN EFFICIENCY	2-12-16.7%	2-12-16.7%
FOURTH DOWN EFFICIENCY	1-1-100.0%	1-3-33.3%
TOTAL NET YARDS	244	184
Total Offensive Plays	62	54
Average gain per offensive play	3.9	3.4
NET YARDS RUSHING	142	106
Total Rushing Plays	40	30
Average gain per rushing play	3.6	3.5
NET YARDS PASSING	102	78
Sacks-Yards	1-8	2-18
Gross yards passing	110	96
ATTEMPTS-COMPLETIONS-INTS	21-12-1	22-14-0
Avg. gain per pass play	4.6	3.3
PUNTS NUMBER AND AVG.	5-41.8	4-47.6
Net Punting Average	32.4	39.6
TOTAL RETURN YARDAGE	40	27
No. and Yards Punt Returns	3-40	1-27
No. and Yards Kickoff Returns	1-21	0-0
No. and Yards Int. Returns	0-0	1-0
PENALTIES Number and Yards	8-69	10-98
FUMBLES Number and Lost	0-0	1-1
RED ZONE EFFICIENCY	2-3-67%	1-1-100%
GOAL TO GO EFFICIENCY	2-3-67%	1-1-100%
TIME OF POSSESSION	34:52	25:08



# 2024 GAME RECAPS

WEEK 5

OCT. 6, 2024 | FOXBOROUGH, MASS.  
GILLETTE STADIUM  
ATTENDANCE: 64,628 | TV: FOX

MIAMI 15	NEW ENGLAND 10
----------	----------------

Led by the running back duo of rookie Jaylen Wright and Raheem Mostert, the Miami Dolphins rushed for 193 yards in their 15-10 win over the New England Patriots on Sunday afternoon at Gillette Stadium.

Wright had his most productive day as a pro, rushing for a career-high 86 yards on 13 carries (6.6 avg.). Mostert also played a pivotal role in pacing Miami's rushing attack, tallying 19 carries for 80 yards (4.2 avg.). The Dolphins' front seven wreaked havoc on the Patriots' offensive line with a total of nine quarterback hits. DT Zach Sieler led the charge, totaling three quarterback hits and a sack, while DT Calais Campbell recorded two. LB Emmanuel Ogbah also made plays in New England's backfield, posting four tackles and a sack. QB Tyler Huntley, making his second start with the Dolphins, completed 18 of 31 passes for 194 yards and an interception. He also ran for seven yards on three carries.

Huntley led Miami to points on the opening possession of the game. An 18-yard pass to WR Tyreek Hill and a pair of completions to TE Jonnu Smith were key to the eight play, 38-yard drive that led to a 54-yard field goal by K Jason Sanders.

Sacks by Ogbah and Sieler forced a Patriots three-and-out, but an interception by CB Christian Gonzalez set New England up in Miami territory. Four plays later, RB Rhamondre Stevenson ran for a 33-yard touchdown run that gave the Patriots a 7-3 lead. Miami's next possession resulted in a 41-yard missed field goal, but the Dolphins defense forced a three-and-out, making New England punt with 12:54 remaining in the second quarter.

After a blocked punt, New England took over at the Miami 23-yard line. Miami's defense forced Patriots K Joey Slye to attempt a 33-yard field goal, which he missed wide right. With less than a minute in the half, WR Braxton Berrios returned a punt 12 yards to the New England 44-yard line. A completion to Smith put the Dolphins just outside of the red zone but a fumbled snap on a 51-yard field goal attempt left Miami trailing 7-3 at halftime.

Both teams traded field goals on their opening drives of the second half. Miami's eight play scoring drive contained a pair of Patriots penalties and a 12-yard run by Wright, which was capped by a 32-yard Sanders field goal. Following another New England three-and-out, the Dolphins continued chipping away at the Patriots' lead, as Sanders knocked through a 47-yard field goal to bring Miami to within one point.

The Dolphins retook the lead late in the fourth quarter as their ground game paved the way for a 15 play, 80-yard touchdown drive that took up 7:36 of game time. Fullback Alec Ingold had what would become the game-sealing score on a three-yard run up the middle. New England had two more opportunities to answer but came up short in Dolphins territory on both instances, one resulting in a fourth-down stop and the other as time expired.

Hill led all players with 69 receiving yards on six receptions. Smith totaled 62 yards on five catches, and WR Jaylen Waddle caught four passes for 46 yards. S Marcus Maye posted a season-high nine tackles and a pass deflection, while LB Jordyn Brooks totaled seven tackles.

## GAME STATISTICS

### RUSHING (Att-Yds-TD):

Miami: J. Wright 13-86-0, R. Mostert 19-80-0, D. Achane 3-18-0, T. Huntley 3-7-0, A. Ingold 1-3-1, J. Bailey 1-0-0, J. Smith 1-(-1)-0.  
New England: R. Stevenson 12-89-1, A. Gibson 6-52-0, J. Brissett 1-10-0.

### PASSING (A-C-Y-TD-Int):

Miami: T. Huntley 31-18-194-0-1.  
New England: J. Brissett 34-18-160-0-0.

### RECEIVING (Rec-Yds-TD):

Miami: T. Hill 6-69-0, J. Smith 5-62-0, J. Waddle 4-46-0, R. Mostert 2-18-0, D. Achane 1-(-1)-0.  
New England: D. Douglas 6-59-0, R. Stevenson 4-3-0, K. Boutte 2-34-0, H. Henry 2-32-0, J. Polk 1-13-0, A. Hooper 1-9-0, K. Bourne 1-6-0, A. Gibson 1-4-0.

### SACKS (Sk-Yds):

Miami: E. Ogbah 1-0-3, Z. Sieler 1-0-9.  
New England: J. Roy 1-0-5, J. Uche 1-0-3, D. Ekuale 0-5-3.5, A. Jennings 0-5-3.5.

### INTERCEPTIONS (Int-Yds):

Miami: None  
New England: C. Gonzalez 1-2.

### FORCED FUMBLES:

Miami: None  
New England: M. Mapu 1.

### FUMBLE RECOVERIES (No-Yds):

Miami: None  
New England: I. Bolden 1.

SCORING SUMMARY					
	1	2	3	4	F
Miami	3	0	6	6	15
New England	7	0	3	0	10

SCORING DRIVES					
TEAM	QTR	TIME	PLAY (EXTRA POINT) (DRIVE INFO)	MIA	NE
Dolphins	1	10:39	J. Sanders 54 yd. Field Goal (8-38, 4:21)	3	0
Patriots	1	3:55	R. Stevenson 33 yd. run (J. Slye kick) (4-43, 2:16)	3	7
Patriots	3	11:01	J. Slye 38 yd. Field Goal (10-50, 3:59)	3	10
Dolphins	3	7:47	J. Sanders 32 yd. Field Goal (8-56, 3:14)	6	10
Dolphins	3	0:30	J. Sanders 47 yd. Field Goal (9-57, 5:15)	9	10
Dolphins	4	4:24	A. Ingold 3 yd. run (pass failed) (15-80, 7:36)	15	10

TEAM STATS	MIA	NE
TOTAL FIRST DOWNS	24	15
By Rushing	10	5
By Passing	10	8
By Penalty	4	2
THIRD DOWN EFFICIENCY	2-11-18.2%	4-13-30.8%
FOURTH DOWN EFFICIENCY	0-1-0.0%	0-1-0.0%
TOTAL NET YARDS	372	299
Total Offensive Plays	75	55
Average gain per offensive play	5.0	5.4
NET YARDS RUSHING	193	151
Total Rushing Plays	41	19
Average gain per rushing play	4.7	7.9
NET YARDS PASSING	179	148
Sacks-Yards	3-15	2-12
Gross yards passing	194	160
ATTEMPTS-COMPLETIONS-INTS	31-18-1	34-18-0
Avg. gain per pass play	5.3	4.1
PUNTS NUMBER AND AVG.	3-29.3	6-51.7
Net Punting Average	24.3	39.7
TOTAL RETURN YARDAGE	12	17
No. and Yards Punt Returns	1-12	1-15
No. and Yards Kickoff Returns	1-19	1-24
No. and Yards Int. Returns	0-0	1-2
PENALTIES Number and Yards	6-54	12-105
FUMBLES Number and Lost	3-1	0-0
RED ZONE EFFICIENCY	1-2-50.0%	0-2-0.0%
GOAL TO GO EFFICIENCY	1-1-100.0%	0-0-0.0%
TIME OF POSSESSION	34:20	25:40



# 2024 GAME RECAPS

WEEK 7

OCT. 20, 2024 | INDIANAPOLIS, IND.  
LUCAS OIL STADIUM  
ATTENDANCE: 66,299 | TV: FOX

MIAMI 10	INDIANAPOLIS 16
----------	-----------------

Despite a strong first half performance, the Miami Dolphins fell to the Indianapolis Colts 16-10 on Sunday afternoon at Lucas Oil Stadium.

Trailing by six with under two minutes left to play, Miami began a promising final drive as passes to TE Jonnu Smith and WRs Tyreek Hill and Malik Washington crossed into Indianapolis territory. A four-yard, third-down scramble by QB Tim Boyle brought Miami to Indianapolis' 41-yard line, but the Dolphins were not able to move the sticks any further.

Boyle entered the game in the third quarter for starting QB Tyler Huntley, who was ruled out with a right shoulder injury. Huntley completed 7-of-13 passes for 87 yards and a touchdown and recorded five carries for 20 yards (4.0 avg.), while Boyle completed 8-of-13 passes for 74 yards. The Dolphins' defense was able to contain QB Anthony Richardson, who completed just 10-of-24 passes for 129 yards and 14 carries for 56 yards.

Miami's offense was effective in both the run and pass game, as TE Jonnu Smith caught seven passes for a game-high 96 yards (13.7 avg.) and a touchdown, while RB DeVon Achane recorded 15 carries for a game-high 77 yards (5.1 avg.). RB Raheem Mostert had 11 carries for 50 yards (4.5 avg.), while rookie RB Jaylen Wright totaled five carries for 33 yards (6.6 avg.).

Miami utilized the ground game to set up its aerial attack on the first scoring possession of the game. Six straight runs set up an 18-yard reception by Smith to put Miami in the red zone. Huntley and Smith connected once more with a nine-yard touchdown to finish off the 11-play, 58-yard scoring drive with 5:56 remaining in the first quarter.

The Colts made a valiant effort in responding on their next offensive possession. On the shoulders of its run game, Richardson led Indianapolis 72 yards downfield before a mishandled snap was recovered by DT Zach Sieler. Both Miami and Indianapolis punted the ball away twice before the Dolphins' last offensive possession of the half, which resulted in a 33-yard field goal by K Jason Sanders. Indianapolis answered with a score of its own, as K Matt Gay nailed a 52-yard field goal as time expired, giving Miami a 10-3 lead at halftime.

Indianapolis was first on the board in the second half after a Mostert fumble was recovered by LB Segun Olubi, which led to a seven-yard touchdown run by RB Tyler Goodson to tie the game at 10 a piece with 9:08 remaining in the third quarter. Miami had a promising drive late in the third quarter, but a fumble by FB Alec Ingold gave Indianapolis possession at their own 14-yard line. Miami and Indianapolis both traded punts to close out the third quarter.

The Colts orchestrated a 12-play, 69-yard scoring drive that took over six minutes off the clock to start the fourth quarter. Miami's defense prevented Indianapolis from crossing the pylon, but the Colts still took their first lead of the afternoon after Gay's 22-yard field goal.

The Dolphins had a chance to tie the game on their next drive, but Sanders 54-yard field goal attempt bounced off the left upright with 5:19 remaining in the game. Indianapolis added a 38-yard field goal on the following drive to extend their lead to 16-10.

## GAME STATISTICS

### RUSHING (Att-Yds-TD):

Miami: D. Achane 15-77-0, R. Mostert 11-50-0, J. Wright 5-33-0, T. Huntley 5-20-0, T. Hill 1-5-0, T. Boyle 1-4-0, A. Ingold 2-(-1)-0  
Indianapolis: A. Richardson 14-56-0, T. Goodson 14-51-0, T. Sermon 8-36-0, A. Dulin 1-12-0.

### PASSING (A-C-Y-TD-I):

Miami: T. Huntley 7-13-87-1-0, T. Boyle 8-13-74-0-0.  
Indianapolis: A. Richardson 10-24-129-0-0.

### RECEIVING (Rec-Yds-TD):

Miami: J. Smith 7-96-1, M. Washington 2-9-0, D. Achane 2-8-0, A. Ingold 1-25-0, J. Waddle 1-11-0, T. Hill 1-8-0, J. Hill 1-4-0.  
Indianapolis: M. Pittman Jr. 3-63-0, A. Mitchell 2-30-0, A. Pierce 2-15-0, T. Sermon 1-13-0, W. Mallory 1-5-0, J. Downs 1-3-0.

### SACKS (Sk-Yds):

Miami: None.  
Indianapolis: J. Carlies 1.0-8, L. Latu 1.0-4.

### INTERCEPTIONS (Int-Yds):

Miami: None  
Indianapolis: None.

### FORCED FUMBLES:

Miami: None  
Indianapolis: Z. Franklin 1, S. Olubi 1.

### FUMBLE RECOVERIES (No-Yds):

Miami: Z. Sieler 1-0.  
Indianapolis: S. Olubi 1-18, T. Bryan 1-0.

## SCORING SUMMARY

	1	2	3	4	F
Miami	7	3	0	0	10
Indianapolis	0	3	7	6	16

## SCORING DRIVES

TEAM	QTR	TIME	PLAY (EXTRA POINT) (DRIVE INFO)	MIA	IND
Dolphins	1	5:56	J. Smith 10 yd. pass from T. Huntley (J. Sanders kick) (11-58, 5:51)	7	0
Dolphins	2	0:22	J. Sanders 33 yd. Field Goal (9-65, 2:30)	10	0
Colts	2	0:00	M. Gay 52 yd. Field Goal (4-36, 0:22)	10	3
Colts	3	9:08	T. Goodson 7 yd. run (M. Gay kick) (4-28, 2:25)	10	10
Colts	4	8:41	M. Gay 22 yd. Field Goal (12-69, 6:37)	10	13
Colts	4	1:51	M. Gay 38 yd. Field Goal (9-36, 3:23)	10	16

### TEAM STATS

	MIA	IND
TOTAL FIRST DOWNS	18	16
By Rushing	9	10
By Passing	8	6
By Penalty	1	0
THIRD DOWN EFFICIENCY	6-15-40.0%	4-13-30.8%
FOURTH DOWN EFFICIENCY	0-1-0.0%	0-0-0.0%
TOTAL NET YARDS	337	284
Total Offensive Plays	68	61
Average gain per offensive play	5.0	4.7
NET YARDS RUSHING	188	155
Total Rushing Plays	40	37
Average gain per rushing play	4.7	4.2
NET YARDS PASSING	149	129
Sacks-Yards	2-12	0-0
Gross yards passing	161	129
ATTEMPTS-COMPLETIONS-INTS	15-26-0	10-24-0
Avg. gain per pass play	5.3	5.4
PUNTS NUMBER AND AVG.	6-47.7	7-48.1
Net Punting Average	45.5	42.7
TOTAL RETURN YARDAGE	44	33
No. and Yards Punt Returns	2-18	2-13
No. and Yards Kickoff Returns	1-26	1-20
No. and Yards Int. Returns	0-0	0-0
PENALTIES Number and Yards	6-50	4-25
FUMBLES Number and Lost	2-2	1-1
RED ZONE EFFICIENCY	1-3-33.3%	1-3-33.3%
GOAL TO GO EFFICIENCY	1-1-100.0%	1-3-33.3%
TIME OF POSSESSION	31:11	28:49



# 2024 GAME RECAPS

WEEK 8

OCT. 27, 2024 | MIAMI GARDENS, FLA.  
 HARD ROCK STADIUM  
 ATTENDANCE: 65,629 | TV: FOX

ARIZONA 28	MIAMI 27
------------	----------

SCORING SUMMARY					
	1	2	3	4	F
Arizona	0	7	11	10	28
Miami	10	3	7	7	27

QB Tua Tagovailoa led a strong game for the Dolphins' offense, but it wasn't enough as the Arizona Cardinals handed the Dolphins a 27-28 loss on Sunday afternoon at Hard Rock Stadium.

Tagovailoa completed 28-of-38 passes for 234 yards and a touchdown, adding 13 yards on three carries. The Dolphins also had success running the football, totaling 150 yards on 25 carries (6.0 avg.). RB De'Von Achane rushed for a season-high 97 yards on 10 carries (9.7 avg.), and adding another 50 yards and a TD through the air. RB Raheem Mostert found the end zone twice on the day and added 19 yards on nine carries (2.1 avg.).

Miami's offense started hot out of the gate, going 10 plays for 64 yards to find paydirt in the opening stanza. Mostert scored on the a one-yard run, giving Miami a 7-0 lead with 10:15 remaining in the first quarter. The Dolphins swiftly shutdown Arizona's opening drive, as CB Jalen Ramsey and DT Calais Campbell batted down a pair of passes by QB Kyler Murray.

Tagovailoa led Miami on another scoring drive in their next offensive possession, capped off by a 53-yard field goal from K Jason Sanders. Arizona responded on their next drive. The Cardinals traveled 70 yards downfield on nine plays to pull within three, cutting the Dolphins lead to 10-7 with 11:28 remaining in the second quarter.

Late in the second quarter, Tagovailoa found Hill for a gain of 30 yards to put the Dolphins in Arizona territory. Sanders knocked down a 25-yard field goal to give the Dolphins a 13-7 lead at halftime.

The Cardinals opened the second half with a career-long 57-yard field goal by K Chad Ryland to narrow the score to 13-10. Miami responded with Achane going for a season-long 47-yard run. He then hauled in a 12-yard touchdown pass from Tagovailoa to stretch Miami's lead to 20-10.

Following a safety for Arizona, Murray was effective, completing 4-of-6 passes for 55 yards and a touchdown to Harrison. RB James Conner was stuffed on two-point conversion, which maintained a narrow two-point advantage for the Dolphins at 20-18 with 2:08 to play in the third quarter. Tagovailoa and Waddle commanded Miami's next scoring drive. The former Alabama standouts set up a second Mostert touchdown.

The Cardinals were not deterred, however. In the final nine minutes of the game, Murray led the Arizona offense on consecutive scoring drives, and the Dolphins offense was unable to find the end zone again. Conner score on a two-yard scamper with 8:47 left in the fourth quarter to narrow the score to 27-25. After a Miami punt, Arizona embarked on their game-winning scoring drive, which took up the final 5:01 of the game and ended with a 34-yard go-ahead field goal by Ryland as time expired.

## GAME STATISTICS

<b>RUSHING (Att-Yds-TD):</b>	
Arizona: J. Conner 10-53-1, K. Murray 5-19-0, T. Benson 1-10-0.	
Miami: D. Achane 10-97-0, R. Mostert 9-19-2, J. Wright 2-18-0, T. Tagovailoa 3-13-0, A. Ingold 1-3-0.	
<b>PASSING (A-C-Y-TD-I):</b>	
Arizona: K. Murray 36-26-307-2-0.	
Miami: T. Tagovailoa 38-28-234-1-0.	
<b>RECEIVING (Rec-Yds-TD):</b>	
Arizona: T. McBride 9-124-0, M. Harrison Jr. 6-111-1, M. Wilson 5-31-1, J. Conner 2-16-0, E. Higgins 2-13-0, G. Dortch 1-9-0, Z. Jones 1-3-0.	
Miami: T. Hill 6-72-0, D. Achane 6-50-1, J. Waddle 4-45-0, J. Smith 4-20-0, A. Ingold 3-19-0, J. Hill 3-11-0, R. Mostert 1-11-0, D. Eskridge 1-6-0.	
<b>SACKS (Sk-Yds):</b>	
Arizona: D. Stills 1.0-7.	
Miami: None.	
<b>INTERCEPTIONS (Int-Yds):</b>	
Arizona: None	
Miami: None.	
<b>FORCED FUMBLES:</b>	
Arizona: V. Dimukeje 1, D. Stills 1.	
Miami: C. Campbell 1.	
<b>FUMBLE RECOVERIES (No-Yds):</b>	
Arizona: None.	
Miami: None.	

TEAM STATS	ARI	MIA
<b>FIRST DOWNS</b>	22	22
By Rushing	6	7
By Passing	15	15
By Penalty	1	0
<b>THIRD DOWN EFFICIENCY</b>	7-13-53.8%	11-15-73.3%
<b>FOURTH DOWN EFFICIENCY</b>	0-0-0.0%	0-0-0.0%
<b>TOTAL NET YARDS</b>	389	377
Total Offensive Plays	62	64
Average gain per offensive play	6.3	5.9
<b>NET YARDS RUSHING</b>	82	150
Total Rushing Plays	26	25
Average gain per rushing play	3.2	6.0
<b>NET YARDS PASSING</b>	307	227
Sacks-Yards	0-0	1-7
Gross yards passing	307	234
<b>ATTEMPTS-COMPLETIONS-INTS</b>	36-26-0	38-28-0
Avg. gain per pass play	8.5	5.8
<b>PUNTS NUMBER AND AVG.</b>	3-53.3	2-46.0
Net Punting Average	45.0	36.0
<b>TOTAL RETURN YARDAGE</b>	0	25
No. and Yards Punt Returns	0-0	2-25
No. and Yards Kickoff Returns	1-21	1-35
No. and Yards Int. Returns	0-0	0-0
<b>PENALTIES Number and Yards</b>	4-29	2-15
<b>FUMBLES Number and Lost</b>	1-0	4-0
<b>RED ZONE EFFICIENCY</b>	2-3-66.7%	3-4-75.0
<b>GOAL TO GO EFFICIENCY</b>	2-2-100.0%	2-2-100.0%
<b>TIME OF POSSESSION</b>	29:29	30:31



## 2024 GAME RECAPS

WEEK 9

NOV. 3, 2024 | BUFFALO, N.Y.  
HIGHMARK STADIUM  
ATTENDANCE: 70,862 | TV: CBS

MIAMI 27	BUFFALO 30
----------	------------

Facing a seven-point deficit in the fourth quarter, QB Tua Tagovailoa engineered a crucial 11-play, 81-yard drive, stamping off the drive with a touchdown pass to WR Jaylen Waddle to tie the score at 27-27 with 1:38 remaining. Buffalo found a way to set up K. Tyler Bass for a game-winning, 61-yard field goal. Unable to score on the final play of the game, falling to the Bills 30-27 at Highmark Stadium.

Despite the loss, Tagovailoa completed a single-game, career-best 89.3% of his passes. He went 25-of-28 for 231 yards and two touchdowns. Tagovailoa's favorite target was RB De'Von Achane, catching eight balls for 58 yards (7.3 avg.). WR Tyreek Hill had four receptions for 80 yards (20.0 avg.) and TE Jonnu Smith caught five passes for 46 yards (9.2 avg.). Achane carried the ball 12 times for 63 yards (5.3 avg.) and a score, while RB Raheem Mostert added 56 yards on his 10 carries (5.6 avg.).

Buffalo's first scoring drive was ignited by a 29-yard return by DB Brandon Codrington. Seven plays, Bass nailed a 40-yard field goal to give Buffalo an early 3-0 lead with 6:30 left in the first quarter. Miami answered on its next offensive possession utilizing a blend of the run and pass. Tagovailoa was precise, completing all four of his passing attempts for 32 yards. K Jason Sanders made a 39-yard field goal to tie the game, 3-3.

Bills QB Josh Allen had Buffalo's offense moving, but CB Jalen Ramsey came down with his first interception of the season on a tipped pass intended for rookie wide receiver Keon Coleman. Ramsey's pick led to the Dolphins' longest scoring drive since Week 1 of the 2018 season. Miami powered to a 14-play, 97-yard drive. In the red zone, Tagovailoa found Achane, who took a screen 14 yards to give the Dolphins a 10-3 lead. Buffalo threatened with a touchdown of their own on the following drive, but settled for a 49-yard field goal, as Miami led 10-6 at halftime.

After Miami fumbled the ball on their opening drive of the second half, every possession from either team for the remainder of the game ended in a score. Buffalo answered first with a one-yard touchdown reception by WR Mack Hollins to give the Bills a 12-10 lead. Miami retook the lead after Sanders connected on a 23-yard field goal, but Buffalo responded with a 63-yard touchdown and two-point conversion to give them a 20-13 lead.

Miami tied the game at 20 a piece with an eight-yard rushing touchdown from Achane, but Buffalo gained the advantage once more after a two-yard touchdown reception from tight end Quinton Morris. The Dolphins responded with an 11-play, 81-yard scoring drive to knot the game, 27-27, but the seven-yard touchdown from Waddle would be their final score of the day.

### GAME STATISTICS

#### RUSHING (Att-Yds-TD):

Miami: D. Achane 12-63-1, R. Mostert 10-56-0, J. Wright 6-18-0, M. Washington 1-9-0, T. Tagovailoa 2-3-0.  
Buffalo: J. Cook 10-44-0, T. Johnson 3-23-0, R. Davis 4-20-0, J. Allen 2-7-0.

#### PASSING (A-C-Y-TD-I):

Miami: T. Tagovailoa 28-25-231-2-0.  
Buffalo: J. Allen 39-25-235-3-1.

#### RECEIVING (Rec-Yds-TD):

Miami: D. Achane 8-58-1, J. Smith 5-46-0, T. Hill 4-80-0, O. Beckham Jr. 3-15-0, R. Mostert 2-32-0, J. Waddle 2-(-4)-1, D. Smythe 1-4-0.  
Buffalo: K. Shakir 6-50-0, M. Hollins 5-30-1, J. Cook 5-25-0, D. Kincaid 4-32-0, R. Davis 2-70-1, K. Coleman 1-21-0, D. Knox 1-5-0, Q. Morris 1-2-1.

#### SACKS (Sk-Yds):

Miami: C. Robinson 1.0-4,  
Buffalo: G. Rousseau 1.0-7.

#### INTERCEPTIONS (Int-Yds):

Miami: J. Ramsey 1-0.  
Buffalo: None.

#### FORCED FUMBLES:

Miami: None.  
Buffalo: T. Johnson 1.

#### FUMBLE RECOVERIES (No-Yds):

Miami: None.  
Buffalo: K. Elam 1-0.

#### TEAM STATS

	MIA	BUF
FIRST DOWNS	26	24
By Rushing	10	5
By Passing	14	15
By Penalty	2	4
THIRD DOWN EFFICIENCY	4-8-50.0%	5-10-50.0%
FOURTH DOWN EFFICIENCY	1-1-100.0%	1-1-100.0%
TOTAL NET YARDS	373	325
Total Offensive Plays	60	59
Average gain per offensive play	6.2	5.5
NET YARDS RUSHING	149	94
Total Rushing Plays	31	19
Average gain per rushing play	4.8	4.9
NET YARDS PASSING	224	231
Sacks-Yards	1-7	1-4
Gross yards passing	231	235
ATTEMPTS-COMPLETIONS-INTS	28-25-0	39-25-1
Avg. gain per pass play	7.7	5.8
PUNTS NUMBER AND AVG.	1-37.0	1-49.0
Net Punting Average	8.0	50.0
TOTAL RETURN YARDAGE	-1	29
No. and Yards Punt Returns	1-(-1)	1-29
No. and Yards Kickoff Returns	2-55	0-0
No. and Yards Int. Returns	1-0	0-0
PENALTIES Number and Yards	8-57	4-40
FUMBLES Number and Lost	1-1	0-0
RED ZONE EFFICIENCY	3-4-75.0%	2-5-40.0%
GOAL TO GO EFFICIENCY	3-3-100.0%	2-2-100.0%
TIME OF POSSESSION	31:53	28:07

### SCORING SUMMARY

	1	2	3	4	F
Miami	3	7	3	14	27
Buffalo	3	3	14	10	30

### SCORING DRIVES

TEAM	QTR	TIME	PLAY (EXTRA POINT) (DRIVE INFO)	MIA	BUF
Bills	1	6:30	T. Bass 40 yd. Field Goal (7-15, 3:57)	0	3
Dolphins	1	1:19	J. Sanders 39 yd. Field Goal (12-40, 8:01)	3	3
Dolphins	2	3:20	D. Achane 14 yd. pass from T. Tagovailoa (J. Sanders kick) (14-97, 8:21)	10	3
Biulls	2	0:07	T. Bass 49 yd. Field Goal (12-39, 3:13)	10	6
Bills	3	7:20	M. Hollins 1 yd. pass from J. Allen (kick failed, WL) (11-64, 6:23)	10	12
Dolphins	3	2:59	J. Sanders 23 yd. Field Goal (9-65, 4:21)	13	12
Bills	3	2:07	R. Davis 63 yd. pass from J. Allen (J. Allen-K. Coleman pass) (2-70, 0:52)	13	20
Dolphins	4	12:14	D. Achane 8 yd. run (J. Sanders kick) (9-70, 4:53)	20	20
Bills	4	6:18	Q. Morris 2 yd. pass from J. Allen (T. Bass kick) (10-70, 5:56)	20	27
Dolphins	4	1:38	J. Waddle 7 yd. pass from T. Tagovailoa (J. Sanders kick) (11-81, 4:40)	27	27
Bills	4	0:05	T. Bass 61 yd. Field Goal (9-27, 1:33)	27	30



# 2024 GAME RECAPS

WEEK 10

NOV. 11, 2024 | LOS ANGELES, CALIF.  
SOFI STADIUM  
ATTENDANCE: 72,474 | TV: ESPN

MIAMI 23	L.A. RAMS 15
----------	--------------

Miami's defense helped secure the 23-15 victory over the Rams by not allowing Los Angeles into the end zone.

The game started off hot for Miami, with QB Tua Tagovailoa connecting with WR Jaylen Waddle twice on the opening drive for gains of 19 and 36. Rookie WR Malik Washington capped off the drive with an 18-yard rushing touchdown, the first of his career, to give the Dolphins an early 7-0 lead. The Dolphins' defense started out just as strongly as their offense, with DT Zach Sieler tackling RB Kyren Williams in the backfield for a loss of 10 yards on the first play. On the next series, rookie LB Chop Robinson notched the second sack of his career, taking down QB Matthew Stafford to force another three-and-out.

The Rams began to pick up momentum on their next possession, but that was quickly halted as LB Anthony Walker Jr. picked off a pass by Stafford after DT Calais Campbell tipped it at the line of scrimmage, giving Miami the ball at their own 46-yard line. The Dolphins capitalized on the turnover, as a 15-yard run by RB DeVon Achane led to a 50-yard field goal by K Jason Sanders to extend Miami's lead to 10-0.

Following another Rams punt, Tagovailoa was picked off by LB Christian Rozeboom, but got the ball back a play later after DT Da'Shawn Hand forced Williams to fumble, which was recovered by CB Kendall Fuller. A strip-sack of Tagovailoa on the following drive led to the Rams' first points of the game with a 34-yard field goal by K Joshua Karty. Los Angeles would score once more as time expired in the second quarter, after an 11-play, 54-yard drive resulted in a career-long 55-yard field goal for Karty to cut Miami's lead to 10-6 at the break.

Coming out of the half, a missed 57-yard field goal attempt by Karty prevented Los Angeles from further chipping into the deficit. Miami capitalized on the field position to extend their lead on the following drive. Tagovailoa found TE Jonnu Smith, connecting on a pivotal on third-and-3, as Smith broke multiple tackles on his rumble to the Rams' one-yard line for a 33-yard gain. On the following play, WR Tyreek Hill caught a 1-yard touchdown pass from Tagovailoa, giving the Dolphins a 17-6 advantage. The Rams tacked on two more field goals while the game was still in reach, but after each score, Miami answered with points of their own.

On Miami's final scoring drive with less than seven minutes remaining in fourth quarter, Tagovailoa found WR Odell Beckham Jr. for a critical third down conversion and then rifled a 17-yard strike to Washington on the next play. Sanders made his third field goal of the day, giving Miami a 23-12 lead.

Karty made a 31-yard field goal that cut Miami's lead to eight, but the Dolphins came away with the ensuing onside kick, cementing the win.

SCORING SUMMARY					
	1	2	3	4	F
Miami	7	3	7	6	23
L.A. Rams	0	6	0	9	15

SCORING DRIVES					
TEAM	QTR	TIME	PLAY (EXTRA POINT) (DRIVE INFO)	MIA	LAR
Dolphins	1	12:01	M. Washington 18 yd. run (J. Sanders kick) (5-70, 2:59)	7	0
Dolphins	2	14:07	J. Sanders 50 yd. Field Goal (5-22, 1:54)	10	0
Rams	2	5:46	J. Karty 34 yd. Field Goal (6-20, 1:51)	10	3
Rams	2	0:00	J. Karty 55 yd. Field Goal (11-54, 2:13)	10	6
Dolphins	3	5:32	T. Hill 1 yd. pass from T. Tagovailoa (J. Sanders kick) (6-53, 3:39)	17	6
Rams	4	14:55	J. Karty 53 yd. Field Goal (11-39, 5:37)	17	9
Dolphins	4	9:07	J. Sanders 37 yd. Field Goal (11-51, 5:48)	20	9
Rams	4	6:31	J. Karty 22 yd. Field Goal (8-66, 2:36)	20	12
Dolphins	4	1:38	J. Sanders 50 yd. Field Goal (5-22, 1:54)	23	12
Rams	4	0:39	J. Karty 31 yd. Field Goal (12-58, 1:59)	23	15

## GAME STATISTICS

### RUSHING (Att-Yds-TD):

Miami: D. Achane 12-37-0, M. Washington 1-18-1, T. Hill 2-11-0, J. Wright 5-3-0, J. Waddle 1-(-1)-0, T. Tagovailoa 1-(-1)-0.  
L.A. Rams: K. Williams 15-62-0, B. Corum 2-8-0, M. Stafford 1-0-0.

### PASSING (A-C-Y-TD-INT):

Miami: T. Tagovailoa 28-20-0-1.  
L.A. Rams: M. Stafford 46-32-293-0.

### RECEIVING (Rec-Yds-TD):

Miami: D. Achane 5-15-0, J. Waddle 3-57-0, J. Smith 3-45-0, T. Hill 3-16-1, R. Mostert 2-34-0, O. Beckham Jr. 2-17-0, M. Washington 1-17-0, D. Smythe 1-6-0.  
L.A. Rams: P. Nacua 9-98-0, C. Kupp 7-80-0, D. Allen 5-34-0, K. Williams 5-20-0, T. Johnson 3-25-0, D. Robinson 1-23-0, B. Corum 1-7-0, T. Atwell 1-6-0.

### SACKS (Sk-Yds):

Miami: C. Campbell 1-0-5, J. Holland 1-0-12, C. Robinson 1-0-10, Q. Bell 1-0-9.  
L.A. Rams: K. Turner 1-0-9, J. Verse 1-0-12, B. Young 1-0-15.

### INTERCEPTIONS (Int-Yds):

Miami: A. Walker Jr. 1-5.  
L.A. Rams: C. Rozeboom 1-16.

### FORCED FUMBLES:

Miami: Q. Bell 1.  
L.A. Rams: J. Verse 1.

### FUMBLE RECOVERIES (No-Yds):

Miami: K. Fuller 1-1.  
L.A. Rams: J. Verse 1-0.

TEAM STATS	MIA	LAR
FIRST DOWNS	15	20
By Rushing	3	4
By Passing	11	16
By Penalty	1	0
THIRD DOWN EFFICIENCY	6-13-46.2%	3-12-25.0%
FOURTH DOWN EFFICIENCY	0-0-0.0%	0-0-0.0%
TOTAL NET YARDS	238	327
Total Offensive Plays	53	68
Average gain per offensive play	4.5	4.8
NET YARDS RUSHING	67	70
Total Rushing Plays	22	18
Average gain per rushing play	3.0	3.9
NET YARDS PASSING	171	257
Sacks-Yards	3-36	4-36
Gross yards passing	207	293
ATTEMPTS-COMPLETIONS-INTS	28-20-1	46-32-1
Avg. gain per pass play	5.5	5.1
PUNTS NUMBER AND AVG.	3-44.7	3-49.3
Net Punting Average	44.7	42.3
TOTAL RETURN YARDAGE	26	16
No. and Yards Punt Returns	3-21	0-0
No. and Yards Kickoff Returns	0-0	2-40
No. and Yards Int. Returns	1-5	1-16
PENALTIES Number and Yards	1-15	6-64
FUMBLES Number and Lost	1-1	3-1
RED ZONE EFFICIENCY	2-3-66.7%	0-3-0.0%
GOAL TO GO EFFICIENCY	1-1-100.0%	0-1-0.0%
TIME OF POSSESSION	29:48	30:12



## 2024 GAME RECAPS

WEEK 11

NOV. 17, 2024 | MIAMI GARDENS FLA.  
HARD ROCK STADIUM  
ATTENDANCE: 65,440 | TV: CBS

LAS VEGAS 19	MIAMI 34
--------------	----------

QB Tua Tagovailoa's 57-yard touchdown pass to TE Jonnu Smith put the finishing touch on an efficient offensive performance, giving Miami their second straight victory. The Dolphins scored on six of their seven possessions and did not punt or turn the ball over on their way to a commanding 34-19 win over the Las Vegas Raiders.

Tagovailoa completed 28-of-36 passes for 288 yards and three touchdowns for a season-high passer rating of 127.8. Smith led Miami with a career-high 101 receiving yards on six catches and two touchdowns. WR Tyreek Hill had a team-high seven receptions for 61 yards and a touchdown, while WR Jaylen Waddle added two catches for 37 yards. RB De'Von Achane ran for 73 yards and a touchdown on 17 carries and added four receptions for 32 yards.

Tagovailoa got Miami going on the game's opening drive, connecting with Achane for a gain of 17 yards and Hill for a gain of 16 to set the offense up in the red zone. On fourth-and-goal from the one-yard line, Tagovailoa completed a touchdown pass to Smith, giving Miami an early 7-0 lead.

QB Gardner Minshew led the Raiders into the red zone, but Miami held Las Vegas to a 27-yard field goal by K Daniel Carlson on their first possession. K Jason Sanders finished Miami's second drive with a 31-yard field goal to extend Miami's lead to 10-3. On the shoulders of rookie TE Brock Bowers, the Raiders marched down into Miami territory, finishing it off with a second Carlson field goal. His 27-yarder cut Miami's advantage to 10-6 at halftime.

After Las Vegas punted the ball away on their first possession of the second half, Miami struck together a 97-yard, 14-play drive. A 30-yard run by Achane led to an eight-yard touchdown from Tagovailoa to Hill to widen Miami's lead to 17-6. Bowers continued his high-level play into the second half, as his 23-yard catch, run and touchdown to cut Miami's lead to five. Bowers finished with a game-high 13 catches for 126 yards. Tagovailoa orchestrated the Dolphins' subsequent response, completing the drive with a two-yard Achane touchdown run, giving Miami a two-possession advantage.

The Raiders refused to let up, scoring a touchdown on their next drive on a 10-yard swing pass and run from Minshew to running back Ameer Abdullah to bring Las Vegas within five, 24-19. Tagovailoa answered quickly with a 57-yard touchdown strike to Smith and an interception by CB Jalen Ramsey all but sealed the victory for the Dolphins. Sanders knuckled through a 46-yard field goal en route to closing out the Dolphins fourth win of the season. DTs Zach Sieler and Calais Campbell, as well as LB Emmanuel Ogbah, each recorded a sack. LB Jordyn Brooks had a game-high 12 tackles, while Ramsey added two pass deflections and five tackles to his statline.

### SCORING SUMMARY

	1	2	3	4	F
Las Vegas	3	3	6	7	19
Miami	7	3	7	17	34

### SCORING DRIVES

TEAM	QTR	TIME	PLAY (EXTRA POINT) (DRIVE INFO)	LV	MIA
Dolphins	1	6:47	J.Smith 1-yd. pass from T. Tagovailoa (J. Sanders kick) (14-70, 8:13)	0	7
Raiders	1	0:08	D.Carlson 27 yd. Field Goal (12-61, 6:39)	3	7
Dolphins	2	6:46	J.Sanders 31 yd. Field Goal (16-52, 8:22)	3	10
Raiders	2	0:45	D.Carlson 22 yd. Field Goal (16-66, 6:01)	6	10
Dolphins	3	4:13	T.Hill 8 yd. pass from T.Tagovailoa (J.Sanders kick) (14-97, 7:47)	6	17
Raiders	3	1:21	B.Bowers 23 yd. pass from G.Minshew (run failed) (8-70, 2:52)	12	17
Dolphins	4	10:37	D.Achane 2 yd. run (J.Sanders kick) (10-60, 5:44)	12	24
Raiders	4	4:23	A.Abdullah 10 yd. pass from G.Minshew (D.Carlson kick) (14-70, 6:14)	19	24
Dolphins	4	3:19	J.Smith 57 yd. pass from T.Tagovailoa (J.Sanders kick) (4-70, 1:04)	19	31
Dolphins	4	1:55	J.Sanders 46 yd. Field Goal (4-3, 1:17)	19	34

### GAME STATISTICS

#### RUSHING (Att-Yds-TD):

Las Vegas: J. Meyers 1-20-0, A. Mattison 5-19-0, Z. White 5-9-0, G. Minshew 2-7-0, T. Tucker 1-7-0, A. Abdullah 1-1-0, B. Bowers 1-(-3)-0.  
Miami: D. Achane 17-73-1, M. Washington 1-7-0, J. Wright 5-4-0, R. Mostert 3-(-2)-0.

#### PASSING (A-C-Y-TD-I):

Las Vegas: G. Minshew 43-30-282-2-1.  
Miami: T. Tagovailoa 36-28-288-3-0.

#### RECEIVING (Rec-Yds-TD):

Las Vegas: B. Bowers 13-126-1, J. Meyers 4-28-0, A. Mattison 3-50-0, D. Turner 3-29-0, T. Tucker 3-28-0, A. Abdullah 3-16-1, M. Mayer 1-5-0.  
Miami: T.Hill 7-61-1, J. Smith 6-101-2, D. Achane 4-32-0, M. Washington 3-11-0, J. Waddle 2-37-0, J. Hill 2-28-0, O. Beckham Jr. 2-13-0, D. Smythe 1-3-0, J. Wright 1-2-0.

#### SACKS (Sk-Yds):

Las Vegas: A. Butler 1.0-8, T. Wilson 1.0-9.  
Miami: C. Campbell 1.0-6, E. Ogbah 1.0-1, Z. Sieler 1.0-7.

#### INTERCEPTIONS (Int-Yds):

Las Vegas: None.  
Miami: J. Ramsey 1-7.

#### FORCED FUMBLES:

Las Vegas: T. Wilson 1.  
Miami: None.

#### FUMBLE RECOVERIES (No-Yds):

Las Vegas: None.  
Miami: None.

TEAM STATS	LAV	MIA
FIRST DOWNS	22	25
By Rushing	3	4
By Passing	17	18
By Penalty	2	3
THIRD DOWN EFFICIENCY	8-14-57.1%	8-12-66.7%
FOURTH DOWN EFFICIENCY	2-2-100.0%	2-2-100.0%
TOTAL NET YARDS	328	353
Total Offensive Plays	62	64
Average gain per offensive play	5.3	5.5
NET YARDS RUSHING	60	82
Total Rushing Plays	16	26
Average gain per rushing play	3.8	3.2
NET YARDS PASSING	268	271
Sacks-Yards	3-14	2-17
Gross yards passing	282	288
ATTEMPTS-COMPLETIONS-INTS	43-30-1	36-28-0
Avg. gain per pass play	5.8	7.1
PUNTS NUMBER AND AVG.	1-54.0	0-0.0
Net Punting Average	54.0	0.0
TOTAL RETURN YARDAGE	0	7
No. and Yards Punt Returns	0-0	1-0
No. and Yards Kickoff Returns	1-31	2-52
No. and Yards Int. Returns	0-0	1-7
PENALTIES Number and Yards	7-49	4-23
FUMBLES Number and Lost	0-0	1-0
RED ZONE EFFICIENCY	1-3-33.3%	3-4-75.0%
GOAL TO GO EFFICIENCY	1-3-33.3%	3-4-75.0%
TIME OF POSSESSION	26:48	33:12



2024 GAME RECAPS

WEEK 12

NOV. 24, 2024 | MIAMI GARDENS FLA.  
HARD ROCK STADIUM  
ATTENDANCE: 65,479 | TV: CBS

NEW ENGLAND 15	MIAMI 34
----------------	----------

The Miami Dolphins turned in a dominant 34-15 win over the New England Patriots on Sunday afternoon at Hard Rock Stadium, improving to 5-6 on the season ahead of a quick turnaround for a Thanksgiving night game in Green Bay later this week. QB Tua Tagovailoa led the day, completing 29-of-40 passes, throwing for 317 yards and recording his first four-touchdown performance since Week 3 of the 2023 season.

The aerial attack got a boost from WR Jaylen Waddle, who turned in a season-high 144 yards and a touchdown on eight receptions (18.0 avg.). TE Jonnu Smith totaled a team-high nine receptions for 87 yards (9.7 avg.) and a touchdown, and WR Tyreek Hill added five catches for 48 yards (9.6 avg.). RB De'Von Achane had two scores, as he tallied 56 scrimmage yards.

After both teams traded punts on their opening drives, New England rookie QB Drake Maye orchestrated a 12-play sequence that gave the Patriots a chance to strike first but a missed field goal stopped the drive.

Tagovailoa commanded an eight-play, 65-yard touchdown drive. The quarterback connected with Smith on three occasions, finding him for seven yards and the game's first score. This gave Miami a 7-0 lead with – a lead which they would not surrender for the rest of the game.

After rookie LB Chop Robinson's third career sack forced a Patriots three-and-out on the ensuing drive, Miami drove downfield and scored once again. This nine-play, 68-yard drive, which included completions of 14 and 17 yards to Waddle, was capped off by an nine-yard swing pass to Achane, who ran into the end zone to stretch the Dolphins' lead to 14-0. Tagovailoa continued to dominate in the second quarter, leading two more scoring drives, as Achane added another touchdown on an 11-yard pass and K Jason Sanders drilled a 21-yard field goal just before the half. The team entered the locker room with a 24-0 lead, thanks to another strong showing from the defense, who forced three consecutive Patriots three-and-outs in the stanza.

The Dolphins extended their lead in the third quarter, after Miami's defense forced a turnover, leading to the first points of the second half. On a third-and-3 from the 50-yard line, defensive tackle Zach Sieler sacked Maye, forcing a fumble that was recovered by linebacker Jordyn Brooks and returned to New England's 25-yard line. Two plays later, Tagovailoa found Waddle in the end zone for a 23-yard touchdown to give Miami a 31-0 lead with 1:37 left in the third quarter.

Despite Miami's 31-point lead entering the fourth quarter, the Patriots continued to battle. With 13:43 remaining in the game, Maye found tight end Austin Hooper on a fourth-and-15 play to get New England on the board with a 38-yard touchdown. The Patriots continued to chip into the lead, as cornerback Christian Gonzalez scooped up a fumble on a botched Miami handoff two drives later, returning it 63 yards for a touchdown. A converted two-point try by the Patriots brought the lead to within two scores, as the Dolphins held a 31-15 advantage with 10:10 to play.

New England's momentum was short-lived, however, as on their next offensive drive, Maye was picked off by linebacker Tyrel Dodson, who corralled the takeaway with one hand. Sanders nailed the 51-yard field goal that followed, extending Miami's lead back up to three scores and cementing the win.

GAME STATISTICS

RUSHING (Att-Yds-TD):

New England: A. Gibson 6-31-0, D. Maye 5-26-0, J. Hasty 1-15-0, R. Stevenson 8-13-0, D. Douglas 1-1-0.  
Miami: D. Achane 10-32-0, J. Wright 7-28-0, R. Mostert 2-5-0, M. Washington 1-2-0, J. Smith 1-0-0, T. Tagovailoa 3-(-2)-0.

PASSING (A-C-Y-TD-Int):

New England: D. Maye 37-22-222-1-1, K. Bourne 1-0-0-0-0.  
Miami: T. Tagovailoa 40-29-317-4-0.

RECEIVING (Rec-Yds-TD):

New England: D. Douglas 5-62-0, H. Henry 5-44-0, A. Hooper 4-59-1, K. Bourne 3-30-0, J. Hasty 2-0-0, A. Gibson 1-14-0, J. Polk 1-7-0, K. Boutte 1-6-0.  
Miami: J. Smith 9-87-1, J. Waddle 8-144-1, T. Hill 5-48-0, D. Achane 3-24-2, J. Hill 1-8-0, D. Smythe 1-8-0, M. Washington 1-1-0, R. Mostert 1-(-3)-0.

SACKS (Sk-Yds):

New England: B. Schooler 1-0-7, C. Barmore 1-0-2.  
Miami: C. Robinson 1.5-11.5, Z. Sieler 1-0-13, J. Ramsey 1-0-12, E. Ogbah 0.5-2.5.

INTERCEPTIONS (Int-Yds):

New England: None.  
Miami: T. Dodson 1-0.

FORCED FUMBLES:

New England: M. Mapu 1.  
Miami: Z. Sieler 1.

FUMBLE RECOVERIES (No-Yds):

New England: C. Gonzalez 1-63t.  
Miami: J. Brooks 1-12.

TEAM STATS	NE	MIAMI
FIRST DOWNS	14	23
By Rushing	4	2
By Passing	8	19
By Penalty	2	2
THIRD DOWN EFFICIENCY	3-14-21.4%	4-12-33.3%
FOURTH DOWN EFFICIENCY	1-3-33.3%	0-0-0.0%
TOTAL NET YARDS	269	373
Total Offensive Plays	63	66
Average gain per offensive play	4.3	5.7
NET YARDS RUSHING	86	65
Total Rushing Plays	21	24
Average gain per rushing play	4.1	2.7
NET YARDS PASSING	183	308
Sacks-Yards	4-39	2-9
Gross yards passing	222	317
ATTEMPTS-COMPLETIONS-INTS	38-22-1	40-29-0
Avg. gain per pass play	4.4	7.3
PUNTS NUMBER AND AVG.	5-51.8	5-48.0
Net Punting Average	44.8	40.4
TOTAL RETURN YARDAGE	38	15
No. and Yards Punt Returns	3-38	2-15
No. and Yards Kickoff Returns	0-0	0-0
No. and Yards Int. Returns	0-0	0-0
PENALTIES Number and Yards	10-75	3-17
FUMBLES Number and Lost	1-1	1-1
RED ZONE EFFICIENCY	0-0-0.0%	3-4-75.0%
GOAL TO GO EFFICIENCY	0-0-0.0%	2-3-66.7%
TIME OF POSSESSION	27:56	32:04



## 2024 GAME RECAPS

WEEK 13

NOV. 28, 2024 | GREEN BAY, WISC.  
LAMBEAU FIELD  
ATTENDANCE: 77,599 | TV: NBC

MIAMI 17	GREEN BAY 30
----------	--------------

Quarterback Tua Tagovailoa completed 37-of-46 passes for a season-high 365 yards and two touchdowns, but it wasn't enough to defeat Green Bay on Thanksgiving night at Lambeau Field, as Miami fell 30-17.

Tight end Jonnu Smith continued his streak of high-level play, leading all pass catchers with 10 receptions for 113 yards. Wide receiver Tyreek Hill caught six passes for 83 yards and a touchdown, while running back De'Von Achane added eight receptions for 56 yards and a touchdown to go along with his 14 rushing yards on seven carries.

Miami's defense forced a three-and-out on the game's opening drive, but a muffed punt gave the Packers the ball back in the red zone. On third-and-goal, Green Bay quarterback Jordan Love connected with wide receiver Jayden Reed for the three-yard touchdown to give the Packers an early 7-0 lead with 12:00 left in the first quarter. The Packers widened their lead later in the first.

On the next drive, Green Bay leaned on its ground game to pave the way for another score. Running back Emmanuel Wilson took a third-down carry for 15 yards to set the Packers up with a goal-to-go situation. Running back Josh Jacobs punched in a one-yard touchdown to put the crown on Green Bay's 12-play, 76-yard drive.

Miami's offense responded on their next drive. On a critical fourth down, Tagovailoa found wide receiver Jaylen Waddle for a 16-yard connection, which highlighted a 12-play, 55-yard drive that ended with a 33-yard field goal by kicker Jason Sanders. Love orchestrated Green Bay's next two scoring drives, leading to a 12-yard touchdown catch by Reed and a 46-yard field goal by kicker Brandon McManus which gave the Packers a 24-3 lead at halftime. McManus extended Green Bay's lead 27-3 on their first drive of the second half with a 24-yard field goal.

Facing a large deficit, Miami's offense began to chip away at the Packers' lead. Passes of 13 and 16 yards to Smith and a 16-yard strike over the middle of the field to Waddle created the Dolphins' first red zone opportunity of the game. On first-and-10 at Green Bay's 14-yard line, Tagovailoa completed a screen pass to Achane, who scampered into the end zone for Miami's first touchdown of the game. Tagovailoa completed a high-arching pass to Waddle on the two-point conversion that followed, making it 27-11 with 2:43 remaining in the third quarter.

After Miami's defense forced a punt, Tagovailoa engineered another promising drive that had the Dolphins at the Packers' one-yard line on second-and-goal, but they were unable to reach the end zone on the next three downs. McManus added a 33-yard field goal on Green Bay's next drive to extend their lead to 30-11 with 5:02 remaining.

Still fighting late in the game, Tagovailoa led another touchdown drive which was capped by Hill catching a tipped pass in the end zone, bringing the Dolphins within 13 with 1:58 left in the game.

### GAME STATISTICS

#### RUSHING (Att-Yds-TD):

Miami: R. Mostert, 5-19-0, D. Achane 7-14-0, T. Tagovailoa 2-6-0.  
Green Bay: J. Jacobs 19-43-1, C. Brooks 3-28-0, J. Reed 1-23-0, E. Wilson 2-20-0.

#### PASSING (A-C-Y-TD-I):

Miami: T. Tagovailoa 46-37-365-2-0.  
Green Bay: J. Love 28-21-274-2-0.

#### RECEIVING (Rec-Yds-TD):

Miami: J. Smith 10-113-0, D. Achane 8-56-1, T. Hill 6-83-1, J. Waddle 4-53-0, R. Mostert 2-15-0, A. Ingold 2-15-0, M. Washington 2-8-0, O. Beckham Jr. 1-9-0, D. Smythe 1-8-0, J. Hill 1-5-0.  
Green Bay: T. Kraft 6-78-0, J. Jacobs 4-74-0, D. Wicks 4-30-0, J. Reed 4-24-2, C. Watson 2-67-0, C. Brooks 2-1-0.

#### SACKS (Sk-Yds):

Miami: None.  
Green Bay: K. Clark 1-0-7, B. Cox 1-0-5, K. Enagbare 1-0-9, L. Van Ness 1-0-2, Q. Walker 1-0-6.

#### INTERCEPTIONS (Int-Yds):

Miami: None.  
Green Bay: None.

#### FORCED FUMBLES:

Miami: None.  
Green Bay: I. McDuffie 1.

#### FUMBLE RECOVERIES (No-Yds):

Miami: None.  
Green Bay: R. Rochell 1-0.

TEAM STATS	MIA	GB
FIRST DOWNS	21	19
By Rushing	1	7
By Passing	20	11
By Penalty	0	1
THIRD DOWN EFFICIENCY	4-14-28.6%	5-11-45.5%
FOURTH DOWN EFFICIENCY	3-5-60.0%	0-0-0.0%
TOTAL NET YARDS	375	388
Total Offensive Plays	65	53
Average gain per offensive play	5.8	7.3
NET YARDS RUSHING	39	114
Total Rushing Plays	14	25
Average gain per rushing play	2.8	4.6
NET YARDS PASSING	336	274
Sacks-Yards	5-29	0-0
Gross yards passing	365	274
ATTEMPTS-COMPLETIONS-INTS	46-37-0	28-21-0
Avg. gain per pass play	6.6	9.8
PUNTS NUMBER AND AVG.	3-48.7	4-43.0
Net Punting Average	48.7	36.8
TOTAL RETURN YARDAGE	5	0
No. and Yards Punt Returns	2-5	0-0
No. and Yards Kickoff Returns	4-108	2-73
No. and Yards Int. Returns	0-0	0-0
PENALTIES Number and Yards	10-75	7-44
FUMBLES Number and Lost	2-1	0-0
RED ZONE EFFICIENCY	2-4-50.0%	3-5-60.0%
GOAL TO GO EFFICIENCY	0-2-0.0%	2-3-66.7%
TIME OF POSSESSION	33:04	26:56

### SCORING SUMMARY

	1	2	3	4	F
Miami	0	3	8	6	17
Green Bay	14	10	3	3	30

### SCORING DRIVES

TEAM	QTR	TIME	PLAY (EXTRA POINT) (DRIVE INFO)	MIA	GB
Packers	1	12:00	J. Reed 3 yd. pass from J. Love (B. McManus kick) (3-9, 1:30)	0	7
Packers	1	0:55	J. Jacobs 1 yd. run (B. McManus kick) (12-76, 6:58)	0	14
Dolphins	2	8:44	J. Sanders 33 yd. Field Goal (12-55, 7-11)	3	14
Packers	2	1:36	J. Reed 12 yd. pass from J. Love (B. McManus kick) (6-62, 1:27)	3	21
Packers	2	0:00	B. McManus 46 yd. Field Goal (4-34, 0:22)	3	24
Packers	3	7:42	B. McManus 24 yd. Field Goal (8-72, 5:10)	3	27
Dolphins	3	2:43	D. Achane 14 yd. pass from T. Tagovailoa (T. Tagovailoa-J. Waddle pass) (8-70, 4:59)	11	27
Packers	4	5:02	B. McManus 33 yd. Field Goal (9-78, 4:31)	11	30
Dolphins	4	3:04	T. Hill 12 yd. pass from T. Tagovailoa (pass failed) (7-67, 1:58)	17	30



# 2024 GAME RECAPS

WEEK 14

DEC. 8, 2024 | MIAMI GARDENS, FLA.  
HARD ROCK STADIUM  
ATTENDANCE: 65,787 | TV: CBS

N.Y. JETS 26	MIAMI 32
--------------	----------

SCORING SUMMARY						
	1	2	3	4	OT	F
N.Y. Jets	3	10	3	0	0	26
Miami	6	9	0	11	6	32

Trailing 26-23 with 52 seconds left in regulation, WR Malik Washington jumpstarted the pivotal drive with a 45-yard kick return to give Miami possession at their own 45-yard line. QB Tua Tagovailoa connected with WRs Jaylen Waddle and Tyreek Hill for gains of six and 14 yards to set up a 52-yard field goal by K Jason Sanders, his fourth of the afternoon, to send the game into overtime.

On the lone overtime possession, the Dolphins went on an eight-play, 70-yard drive which was capped by a 10-yard touchdown pass to TE Jonnu Smith, sealing Miami's thrilling 32-26 victory.

QB Tua Tagovailoa completed 33-of-47 passes (70.2 pct.) for 331 yards and two touchdowns. WR Tyreek Hill caught a team-high 10 passes for 115 yards (11.5 avg.) and a crucial fourth-down touchdown in the fourth quarter that gave the Dolphins a chance to make it a tie game. WR Jaylen Waddle, who hauled in the two-point conversion that followed Hill's score, totaled a season-high nine catches for 99 yards (11.0 avg.). RB De'Von Achane had six catches for 45 yards (7.5 avg.) to go along with his 24 rushing yards. TE Jonnu Smith added 44 yards and the game-clinching score on three receptions (14.7 avg.), all of which came in overtime.

The Dolphins' passing offense was hot from the jump. Completions of 20 yards to Waddle, 11 yards to T. Hill and 14 yards to Achane created a red zone opportunity for Miami. The second-year back finished off the drive with a two-yard touchdown run, giving Miami a 6-0 lead in the first.

Miami and New York exchanged field goals, giving the Dolphins a 9-3 lead with 14:53 remaining in the second quarter. On New York's next possession, an explosive 35-yard pass from QB Aaron Rodgers to WR Garrett Wilson and a 17-yard touchdown run by RB Isaiah Davis highlighted the six-play, 70-yard scoring drive. Miami answered with a seven-minute drive that ended on a 24-yard field goal by Sanders. Following another Carlson field goal, with 41 seconds left, Tagovailoa engineered a five-play, 31-yard drive that ended with a 57-yard field goal by Sanders, tying his career long, to give the Dolphins a 15-13 lead at halftime.

Coming out of the half, New York's aerial attack was in full force. Rodgers found Wilson downfield for a gain of 42 yards and a three-yard touchdown pass to WR Davante Adams gave the Jets a 20-15 advantage. The Jets extended their lead on their next drive, as Carlson nailed a 40-yard field goal to put them up 23-15 heading into the fourth quarter.

Miami's first drive of the fourth quarter was a nine-play, 60-yard drive that ended with Hill's four-yard touchdown reception and Waddle's two-point conversion catch to make it a tie game, 23-23. The Jets took the lead once more after Carlson drilled a 42-yard field goal. With less than a minute remaining, the Dolphins offense orchestrated a drive that sent the game into overtime with Sanders 52-yard field goal.

Miami sacked Rodgers three times, with DT Zach Sieler coming away with two of these takedowns. LB Jordyn Brooks recorded a team-high nine tackles to go along with his sack and pass deflection.

## GAME STATISTICS

RUSHING (Att-Yds-TD):		TEAM STATS		NYJ	MIA
N.Y. Jets: B. Allen 11-43-0, I. Davis 10-40-1.		FIRST DOWNS		23	28
Miami: D. Achane 14-24-1, J. Wright 2-7-0, T. Hill 1-6-0, J. Wilson Jr. 1-4-0, T. Tagovailoa 1-3-0.		By Rushing		3	3
By Passing				18	21
By Penalty				2	4
THIRD DOWN EFFICIENCY				4-12-33.3%	1-9-11.1%
FOURTH DOWN EFFICIENCY				2-2-100.0%	2-2-100.0%
TOTAL NET YARDS				402	375
Total Offensive Plays				63	66
Average gain per offensive play				6.4	5.7
NET YARDS RUSHING				83	44
Total Rushing Plays				21	19
Average gain per rushing play				4.0	2.3
NET YARDS PASSING				319	331
Sacks-Yards				3-20	0-0
Gross yards passing				339	331
ATTEMPTS-COMPLETIONS-INTS				39-27-0	47-33-0
Avg. gain per pass play				7.6	7.0
PUNTS NUMBER AND AVG.				2-48.0	3-49.3
Net Punting Average				43.0	42.7
TOTAL RETURN YARDAGE				0	10
No. and Yards Punt Returns				2-0	1-10
No. and Yards Kickoff Returns				1-29	4-123
No. and Yards Int. Returns				0-0	0-0
PENALTIES Number and Yards				10-83	8-49
FUMBLES Number and Lost				0-0	0-0
RED ZONE EFFICIENCY				2-5-40.0%	3-4-75.0%
GOAL TO GO EFFICIENCY				1-1-100.0%	2-2-100.0%
TIME OF POSSESSION				31:02	32:53

RUSHING (Att-Yds-TD):

N.Y. Jets: B. Allen 11-43-0, I. Davis 10-40-1.

Miami: D. Achane 14-24-1, J. Wright 2-7-0, T. Hill 1-6-0, J. Wilson Jr. 1-4-0, T. Tagovailoa 1-3-0.

PASSING (A-C-Y-TD-I):

N.Y. Jets: A. Rodgers 39-27-339-1-0.

Miami: T. Tagovailoa 47-33-331-2-0.

RECEIVING (Rec-Yds-TD):

N.Y. Jets: D. Adams 9-109-1, G. Wilson 7-114-0, B. Allen 4-38-0, T. Conklin 3-33-0, I. Davis 3-27-0, A. Lazard 1-18-0.

Miami: T. Hill 10-115-1, J. Waddle 9-99-0, D. Achane 6-45-0, J. Smith 3-44-1, J. Wright 2-6-0, J. Hill 1-14-0, J. Wilson Jr. 1-7-0, Q. Beckham Jr. 1-1-0.

SACKS (Sk-Yds):

N.Y. Jets: None.

Miami: Z. Sieler 2-0-15, J. Brooks 1-0-5.

INTERCEPTIONS (Int-Yds):

N.Y. Jets: None.

Miami: None.

FORCED FUMBLES:

N.Y. Jets: None.

Miami: None.

FUMBLE RECOVERIES (No-Yds):

N.Y. Jets: None.

Miami: None.



# 2024 GAME RECAPS

WEEK 15

DEC. 15, 2024 | HOUSTON, TEXAS  
NRG STADIUM  
ATTENDANCE: 71,221 | TV: CBS

MIAMI 12	HOUSTON 20
----------	------------

Miami had one of its best defensive performances of the season on Sunday afternoon, holding Houston's offense to just 181 total yards, but the Dolphins were unable to come out victorious, falling 20-12 to the Texans. Rookie LB Chop Robinson and DT Zach Sieler led the charge, combining for three sacks (1.5 each), six quarterback hits and four tackles.

The Dolphins punted on their opening possession, which led to the Texans scoring on their first drive. A 44-yard field goal by K Ka'imi Fairbairn gave Houston an early 3-0 lead with 7:09 left in the first quarter.

Sieler sparked the next defensive drive. On first-and-10 from the Texans' 38-yard line, Sieler thundered into Houston's backfield, forcing QB C.J. Stroud to throw it away. Two plays later on third-and-3, Sieler made his presence felt once again, bringing down Stroud for his first sack of the game and forcing the Texans to punt.

Miami tied the game following the defensive stop. Tagovailoa, with a 10-yard pass over the middle to TE Jonnu Smith and nine-yard and 13-yard completions to RB De'Von Achane, led the Dolphins on a lengthy, 12-play, 45-yard drive that took up 7:40 of game time. K Jason Sanders sent a 55-yard field goal down the middle of the uprights to tie the game, 3-3, with 11:35 left in the second quarter.

After a three-and-out, the Texans got the ball back after Tagovailoa was strip-sacked by DE Will Anderson Jr., which was recovered by DT Tim Settle Jr. at the Miami 28-yard line. Houston took advantage of the takeaway, as Stroud connected with WR Nico Collins on a six-yard touchdown pass. Miami answered with points of its own on the next possession, as a 10-play, 52-yard drive led to a 36-yard field goal by Sanders to cut Houston's lead to four with 1:57 left in the second quarter.

Both teams traded turnovers on their next drives. Miami obtained possession of the ball after a mishandled snap was recovered by LB Jordyn Brooks, but Houston regained possession after S Calen Bullock intercepted Tagovailoa and returned to the Dolphins' five-yard line. Fairbairn converted a 23-yard chip shot to widen Houston's lead to 13-6 at halftime. The Texans further extended their lead on the opening possession of the second half after putting together a nine-play, 70-yard touchdown drive that was capped by a six-yard touchdown pass from Stroud to Collins.

Down by two scores, Tagovailoa orchestrated Miami's strongest drive of the game. He made several pivotal throws, including a 21-yard pass on 3rd-and-16 to WR Tyreek Hill and a seven-yard strike to the back-right corner of the end zone on fourth-and-two to Smith. This brought the Dolphins within eight with 4:30 left in the third quarter.

After the Dolphins defense forced a three-and-out with 3:03 remaining in the third quarter, Miami's scoring hopes were halted by a cornerback Derek Stingley Jr. interception. The Dolphins defense refused to let up, forcing the Texans to punt on their next two possessions, but it would not be enough as a Stingley Jr. interception finalized the 20-12 contest.

Tagovailoa completed 29-of-40 passes (72.5 pct.) for 196 yards, one touchdown and three interceptions. This was his eighth consecutive game with a completion percentage of 70.0 or better. Smith caught nine passes for 48 yards (5.3 avg.) and a touchdown. Rookie WR Malik Washington had a career day, catching five passes for 52 yards (10.2 avg.). Achane added seven receptions for 35 yards (5.0 avg.) and 12 carries for 41 yards (3.4 avg.).

## GAME STATISTICS

### RUSHING (Att-Yds-TD):

Miami: D. Achane 12-41-0, R. Mostert 6-8-0, J. Wright 1-3-0.  
Houston: D. Ogunbowale 1-35-0, J. Mixon 12-23-0, T. Dell 1-15-0, C. Stroud 6-4-0.

### PASSING (A-C-Y-TD-I):

Miami: T. Tagovailoa 40-29-106-1-3.  
Houston: C. Stroud 26-18-131-2-0.

### RECEIVING (Rec-Yds-TD):

Miami: J. Smith 9-48-1, D. Achane 7-35-0, M. Washington 5-52-0, R. Mostert 3-13-0, T. Hill 2-36-0, D. Smythe 1-8-0, R. Cracraft 1-6-0, G. DuBose 1-(2)-0.  
Houston: J. Mixon 5-33-0, N. Collins 4-17-2, T. Dell 2-26-0, J. Matchie 2-17-0, D. Schultz 2-13-0, R. Woods 2-12-0, X. Hutchinson 1-13-0.

### SACKS (Sk-Yds):

Miami: Z. Sieler 1.5-16.5, C. Robinson 1.5-10.5, A. Walker Jr. 1.0-0.  
Houston: D. Hunter 1.5-10.5, W. Anderson 1.0-13, H. To'o'o 0.5-0.5.

### INTERCEPTIONS (Int-Yds):

Miami: None.  
Houston: D. Stingley Jr. 2-10, C. Bullock 1-68.

### FORCED FUMBLES:

Miami: K. Kohou 1.  
Houston: W. Anderson 1, H. To'o'o 1-0.

### FUMBLE RECOVERIES (No-Yds):

Miami: J. Brooks 1-11, A. Brewer 1-0.  
Houston: T. Settle 1-2, B. Fisher 1-0.

## SCORING SUMMARY

	1	2	3	4	F
Miami	0	6	6	0	12
Houston	3	10	7	0	20

## SCORING DRIVES

TEAM	QTR	TIME	PLAY (EXTRA POINT) (DRIVE INFO)	MIA	HOU
Texans	1	7:09	K.Fairbairn 44 yd. Field Goal (8-55, 4:11)	0	3
Dolphins	2	11:35	J.Sanders 55 yd. Field Goal (12-45, 7:40)	3	3
Texans	2	6:45	N.Collins 6 yd. pass from C.Stroud (K.Fairbairn kick) (4-28, 2:40)	3	10
Dolphins	2	1:57	J.Sanders 36 yd. Field Goal (10-52, 4:48)	6	10
Texans	2	0:00	K.Fairbairn 23 yd. Field Goal (3-0, 0:13)	6	13
Texans	3	11:02	N.Collins 6 yd. pass from C.Stroud (K.Fairbairn kick) (9-70, 3:58)	6	20
Dolphins	3	4:30	J.Smith 7 yd. pass from T.Tagovailoa (kick failed, wl) (11-73, 6:32)	12	20



# 2024 GAME RECAPS

WEEK 16

DEC. 22, 2024 | MIAMI GARDENS, FLA.  
HARD ROCK STADIUM  
ATTENDANCE: 66,341 | TV: CBS

SAN FRANCISCO 17	MIAMI 29
------------------	----------

SCORING SUMMARY					
	1	2	3	4	F
San Francisco	0	10	0	7	17
Miami	3	10	6	10	29

CB Kader Kohou made the play of the game for the Dolphins defense in Miami's 29-17 win over San Francisco on Sunday evening at Hard Rock Stadium. With the 49ers driving down the field, 49ers QB Brock Purdy was picked off by Kohou.

Three plays later, RB De'Von Achane iced the game on a 50-yard touchdown run that gave him 120 rushing yards and a score on 17 carries (7.1 avg.). He also added a team-high 70 receiving yards on six catches (11.7 avg.) for a season-high 190 total yards.

From the opening kickoff, Miami's defense came to play. The 49ers' first drive ended in a swift three-and-out. A second-down sack by LB Jordyn Brooks led to Miami's second consecutive stop to start the game.

QB Tua Tagovailoa connected with Achane several times en route to Miami's first score, a 44-yard field goal by K Jason Sanders. San Francisco responded with a touchdown on their next drive, embarking on a 10-play, 70-yard drive that was capped off by a 16-yard completion from Purdy to WR Deebo Samuel that gave the 49ers a 7-3 lead with 14:14 remaining in the second quarter.

Miami answered on its next two drives. The next possession was kicked off with a 24-yard completion from Tagovailoa to WR Tyreek Hill. Sanders knocked down a 38-yard field goal. Following a defensive stop, Miami ventured 68 yards downfield on eight plays to notch their first touchdown of the game. RB Raheem Mostert had a catch of 13 yards and a run of 21 yards to set the Dolphins up in scoring position. Tagovailoa finished off the drive with a three-yard touchdown to Hill for the 100th passing touchdown of his career, giving the Dolphins a 13-7 lead. 49ers K Jake Moody converted a 21-yard chip shot that cut the Dolphins' lead to 13-10 heading into halftime.

Starting with the ball to begin the second half, Miami went 34 yards on eight plays with Sanders making a 54-yard field goal. On the 49ers first possession of the second half, a missed 41-yard field goal by Moody. Miami drove to set up Sanders' fourth field goal of the game, this one from 33 yards away.

San Francisco did not back down in the fourth quarter, as they chipped into the Dolphins' lead on a nine-play, 60-yard drive that ended on a two-yard passing touchdown from Purdy to tight end Eric Saubert. The 49ers, down by just two, had a chance to score on their next drive with 9:31 left in the game, but they could only manage 27 yards on four plays and were forced to punt the ball away.

Following the San Francisco punt, Miami stretched their lead to 22-17 with 2:10 left in the fourth quarter on a 48-yard field goal by Sanders.

Tagovailoa completed 22-of-34 passes (64.7 pct.) for 215 yards and a touchdown. TE Jonnu Smith caught all six of his targets for 62 yards. During the game, he set the single-season franchise record for receptions and receiving yards by a tight end. Brooks, DT Zach Sieler and LB Chop Robinson all came away with sacks. Robinson also had a pass deflection on a key third down in the red zone that resulted in a 49ers field goal.

## GAME STATISTICS

RUSHING (Att-Yds-TD):		TEAM STATS		SF	MIA
San Francisco: B. Purdy 4-26-0, D. Samuel 5-25-0, P. Taylor 8-24-0, K. Juszczyk 1-6-0.		FIRST DOWNS		20	22
Miami: D. Achane 17-120-1, R. Mostert 8-31-0, J. Wilson Jr. 2-12-0, A. Ingold 1-4-0, T. Tagovailoa 2-(-)0.		By Rushing		3	6
		By Passing		16	13
		By Penalty		1	3
PASSING (A-C-Y-TD-I):		THIRD DOWN EFFICIENCY		5-13-38.5%	4-12-33.3%
San Francisco: B. Purdy 40-26-312-1.		FOURTH DOWN EFFICIENCY		0-1-0.0%	0-0-0.0%
Miami: T. Tagovailoa 34-22-215-1.		TOTAL NET YARDS		374	381
RECEIVING (Rec-Yds-TD):		Total Offensive Plays		61	64
San Francisco: G. Kittle 8-106-0, D. Samuel 7-96-1, J. Jennings 4-51-0, R. Pearsall 4-37-0, K. Juszczyk 1-20-0, E. Saubert 1-2-1, P. Taylor 1-1-0.		Average gain per offensive play		6.1	6.0
Miami: D. Achane 6-70-0, J. Smith 6-62-0, T. Hill 3-29-1, M. Washington 3-28-0, R. Mostert 2-15-0, R. Cracraft 1-6-0, D. Smythe 1-5-0.		NET YARDS RUSHING		81	166
		Total Rushing Plays		18	30
		Average gain per rushing play		4.5	5.5
SACKS (Sk-Yds):		NET YARDS PASSING		293	215
San Francisco: None.		Sacks-Yards		3-20	0-0
Miami: C. Robinson 1-0-7, Z. Sieler 1-0-7, J. Brooks 1-0-6.		Gross yards passing		313	215
INTERCEPTIONS (Int-Yds):		ATTEMPTS-COMPLETIONS-INTS		40-26-1	34-22-0
San Francisco: None.		Avg. gain per pass play		6.8	6.3
Miami: K. Kohou 1-0.		PUNTS NUMBER AND AVG.		4-45.0	2-49.0
		Net Punting Average		41.3	45.0
FORCED FUMBLES:		TOTAL RETURN YARDAGE		8	15
San Francisco: None.		No. and Yards Punt Returns		1-8	2-15
Miami: None.		No. and Yards Kickoff Returns		0-0	1-32
		No. and Yards Int. Returns		0-0	1-0
FUMBLE RECOVERIES (No-Yds):		PENALTIES Number and Yards		11-90	6-45
San Francisco: None.		FUMBLES Number and Lost		0-0	1-0
Miami: T. Tagovailoa 1-0.		RED ZONE EFFICIENCY		2-5-40.0%	1-3-33.3%
		GOAL TO GO EFFICIENCY		1-2-50.0%	1-1-100.0%
		TIME OF POSSESSION		26:54	33:06



## 2024 GAME RECAPS

WEEK 17

DEC. 29, 2024 | CLEVELAND, OHIO  
HUNTINGTON BANK FIELD  
ATTENDANCE: 67,942 | TV: CBS

MIAMI 20	CLEVELAND 3
----------	-------------

The Miami Dolphins kept their playoff hopes alive on Sunday afternoon, defeating Cleveland 20-3 at Huntington Bank Field. With the win, the Dolphins climb to 8-8 on the season and are just one game back from the final AFC wild card spot. Miami's defense disrupted Cleveland all game long. The Browns totaled just 276 yards of offense, with QB Dorian Thompson-Robinson completing 24 of his 47 passing attempts (51.1 pct.) for only 170 yards and an interception.

QB Tyler Huntley was dynamic in his fourth start of the season, making plays with both his arm and his legs. He ended the game completing 22-of-26 passes (84.6 pct.) for 225 yards and a touchdown, adding a game-high 52 rushing yards and a touchdown on seven carries (7.4 avg.).

Huntley started out the game strong, completing six of his first seven passes. He led Miami into scoring position on its second drive of the game, with K Jason Sanders nailing a 54-yard field goal to give the Dolphins an early 3-0 lead with 5:46 left in the first quarter. This was Sanders' ninth consecutive made field goal from 50-plus yards away, bringing his season total from such a distance to 12-of-14.

The Browns answered on their next offensive possession, as Thompson-Robinson and RB Jerome Ford led a 14-play, 66-yard drive that took up 7:20 of game time. Cleveland was able to move the ball inside of Miami's 10-yard line, but the defense held strong in the goal-to-go situation, forcing K Dustin Hopkins into a 25-yard field goal.

Punts from both teams maintained the 3-3 stalemate well into the second quarter when LB Tyrel Dodson, who had a game-high 15 tackles on the evening, made a pivotal defensive play for the Dolphins. On a first-and-10 pass intended for WR Jerry Jeudy, Dodson dropped back into coverage and picked off Thompson-Robinson at the 50-yard line. Dodson, a six-year veteran, has recorded both of his two career interceptions over his seven games this season with Miami.

The Dolphins defense made another crucial play later in the second quarter, stuffing RB D'Onta Foreman on fourth-and-1 to retain possession of the ball with 45 seconds left in the first half. Huntley led Miami into field goal position on this quick drive, completing passes of 12, seven and nine yards to rookie WR Malik Washington to set up a 39-yard field goal by Sanders as time expired to extend the lead to 6-3 at halftime.

Huntley continued his precise passing coming out of the break. He completed all four of his passes on Miami's first drive of the second half, with a 16-yard strike to WR River Cracraft presenting the Dolphins with their first trip to the red zone of the game. On the ensuing play, Huntley scrambled past the line of scrimmage and ran 13 yards into the end zone for a touchdown to widen Miami's lead to 13-3 with 11:04 remaining in the third quarter. This was Huntley's second rushing touchdown of the season.

The Dolphins defense continued to make big-time plays throughout the second half, including a strip sack by LB Emmanuel Ogbah that was recovered by DT DaShawn Hand, as well as a fourth-down stop in the red zone that preserved Miami's 10-point lead in the fourth quarter.

The offense iced the game with 3:38 left in the fourth, as Huntley connected with TE Jonnu Smith for a seven-yard score that gave the Dolphins a 20-3 lead. The touchdown was Smith's seventh receiving touchdown of the year, tying the single-season record by a Miami tight end. WR Tyreek Hill led the Dolphins with a team-high nine receptions for a game-high 105 yards (11.7 avg.). Washington had four receptions for 41 yards (10.3 avg.).

### GAME STATISTICS

#### RUSHING (Att-Yds-TD):

Miami: T. Huntley 7-52-1, D. Achane 10-25-0, J. Wilson Jr. 3-5-0, R. Mostert 6-3-0, M. Washington 1-(-11)-0.  
Cleveland: D. Foreman 13-49-0, P. Strong, 5-33-0, J. Ford 6-22-0, D. Thompson-Robinson 4-10-0.

#### PASSING (A-C-Y-TD-I):

Miami: T. Huntley 26-22-225-1-0.  
Cleveland: D. Thompson Robinson 47-24-170-0-1.

#### RECEIVING (Rec-Yds-TD):

Miami: T. Hill 9-105-0, M. Washington 4-41-0, J. Smith 3-26-1, R. Mostert 2-16-0, D. Achane 2-13-0, R. Cracraft 1-16-0, D. Eskridge 1-8-0.  
Cleveland: J. Jeudy 12-94-0, J. Akins 6-49-0, P. Strong 3-15-0, B. Whiteheart 1-8-0, M. Woods 1-3-0, E. Moore 1-1-0.

#### SACKS (Sk-Yds):

Miami: E. Ogbah 1.0-8.  
Cleveland: M. Garrett 2.0-7, I. McGuire 1.0-7, C. Thomas 1.0-5.

#### INTERCEPTIONS (Int-Yds):

Miami: T. Dodson 1-0.  
Cleveland: None.

#### FORCED FUMBLES:

Miami: E. Ogbah 1.  
Cleveland: None.

#### FUMBLE RECOVERIES (No-Yds):

Miami: D. Hand 1-0, T. Huntley 1-0.  
Cleveland: None.

TEAM STATS	MIA	CLE
FIRST DOWNS	18	18
By Rushing	4	8
By Passing	12	7
By Penalty	2	3
THIRD DOWN EFFICIENCY	2-11-18.2%	7-17-41.2%
FOURTH DOWN EFFICIENCY	0-1-0.0%	0-4-0.0%
TOTAL NET YARDS	280	276
Total Offensive Plays	57	76
Average gain per offensive play	4.9	3.6
NET YARDS RUSHING	74	114
Total Rushing Plays	27	28
Average gain per rushing play	2.7	4.8
NET YARDS PASSING	206	162
Sacks-Yards	4-19	1-8
Gross yards passing	225	170
ATTEMPTS-COMPLETIONS-INTS	26-22-0	47-24-1
Avg. gain per pass play	6.9	3.4
PUNTS NUMBER AND AVG.	7-43.9	5-50.0
Net Punting Average	36.9	42.4
TOTAL RETURN YARDAGE	38	9
No. and Yards Punt Returns	3-38	1-9
No. and Yards Kickoff Returns	0-0	1-23
No. and Yards Int. Returns	1-0	0-0
PENALTIES Number and Yards	11-94	9-84
FUMBLES Number and Lost	1-0	1-1
RED ZONE EFFICIENCY	2-2-100.0%	0-3-0.0%
GOAL TO GO EFFICIENCY	1-1-100.0%	0-2-0.0%
TIME OF POSSESSION	30:41	29:19



# 2024 GAME RECAPS

WEEK 18

JAN. 5, 2025 | EAST RUTHERFORD, N.J.  
METLIFE STADIUM  
ATTENDANCE: 68,818 | TV: FOX

MIAMI 20	N.Y. JETS 32
----------	--------------

Miami started off their season finale by scoring the first six points of the game, but ultimately fell 32-20 to the N.Y. Jets on Sunday afternoon at MetLife Stadium.

The defense ignited Miami's first scoring drive. On the Jets' first offensive play, S Jevon Holland deflected a pass from QB Aaron Rodgers that was picked off by LB Tyrel Dodson, marking his second interception in the last two games and his third takeaway of the season. K Jason Sanders finished off the ensuing Miami drive with a 26-yard field goal to give the Dolphins a 3-0 lead with 11:46 remaining in the first quarter. Both defenses came away with stops on their next three possessions, which led to Miami's longest scoring drive of the game.

Starting at their own 14-yard line, Miami went 76 yards on nine plays – which included a 61-yard run by RB De'Von Achane – and ended the drive with a 28-yard field goal by Sanders to end the first quarter. The Jets put together a strong second quarter after Miami won the initial 15 minutes of action. Touchdown drives of 79 and 39 yards, both capped off by passes from Rodgers, gave the Jets a 15-6 lead at halftime.

Following a Miami fumble on their opening drive of the second half, the Jets widened their lead to 18-6 with a 20-yard field goal by K Greg Joseph to end a 10-play, 47-yard drive. Down by two possessions, the Dolphins answered with a 14-play, 78-yard scoring drive that took up 7:23 of game time. On this scoring drive, QB Tyler Huntley completed 5-of-7 passes for 53 yards. Achane, who finished the evening with 11 carries for 121 yards (11.0 avg.), ran in the 15-yard rushing touchdown to bring the Dolphins within five of the Jets' lead with 14:12 remaining in the fourth quarter.

This began a streak of four consecutive scoring possessions in the final quarter. Following a Jets touchdown, Miami answered with another touchdown of their own. Huntley found TE Jonnu Smith in the end zone for a four-yard score with 5:21 remaining in the fourth. This gave Smith his eighth receiving touchdown of the season, which is the most by a tight end in franchise history. He now holds the single-season franchise record for receptions, receiving yards and touchdowns by a tight end. The Jets extended their lead once more with a nine play, 70-yard touchdown drive that gave New York a 12-point lead with 2:30 left in the game.

On the evening, Huntley completed 25-of-41 passes for 227 yards (61.0 pct.), one touchdown and two interceptions, adding three carries for 16 yards (5.3 avg.). Achane's 121 rushing yards were a season-high and the most he's had in a game since Week 5 of the 2023 campaign. Smith led all pass catchers with a game-high nine receptions for 56 yards (6.2 avg.) and a score. Rookie WR Malik Washington caught four passes for 48 yards (12.0 avg.) and added three kickoff returns for 122 yards (40.7 avg.), including a career-high 67-yard return in the second quarter. DT Zach Sieler ended a very productive 2024 campaign with six tackles, two quarterback hits and 1.5 sacks. DT Calais Campbell recorded a sack of his own, while LB Emmanuel Ogboh added a 0.5 sack.

## GAME STATISTICS

### RUSHING (Att-Yds-TD):

Miami: D. Achane 11-121-1, T. Huntley 3-16-0, J. Waddle 1-6-0, J. Wright 6-(-4)-0, J. Wilson 2-(-4)-0.  
N.Y. Jets: B. Hall 12-57-0, I. Davis 4-41-0, B. Allen 4-15-0, X. Gipson 1-5-0, G. Wilson 1-0-0.

### PASSING (A-C-Y-TD-I):

Miami: T. Huntley 41-25-227-1-2.  
N.Y. Jets: A. Rodgers 36-23-274-4-1, A. Lazard 1-0-0-0-0.

### RECEIVING (Rec-Yds-TD):

Miami: J. Smith 9-56-1, M. Washington 4-48-0, J. Waddle 4-44-0, R. Cracraft 4-38-0, A. Ingold 2-21-0, T. Hill 2-20-0.  
N.Y. Jets: D. Adams 6-88-1, G. Wilson 4-51-0, A. Lazard 3-71-1, B. Hall 3-15-1, K. Yeboah 2-20-0, T. Conklin 2-16-1, B. Allen 2-8-0, J. Ruckert 1-5-0.

### SACKS (Sk-Yds):

Miami: Z. Sieler 1.5-4.5, C. Campbell 1.0-9, E. Ogboh 0.5-3.5.  
N.Y. Jets: B. Hector 1.0-6, J. Kinlaw 1.0-5, W. McDonald 0.5-6, H. Reddick 0.5-6.

### INTERCEPTIONS (Int-Yds):

Miami: T. Dodson 1-7.  
N.Y. Jets: A. Davis 2-18.

### FORCED FUMBLES:

Miami: None.  
N.Y. Jets: J. Kinlaw 1, H. Reddick 1, Q. Williams 1.

### FUMBLE RECOVERIES (No-Yds):

Miami: None.  
N.Y. Jets: Q. Williams 1-4, S. Thomas 1-0.

TEAM STATS	MIA	NYJ
FIRST DOWNS	21	22
By Rushing	7	7
By Passing	14	14
By Penalty	0	1
THIRD DOWN EFFICIENCY	3-12-25.0%	5-12-41.7%
FOURTH DOWN EFFICIENCY	3-3-100.0%	1-2-50.0%
TOTAL NET YARDS	334	375
Total Offensive Plays	68	62
Average gain per offensive play	4.9	6.0
NET YARDS RUSHING	135	118
Total Rushing Plays	23	22
Average gain per rushing play	5.9	5.4
NET YARDS PASSING	199	257
Sacks-Yards	4-28	3-17
Gross yards passing	227	274
ATTEMPTS-COMPLETIONS-INTS	41-25-2	37-23-1
Avg. gain per pass play	4.4	6.4
PUNTS NUMBER AND AVG.	3-40.3	4-39.3
Net Punting Average	36.7	38.8
TOTAL RETURN YARDAGE	9	29
No. and Yards Punt Returns	1-2	2-11
No. and Yards Kickoff Returns	4-141	1-20
No. and Yards Int. Returns	1-7	2-18
PENALTIES Number and Yards	4-32	6-35
FUMBLES Number and Lost	5-2	1-0
RED ZONE EFFICIENCY	2-5-40.0%	4-5-80.0%
GOAL TO GO EFFICIENCY	1-2-50.0%	2-3-66.7%
TIME OF POSSESSION	32:04	27:56



**BIOS**



## STEPHEN ROSS

CHAIRMAN OF THE BOARD / MANAGING GENERAL PARTNER

COLLEGE: MICHIGAN

NFL: 17TH SEASON

DOLPHINS: 17TH SEASON

Stephen M. Ross, Chairman and Founder of Related Ross and Non-Executive Chairman and Founder of Related Companies, the most prominent privately-owned real estate firm in the United States, first invested in the Miami Dolphins in February 2008, and in 2009, assumed the responsibilities of managing general partner of both the Miami Dolphins and Hard Rock Stadium. The role is the culmination of one of his long-held dreams -- Ross grew up in South Florida and the Dolphins have been a lifetime passion for him.

Throughout the Dolphins organization, Ross' ethos of building a first-class team on and off the field is etched deep. His more than \$1 billion of private investment in Hard Rock Stadium and its surrounding properties has transformed the iconic venue into a global entertainment destination that showcases the best Miami has to offer. From world-class dining to arts, culture and luxury hospitality, Hard Rock Stadium now delivers an elevated guest experience that is unparalleled in professional sports. As a result of the privately-funded renovation, Hard Rock Stadium attracted and secured Super Bowl LIV -- which coincided with the 100th season of the NFL -- the 2021 and 2026 College Football Playoff National Championships, Formula 1® Crypto.com Miami Grand Prix, 2026 FIFA World Cup, major concerts, international soccer matches and a host of world-class events.

With football, Ross has demonstrated a steadfast commitment to provide coaches, support staff and players the necessary resources to build a winning team that will compete consistently for championships. He invested \$135 million into the state-of-the-art Baptist Health Training Complex, which opened in July 2021. Completed by Moss Construction with interior design by Rockwell Group and architecture by ROSSETTI, the 217,200 square-foot best-in-class venue was meticulously planned to create a contemporary, welcoming training environment for coaches, players, and staff. It includes a 92,200 square foot indoor field, two full natural grass outdoor fields, a two-story weight room with a cardio deck, a state-of-the-art hydrotherapy area, cryotherapy and isolation tanks and much more.

In the annual NFLPA Player Team Report Cards survey, Ross received the highest ownership grade among all NFL team owners and the Dolphins were ranked first among all 32 teams in 2024, which scores the player experience in a variety of categories. As a result of Ross' investment, the Dolphins received an A-or-higher rating in all 11 categories, including first overall in weight room, training room and training staff, food/cafeteria and team travel. In 2023, the team was ranked second in the NFL in this survey. Ross has also invested in the players' personal and professional development off the field, creating and funding the Dolphins Business Combine, an annual three-day event which allows players to meet with business leaders across a variety of industries and receive training on topics like personal finance, real estate and investments.

In 2016, Ross named Chris Grier as general manager and in 2019 gave him full control of football operations. The team has quickly improved under Grier's leadership, including four consecutive winning seasons (2020-23), marking a first for the franchise since 2000-03. In 2022, Ross made an innovative hire at head coach, selecting Mike McDaniel, who at the time had not received a head coach interview request from another team. Ross identified McDaniel's ingenuity, authentic leadership and outside-the-box thinking as notable traits for a head coach, and in his first two years with the franchise, McDaniel led the team to the playoffs, something Miami had not done in more than 20 years.

Ross, as a sports entrepreneur, is known for his attention to detail and thinking outside the box. He is responsible for orchestrating El Clásico Miami -- the first-ever match between archrivals FC Barcelona and Real Madrid C.F. in North America -- which stands as the highest revenue grossing soccer match in U.S. history. When the Miami Open tennis tournament began to explore leaving its long-time home in Key Biscayne, Florida, Ross stepped in to propose hosting the tournament at Hard Rock Stadium, building a custom tennis complex that is now considered one of the best in professional tennis in terms of guest experience and player amenities.

In April 2021, Ross became the Chairman and Owner of the Formula 1® Crypto.com Miami Grand Prix. The circuit is 5.41km, has 19 corners, three straights and three DRS zones with an estimated top speed of 320km/h. Hard Rock Stadium sits at the heart of the circuit. Ross and Managing Partner of the Formula 1® Crypto.com Miami Grand Prix, Vice Chairman and CEO Tom Garfinkel worked with specialist designers to create a racetrack that provides great racing and unique fan experiences that are reflective of the diverse and

dynamic nature of Miami. The inaugural race was named the Best New Event of 2022 by the Sports Business Journal, and in its first three years, the event has delivered an estimated economic impact of more than \$1 billion to the South Florida community.


Ross is deeply committed to supporting and uniting the community that supports the Dolphins. Under his stewardship, the Dolphins have raised more than \$75 million for local cancer research through the Dolphins Cancer Challenge. In June 2020, Ross and the Miami Dolphins Foundation announced a year-long Food Relief Program with a \$3 million investment and an additional \$1 million from the Lennar Foundation. The initiative provided 1,000 meals each day from Centerplate and local minority-owned restaurants to churches, community groups and those in need during the pandemic.

In August 2019, Ross was inducted into the National Football Foundation Leadership Hall of Fame. The prestigious award recognizes the country's most influential individuals who have ascended to the highest levels of success and exhibited the critical leadership qualities that transcend ordinary enterprises.

Furthermore, Ross has used his platform to harness the unifying power of sport to advance race relations across the country through the establishment of the nonprofit Ross Initiative in Sports for Equality (RISE). The organization's efforts have been so impactful that RISE was recognized in 2017 by ESPN's Humanitarian Awards with the Stuart Scott ENSPIRE Award. The award celebrates those who have taken risk and used an innovative approach to help the disadvantaged through the power of sports. Ross' efforts through RISE were honored as they personify the ethos of fairness, ethics, respect and fellowship with others. This also connects to Ross' vision of the Dolphins' FOOTBALL UNITES™ program to effectuate positive social change. Under his leadership, the Dolphins organization actively embraces the diversity and intersections that make up South Florida, working with groups to improve relationships and foster understanding. In February 2020, the Miami Dolphins were honored by the Fritz Pollard Alliance with the Paul J. Tagliabue Award for their leadership in advancing diversity. Ross was among Sports Business Journal's Leaders in Diversity and Inclusive Hiring honorees in March 2021.

In May 2013, Ross pledged to give more than half of his estate to philanthropic causes and charitable organizations, including South Florida-based institutions. The commitment was made through the Giving Pledge, a long-term global initiative that aims to inspire deeper engagement in philanthropy and increase charitable giving globally.

Ross graduated from the University of Michigan with a Bachelor of Business Administration degree and from Wayne State University Law School with a Juris Doctor degree. He later received a Master of Laws in Taxation from New York University School of Law. In 2004, the University of Michigan renamed its business school the Stephen M. Ross School of Business at the University of Michigan and in 2011, the school awarded him an honorary Doctor of Laws degree at its commencement.



Chris Grier is the general manager of the Miami Dolphins, a title he's held since 2016, and oversees personnel and all football operations for the club. The 2024 campaign marked his 25th season with the franchise, rising from area scout to national scout, director of college scouting and general manager during that time.

The Dolphins have improved under Grier's leadership, posting four consecutive winning seasons from 2020-23, a feat the franchise had not accomplished in more than 20 years. The Dolphins also reached the postseason in back-to-back seasons in 2022 and 2023, something Miami hadn't done since 2000-01.

Grier has utilized all avenues to acquire talented players – providing both star power and depth to the roster. Among the starters on the 2024 Dolphins team, half of them were either drafted by Miami or identified and signed as undrafted college free agents. Grier acquired several impact players via free agency, such as tight end Jonnu Smith, center Aaron Brewer, linebackers Jordyn Brooks and Anthony Walker Jr. and decorated veterans such as defensive tackle Calais Campbell and safety Jordan Poyer. The team continued to lean on players acquired via blockbuster trade, like wide receiver Tyreek Hill and cornerback Jalen Ramsey, while also benefitting from an exceptional season by defensive tackle Zach Sieler, who was acquired off

waivers by the Dolphins in 2019, and notable play from the 2024 rookie class. Grier also signed homegrown talents like wide receiver Jaylen Waddle and quarterback Tua Tagovailoa to long-term contract extensions ahead of the year, securing their production for years to come.

In 2024, the Dolphins won six of their last nine games after opening the season with a 2-6 record and improved in nearly every metric over the second half of the year. Miami was one of four teams to have three 700-plus receivers and the only team to have three players with 75+ receptions this season. Tagovailoa led the league with a 72.9 completion percentage, which set a single-season franchise record and was the third-best mark in NFL history.

Smith rewrote the Dolphins record book as he set franchise records by a tight end in receptions (88), receiving yards (884) and receiving touchdowns (8). Running back De'Von Achane, who Grier selected in the second round of the 2023 NFL Draft, set franchise records in receptions (78) and receiving touchdowns (6) by a running back and added the third-most scrimmage yards (1,499) by a running back in franchise history. Waddle eclipsed 4,000 career receiving yards, while Hill led the team in receiving yards for the third-consecutive year.

Miami's defense also had success in 2024 as it finished fourth in total defense (314.4) and was the only team to not allow a 100-yard rusher this season. Sieler recorded 10-plus sacks (10.0) for the second consecutive season, becoming the first Dolphin to do so since Cameron Wake (2016-17). Brooks recorded the most tackles (143) by a Dolphin since Zach Thomas. Campbell served as a leader both on and off the field for Miami, notching 5.0 sacks as a team captain in his 17th season, while Poyer led the defensive backs in tackles (98). Linebacker Tyrel Dodson, who Grier claimed off waivers from Seattle in Week 11, was the only linebacker in the NFL to tally three interceptions on the season, which he accomplished in the final eight games. Linebacker Chop Robinson, Miami's first-round selection (21st overall) in 2024, recorded the fifth-most sacks (6.0) by a rookie in franchise history.

On special teams, kicker Jason Sanders had a career year in 2024, with 37 field goals made, including 27 consecutive to close the season, a franchise record. Sanders also made nine-consecutive field goals of more than 50 yards, included several game-winning or game tying kicks, and was the only kicker in the NFL to make at least one field goal in all 17 games.

The 2023 Dolphins won 11 games for the first time since 2008. Miami led the NFL in total offense (401.3) for the first time since 1994 and ranked second in scoring offense (29.2). Miami also had a top 10 defense (10th, 318.3 yards allowed per game) for the first time since 2010. Tagovailoa, who Grier selected fifth overall in the 2020 NFL Draft, became the first Dolphin to lead the league in passing yards (4,624) since 1992 (Dan Marino). Hill, who Grier swung a blockbuster trade for in 2022, became the first Dolphin to ever lead the league in receiving yards (1,799), which was a new single-season franchise record, surpassing his own mark of 1,710 from 2022. Running back Raheem Mostert, a free agent signing in 2022, also broke team records for rushing touchdowns (18) and total touchdowns (23).

Tagovailoa (4,624 passing yards), Mostert (1,012 rushing yards), Hill (1,799 receiving yards) and Waddle (1,014 receiving yards), who was drafted by Grier with the sixth overall pick in the 2021 NFL Draft, all hit major yardage milestones in 2023. It was the first time in Dolphins history the team had a 4,000-yard passer, 1,000-yard rusher and two 1,000-yard receivers in the same season. Mostert became the oldest 1,000-yard rusher in the NFL since 2018 (Adrian Peterson) and Waddle became the first player in team history with three straight 1,000-yard receiving seasons.

Defensively, the Dolphins shattered the team sacks record of 49.0 (1983 and 2005) with 56.0 sacks. Sieler, who signed to a contract extension shortly before the 2023 season, became the first Dolphins defensive tackle to ever top double-digit sacks (10.0) in a season. Chubb, who Grier traded for during the 2022 season, had 11.0 sacks, the most by a Dolphin since 2017 (Cameron Wake). It was the first time Miami had teammates with double-digit sacks in the same season since 2003.

Grier put together a 2023 roster that included 10 different players with a combined 33 Pro Bowl appearances, and six of the NFL's top 100 players according to the NFL's Top 100 list, as voted by the players.

Miami had six players selected to the Pro Bowl in 2023, tied for second-most in the AFC and tied for fourth-most in the NFL. Three of those selections were first-time Pro Bowl players in Tagovailoa, Mostert and fullback Alec Ingold, who Miami also signed as a free agent in 2022 and was extended at the start of the 2023 season. Hill was a unanimous first-team All-Pro selection and named to his eighth straight Pro Bowl. Grier traded for Ramsey in the 2023 offseason and he earned his seventh consecutive Pro Bowl selection despite missing the first seven games of the season due to injury. Miami's sixth Pro Bowl selection was tackle Terron Armstead, who Grier signed as an unrestricted free agent in 2022 and has been a captain and Pro Bowl selection in both seasons with the Dolphins.

The Dolphins finished the 2022 season with a 9-8 record and secured a playoff berth for the first time since 2016 and just the third time in the past 20 seasons. With a talented roster and under new head coach Mike McDaniel, the Dolphins finished with a top 10 total offense for the first time since 1995, ranking sixth (364.5 yards per game). Miami was second in yards per play (6.1) and fourth in passing offense (265.4) despite starting three different quarterbacks for multiple games for the first time since 2007 and playing the third-most difficult schedule (.537) in the NFL.

Tagovailoa had his best season to date in 2022, becoming the youngest NFL quarterback since Dan Marino in 1984 to lead the league in passer rating (105.5). Tagovailoa also led the NFL in red zone passer rating (112.2), third-down passer rating (130.1) and yards per attempt (8.9).

In Hill's first season with the team, he shattered his career highs and the franchise's single-season records for receiving yards (1,710) and receptions (119), finishing second in the league in both. His 1,710 receiving yards were 321 more than the previous Dolphins record that stood for nearly 40 years (Mark Clayton, 1,389 yards in 1984). It was also the most receiving yards by any player in NFL history on his first season with a new team. He earned first-team All-Pro honors and was selected to his seventh consecutive Pro Bowl.

Grier selected Waddle in the first round of the 2021 NFL Draft (sixth overall) and he put together one of the best seasons by a receiver in Dolphins history in 2022 following a historic rookie campaign in 2021. Waddle caught 75 passes for 1,356 yards and eight touchdowns. His 18.1 yards per catch led the NFL while his 1,356 receiving yards were third in Dolphins history.

Hill and Waddle combined for 3,066 receiving yards, which was the third-most by a pair of teammates in a season in NFL history.

Miami's defense also had success in 2022 as it finished fourth in the league in rush defense (103.0). Defensive tackle Christian Wilkins, who Grier drafted in the first round (13th overall) in the 2019 NFL Draft, recorded a career-high 98 tackles. His 98 stops were the most in a season by an NFL defensive lineman since 1994. Linebacker Jaelan Phillips, a first-round pick (18th overall) of Grier's in 2021, led the team in sacks for the second straight season with 7.0. Cornerback Xavien Howard (2016, second round) earned his fourth Pro Bowl selection.

In 2021, the Dolphins won eight of their final nine games, including their final six at home. Grier helped construct a defensive unit that featured eight starters drafted by the Dolphins and all 11 starters under the age of 30. The group scored five defensive touchdowns, its most in a single season since 2001. Miami swept New England for the first time since 2000 and had two AFC East sweeps (N.Y. Jets) for the first time since 2016.

Miami's 2021 draft class earned key roles immediately as four players were regular starters as rookies. Waddle broke the NFL's rookie receptions record, a mark that had stood for nearly 20 years, with 104 catches and became the first rookie in Dolphins history to total 1,000 receiving yards. Phillips broke Miami's rookie sack record and finished second among all NFL rookies in the statistic with 8.5. Safety Jevon Holland was the only player in the AFC in 2021 to have multiple sacks, interceptions and fumble recoveries. Offensive lineman Liam Eichenberg was one of just 10 NFL rookie offensive linemen to start at least 16 games.

Howard earned his third Pro Bowl selection in 2021 after intercepting five passes and scoring two defensive touchdowns. He became the eighth player in team history to have at least five interceptions in three different seasons. Wilkins totaled 89 tackles, which was tied for the most by any NFL defensive lineman since 2013 before he topped that figure in 2022.

In 2020, the Dolphins won 10 games for just the second time in the past decade despite having the second-youngest roster in the NFL. The five-game improvement from 2019 was tied for the best in the league that season and tied for the third-best in team history. The Dolphins set a team record by starting 10 different rookies that year, including eight in one game in a Week 15 win vs. New England.

With several offseason additions, Grier helped build one of the NFL's best defenses in 2020. Miami led the league in third-down defense (28.8 pct.) and takeaways (29) and finished sixth in scoring (21.1 points allowed per game).

Two of Grier's draft picks – Howard and kicker Jason Sanders (2018, seventh round) earned first-team All-Pro honors in 2020, marking the first time since 2006 (Zach Thomas and Jason Taylor) the Dolphins had two first-team All-Pro honorees in the same season. Defensive tackle Raekwon Davis was named to the PFWA's All-Rookie team after Grier selected him in the second round of the 2020 NFL Draft.

In 2019, when Grier was given full control of football operations, the Dolphins steadily improved despite having the youngest roster in the NFL, winning five of their final nine games. Wilkins led all rookie defensive linemen with 56 tackles, the fifth-most by an NFL rookie defensive lineman since 2015.

From 2016-18, Grier oversaw the draft and both pro and college scouting departments. In those three drafts, Grier selected seven different players who wound up earning top 10 contracts at their respective positions during their playing careers. He was responsible for the acquisition of multiple All-Pro and Pro Bowl players including Howard, Sanders, wide receiver/returner Jakeem Grant, tackle Laremy Tunsil and safety Minkah Fitzpatrick. Other notable selections included linebacker Jerome Baker and running back Kenyan Drake.

Baker was a third-round pick in 2018 and finished his rookie season tied for 11th among NFL rookies in tackles (76). He quickly took on a leadership role and was elected a team captain in 2019, just his second season in the league. Baker later became the first Dolphins player since at least 2000 to record 500-plus tackles in his first five seasons in the league.

In 2017, the Dolphins finished the season with 10 rookies on the active roster and four more on injured reserve or non-football illness lists. Miami was one of just three teams to play eight rookies on defense and one of just six to have at least four rookies start games on defense. Six undrafted rookie free agents contributed to the team that season. Defensive tackle Davon Godchaux finished his rookie campaign fourth among all NFL defensive linemen with 40 tackles (26 solo), despite being a fifth-round pick.

In his first draft as general manager in 2016, Grier selected Howard in the second round. In seven NFL seasons, Howard has earned a first-team All-Pro nod (2020), been selected to the Pro Bowl four times (2018, 2020-22), led the NFL in interceptions in one season (2020), tied for the NFL lead in interceptions in another (2018) and totaled more interceptions since he entered the league than any other NFL player.

The team also drafted Drake and Grant in 2016, who became just the second rookie duo in team history to combine for a kickoff return and punt return for a touchdown in the same season. In 2020, Grant earned second-team All-Pro honors as a returner.

Grier helped turn more than half the roster over in 2016, as the team entered training camp with more than 45 new players acquired during the offseason. The results were a four-game improvement from the previous season, the fifth-best mark in the NFL. The Dolphins finished 10-6 with a playoff berth, the team's best record and first playoff appearance since 2008.

As the team's director of college scouting (2007-15), Grier was part of a front office that discovered numerous Pro Bowl players. During that time, the Dolphins drafted seven players that combined for 14 Pro Bowl selections with the team. The list includes tackle Jake Long (2008-10), defensive tackle Paul Soliai (2011), punter Brandon Fields (2013), center Mike Pouncey (2013-15), safety Reshad Jones (2015, 2017), wide receiver Jarvis Landry (2015-17) and running back Jay Ajayi (2016).

Grier was also successful at finding value late in drafts. Jones, a fifth-round pick in 2010, was named the team's co-MVP following the 2015 season after he became the first player in team history to record at least 100 tackles, four interceptions and two sacks in a season. Ajayi was also a fifth-round pick (2015) and became the fourth player in NFL history to rush for 200 yards in three games during the same season. Ajayi's 1,272 rushing yards in 2016 were third-most in Dolphins history.

Prior to being the team's director of college scouting, Grier served as an area scout with the club from 2000-02, before being promoted to national scout/assistant director of college scouting in 2003. Miami won the AFC East during his first season with the team.

Grier started with the New England Patriots as an intern in 1994. He joined the club on a full-time basis the following year, serving as a regional scout until he joined the Dolphins in 2000. In 1996, Grier was part of a New England staff that won the AFC Championship. He helped scout several players for a Patriots roster that went on to win Super Bowls XXXVI, XXXVIII and XXXIX.

Grier has worked with several of football's most successful coaches and executives throughout his career and that has helped shape his football philosophy. His father, Bobby Grier, is the former vice president of player personnel for the Patriots and senior personnel advisor with the Houston Texans. Chris has also worked with and learned under Pro Football Hall of Fame coach Bill Parcells and legendary coaches Bill Belichick, Pete Carroll and Nick Saban.

Grier attended the University of Massachusetts-Amherst where he majored in journalism and played football for two years before injuries ended his career. He spent his final two years there as an undergraduate assistant.

Chris' brother, Michael, is currently the general manager of the NHL's San Jose Sharks. When Michael was appointed to the position in 2022, he became the first Black general manager in NHL history. Before his tenure in front offices, he played for the Edmonton Oilers, Washington Capitals, San Jose Sharks and Buffalo Sabres.

A native of Holliston, Mass., Grier and his wife, Paige, have two sons, Landon and Jackson.



Mike McDaniel was named the 11th head coach in team history on Feb. 7, 2022. The 2024 season marked McDaniel's 18th in the NFL and third as a head coach.

McDaniel led the team to the postseason in both 2022 and 2023, which marked Miami's first back-to-back playoff appearances in more than 20 years (2000-01). In doing so, McDaniel became just the third head coach in Dolphins history to make back-to-back playoff appearances in his first two seasons, joining Don Shula (1970-71) and Dave Wannstedt (2000-01).

Miami has made big strides in three years under McDaniel. In 2024, the Dolphins were one of four teams to have three players with 700-plus receiving yards, and the only team to have three players with 75-plus receptions. With McDaniel as the play-caller, the offense set a franchise record in team receptions (413) and finished with the fourth-best average time of possession (31:43) in franchise history. Quarterback Tua Tagovailoa led the NFL in completion percentage (72.9) and red zone passer rating (120.2). His completion

percentage was the best mark in franchise history and third best in NFL history. Tight end Jonnu Smith had the best season of his career and broke team records by a tight end for receptions (88) and receiving yards (884), which stood since 2004 (Randy McMichael), and receiving touchdowns (8). Running back De'Von Achane tallied the third-most scrimmage yards (1,499) by a running back in franchise history, and became the first Dolphin to record at least 750 rushing yards and 500 receiving yards in a single season. Achane led NFL running backs in both receptions and receiving yards, while setting franchise records in receptions (78) and receiving touchdowns (6) by a running back.

Miami's defense was among the top in the NFL in 2024, finishing fourth in total defense (314.4) which was the best mark in franchise history since 2010 and the first top five finish since 2006. The unit finished ninth in run defense (103.7) and was the only team to not allow a 100-yard rusher this season. Miami has not allowed a 100-yard rusher since Week 1 of the 2023 season. The 33-game streak is the longest active streak in the NFL and longest streak in franchise history since a 38-game streak (1970-73). Defensive tackle Zach Sieler recorded 10-plus sacks (10.0) for the second consecutive season, becoming the first Dolphin to do so since Cameron Wake (2016-17). His 10.0 sacks in 2024 were the second-most among interior defensive linemen in the NFL and tied himself for the most by a defensive tackle in franchise history. Defensive tackle Calais Campbell became the only player aged 38 or older to record 5-plus sacks (5.0) in franchise history. Linebacker Jordyn Brooks led the team in tackles (143), which were the most by a Dolphin since Zach Thomas (2006).

On special teams, kicker Jason Sanders had a career year in 2024, with 37 field goals made, including 27 consecutive to close the season, a franchise record. Sanders also made nine-consecutive field goals of more than 50 yards, included several game-winning or game tying kicks, and was the only kicker in the NFL to make at least one field goal in all 17 games.

In 2023, the Dolphins recorded their first 11-win season in 15 years and led the league in total offense (401.3) for the first time since 1994, with McDaniel serving as the offensive play-caller. The unit also led the league in passing offense (265.5), yards per carry (5.1) and quarterback hits allowed (59), while finishing second in scoring offense (29.2). Tagovailoa led the NFL in passing yards (4,624), something a Miami quarterback had not done since 1992 (Dan Marino). Running back Raheem Mostert (1,012) had his first 1,000-yard rushing season at 31 years old and broke team records for rushing touchdowns (18), which stood since 2002 (Ricky Williams), and total touchdowns (21), which stood since 1984 (Mark Clayton). Wide receiver Tyreek Hill (1,799) had the seventh-most receiving yards in NFL history and broke his own team record set a season ago. Wide receiver Jaylen Waddle (1,014) became the first player in team history to post three consecutive 1,000-yard receiving seasons. It was the first time in team history that Miami had a 4,000-yard passer, 1,000-yard rusher and two 1,000-yard receivers in the same season.

McDaniel helped six Dolphins reach the Pro Bowl – Hill, Tagovailoa, Mostert, fullback Alec Ingold, tackle Terron Armstead and cornerback Jalen Ramsey – something the team had not accomplished since 2002. Tagovailoa became the first Dolphins quarterback to be selected to the Pro Bowl since Dan Marino in 1995. Ingold and Mostert also earned their first career Pro Bowl nods. In addition to his eighth straight Pro Bowl, Hill earned unanimous first-team All-Pro honors.

Miami's defense also improved in McDaniel's second season. The unit finished in the top 10 in total defense (10th, 318.3) for the first time since 2010. Miami posted a team-record 56.0 sacks and defensive tackle Zach Sieler became the first defensive tackle in Dolphins history with double-digit sacks (10.0) in a season. Miami had a sack in all 17 regular-season games and had four interceptions returned for a touchdown, the second-most in single-season team history. The Dolphins had a takeaway in 12 consecutive games to finish the season, including the playoff game.

In his first season at the helm, McDaniel became the fifth coach in Dolphins history to lead his team to the playoffs and just the sixth to post a winning record (9-8) in his first year. Under his leadership, four players earned Pro Bowl selections – Armstead, Hill, linebacker Bradley Chubb and cornerback Xavier Howard. It marked the team's most Pro Bowl selections since 2016. McDaniel led the team to a playoff berth for the first time since 2016 despite starting three different quarterbacks throughout the season.

As the offensive play-caller, McDaniel helped the Dolphins offense finish in the top 10 for the first time since 1995. Miami averaged 364.5 yards per game, which ranked sixth in the league, and 6.14 yards per play, which was second. The Dolphins finished 11th in scoring offense (23.4 points per game), the team's best finish since 2014.

Several players had the best seasons of their career in their first year in McDaniel's offense. Tagovailoa led the NFL in passer rating (105.5), becoming the youngest NFL quarterback to do that since Dan Marino in 1984. He also led the league in red zone passer rating (112.2), third-down passer rating (130.1) and yards per attempt (8.9). Tagovailoa's 3,548 passing yards and 25 passing touchdowns were both career highs.

Hill broke an NFL record for most receiving yards in a player's first season with a new team with 1,710. That mark also broke Miami's single-season franchise record that stood for nearly 40 years (Mark Clayton, 1,389 yards in 1984). Hill's 119 receptions were also a Dolphins record and those two totals ranked second in the NFL in 2022. Hill earned his seventh consecutive Pro Bowl selection.

Another player who thrived in McDaniel's offense was Waddle. In his second NFL season, Waddle caught 75 passes for 1,356 yards and eight touchdowns, leading the league in yards per reception (18.1). His 1,356 receiving yards were third in single-season team history behind Hill and Clayton. Waddle nearly doubled his yards after catch under McDaniel, averaging 6.7 YAC per reception in 2022 compared to 3.5 in 2021.

Hill and Waddle combined for 3,066 receiving yards, which was the third-most by a pair of teammates in a

season in NFL history and more than two entire teams had in 2022.

Defensively, Miami ranked fourth in run defense, limiting opponents to 103.0 rushing yards per game. Defensive tackle Christian Wilkins played a big role in that as he totaled a career-high 98 tackles. His 98 stops were the most by an NFL defensive lineman in a season since 1994. Linebacker Elandon Roberts (104) and Sieler (70) also set career highs in tackles.

Prior to Miami, McDaniel spent five seasons (2017-21) with the San Francisco 49ers where he was the team's run game specialist in 2017 before being promoted to run game coordinator in 2018 and again to offensive coordinator in 2021.

In McDaniel's lone season as offensive coordinator, the 49ers finished seventh in the NFL in total offense (375.7 yards per game) and 13th in scoring offense (25.1 points per game) while advancing to the NFC Championship game. San Francisco's offense was balanced, ranking seventh in rushing (127.4) and 12th in passing (248.3). Wide receiver Deebo Samuel recorded 1,405 receiving yards, the most by a 49er since wide receiver Terrell Owens in 2001, and fifth-most in the NFL that season. The 49ers offense had four players earn Pro Bowl selections – Samuel, fullback Kyle Juszczyk, tight end George Kittle and tackle Trent Williams. Williams also earned All-Pro honors.

McDaniel served as San Francisco's run game coordinator from 2018-20. During that time, the 49ers were fifth in the NFL in rushing, averaging 127.0 yards per game, despite having a different leading rusher in all three seasons.

In 2020, San Francisco had several injuries at the running back position and still finished in the top half of the league with 118.1 rushing yards per game. Juszczyk and Williams earned Pro Bowl selections and Williams was also named All-Pro.

McDaniel helped the 49ers have one of the league's most effective rushing attacks in 2019 as San Francisco went 13-3, winning the NFC and advancing to Super Bowl LIV. The 49ers had the NFL's second-ranked rushing offense, averaging 144.1 yards per game. Juszczyk was named to the Pro Bowl at the end of the season.

In 2018, the 49ers had four different backs rush for at least 200 yards. Matt Breida's 5.32 yards per carry ranked fourth among all NFL players that season. The 49ers finished 13th in the league in rushing (118.9). Juszczyk was named to the Pro Bowl at the end of the season.

As run game specialist in 2017, McDaniel helped the 49ers rush for 1,662 yards and 15 rushing touchdowns in a season where they were forced to use three different starting quarterbacks due to injury. Juszczyk and tackle Joe Staley earned Pro Bowl selections.

Prior to San Francisco, McDaniel spent two seasons (2015-16) as an offensive assistant with the Atlanta Falcons. During his tenure, the Falcons had the second-best total offense (394.9) and third-best scoring offense (27.5) in the NFL. Atlanta's passing attack ranked second (284.5).

In 2016, Atlanta led the NFL in scoring, averaging 33.8 points per game, en route to finishing 11-5 and winning the NFC to advance to Super Bowl LI. The Falcons had the second-best total offense (415.8), third-best passing offense (295.3) and fifth-best rushing offense (120.5). Quarterback Matt Ryan passed for a franchise-record 4,944 yards, which was second in the NFL that season. Wide receiver Julio Jones was second in the league with 1,409 receiving yards. Four different Falcons earned Pro Bowl selections – Ryan, Jones, running back Devonta Freeman and center Alex Mack. Ryan, Jones and Mack also earned All-Pro honors.

The 2015 Falcons offense ranked sixth in passing (273.7) and seventh in total offense (374.1). Jones led the NFL with 1,871 receiving yards, a Falcons franchise record. Freeman, Jones and fullback Patrick DiMarco all earned Pro Bowl selections and All-Pro honors.

McDaniel spent the 2014 season as wide receivers coach for the Cleveland Browns. In his lone season there, wide receiver Andrew Hawkins had a career-high 824 yards. His receivers unit helped quarterback Brian Hoyer post the only 3,000-yard passing season of his career.

McDaniel's first job as an NFL position coach came in 2013 with Washington when he was promoted to wide receivers coach. Wide receiver Pierre Garçon had the best season of his 11-year NFL career, leading the NFL with 113 receptions.

McDaniel spent the 2011-12 seasons with Washington as an offensive assistant. On those staffs, McDaniel worked with current NFL head coaches Matt LaFleur (Green Bay), Sean McVay (L.A. Rams) and Kyle Shanahan (San Francisco).

In 2012, Washington led the league in rushing (169.3) and finished 10-6, winning the NFC East. The team was fourth in scoring offense (27.3) and fifth in total offense (383.2). Running back Alfred Morris rushed for 1,613 yards as a rookie selected in the sixth round. It was the third-highest rushing total by a rookie in NFL history and he earned second-team All-Pro honors.

From 2009-10, McDaniel served as running backs coach for the Sacramento Mountain Lions of the United Football League, where he worked for former NFL head coach, Dennis Green.

McDaniel was an offensive assistant for the Houston Texans from 2006-08 where he worked under three different offensive coordinators in three seasons – Troy Calhoun (2006), Mike Sherman (2007) and Kyle Shanahan (2008).

His first NFL coaching position came as a coaching intern with the Denver Broncos in 2005.

A native of Greeley, Colorado, McDaniel played wide receiver at Yale, where he graduated with a degree in history. He and his wife, Katie, have one daughter, Ayla.

## MIKE McDANIEL'S COACHING CAREER

2005	Denver Broncos	Coaching Intern
2006-08	Houston Texans	Offensive Assistant
2009-10	Sacramento (UFL)	Running Backs
2011-13	Washington Commanders	Offensive Assistant (2011-12)
		Wide Receivers (2013)
2014	Cleveland Browns	Wide Receivers
2015-16	Atlanta Falcons	Offensive Assistant
2017-21	San Francisco 49ers	Run Game Specialist (2017)
		Run Game Coordinator (2018-20)
		Offensive Coordinator (2021)
2022-present	Miami Dolphins	Head Coach





## 2024 MIAMI DOLPHINS OFFENSIVE COACHES



### FRANK SMITH

#### OFFENSIVE COORDINATOR


Born Feb. 21, 1981; Milwaukee, Wis. Offensive lineman Miami (Ohio) 1999-2003. No pro playing experience. College coach: Miami (Ohio) 2004-05, Butler 2006-09. Pro coach: New Orleans Saints 2010-14, Chicago Bears 2015-17, Oakland/Las Vegas Raiders 2018-20, Los Angeles Chargers 2021. Joined Dolphins in 2022.



### BUTCH BARRY

#### OFFENSIVE LINE

Born March 20, 1978; Sturgeon Bay, Wisc. Offensive lineman Central Michigan 1996-2000. No pro playing experience. College coach: Central Michigan 2002-03, 2010-14, Southwest Minnesota State 2004-05, Michigan Technological 2006-08, North Greenville 2009, Miami (FL) 2019. Pro coach: Tampa Bay Buccaneers 2015-18, Green Bay Packers 2020, San Francisco 49ers 2021, Denver Broncos 2022. Joined Dolphins in 2023.



### DARRELL BEVELL

#### QBs/PASS GAME COORDINATOR

Born Jan. 6, 1970; Yuma, Ariz. Quarterback Wisconsin 1992-95. No pro playing experience. College coach: Westmar 1996, Iowa State 1997, Connecticut 1998-99. Pro coach: Green Bay Packers 2000-05, Minnesota Vikings 2006-10, Seattle Seahawks 2011-17, Detroit Lions 2019-20 (interim head coach five games 2020), Jacksonville Jaguars 2021 (interim head coach four games, 2021). Joined Dolphins in 2022.



### JON EMBREE

#### ASST. HEAD COACH/TIGHT ENDS

Born Oct. 15, 1965; Los Angeles, Calif. Tight end Colorado 1983-86. Pro tight end Los Angeles Rams 1987-89. College coach: Colorado 1991, 1993-2002 and 2011-12 (head coach), UCLA 2003-05. Pro coach: Kansas City Chiefs 2006-08, Washington Redskins 2010, Cleveland Browns 2013, Tampa Bay Buccaneers 2014-16, San Francisco 49ers 2017-21. Joined Dolphins in 2022.



### ROB EVERETT

#### OFFENSIVE ASSISTANT

Born May 1, 1980; West Bloomfield, Mich. No college or pro playing experience. College coach: Bridgewater 2016-18, North Carolina 2022, Wisconsin 2023. Pro coach: Memphis Express (AAF) 2019. Joined Dolphins in 2024.



### PARKS FRAZIER

#### OFFENSIVE ASSISTANT

Born Nov. 20, 1991; Corinth, Miss. Quarterback Murray State 2012-14. No pro playing experience. College coach: Samford 2015, Middle Tennessee State 2015, Arkansas State 2016-17. Pro coach: Indianapolis Colts 2018-22, Carolina Panthers 2023. Joined Dolphins in 2024.



### CHANDLER HENLEY

#### SENIOR OFFENSIVE ASSISTANT

Born June 18, 1983; Littleton, Colo. Wide receiver Yale 2002-06. No pro playing experience. College coach: Vanderbilt 2014, Yale 2015-17. Pro coach: Tennessee Titans 2018-20, Atlanta Falcons 2021. Joined Dolphins in 2022.



### LEMUEL JEANPIERRE

#### ASSISTANT OFFENSIVE LINE

Born May 19, 1987; Orlando, Fla. Offensive lineman South Carolina 2007-10. Pro offensive lineman Seattle Seahawks 2011-15. Pro coach: Seattle Seahawks 2017, Oakland Raiders 2018-19. Joined Dolphins in 2020.



### JONATHAN KAUSE

#### OFFENSIVE ASSISTANT

Born Jan. 18, 1992; San Bernardino, Calif. Wide receiver Vanderbilt 2010-13. Pro wide receiver New England Patriots 2014, Philadelphia Eagles 2015, Tampa Bay Buccaneers 2016, San Diego Chargers 2016, Tennessee Titans 2016. College coach: Oregon 2018-20, UNLV 2021-22, San Diego State 2023. Pro coach: Joined Dolphins in 2024.



### MAX MCCAFFREY

#### OFFENSIVE ASSISTANT

Born May 17, 1994; Castle Rock, Colo. Wide receiver Duke 2012-15. Pro wide receiver Jacksonville Jaguars 2017, San Francisco 49ers 2018. College coach: Northern Colorado 2020-22. Pro coach: Joined Dolphins in 2023.



### ROMAN SAPOLU

#### OFFENSIVE ASSISTANT

Born March 12, 1992; Harbor City, Calif. Offensive lineman Oregon State 2011-14. No pro playing experience. College coach: Nebraska 2015-17, Idaho State 2018, Fresno State 2019-21, Hawai'i 2022-23. Pro coach: Joined Dolphins in 2024.



### ERIC STUTESVILLE

#### ASSOC. HEAD COACH/RBs

Born May 29, 1967; Madison, Wis. Defensive back Wisconsin-Whitewater 1985-88. No pro playing experience. College coach: Wingate 1994, Kent State 1995-96. Pro coach: Chicago Bears 1997-2000, New York Giants 2001-03, Buffalo Bills 2004-09, Denver Broncos 2010-17 (interim head coach four games 2010). Joined Dolphins in 2018.



### WES WELKER

#### WRs/PASS GAME SPECIALIST

Born May 1, 1981; Oklahoma City, Okla. Wide receiver Texas Tech 2000-03. Pro wide receiver San Diego Chargers 2004, Miami Dolphins 2004-06, New England Patriots 2007-12, Denver Broncos 2013-14, St. Louis Rams 2015. Pro coach: Houston Texans 2017-18, San Francisco 49ers 2019-21. Joined Dolphins in 2022.




## 2024 MIAMI DOLPHINS DEFENSIVE COACHES



### **ANTHONY WEAVER** **DEFENSIVE COORDINATOR**

Born July 28, 1980; Killeen, Texas. Defensive end Notre Dame 1998-2001. Pro defensive end Baltimore Ravens 2002-05, Houston Texans 2006-08. College coach: Florida 2010, North Texas 2011. Pro coach: New York Jets 2012, Buffalo Bills 2013, Cleveland Browns 2014-15, Houston Texans 2016-20, Baltimore Ravens 2021-23. Joined Dolphins in 2024.



### **MATHEIU ARAUJO** **CORNERBACKS**

Born April 22, 1993; Fall River, Mass. Defensive back Bridgewater State 2011-14. No pro playing experience. College coach: Springfield College 2016, Boston College 2017-18, Yale 2019-21. Pro coach: Joined Dolphins in 2022.



### **JOE BARRY** **LBs/RUN GAME COORDINATOR**

Born July 5, 1970, Murphysboro, Ill. Linebacker Michigan 1989-90, Southern California 1991-93. No pro playing experience. College coach: Southern California 1995 and 2010-11, Northern Arizona 1996-98, Nevada-Las Vegas 1999. Pro coach: San Francisco 49ers 2000, Tampa Bay Buccaneers 2001-06 and 2009, Detroit Lions 2007-08, San Diego Chargers 2012-14, Washington Redskins 2015-16, Los Angeles Rams 2017-20, Green Bay Packers 2021-23. Joined Dolphins in 2024.



### **AUSTIN CLARK** **DEFENSIVE LINE**

Born Aug. 3, 1990; Tampa, Fla. Defensive tackle California 2009-14. No pro playing experience. College coach: California 2014-15, Southern California 2016-17, Illinois 2018-19. Pro coach: Joined Dolphins in 2020.



### **KYNJEE' COTTON** **ASSISTANT DEFENSIVE LINE**

Born Oct. 4, 1990; Birmingham, Ala. Defensive lineman Alabama State 2008-11. No pro playing experience. College coach: Alabama State 2012, Alabama 2013, Alabama-Birmingham 2014, Birmingham Southern 2015, North Carolina 2016-17, West Georgia 2018, Samford 2019-21, Kennesaw State 2022, LSU 2023. Pro coach: Joined Dolphins in 2024.



### **RYAN CROW** **OUTSIDE LINEBACKERS**

Born Jan. 27, 1988; Kalamazoo, Mich. Linebacker Bowling Green State 2007-10. No pro playing experience. College coach: Florida 2010, Purdue 2011-13, Baldwin Wallace 2014-16, Ohio State 2017. Pro coach: Tennessee Titans 2018-23. Joined Dolphins in 2024.



### **BRIAN DUKER** **PASS GAME COORD./SECONDARY**

Born July 15, 1989; Baltimore, Md. Attended Towson. No college or pro playing experience. College coach: Towson 2007-10, Bryant 2011-12, Missouri 2013-14. Pro coach: Cleveland Browns 2015, San Francisco 49ers 2016, Baltimore Ravens 2018-20, Detroit Lions 2021-23. Joined Dolphins in 2024.



### **MATT O'DONNELL** **DEFENSIVE ASSISTANT**

Born April 15, 1990; Tipton, Iowa. Linebacker Brown 2008-11. No pro playing experience. College coach: Iowa 2012-13, Southern Mississippi 2014-15, Duke 2016-17, 21, Brown 2022-23. Pro coach: Houston Texans: 2018-20. Joined Dolphins in 2024.



### **SEAN RYAN** **DEFENSIVE ASSISTANT**

Born May 1, 1972, Hudson Falls, N.Y. Defensive back/linebacker Hamilton College 1991-94. No pro playing experience. College coach: Siena 1997, Albany 1998-99, Colgate 2000, Boston College 2001-02, Columbia 2003-05, Harvard 2006, South Carolina 2023. Pro coach: New York Giants 2007-15, Houston Texans 2016-18, Detroit Lions 2019-20, Carolina Panthers 2021-22. Joined Dolphins in 2024.



### **DESHAUN SHEARD** **ASSISTANT DEFENSIVE BACKS**

Born June 28, 1989; Palmdale, Calif. Defensive back Portland State 2008-11. Pro defensive back Seattle 2012-17, Detroit Lions 2018, New Orleans 2019. No college coaching experience. Pro coach: Seattle Seahawks 2021-23. Joined Dolphins in 2024.



### **RYAN SLOWIK** **DBs/PASS GAME SPECIALIST**

Born Dec. 27, 1980; Chicago, Ill. Safety Wisconsin Oshkosh 2002-03. No pro playing experience. College coach: Wisconsin-Oshkosh 2004, Tennessee 2017. Pro coach: Denver Broncos 2005-08, Arizona Cardinals 2009-2014, New York Jets 2015, Cleveland Browns 2016. Joined Dolphins in 2022.



## 2024 MIAMI DOLPHINS SPECIAL TEAMS COACHES



### **DANNY CROSSMAN**

#### **SPECIAL TEAMS COORDINATOR**

Born January 17, 1967, El Paso, Texas. Defensive back Kansas 1985, Pittsburgh 1987-89. Pro defensive back Washington Redskins 1990, Detroit Lions 1991-92. College coach: U.S. Coast Guard Academy 1993, Western Kentucky 1994-96, Central Florida 1997-98, Georgia Tech 1999-2001, Michigan State 2002. Pro coach: Carolina Panthers 2003-09, Detroit Lions 2010-12, Buffalo Bills 2013-18. Joined Dolphins in 2019.



### **RONNIE BRADFORD**

#### **SENIOR SPECIAL TEAMS ASSISTANT**

Born Oct. 1, 1970; Minot, N.D. Cornerback Colorado 1989-92. Pro defensive back Denver Broncos 1993-95, Arizona Cardinals 1996, Atlanta Falcons 1997-2001, Minnesota Vikings 2002. College coach: California 2010, Memphis 2011, Louisiana Tech 2013-15, Southern California 2016-18, Montana 2021-23. Pro coach: Denver Broncos 2003-08, Kansas City Chiefs 2009. Joined Dolphins in 2024.



### **DAVE PULO**

#### **HEAD STRENGTH & CONDITIONING**

Born January 12, 1979, Arlington, Mass. Linebacker Holy Cross 1997-2000. No pro playing experience. College coach: Stevens Institute of Technology 2005, Virginia 2006. Pro coach: Atlanta Falcons 2007. Joined Dolphins in 2008.

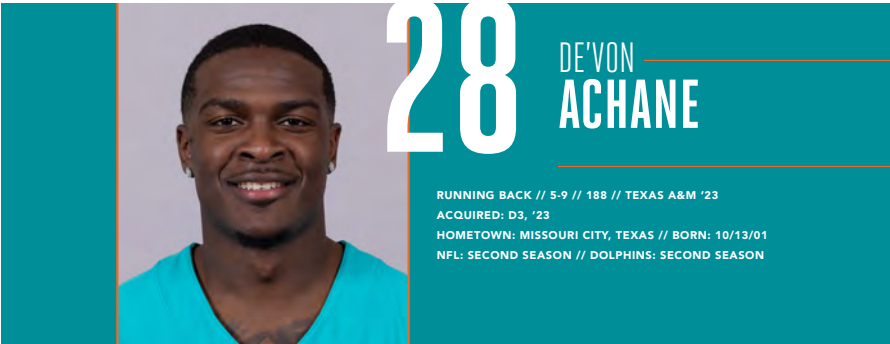


### **ADAM LACHANCE**

#### **ASST. STRENGTH & CONDITIONING**

Born September 5, 1984, Rochester, New Hampshire. No college or pro playing experience. Pro coach: Joined Dolphins in 2015.





NFL CAREER

TRANSACTIONS:

- 3rd-round pick (84th overall) by Miami in the 2023 NFL Draft.

CAREER HONORS:

- Pepsi Zero Sugar NFL Rookie of the Week (vs. N.Y. Giants, 10/8/23).
- AFC Offensive Player of the Week (vs. Denver, 9/24/23).
- Pepsi Zero Sugar NFL Rookie of the Week (vs. Denver, 9/24/23).

CAREER HIGHLIGHTS:

- Played in 28 career games with 20 starts.
- 306 carries for 1,707 yards (5.6 avg.) and 14 TDs.
- 105 receptions for 789 yards (7.5 avg.) and 9 TDs.
- 1 miscellaneous tackle.
- Played in 1 postseason game.
- His 5.6 yards per carry average is the best in team history (minimum 300 attempts):

HIGHEST RUSHING AVERAGE IN DOLPHINS HISTORY (min. 300 att.)				
PLAYER	YEARS	ATT.	YDS	AVG.
1. DE'VON ACHANE	2023-24	306	1,707	5.6
2. Mercury Morris	1969-75	754	3,877	5.1
3. Tony Nathan	1979-87	732	3,543	4.8
4. Reggie Bush	2011-12	433	2,072	4.7
5. Kenyan Drake	2016-19	333	1,532	4.6

- His 1,499 scrimmage yards in 2024 were the 3rd-most by a running back in franchise history:

MOST SCRIMMAGE YARDS BY A RUNNING BACK IN SINGLE-SEASON DOLPHINS HISTORY				
PLAYER	YEAR	RUSH	REC	TOT
1. Ricky Williams	2002	1,853	363	2,216
2. Ricky Williams	2003	1,372	351	1,723
3. DE'VON ACHANE	2024	907	592	1,499
4. Delvin Williams	1978	1,258	182	1,440
5. Jay Ajayi	2016	141	1,272	1,413

- His 78 receptions and 6 receiving TDs in 2024 set the single-season record for the most by a running back in franchise history:

MOST RECEPTIONS BY A RUNNING BACK IN SINGLE-SEASON DOLPHINS HISTORY				
PLAYER	YEAR	REC.	YDS	TDs
1. DE'VON ACHANE	2024	78	592	6
2. Terry Kirby	1993	75	874	3
3. Tony Nathan	1985	72	651	1
4. Terry Kirby	1995	66	618	3
5. Keith Byars	1993	61	613	3

- His 7.8 yards per carry average in 2023 was the best in NFL history by a running back with at least 100 carries in a season:

BEST RUSHING AVERAGE BY A RUNNING BACK IN SINGLE-SEASON NFL HISTORY <small>(min. 100 att.)</small>					
PLAYER	TEAM	YEAR	ATT.	YDS	AVG.
1. DE'VON ACHANE	MIA.	2023	103	800	7.8
2. Mercury Morris	Mia.	1973	149	954	6.4
3. Jamaal Charles	KC	2010	230	1,467	6.4
4. Rashaad Penny	Sea.	2021	119	749	6.3
5. Barry Sanders	Det.	1997	335	2,053	6.1

- His 4 games of 100+ rushing yards in 2023 were tied for the most by a rookie in team history:

MOST 100-YARD RUSHING GAMES BY A DOLPHINS ROOKIE			
PLAYER	YEAR	100-YD GAMES	
1. DE'VON ACHANE	2023	4	
Karim Abdul-Jabbar	1996	4	
3. Troy Stradford	1987	3	
Benny Malone	1974	3	
5. Several tied		2	

- His 800 rushing yards in 2023 were the 3rd-most by a rookie in franchise history:

MOST RUSHING YARDS BY A ROOKIE IN DOLPHINS HISTORY		
PLAYER	YEAR	RUSHING YARDS
1. Karim Abdul-Jabbar	1996	1,116
2. Ronnie Brown	2005	907
3. DE'VON ACHANE	2023	800
4. Andra Franklin	1981	711
5. Sammie Smith	1989	659

- His 11 total touchdowns in 2023 were tied for 2nd-most by a rookie in franchise history:

MOST TOUCHDOWNS BY A ROOKIE IN DOLPHINS HISTORY		
PLAYER	YEAR	TOT. TDs
1. Ron Davenport	1985	(11 rush, 2 rec.) 13
2. DE'VON ACHANE	2023	(8 RUSH, 3 REC.) 11
Karim Abdul-Jabbar	1996	(11 rush) 11
4. Andra Franklin	1981	(7 rush, 1 rec.) 8
5. Several tied		7

- His 203 rushing yards on Sept. 24, 2023 vs. Denver were the most by an NFL player in the first or second game of his career since the merger:

MOST RUSHING YARDS IN A PLAYER'S FIRST OR SECOND NFL GAME (SINCE 1970)				
PLAYER	TEAM	DATE	OPP.	YDS
1. DE'VON ACHANE	MIA.	9/24/23	VS. DEN.	203
2. Ottis Anderson	StL	9/2/79	vs. Dal.	193
3. William Andrews	Atl.	9/2/79	at NO	167
4. Darren McFadden	Oak.	9/14/08	at KC	164
5. George Rogers	NO	9/13/81	vs. LAR	162

- His 4 total TDs on Sept. 24, 2023 vs. Denver are tied for the most in franchise history:

MOST TOUCHDOWNS IN A GAME IN DOLPHINS HISTORY				
PLAYER	DATE	OPP.	TDs	
1. DE'VON ACHANE	9/24/23	VS. DEN.	4	
Raheem Mostert	9/24/23	vs. Den.	4	
Ronnie Brown	9/21/08	at NE	4	
Mark Ingram	11/27/94	at NYJ	4	
Paul Warfield	12/15/73	vs. Det.	4	

- His 203 rushing yards on Sept. 24, 2023 vs. Denver made him the 5th different Dolphin to rush for 200+ yards in a game and are tied for 7th most in franchise history:

200-YARD RUSHING GAMES IN DOLPHINS HISTORY				
PLAYER	DATE	OPP.	YDS	
1. Ricky Williams	12/1/02	at Buf.	228	
2. Ricky Williams	12/9/02	vs. Chi.	216	
3. Jay Ajayi	10/23/16	vs. Buf.	214	
4. Lamar Smith	12/30/00*	vs. Ind.	209	
5. Jay Ajayi	12/24/16	at Buf.	206	
6. Jay Ajayi	10/16/16	vs. Pit.	204	
7. DE'VON ACHANE	9/24/23	VS. DEN.	203	
Reggie Bush	12/18/11	at Buf.	203	

\* Playoff Game

### 2024 (MIAMI):

- Played in all 17 games with 16 starts.
- 203 carries for 907 yards (4.5 avg.) and 6 TDs.
- 78 receptions for 592 yards (7.6 avg.) and 6 TDs.
- 1 miscellaneous tackle.

**VS. JACKSONVILLE (9/8):** 10 carries for 24 yards (2.4 avg.) and 1 TD; 7 receptions for 76 yards (10.9 avg.).

- Scored on a 1-yard run with 1:09 remaining in the 2nd quarter.

**VS. BUFFALO (9/12):** 22 carries for 96 yards (4.4 avg.); 7 receptions for 69 yards (9.9 avg.) and 1 TD.

- Caught a 5-yard TD pass from QB Tua Tagovailoa with 3:21 remaining in the 1st quarter.

**VS. ARIZONA (10/27):** 10 carries for 97 yards (9.7 avg.); 6 receptions for 50 yards (8.3 avg.) and 1 TD.

- Caught a 12-yard TD pass from QB Tua Tagovailoa with 8:31 remaining in the 3rd quarter.

**AT BUFFALO (11/3):** 12 carries for 63 yards (5.3 avg.) and 1 TD; 8 receptions for 58 yards (7.3 avg.) and 1 TD.

- Caught a 14-yard TD pass from QB Tua Tagovailoa to give Miami a 10-3 lead with 3:20 remaining in the 2nd quarter.
- Scored on an 8-yard run with 12:14 remaining in the 4th quarter.

**VS. LAS VEGAS (11/17):** 17 carries for 73 yards

(4.3 avg.) and 1 TD; 4 receptions for 32 yards (8.0 avg.).

- Scored on a 2-yard run to extend Miami's lead to 24-12 with 10:37 remaining in the 2nd quarter.

**VS. NEW ENGLAND (11/24):** 10 carries for 32 yards (3.2 avg.); 3 receptions for 24 yards (8.0 avg.) and 2 TDs.

- Caught a 9-yard TD pass from QB Tua Tagovailoa to give Miami a 14-0 lead with 7:55 remaining in the 2nd quarter.

- Caught an 11-yard TD pass with QB Tua Tagovailoa to extend Miami's lead to 21-0 with less than 2 minutes remaining in the 2nd quarter.

**AT GREEN BAY (11/28):** 7 carries for 14 yards (2.0 avg.); 8 receptions for 56 yards (7.0 avg.) and 1 TD.

- Caught a 14-yard TD pass from QB Tua Tagovailoa with 2:43 remaining in the 3rd quarter.

**VS. N.Y. JETS (12/8):** 14 carries for 24 yards (1.7 avg.) and 1 TD; 6 receptions for 45 yards (7.5 avg.).

- Scored on a 2-yard run with 10:24 remaining in the 1st quarter.

**VS. SAN FRANCISCO (12/22):** 17 carries for 120 yards (7.1 avg.) and 1 TD; 6 receptions for 70 yards (11.7 avg.).

- Scored on a 50-yard TD run with 1:44 remaining in the game to cement Miami's victory.

- Became the first running back in Dolphins history to record 76 receptions in a single season.

**AT N.Y. JETS (1/5):** 11 carries for 121 yards (11.0 avg.) and 1 TD.

- Scored on a 15-yard TD run with 14:12 remaining in the 4th quarter.

### 2023 (MIAMI):

- Played in 11 games with 4 starts.
- Inactive for 2 games.
- Missed 4 games after being placed on injured reserve on Oct. 11 and activated on Nov. 18.
- 103 carries for 800 yards (7.8 avg.) and 8 TDs.
- 27 receptions for 197 yards (7.3 avg.) and 3 TDs.

**VS. DENVER (9/24):** 18 carries for 203 yards (11.3 avg.) and 2 TDs; 4 receptions for 30 yards (7.5 avg.) and 2 TDs.

- His 203 rushing yards and 4 total TDs both were the most in a game by a rookie in franchise history.

- Tied the franchise record for most total TDs (4) and points scored (24) in a game.

- Scored on an 8-yard run to give Miami a 14-0 lead in the 1st quarter for his 1st career TD.

- Caught a 4-yard TD pass from QB Tua Tagovailoa with 10:16 left in the 2nd quarter.

- Caught a 10-yard TD pass from QB Tua Tagovailoa on the 1st play of the 4th quarter.

- Scored on a 68-yard run to extend Miami's lead to 70-20 in the 4th quarter.

**AT BUFFALO (10/1):** 8 carries for 101 yards (12.6 avg.) and 2 TDs; 3 receptions for 19 yards (6.3 avg.).

- Became the 4th player in NFL history to score 6 touchdowns in his 1st 3 NFL games, joining RB Kareem Hunt (2017), RB Billy Sims (1980) and RB Dutch Sternaman (1920).

- Became the 4th NFL rookie since 1970 to total

at least 6 touchdowns in a 2-game span, joining RB Doug Martin (2012), RB Mike Anderson (twice, 2000) and WR Randy Moss (1998).

- Became the first Dolphins player to rush for 100+ yards in back-to-back games since RB Kenyan Drake in 2017.
- Became the 21st NFL player since the merger to have at least 2 100-yard rushing performances in his first 3 career games and was the first NFL player to do this since RB Kareem Hunt in 2017.

**VS. N.Y. GIANTS (10/8):** 11 carries for 151 yards (13.7 avg.) and 1 TD; 1 reception for 14 yards (14.0 avg.).

- Scored on a 76-yard TD run with 10:02 left in the 2nd quarter.
- His 76-yard TD run is tied for the 5th longest in Dolphins history.
- Became the 5th different Dolphins player to have 3 straight 100-yard rushing games, joining RB Ricky Williams (4 different times), RB Ronnie Brown, RB Reggie Bush and RB Jay Ajayi.
- Is the 3rd NFL rookie in the past 35 years to have 3 consecutive games of 100+ rushing yards and a rushing touchdown, joining RB Mike Anderson (Denver, 2000) and RB Barry Sanders (Detroit, 1989).

**AT BALTIMORE (12/31):** 14 carries for 107 yards (7.6 avg.); 4 receptions for 30 yards (7.5 avg.) and 1 TD.

- Caught a 1-yard TD pass from QB Tua Tagovailoa in the 4th quarter.
- It was his 4th 100-yard rushing game of the season, tying the team rookie record.

**POSTSEASON:**

**AFC WILD CARD AT KANSAS CITY (1/13):** 6 carries for 9 yards (1.5 avg.); 3 receptions for 21 yards (7.0 avg.).

**HONORS:**

- Pepsi Zero Sugar NFL Rookie of the Week (vs. N.Y. Giants, 10/8).
- AFC Offensive Player of the Week (vs. Denver, 9/24).
- Pepsi Zero Sugar NFL Rookie of the Week (vs. Denver, 9/24).

**BEFORE THE NFL**

**COLLEGE (TEXAS A&M):**

- 3-year letterman (2020-22) and 1-year starter.

- Also participated in track and field and became the first male Aggie since 2014 to earn All-American honors in the 100m and 200m. Also earned 1st-team All-American honors as a member of the 4x100m team.

**CAREER:** Played in 30 games with 11 starts; 369 carries for 2,376 yards (6.4 avg.) and 21 TDs; 65 receptions for 554 yards (8.5 avg.) and 5 TDs; 20 kickoff returns for 613 yards (30.6 avg.) and 2 TDs.

**JUNIOR (2022):** Started 10 games; 196 carries for 1,102 yards (5.6 avg.) and 8 TDs; 36 receptions for 196 yards (5.4 avg.) and 3 TDs; 11 kickoff returns for 312 yards (28.4 avg.) and 1 TD.

- 1st-team All-SEC at running back and all-purpose player.
- His 161.0 all-purpose yards per game led the SEC and ranked 4th nationally.

**SOPHOMORE (2021):** Played in all 12 games with 1 start; 130 carries for 910 yards (7.0 avg.) and 9 TDs; 24 receptions for 261 yards (10.9 avg.) and 1 TD; 9 kickoff returns for 301 yards (33.4 avg.) and 1 TD.

- His 7.0 yards per carry led the SEC and ranked 11th nationally.
- His 11 total TDs led the team.

**TRUE FRESHMAN (2020):** Played in 8 games; 43 carries for 364 yards (8.5 avg.) and 4 TDs; 5 receptions for 97 yards (19.4 avg.) and 1 TD.

**HIGH SCHOOL (FORT BEND MARSHALL HS – MISSOURI CITY, TEXAS)**

- Finished his career with 185 carries for 2,097 yards (11.3 avg.) and 38 TDs along with 32 receptions for 694 yards (21.7 avg.) and 10 TDs.
- Also participated in track and field and was the 2020 Gatorade Texas Boys Track & Field Athlete of the Year.

**SENIOR (2019):**

- Touchdown Club of Houston Offensive Player of the Year.

**OFF THE FIELD**

**PERSONAL:**

- PRONUNCIATION:** Name is pronounced duh-VON A-chan.
- MAJOR:** General studies.

DE'VON ACHANE'S NFL REGULAR SEASON STATS													
YEAR	TEAM	GP	GS	RUSHING					RECEIVING				
				ATT	YDS	AVG	LG	TD	REC	YDS	AVG	LG	TD
2023	MIAMI	11	4	103	800	7.8	76t	8	27	197	7.3	23	3
2024	MIAMI	17	16	203	907	4.5	61	6	78	592	7.6	39	6
NFL TOTALS		28	20	306	1707	5.6	76t	14	105	789	7.5	39	9

DE'VON ACHANE'S NFL PLAYOFF STATS													
YEAR	TEAM	GP	GS	RUSHING					RECEIVING				
				ATT	YDS	AVG	LG	TD	REC	YDS	AVG	LG	TD
2023	MIAMI	1	0	6	9	1.5	3	0	3	21	7	11	0
PLAYOFF TOTALS		1	0	6	9	1.5	3	0	3	21	7	11	0

De'Von Achane's NFL Regular Season Returning Stats											
Year Team		Kickoff Return				Punt Return					
		KR	YDS	AVG	LG	TD	PR	FC	YDS	AVG	LG TD
2024	MIAMI	1	32	32.0	32	0	0	0	0	0.0	- 0
NFL Totals		1	32	32.0	32	0	0	0	0	0.0	- 0

Additional Stats	
Miscellaneous Tackles: 1 in 2024.	


Single-Game Career Highs		
Rushes:	22	vs. Buffalo, 9/12/24
Rushing Yards:	203	vs. Denver, 9/24/23
Longest Rush:	76t	vs. N.Y. Giants, 10/8/23
Rushing TDs:	2	3 times, last: at Washington, 12/3/23
Receptions:	8	at Buffalo, 11/3/24
Receiving Yards:	76	vs. Jacksonville, 9/8/24
Longest Reception:	39	vs. Jacksonville, 9/8/24
Receiving TDs:	2	Twice, last: vs. New England, 11/24/24

100-Yard Rushing Games (6)						
Date	Opponent	Att	Yds	Avg	LG	TD
09/24/23	DENVER	18	203	11.3	67t	2
10/01/23	at Buffalo	8	101	12.6	55	2
10/08/23	N.Y. GIANTS	11	151	13.7	76t	1
12/31/23	at Baltimore	14	107	7.6	45	0
12/22/24	SAN FRANCISCO	17	120	7.1	50t	1
01/05/25	at N.Y. Jets	11	121	11.0	61	1

2023 Game-by-Game Stats (Miami)											
Date	Opponent	P/S	Att	Yds	Avg	LG	TD				
09/10	at L.A. Chargers							INACTIVE			
09/17	at New England	1/0	1	5	5.0	5	0				
09/24	DENVER	1/0	18	203	11.3	67t	2				
10/01	at Buffalo	1/0	8	101	12.6	55	2				
10/08	N.Y. GIANTS	1/1	11	151	13.7	76t	1				
10/15	CAROLINA							INJURED RESERVE			
10/22	at Philadelphia							INJURED RESERVE			
10/29	NEW ENGLAND							INJURED RESERVE			
11/05	at Kansas City							INJURED RESERVE			
11/19	LAS VEGAS	1/1	1	1	1.0	1	0				
11/24	at N.Y. Jets							INACTIVE			
12/03	at Washington	1/0	17	73	4.3	15	2				
12/11	TENNESSEE	1/0	7	47	6.7	15	0				
12/17	N.Y. JETS	1/0	9	32	3.6	10	0				
12/24	DALLAS	1/0	7	24	3.4	9	0				
12/31	at Baltimore	1/1	14	107	7.6	45	0				
01/07	BUFFALO	1/1	10	56	5.6	25t	1				
2023 Totals		11/4	103	800	7.8	76t	8				

Date	Opponent	P/S	Att	Yds	Avg	LG	TD
01/13	at Kansas City*	1/0	6	9	1.5	3	0
* AFC Wild Card game							

2024 Game-by-Game Stats (Miami)											
Date	Opponent	P/S	Att	Yds	Avg	LG	TD				
09/08	JACKSONVILLE	1/0	10	24	2.4	9	1				
09/12	BUFFALO	1/1	22	96	4.4	17	0				
09/22	at Seattle	1/1	11	30	2.7	13	0				
09/30	TENNESSEE	1/1	10	15	1.5	5	0				
10/06	at New England	1/1	3	18	6.0	12	0				
10/20	at Indianapolis	1/1	15	77	5.1	15	0				
10/27	ARIZONA	1/1	10	97	9.7	47	0				
11/03	at Buffalo	1/1	12	63	5.3	12	1				
11/11	at L.A. Rams	1/1	12	37	3.1	15	0				
11/17	LAS VEGAS	1/1	17	73	4.3	30	1				
11/24	NEW ENGLAND	1/1	10	32	3.2	9	0				
11/28	at Green Bay	1/1	7	14	2.0	13	0				
12/08	N.Y. JETS	1/1	14	24	1.7	7	1				
12/15	at Houston	1/1	12	41	3.7	7	0				
12/22	SAN FRANCISCO	1/1	17	120	7.1	50t	1				
12/29	at Cleveland	1/1	10	25	2.5	9	0				
01/05	at N.Y. Jets	1/1	11	121	11.0	61	1				
2024 Totals		17/16	203	907	4.5	61	6				



72


TERRON ARMSTEAD

TACKLE // 6-5 // 305 // ARKANSAS PINE-BLUFF '13


ACQUIRED: UFA, '22 (NO)

HOMETOWN: CAHOKIA, ILL. // BORN: 7/23/91

NFL: 12TH SEASON // DOLPHINS: THIRD SEASON



2018, 2019, 2020,  
2022, 2023



2018, 2019, 2020,  
2021, 2022, 2023,  
2024

## NFL CAREER

### TRANSACTIONS:

- Signed by Miami as an unrestricted free agent from New Orleans on March 24, 2022.
- 3rd-round pick (75th overall) by New Orleans in the 2013 NFL Draft.

### CAREER HONORS:

- 2024 Nat Moore Community Service Award.
- No. 67 on the NFL Network Top 100 list in 2024.
- 2023 Pro Bowl selection.
- No. 83 on the NFL Network Top 100 list in 2023.
- 2022 Pro Bowl selection.
- 2022 PFWA All-AFC.
- No. 79 on the NFL Network Top 100 list in 2021.
- 2020 Ed Block Courage Award (New Orleans recipient).
- 2020 Pro Bowl selection.
- 2019 Pro Bowl selection.
- 2019 Walter Payton NFL Man of the Year nominee (New Orleans).
- 2018 Pro Bowl selection.
- 2018 2nd-team All-Pro.
- Ford Tough Offensive Line of the Week (at Cincinnati, 11/11/18).

### CAREER HIGHLIGHTS:

- Played in 135 career games with 131 starts at left tackle.
- 3 miscellaneous tackles.
- 3 miscellaneous fumble recoveries.
- Started 11 postseason games – 9 with New Orleans and 2 with Miami.
- Is a 7-time team captain (2018-24).

### 2024 (MIAMI):

- Started 15 games at left tackle.
- Inactive for 2 games.
- 2 miscellaneous fumble recoveries.
- Served as a team captain.

### AT NEW ENGLAND (10/6):

- Started at left tackle.
- Helped the Dolphins total 372 yards of offense including 193 rushing yards.

### AT BUFFALO (11/3):

- Started at left tackle.
- Helped the Dolphins total 149 rushing yards, marking the 4th consecutive game of 140+ rushing yards.

### VS. LAS VEGAS (11/17):

- Started at left tackle.

- Helped the offense total 353 yards and 34 points, scoring on six of seven possessions in the win.

### VS. SAN FRANCISCO (12/22):

- Started at left tackle.
- Helped the Dolphins total 381 yards of offense including 166 rushing yards, while not allowing QB Tua Tagovailoa to get sacked.

### HONORS:

- 2024 Nat Moore Community Service Award.
- No. 67 on the NFL Network Top 100 list.

### 2023 (MIAMI):

- Started 10 games at left tackle.
- Inactive for 3 games.
- Missed 4 games after being placed on injured reserve on Oct. 6 and activated on Nov. 4.
- Served as a team captain.

### VS. DENVER (9/24):

- Started at left tackle.
- Helped the offense break team records for points (70), total yards (726) and rushing yards (350), while not surrendering a sack.

### AT WASHINGTON (12/3):

- Started at left tackle.
- Helped the Dolphins total 406 yards and 45 points while not allowing QB Tua Tagovailoa to get sacked.

### POSTSEASON:

### AFC WILD CARD AT KANSAS CITY (1/13):

- Started at left tackle.

### PRO BOWL:

- Selected to start the Pro Bowl for the 5th time in his career.

### HONORS:

- No. 83 on the NFL Network Top 100 list.

### 2022 (MIAMI):

- Started 13 games at left tackle.
- Inactive for 4 games.
- Served as a team captain.

### AT BALTIMORE (9/18):

- Started at left tackle.
- Helped the Dolphins overcome a 21-point fourth-quarter deficit and post 547 total yards in the win.

### AT DETROIT (10/30):

- Started at left tackle.
- Helped the Dolphins total 476 yards of offense in the come-from-behind victory.

### VS. CLEVELAND (11/13):

- Started at left tackle.
- Helped the offense total 491 yards and 39 points while not allowing QB Tua Tagovailoa to get sacked.

### PRO BOWL:

- Selected to start the Pro Bowl for the 4th time in

his career.

- Became the 1st Dolphins offensive lineman selected to the Pro Bowl since 2015 (Branden Albert).

#### **HONORS:**

- PFWA All-AFC

#### **POSTSEASON:**

**AFC WILD CARD AT BUFFALO (1/15):** Started at left tackle.

#### **2021 (NEW ORLEANS):**

- Started 8 games at left tackle.
- Inactive for 9 games.
- 1 miscellaneous tackle.
- Served as a team captain.

**AT CAROLINA (9/19):** Started at left tackle.

- Appeared in his 100th career NFL game (regular season and playoffs).

**VS. ATLANTA (10/7):** Started at left tackle.

- Started his 100th career NFL game (regular season and playoffs).

**AT N.Y. JETS (12/12):** Started at left tackle.

- Helped block for a ground attack that gained 203 yards including 120 from RB Alvin Kamara.

#### **HONORS:**

- No. 79 on the NFL Network Top 100 list.

#### **2020 (NEW ORLEANS):**

- Started 14 games at left tackle.
- Spent 2 games on the Reserve/COVID-19 list.
- Served as a team captain.

**AT TAMPA BAY (11/8):** Started at left tackle.

- Protected QB Drew Brees who completed 26-of-32 passing for 222 yards and 4 TDs for a QB rating of 135.2.

**VS. ATLANTA (11/22):** Started at left tackle.

**VS. MINNESOTA (12/25):** Started at left tackle.

- Paved the way for RB Alvin Kamara to rush for 155 yards and tie an NFL record with 6 rushing TDs.
- Protected QB Drew Brees and QB Taysom Hill as the team did not allow a sack.

#### **POSTSEASON:**

**NFC WILD CARD VS. CHICAGO (1/10):** Started at left tackle.

**NFC DIVISIONAL VS. TAMPA BAY (1/17):** Started at left tackle.

#### **PRO BOWL:**

- Selected to start the Pro Bowl for the 3rd-straight time in his career.

#### **HONORS:**

- Ed Block Courage Award (New Orleans recipient).

#### **2019 (NEW ORLEANS):**

- Started 15 games at left tackle.
- Inactive for 1 game.
- 1 miscellaneous fumble recovery.
- Served as a team captain.

**VS. ARIZONA (10/27):** Started at left tackle.

- Paved the way for RB Latavious Murray to rush for 102 yards and 1 TD.
- Protected QB Drew Brees as the team did not allow a sack.

**VS. INDIANAPOLIS (12/16):** Started at left tackle.

- Protected QB Drew Brees as the team did not

allow a sack.

- Brees was 29-of-30 passing (96.7 pct.) for 307 yards and 4 TDs for a QB rating of 148.9.

- Helped Brees break the NFL record for career TD passes with 540.

**AT CAROLINA (12/29):** Started at left tackle.

- Protected QB Drew Brees as the team did not allow a sack.

#### **POSTSEASON:**

**NFC WILD CARD VS. MINNESOTA (1/5):** Started at left tackle.

#### **PRO BOWL:**

- Selected to start the Pro Bowl for the 2nd-straight time in his career.

#### **HONORS:**

- Walter Payton NFL Man of the Year nominee (New Orleans).

#### **2018 (NEW ORLEANS):**

- Started 10 games at left tackle.
- Inactive for 6 games.
- Served as a team captain.

**AT N.Y. GIANTS (9/30):** Started at left tackle.

- Paved the way for RB Alvin Kamara to rush for 134 yards and 3 TDs.

**VS. WASHINGTON (10/8):** Started at left tackle.

- Protected QB Drew Brees, who completed 26-of-29 passes (89.7 pct.) for 363 yards and 3 TDs.
- Helped Brees break the NFL all-time record for passing yards with 71,940 in the 2nd quarter.

**AT CINCINNATI (11/11):** Started at left tackle.

- Protected QB Drew Brees as the team did not allow a sack.
- Brees completed 22-of-25 passing (88.0 pct.) and 3 TDs for a QB rating of 150.4.
- Blocked for a running game that had 47 carries for 244 yards (5.2 avg.) and 3 TDs including 104 yards from RB Mark Ingram.

#### **POSTSEASON:**

**NFC DIVISIONAL VS. PHILADELPHIA (1/13):** Started at left tackle.

- Protected QB Drew Brees as he completed 28-of-38 passing (73.7 pct.) for 301 yards and 2 TDs for a passer rating of 103.1.

**NFC CHAMPIONSHIP VS. L.A. RAMS (1/20):** Started at left tackle.

#### **PRO BOWL:**

- Selected to start the Pro Bowl for the 1st time in his career.

#### **HONORS:**

- 2nd-team All-Pro.
- Ford Tough Offensive Line of the Week (at Cincinnati, 11/11).

#### **2017 (NEW ORLEANS):**

- Started 10 games at left tackle.
- Inactive for 5 games.
- Dressed but did not play in 1 game.
- 1 miscellaneous fumble recovery.

**VS. DETROIT (10/15):** Started at left tackle.

- Protected QB Drew Brees as the team did not allow a sack.

**VS. BUFFALO (11/12):** Started at left tackle.

- Protected QB Drew Brees as the team did not allow a sack.

- Helped block for a ground attack that gained 298 yards and 6 TDs including 131 yards and 3 TDs from RB Mark Ingram and 106 yards and 1 TD from RB Alvin Kamara.

**VS. N.Y. JETS (12/17):** Started at left tackle.

- Protected QB Drew Brees as the team did not allow a sack.

#### POSTSEASON:

**NFC WILD CARD VS. CAROLINA (1/7):** Started at left tackle.

- Protected QB Drew Brees as he completed 23-of-33 passing (69.7 pct.) for 376 yards and 2 TDs for a passer rating of 115.2.

**NFC DIVISIONAL AT MINNESOTA (1/14):** Started at left tackle.

### 2016 (NEW ORLEANS):

- Started 7 games at left tackle.
- Inactive for 6 games.
- Missed the rest of the regular season after being placed on injured reserve on Dec. 14.

**VS. SEATTLE (10/30):** Started at left tackle.

**VS. L.A. RAMS (11/27):** Started at left tackle.

- Protected QB Drew Brees who completed 28-of-36 passing (77.8 pct.) for 310 yards and 4 TDs for a QB rating of 139.6.
- Helped the offense total 209 rushing yards and 2 TDs including 146 yards and 1 TD from RB Mark Ingram.

### 2015 (NEW ORLEANS):

- Started 13 games at left tackle.
- Inactive for 3 games.

**VS. N.Y. GIANTS (11/1):** Started at left tackle.

- Protected QB Drew Brees as the team did not allow a sack.
- Brees completed 39-of-50 passing (78.0 pct.) for 505 yards and a career-high 7 TDs for a QB rating of 131.7.

**AT TAMPA BAY (12/13):** Started at left tackle.

**VS. JACKSONVILLE (12/27):** Started at left tackle.

- Protected QB Drew Brees as he completed 25-of-36 passing (69.4 pct.) for 412 yards and 3 TDs for a QB rating of 135.4.

### 2014 (NEW ORLEANS):

- Started 14 games at left tackle.
- Inactive for 2 games.

**VS. MINNESOTA (9/21):** Started at left tackle.

**VS. GREEN BAY (10/26):** Started at left tackle.

- Paved the way for RB Mark Ingram to rush for 172 yards and 1 TD.

**AT PITTSBURGH (11/30):** Started at left tackle.

- Protected QB Drew Brees as he completed 19-of-27 passing (70.4 pct.) for 257 yards and 5 TDs for a QB rating of 140.0.

### 2013 (NEW ORLEANS):

- Played in 6 games with 2 starts at left tackle.
- Inactive for 10 games.

**VS. ARIZONA (9/22):** Played but did not record any stats.

- Made his NFL debut.

**AT CAROLINA (12/22):** Started at left tackle.

- Made his first career start.

**VS. TAMPA BAY (12/29):** Started at left tackle.

- Protected QB Drew Brees as he completed 24-of-31 passing (77.4 pct.) for 381 yards and 4 TDs for a QB rating of 157.4.

#### POSTSEASON:

**NFC WILD CARD AT PHILADELPHIA (1/11):** Started at left tackle.

- Protected QB Drew Brees as he completed 23-of-33 passing (69.7 pct.) for 376 yards and 2 TDs for a passer rating of 115.2.

**NFC DIVISIONAL AT SEATTLE (1/11):** Started at left tackle.

## BEFORE THE NFL

### COLLEGE (ARKANSAS PINE-BLUFF):

- 4-year starter (2009-12).
- Also competed in track & field.

**CAREER:** Played in 37 games with 32 starts at left tackle.

**SENIOR (2012):** Started all 12 games at left tackle.

- 1st-team All-American.
- 1st-team All-SWAC.

**JUNIOR (2011):** Started 10 games at left tackle.

- 1st-team All-SWAC.

**SOPHOMORE (2010):** Started 10 games at left tackle.

- 1st team All-SWAC.

**TRUE FRESHMAN (2009):** Played in 5 games.

### HIGH SCHOOL (CAHOKIA HS - CAHOKIA, ILL.)

- Also participated in track & field, where he earned a state title.

**SENIOR (2008):**

- All-Southern Seven Conference.
- All-Class 5A.
- Belleville News-Democrat Class 1A-2A Track and Field Athlete of the Year.

## OFF THE FIELD

### COMMUNITY:

**2024:**

- Through his Team Armstead Foundation, designed and launched the "I AM A Business" entrepreneurship and leadership program to teach youth lessons in business soft skills and financial literacy beginning with local South Florida students from the 5000 Role Models of Excellence Project.
- Along with teammates Calais Campbell and Jaylen Waddle, co-hosted and funded a holiday shopping event for local youth from Big Brothers Big Sisters, S.E.E.K Foundation and other South Florida nonprofit community partners.
- Joined team initiatives around Thanksgiving and the holidays, providing meals and interacting with local South Florida community members in need.
- Hosted a back-to-school giveaway for 120 students from South Florida schools, providing them with backpacks and school supplies.

**2023:**

- Co-hosted a double holiday extravaganza event

with teammates Jerome Baker and Xavien Howard, gifting bikes to 50 children from local Boys & Girls Clubs and a shopping spree for children from Lotus House and the North Miami Police Athletic League.

- Through his Team Armstead Foundation, hosted a Thanksgiving giveaway event, surprising children from the Boys & Girls Clubs of Broward County with a shopping spree.

#### 2022:

- Opened the Team Armstead Community Center in his hometown of Cahokia, Illinois. Developed a business curriculum to educate and inspire youth.
- Partnered with the North Miami Beach Police Athletic League to host a Thanksgiving meal distribution.

#### 2020:

- Partnered with the Scholars Education Center to open a location in Metairie, Louisiana that

provides students of all ages with a space for empowerment, growth and access to impactful educational resources.

#### 2019:

- Hosted a “Day of Sport” event in the Ochsner Sports Performance Center indoor field, putting over 200 children through various fitness and yoga drills.
- Co-hosted an event to benefit Team Gleason and Son of a Saint with A.J. Klein.

#### 2016:

- Participated in “Greasing of the Poles” event to commemorate the start of Mardi Gras.
- Played in Tim Lelito’s charity softball game.

#### PERSONAL:

- **PRONUNCIATION:** First name is pronounced tuh-RON.
- **MAJOR:** Industrial technology engineering.

#### TERRON ARMSTEAD'S NFL REGULAR SEASON STATS

**GAMES/STARTS:** (New Orleans) 2013: 6/2, 2014: 14/14, 2015: 13/13, 2016: 7/7, 2017: 10/10, 2018: 10/10, 2019: 15/15, 2020: 14/14, 2021: 8/8, (Miami) 2022: 13/13, 2023: 10/10, 2024: 15/15 **NFL TOTALS: 135/131**

#### TERRON ARMSTEAD'S NFL PLAYOFF STATS

**GAMES/STARTS:** (New Orleans) 2013: 2/2, 2017: 2/2, 2018: 2/2, 2019: 1/1, 2020: 2/2, (Miami) 2022: 1/1, 2023: 1/1 **PLAYOFF TOTALS: 11/11**

#### ADDITIONAL STATS

**Miscellaneous Tackles:** (New Orleans) 1 in 2015, 1 in 2017, 1 in 2021 for total of 3 (P-2).

**Miscellaneous Fumble Recoveries:** (New Orleans) 1 in 2017, 1 in 2019, (Miami) 2 in 2024 for total of 4.



16

JAKE  
BAILEY

PUNTER // 6-2 // 212 // STANFORD '19

ACQUIRED: FA, '23

HOMETOWN: SOLANA BEACH, CALIF. // BORN: 6/18/97

NFL: SIXTH SEASON // DOLPHINS: SECOND SEASON



PRO BOWL 2020

NFL CAREER

TRANSACTIONS:

- Signed by Miami on March 17, 2023.
- Released by New England on March 10, 2023.
- 5th-round pick (163rd overall) by New England in the 2019 NFL Draft.

CAREER HONORS:

- 2020 1st-team All-Pro.
- 2020 Pro Bowl selection.
- 2020 PFWA All-AFC.
- AFC Special Teams Player of the Week (at Philadelphia, 11/17/19).
- AFC Special Teams Player of the Week (vs. N.Y. Jets, 9/22/19).

CAREER HIGHLIGHTS:

- Played in 92 career games.
- 331 punts for 15,252 yards (46.1 avg.) and a 40.8 net average.
- 6 special teams tackles (5 solo).
- Played in 3 postseason games – 2 with New England and 1 with Miami.
- His 40.7 net punt average in 2023 was the 5th-best in franchise history:

DOLPHINS SINGLE-SEASON NET PUNT AVERAGE LEADERS			
(min. 40 punts)			
PLAYER	YEAR	AVG	
1. Brandon Fields	2013	42.4	
2. Brandon Fields	2012	41.2	
3. Brandon Fields	2011	41.12	
4. Matt Haack	2019	41.10	
5. JAKE BAILEY	2023	40.7	

- Led the NFL in net punt avg. in 2020:

2020 NFL NET PUNT AVERAGE LEADERS			
(min. 40 punts)			
PLAYER	TEAM	AVG	
1. JAKE BAILEY	NEW ENGLAND	45.6	
2. Jack Fox	Detroit	44.8	
3. Michael Dickson	Seattle	44.4	
4. Tress Way	Washington	44.3	
5. Corey Bojorquez	Buffalo	44.0	

- Holds 2 of the Patriots' top 5 single-season net punt averages, including the team record set in 2020:

PATRIOTS SINGLE-SEASON NET PUNT AVG. LEADERS			
(min. 40 punts)			
PLAYER	YEAR	AVG	
1. JAKE BAILEY	2020	45.6	
2. Bryce Baringer	2024	41.7	
3. Zoltan Mesko	2011	41.5	
4. Ryan Allen	2016	41.4	
5. JAKE BAILEY	2019	41.3	

- His 45.6 net punt average in 2020 was the 4th-best in NFL history:

NFL SINGLE-SEASON NET PUNT AVERAGE LEADERS				
(min. 40 punts)				
PLAYER	TEAM	YEAR	AVG	
1. Jack Fox	Detroit	2024	46.2	
2. Johnny Hekker	L.A. Rams	2016	46.0	
3. Tommy Townsend	Kansas City	2022	45.6	
4. JAKE BAILEY	NEW ENGLAND	2020	45.6	
5. AJ Cole	Las Vegas	2023	45.1	

- His 71 punt return yards allowed in 2020 were the fewest in Patriots history and the 7th-fewest in NFL history.

2024 (MIAMI):

- Played in all 17 games.
- 56 punts for 2,639 yards (47.1 avg.) and a 40.5 net average.
- 1 solo special teams tackle.

VS. JACKSONVILLE (9/8): 4 punts for 198 yards (49.5 avg.) and a 48.8 net average.

AT INDIANAPOLIS (10/20): 6 punts for 286 yards (47.7 avg.) and a 45.5 net average.

VS. NEW ENGLAND (11/24): 5 punts for 240 yards (48.0 avg.) and a 40.4 net average.

AT HOUSTON (12/15): 3 punts for 181 yards (60.3 avg.) and a 45.3 net average.

- His 60.3 punt average tied for the best mark in Dolphins history (minimum 3 punts).

2023 (MIAMI):

- Played in all 17 games.
- 53 punts for 2,424 yards (45.7 avg.) and a 40.7 net average.

VS. DENVER (9/24): 1 punt for 48 yards (48.0 avg.) and a 48.0 net average.

- Held for K Jason Sanders as he set an NFL record

for most PATs in a game with 10.

**VS. NEW ENGLAND (10/29):** 3 punts for 146 yards (48.7 avg.) and a 42.0 net average.

- Pinned 2-of-3 punts inside the 20.

**AT KANSAS CITY IN FRANKFURT (11/5):** 7 punts for 316 yards (45.1 avg.) and a 43.1 net average.

- Pinned 4-of-7 punts inside the 20.

#### POSTSEASON:

**AFC WILD CARD AT KANSAS CITY (1/13):** 4 punts for 163 yards (40.8 avg.) and a 40.5 net average.

#### 2022 (NEW ENGLAND):

- Played in 9 games.
- Missed the rest of the season after being placed on injured reserve on Nov. 19.
- 37 punts for 1,557 yards (42.1 avg.) and a 35.3 net average.
- 2 solo special teams tackles.

**AT MIAMI (9/11):** 3 punts for 118 yards (39.3 avg.) and a 39.3 net average.

- Pinned all 3 of his punts inside the 20.

**VS. DETROIT (10/9):** 2 punts for 101 yards (50.5 avg.) and a 42.5 net average.

#### 2021 (NEW ENGLAND):

- Played in all 17 games.
- 49 punts for 2,316 yards (47.3 avg.) and a 39.6 net average.

**AT N.Y. JETS (9/19):** 5 punts for 219 yards (43.8 avg.) and a 42.6 net average.

- Pinned 4 of his 5 punts inside the 20.

**AT CAROLINA (11/7):** 3 punts for 152 yards (50.7 avg.) and a 42.7 net average.

- Pinned 2 of his 3 punts inside the 20.

**AT ATLANTA (11/18):** 4 punts for 193 yards (48.3 avg.) and a 45.5 net average.

- Pinned 3 of his 4 punts inside the 20.

#### POSTSEASON:

**AFC WILD CARD AT BUFFALO (1/15):** 3 punts for 142 yards (47.3 avg.) and a 29.3 net average.

#### 2020 (NEW ENGLAND):

- Played in all 16 games.
- 55 punts for 2,678 yards (48.7 avg.) and a 45.6 net average.
- His 45.6 net punt average led the NFL and was the best single-season net punt average in Patriots history.
- His 71 punt return yards allowed were the fewest in Patriots history and the 7th-fewest in NFL history.

**AT KANSAS CITY (10/5):** 3 punts for 157 yards (52.3 avg.) and a 52.3 net average.

- Pinned all 3 punts inside the 20.

**AT L.A. RAMS (12/10):** 6 punts for 310 yards (51.7 avg.) and a 50.3 net average.

- Pinned 4 of 6 punts inside the 20.

**VS. BUFFALO (12/28):** 7 punts for 362 yards (51.7 avg.) and a 48.1 net average.

- Pinned 4 of 7 punts inside the 20.

#### PRO BOWL:

- Selected to start the Pro Bowl for the 1st time in his career.

#### HONORS:

- 1st-team All-Pro.
- PFWA All-AFC.

#### 2019 (NEW ENGLAND):

- Played in all 16 games.
- 81 punts for 3,638 yards (44.9 avg.) and a 41.3 net average.
- His 36 punts inside the 20 were a franchise record.
- His 41.3 net punt avg. ranks 4th in Patriots history.

**VS. PITTSBURGH (9/8):** 3 punts for 123 yards (41.0 avg.) and a 41.0 net average.

- Made his NFL debut.

**VS. N.Y. JETS (9/22):** 7 punts for 310 yards (44.3 avg.) and a 41.4 net average.

- Pinned 5 of 7 punts inside the 20.

**AT PHILADELPHIA (11/17):** 8 punts for 381 yards (47.6 avg.) and a 46.0 net average.

#### POSTSEASON:

**AFC WILD CARD VS. TENNESSEE (1/4):** 5 punts for 230 yards (46.0 avg.) and a 38.0 net average.

#### HONORS:

- AFC Special Teams Player of the Week (vs. N.Y. Jets, 9/22).
- AFC Special Teams Player of the Week (at Philadelphia, 11/17).

### BEFORE THE NFL

#### COLLEGE (STANFORD):

- 4-year letterman (2015-18).

**CAREER:** Played in 52 games; 185 punts for 8,105 yards (43.8 avg.) and 76 inside the 20; 1 carry for 17 yards.

- His 43.8 career punt avg. was the best in school history.

**SENIOR (2018):** Played in all 13 games; 68 punts for 2,996 yards (44.1 avg.).

- 2nd-team All-Pac 12.
- His 44.1 punt average was 4th-best in school history.

**JUNIOR (2017):** Played in all 14 games; 57 punts for 2,586 yards (45.4 avg.); 1 carry for 17 yards.

- 2nd-team All-Pac 12.
- His 45.4 punt average led the Pac-12 and ranked 7th nationally.

**SOPHOMORE (2016):** Played in all 13 games; 50 punts for 2,176 yards (43.5 avg.).

- Honorable mention All-Pac 12.

**TRUE FRESHMAN (2015):** Played in 12 games; 10 punts for 347 yards (34.7 avg.).

#### HIGH SCHOOL (SANTA FE CHRISTIAN – SOLANA BEACH, CALIF.)

- Also lettered in soccer and track and field.
- Set school record in the long jump (21-4).

**SENIOR (2014):** 12-of-16 field goals (75.0 pct.) and 26-of-27 PATs (96.3 pct.); 44.1 gross punt avg.

- 2nd-team all-state.

### OFF THE FIELD

#### PERSONAL:

- **MAJOR:** Science, technology and society.

Jake Bailey's NFL Regular Season Stats											
Year	Team	GP	Punt	Yds	Avg	LG	Opp Ret Yds	Net Avg	TB	In 20	
2019	New England	16	81	3638	44.9	65	175	41.3	6	36	
2020	New England	16	55	2678	48.7	71	71	45.6	5	31	
2021	New England	17	49	2316	47.3	71	138	39.6	6	23	
2022	New England	9	37	1557	42.1	62	152	35.3	5	12	
2023	Miami	17	53	2424	45.7	66	207	40.7	3	20	
2024	Miami	17	56	2639	47.1	64	230	40.5	5	22	
NFL Totals		92	331	15252	46.1	71	973	40.8	30	144	

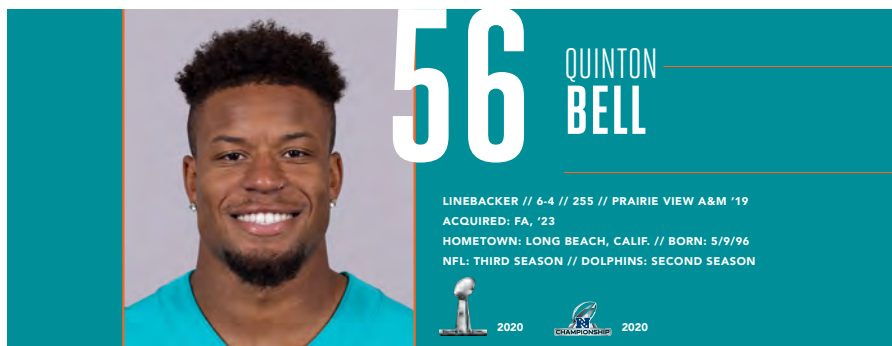
Jake Bailey's NFL Playoff Stats											
Year	Team	GP	Punt	Yds	Avg	LG	Opp Ret Yds	Net Avg	TB	In 20	
2019	New England	1	5	230	46.0	61	0	38.0	2	2	
2021	New England	1	3	142	47.3	53	54	29.3	0	2	
2023	Miami	1	4	163	40.8	51	1	40.5	0	0	
Playoff Totals		3	12	535	44.6	61	55	36.7	2	4	

Additional Stats

Special Teams Tackles: (New England) 1 in 2019, 2 in 2020, 2 in 2022, (Miami) 1 in 2024 for total of 6.  
Rushing: (Miami) 1 carry for 0 yards in 2024.

Single-Game Career Highs

Punts: 9 at Buffalo, 9/29/19  
Punt Yards: 435 at Buffalo, 9/29/19  
Punts Inside the 20: 6 at Philadelphia, 11/17/19  
Longest Punt: 71 Twice, last: at Buffalo, 12/6/21



## NFL CAREER

### TRANSACTIONS:

- Signed to a reserve/future contract with Miami on Jan. 15, 2024.
- Signed to Miami's practice squad on Oct. 17, 2023.
- Waived by Philadelphia on Aug. 30, 2023.
- Signed by Philadelphia on Aug. 19, 2023.
- Waived by Atlanta on April 14, 2023.
- Signed to a reserve/future contract with Atlanta on Jan. 9, 2023.
- Signed to Atlanta's practice squad on Nov. 8, 2022.
- Waived by Atlanta on Nov. 5, 2022.
- Signed to a reserve/future contract with Atlanta on Jan. 10, 2022.
- Signed to Atlanta's practice squad on Sept. 1, 2021.
- Waived by Tampa Bay on Aug. 22, 2021.
- Signed to a reserve/future contract with Tampa Bay on Feb. 9, 2021.
- Signed to Tampa Bay's practice squad on Oct. 28, 2020.
- Waived by Tampa Bay on Oct. 26, 2020.
- Signed to a reserve/future contract with Tampa Bay on Jan. 7, 2020.
- Signed to Tampa Bay's practice squad on Nov. 6, 2019.
- Waived by Oakland on Oct. 16, 2019.
- Signed to Oakland's practice squad on Sept. 1, 2019.
- Waived by Oakland on Aug. 31, 2019.
- 7th-round pick (230th overall) by Oakland in the 2019 NFL Draft.

### CAREER HIGHLIGHTS:

- Played in 27 career games with 3 starts.
- 26 tackles (15 solo), 1.0 sack, 1 pass defended and 1 forced fumble.
- 4 special teams tackles (3 solo).
- Won Super Bowl LV with Tampa Bay.

### 2024 (MIAMI):

- Played in all 17 games with 3 starts.
- 26 tackles (13 solo), 1.0 sack, 1 pass defended and 1 forced fumble.
- 4 special teams tackles (3 solo).

**AT L.A. RAMS (11/11):** 2 solo tackles, 1.0 sack and 1 forced fumble.

- Strip-sacked QB Matthew Stafford for a loss of 9 yards on 1st-and-10, which led the Rams to settle for a FG as time expired in the 2nd quarter.
- It was the 1st sack and 1st forced fumble of his career.

**VS. LAS VEGAS (11/17):** 3 solo tackles and 1 pass defended.

**AT GREEN BAY (11/28):** 4 solo tackles.

- Made his 1st career start.

**AT HOUSTON (12/15):** 2 tackles (1 solo); 1 solo special teams tackle.

### 2023 (MIAMI):

- Played in 1 game with Miami.
- Spent 10 games on Miami's practice squad.
- Spent part of training camp with Philadelphia.

### 2022 (ATLANTA):

- Played in 4 games.
- Inactive for 5 games.
- Spent 7 games on Atlanta's practice squad.
- 3 tackles (2 solo).

**VS. NEW ORLEANS (9/11):** 1 assisted tackle.

- Made his Falcons debut.

### 2021 (ATLANTA):

- Spent the entire season on Atlanta's practice squad.
- Spent the offseason and training camp with Tampa Bay.

### 2020 (TAMPA BAY):

- Played in 5 games.
- Inactive for 2 games.
- Spent 9 games on Tampa Bay's practice squad.

**AT NEW ORLEANS (9/13):** Played but did not record stats.

- Made his NFL debut.

### 2019 (TAMPA BAY):

- Spent 8 games on Tampa Bay's practice squad.
- Spent the offseason and training camp with Oakland.

BEFORE THE NFL

COLLEGE (PRAIRIE VIEW A&M):

- 4-year letterman (2015-18).
- Played wide receiver and defensive end.
- Also ran track and field.
- Transferred from Riverside City College where he ran track.

**CAREER:** Played in 34 games; 46 tackles (14 solo) and 7.5 sacks; 19 receptions for 259 yards (13.6 avg.) and 1 TD.

- SENIOR (2018):** Played in 10 games; 46 tackles (14 solo) and 7.5 sacks.
- Switched to defensive end.
  - 2nd-team All-SWAC.

**JUNIOR (2017):** Played in 9 games; 8 receptions for 97 yards (12.1 avg.).

**SOPHOMORE (2016):** Played in 10 games; 9 receptions for 138 yards (15.3 avg.) and 1 TD.

**TRUE FRESHMAN (2015):** Played in 6 games; 2 receptions for 24 yards (12.0 avg.).

HIGH SCHOOL (COSTA MESA HS – COSTA MESA, CALIF.)

- Transferred to Costa Mesa his junior year where he played wide receiver.
- Also participated in basketball and track.
- Played football at Long Beach Poly his sophomore year.

QUINTON BELL'S NFL REGULAR SEASON STATS

YEAR	TEAM	GP	GS	TACKLES					YDS	INTERCEPTIONS					FUMBLES	
				TOT	SOLO	ASST	SK			INT	YDS	LG	TD	PD	FF	FR
2020	TAMPA BAY	5	0	0	0	0	0.0	0.0		0	0	-	0	0	0	0
2021	ATLANTA			PRACTICE SQUAD												
2022	ATLANTA	4	0	3	2	1	0.0	0.0		0	0	-	0	0	0	0
2023	MIAMI	1	0	0	0	0	0.0	0.0		0	0	-	0	0	0	0
2024	MIAMI	17	3	23	13	10	1.0	9.0		0	0	-	0	1	1	0
NFL TOTALS		27	3	26	15	11	1.0	9.0		0	0	-	0	1	1	0

ADDITIONAL STATS

Special Teams Tackles: (Miami) 4 in 2024.

SINGLE-GAME CAREER HIGHS

Tackles:	4	at Green Bay, 11/28/24
Sacks:	1.0	at L.A. Rams, 11/11/24
Passes Defensed:	1	vs. Las Vegas, 11/17/24
Forced Fumbles:	1	at L.A. Rams, 11/11/24



## NFL CAREER

### TRANSACTIONS:

- Signed with Miami on March 17, 2023.
- Released by N.Y. Jets on March 15, 2023.
- Awarded off waivers to the N.Y. Jets on Sept. 1, 2019.
- Waived by New England on Aug. 31, 2019.
- 6th-round pick (210th overall) by New England in the 2018 NFL Draft.

### CAREER HONORS:

- 2021 1st-team All-Pro as kick returner.
- AFC Special Teams Player of the Week (vs. Jacksonville, 12/26/21).

### CAREER HIGHLIGHTS:

- Played in 87 career games with 6 starts.
- 134 receptions for 1,323 yards (9.9 avg.) and 6 TDs.
- 20 carries for 171 yards (8.6 avg.) and 4 TDs.
- 1-of-1 passing (100.0 pct.) for 2 yards and 1 TD.
- 88 kickoff returns for 2,184 yards (24.8 avg.) and 1 TD.
- 97 punt returns for 1,105 yards (11.4 avg.).
- 1 special teams tackle.
- 3 miscellaneous tackles.
- Played in 1 postseason game with Miami.
- His 11.39 yard punt return average ranks 5th in the NFL since he made his debut in 2019 (min. 75 returns):

#### HIGHEST PUNT RETURN AVG. (SINCE 2019)

(min. 75 returns)

PLAYER	TEAM	PR	YDS	AVG
1. Devin Duvernay	Bal./Jax.	88	1,053	12.0
2. Gunner Olszewski	NE/Pit/NYG	98	1,170	11.9
3. Kalif Raymond	Ten./Det.	127	1,497	11.8
4. Nyheim Hines	Ind./Buf./Cle.	89	1,015	11.40
5. <b>BRAXTON BERRIOS</b>	<b>NYJ/MIA.</b>	<b>97</b>	<b>1,105</b>	<b>11.39</b>

- His 30.4 yard kickoff return average in 2021 led the NFL (min. 22 returns)

#### HIGHEST KICKOFF RETURN AVG. (2021)

(min. 22 returns)

PLAYER	TEAM	KR	YDS	AVG
1. <b>BRAXTON BERRIOS</b>	<b>NYJ</b>	<b>28</b>	<b>852</b>	<b>30.4</b>
2. Andre Roberts	Hou./LAC	37	1,010	27.3
3. DeAndre Carter	Was.	36	904	25.1
4. Godwin Igwebiuke	Det.	28	697	24.9
5. Byron Pringle	KC	25	621	24.8

### 2024 (MIAMI):

- Played in 5 games.
- Missed the rest of the season after being placed on injured reserve on Oct. 21.
- 3 kickoff returns for 76 yards (25.3 avg.).
- 7 punt returns for 103 yards (14.7 avg.).

**AT SEATTLE (9/22):** 1 kickoff return for 31 yards; 1 punt return for 44 yards.

- It was the longest punt return of his career.

**VS. TENNESSEE (9/30):** 1 punt return for 27 yards.

### 2023 (MIAMI):

- Played in 16 games with 1 start.
- Inactive for 1 game.
- 27 receptions for 238 yards (8.8 avg.) and 1 TD.
- 1 carry for 11 yards (11.0 avg.).
- 18 kickoff returns for 441 yards (24.5 avg.).
- 23 punt returns for 235 yards (10.2 avg.).

**AT L.A. CHARGERS (9/10):** 3 receptions for 42 yards (14.0 avg.).

- Caught a 16-yard pass from QB Tua Tagovailoa to convert on 3rd-and-15 in the 4th quarter.
- Made his Dolphins debut.

**AT BUFFALO (10/1):** 6 receptions for 43 yards (7.2 avg.) and 1 TD; 1 carry for 11 yards (11.0 avg.); 4 kickoff returns for 91 yards (22.8 avg.).

- Caught an 11-yard TD pass from QB Tua Tagovailoa on 3rd-and-6 in the 3rd quarter.

**AT PHILADELPHIA (10/22):** 1 reception for 7 yards (7.0 avg.); 1 punt return for 16 yards (16.0 avg.); 4 kickoff returns for 105 yards (26.3 avg.).

### POSTSEASON:

**AFC WILD CARD AT KANSAS CITY (1/13):** 3 kickoff returns for 69 yards (23.0 avg.).

### 2022 (N.Y. JETS):

- Played in all 17 games with 2 starts.
- 18 receptions for 145 yards (8.1 avg.).
- 9 carries for 91 yards (10.1 avg.) and 2 TDs.
- 1-of-1 passing (100.0 pct.) for 2 yards and 1 TD.
- 26 kickoff returns for 600 yards (23.1 avg.).
- 21 punt returns for 240 yards (11.4 avg.).

**VS. BALTIMORE (9/11):** 5 receptions for 37 yards (7.4 avg.); 2 kickoff returns for 48 yards (24.0 avg.); 2 punt returns for 30 yards (15.0 avg.).

**AT PITTSBURGH (10/2):** 1 reception for 6 yards; 1-of-1 passing (100.0 pct.) for 2 yards and 1 TD.

- Completed a 2-yard TD pass to QB Zach Wilson in the 2nd quarter.

- Became the 5th NFL player since 1970 to record a passing, receiving, rushing and kickoff return TD in his career.

**AT GREEN BAY (10/16):** 1 reception for 6 yards; 1 carry for 20 yards and 1 TD; 1 kickoff return for 29 yards; 3 punt returns for 34 yards (11.3 avg.).

- Took a carry 20 yards for a score to give the Jets a 3rd quarter lead.

## 2021 (N.Y. JETS):

- Played in 16 games with 1 start.
- Missed the final game of the season after being placed on injured reserve on Jan. 7, 2022.
- 46 receptions for 431 yards (9.4 avg.) and 2 TDs.
- 7 carries for 40 yards (5.7 avg.) and 2 TDs.
- 28 kickoff returns for 852 yards (30.4 avg.) and 1 TD.
- 15 punt returns for 201 yards (13.4 avg.).
- Led the NFL with a 30.4 kickoff return average.

**VS. NEW ENGLAND (9/19):** 7 receptions for 73 yards (10.4 avg.); 4 kickoff returns for 95 yards (23.8 avg.); 1 punt return for 6 yards.

**VS. JACKSONVILLE (12/26):** 5 receptions for 37 yards (7.4 avg.); 1 carry for 3 yards; 3 kickoff returns for 138 yards (46.0 avg.) and 1 TD; 1 punt return for 12 yards.

- Returned a kickoff 102 yards for a TD in the 2nd quarter to give the Jets a 4-point lead.
- It was the 1st kickoff return for a TD in his career.
- It was the 4th-longest kickoff return for a TD by a Jets player since 2000.

**VS. TAMPA BAY (1/2):** 8 receptions for 65 yards (8.1 avg.) and 1 TD; 2 carries for 12 yards (6.0 avg.) and 1 TD; 2 kickoff returns for 55 yards (27.5 avg.).

- Scored on a 1-yard carry in the 1st quarter.
- Caught a 9-yard TD pass from QB Zach Wilson to give the Jets a 2nd quarter lead.
- It was the 1st multi-score game of his career.

## HONORS:

- 1st-team All-Pro as kick returner.
- AFC Special Teams Player of the Week (vs. Jacksonville, 12/26).

## 2020 (N.Y. JETS):

- Played in all 16 games with 2 starts.
- 37 receptions for 394 yards (10.6 avg.) and 3 TDs.
- 3 carries for 29 yards (9.7 avg.).
- 9 kickoff returns for 167 yards (18.6 avg.).
- 10 punt returns for 86 yards (8.6 avg.).

**VS. SAN FRANCISCO (9/20):** 6 receptions for 59 yards (9.8 avg.) and 1 TD.

- Caught his 1st NFL TD on a 30-yard pass from QB Sam Darnold in the 4th quarter.

**AT INDIANAPOLIS (9/27):** 4 receptions for 64 yards (16.0 avg.) and 1 TD.

- Caught a 16-yard TD pass from QB Sam Darnold to tie the game in the 1st quarter.
- Made his 1st NFL start.

**VS. CLEVELAND (12/27):** 3 receptions for 60 yards (20.0 avg.) and 1 TD; 3 punt returns for 21 yards (7.0 avg.).

- Caught a 43-yard TD pass from WR Jamison Crowder to take an early 1st quarter lead.

## 2019 (N.Y. JETS/NEW ENGLAND):

- Played in all 16 games with the N.Y. Jets.
- 6 receptions for 115 yards (19.2 avg.) with the N.Y. Jets.
- 4 kickoff returns for 48 yards (12.0 avg.) with the N.Y. Jets.
- 21 punt returns for 240 yards (11.4 avg.) with the N.Y. Jets.
- Awarded off waivers to the N.Y. Jets on Sept. 1.
- Waived by New England on Aug. 31.
- Spent the offseason program and training camp with New England.

**VS. BUFFALO (9/8):** 1 kickoff return for 10 yards.

- Made his NFL debut.

**AT NEW ENGLAND (9/22):** 2 receptions for 29 yards (14.5 avg.).

- Made his 1st 2 NFL catches.

**VS. OAKLAND (11/24):** 1 reception for 69 yards.

- Caught a 69-yard pass from QB Sam Darnold on the opening drive of the 3rd quarter.

## 2018 (NEW ENGLAND):

- Missed the entire season after being placed on injured reserve on Sept. 1.

## BEFORE THE NFL

## COLLEGE (MIAMI):

- 4-year letterman (2014-17) and 1-year starter.

**CAREER:** Played in 50 games with 20 starts; 100 receptions for 1,175 yards (11.8 avg.) and 14 TDs; 1-of-1 passing for 17 yards; 4 carries for 72 yards (18.0 avg.); 47 punt returns for 488 yards (10.4 avg.) and 1 TD; 3 kickoff returns for 60 yards (20.0 avg.).

**SENIOR (2017):** Started all 13 games; 55 receptions for 679 yards (12.4 avg.) and 9 TDs; 1-of-1 passing for 17 yards; 13 punt returns for 207 yards (15.9 avg.).

- Jim Tatum Award recipient as the ACC's top senior student-athlete.
- 3rd-team All-ACC at wide receiver.
- Honorable mention All-ACC on special teams.
- His 55 receptions, 679 receiving yards and 9 receiving TDs all led the team.

**JUNIOR (2016):** Played in all 13 games with 3 starts; 12 receptions for 178 yards (14.8 avg.) and 2 TDs; 19 punt returns for 215 yards (11.3 avg.) and 1 TD; 2 kickoff returns for 40 yards (20.0 avg.).

**SOPHOMORE (2015):** Played in 11 games; 12 receptions for 86 yards (7.2 avg.); 4 carries for 72 yards (18.0 avg.); 11 punt returns for 46 yards (4.2 avg.); 1 kickoff return for 20 yards.

**TRUE FRESHMAN (2014):** Played in all 13 games with 4 starts; 21 receptions for 232 yards (11.1 avg.) and 3 TDs; 4 punt returns for 20 yards (5.0 avg.).

## HIGH SCHOOL (LEESVILLE ROAD HS – RALEIGH, N.C.)

- Played on both sides of the ball.

**SENIOR (2013):** 536 rushing yards and 11 rushing TDs.

**JUNIOR (2012):** 760 receiving yards and 10 receiving TDs; 1,142 rushing yards and 23 rushing TDs.

OFF THE FIELD

COMMUNITY:

2024:

- Joined the Dolphins Cancer Challenge executive board and fundraising efforts for the second annual “Art of Giving Back” event in the Miami

Design District with all proceeds benefitting the Sylvester Comprehensive Cancer Center.

PERSONAL:

- **MAJOR:** Finance and entrepreneurship.
- Was valedictorian of Miami’s School of Business Administration with a 3.961 GPA.

BRAXTON BERRIOS' NFL REGULAR SEASON STATS

YEAR	TEAM	GP	GS	RECEIVING					RUSHING				
				REC	YDS	AVG	LG	TD	ATT	YDS	AVG	LG	TD
2018	NEW ENGLAND			INJURED RESERVE									
2019	N.Y. JETS	16	0	6	115	19.2	69	0	0	0	0.0	-	0
2020	N.Y. JETS	16	2	37	394	10.6	43t	3	3	29	9.7	15	0
2021	N.Y. JETS	16	1	46	431	9.4	46	2	7	40	5.7	11	2
2022	N.Y. JETS	17	2	18	145	8.1	25	0	9	91	10.1	25	2
2023	MIAMI	16	1	27	238	8.8	22	1	1	11	11.0	11	0
2024	MIAMI	6	0	0	0	0.0	-	0	0.0	0	0.0	-	0
NFL TOTALS		87	6	134	1323	9.9	69	6	20	171	8.6	25	4

BRAXTON BERRIOS' NFL PLAYOFF STATS

YEAR	TEAM	GP	GS	RECEIVING					RUSHING				
				REC	YDS	AVG	LG	TD	ATT	YDS	AVG	LG	TD
2023	MIAMI	1	0	0	0	0.0	-	0	0	0	0.0	-	0
PLAYOFF TOTALS		1	0	0	0	0.0	-	0	0	0	0.0	-	0

BRAXTON BERRIOS' NFL REGULAR SEASON RETURNING STATS

YEAR	TEAM	KR	KICKOFF RETURN				PR	FC	PUNT RETURN			
			YDS	AVG	LG	TD			YDS	AVG	LG	TD
2018	NEW ENGLAND	INJURED RESERVE										
2019	N.Y. JETS	4	48	12.0	25	0	21	32	240	11.4	26	0
2020	N.Y. JETS	9	167	18.6	28	0	10	24	86	8.6	18	0
2021	N.Y. JETS	28	852	30.4	102t	1	15	24	201	13.4	28	0
2022	N.Y. JETS	26	600	23.1	42	0	21	28	240	11.4	22	0
2023	MIAMI	18	441	24.5	33	0	23	24	235	10.2	19	0
2024	MIAMI	3	76	25.3	31	0	7	12	103	14.7	44	0
NFL TOTALS		88	2184	24.8	102t	1	97	144	1105	11.4	44	0

BRAXTON BERRIOS' NFL PLAYOFF RETURNING STATS

YEAR	TEAM	KR	KICKOFF RETURN				PR	FC	PUNT RETURN			
			YDS	AVG	LG	TD			YDS	AVG	LG	TD
2023	MIAMI	3	69	23.0	30	0	0	1	0	0.0	-	0
PLAYOFF TOTALS		3	69	23.0	30	0	0	1	0	0.0	-	0

ADDITIONAL STATS

**Special Teams Tackles:** (N.Y. Jets) 1 in 2019.  
**Miscellaneous Tackles:** (N.Y. Jets) 1 in 2019, 1 in 2022, (Miami) 1 in 2024 for total of 3.  
**Miscellaneous Fumble Recoveries:** (Miami) 1 in 2023.

SINGLE-GAME CAREER HIGHS

**Receptions:** 8 Twice, last: vs. Tampa Bay, 1/2/22  
**Receiving Yards:** 73 vs. New England, 9/19/21  
**Longest Reception:** 69 vs. Oakland, 11/24/19  
**Receiving TDs:** 1 6 times, last: at Buffalo, 10/1/23  
**Punt Returns:** 5 at N.Y. Jets, 11/24/23  
**Punt Return Yards:** 53 vs. N.Y. Jets, 11/17/23  
**Longest Punt Return:** 44 at Seattle, 9/22/24

2019 GAME-BY-GAME STATS (N.Y. JETS)

DATE	OPPONENT	P/S	REC	YDS	AVG	LG	TD
09/08	BUFFALO	1/0	0	0	0.0	-	0
09/16	CLEVELAND	1/0	0	0	0.0	-	0
09/22	at New England	1/0	2	29	14.5	23	0
10/06	at Philadelphia	1/0	0	0	0.0	-	0
10/13	DALLAS	1/0	0	0	0.0	-	0
10/21	NEW ENGLAND	1/0	1	1	1.0	1	0
10/27	at Jacksonville	1/0	0	0	0.0	-	0
11/03	at Miami	1/0	0	0	0.0	-	0
11/10	N.Y. GIANTS	1/0	0	0	0.0	-	0
11/17	at Washington	1/0	0	0	0.0	-	0
11/24	OAKLAND	1/0	1	69	69.0	69	0
12/01	at Cincinnati	1/0	1	5	5.0	5	0
12/08	MIAMI	1/0	0	0	0.0	-	0
12/12	at Baltimore	1/0	0	0	0.0	-	0
12/22	PITTSBURGH	1/0	0	0	0.0	-	0
12/29	at Buffalo	1/0	1	11	11.0	11	0
2019 TOTALS		16/0	6	115	19.2	69	0

### 2020 GAME-BY-GAME STATS (N.Y. JETS)

DATE	OPPONENT	P/S	REC	YDS	AVG	LG	TD
09/13	at Buffalo	1/0	0	0	0.0	-	0
09/20	SAN FRANCISCO	1/0	6	59	9.8	30t	1
09/27	at Indianapolis	1/1	4	64	16.0	28	1
10/01	DENVER	1/0	0	0	0.0	-	0
10/11	ARIZONA	1/0	0	0	0.0	-	0
10/18	at Miami	1/0	1	18	18.0	18	0
10/25	BUFFALO	1/1	4	35	8.8	22	0
11/01	at Kansas City	1/0	8	34	4.3	15	0
11/09	NEW ENGLAND	1/0	1	13	13.0	13	0
11/22	at L.A. Chargers	1/0	0	0	0.0	-	0
11/29	MIAMI	1/0	0	0	0.0	-	0
12/06	LAS VEGAS	1/0	2	33	16.5	25	0
12/13	at Seattle	1/0	3	49	16.3	34	0
12/20	at L.A. Rams	1/0	2	9	4.5	5	0
12/27	CLEVELAND	1/0	3	60	20.0	43t	1
01/03	at New England	1/0	3	20	6.7	10	0
2020 TOTALS		16/2	37	394	10.6	43t	3

### 2021 GAME-BY-GAME STATS (N.Y. JETS)

DATE	OPPONENT	P/S	REC	YDS	AVG	LG	TD
09/12	at Carolina	1/0	5	51	10.2	25	0
09/19	NEW ENGLAND	1/0	7	73	10.4	27	0
09/26	at Denver	1/0	2	26	13.0	22	0
10/03	TENNESSEE	1/0	1	0	0.0	0	0
10/10	at Atlanta	1/0	1	6	6.0	6	0
10/24	at New England	1/0	0	0	0.0	-	0
10/31	CINCINNATI	1/0	2	13	6.5	8t	1
11/04	at Indianapolis	1/0	2	5	2.5	5	0
11/14	BUFFALO	1/0	3	19	6.3	7	0
11/21	MIAMI	1/0	0	0	0.0	-	0
11/28	at Houston	1/0	2	47	23.5	46	0
12/05	PHILADELPHIA	1/0	1	11	11.0	11	0
12/12	NEW ORLEANS	1/0	6	52	8.7	17	0
12/19	at Miami	1/0	1	26	26.0	22	0
12/26	JACKSONVILLE	1/1	5	37	7.4	12	0
01/02	TAMPA BAY	1/0	8	65	8.1	11	1
01/09	at Buffalo		INJURED RESERVE				
2021 TOTALS		16/1	46	431	9.4	8t	2

### 2022 GAME-BY-GAME STATS (N.Y. JETS)

DATE	OPPONENT	P/S	REC	YDS	AVG	LG	TD
09/11	BALTIMORE	1/0	5	37	7.4	13	0
09/18	at Cleveland	1/0	0	0	0.0	-	0
09/25	CINCINNATI	1/0	0	0	0.0	-	0
10/02	at Pittsburgh	1/0	1	6	6.0	6	0
10/09	MIAMI	1/0	1	-1	-1.0	-1	0
10/16	at Green Bay	1/0	1	6	6.0	6	0
10/23	at Denver	1/0	3	15	5.0	8	0
10/30	NEW ENGLAND	1/1	0	0	0.0	-	0
11/06	BUFFALO	1/0	1	6	6.0	6	0
11/20	at New England	1/0	0	0	0.0	-	0
11/27	CHICAGO	1/1	1	4	4.0	4	0
12/04	at Minnesota	1/0	2	9	4.5	8	0
12/11	at Buffalo	1/0	1	25	25.0	25	0
12/18	DETROIT	1/0	1	14	14.0	14	0
12/22	JACKSONVILLE	1/0	0	0	0.0	-	0
01/01	at Seattle	1/0	1	24	24.0	24	0
01/08	at Miami	1/0	0	0	0.0	-	0
2022 TOTALS		17/2	18	145	8.1	25	0

### 2023 GAME-BY-GAME STATS (MIAMI)


DATE	OPPONENT	P/S	REC	YDS	AVG	LG	TD
09/10	at L.A. Chargers	1/0	3	42	14.0	16	0
09/17	at New England	1/0	2	28	14.0	18	0
09/24	DENVER	1/0	2	33	16.5	22	0
10/01	at Buffalo	1/0	6	43	7.2	15	1
10/08	N.Y. GIANTS	1/0	2	13	6.5	13	0
10/15	CAROLINA	1/0	2	20	10.0	10	0
10/22	at Philadelphia	1/1	1	7	7.0	7	0
10/29	NEW ENGLAND	1/0	2	8	4.0	5	0
11/05	at Kansas City	1/0	0	0	0.0	-	0
11/19	LAS VEGAS		INACTIVE				
11/24	at N.Y. Jets	1/0	0	0	0.0	-	0
12/03	at Washington	1/0	0	0	0.0	-	0
12/11	TENNESSEE	1/0	2	13	6.5	7	0
12/17	N.Y. JETS	1/0	1	12	12.0	12	0
12/24	DALLAS	1/0	0	0	0.0	-	0
12/31	at Baltimore	1/0	2	10	5.0	6	0
01/07	BUFFALO	1/0	2	9	4.5	7	0
2023 TOTALS		16/1	27	238	8.8	22	1

DATE	OPPONENT	P/S	REC	YDS	AVG	LG	TD
01/13	at Kansas City*	1/0	0	0	0.0	-	0

\* AFC Wild Card game

### 2024 GAME-BY-GAME STATS (MIAMI)

DATE	OPPONENT	P/S	REC	YDS	AVG	LG	TD
09/08	JACKSONVILLE	1/0	0	0	0.0	-	0
09/12	BUFFALO	1/0	0	0	0.0	-	0
09/22	at Seattle	1/0	0	0	0.0	-	0
09/30	TENNESSEE	1/0	0	0	0.0	-	0
10/06	at New England	1/0	0	0	0.0	-	0
10/20	at Indianapolis	1/0	0	0	0.0	-	0
10/27	ARIZONA		INJURED RESERVE				
11/03	at Buffalo		INJURED RESERVE				
11/11	at L.A. Rams		INJURED RESERVE				
11/17	LAS VEGAS		INJURED RESERVE				
11/24	NEW ENGLAND		INJURED RESERVE				
11/28	at Green Bay		INJURED RESERVE				
12/08	N.Y. JETS		INJURED RESERVE				
12/15	at Houston		INJURED RESERVE				
12/22	SAN FRANCISCO		INJURED RESERVE				
12/29	at Cleveland		INJURED RESERVE				
01/05	at N.Y. Jets		INJURED RESERVE				
2024 TOTALS		6/0	0	0	0.0	-	0



27

ETHAN

BONNER

CORNERBACK // 6-1 // 186 // STANFORD '23

ACQUIRED: FA, '23

HOMETOWN: THE WOODLANDS, TEXAS // BORN: 10/23/99

NFL: FIRST SEASON // DOLPHINS: FIRST SEASON

NFL CAREER

TRANSACTIONS:

- Signed to a reserve/future contract with Miami on Jan. 15, 2024.
- Signed by Miami as an undrafted college free agent on May 12, 2023.

CAREER HIGHLIGHTS:

- Played in 7 career games.
- 2 tackles (1 solo) and 1 pass defended.
- Played in 1 postseason game.

2024 (MIAMI):

- Played in 5 games.
- Inactive for 12 games.
- 1 solo tackle.

AT CLEVELAND (12/29): 1 solo tackle.

2023 (MIAMI):

- Played in 2 games.
- Inactive for 1 game.
- Spent 14 games on Miami's practice squad.
- 1 assisted tackle and 1 pass defended.

VS. N.Y. JETS (12/17): 1 assisted tackle and 1 pass defended.

- Made his NFL debut.

POSTSEASON:

AFC WILD CARD AT KANSAS CITY (1/13): 2 solo tackles and 1 forced fumble.

- Forced RB Clyde Edwards-Helaire to fumble on 3rd-and-7 which was recovered by DT Da'Shawn Hand with 1:15 remaining in the 4th quarter.

BEFORE THE NFL

COLLEGE (STANFORD):

- 4-year letterman (2018, 2020-22) and 2-year starter.

**CAREER:** Played in 21 games with 15 starts; 59 tackles (42 solo) and 5 passes defended.

**SENIOR (2022):** Started 10 games; 29 tackles (20 solo) and 5 passes defended.

**JUNIOR (2021):** Played in 5 games with 4 starts; 21 tackles (15 solo).

**SOPHOMORE (2020):** Played in 2 games with 1 start; 8 tackles (6 solo).

**REDSHIRT FRESHMAN (2019):** Did not play in any games.

**TRUE FRESHMAN (2018):** Played in 4 games; 1 solo tackle.

- Granted a redshirt.

HIGH SCHOOL (THE WOODLANDS HS – THE WOODLANDS, TEXAS)

- Also participated in track and field on a state record-setting 4x200-meter relay team.

**SENIOR (2017):** 81 tackles, 5 interceptions, 9 passes defended and 2 forced fumbles

- 1st-team all-district.
- 1st-team all-county.

OFF THE FIELD

PERSONAL:

- MAJOR:** Economics.

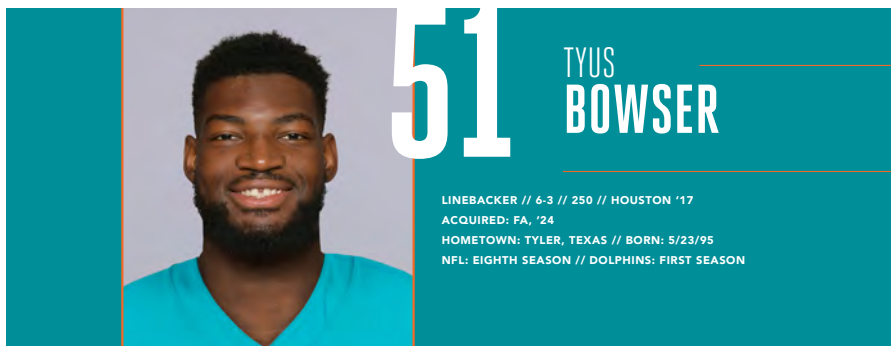
ETHAN BONNER'S NFL REGULAR SEASON STATS																
YEAR	TEAM	GP	GS	TACKLES					INTERCEPTIONS					FUMBLES		
				TOT	SOLO	ASST	SK	YDS	INT	YDS	LG	TD	PD	FF	FR	
2023	MIAMI	2	0	1	0	1	0.0	0.0	0	0	-	0	1	0	0	
2024	MIAMI	5	0	1	1	0	0.0	0.0	0	0	-	0	0	0	0	
NFL TOTALS		7	0	2	1	1	0.0	0.0	0	0	-	0	1	0	0	

Ethan Bonner's NFL Playoff Stats														
Year	Team			Tackles					Interceptions					Fumbles
		GP	GS	TOT	SOLO	ASST	SK	YDS	INT	YDS	LG	TD	PD	FF FR
2023	MIAMI	1	0	2	2	0	0.0	0.0	0	0	-	0	0	1 0
NFL TOTALS		1	0	2	2	0	0.0	0.0	0	0	-	0	0	1 0

### SINGLE-GAME CAREER HIGHS

- Tackles:** 2 at Kansas City, 1/13/24\*
- Passes Defensed:** 1 vs. N.Y. Jets, 12/17/23
- Forced Fumbles:** 1 at Kansas City, 1/13/24\*

\* AFC Wild Card game



## NFL CAREER

### TRANSACTIONS:

- Signed to Miami's active roster on Oct. 3, 2024.
- Signed to Seattle's practice squad on Aug. 30, 2024.
- Released by Baltimore on March 13, 2024.
- 2nd-round pick (47th overall) by Baltimore in the 2017 NFL Draft.

### CAREER HONORS:

- Pepsi NFL Rookie of the Week (vs. Cleveland, 9/17/17).

### CAREER HIGHLIGHTS:

- Played in 98 career games with 28 starts.
- 148 tackles (87 solo), 19.5 sacks, 4 interceptions, 16 passes defended, 4 forced fumbles and 1 fumble recovery.
- 15 special teams tackles (12 solo)
- Played in 5 postseason games with Baltimore.

### 2024 (SEATTLE/MIAMI):

- Played in 7 games with 4 starts with Miami.
- Missed the rest of the season with Miami after being placed on injured reserve on Nov. 28.
- 10 tackles (5 solo) with Miami.
- Played in 2 games with 1 start with Seattle.
- Spent 2 games on Seattle's practice squad.
- 1 solo tackle with Seattle.

**AT NEW ENGLAND (10/6):** 1 assisted tackle.

- Made his Dolphins debut.

**AT INDIANAPOLIS (10/20):** 2 tackles (1 solo).

**VS. ARIZONA (10/27):** 2 solo tackles.

### 2023 (BALTIMORE):

- Spent the entire season on the Reserve/Non-Football Injury list.

### 2022 (BALTIMORE):

- Played in 9 games with 4 starts.
- Missed the first 8 games of the season after being placed on Reserve/PUP list on Aug. 26 and activated on Nov. 1.
- 13 tackles (8 solo), 2.0 sacks, 2 passes defended and 1 forced fumble.

**AT JACKSONVILLE (11/27):** 3 tackles, 1.0 sack and 1 forced fumble.

- Strip-sacked QB Trevor Lawrence for a loss of 3 yards, which was recovered by CB Marcus Peters at the Jacksonville 25-yard line with 28 seconds remaining in the 3rd quarter.

**AT PITTSBURGH (12/11):** 2 solo tackles and 1.0 sack.

- Sacked QB Mitch Trubisky for a loss of 5 yards, which helped force a Pittsburgh field goal attempt that was blocked by DT Calais Campbell in the 4th quarter.

### POSTSEASON:

**AFC WILD CARD AT CINCINNATI (1/15):** 3 tackles (2 solo) and 1.0 sack.

- Sacked QB Joe Burrow for a loss of 9 yards on third-and-10, forcing Cincinnati to punt.

### 2021 (BALTIMORE):

- Started all 17 games.
- 56 tackles (31 solo), 7.0 sacks, 4 passes defended and 2 forced fumbles.
- 3 special teams tackles (2 solo).

**AT DENVER (10/3):** 3 tackles (2 solo) and 2.0 sacks.

- Sacked QB Teddy Bridgewater for a loss of 6 yards on 3rd-and-7, forcing Denver to punt.
- Sacked QB Drew Lock for a loss of 8 yards with 10:28 remaining in the 3rd quarter.

**VS. INDIANAPOLIS (10/11):** 6 tackles (3 solo).

**AT CHICAGO (11/21):** 5 tackles (4 solo) and 2.0 sacks, 1 pass defended and 1 forced fumble.

- Strip-sacked QB Justin Fields, which was recovered by DT Calais Campbell at the Baltimore 36-yard line with 8:33 remaining in the 2nd quarter.

- Sacked QB Andy Dalton for a loss of 18 yards as time expired, securing Baltimore's victory.

**VS. CLEVELAND (11/28):** 4 tackles (2 solo), 1.0 sack and 1 pass defended.

- Sacked QB Baker Mayfield for a loss of 7 yards on 2nd-and-13 in the 4th quarter.

**VS. L.A. RAMS (1/2):** 2 solo tackles, 1.0 sack and 1 forced fumble.

- Strip-sacked QB Matthew Stafford for a loss of 9 yards, which was recovered by LB Justin Houston at the Baltimore 20-yard line in the 4th quarter.

### 2020 (BALTIMORE):

- Played in all 16 games with 2 starts.
- 34 tackles (17 solo), 2.0 sacks, 3 interceptions and 5 passes defended.

**VS. CLEVELAND (9/13):** 2 solo tackles, 1.0 sack and 1 pass defended.

- Sacked QB Baker Mayfield for a loss of 14 yards on 4th-and-4, forcing a turnover on downs at the Baltimore 42-yard line with 3:08 remaining in the 4th quarter.

**AT HOUSTON (9/20):** 3 solo tackles and 1.0 sack.

- Sacked QB Deshaun Watson for a loss of 9 yards with 2:55 remaining in the 3rd quarter.

**VS. TENNESSEE (11/22):** 2 solo tackles, 1 interception, 1 pass defended.

- Intercepted a pass from QB Ryan Tannehill and returned it 25 yards to the Tennessee 22-yard line with 14:08 remaining in the 2nd quarter.

**AT PITTSBURGH (12/2):** 3 solo tackles, 1 interception, 1 pass defended.

- Picked off QB Ben Roethlisberger in the end zone and returned it 11 yards to Baltimore's 6-yard line.
- It was his 2nd-consecutive game with an interception.

**AT CLEVELAND (12/14):** 3 tackles (1 solo), 1 interception, 1 pass defended.

- Intercepted a pass from QB Baker Mayfield and returned it 17 yards to the Cleveland 1-yard line, which led to a Baltimore TD.

#### POSTSEASON:

**AFC WILD CARD AT TENNESSEE (1/10):** 2 tackles (1 solo).

**AFC DIVISIONAL AT BUFFALO (1/16):** 1 solo tackle and 1 pass defended.

### 2019 (BALTIMORE):

- Played in 16 games.
- 20 tackles (16 solo), 5.0 sacks, 2 passes defended, 1 forced fumble and 1 fumble recovery; 1 fumble recovery return for a TD.
- 4 solo special teams tackles.

**VS. CLEVELAND (9/29):** 1 solo tackle and 1.0 sack; 1 solo special teams tackle.

- Sacked QB Baker Mayfield for a loss of 5 yards on Cleveland's 1st possession, forcing them to punt.

**AT CINCINNATI (11/19):** 2 tackles, 1 pass defended and 1 fumble recovery; 1 fumble return for a TD.

- Recovered a QB Ryan Finley fumble forced by FB/DT Patrick Ricard in the 3rd quarter and returned it 33 yards for a TD.
- It was the 1st defensive score of his career.

**VS. HOUSTON (11/17):** 3 solo tackles and 2.0 sacks.

- Sacked QB Deshaun Watson on 3rd-and-15, forcing Houston to punt.
- Sacked QB AJ McCarron for a loss of 10 yards on 4th-and-5, forcing a turnover on downs with 2:36 remaining in the game.

**VS. N.Y. JETS (12/12):** 2 tackles (1 solo), 1.0 sack and 1 forced fumble.

- Strip-sacked QB Sam Darnold at the Jets' 24-yard line which was recovered by DE Jihad Ward with 5:29 remaining in the 3rd quarter.

#### POSTSEASON:

**AFC DIVISIONAL VS. TENNESSEE (1/11):** 1 pass defended.

### 2018 (BALTIMORE):

- Played in 15 games.
- Inactive for 1 game.

- 5 tackles (2 solo) and 0.5 sack.
- 6 special teams tackles (4 solo).

**VS. BUFFALO (9/9):** 1 solo tackle; 1 solo special teams tackle.

**AT CAROLINA (10/28):** 2 assisted tackles.

**VS. CINCINNATI (11/18):** 1 assisted tackle and 0.5 sack.

- Split a sack of QB Andy Dalton with LB Matt Judon for a loss of 4 yards with 46 seconds remaining in the 2nd quarter.

#### POSTSEASON:

**AFC WILD CARD VS. L.A. CHARGERS (1/6):** Played but did not record any stats.

### 2017 (BALTIMORE):

- Played in all 16 games.
- 9 tackles (7 solo), 3.0 sacks, 1 interception and 3 passes defended.
- 2 solo special teams tackles.

**AT CINCINNATI (9/10):** 1 solo tackle.

- Made his NFL debut.

**VS. CLEVELAND (9/17):** 2 solo tackles, 1.0 sack, 1 interception and 1 pass defended.

- Sacked QB Kevin Hogan for a loss of 2 yards with 2:47 remaining in the 2nd quarter.
- It was the 1st sack of his career.
- Picked off QB Kevin Hogan and returned it 27 yards to the Cleveland 40-yard line with 19 seconds remaining in the 2nd quarter, which led to a Baltimore TD.
- Joined S Dawan Landry as the 2nd rookie in franchise history to record a sack and an interception in a game.

**VS. MIAMI (10/26):** 1 solo tackle, 1.0 sack and 1 pass defended; 1 solo special teams tackle.

- Sacked QB Matt Moore for a loss of 5 yards on 4th-and-6, giving Baltimore the ball at the Miami 38-yard line.

**AT PITTSBURGH (12/10):** 1 solo tackle and 1.0 sack.

- Sacked QB Ben Roethlisberger for a loss of 6 yards with 5:55 remaining in the 2nd quarter.

#### HONORS:

- Pepsi NFL Rookie of the Week (vs. Cleveland, 9/17).

## BEFORE THE NFL

### COLLEGE (HOUSTON):

- 4-year letterman (2013-16) and 2-year starter.
- Also played shooting guard for the basketball team for two seasons (2013-14, 2014-15)

**CAREER:** Played in 48 games with 23 starts; 136 tackles (70 solo), 21.5 sacks, 2 interceptions, 8 passes defended, 3 forced fumbles and 2 fumble recoveries.

**SENIOR (2016):** Started 8 games; 47 tackles (27 solo), 8.5 sacks, 3 passes defended and 1 forced fumble.

- 2nd-team All-American Athletic Conference.

**JUNIOR (2015):** Started all 14 games; 51 tackles (27 solo), 16.0 sacks, 1 interception, 3 passes defended, 1 forced fumble and 2 fumble recoveries.

**SOPHOMORE (2014):** Played in all 13 games with 1 start; 13 tackles (5 solo) and 3.0 sacks.

**TRUE FRESHMAN (2013):** Played in all 13 games with 1 start; 26 tackles (11 solo), 5.0 sacks, 1

interception, 2 passes defended and 1 forced fumble.

HIGH SCHOOL (JOHN TYLER HS – TYLER, TEXAS)

**SENIOR (2012):** 59 tackles, 24.0 sacks, 5 forced fumbles and 2 fumble recoveries.

- District defensive MVP.

OFF THE FIELD

PERSONAL:

- MAJOR:** Technology.

TYUS BOWSER'S NFL REGULAR SEASON STATS

YEAR	TEAM	GP	GS	TACKLES			SK	YDS	INTERCEPTIONS					FUMBLES	
				TOT	SOLO	ASST			INT	YDS	LG	TD	PD	FF	FR
2017	BALTIMORE	16	0	9	7	2	3.0	13.0	1	27	27	0	3	0	0
2018	BALTIMORE	15	0	5	2	3	0.5	2.0	0	0	-	0	0	0	0
2019	BALTIMORE	16	0	20	16	4	5.0	35.0	0	0	-	0	2	1	1
2020	BALTIMORE	16	2	34	17	17	2.0	23.0	3	53	25	0	5	0	0
2021	BALTIMORE	17	17	56	31	25	7.0	56.0	0	0	-	0	4	2	0
2022	BALTIMORE	9	4	13	8	5	2.0	8.0	0	0	-	0	2	1	0
2023	BALTIMORE			RESERVE/NFI											
2024	SEATTLE	2	1	1	1	0	0.0	0.0	0	0	-	0	0	0	0
	MIAMI	7	4	10	5	5	0.0	0.0	0	0	-	0	0	0	0
NFL TOTALS		98	28	148	87	61	19.5	137.0	4	80	27	0	16	4	1

TYUS BOWSER'S NFL PLAYOFF STATS

YEAR	TEAM	GP	GS	TACKLES			SK	YDS	INTERCEPTIONS					FUMBLES	
				TOT	SOLO	ASST			INT	YDS	LG	TD	PD	FF	FR
2018	BALTIMORE	1	0	0	0	0	0.0	0.0	0	0	-	0	0	0	0
2019	BALTIMORE	1	0	0	0	0	0.0	0.0	0	0	-	0	1	0	0
2020	BALTIMORE	2	0	3	2	1	0.0	0.0	0	0	-	0	1	0	0
2022	BALTIMORE	1	0	3	2	1	1.0	9.0	0	0	-	0	0	0	0
PLAYOFF TOTALS		5	0	6	4	2	1.0	9.0	0	0	-	0	2	0	0

ADDITIONAL STATS

**Defensive Touchdowns:** (Baltimore) 33-yard fumble return on 11/19/19 vs. Cincinnati.

**Special Teams Tackles:** (Baltimore) 2 in 2017, 6 in 2018, 4 in 2019, 3 in 2021 for total of 15.

SINGLE-GAME CAREER HIGHS

- Tackles:** 6 3 times, last: vs. Pittsburgh, 1/9/22
- Sacks:** 2.0 3 times, last: at Chicago, 11/21/21
- Interceptions:** 1 4 times, last: at Cleveland, 12/14/20
- Passes Defended:** 1 16 times, last: vs. Atlanta, 12/24/22
- Forced Fumbles:** 1 4 times, last: at Jacksonville, 11/27/22
- Fumble Recoveries:** 1 at Cincinnati, 11/10/19



## NFL CAREER

### TRANSACTIONS:

- Signed by Miami as an unrestricted free agent from Tennessee on March 15, 2024.
- Signed by Tennessee as an undrafted college free agent on May 7, 2020.

### CAREER HIGHLIGHTS:

- Played in 75 career games with 57 starts – 37 at center, 18 at left guard and 3 at right guard.
- 2 miscellaneous tackles.
- 2 miscellaneous fumble recoveries.
- Played in 1 postseason game with Tennessee.

### 2024 (MIAMI):

- Started all 17 games at center.
- 1 miscellaneous fumble recovery.

### AT BUFFALO (11/3):

 Started at center.

- Helped the Dolphins total 149 rushing yards, marking the 4th consecutive game of 140+ rushing yards.

### VS. LAS VEGAS (11/18):

 Started at center.

- Helped the offense total 353 yards and 34 points, scoring on six of seven possessions in the win.

### VS. N.Y. JETS (12/8):

 Started at center.

- Helped the offense total 375 yards and 32 points while not surrendering a sack or quarterback hit.

### VS. SAN FRANCISCO (12/22):

 Started at center.

- Helped the Dolphins total 381 yards of offense including 166 rushing yards, while not allowing QB Tua Tagovailoa to get sacked.

### 2023 (TENNESSEE):

- Started all 17 games at center.
- 1 miscellaneous tackle.

### VS. CINCINNATI (10/1):

 Started at center.

- Helped the Titans offense total 400 yards, including 173 on the ground.

### VS. JACKSONVILLE (1/7):

 Started at center.

- Blocked for an offense that rushed for 175 yards and found the end zone 4 times.

### 2022 (TENNESSEE):

- Started all 17 games – 15 at left guard and 2 at center.
- 1 miscellaneous tackle.

### AT HOUSTON (10/30):

 Started at left guard.

- Opened holes for Titans ball carriers to gain 314 rushing yards, the second-highest total in franchise history.

### AT GREEN BAY (11/17):

 Started at center.

- Blocked for an offense that gained 408 total yards and scored 4 touchdowns.
- Made first career start at center.

### VS. HOUSTON (12/24):

 Started at left guard.

- Paved the way for RB Derrick Henry to rush for 126 yards and a touchdown.
- 1 miscellaneous tackle.

### 2021 (TENNESSEE):

- Played in 12 games with 5 starts – 3 at right guard and 2 at left guard.
- Missed 4 games after being placed on injured reserve on Oct. 8 and activated on Nov. 6.
- 1 miscellaneous fumble recovery.

### AT NEW ENGLAND (11/28):

 Started at right guard.

- Helped the offense tally 270 yards on the ground.

### AT PITTSBURGH (12/19):

 Started at left guard.

- Blocked for an offense that ran for 201 yards.

### POSTSEASON:

### AFC DIVISIONAL VS. CINCINNATI (1/22):

 Played but did not record any stats.

### 2020 (TENNESSEE):

- Played in 12 games with 1 start at left guard.

### AT DENVER (9/14):

 Played but did not record any stats.

- Made his NFL debut.

### AT BALTIMORE (11/22):

 Started at left guard.

- Helped the offense total 423 yards and 30 points in the win.
- Made his 1st NFL start.

## BEFORE THE NFL

### COLLEGE (TEXAS STATE):

- 4-year starter (2016-19).
- 1 reception for 7 yards (7.0 avg.).
- Started 47 consecutive games on the offensive line.

### CAREER:

 Played in 48 games with 47 starts – 15 at center, 12 at right tackle, 8 at left tackle, 7 at left guard and 5 at right guard.

### SENIOR (2019):

 Started all 12 games at right tackle.

- 2nd-team All-Sun Belt.

### JUNIOR (2018):

 Started all 12 games – 6 at center and 6 at left tackle.

- All-Sun Belt Honorable Mention.

**SOPHOMORE (2017):** Started all 12 games – 5 at center, 5 at right guard and 2 at left tackle.

- 1 reception for 7 yards (7.0 avg.).
- 2nd-team All-Sun Belt.

**FRESHMAN (2016):** Played in 12 games, starting 11 of them – 7 at left guard and 4 at center.

- All-Sun Belt Honorable Mention.

**HIGH SCHOOL (SKYLINE HS – DALLAS, TEXAS)**

- Also competed in basketball, wrestling and track and field.

**SENIOR (2015):** 1st-team All-District.

**OFF THE FIELD**

**COMMUNITY:**

**2024:**

- Joined team initiatives around Thanksgiving and the holidays, providing meals and interacting with local South Florida community members in need.

**PERSONAL:**

- **PRONUNCIATION:** First name is pronounced AY-rin.
- **MAJOR:** General Studies.

**AARON BREWER'S NFL REGULAR SEASON STATS**

**GAMES/STARTS:** (Tennessee) 2020: 12/1, 2021: 12/5, 2022: 17/17, 2023: 17/17, (Miami) 2024: 17/17 **NFL TOTALS: 75/57**

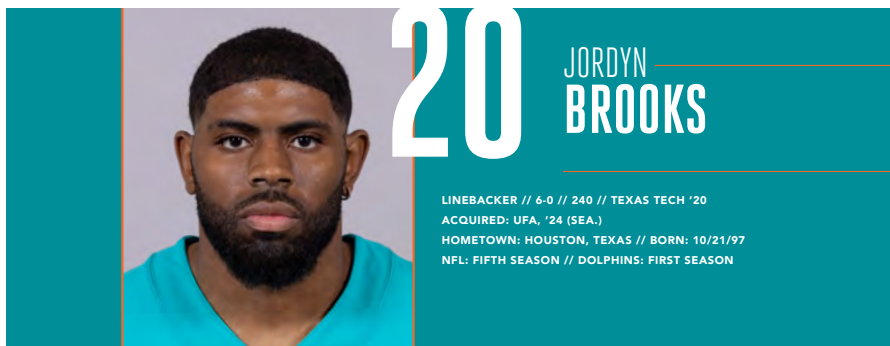
**AARON BREWER'S NFL PLAYOFF STATS**

**GAMES/STARTS:** (Tennessee) 2021: 1/0 **PLAYOFF TOTALS: 1/0**

**ADDITIONAL STATS**

**Miscellaneous Tackles:** (Tennessee) 1 in 2022, 1 in 2023 for a total of 2.

**Miscellaneous Fumble Recoveries:** (Tennessee) 1 in 2021, (Miami) 1 in 2024 for a total of 2.



## NFL CAREER

### TRANSACTIONS:

- Signed by Miami as an unrestricted free agent from Seattle on March 13, 2024.
- 1st-round pick (27th overall) by Seattle in the 2020 NFL Draft.

### CAREER HIGHLIGHTS:

- Played in 80 career games with 72 starts.
- 655 tackles (394 solo), 9.5 sacks, 1 interception, 22 passes defended, 2 forced fumbles and 5 fumble recoveries; 1 interception returned for a TD.
- 1 solo special teams tackle.
- Started 1 postseason game with Seattle.
- His 143 tackles in 2024 were the most in Dolphins history in the last 15 seasons:

MOST SINGLE-SEASON TACKLES BY A DOLPHIN (SINCE 2010)					
PLAYER	YEAR	TOTAL	SOLO	ASST	
1. JORDYN BROOKS	2024	143	86	57	
2. Reshad Jones	2015	135	106	29	
3. Karlos Dansby	2012	134	101	33	
4. Kiko Alonso	2018	125	79	46	
5. Jerome Baker	2019	124	74	50	

### 2024 (MIAMI):

- Started all 17 games.
  - 143 tackles (86 solo), 3.0 sacks, 6 passes defended and 2 fumble recoveries.
- VS. TENNESSEE (9/30):** 13 tackles (9 solo), 1.0 sack and 1 pass defended.
- Sacked QB Mason Rudolph for a loss on 8 yards on 3rd-and-5, forcing Tennessee to punt with 11:53 remaining in the 3rd quarter.
- VS. LAS VEGAS (11/17):** 13 tackles (8 solo).
- VS. NEW ENGLAND (11/24):** 9 tackles (7 solo) and 1 fumble recovery.
- Recovered a QB Drake Maye fumble, which was forced by DT Zach Sieler, and returned it 12 yards to New England's 25-yard line with 2:27 remaining in the 3rd quarter.
- VS. N.Y. JETS (12/8):** 9 tackles (4 solo), 1.0 sack and 1 pass defended.
- Sacked QB Aaron Rodgers for a loss of 5 yards on 3rd-and-4, forcing the Jets to settle for a field goal with 1:52 remaining in the 3rd quarter.
- AT HOUSTON (12/15):** 8 tackles (6 solo) and 1 fumble recovery.

- Recovered a QB C.J. Stroud fumble and returned it 11 yards to the Houston 38-yard line with 53 seconds remaining in the 2nd quarter.
- VS. SAN FRANCISCO (12/22):** 7 tackles (4 solo) and 1.0 sack.
- Sacked QB Brock Purdy for a loss of 6 yards on 2nd-and-17 in the 1st quarter.

### 2023 (SEATTLE):

- Started 16 games.
- Inactive for 1 game.
- 111 tackles (62 solo), 4.5 sacks, 1 interception, 4 passes defended, 1 forced fumble and 1 fumble recovery; 1 interception returned for a TD.

**AT N.Y. GIANTS (10/2):** 10 tackles (4 solo), 2.0 sacks and 1 fumble recovery.

- Sacked QB Daniel Jones for a loss of 1 yard in the 1st quarter.
- Recovered a QB Daniel Jones fumble that was forced by DE Mario Edwards Jr.
- Sacked QB Daniel Jones on 2nd-and-7 in the 3rd quarter.

**VS. CLEVELAND (10/29):** 10 tackles (4 solo), 1.0 sack and 1 forced fumble.

- Strip-sacked QB P.J. Walker for a loss of 9 yards that was recovered by Seattle and led to a Seahawks TD.

**VS. SAN FRANCISCO (11/23):** 12 tackles (7 solo), 1 interception and 1 pass defended; 1 interception returned for a TD.

- Intercepted QB Brock Purdy and returned it 12 yards for a TD.
- It was his 1st career interception.

### 2022 (SEATTLE):

- Started 16 games.
- Missed the rest of the season after being placed on injured reserve on Jan. 3.
- 161 tackles (103 solo), 1.0 sack, 5 passes defended, 1 forced fumble and 1 fumble recovery.

**AT TAMPA BAY (11/13):** 16 tackles (11 solo) and 1 pass defended.

**VS. LAS VEGAS (11/27):** 16 tackles (7 solo) and 1 pass defended.

**AT L.A. RAMS (12/4):** 9 tackles (6 solo) and 1.0 sack.

- Sacked QB John Wolford for a loss of 10 yards on 3rd-and-6 to force the Rams to punt.

## 2021 (SEATTLE):

- Started all 17 games.
- 183 tackles (108 solo), 1.0 sack, 5 passes defended and 1 fumble recovery.
- 1 solo special teams tackle.

**AT SAN FRANCISCO (10/3):** 7 tackles (4 solo), 1.0 sack and 1 pass defended.

- Sacked QB Jimmy Garoppolo for a loss of 7 yards on 2nd-and-8 in the 2nd quarter.
- It was his 1st career sack.

**AT GREEN BAY (11/14):** 12 tackles (8 solo); 1 solo special teams tackle.

**AT ARIZONA (1/9):** 20 tackles (15 solo).

## 2020 (SEATTLE):

- Played in 14 games with 6 starts.
- Inactive for 2 games.
- 57 tackles (35 solo) and 2 passes defended.

**AT ARIZONA (10/25):** 7 tackles (3 solo).

- Made his 1st NFL start.

**AT L.A. RAMS (11/15):** 6 tackles (4 solo) and 1 pass defended.

**VS. N.Y. GIANTS (12/6):** 11 tackles (5 solo).

## POSTSEASON:

**NFC WILD CARD VS. L.A. RAMS (1/9):** 8 tackles (5 solo).

## BEFORE THE NFL

### COLLEGE (TEXAS TECH):

- 4-year starter (2016-19).

**CAREER:** Played in 47 games with 45 starts; 367 tackles (220 solo), 7.0 sacks, 2 interceptions, 9 passes defended, 2 forced fumbles and 3 fumble recoveries.

**SENIOR (2019):** Started 11 games; 108 tackles (66 solo), 3.0 sacks, 1 forced fumble and 2 fumble recoveries.

- 1st-team All-Big 12.

- 2nd-team All-American.
- Led the team in tackles (108).
- Served as team captain.
- 1st Texas Tech All-American linebacker and Butkus Award finalist since Zach Thomas (1995).

**JUNIOR (2018):** Started all 12 games; 84 tackles (43 solo), 3.0 sacks, 1 interception and 2 passes defended.

- All-Big 12 Honorable Mention.
- Led the team in tackles (84).

**SOPHOMORE (2017):** Played in 12 games with 11 starts; 89 tackles (50 solo), 1 interception, 3 passes defended and 1 fumble recovery.

- All-Big 12 Honorable Mention.

**TRUE FRESHMAN (2016):** Played in all 12 games with 11 starts; 86 tackles (61 solo), 1.0 sack, 4 passes defended and 1 forced fumble.

- All-Big 12 Honorable Mention.
- Led the team in tackles (86).

## HIGH SCHOOL (STRATFORD HS – HOUSTON, TEXAS)

**SENIOR (2015):** 63 tackles, 1.0 sack and 4 passes defended.

- 1st-team all-district.

**JUNIOR (2014):** 44 tackles and 3 passes defended.

- 1st-team all-district.

## OFF THE FIELD

### COMMUNITY:

#### 2024:

- Joined team initiatives around Thanksgiving and the holidays, providing meals and interacting with local South Florida community members in need.

### PERSONAL:

- **MAJOR:** University studies.

## JORDYN BROOKS' NFL REGULAR SEASON STATS

YEAR	TEAM	GP	GS	TACKLES				SK	YDS	INTERCEPTIONS					FUMBLES	
				TOT	SOLO	ASST				INT	YDS	LG	TD	PD	FF	FR
2020	SEATTLE	14	6	57	35	22	0.0	0.0		0	0	-	0	2	0	0
2021	SEATTLE	17	17	183	108	75	1.0	7.0		0	0	-	0	5	0	1
2022	SEATTLE	16	16	161	103	58	1.0	10.0		0	0	-	0	5	1	1
2023	SEATTLE	16	16	111	62	49	4.5	19.0		1	12	12t	1	4	1	1
2024	MIAMI	17	17	143	86	57	3.0	19.0		0	0	-	0	6	0	2
NFL TOTALS		80	72	655	394	261	9.5	55.0		1	12	12t	1	22	2	5

## JORDYN BROOKS' NFL PLAYOFF STATS

YEAR	TEAM	GP	GS	TACKLES				SK	YDS	INTERCEPTIONS					FUMBLES	
				TOT	SOLO	ASST				INT	YDS	LG	TD	PD	FF	FR
2020	SEATTLE	1	1	8	5	3	0.0	0.0		0	0	-	0	0	0	0
PLAYOFF TOTALS		1	1	8	5	3	0.0	0.0		0	0	-	0	0	0	0

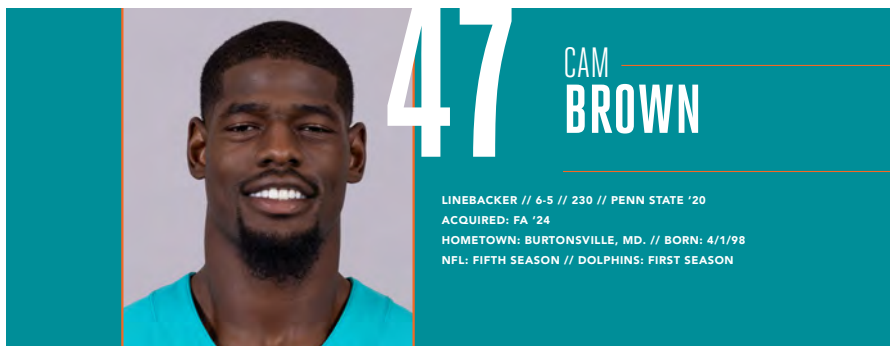
## ADDITIONAL STATS

**Defensive Touchdowns:** 12-yard interception return vs. San Francisco (11/23/23).

**Special Teams Tackles:** 1 in 2021.

## SINGLE-GAME CAREER HIGHS

<b>Tackles:</b>	20	at Arizona, 1/9/22
<b>Sacks:</b>	2.0	at N.Y. Giants, 10/2/23
<b>Interceptions:</b>	1	vs. San Francisco, 11/23/23
<b>Passes Defended:</b>	2	vs. Chicago, 12/26/21
<b>Forced Fumbles:</b>	1	Twice, last: vs. Cleveland, 10/29/23
<b>Fumble Recoveries:</b>	1	5 times, last: at Houston, 12/15/24



## NFL CAREER

### TRANSACTIONS:

- Signed by Miami on April 17, 2024.
- 6th-round pick (183rd overall) by the N.Y. Giants in the 2020 NFL Draft.

### CAREER HIGHLIGHTS:

- Played in 60 career games.
- 6 tackles (5 solo) and 2 forced fumbles.
- 29 special teams tackles (19 solo).
- Played in 2 postseason games with the N.Y. Giants.

### 2024 (MIAMI):

- Missed the entire season after being placed on injured reserve on Aug. 12.

### 2023 (N.Y. GIANTS):

- Played in 16 games.
- Inactive for 1 game.
- 1 forced fumble.
- 8 special teams tackles (7 solo).

**VS. WASHINGTON (10/22):** 2 solo special teams tackles.

**VS. NEW ENGLAND (11/26):** 1 forced fumble.

### 2022 (N.Y. GIANTS):

- Played in all 17 games.
- 6 special teams tackles (3 solo).

**VS. BALTIMORE (10/16):** 1 solo special teams tackle.

**AT JACKSONVILLE (10/23):** 1 solo special teams tackle.

**VS. HOUSTON (11/13):** 1 solo special teams tackle.

### POSTSEASON:

**NFC WILD CARD AT MINNESOTA (1/15):** Played but did not record any stats.

**NFC DIVISIONAL AT PHILADELPHIA (1/21):** Played but did not record any stats.

### 2021 (N.Y. GIANTS):

- Played in 12 games.
- Inactive for 1 game.
- Missed 3 games after being placed on injured reserve on Sept. 25 and activated on Oct. 16.

- Missed 1 game on the Reserve/COVID-19 list.
- 9 special teams tackles (6 solo).

**VS. CAROLINA (10/24):** 2 special teams tackles (1 solo).

**AT PHILADELPHIA (12/26):** 2 solo special teams tackles.

### 2020 (N.Y. GIANTS):

- Played in 15 games.
- Inactive for 1 game.
- 6 tackles (5 solo) and 1 forced fumble.
- 6 special teams tackles (3 solo).

**AT WASHINGTON (11/8):** 1 forced fumble.

**AT BALTIMORE (12/27):** 3 solo tackles.

## BEFORE THE NFL

### COLLEGE (PENN STATE):

**CAREER:** Played in 51 games with 26 starts; 199 tackles (99 solo), 5.0 sacks, 11 passes defended, 4 forced fumbles and 2 fumble recoveries; 1 blocked punt.

**SENIOR (2019):** Played in all 13 games with 12 starts; 72 tackles (28 solo), 2.0 sacks, 4 passes defended, 2 fumble recoveries and 1 forced fumble.

- All-Big Ten Honorable Mention.

- Served as a team captain.

**JUNIOR (2018):** Played in 13 games with 12 starts; 63 tackles (41 solo), 2.0 sacks, 6 passes defended and 3 forced fumbles.

**SOPHOMORE (2017):** Played in 12 games; 31 tackles (16 solo), 0.5 sack and 1 pass defended.

**TRUE FRESHMAN (2016):** Played in all 13 games with 2 starts; 33 tackles (14 solo), 0.5 sack and 1 punt blocked.

### HIGH SCHOOL (THE BULLIS SCHOOL – POTOMAC, MD.)

- Also competed in track and field.

**SENIOR (2015):** 16 receptions for 350 yards and 6 TDs.

## OFF THE FIELD

### PERSONAL:

- **MAJOR:** Kinesiology.
- Cousin, Andre Davis, played nine seasons in the NFL.

CAM BROWN'S NFL REGULAR SEASON STATS															
YEAR	TEAM	GP	GS	TACKLES					INTERCEPTIONS					FUMBLES	
				TOT	SOLO	ASST	SK	YDS	INT	YDS	LG	TD	PD	FF	FR
2020	N.Y. GIANTS	15	0	6	5	1	0.0	0.0	0	0	-	0	0	1	0
2021	N.Y. GIANTS	12	0	0	0	0	0.0	0.0	0	0	-	0	0	0	0
2022	N.Y. GIANTS	17	0	0	0	0	0.0	0.0	0	0	-	0	0	0	0
2023	N.Y. GIANTS	16	0	0	0	0	0.0	0.0	0	0	-	0	0	1	0
2024	MIAMI			INJURED RESERVE											
NFL TOTALS		60	0	6	5	1	0.0	0.0	0	0	-	0	0	2	0


CAM BROWN'S NFL PLAYOFF STATS															
YEAR	TEAM	GP	GS	TACKLES					INTERCEPTIONS					FUMBLES	
				TOT	SOLO	ASST	SK	YDS	INT	YDS	LG	TD	PD	FF	FR
2022	N.Y. GIANTS	2	0	0	0	0	0.0	0.0	0	0	-	0	0	0	0
PLAYOFF TOTALS		2	0	0	0	0	0.0	0.0	0	0	-	0	0	0	0

### ADDITIONAL STATS

**Special Teams Tackles:** (N.Y. Giants) 6 in 2020, 9 in 2021, 6 in 2022 and 8 in 2023 for a total of 29.

### SINGLE-GAME CAREER HIGHS

**Tackles:** 3 at Baltimore, 12/27/2020  
**Forced Fumbles:** 1 Twice, last vs. New England, 11/26/2023



93

CALAIS


CAMPBELL


DEFENSIVE TACKLE // 6-8 // 307 // MIAMI (FL) '08


ACQUIRED: FA, '24


HOMETOWN: DENVER, CO // BORN: 9/1/86

NFL: 17TH SEASON // DOLPHINS: FIRST SEASON


2008


2014, 2016, 2017, 2018, 2019, 2020


2019


2014, 2015, 2018, 2019, 2024

### NFL CAREER

#### TRANSACTIONS:

- Signed by Miami on June 18, 2024.
- Signed by Atlanta on March 29, 2023.
- Released by Baltimore on March 13, 2023.
- Traded from Jacksonville to Baltimore on March 18, 2020.
- Signed by Jacksonville on March 10, 2017.
- 2nd-round pick (50th overall) by Arizona in the 2008 NFL Draft.

#### CAREER HONORS:

- 2024 Don Shula Leadership Award.
- 2023 NFLPA Alan Page Community Award.
- NFLPA Community MVP (Week 7, 2023).
- 2022 Art Rooney Sportsmanship Award.
- AFC Special Teams Player of the Week (at Pittsburgh, 12/11/22).
- 2020 Pro Bowl Selection.
- AFC Defensive Player of the Week (at Philadelphia, 10/18/20).
- 2010s NFL All-Decade Team.
- 2019 Walter Payton NFL Man of the Year winner.
- 2019 PFWA All-AFC.
- 2019 Bart Starr Award.
- 2019 Pro Bowl Defensive MVP Award.
- 2019 Pro Bowl Selection.
- NFLPA Community MVP (Week 4, 2019).
- AFC Defensive Player of the Week (vs. Tennessee, 9/19/19).
- 2018 Pro Bowl Selection.
- 2017 1st-team All-Pro as DE.
- 2017 2nd-team All-Pro as DT.
- 2017 PFWA Defensive Player of the Year.
- 2017 PFWA All-NFL as DT.
- 2017 Pro Bowl Selection.
- AFC Defensive Player of the Week (at Houston, 9/10/17).
- 2015 Pop Warner Humanitarian Award.
- 2015 Pro Bowl Selection.
- 2014 Walter Payton NFL Man of the Year nominee (Arizona).
- 2014 2nd-team All-Pro as DE.
- 2014 Pro Bowl Selection.
- NFLPA Community MVP (November 2014).
- NFC Defensive Player of the Week (at New England, 9/16).

- 2011 Walter Payton NFL Man of the Year nominee (Arizona).
- NFC Special Teams Player of the Week (at Jacksonville, 9/20).

#### CAREER HIGHLIGHTS:

- Played in 261 games with 242 starts.
- 908 tackles (643 solo), 110.5 sacks, 3 interceptions, 63 passes defended, 18 forced fumbles and 13 fumble recoveries; 3 fumble returns for a TD.
- 9 special teams tackles (8 solo).
- 9 blocked field goals.
- Appeared in 15 postseason games with 10 starts – 9 with Arizona, 3 with Jacksonville and 3 with Baltimore.
- His 261 games played and 242 starts are the most in the NFL among active defensive linemen:

MOST GAMES PLAYED (ACTIVE DEFENSIVE LINEMEN)			
NAME	TEAM	GP/GS	
1. CALAIS CAMPBELL	ARI./JAX./BAL./ATL./MIA.	261/242	
2. Cameron Jordan	NO	226/225	
3. Jerry Hughes	Ind./Buf./Hou.	225/152	
4. Cameron Heyward	Pit.	211/176	
5. Brandon Graham	Phi.	206/106	

- His 908 career tackles are the most among active defensive linemen:

MOST TACKLES (ACTIVE DEFENSIVE LINEMEN)				
PLAYER	TEAM	TOT SOLO ASST		
1. CALAIS CAMPBELL	ARI./JAX./BAL./ATL./MIA.	908	643	265
2. Cameron Heyward	Pit.	718	439	279
3. Cameron Jordan	NO	716	462	254
4. Linval Joseph	NYG/Min./LAC/Phi./Buf./Dal.	695	403	292
5. DeForest Buckner	SF/Ind.	604	355	249

- His 110.5 sacks are 3rd-most among active NFL defenders:

MOST SACKS (ACTIVE PLAYERS)		
NAME	TEAM	SACKS
1. Von Miller	Den./LAR/Buf.	129.5
2. Cameron Jordan	NO	121.5
3. CALAIS CAMPBELL	ARI./JAX./BAL./ATL./MIA.	110.5
4. T.J. Watt	Pit.	108.0
5. Khalil Mack	Oak./Chi./LAC	107.5

- His 18 forced fumbles are the 6th-most among active defensive linemen.

MOST FORCED FUMBLES (ACTIVE DEFENSIVE LINEMEN)		
NAME	TEAM	FFs
1. Brandon Graham	Phi.	23
2. DeMarcus Lawrence	Dal.	21
Yannick Ngakoue	Jax./Min./LV/	21
	Ind./Chi./Bal./NE	
4. Myles Garrett	Cle.	20
5. Jerry Hughes	Ind./Buf./Hou.	19
6. CALAIS CAMPBELL	ARI./JAX./BAL./	18
	ATL./MIA.	

- His 187 TFLs rank 2nd-most since he entered the league in 2008 and are the most among active NFL players.

MOST TFLs (SINCE 2008)			
NAME	YEARS	TEAM	TFL
1. J.J. Watt	2011-22	Hou./Ari.	195
2. CALAIS CAMPBELL	2008-24	ARI./JAX./BAL./	187
		ATL./MIA.	
3. Aaron Donald	2014-23	StL/LAR	176
4. Von Miller	2011-24	Den./LAR/Buf.	171
5. Lavonte David	2012-24	TB	169

- Is 1 of 3 active defensive linemen (Cameron Jordan, Cameron Heyward) with more than 50 career passes defended.
- Is a 5-time team captain (2014-15, 2018-19, 2024).

## 2024 (MIAMI):

- Started all 17 games.
- 52 tackles (35 solo), 5.0 sacks, 5 passes defended and 1 forced fumble.
- Served as a team captain.

**VS. JACKSONVILLE (9/8):** 3 solo tackles and 1.0 sack.

- Sacked QB Trevor Lawrence for a loss of 13 yards on the 1st play of the Jaguars opening possession in the 1st quarter.
- Made his Dolphins debut.

**AT SEATTLE (9/22):** 3 tackles (1 solo), 1.0 sack and 1 pass defended.

- Sacked QB Geno Smith for a loss of 7 yards on 3rd-and-6, forcing Seattle to punt in the 3rd quarter.
- Deflected a pass from QB Geno Smith that led to an interception by DT Zach Sieler with 0:46 remaining in the 3rd quarter.

**VS. ARIZONA (10/27):** 5 tackles (3 solo), 1 pass defended and 1 forced fumble.

- Forced QB Kyler Murray to fumble on Arizona's 1st drive of the 4th quarter.

**AT L.A. RAMS (11/11):** 3 tackles (2 solo), 1.0 sack and 2 passes defended.

- Deflected a pass from QB Matthew Stafford that led to an interception by LB Anthony Walker Jr. with 1:09 remaining in the 1st quarter.
- Sacked QB Matthew Stafford for a loss of 5 yards on 3rd-and-7, forcing the Rams to punt with 11:53 remaining in the 2nd quarter.

**VS. LAS VEGAS (11/17):** 2 tackles (1 solo) and 1.0 sack.

- Sacked QB Gardner Minshew for a loss of 6 yards on 2nd-and-5 in the 3rd quarter.

**AT N.Y. JETS (1/5):** 3 tackles (2 solo) and 1.0 sack.

- Sacked QB Aaron Rodgers for a loss of 9 yards on 2nd-and-19 in the 3rd quarter.

## HONORS:

- Don Shula Leadership Award.

## 2023 (ATLANTA):

- Started all 17 games.
- 56 tackles (32 solo), 6.5 sacks, 1 pass defended, 1 forced fumble and 1 fumble recovery.

**VS. WASHINGTON (10/15):** 4 tackles (3 solo) and 1.0 sack.

- Sacked QB Sam Howell for a loss of 6 yards in the 2nd quarter.
- It marked his 100th career sack, becoming the 42nd player in NFL history to reach the mark.

**AT CAROLINA (12/17):** 6 tackles (4 solo) and 1.0 sack.

- Sacked QB Bryce Young for a loss of 1 yard in the 2nd quarter.

**VS. INDIANAPOLIS (12/24):** 3 tackles (1 solo) and 1.5 sacks.

- Split a sack of QB Gardner Minshew with LB Arnold Ebiketie for a loss of 2 yards in the 1st quarter.
- Sacked QB Garder Minshew for a loss of 1 yard in the 3rd quarter.

## HONORS:

- NFLPA Alan Page Community Award.

## 2022 (BALTIMORE):

- Started 14 games.
- Inactive for 3 games.
- 36 tackles (18 solo), 5.5 sacks, 2 passes defended and 2 forced fumbles.

**VS. CLEVELAND (10/23):** 4 tackles (3 solo), 1.0 sack and 1 forced fumble.

- Strip-sacked QB Jacoby Brissett for a loss of 7 yards, which was recovered by LB Odafe Oweh in the 3rd quarter and led to a Baltimore TD on the following drive.

**AT JACKSONVILLE (11/27):** 3 tackles (2 solo), 1.0 sack and 1 forced fumble.

- Strip-sacked QB Trevor Lawrence for a loss of 11 yards but was recovered by Jacksonville.

**AT PITTSBURGH (12/11):** 4 tackles (2 solo); 1 blocked field goal.

- Blocked a 40-yard field goal attempt by K Chris Boswell in the 4th quarter.

## POSTSEASON:

**AFC WILD CARD AT CINCINNATI (1/15):** 2 tackles (1 solo).

## HONORS:

- Art Rooney Sportsmanship Award winner.
- AFC Special Teams Player of the Week (at Pittsburgh, 12/11).

## 2021 (BALTIMORE):

- Played in 15 games with 14 starts.
- Inactive for 2 games.
- 49 tackles (29 solo), 1.5 sacks, 1 pass defended and 1 fumble recovery.

**VS. CINCINNATI (10/24):** 5 tackles (2 solo) and 0.5 sack.

- Split a sack of QB Joe Burrow with LB Tyus Bowser for a loss of 7 yards in the 3rd quarter.

**AT CHICAGO (11/21):** 3 tackles (2 solo), 1 pass defended and 1 fumble recovery.

- Recovered a QB Justin Fields fumble that was forced by LB Tyus Bowser with 8:33 remaining in the 2nd quarter.

**AT PITTSBURGH (12/5):** 2 solo tackles and 1.0 sack.  
• Sacked QB Ben Roethlisberger in the 4th quarter.

## 2020 (BALTIMORE):

- Started 12 games.
- Inactive for 3 games.
- Missed 1 game on the Reserve/COVID-19 list.
- 28 tackles (18 solo), 4.0 sacks and 6 passes defended.

**VS. CLEVELAND (9/13):** 1 solo tackle and 3 passes defended.

- Deflected a pass from QB Baker Mayfield that led to a CB Marlon Humphrey interception on Cleveland's 1st possession.

**AT WASHINGTON (10/4):** 4 tackles (2 solo) and 2 passes defended.

**AT PHILADELPHIA (10/18):** 5 tackles (4 solo) and 3.0 sacks.

- Sacked QB Carson Wentz for a loss of 7 yards on the 1st play of the game.
- Sacked QB Carson Wentz for a loss of 11 yards in the 2nd quarter.
- Sacked QB Carson Wentz for a loss of 5 yards in the 3rd quarter.

## POSTSEASON:

**AFC WILD CARD AT TENNESSEE (1/10):** 2 tackles (1 solo).

**AFC DIVISIONAL AT BUFFALO (1/16):** 2 assisted tackles and 1 pass defended.

## HONORS:

- AFC Defensive Player of the Week (at Philadelphia, 10/18).

## PRO BOWL:

- Selected to the Pro Bowl for the 6th time in his career.

## 2019 (JACKSONVILLE):

- Started all 16 games.
- 56 tackles (37 solo), 6.5 sacks, 1 pass defended, 2 forced fumbles and 1 fumble recovery; 1 fumble return for a TD.
- Served as a team captain.

**VS. TENNESSEE (9/19):** 6 solo tackles and 3.0 sacks.

- Sacked QB Marcus Mariota on 3rd-and-24 for a loss of 6 yards in the 3rd quarter.
- Sacked QB Marcus Mariota on 4th-and-6 in the 3rd quarter to force a turnover on downs.
- Sacked QB Marcus Mariota for a loss of 7 yards in the 4th quarter.
- Became the 1st player in franchise history to post multiple games with at least 3.0 sacks.

**AT CAROLINA (10/6):** 6 tackles (1 solo); 1 blocked field goal.

- Blocked a 56-yard field goal attempt by K Joey Slye in the 2nd quarter.

**VS. INDIANAPOLIS (12/29):** 2 tackles (1 solo) tackles and 1 fumble recovery; 1 fumble returned for a TD.

- Recovered a QB Jacoby Brisset fumble forced by DE Yannick Ngakoue and returned it 8 yards for a TD in the 4th quarter to help seal the victory.

## HONORS:

- Walter Payton NFL Man of the Year winner.
- PFWA All-AFC Team.
- Bart Starr Award.

- Pro Bowl Defensive MVP Award.
- NFLPA Community MVP (Week 4).
- AFC Defensive Player of the Week (vs. Tennessee, 9/19).

## PRO BOWL:

- Selected to the Pro Bowl for the 5th time in his career.

## 2018 (JACKSONVILLE):

- Started all 16 games.
- 72 tackles (53 solo), 10.5 sacks, 2 passes defended, 1 forced fumble and 1 fumble recovery.
- Served as a team captain.
- Became the 1st player in Jaguar history to record double-digit sacks in consecutive seasons.

**VS. TENNESSEE (9/23):** 5 solo tackles and 2.0 sacks.

- Sacked QB Blaine Gabbert for a loss of 8 yards in the 1st quarter.
- Sacked QB Marcus Mariota for a loss of 8 yards in the 3rd quarter.

**AT MIAMI (12/23):** 3 solo tackles, 1.0 sack, 1 forced fumble and 1 fumble recovery.

- Sacked QB Ryan Tannehill for a loss of 12 yards in the 2nd quarter.
- Forced RB Brandon Bolden to fumble and recovered it at the Miami 5-yard line in the 3rd quarter.

**AT HOUSTON (12/30):** 7 tackles (5 solo) and 1.5 sacks.

- Split a sack of QB Deshaun Watson with DE Yannick Ngakoue for a loss of 7 yards in the 2nd quarter.
- Sacked QB Deshaun Watson in the 3rd quarter.

## PRO BOWL:

- Selected to the Pro Bowl for the 4th time in his career.

## 2017 (JACKSONVILLE):

- Started all 16 games.
- 67 tackles (47 solo), 14.5 sacks, 3 passes defended, 3 forced fumbles and 1 fumble recovery.
- His 14.5 sacks were the 2nd-most in the NFL and broke the franchise single-season record.

**AT HOUSTON (9/10):** 6 tackles (4 solo) and 4.0 sacks.

- His 4.0 sacks set a single-game franchise record.
- Recorded 3.5 sacks in the 1st half, which was the most in a half by a single player since 2015.
- Split a sack of QB Tom Savage with DT Abry Jones for a loss of 7 yards in the 1st quarter.
- Sacked QB Tom Savage twice on 3rd-down in back-to-back drives, forcing Houston to punt.
- Sacked QB Tom Savage for a loss of 6 yards with 1:06 remaining in the 2nd quarter.
- Split a sack of QB Deshaun Watson on 4th-and-5 with DE Lerentee McCray with 1:15 remaining in the game, sealing Jacksonville's victory.

**VS. LA RAMS (10/15):** 5 tackles (4 solo), 2.0 sacks and 1 pass defended.

- Sacked QB Jared Goff for a loss of 9 yards in the 1st quarter.
- Sacked QB Jared Goff for a loss of 7 yards in the 3rd quarter.

**AT ARIZONA (11/26):** 3 solo tackles and 1 fumble recovery; 1 fumble returned for a TD.

- Recovered a QB Blaine Gabbert fumble forced by DE Yannick Ngakoue and returned it 10 yards for a TD with 12:19 remaining in the 4th quarter.

#### POSTSEASON:

**AFC WILD CARD VS. BUFFALO (1/17):** 6 tackles (3 solo).

**AFC DIVISIONAL AT PITTSBURGH (1/14):** 2 solo tackles.

**AFC CHAMPIONSHIP AT NEW ENGLAND (1/21):** 3 tackles (1 solo).

#### HONORS:

- 1st-team All-Pro as DE.
- 2nd-team All-Pro as DT.
- PFWA Defensive Player of the Year.
- PFWA All-NFL.
- AFC Defensive Player of the Week (at Houston, 9/10).

#### PRO BOWL:

- Selected to the Pro Bowl for the 3rd time in his career.

### 2016 (ARIZONA):

- Started all 16 games.
- 53 tackles, (34 solo), 8.0 sacks, 1 interception, 6 passes defended, 2 forced fumbles and 3 fumble recoveries.

**AT SAN FRANCISCO (10/6):** 4 tackles (3 solo), 2.0 sacks, 1 interception and 1 pass defended.

- Sacked QB Blaine Gabbert for a loss of 4 yards in the 2nd quarter to force San Francisco to punt.
- Intercepted a pass from QB Blaine Gabbert returned it 1 yard to the San Francisco 21-yard line in the 2nd quarter, setting up a Cardinals TD on the next play.
- Sacked QB Blaine Gabbert in the end zone for a safety with 1:22 remaining in the 4th quarter, securing Arizona's victory.

**VS. NEW ORLEANS (12/18):** 4 solo tackles, 2.0 sacks and 1 fumble recovery; 1 fumble returned for a TD.

- Sacked QB Drew Brees for a loss of 8 yards in the 1st quarter.
- Recovered a QB Drew Brees fumble forced by LB Markus Golden and returned it 53 yards for a TD.
- Sacked QB Drew Brees for a loss of 16 yards to end the 2nd quarter.

**AT L.A. RAMS (1/17):** 3 tackles (1 solo), 1.5 sacks and 1 tackle for loss.

- Split a sack of QB Jared Goff with DE Chandler Jones for a loss of 14 yards in the 3rd quarter.
- Sacked QB Jared Goff for a loss of 8 yards in the 3rd quarter.

#### HONORS:

- 2nd-team All-Pro as DT.
- NFLPA Community MVP (October).

### 2015 (ARIZONA):

- Started all 16 games.
- 61 tackles (46 solo), 5.0 sacks, 3 passes defended and 1 fumble recovery.
- Served as team captain.

**VS. ST. LOUIS (10/4):** 11 tackles (10 solo) and a 0.5 sack.

- Split a sack of QB Nick Foles with LB Markus Golden for a loss of 7 yards in the 1st quarter.

**VS. MINNESOTA (12/10):** 4 solo tackles, 1.0 sack and 1 fumble recovery.

- Sacked QB Teddy Bridgewater for a loss of 11 yards, forcing Minnesota to settle for a field goal.
- Recovered the game-sealing fumble after DE Dwight Freeney strip-sacked QB Teddy Bridgewater with 13 seconds remaining in the 4th quarter.

**VS. GREEN BAY (12/27):** 6 tackles (5 solo), 2.5 sacks and 3 tackles for loss.

- Sacked QB Aaron Rodgers for a loss of 5 yards in the 2nd quarter, forcing Green Bay to punt.
- Sacked QB Aaron Rodgers on 2nd-and-7 for a loss of 8 yards in the 2nd quarter.
- Split a sack of QB Aaron Rodgers with LB Markus Golden for a loss of 8 yards on the following play, forcing Green Bay to punt.

#### POSTSEASON:

**NFC DIVISIONAL VS. GREEN BAY (1/16):** 2 solo tackles and 1 pass defended.

**NFC CHAMPIONSHIP VS. CAROLINA (1/24):** 3 tackles (1 solo).

#### HONORS:

- Pop Warner Humanitarian Award.

#### PRO BOWL:

- Selected to the Pro Bowl for the 2nd time in his career.

### 2014 (ARIZONA):

- Started 14 games.
- Inactive for 2 games.
- 58 tackles (48 solo), 7.0 sacks, 1 interception, 3 passes defended and 1 forced fumble.
- Served as team captain.

**AT DENVER (10/5):** 2 solo tackles, 1 interception and 1 pass defended.

- Intercepted QB Peyton Manning and returned it 23 yards to the Denver 5-yard line in the 2nd quarter, setting up a Cardinals TD.

**AT SEATTLE (11/23):** 6 tackles (4 solo) and 3.0 sacks.

- Sacked QB Russell Wilson for a loss of 6 yards on the 1st play of the 2nd quarter.
- Sacked QB Russell Wilson for a loss of 6 yards with 11:13 remaining in the 2nd quarter.
- Sacked QB Russell Wilson on 2nd-and-12 for a loss of 7 yards in the 2nd quarter.

**VS. KANSAS CITY (12/7):** 6 tackles (5 solo), 1.0 sack, 1 tackle for loss and 1 pass defended.

- Sacked QB Alex Smith for a loss of 8 yards in the 2nd quarter.
- Deflected a pass on 4th-and-15 with 11 seconds remaining in the game to force a turnover on downs, sealing the Cardinals victory.

#### POSTSEASON:

**NFC WILD CARD AT CAROLINA (1/3):** 4 solo tackles.

#### HONORS:

- 2nd-team All-Pro as DE.
- Walter Payton NFL Man of the Year nominee (Arizona).
- NFLPA Community MVP (November).

#### PRO BOWL:

- Selected to the Pro Bowl for the 1st time in his career.

## 2013 (ARIZONA):

- Started all 16 games.
- 58 tackles (45 solo), 9.0 sacks, 6 passes defended, 1 forced fumble and 2 fumble recoveries.

**VS. CAROLINA (10/6):** 4 solo tackles, 2.0 sacks and 1 forced fumble.

- Sacked QB Cam Newton for a loss of 5 yards in the end zone for a safety with 5:33 remaining in the 3rd quarter.
- Strip-sacked QB Cam Newton for a loss of 8 yards, which was recovered by CB Antoine Cason who returned it 43 yards to the Carolina 9-yard line with 2:48 remaining in the 4th quarter.

**AT SEATTLE (12/22):** 4 tackles (3 solo) and 2.0 sacks.

- Sacked QB Russell Wilson for a loss of 7 yards, forcing Seattle to punt in the 3rd quarter.
- Sacked QB Russell Wilson for a loss of 2 yards in the 4th quarter.

**VS. SAN FRANCISCO (12/29):** 5 tackles (4 solo) and 1.0 sack.

- Sacked QB Colin Kaepernick for a loss of 5 yards in the 4th quarter.

## 2012 (ARIZONA):

- Played in 13 games with 12 starts.
- Inactive for 3 games.
- 63 tackles (50 solo), 6.5 sacks and 6 passes defended.
- 1 blocked field goal.

**VS. SEATTLE (9/9):** 1 solo tackle; 1 blocked field goal.

- Blocked a 50-yard field goal attempt by K Steven Hauschka on Seattle's 1st possession.

**AT NEW ENGLAND (9/16):** 10 tackles (7 solo) and 2.0 sacks.

- Sacked QB Tom Brady on 3rd-and-4 in the 2nd quarter, forcing New England to punt.
- Sacked QB Tom Brady for a loss of 2 yards with 3:15 remaining in the 4th quarter.

**VS. DETROIT (12/16):** 8 tackles (7 solo), 1.0 sack and 1 pass defended.

- Sacked QB Matthew Stafford for a loss of 10 yards with 3:32 remaining in the 4th quarter.

### HONORS:

- NFC Defensive Player of the Week (at New England, 9/16).

## 2011 (ARIZONA):

- Started all 16 games.
- 72 tackles (53 solo) 8.0 sacks, 1 interception, 10 passes defended, 2 forced fumbles and 1 fumble recovery.
- 3 blocked field goals.
- Became the 4th player in NFL history to block 3 field goals in a single season since 2000.

**AT SEATTLE (9/25):** 10 tackles (5 solo) and 2.5 sacks.

- Sacked QB Tarvaris Jackson for a loss of 8 yards in the 1st quarter.
- Sacked QB Tarvaris Jackson for a loss of 6 yards in the 2nd quarter.
- Split a sack of QB Tarvaris Jackson with DT Darnell Dockett for a loss of 5 yards with 1:07 remaining in the 2nd quarter.

**VS. ST. LOUIS (11/6):** 6 solo tackles and 2.0 sacks; 1 blocked field goal.

- Sacked QB Sam Bradford for a loss of 9 yards in the 2nd quarter.

- Sacked QB Sam Bradford for a loss of 7 yards on 3rd-and-12, forcing the Rams to punt.

- Blocked a 42-yard field goal attempt by K Josh Brown at the end of regulation to send the game into overtime.

**AT PHILADELPHIA (11/13):** 2 solo tackles, 1 interception and 1 pass defended.

- Intercepted a pass from QB Michael Vick at the Arizona 17-yard line in the 3rd quarter.

### HONORS:

- Walter Payton NFL Man of the Year nominee (Arizona).

## 2010 (ARIZONA):

- Started in 15 games.
- Inactive for 1 game.
- 60 tackles (46 solo), 6.0 sacks, 2 passes defended and 1 fumble recovery.

**VS. SEATTLE (11/14):** 6 tackles (3 solo) and 1.0 sack.

- Sacked QB Matt Hasselbeck for a loss of 6 yards in the 1st quarter.

**VS. DENVER (12/12):** 2 solo tackles and 1 fumble recovery.

- Recovered a QB Kyle Orton fumble at the Denver 39-yard line with 1:03 remaining in the 3rd quarter.

**AT CAROLINA (12/19):** 11 tackles (9 solo) and 1.0 sack.

- Sacked QB Jimmy Clausen for a loss of 7 yards in the 2nd quarter.

## 2009 (ARIZONA):

- Played in all 16 games with 15 starts.
- 46 tackles, (35 solo), 7.0 sacks, 5 passes defended and 1 forced fumble.
- 1 special teams tackle.

**AT JACKSONVILLE (9/20):** 1 assisted tackle, 0.5 sack and 1 pass defended; 1 blocked field goal.

- Blocked a 46-yard field goal attempt by K Josh Scobee, which was recovered by S Antrell Rolle and returned 83 yards for a TD in the 2nd quarter.
- Split a sack of QB David Garrard with S Adrian Wilson on 2nd-and-13 with 5:24 remaining in the 4th quarter.
- It was the 1st half-sack of his career.

**AT SEATTLE (10/18):** 3 tackles (2 solo) and 1.5 sacks.

- Split a sack of QB Matt Hasselbeck for a loss of 11 yards with LB Clark Haggans, who forced a fumble which was recovered by DL Brian Robinson at the Seattle 23-yard line in the 1st quarter.
- Sacked QB Matt Hasselbeck for a loss of 7 yards on 2nd-and-10 in the 3rd quarter.

**VS. MINNESOTA (12/6):** 4 tackles (3 solo) and 1.0 sack.

- Sacked QB Brett Favre for a loss of 9 yards in the 3rd quarter.

### POSTSEASON:

**NFC WILD CARD VS. GREEN BAY (1/10):** 2 solo tackles.

**NFC DIVISIONAL VS. NEW ORLEANS (1/10):** 3 solo tackles.

### HONORS:

- NFC Special Teams Player of the Week (at Jacksonville, 9/20).

## 2008 (ARIZONA):

- Played in all 16 games.
- 21 tackles (17 solo), 2 tackles for loss, 1 forced fumble and 1 pass defended.
- 8 special teams tackles (7 solo).

**AT SAN FRANCISCO (9/7):** 1 assisted tackle.

- Made his NFL debut.

## POSTSEASON:

**NFC WILD CARD VS. ATLANTA (1/3):** 1 assisted tackle; 1 special teams tackle.

**NFC DIVISIONAL AT CAROLINA (1/10):** 1 solo tackle; 1 special teams tackle.

**NFC CHAMPIONSHIP AT PHILADELPHIA (1/18):** 1 solo tackle; 1 special teams tackle.

**SUPER BOWL XLIII (2/1):** 1 solo tackle; 1 special teams tackle.

## BEFORE THE NFL

### COLLEGE (MIAMI):

- 3-year letterman (2005-07).

**CAREER:** Played in 36 games with 25 starts; 129 tackles (83 solo), 19.0 sacks, 1 interception, 9 passes defended, 6 forced fumbles and 3 fumble recoveries.

**JUNIOR (2007):** Started all 12 games; 50 tackles (30 solo), 6.0 sacks, 1 interception, 2 passes defended, 2 forced fumbles and 2 fumble recoveries.

- All-ACC Honorable Mention.

**SOPHOMORE (2006):** Played in 13 games with 12 starts; 55 tackles (38 solo), 10.5 sacks, 4 passes defended, 3 forced fumbles and 1 fumble recovery.

- 1st-team All-ACC.

**FRESHMAN (2005):** Played in 11 games with 1 start; 24 tackles (15 solo), 2.5 sacks, 3 passes defended and 1 forced fumble.

- Redshirted in 2004.

### HIGH SCHOOL (DENVER SOUTH HS – AURORA, CO.)

- Played defensive line, offensive tackle and tight end.
- Also played basketball and track and field.

**SENIOR (2004):** 118 tackles, 19.0 sacks and 2 interceptions; 38 receptions for 412 yards and 4 TDs.

- All-State as defensive end.

**JUNIOR (2003):** 109 tackles and 19.0 sacks; 3 blocked punts; 5 TDs off of blocked kicks and fumble recoveries.

- All-State defensive end.

## OFF THE FIELD

### COMMUNITY:

- Along with his mother, Campbell and his seven siblings founded the Charles Richard Campbell Foundation – named in honor of their late father – which aims to help their communities reach their full potential by investing in youth mentorship and education and providing resources to help every person with the opportunity to live out their dreams.
- Established the CRC Foundation Scholarship Program to help recipients overcome financial barriers to receiving a college education.

### 2024:

- Along with teammates Terron Armstead and Jaylen Waddle, co-hosted and funded a holiday shopping event for local youth from Big Brothers Big Sisters, S.E.E.K Foundation and other South Florida nonprofit community partners.
- In December, hosted the 16th “Christmas With Calais” holiday shopping event, sharing a meal and giving 50 Boys & Girls Club youth a shopping spree. Has previously hosted this event almost every year of his NFL career.

### 2023:

- After recording his 100th career sack, Campbell launched the “100 Sack Give Back” initiative, where he donated \$100,000 across 100 teachers, 25 in each of the cities he played professional football in – Phoenix, Jacksonville, Baltimore and Atlanta. Each teacher received \$500 worth of school supplies and \$500 to purchase additional resources for their classroom.
- In addition to his initial donation, Campbell donated a total of \$20,000 to teachers in Denver, where he went to high school, and Miami, where he went to college.

### 2022:

- Through his CRC Foundation, donated \$20,000 during Mental Health Awareness Month to provide 12 Baltimore teens with three months of therapy sessions as part of strategic initiatives to expand access to mental health care.

### 2021:

- While with Baltimore, joined multiple team initiatives including a campaign against opioid addiction, voting advocacy and fundraising for COVID-19 relief.
- Donated \$30,000 to his alma mater – South High School in Denver – to fund the process of switching its nickname from the “Rebels” to the “Ravens” from new uniforms, gym flooring and school signage.

### 2020:

- Led multiple initiatives addressing racism including a virtual discussion with a Baltimore area high school as well as partnering with Old Spice to host a discussion on the film “Black Boys” with local students.
- Funded and launched the “Charles Richard Campbell Lend-A-Hand Fund” to assist select Baltimore County households with emergency bill assistance.

### 2015:

- Donated \$1.6 million to his alma mater, the University of Miami, to establish the Calais Campbell Football Defensive Lineman Endowment and provide a full scholarship for a defensive lineman.

### PERSONAL:

- **PRONUNCIATION:** First name is pronounced cuh-LAY-is.

CALAIS CAMPBELL'S NFL REGULAR SEASON STATS

YEAR	TEAM	GP	GS	TACKLES				YDS	INTERCEPTIONS					FUMBLES	
				TOT	SOLO	ASST	SK		INT	YDS	LG	TD	PD	FF	FR
2008	ARIZONA	16	0	21	17	4	0.0	0.0	0	0	-	0	1	1	0
2009	ARIZONA	16	15	46	35	11	7.0	50.5	0	0	-	0	5	1	0
2010	ARIZONA	15	15	60	46	14	6.0	49.0	0	0	-	0	2	0	1
2011	ARIZONA	16	16	72	53	19	8.0	64.0	1	0	0	0	10	2	1
2012	ARIZONA	13	12	63	50	13	6.5	28.0	0	0	-	0	6	0	0
2013	ARIZONA	16	16	58	45	13	9.0	52.5	0	0	-	0	6	1	2
2014	ARIZONA	14	14	58	48	10	7.0	50.0	1	23	23	0	3	1	0
2015	ARIZONA	16	16	61	46	15	5.0	36.5	0	0	-	0	3	0	1
2016	ARIZONA	16	16	53	34	19	8.0	67.5	1	1	1	0	6	2	3
2017	JACKSONVILLE	16	16	67	47	20	14.5	96.0	0	0	-	0	3	3	1
2018	JACKSONVILLE	16	16	72	53	19	10.5	73.5	0	0	-	0	2	1	1
2019	JACKSONVILLE	16	16	56	37	19	6.5	47.0	0	0	-	0	1	2	1
2020	BALTIMORE	12	12	28	18	10	4.0	27.5	0	0	-	0	6	0	0
2021	BALTIMORE	15	14	49	29	20	1.5	3.5	0	0	-	0	1	0	1
2022	BALTIMORE	14	14	36	18	18	5.5	48.5	0	0	-	0	2	2	0
2023	ATLANTA	17	17	56	32	24	6.5	29.0	0	0	-	0	1	1	1
2024	MIAMI	17	17	52	35	17	5.0	40.0	0	0	-	0	5	1	0
NFL TOTALS		261	242	908	643	265	110.5	763.0	3	24	23	0	63	18	13

CALAIS CAMPBELL'S NFL PLAYOFF STATS

YEAR	TEAM	GP	GS	TACKLES				YDS	INTERCEPTIONS					FUMBLES	
				TOT	SOLO	ASST	SK		INT	YDS	LG	TD	PD	FF	FR
2008	ARIZONA	4	0	4	3	1	0.0	0.0	0	0	-	0	1	0	0
2009	ARIZONA	2	1	5	5	0	0.0	0.0	0	0	-	0	0	0	0
2014	ARIZONA	1	1	4	0	4	0.0	0.0	0	0	-	0	0	0	0
2015	ARIZONA	2	2	5	1	4	0.0	0.0	0	0	-	0	1	0	0
2017	JACKSONVILLE	3	3	11	7	4	0.0	0.0	0	0	-	0	0	0	0
2020	BALTIMORE	2	2	4	1	3	0.0	0.0	0	0	-	0	1	0	0
2022	BALTIMORE	1	1	2	1	1	0.0	0.0	0	0	-	0	0	0	0
PLAYOFF TOTALS		15	10	35	18	17	0.0	0.0	0	0	-	0	3	0	0

ADDITIONAL STATS

**Defensive Touchdowns:** (Arizona) 53-yard fumble return vs. New Orleans (12/18/16), (Jacksonville) 10-yard fumble return at Arizona (11/26/17), 8-yard fumble return vs. Indianapolis (12/29/19) for a total of 3.

**Special Team Tackles:** (Arizona) 7 in 2008 and 1 in 2009 for a total of 8 (P-4).

**Blocked Kicks:** (Arizona) 2 in 2009, 3 in 2011, 1 in 2012, (Jacksonville) 1 in 2019, (Balitmore) 1 in 2021 and 1 in 2022 for a total of 9.

SINGLE-GAME CAREER HIGHS

Tackles:	11	Twice, last: vs. St. Louis, 10/4/15
Sacks:	4.0	at Houston, 9/10/17
Interceptions:	1	3 times, last: at San Francisco, 10/6/16
Passes Defensed:	3	vs. Cleveland, 9/13/20
Forced Fumbles:	1	18 times, last: vs. Arizona, 10/27/24
Fumble Recoveries:	1	13 times, last: at Tennesse, 10/29/23

CAMPBELL'S MULTI-SACK GAMES (22)

DATE	OPPONENT	SCKS	DATE	OPPONENT	SCKS
10/18/09	at Seattle	1.5	1/1/17	at L.A. Rams	1.5
9/25/11	at Seattle	2.5	9/10/17	at Houston	4.0
11/6/11	ST. LOUIS	2.0	10/15/17	L.A. RAMS	2.0
9/16/12	at New England	2.0	10/22/17	at Indianapolis	2.0
10/6/13	CAROLINA	2.0	12/17/17	HOUSTON	2.0
12/22/13	at Seattle	2.0	9/23/18	TENNESSEE	2.0
11/9/14	ST. LOUIS	2.0	12/30/18	at Houston	1.5
11/23/14	at Seattle	3.0	9/19/19	TENNESSEE	3.0
12/27/15	GREEN BAY	2.5	10/27/19	N.Y. JETS	1.5
10/6/16	at San Francisco	2.0	10/18/20	at Philadelphia	3.0
12/18/16	NEW ORLEANS	2.0	12/24/23	INDIANAPOLIS	1.5

CAMPBELL'S SACKS BY QUARTERBACK

QUARTERBACK	SACKS	QUARTERBACK	SACKS
Russell Wilson	5.5	Sam Darnold	1.5
Sam Bradford	4.0	Andrew Luck	1.5
Jacoby Brissett	4.0	Teddy Bridgewater	1.0
Marcus Mariota	4.0	Jimmy Clausen	1.0
Aaron Rodgers	4.0	Kirk Cousins	1.0
Tom Savage	4.0	Joshua Dobbs	1.0
Alex Smith	4.0	Brett Favre	1.0
Carson Wentz	4.0	Nick Foles	1.0
Jared Goff	3.5	Chad Henne	1.0
Matt Hasselbeck	3.5	Taysom Hill	1.0
Deshaun Watson	3.5	Sam Howell	1.0
Blaine Gabbert	3.0	Josh Johnson	1.0
Colin Kaepernick	3.0	Daniel Jones	1.0
Eli Manning	3.0	Jon Kitna	1.0
Matthew Stafford	3.0	Josh McCown	1.0
Andy Dalton	2.5	Keith Null	1.0
Tarvaris Jackson	2.5	Dak Prescott	1.0
Gardner Minshew	2.5	Philip Rivers	1.0
Ben Roethlisberger	2.5	Tony Romo	1.0
Tom Brady	2.0	Matt Ryan	1.0
Drew Brees	2.0	Geno Smith	1.0
Austin Davis	2.0	Ryan Tannehill	1.0
Joe Flacco	2.0	Michael Vick	1.0
Trevor Lawrence	2.0	Bryce Young	1.0
Baker Mayfield	2.0	Joe Burrow	0.5
Cam Newton	2.0	David Garrard	0.5
T.J. Yates	2.0	DeShone Kizer	0.5
Jay Cutler	1.5	Vince Young	0.5



## NFL CAREER

### TRANSACTIONS:

- Awarded off waivers to Miami on Sept. 1, 2021.
- Waived by N.Y. Jets on Aug. 31, 2021.
- Signed to the N.Y. Jets active roster on Dec. 8, 2020.
- Signed to the N.Y. Jets practice squad on Nov. 3, 2020.
- Fourth overall selection in the defensive backs phase of the 2020 XFL Draft to the DC Defenders on Oct. 16, 2019.
- Signed by Birmingham Iron (AAF) on Nov. 9, 2018.
- Waived by Cleveland on Aug. 31, 2018.
- Signed by Cleveland as an undrafted college free agent on May 4, 2018.

### CAREER HIGHLIGHTS:

- Played in 58 career games with 3 starts.
- 24 tackles (14 solo) and 2 passes defended.
- 16 special teams tackles (11 solo), 1 special teams forced fumble and 1 special teams fumble recovery.
- Played in 2 postseason games with Miami.

### 2024 (MIAMI):

- Played in all 17 games with 1 start.
- 8 tackles (4 solo).
- 3 special teams tackles (2 solo) and 1 special teams forced fumble.

**VS. JACKSONVILLE (9/8):** 1 solo special teams tackle and 1 special teams forced fumble.

- Forced WR Parker Washington to fumble on the kickoff return but was recovered by Jacksonville in the 3rd quarter.

**VS. SAN FRANCISCO (12/22):** 2 assisted tackles.

**AT CLEVELAND (12/29):** 2 tackles (1 solo).

### 2023 (MIAMI):

- Played in 15 games with 1 start.
- Inactive for 2 games.
- 9 tackles (6 solo) and 1 pass defended.
- 6 special teams tackles (4 solo) and 1 special teams fumble recovery.

**VS. CAROLINA (10/15):** 1 assisted tackle.

- Split a tackle with LB Duke Riley to stop WR Laviska Shenault Jr. from converting a fake punt.

**VS. TENNESSEE (12/11):** 2 solo tackles; 1 assisted special teams tackle and 1 special teams fumble recovery.

- Recovered a muffed punt at the Tennessee 7-yard line, setting up a Miami TD on the ensuing drive.

**VS. N.Y. JETS (12/17):** 4 tackles (3 solo) and 1 pass defended.

### POSTSEASON:

**AFC WILD CARD AT KANSAS CITY (1/13):** Played but did not record any stats.

### 2022 (MIAMI):

- Played in 16 games with 1 start.
- Inactive for 1 game.
- 7 tackles (4 solo) and 1 pass defended.
- 5 special teams tackles (3 solo).

**VS. CLEVELAND (11/13):** 1 pass defended; 2 special teams tackles (1 solo).

**AT SAN FRANCISCO (12/4):** 2 solo tackles.

**VS. N.Y. JETS (1/8):** Played but did not record stats.

- Made his 1st NFL start.

### POSTSEASON:

**AFC WILD CARD AT BUFFALO (1/15):** 2 tackles (1 solo) and 0.5 sacks.

### 2021 (N.Y. JETS/MIAMI):

- Played in 7 games with Miami.
- Inactive for 4 games with Miami.
- Missed the rest of the season with Miami after being placed on injured reserve on Nov. 27.
- Awarded off waivers to Miami on Sept. 1.
- 2 solo special teams tackles with Miami.
- Spent offseason and training camp with the N.Y. Jets.

**VS. INDIANAPOLIS (10/3):** 1 solo special teams tackle.

- Made his Dolphins debut.

**VS. HOUSTON (11/7):** 1 solo special teams tackle.

### 2020 (N.Y. JETS/DC DEFENDERS - XFL):

- Played in 3 games with the N.Y. Jets.
- Inactive for 2 games with the N.Y. Jets.
- Signed to the N.Y. Jets active roster on Dec. 8.
- Signed to the N.Y. Jets practice squad on Nov. 3.
- Started 4 games with the DC Defenders.
- 6 tackles (5 solo) and 2 passes defended with the DC Defenders.

2019 (BIRMINGHAM IRON - AAF):

- Played in 8 games with 3 starts.
- 21 tackles (15 solo).

2018 (CLEVELAND):

- Spent the 2018 offseason and training camp with Cleveland.

BEFORE THE NFL

COLLEGE (NORTHERN IOWA):

- 2-year starter (2016-17).
- Transferred from Northern Illinois to Northern Iowa following his sophomore season in 2015.
- Transferred from Iowa Western CC to Northern Illinois following his freshman season in 2014.

CAREER AT NORTHERN IOWA: Played in 24 games with 87 tackles, 15 passes defended and 8 interceptions.

SENIOR (2017 AT NORTHERN IOWA): Played in 12 games with 51 tackles (31 solo), 1 sack, 3 forced fumbles, 1 fumble recovery, 5 interceptions and 17 passes defended.

JUNIOR (2016 AT NORTHERN IOWA): Played in 11 games with 42 tackles (34 solo), 2 fumble recoveries, 3 interceptions and 6 passes defended.

SOPHOMORE (2015 AT NORTHERN ILLINOIS): Played in 13 games with 5 tackles.

FRESHMAN (2014 AT IOWA WESTERN): 32 tackles and 5 passes defended.

- Redshirted in 2013.

HIGH SCHOOL (ST. PAUL CENTRAL HS - ST. PAUL, MINN.)

SENIOR (2012)

- Helped team record an 8-1 record in 2012, rushing for 1,002 yards and 18 touchdowns.
- Totaled 69 tackles and six interceptions in 2012 on defense.
- Also lettered in track and field.

OFF THE FIELD

PERSONAL:

- MAJOR: Liberal studies.

ELIJAH CAMPBELL'S NFL REGULAR SEASON STATS															
YEAR	TEAM	GP	GS	TACKLES					INTERCEPTIONS					FUMBLES	
				TOT	SOLO	ASST	SK	YDS	INT	YDS	LG	TD	PD	FF	FR
2020	N.Y. JETS	3	0	0	0	0	0.0	0.0	0	0	-	0	0	0	0
2021	MIAMI	7	0	0	0	0	0.0	0.0	0	0	-	0	0	0	0
2022	MIAMI	16	1	7	4	3	0.0	0.0	0	0	-	0	1	0	0
2023	MIAMI	15	1	9	6	3	0.0	0.0	0	0	-	0	1	0	1
2024	MIAMI	17	1	8	4	4	0.0	0.0	0	0	-	0	0	1	0
NFL TOTALS		58	3	24	14	10	0.0	0.0	0	0	-	0	2	1	1

ELIJAH CAMPBELL'S NFL PLAYOFF STATS															
YEAR	TEAM	GP	GS	TACKLES					INTERCEPTIONS					FUMBLES	
				TOT	SOLO	ASST	SK	YDS	INT	YDS	LG	TD	PD	FF	FR
2022	MIAMI	1	0	2	1	1	0.5	0.0	0	0	-	0	0	0	0
2023	MIAMI	1	0	0	0	0	0.0	0.0	0	0	-	0	0	0	0
PLAYOFF TOTALS		2	0	2	1	1	0.5	0.0	0	0	-	0	0	0	0

ADDITIONAL STATS

Special Teams Tackles: (Miami) 2 in 2021, 5 in 2022, 6 in 2023, 3 in 2024 for total of 16.

Special Teams Forced Fumble: (Miami) 1 in 2024.

Special Teams Fumble Recovery: (Miami) 1 in 2023.

SINGLE-GAME CAREER HIGHS

Tackles: 4 vs. N.Y. Jets, 12/17/23

Passes Defended: 1 Twice, last: vs. N.Y. Jets, 12/17/23

Forced Fumble: 1 vs. Jacksonville, 9/8/24

Fumble Recoveries: 1 vs. Tennessee, 12/11/23



76

JACKSON

CARMAN

TACKLE // 6-5 // 322 // CLEMSON '21

ACQUIRED: FA, '24

HOMETOWN: FAIRFIELD, OHIO // BORN: 1/22/00

NFL: FOURTH SEASON // DOLPHINS: FIRST SEASON



## NFL CAREER

### TRANSACTIONS:

- Signed to Miami's active roster on Dec. 4, 2024.
- Signed to Miami's practice squad on Sept. 17, 2024.
- Waived by Cincinnati on Aug. 23, 2024.
- 2nd-round pick (46th overall) by Cincinnati in the 2021 NFL Draft.

### CAREER HIGHLIGHTS:

- Played in 30 career games with 7 starts – 5 at right guard, 1 at left guard and 1 at right tackle.
- 1 miscellaneous tackle.
- Appeared in 7 postseason games with 2 starts with Cincinnati.

### 2024 (MIAMI):

- Played in 8 games with 1 start at right tackle.
- Spent 7 games on Miami's practice squad.
- 1 miscellaneous tackle.

**AT L.A. RAMS (11/11):** Played but did not record any stats.

- Made his Dolphins debut.

**AT HOUSTON (12/15):** Started at right tackle.

### 2023 (CINCINNATI):

- Played in 2 games.
- Dressed but did not play in 7 games.
- Inactive for 8 games.

### 2022 (CINCINNATI):

- Played in 3 games.
- Had 1 game cancelled.
- Inactive for 13 games.

### POSTSEASON:

**AFC WILD CARD VS. BALTIMORE (1/15):** Played but did not record any stats.

**AFC DIVISIONAL AT BUFFALO (1/22):** Started at left tackle.

**AFC CHAMPIONSHIP AT KANSAS CITY (1/29):** Started at left tackle.

### 2021 (CINCINNATI):

- Played in 17 games with 6 starts – 5 at right guard and 1 at left guard.

**VS. MINNESOTA (9/12):** Played but did not record any stats.

- Made his NFL debut.

**AT PITTSBURGH (9/26):** Started at right guard.

- Made his 1st career start.
- Protected QB Joe Burrow as the team did not allow a sack.

**AT BALTIMORE (10/24):** Started at right guard.

- Protected QB Joe Burrow, who completed 23-of-38 passes (60.5 pct.) for 416 yards and 3 TDs.

### POSTSEASON:

**AFC WILD CARD AT LAS VEGAS (1/15):** Played but did not record any stats.

**AFC DIVISIONAL AT TENNESSEE (1/22):** Played but did not record any stats.

**AFC CHAMPIONSHIP AT KANSAS CITY (1/30):** Played but did not record any stats.

**SUPER BOWL LVI VS. L.A. RAMS (2/13):** Played but did not record any stats.

## BEFORE THE NFL

### COLLEGE (CLEMSON):

- 3-year letterman (2018-20).

**CAREER:** Played in 40 games with 27 starts at left tackle.

**JUNIOR (2020):** Started all 12 games at left tackle.

- 2nd-team All-ACC.
- Protected the blindside of QB Trevor Lawrence.

**SOPHOMORE (2019):** Started all 15 games at left tackle.

- 3rd-team All-ACC.

**TRUE FRESHMAN (2018):** Played in 13 games.

- Helped his team win the College Football Playoff National Championship.

### HIGH SCHOOL (FAIRFIELD HS – FAIRFIELD, OHIO)

**SENIOR (2017):**

- Anthony Munoz Lineman of the Year award finalist.

## OFF THE FIELD

### PERSONAL:

- **MAJOR:** Sociology.

JACKSON CARMAN'S NFL REGULAR SEASON STATS	
GAMES/STARTS: (Cincinnati) 2021: 17/6, 2022: 3/0, 2023: 2/0, (Miami) 2024: 8/1	NFL TOTALS: 30/7
JACKSON CARMAN'S NFL PLAYOFF STATS	
GAMES/STARTS: (Cincinnati) 2021: 4/0, 2022: 3/2	PLAYOFF TOTALS: 7/2
ADDITIONAL STATS	
Miscellaneous Tackles: (Miami) 1 in 2024.	



# 2

## BRADLEY CHUBB

LINEBACKER // 6-4 // 268 // NC STATE '18

ACQUIRED: T, '22 (DEN.)

HOMETOWN: MARIETTA, GA. // BORN: 6/24/96

NFL: SEVENTH SEASON // DOLPHINS: THIRD SEASON

 2020, 2022
 2022 (DEN.)

## NFL CAREER

### TRANSACTIONS:

- Traded from Denver to Miami on Nov. 1, 2022.
- 1st-round pick (5th overall) by Denver in the 2018 NFL Draft.

### CAREER HONORS:

- No. 62 on the NFL Network Top 100 list in 2024.
- 2023 Nat Moore Community Service Award.
- AFC Defensive Player of the Week (vs. N.Y. Jets, 12/17/23).
- 2022 Pro Bowl selection.
- 2020 Pro Bowl selection.
- 2018 PFWA All-Rookie Team.
- NFL Rookie of the Month (October 2018).

### CAREER HIGHLIGHTS:

- Played in 73 career games with 72 starts.
- 256 tackles (157 solo), 39.5 sacks, 1 interception, 7 passes defended, 13 forced fumbles and 3 fumble recoveries.
- Appeared in 1 postseason game with Miami.
- His 6 forced fumbles in 2023 tied for the NFL lead:

#### NFL FORCED FUMBLES LEADERS (2023)

PLAYER	TEAM	FFs
1. <b>BRADLEY CHUBB</b>	<b>MIA.</b>	<b>6</b>
2. Antoine Winfield Jr.	TB	6
3. Khalil Mack	LAC	5
4. Trent McDuffie	KC	5
5. Several tied		4

- His 12.0 sacks in 2018 led all NFL rookies that season:

#### NFL ROOKIE SACK LEADERS (2018)

PLAYER	TEAM	SACKS
1. <b>BRADLEY CHUBB</b>	<b>DEN.</b>	<b>12.0</b>
2. Shaquille Leonard	Ind.	7.0
3. Sam Hubbard	Cin.	6.0
4. B.J. Hill	NYG	5.5
5. Two tied		5.0

- His 12.0 sacks in 2018 set a Broncos rookie record:

#### BRONCOS ROOKIE SACK LEADERS

PLAYER	YEAR	SACKS
1. <b>BRADLEY CHUBB</b>	<b>2018</b>	<b>12.0</b>
2. Von Miller	2011	11.5
3. Rulon Jones	1980	11.5
4. Mike Croel	1991	10.0
5. Elvis Dumervil	2006	8.5

### 2024 (MIAMI):

- Missed the entire season after being placed on the Reserve/PUP list on Aug. 27.

### HONORS:

- No. 62 on the NFL Network Top 100 list.

### 2023 (MIAMI):

- Started 16 games.
- Missed the rest of the season after being placed on injured reserve on Jan. 6, 2024.
- 73 tackles (45 solo), 11.0 sacks, 2 passes defended, 6 forced fumbles and 2 fumble recoveries.

#### AT NEW ENGLAND (9/17): 7 tackles (5 solo), 1.0 sack and 1 forced fumble.

- Forced a WR Demario Douglas fumble on 3rd-and-8 that was recovered by S DeShon Elliott.
- Sacked QB Mac Jones on 1st-and-10 for a loss of 8 in the 4th quarter on Miami's game-winning defensive stop.

#### AT PHILADELPHIA (10/22): 7 tackles (5 solo), 2.0 sacks and 1 forced fumble.

- Strip-sacked QB Jalen Hurts for a loss of 11 on 3rd-and-8 in the 1st quarter that was recovered by DT Christian Wilkins.
- Sacked QB Jalen Hurts for a loss of 3 in the 3rd quarter.

#### AT KANSAS CITY IN FRANKFURT (11/5): 3 tackles (2 solo), 1.0 sack, 1 pass defended and 1 forced fumble.

- Strip-sacked QB Patrick Mahomes for a loss of 12 yards on 3rd-and-20 that was recovered by DT Zach Sieler.
- It was his 5th straight game with a sack.

#### VS. N.Y. JETS (12/17): 7 tackles (5 solo), 3.0 sacks, 2 forced fumbles and 1 fumble recovery.

- Helped the defense post a shutout and hold the Jets to the 2nd-fewest total yards allowed in Miami's history (103).
- Split a sack of QB Zach Wilson with DT Christian Wilkins and stripped the ball at the Jets 4-yard line, which was recovered by DT Zach Sieler.
- Sacked QB Zach Wilson for a loss of 10 yards in the 2nd quarter.
- Split a sack of QB Trevor Siemian with LB Andrew Van Ginkel for a loss of 10 yards in the 2nd quarter.
- Strip-sacked QB Trevor Siemian for a loss of 10 yards and recovered the fumble himself in the 4th quarter.

**VS. DALLAS (12/24):** 4 tackles (3 solo) and 1.5 sacks.

- Sacked QB Dak Prescott in the 1st quarter.
- Split a sack of QB Dak Prescott with LB Andrew Van Ginkel for a loss of 7 yards in the 4th quarter on a 1st-and-goal snap from the 1-yard line.
- Became the 1st Dolphins player since DE Cameron Wake in 2017 to record double-digit sacks in a season.

**HONORS:**

- Nat Moore Community Service Award.
- AFC Defensive Player of the Week (vs. N.Y. Jets, 12/17).

**2022 (DENVER/MIAMI):**

- Played in 8 games with 7 starts with Miami.
- Inactive for 1 game with Miami.
- 13 tackles (5 solo), 2.5 sacks and 1 forced fumble with Miami.
- Traded to Miami on Nov. 1.
- Started 8 games with Denver.
- 26 tackles (11 solo), 5.5 sacks, 1 pass defended and 2 forced fumbles with Denver.

**AT SEATTLE (9/12):** 5 tackles (4 solo), 2.0 sacks and 1 forced fumble.

- Strip-sacked QB Geno Smith on a 2nd-and-8 snap in the 4th quarter.
- Sacked QB Geno Smith for a loss of 10 on a 3rd-and-6 in the 4th quarter, forcing a punt.

**VS. INDIANAPOLIS (10/6):** 4 tackles (3 solo), 2.5 sacks and 1 forced fumble.

- Sacked QB Matt Ryan on a 3rd-and-12 in the 1st quarter, forcing a punt.
- Split a sack with LB Baron Browning of QB Matt Ryan on a 3rd-and-10 in the 4th quarter, forcing a punt.
- Strip-sacked QB Matt Ryan on a 1st-down play in the 4th quarter.

**VS. HOUSTON (11/27):** 2 tackles (1 solo), 1.0 sack and 1 forced fumble.

- Strip-sacked QB Kyle Allen on a 2nd-and-13 snap in the 2nd quarter.

**POSTSEASON:**

**AFC WILD CARD AT BUFFALO (1/15):** 1 solo tackle, 1.0 sack and 1 forced fumble.

- Strip-sacked QB Josh Allen on a 3rd-and-11 snap in the 4th quarter.

**PRO BOWL:**

- Selected to his 2nd Pro Bowl.

**2021 (DENVER):**

- Started 7 games.
- Inactive for 1 game.
- Missed 1 game on the Reserve/COVID-19 List.
- Missed 8 games after being placed on injured reserve on Sept. 22 and being activated on Nov. 27.
- 21 tackles (9 solo), 1 interception and 2 passes defended.

**VS. CINCINNATI (12/19):** 4 tackles (1 solo) and 1 pass defended.

**AT LAS VEGAS (12/26):** 5 tackles (1 solo), 1 interception and 1 pass defended.

- Intercepted a pass by QB Derek Carr near the end of the 1st half and returned it to the 1-yard line, setting up a Broncos TD.

**VS. KANSAS CITY (1/8):** 5 tackles (2 solo).

**2020 (DENVER):**

- Started 14 games.
- Inactive for 2 games.
- 42 tackles (26 solo), 7.5 sacks and 1 forced fumble.

**AT N.Y. JETS (10/1):** 5 tackles (3 solo) and 2.5 sacks.

- Split a sack with DE Shelby Harris of QB Sam Darnold for a loss of 8 yards on 3rd-and-5.
- Sacked QB Sam Darnold on a 3rd-and-4 snap in the 4th quarter, forcing a 54-yard field goal.
- Sacked QB Sam Darnold on a 4th-down play in the 4th quarter to help preserve the win.

**AT NEW ENGLAND (10/18):** 4 tackles (2 solo), 1.0 sack and 1 forced fumble.

- Strip-sacked QB Cam Newton on a 3rd-and-6 play in the 3rd quarter, forcing a punt.

**VS. MIAMI (11/22):** 5 tackles (4 solo) and 1.0 sack.

- Sacked QB Tua Tagovailoa on a 3rd-and-21 snap in the 3rd quarter, forcing a punt.

**PRO BOWL:**

- Selected to start his 1st Pro Bowl at OLB.

**2019 (DENVER):**

- Started 4 games.
- Missed the rest of the season after being placed on injured reserve on Oct. 1.
- 21 tackles (16 solo), 1.0 sack, 1 pass defended and 1 forced fumble.

**VS. JACKSONVILLE (9/29):** 7 tackles (4 solo), 1.0 sack and 1 forced fumble.

- Sacked QB Gardner Minshew on a 3rd-and-5 snap in the 2nd quarter, forcing a punt.
- Stripped QB Gardner Minshew on a 2nd-and-10 snap in the 4th quarter.

**2018 (DENVER):**

- Started all 16 games.
- 60 tackles (41 solo), 12.0 sacks, 1 pass defended, 2 forced fumbles and 1 fumble recovery.
- Set a Broncos rookie record and led all NFL rookies with 12.0 sacks.
- His 12.0 sacks were tied for 7th-most by a rookie in NFL history at the time.

**VS. L.A. RAMS (10/14):** 5 tackles (4 solo) and 3.0 sacks.

- Sacked QB Jared Goff twice on the same drive in the 2nd quarter, forcing a Rams punt.
- Sacked QB Jared Goff on 3rd-and-3 in the 4th quarter that led to a missed Rams field goal.

**AT ARIZONA (10/18):** 3 solo tackles, 2.0 sacks and 1 forced fumble.

- Strip-sacked QB Josh Rosen for a loss of 6 yards in the 4th quarter.
- Later in the same drive, sacked QB Josh Rosen on 4th down, turning the ball over on downs.

**AT SAN FRANCISCO (12/9):** 4 tackles (2 solo) and 2.0 sacks.

- Sacked QB Nick Mullens on 3rd-and-2 in the 2nd quarter, forcing a field goal.
- Sacked QB Nick Mullens on a 3rd-and-15 play in the 3rd quarter.

**HONORS:**

- PFWA All-Rookie Team.
- NFL Rookie of the Month (October).

## BEFORE THE NFL

### COLLEGE (NC STATE):

- 4-year letterman (2014-17) and 3-year starter.

**CAREER:** Played in 49 games with 38 starts; 203 tackles (103 solo), 26.0 sacks, 1 interception, 4 passes defended and 2 forced fumbles; 2 blocked kicks.

- Finished his career as the school's all-time recordholder in sacks (26.0) and tackles for loss (60.0).

**SENIOR (2017):** Started 12 games; 73 tackles (40 solo), 10.0 sacks, 2 passes defended and 3 forced fumbles; 1 blocked kick.

- Won the Bronko Nagurski Trophy (nation's top defender).
- Won the Ted Hendricks Award (nation's top defensive end).
- Consensus 1st-team All-American.
- ACC Defensive Player of the Year.
- 1st-team All-ACC.
- Team captain.

**JUNIOR (2016):** Started all 13 games; 58 tackles (33 solo), 10.0 sacks, 1 pass defended and 2 forced fumbles.

- 3rd-team All-ACC.
- Team captain.

**SOPHOMORE (2015):** Started all 13 games; 69 tackles (29 solo), 5.5 sacks, 1 interception, 1 pass defended, 3 forced fumbles; 1 blocked kick.

**TRUE FRESHMAN (2014):** Played in 11 games; 3 tackles (1 solo).

### HIGH SCHOOL (HILLGROVE HS – POWDER SPRINGS, GA.)

- Played defensive end.

## OFF THE FIELD

### COMMUNITY:

**2024:**

- Led initiatives to provide holiday cheer through the Chubb Foundation in South Florida, providing holiday gifts for patients at a local children's hospital and the youth at the Leo Goodwin Foundation Teen Center at the Boys & Girls Clubs of Broward County.
- In August, 50 youth from the Boys & Girls Clubs at training camp and surprised them with a backpack giveaway for the start of the school year.

- In July, hosted a financial literacy clinic series at the Boys & Girls Club of Broward County Teen Center.
- In July, as part of cohesive back-to-school initiatives of the Chubb Foundation, donated more than 800 backpacks for children in the Atlanta Metropolitan Area.
- In June and July, hosted free football camps for children in his home state of Georgia and in Miami.

**2023:**

- Co-hosted a holiday toy giveaway with teammate Jaelan Phillips at the Lester H. White NFL YET Center Boys & Girls Club, providing gifts and meals from Reggae Beats, a Miami Dolphins minority-owned restaurant partner.
- Partnered with the South Florida Motorsports "F1 in Schools" program to provide mentorship and financial support for students in the SEEK Foundation's STEM program at Bunche Park in Miami Gardens.
- Throughout the season, hosted visits and mentorship events with local Boys & Girls Clubs, Big Brothers Big Sisters and the Overtown Youth Center.
- Visited pediatric patients in local hospitals and surprised them with holiday gifts.

**2022:**

- Co-hosted a holiday toy giveaway with teammate Jaelan Phillips at the Jim & Jan Moran Boys & Girls Club of Broward County, providing toys for 250 kids and meals from Troy's BBQ.
- Visited Baptist Health South Florida to surprise eight patients and their families with holiday gifts.
- Along with defensive teammates, hosted a Thanksgiving dinner at Hard Rock Stadium for 100 kids from Big Brothers Big Sisters of Broward and Miami.

### PERSONAL:

- Father, Aaron, played linebacker at Georgia and was a 12th-round pick by New England in the 1989 NFL Draft.
- Brother, Brandon, signed with the L.A. Rams as an undrafted college free agent linebacker in 2016 but did not appear in a game. He currently serves as the Player Director for the NFLPA.
- Cousin, Nick Chubb, plays running back for the Cleveland Browns.
- **MAJOR:** Sociology.

## BRADLEY CHUBB'S NFL REGULAR SEASON STATS

YEAR	TEAM	GP	GS	TACKLES					INTERCEPTIONS					FUMBLES	
				TOT	SOLO	ASST	SK	YDS	INT	YDS	LG	TD	PD	FF	FR
2018	DENVER	16	16	60	41	19	12.0	83.0	0	0	-	0	1	2	1
2019	DENVER	4	4	21	16	5	1.0	7.0	0	0	-	0	1	1	0
2020	DENVER	14	14	42	26	16	7.5	50.0	0	0	-	0	0	1	0
2021	DENVER	7	7	21	9	12	0.0	0.0	1	21	21	0	2	0	0
2022	DENVER	8	8	26	15	11	5.5	43.5	0	0	-	0	1	2	0
	MIAMI	8	7	13	5	8	2.5	21.0	0	0	-	0	0	1	0
2023	MIAMI	16	16	73	45	28	11.0	84.0	0	0	-	0	2	6	2
2024	MIAMI			RESERVE/PUP											
	<b>NFL TOTALS</b>	<b>73</b>	<b>72</b>	<b>256</b>	<b>157</b>	<b>99</b>	<b>39.5</b>	<b>288.5</b>	<b>1</b>	<b>21</b>	<b>21</b>	<b>0</b>	<b>7</b>	<b>13</b>	<b>3</b>

Bradley Chubb's NFL Playoff Stats															
Year	Team			Tackles					Interceptions					Fumbles	
		GP	GS	TOT	SOLO	ASST	SK	YDS	INT	YDS	LG	TD	PD	FF	FR
2022	MIAMI	1	0	1	1	0	1.0	7.0	0	0	-	0	0	1	0
PLAYOFF TOTALS		1	0	1	1	0	1.0	7.0	0	0	-	0	0	1	0

### SINGLE-GAME CAREER HIGHS

Tackles:	7	7 times, last: vs. N.Y. Jets, 12/17/23
Sacks:	3.0	Twice, last: vs. N.Y. Jets, 12/17/23
Passes Defensed:	1	7 times, last: vs. Tennessee, 12/11/23
Forced Fumbles:	2	vs. N.Y. Jets, 12/17/23
Fumble Recoveries:	1	3 times, last: vs. N.Y. Jets, 12/17/23



80

TANNER  
CONNER

TIGHT END // 6-3 // 232 // IDAHO STATE '22

ACQUIRED: FA, '22

HOMETOWN: KENT, WASH. // BORN: 3/20/98

NFL: SECOND SEASON // DOLPHINS: SECOND SEASON

NFL CAREER

TRANSACTIONS:

- Signed to a reserve/future contract with Miami on Jan. 15, 2024.
- Signed to Miami's practice squad on Aug. 30, 2023.
- Waived by Miami on Aug. 29, 2023.
- Signed by Miami as an undrafted college free agent on May 13, 2022.

CAREER HIGHLIGHTS:

- Played in 24 career games with 1 start.
- 3 receptions for 16 yards (5.3 avg.).
- 3 solo special teams tackles.

2024 (MIAMI):

- Played in 4 games with 1 start.
- Inactive for 1 game.
- Missed the remainder of the season after being placed on injured reserve on Nov. 12.
- 3 receptions for 16 yards (5.3 avg.).
- 3 solo special teams tackles.

AT SEATTLE (9/22): 1 reception for 1 yard; 1 solo special teams tackle.

- Made his 1st career start.

VS. TENNESSEE (9/30): 2 receptions for 15 yards (7.5 avg.).

2023 (MIAMI):

- Played in 3 games.
- Spent 14 games on Miami's practice squad.

2022 (MIAMI):

- Played in 13 games.
- Inactive for 4 games.

AT BALTIMORE (9/18): Played but did not record any stats.

- Made his NFL debut.

POSTSEASON:

AFC WILD CARD AT BUFFALO (1/15): Inactive.

BEFORE THE NFL

COLLEGE (IDAHO STATE):

- 5-year letterman (2017-21).
- Played wide receiver.
- Also earned all-conference honors in track and field.

CAREER: Played in 47 games; 136 receptions for 2,384 yards (17.5 avg.) and 15 TDs; 4 carries for 39 yards (9.8 avg.).

GRADUATE (FALL 2021): Played in all 11 games; 42 receptions for 735 yards (17.5 avg.) and 4 TDs; 4 carries for 39 yards (9.8 avg.).

- 2nd-team All-Big Sky.

SENIOR (SPRING 2021): Played in all 6 games; 34 receptions for 685 yards (20.1 avg.) and 3 TDs.

- 1st-team All-Big Sky.

JUNIOR (2019): Played in 11 games; 47 receptions for 792 yards (16.9 avg.) and 8 TDs.

- Honorable mention All-Big Sky.

SOPHOMORE (2018): Played in 8 games; 5 receptions for 79 yards (15.8 avg.).

REDSHIRT FRESHMAN (2017): Played in 11 games; 8 receptions for 93 yards (11.6 avg.).

- Redshirted in 2016.

HIGH SCHOOL (KENTRIDGE HS – KENT, WASH.)

- Also lettered in basketball and track.
- Won state title in 300-meter hurdles.
- Played wide receiver and defensive back.

SENIOR (2015):

- 1st-team all-league at defensive back.
- 2nd-team all-league at wide receiver.

OFF THE FIELD

PERSONAL:

- GRADUATE DEGREE: Athletic administration.
- MAJOR: Criminology with a minor in psychology.

TANNER CONNER'S NFL REGULAR SEASON STATS													
YEAR	TEAM	RECEIVING							RUSHING				
		GP	GS	REC	YDS	AVG	LG	TD	ATT	YDS	AVG	LG	TD
2022	MIAMI	13	0	0	0	0.0	-	0	0	0	0.0	-	0
2023	MIAMI	3	0	0	0	0.0	-	0	0	0	0.0	-	0
2024	MIAMI	8	1	3	16	5.3	11	0	0	0	0.0	-	0
NFL TOTALS		24	1	3	16	5.3	11	0	0	0	0.0	0	0

ADDITIONAL STATS

Special Teams Tackles: (Miami) 3 in 2024.

2022 GAME-BY-GAME STATS (MIAMI)						
DATE	OPPONENT	P/S	REC	YDS	AVG	LG TD
09/11	NEW ENGLAND		INACTIVE			
09/18	at Baltimore	1/0	0	0	0.0	- 0
09/25	BUFFALO	1/0	0	0	0.0	- 0
09/29	at Cincinnati	1/0	0	0	0.0	- 0
10/09	at N.Y. Jets	1/0	0	0	0.0	- 0
10/16	MINNESOTA	1/0	0	0	0.0	- 0
10/23	PITTSBURGH	1/0	0	0	0.0	- 0
10/30	at Detroit	1/0	0	0	0.0	- 0
11/06	at Chicago	1/0	0	0	0.0	- 0
11/13	CLEVELAND	1/0	0	0	0.0	- 0
11/27	HOUSTON	1/0	0	0	0.0	- 0
12/04	at San Francisco	1/0	0	0	0.0	- 0
12/11	at L.A. Chargers	1/0	0	0	0.0	- 0
12/17	at Buffalo	1/0	0	0	0.0	- 0
12/25	GREEN BAY		INACTIVE			
01/01	at New England		INACTIVE			
01/08	N.Y. JETS		INACTIVE			
2022 TOTALS		13/0	0	0	0.0	- 0
DATE	OPPONENT	P/S	REC	YDS	AVG	LG TD
01/15	at Buffalo*		INACTIVE			

\* AFC Wild Card game

2023 GAME-BY-GAME STATS (MIAMI)						
DATE	OPPONENT	P/S	REC	YDS	AVG	LG TD
09/10	at L.A. Chargers		PRACTICE SQUAD			
09/17	at New England		PRACTICE SQUAD			
09/24	DENVER		PRACTICE SQUAD			
10/01	at Buffalo		PRACTICE SQUAD			
10/08	N.Y. GIANTS		PRACTICE SQUAD			
10/15	CAROLINA	1/0	0	0	0.0	- 0
10/22	at Philadelphia	1/0	0	0	0.0	- 0
10/29	NEW ENGLAND		PRACTICE SQUAD			
11/05	at Kansas City		PRACTICE SQUAD			
11/19	LAS VEGAS		PRACTICE SQUAD			
11/24	at N.Y. Jets		PRACTICE SQUAD			
12/03	at Washington	1/0	0	0	0.0	- 0
12/11	TENNESSEE		PRACTICE SQUAD			
12/17	N.Y. JETS		PRACTICE SQUAD			
12/24	DALLAS		PRACTICE SQUAD			
12/31	at Baltimore		PRACTICE SQUAD			
01/07	BUFFALO		PRACTICE SQUAD			
2023 TOTALS		3/0	0	0	0.0	- 0
DATE	OPPONENT	P/S	REC	YDS	AVG	LG TD
01/13	at Kansas City*		PRACTICE SQUAD			

\* AFC Wild Card game

2024 GAME-BY-GAME STATS (MIAMI)						
DATE	OPPONENT	P/S	REC	YDS	AVG	LG TD
09/08	JACKSONVILLE	1/0	0	0	0.0	- 0
09/12	BUFFALO	1/0	0	0	0.0	- 0
09/22	at Seattle	1/1	1	1	1.0	1 0
09/30	TENNESSEE	1/0	2	15	7.5	11 0
10/06	at New England	1/0	0	0	0.0	- 0
10/20	at Indianapolis	1/0	0	0	0.0	- 0
10/27	ARIZONA		INACTIVE			
11/03	at Buffalo	1/0	0	0	0.0	- 0
11/11	at L.A. Rams	1/0	0	0	0.0	- 0
11/17	LAS VEGAS		INJURED RESERVE			
11/24	NEW ENGLAND		INJURED RESERVE			
11/28	at Green Bay		INJURED RESERVE			
12/08	N.Y. JETS		INJURED RESERVE			
12/15	at Houston		INJURED RESERVE			
12/22	SAN FRANCISCO		INJURED RESERVE			
12/29	at Cleveland		INJURED RESERVE			
01/05	at N.Y. Jets		INJURED RESERVE			
2024 TOTALS		8/1	3	16	5.3	11 0



## NFL CAREER

### TRANSACTIONS:

- Signed to Miami's active roster on Sept. 29, 2022.
- Signed to Miami's practice squad on Sept. 1, 2022.
- Waived by Miami on Aug. 30, 2022.
- Signed by Miami on Feb. 17, 2022.
- Waived by San Francisco on Jan. 29, 2022.
- Promoted from San Francisco's practice squad on Dec. 11, 2021.
- Signed to San Francisco's practice squad on Sept. 1, 2021.
- Waived by San Francisco on Aug. 31, 2021.
- Signed by San Francisco on Aug. 28, 2021.
- Waived by San Francisco on Aug. 24, 2021.
- Signed to San Francisco's active roster on Nov. 9, 2020.
- Signed to San Francisco's practice squad on Sept. 6, 2020.
- Waived by San Francisco on Sept. 5, 2020.
- Signed by San Francisco on Aug. 27, 2020.
- Waived by Philadelphia on May 1, 2020.
- Signed to Philadelphia's practice squad on Dec. 24, 2019.
- Waived by Denver on Sept. 24, 2019.
- Signed by Denver on Sept. 11, 2019.
- Waived by Denver on Sept. 1, 2019.
- Signed to Denver's active roster on Nov. 2, 2018.
- Signed to Denver's practice squad on Sept. 19, 2018.
- Released from Denver's practice squad on Sept. 10, 2018.
- Signed to Denver's practice squad on Sept. 2, 2018.
- Waived by Denver on Sept. 1, 2018.
- Signed to Denver's practice squad on Dec. 19, 2017.
- Released from Denver's practice squad on Oct. 27, 2017.
- Signed to Denver's practice squad on Oct. 18, 2017.

### CAREER HIGHLIGHTS:

- Played in 53 games with 2 starts.
- 32 receptions for 374 yards (11.7 avg.) and 3 TDs.
- 3 kickoff returns for 43 yards (14.3 avg.).
- 17 punt returns for 80 yards (4.7 avg.).
- 6 special teams tackles (4 solo).

- 3 miscellaneous tackles.
- Appeared in 4 postseason games – 2 with San Francisco and 2 with Miami.

### 2024 (MIAMI):

- Played in 8 games.
- Inactive for 1 game.
- Missed the first 8 games of the season after being placed on injured reserve on Aug. 27 and activated on Nov. 11.
- 7 receptions for 66 yards (9.4 avg.).
- 1 solo special teams tackle.

**AT HOUSTON (12/15):** 1 reception for 6 yards.

**AT CLEVELAND (12/29):** 1 reception for 16 yards.

**AT N.Y. JETS (1/5):** 4 receptions for 38 yards (9.5 avg.).

### 2023 (MIAMI):

- Played in 10 games with 1 start.
- Inactive for 1 game.
- Missed 6 games after being placed on injured reserve on Sept. 29 and activated on Nov. 14.
- 9 receptions for 121 yards (13.4 avg.) and 1 TD.

**AT L.A. CHARGERS (9/10):** 3 receptions for 40 yards (13.3 avg.) and 1 TD.

- Caught a 1-yard TD pass from QB Tua Tagovailoa in the 2nd quarter.

**AT NEW ENGLAND (9/17):** 2 receptions for 34 yards (17.0 avg.).

**VS. BUFFALO (1/7):** 1 reception for 18 yards.

### POSTSEASON:

**AFC WILD CARD AT KANSAS CITY (1/13):** 2 receptions for 33 yards (16.5 avg.).

### 2022 (MIAMI):

- Played in 11 games.
- Inactive for 6 games.
- 9 receptions for 102 yards (11.3 avg.) and 2 TDs.
- 3 miscellaneous tackles.

**AT BALTIMORE (9/18):** 1 reception for 2 yards and 1 TD.

- Caught a 2-yard TD pass from QB Tua Tagovailoa in the 4th quarter.
- It was his 1st career score.

**VS. BUFFALO (9/25):** 1 reception for 11 yards and 1 TD.

- Caught an 11-yard TD pass from QB Tua Tagovailoa in the 2nd quarter.

**VS. HOUSTON (11/27):** 4 receptions for 55 yards (13.8 avg.).  
**POSTSEASON:**  
**AFC WILD CARD AT BUFFALO (1/15):** 1 kickoff return for 23 yards.

**2021 (SAN FRANCISCO):**

- Played in 6 games.
  - Spent 11 games on San Francisco's practice squad.
  - 3 special teams tackles (2 solo).
- VS. ATLANTA (12/19):** 1 solo special teams tackle.  
**VS. HOUSTON (1/2):** 2 special teams tackles (1 solo).  
**POSTSEASON:**  
**NFC WILD CARD AT DALLAS (1/16):** Played but did not record any stats.  
**NFC DIVISIONAL AT GREEN BAY (1/22):** Played but did not record any stats.

**2020 (SAN FRANCISCO):**

- Played in 9 games with 1 start.
  - Spent 7 games on San Francisco's practice squad.
  - 6 receptions for 41 yards (6.8 avg.).
  - 1 solo special teams tackle.
- VS. GREEN BAY (11/5):** 2 receptions for 13 yards (6.5 avg.).  
**VS. SEATTLE (1/3):** 2 receptions for 17 yards (8.5 avg.).

**2019 (DENVER/PHILADELPHIA):**

- Played in 1 game with Denver.
  - Inactive for 1 game with Denver.
  - Spent 1 game on Philadelphia's practice squad.
  - Spent the offseason and training camp with Denver.
- VS. CHICAGO (9/15):** Played but did not record any stats.

**2018 (DENVER):**

- Played in 8 games.
  - Spent 7 games on Denver's practice squad.
  - 1 reception for 44 yards (44.0 avg.).
  - 1 special teams tackle.
- VS. HOUSTON (11/4):** Played but did not record any stats.
- Made his NFL debut.
- VS. CLEVELAND (12/15):** 1 special teams tackle.  
**VS. L.A. CHARGERS (12/30):** 1 reception for 44 yards.

**2017 (DENVER):**

- Spent most of the 2017 season on Denver's practice squad.

**BEFORE THE NFL**  
**COLLEGE (WASHINGTON STATE):**

- 4-year starter (2013-16).
- CAREER:** Played in 42 games with 37 starts; 218 receptions for 2,701 yards (12.4 avg.) and 20 TDs.  
**SENIOR (2016):** Played in 10 games with 9 starts; 53 receptions for 701 yards (13.2 avg.) and 5 TDs.
- Honorable mention All-Pac 12.
- JUNIOR (2015):** Started 10 games; 53 receptions for 615 yards (11.6 avg.) and 4 TDs.  
**SOPHOMORE (2014):** Played in 9 games with 8 starts; 66 receptions for 771 yards (11.7 avg.) and 8 TDs.  
**TRUE FRESHMAN (2013):** Played in all 13 games with 10 starts; 46 receptions for 614 yards (13.3 avg.) and 3 TDs.
- Honorable mention All-Pac 12.

**HIGH SCHOOL (SANTA MARGARITA CATHOLIC HS – RANCHO SANTA MARGARITA, CALIF.)**

- Also played baseball and ran track.
- SENIOR (2013):** 56 receptions for 935 yards (16.7 avg.) and 9 TDs.
- All-county.
  - Trinity League Offensive Player of the Year.
- JUNIOR (2012):** 43 receptions for 639 yards (14.9 avg.) and 5 TDs.
- CIF D1 State Champion.
  - All-CIF.
- SOPHOMORE (2011):** 35 receptions for 469 yards (13.4 avg.); 41 tackles and 3 interceptions.
- All-state.

**OFF THE FIELD**  
**PERSONAL:**

- **PRONUNCIATION:** Last name is pronounced CRAY-craft.
- **MAJOR:** Sport management
- Originally born Tanner Cracraft, he has gone by "River" since he was six months old. The name "River" is inspired by actor River Phoenix.

River Cracraft's NFL Regular Season Stats														
Year	Team	GP	GS	Receiving					TD	Rushing				
				REC	YDS	AVG	LG			ATT	YDS	AVG	LG	TD
2017	DENVER			Practice Squad										
2018	DENVER	8	0	1	44	44.0	44	0	0	0	0.0	-	0	
2019	DENVER	1	0	0	0	0.0	-	0	0	0	0.0	-	0	
2020	SAN FRANCISCO	9	1	6	41	6.8	12	0	0	0	0.0	-	0	
2021	SAN FRANCISCO	6	0	0	0	0.0	0	0	0	0	0.0	-	0	
2022	MIAMI	11	0	9	102	11.3	22	2	0	0	0.0	-	0	
2023	MIAMI	10	1	9	121	13.4	24	1	0	0	0.0	-	0	
2024	MIAMI	8	0	7	66	9.4	16	0	0	0	0.0	-	0	
NFL Totals		53	2	32	374	11.7	44	3	0	0	0.0	-	0	

River Cracraft's NFL Regular Season Returning Stats													
Year	Team	Kickoff Return					Punt Return						
		KR	YDS	AVG	LG	TD	PR	FC	YDS	AVG	LG	TD	
2017	DENVER	Practice Squad											
2018	DENVER	3	43	14.3	23	0	12	11	40	3.3	20	0	
2019	DENVER	0	0	0.0	-	0	0	0	0	0.0	-	0	
2020	SAN FRANCISCO	0	0	0.0	-	0	5	2	40	8.0	21	0	
	NFL Totals	3	43	14.3	23	0	17	13	80	4.7	21	0	

River Cracraft's NFL Playoff Stats													
Year	Team	GP	GS	Receiving					Rushing				
				Rec	Yds	Avg	LG	TD	Att	Yds	Avg	LG	TD
2021	San Francisco	2	0	0	0	0.0	-	0	0	0	0.0	-	0
2022	Miami	1	0	0	0	0.0	-	0	0	0	0.0	-	0
2023	Miami	1	0	2	33	16.5	19	0	0	0	0.0	-	0
PLAYOFF TOTALS		4	0	2	33	16.5	19	0	0	0	0.0	-	0

RIVER CRACRAFT'S NFL PLAYOFF RETURNING STATS												
YEAR TEAM		KICKOFF RETURN					PUNT RETURN					
		KR	YDS	AVG	LG	TD	PR	FC	YDS	AVG	LG	TD
2022	MIAMI	1	23	23.0	23	0	0	0	0	0.0	-	0
PLAYOFF TOTALS		1	23	23.0	23	0	0	0	0	0.0	-	0

### ADDITIONAL STATS

**Special Teams Tackles:** (Denver) 1 in 2018, (San Francisco) 1 in 2020, 3 in 2021, 1 in 2024 for total of 6.

**Miscellaneous Tackles:** (Miami) 3 in 2022.

### SINGLE-GAME CAREER HIGHS

**Receptions:** 4 Twice, last: at N.Y. Jets, 1/5/25  
**Receiving Yards:** 55 vs. Houston, 11/27/22  
**Longest Reception:** 44 vs. L.A. Chargers, 12/30/18  
**Receiving TDs:** 1 3 times, last: at L.A. Chargers, 9/10/23

### 2018 GAME-BY-GAME STATS (DENVER)

DATE	OPPONENT	P/S	REC	YDS	AVG	LG	TD
09/09	SEATTLE		PRACTICE SQUAD				
09/16	OAKLAND		NOT ON ROSTER				
09/23	at Baltimore		PRACTICE SQUAD				
10/01	KANSAS CITY		PRACTICE SQUAD				
10/07	at N.Y. Jets		PRACTICE SQUAD				
10/14	L.A. RAMS		PRACTICE SQUAD				
10/18	at Arizona		PRACTICE SQUAD				
10/28	at Kansas City		PRACTICE SQUAD				
11/04	HOUSTON	1/0	0	0	0.0	-	0
11/18	at L.A. Chargers	1/0	0	0	0.0	-	0
11/25	PITTSBURGH	1/0	0	0	0.0	-	0
12/02	at Cincinnati	1/0	0	0	0.0	-	0
12/09	at San Francisco	1/0	0	0	0.0	-	0
12/15	CLEVELAND	1/0	0	0	0.0	-	0
12/24	at Oakland	1/0	0	0	0.0	-	0
12/30	L.A. CHARGERS	1/0	1	44	44.0	44	0
2018 TOTALS		8/0	1	44	44.0	44	0

### 2019 GAME-BY-GAME STATS (DENVER)

DATE	OPPONENT	P/S	REC	YDS	AVG	LG	TD
09/09	at Oakland		NOT ON ROSTER				
09/15	CHICAGO	1/0	0	0	0.0	-	0
09/22	at Green Bay		INACTIVE				
09/29	JACKSONVILLE		NOT ON ROSTER				
10/06	at L.A. Chargers		NOT ON ROSTER				
10/13	TENNESSEE		NOT ON ROSTER				
10/17	KANSAS CITY		NOT ON ROSTER				
10/27	at Indianapolis		NOT ON ROSTER				
11/03	CLEVELAND		NOT ON ROSTER				
11/17	at Minnesota		NOT ON ROSTER				
11/24	at Buffalo		NOT ON ROSTER				
12/01	L.A. CHARGERS		NOT ON ROSTER				
12/08	at Houston		NOT ON ROSTER				
12/15	at Kansas City		NOT ON ROSTER				
12/22	DETROIT		NOT ON ROSTER				
12/29	OAKLAND		NOT ON ROSTER				
2019 TOTALS		1/0	0	0	0.0	-	0

### 2020 GAME-BY-GAME STATS (SAN FRANCISCO)

DATE	OPPONENT	P/S	REC	YDS	AVG	LG	TD
09/13	ARIZONA		PRACTICE SQUAD				
09/20	at N.Y. Jets		PRACTICE SQUAD				
09/27	at N.Y. Giants		PRACTICE SQUAD				
10/04	PHILADELPHIA		PRACTICE SQUAD				
10/11	MIAMI		PRACTICE SQUAD				
10/18	L.A. RAMS		PRACTICE SQUAD				
10/25	at New England		PRACTICE SQUAD				
11/01	at Seattle	1/0	0	0	0.0	-	0
11/05	GREEN BAY	1/1	2	13	6.5	8	0
11/15	at New Orleans	1/0	0	0	0.0	-	0
11/29	at L.A. Rams	1/0	0	0	0.0	-	0
12/07	BUFFALO	1/0	0	0	0.0	-	0
12/13	WASHINGTON	1/0	0	0	0.0	-	0
12/20	at Dallas	1/0	2	11	5.5	8	0
12/26	at Arizona	1/0	0	0	0.0	-	0
01/03	SEATTLE	1/0	2	17	8.5	12	0
2020 TOTALS		9/1	6	41	6.8	12	0

2021 GAME-BY-GAME STATS (SAN FRANCISCO)

DATE	OPPONENT	P/S	REC	YDS	AVG	LG	TD
09/12	at Detroit		PRACTICE SQUAD				
09/19	at Philadelphia		PRACTICE SQUAD				
09/26	GREEN BAY		PRACTICE SQUAD				
10/03	SEATTLE		PRACTICE SQUAD				
10/10	at Arizona		PRACTICE SQUAD				
10/24	INDIANAPOLIS		PRACTICE SQUAD				
10/31	at Chicago		PRACTICE SQUAD				
11/07	ARIZONA		PRACTICE SQUAD				
11/15	L.A. RAMS		PRACTICE SQUAD				
11/21	at Jacksonville		PRACTICE SQUAD				
11/28	MINNESOTA		PRACTICE SQUAD				
12/05	at Seattle	1/0	0	0	0.0	-	0
12/12	at Cincinnati	1/0	0	0	0.0	-	0
12/19	ATLANTA	1/0	0	0	0.0	-	0
12/23	at Tennessee	1/0	0	0	0.0	-	0
01/02	HOUSTON	1/0	0	0	0.0	-	0
01/09	at L.A. Rams	1/0	0	0	0.0	-	0
2021 TOTALS		6/0	0	0	0.0	-	0

DATE	OPPONENT	P/S	REC	YDS	AVG	LG	TD
01/16	at Dallas*	1/0	0	0	0.0	-	0
01/22	at Green Bay**	1/0	0	0	0.0	-	0
01/30	at L.A. Rams***		NOT ON ROSTER				
PLAYOFF TOTALS		2/0	0	0	0.0	-	0

\* NFC Wild Card game  
\*\* NFC Divisional game  
\*\*\* NFC Championship

2022 GAME-BY-GAME STATS (MIAMI)

DATE	OPPONENT	P/S	REC	YDS	AVG	LG	TD
09/11	NEW ENGLAND	1/0	0	0	0.0	-	0
09/18	at Baltimore	1/0	1	2	2.0	2t	1
09/25	BUFFALO	1/0	1	11	11.0	11t	1
09/29	at Cincinnati	1/0	0	0	0.0	-	0
10/09	at N.Y. Jets	1/0	0	0	0.0	-	0
10/16	MINNESOTA	1/0	0	0	0.0	-	0
10/23	PITTSBURGH	1/0	0	0	0.0	-	0
10/30	at Detroit		INACTIVE				
11/06	at Chicago		INACTIVE				
11/13	CLEVELAND		INACTIVE				
11/27	HOUSTON	1/0	4	55	13.8	22	0
12/04	at San Francisco	1/0	2	29	14.5	18	0
12/11	at L.A. Chargers		INACTIVE				
12/17	at Buffalo		INACTIVE				
12/25	GREEN BAY		INACTIVE				
01/01	at New England	1/0	0	0	0.0	-	0
01/08	N.Y. JETS	1/0	1	5	5.0	5	0
2022 TOTALS		11/0	9	102	11.3	22	2

DATE	OPPONENT	P/S	REC	YDS	AVG	LG	TD
01/15	at Buffalo*	1/0	0	0	0.0	-	0

\* AFC Wild Card game

2023 GAME-BY-GAME STATS (MIAMI)

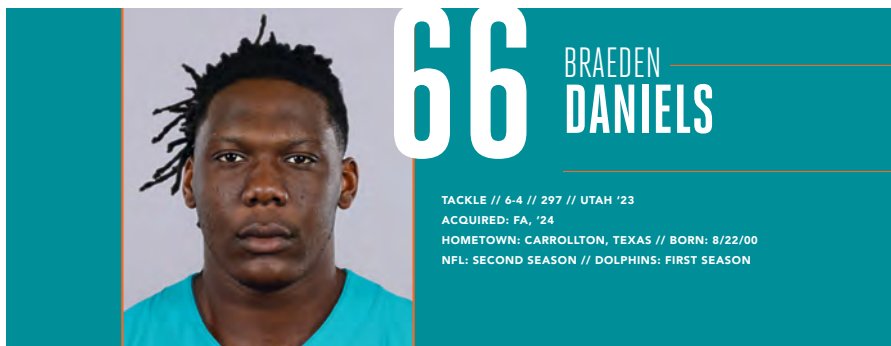
DATE	OPPONENT	P/S	REC	YDS	AVG	LG	TD
09/10	at L.A. Chargers	1/0	3	40	13.3	24	1
09/17	at New England	1/0	2	34	17.0	22	0
09/24	DENVER	1/1	1	13	13.0	13	0
10/01	at Buffalo		INJURED RESERVE				
10/08	N.Y. GIANTS		INJURED RESERVE				
10/15	CAROLINA		INJURED RESERVE				
10/22	at Philadelphia		INJURED RESERVE				
10/29	NEW ENGLAND		INJURED RESERVE				
11/05	at Kansas City		INJURED RESERVE				
11/19	LAS VEGAS	1/0	0	0	0.0	-	0
11/24	at N.Y. Jets	1/0	0	0	0.0	-	0
12/03	at Washington	1/0	2	16	8.0	13	0
12/11	TENNESSEE	1/0	0	0	0.0	-	0
12/17	N.Y. JETS	1/0	0	0	0.0	-	0
12/24	DALLAS		INACTIVE				
12/31	at Baltimore	1/0	0	0	0.0	-	0
01/07	BUFFALO	1/0	1	18	18.0	18	0
2023 TOTALS		10/1	9	121	13.4	24	1

DATE	OPPONENT	P/S	REC	YDS	AVG	LG	TD
01/13	at Kansas City*	1/0	2	33	16.5	19	0

\* AFC Wild Card game

2024 GAME-BY-GAME STATS (MIAMI)

DATE	OPPONENT	P/S	REC	YDS	AVG	LG	TD
09/08	JACKSONVILLE		INJURED RESERVE				
09/12	BUFFALO		INJURED RESERVE				
09/22	at Seattle		INJURED RESERVE				
09/30	TENNESSEE		INJURED RESERVE				
10/06	at New England		INJURED RESERVE				
10/20	at Indianapolis		INJURED RESERVE				
10/27	ARIZONA		INJURED RESERVE				
11/03	at Buffalo		INJURED RESERVE				
11/11	at L.A. Rams	1/0	0	0	0.0	-	0
11/17	LAS VEGAS	1/0	0	0	0.0	-	0
11/24	NEW ENGLAND	1/0	0	0	0.0	-	0
11/28	at Green Bay	1/0	0	0	0.0	-	0
12/08	N.Y. JETS		INACTIVE				
12/15	at Houston	1/0	1	6	6.0	6	0
12/22	SAN FRANCISCO	1/0	1	6	6.0	6	0
12/29	at Cleveland	1/0	1	16	16.0	16	0
01/05	at N.Y. Jets	1/0	4	38	9.5	15	0
2024 TOTALS		8/0	7	66	9.4	16	0



## NFL CAREER

### TRANSACTIONS:

- Signed to Miami's active roster on Jan. 1, 2025.
- Signed to Dallas' practice squad on Dec. 12, 2024.
- Waived by Philadelphia on Nov. 4, 2024.
- Signed to Philadelphia's practice squad on Oct. 30, 2024.
- Waived by the L.A. Chargers on Sept. 30, 2024.
- Signed to the L.A. Chargers' practice squad on Sept. 26, 2024.
- Waived by Houston on Sept. 17, 2024.
- Signed to Houston's practice squad on Aug. 29, 2024.
- Waived by Washington on Aug. 27, 2024.
- 4th-round pick (118th overall) by Washington in the 2023 NFL Draft.

### 2024 (WASHINGTON/MIAMI):

- Inactive for 1 game with Miami.
- Spent the offseason and training camp with Washington.

### 2023 (WASHINGTON):

- Missed the entire season after being placed on injured reserve on Aug. 28.

## BEFORE THE NFL

### COLLEGE (UTAH):

- 4-year letterman (2019-22)

**CAREER:** Played in 49 games with 43 starts – 18 at left guard, 14 at left tackle, 11 at right tackle.

**JUNIOR (2022):** Started all 14 games at left tackle.

- 1st-team Pac-12.
- Was part of the offensive line that only allowed 1.07 sacks per game.

**SOPHOMORE (2021):** Started all 14 games – 11 at right tackle and 3 at left guard.

- 2nd-team Pac-12.

**REDSHIRT FRESHMAN (2020):** Played in all 5 games with 1 start at left guard.

- Retained a year of eligibility due to the COVID-19 pandemic.

**REDSHIRT FRESHMAN (2019):** Started all 14 games at left guard.

- Redshirted in 2018 and played in 2 games.

### HIGH SCHOOL (HEBRON HS – CARROLLTON, TEXAS)

- Also competed in track and field.

## OFF THE FIELD

### PERSONAL:

- **MAJOR:** Business administration with a minor in entrepreneurship.

## BRAEDEN DANIELS' NFL REGULAR SEASON STATS

**GAMES/STARTS:** (Washington) 2023: 0/0, (Miami) 2024: 0/0

**NFL TOTALS:** 0/0



98

MATT  
DICKERSON

DEFENSIVE TACKLE // 6-5 // 298 // UCLA '18

ACQUIRED: FA, '24

HOMETOWN: SAN MATEO, CALIF. // BORN: 11/9/95

NFL: SIXTH SEASON // DOLPHINS: FIRST SEASON



2023



2023

## NFL CAREER

- Won Super Bowl LVIII with Kansas City.

## TRANSACTIONS:

- Signed to Miami's active roster on Dec. 14, 2024.
- Signed to Miami's practice squad on Oct. 23, 2024.
- Released by Kansas City on Aug. 31, 2024.
- Signed to Kansas City's practice squad on Aug. 28, 2024.
- Released by Kansas City on Aug. 27, 2024.
- Signed by Kansas City on May 20, 2024.
- Released by Kansas City on May 17, 2024.
- Signed to a reserve/future contract with Kansas City on Feb. 15, 2024.
- Signed to Kansas City's practice squad on Jan. 2, 2024.
- Waived by Kansas City on Dec. 30, 2023.
- Signed to Kansas City's active roster on Sept. 26, 2023.
- Signed to Kansas City's practice squad on Aug. 30, 2023.
- Released by Kansas City on Aug. 30, 2023.
- Awarded off waivers to Atlanta on Sept. 1, 2022.
- Waived by Kansas City on Aug. 30, 2022.
- Signed by Kansas City on Aug. 8, 2022.
- Waived by Arizona on July 29, 2022.
- Signed to a reserve/future contract with Arizona on Jan. 18, 2022.
- Waived by Arizona on Jan. 11, 2022.
- Signed to Arizona's practice squad on Dec. 26, 2021.
- Waived by Arizona on Nov. 11, 2021.
- Signed to Arizona's practice squad on Nov. 1, 2021.
- Waived by Las Vegas on Aug. 30, 2021.
- Signed by Las Vegas on March 21, 2021.
- Signed by Tennessee on Oct. 28, 2019.
- Waived by Tennessee on Oct. 25, 2019.
- Signed by Tennessee on Oct. 21, 2019.
- Waived by Tennessee on Oct. 18, 2019.
- Signed by Tennessee as an undrafted college free agent on May 11, 2018.

## CAREER HIGHLIGHTS:

- Played in 40 career games.
- 42 tackles (17 solo).
- Appeared in 5 postseason games with 1 start – 4 with Tennessee and 1 with Kansas City.

## 2024 (KANSAS CITY/MIAMI):

- Played in 4 games with Miami.
- Spent 7 games on Miami's practice squad.
- Spent the offseason and training camp with Kansas City.

**AT HOUSTON (12/15):** Played but did not record any stats.

- Made his Dolphins debut.

## 2023 (KANSAS CITY):

- Played in 10 games.
- Dressed but did not play in 1 game.
- Inactive for 3 games.
- Spent 3 games on Kansas City's practice squad.
- 15 tackles (7 solo).

**VS. DETROIT (9/7):** 3 tackles (1 solo).**AT LAS VEGAS (11/26):** 2 solo tackles.**AT L.A. CHARGERS (1/7):** 3 tackles (1 solo).**POSTSEASON:****AFC WILD CARD VS. MIAMI (1/13):** On practice squad.**AFC DIVISIONAL AT BUFFALO (1/21):** 1 solo tackle.**AFC CHAMPIONSHIP AT BALTIMORE (1/28):** On practice squad.**SUPER BOWL LVIII VS. SAN FRANCISCO (2/11):** On practice squad.

## 2022 (ATLANTA):

- Played in 6 games.
- Inactive for 11 games.
- 12 tackles (3 solo).

**VS. SAN FRANCISCO (10/16):** 3 tackles (2 solo).**VS. TAMPA BAY (1/8):** 4 assisted tackles.

## 2021 (ARIZONA):

- Spent 4 games on Arizona's practice squad.

## 2020 (TENNESSEE):

- Played in 10 games.
- Inactive for 6 games.
- 10 tackles (4 solo).

**AT BALTIMORE (11/22):** 2 tackles (1 solo).**AT JACKSONVILLE (12/13):** 3 solo tackles.**POSTSEASON:****AFC WILD CARD VS. BALTIMORE (1/10):** 1 solo

tackle and 1.0 sack.

- Sacked QB Lamar Jackson for a loss of 1 yard on 1st-and-10 with 4:18 remaining in the 2nd quarter.
- It was his 1st career sack.

## 2019 (TENNESSEE):

- Played in 5 games.
- Inactive for 9 games.
- 2 tackles (1 solo).

**VS. BUFFALO (10/6):** 1 assisted tackle.

**VS. NEW ORLEANS (12/22):** 1 solo tackle.

## POSTSEASON:

**AFC WILD CARD AT NEW ENGLAND (1/4):** Played but did not record any stats.

**AFC DIVISIONAL AT BALTIMORE (1/11):** Played but did not record any stats.

**AFC CHAMPIONSHIP AT KANSAS CITY (1/19):** Played but did not record any stats.

## 2018 (TENNESSEE):

- Played in 3 games.
- Dressed but did not play in 1 game.
- Inactive for 12 games.
- 3 tackles (2 solo).

**AT JACKSONVILLE (9/23):** Played but did not record any stats.

- Made his NFL debut.

**VS. BALTIMORE (10/14):** 1 assisted tackle.

**VS. INDIANAPOLIS (12/30):** 2 solo tackles.

## BEFORE THE NFL

## COLLEGE (UCLA):

**CAREER:** Played in 44 games with 16 starts; 94 tackles (50 solo), 1.5 sacks, and 4 passes defended.

**SENIOR (2017):** Started 7 games; 21 tackles (15 solo).

**JUNIOR (2016):** Played in 12 games with 8 starts; 34 tackles (13 solo) and 1.5 sacks.

- 1st-team All-MIAA.
- Served as team captain.

**SOPHOMORE (2015):** Played in 13 games with 1 start; 38 tackles (22 solo), 1.0 sacks and 4 passes defended.

**TRUE FRESHMAN (2014):** Played in 12 games; 1 tackle and 0.5 sack.

## HIGH SCHOOL (SERRA HS, SAN MATEO, CALIF.)

- Also lettered in basketball.
- As a junior, won all-league honors and tallied 53 tackles and 4.0 sacks.

## MATT DICKERSON'S NFL REGULAR SEASON STATS

YEAR	TEAM	GP	GS	TACKLES					INTERCEPTIONS					FUMBLES	
				TOT	SOLO	ASST	SK	YDS	INT	YDS	LG	TD	PD	FF	FR
2018	TENNESSEE	3	0	3	2	1	0.0	0.0	0	0	-	0	0	0	0
2019	TENNESSEE	5	0	2	1	1	0.0	0.0	0	0	-	0	0	0	0
2020	TENNESSEE	10	0	10	4	6	0.0	0.0	0	0	-	0	0	0	0
2021	ARIZONA			PRACTICE SQUAD											
2022	ATLANTA	6	0	12	3	9	0.0	0.0	0	0	-	0	0	0	0
2023	KANSAS CITY	12	0	15	7	8	0.0	0.0	0	0	-	0	0	0	0
2024	MIAMI	4	0	0	0	0	0.0	0.0	0	0	-	0	0	0	0
NFL TOTALS		40	0	42	17	25	0.0	0.0	0	0	-	0	0	0	0

## MATT DICKERSON'S NFL PLAYOFF STATS

YEAR	TEAM	GP	GS	TACKLES					INTERCEPTIONS					FUMBLES	
				TOT	SOLO	ASST	SK	YDS	INT	YDS	LG	TD	PD	FF	FR
2019	TENNESSEE	3	0	0	0	0	0.0	0.0	0	0	-	0	0	0	0
2020	TENNESSEE	1	1	1	1	0	1.0	1.0	0	0	-	0	0	0	0
2023	KANSAS CITY	1	0	1	1	0	0.0	0.0	0	0	-	0	0	0	0
PLAYOFF TOTALS		5	1	2	2	0	1.0	1.0	0	0	-	0	0	0	0

## SINGLE-GAME CAREER HIGHS

**Tackles:** 4 vs. Tampa Bay, 1/8/23  
**Sacks:** 1.0 vs. Baltimore, 1/10/21\*

\*includes postseason



## NFL CAREER

### TRANSACTIONS:

- Awarded off waivers to Miami on Nov. 12, 2024.
- Waived by Seattle on Nov. 11, 2024.
- Signed by Seattle on March 15, 2024.
- Signed to a reserve/future contract with Buffalo on Jan. 5, 2020.
- Signed to Buffalo's practice squad Nov. 6, 2019.
- Waived by Buffalo on Nov. 4, 2019.
- Signed as an undrafted college free agent by Buffalo on May 9, 2019.

### CAREER HONORS:

- AFC Defensive Player of the Week (at Cleveland, 12/29/24).

### CAREER HIGHLIGHTS:

- Played in 76 career games with 27 starts.
- 235 tackles (150 solo), 6.5 sacks, 3 interceptions, 10 passes defended, 2 forced fumbles and 2 fumble recoveries.
- 15 special team tackles (11 solo).
- Played in 5 postseason games with 1 start with Buffalo.

### 2024 (SEATTLE/MIAMI):

- Played in 8 games with 3 starts with Miami.
- 36 tackles (18 solo), 3 interceptions and 4 passes defended with Miami.
- Started 9 games with Seattle.
- 71 tackles (41 solo), 2.0 sacks, 2 passes defended and 1 forced fumble with Seattle.

**VS. NEW ENGLAND (11/24):** 5 tackles (2 solo), 1 interception and 1 pass defended.

- Intercepted QB Drake Maye at the Miami 46-yard line with 5:19 remaining in the 4th quarter.
- It was the 1st interception of his career.

**AT GREEN BAY (11/28):** 10 tackles (5 solo).

**AT CLEVELAND (12/29):** 15 tackles (8 solo), 1 interception and 1 pass defended.

- Intercepted QB Dorian Thompson-Robinson at the 50-yard line with 4:41 remaining in the 2nd quarter.
- Became the 1st Dolphins player since at least 1994 to record 15 tackles and an interception in a single game.

**AT N.Y. JETS (1/5):** 4 tackles (3 solo), 1 interception

and 2 passes defended.

- Intercepted QB Aaron Rodgers off a S Jevón Holland deflection and returned it 7 yards on the Jets' 1st offensive play of the 1st quarter.

### HONORS:

- AFC Defensive Player of the Week (at Cleveland, 12/29).

### 2023 (BUFFALO):

- Played in 17 games with 10 starts.
- 70 tackles (53 solo), 2.5 sacks, 2 passes defended, 1 forced fumble and 1 fumble recovery.
- 4 solo special teams tackles.

**VS. JACKSONVILLE (10/8):** 5 tackles (4 solo), 1 pass defended and 1 fumble recovery.

- Recovered a QB Trevor Lawrence fumble, which was forced by DT Ed Oliver at the Buffalo 32-yard line in the 4th quarter.

**AT CINCINNATI (11/5):** 9 tackles (7 solo); 1 solo special teams tackle.

**VS. N.Y. JETS (11/19):** 7 tackles (6 solo), 1.0 sack and 1 forced fumble.

- Sacked QB Zach Wilson on 2nd-and-8 in the 3rd quarter.
- Forced WR Garrett Wilson to fumble, which was recovered by CB Rasul Douglas and returned to the Buffalo 39-yard line with 14:20 remaining in the game.

### POSTSEASON:

**AFC DIVISIONAL VS. KANSAS CITY (1/21):** 8 tackles (1 solo).

### 2022 (BUFFALO):

- Played 16 games with 3 starts.
- Had 1 game cancelled.
- 28 tackles (19 solo), 1.0 sack and 1 fumble recovery.
- 4 special teams tackles (3 solo).

**VS. TENNESSEE (9/19):** 1 fumble recovery.

- Recovered a muffed punt at Tennessee's 20-yard line, which led to a Buffalo FG on the ensuing drive.

**VS. PITTSBURGH (10/9):** 11 tackles (4 solo) and 1.0 sack.

- Sacked QB Kenny Pickett for a loss of 3 yards on 2nd-and-3 in the 3rd quarter.

**VS. CLEVELAND (11/20):** 13 tackles (9 solo).

### POSTSEASON:

**AFC WILD CARD VS. MIAMI (1/15):** 1 fumble recovery.

**AFC DIVISIONAL VS. CINCINNATI (1/22):** Played but did not record any stats.

**2021 (BUFFALO):**

- Played in 16 games.
- Missed 1 game on the Reserve/COVID-19 list.
- 10 tackles (8 solo).
- 5 special teams tackles (2 solo).

**VS. MIAMI (10/31):** 2 special teams tackles (1 solo).

**VS. NEW ENGLAND (12/6):** 5 tackles (4 solo).

**POSTSEASON:**

**AFC WILD CARD VS. NEW ENGLAND (1/15):** 2 special teams tackles (1 solo).

**AFC DIVISIONAL AT KANSAS CITY (1/23):** Played but did not record any stats.

**2020 (BUFFALO):**

- Played in 10 games with 2 starts.
- Missed 6 games after being placed on injured reserve on Oct. 23 and activated on Dec. 11.
- 20 tackles (11 solo), 1.0 sack and 2 passes defended.
- 2 solo special teams tackles.

**VS. N.Y. JETS (9/13):** 4 tackles (3 solo) and 1.0 sack.

- Made his NFL debut.
- Sacked QB Sam Darnold for a loss of 5 yards to end the 3rd quarter.
- It was the 1st sack of his career.

**AT MIAMI (9/20):** 7 tackles (5 solo) and 2 passes defended; 1 solo special teams tackle.

- Made his 1st career start.

**AT TENNESSEE (10/13):** 7 tackles (5 solo).

**POSTSEASON:**

**AFC WILD CARD VS. INDIANAPOLIS (1/9):** Inactive.

**AFC DIVISIONAL VS. BALTIMORE (1/16):** Inactive.

**AFC CHAMPIONSHIP AT KANSAS CITY (1/24):** Inactive.

**2019 (BUFFALO):**

- Missed the first 8 games of the season on the Reserve/Suspended list.
- Spent the rest of the season on Buffalo's practice squad.

**BEFORE THE NFL**

**COLLEGE (TEXAS A&M):**

- 3-year letterman (2016-18).

**CAREER:** Played in 39 games with 26 starts; 202 tackles (107 solo), 6.0 sacks, 4 interceptions, 15 passes defended, 2 fumble recoveries.

**JUNIOR (2018):** Started all 13 games; 70 tackles (42 solo), 0.5 sack, 1 interception, 4 passes defended, 1 fumble recovery.

**SOPHOMORE (2017):** Started all 13 games; 105 tackles (50 solo), 5.5 sacks, 3 interceptions and 11 passes defended.

**TRUE FRESHMAN (2016):** Played in 13 games; 27 tackles (15 solo) and 1 fumble recovery.

**HIGH SCHOOL (CENTENNIAL HS – FRANKLIN, TENN.)**

- Also played basketball.
- Played on both sides of the ball.
- Recorded 111 tackles, 8.0 sacks, 2 interceptions and 2 defensive TDs.
- Totaled over 500 receiving yards and 16 TDs.

**OFF THE FIELD**

**PERSONAL:**

- **MAJOR:** Business management.

**TYREL DODSON'S NFL REGULAR SEASON STATS**

YEAR	TEAM	GP	GS	TACKLES					INTERCEPTIONS					FUMBLES	
				TOT	SOLO	ASST	SK	YDS	INT	YDS	LG	TD	PD	FF	FR
2019	BUFFALO			PRACTICE SQUAD											
2020	BUFFALO	10	2	20	11	9	1.0	5.0	0	0	-	0	2	0	0
2021	BUFFALO	16	0	10	8	2	0.0	0.0	0	0	-	0	0	0	0
2022	BUFFALO	16	3	28	19	9	1.0	3.0	0	0	-	0	0	0	1
2023	BUFFALO	17	10	70	53	17	2.5	11.0	0	0	-	0	2	1	1
2024	SEATTLE	9	9	71	41	30	2.0	9.0	0	0	-	0	2	1	0
	MIAMI	8	3	36	18	18	0.0	0.0	3	7	7	0	4	0	0
	NFL TOTALS	76	27	235	150	85	6.5	28.0	3	7	7	0	10	2	2

**TYREL DODSON'S NFL PLAYOFF STATS**

YEAR	TEAM	GP	GS	TACKLES					INTERCEPTIONS					FUMBLES	
				TOT	SOLO	ASST	SK	YDS	INT	YDS	LG	TD	PD	FF	FR
2021	BUFFALO	2	0	0	0	0	0.0	0.0	0	0	-	0	0	0	0
2022	BUFFALO	2	0	0	0	0	0.0	0.0	0	0	-	0	0	0	1
2023	BUFFALO	1	1	8	7	1	0.0	0.0	0	0	-	0	0	0	0
PLAYOFF TOTALS		5	1	8	7	1	0.0	0.0	0	0	-	0	0	0	1

**ADDITIONAL STATS**

**Special Teams Tackles:** (Buffalo) 2 in 2020, 5 in 2021, 4 in 2022, 4 in 2023 for a total of 15 (P-2).

**SINGLE-GAME CAREER HIGHS**

<b>Tackles:</b>	15	at Cleveland, 12/29/24
<b>Sacks:</b>	1.0	6 times, last: vs. N.Y. Giants, 10/6/24
<b>Passes Defended:</b>	2	Twice, last: at N.Y. Jets, 1/5/25
<b>Interceptions:</b>	1	3 times, last: at N.Y. Jets, 1/5/25
<b>Forced Fumbles:</b>	1	Twice, last: at New England, 9/15/24
<b>Fumble Recoveries:</b>	1	vs. Jacksonville, 10/8/23



88

GRANT  
DuBOSE

WIDE RECEIVER // 6-2 // 201 // CHARLOTTE '23

ACQUIRED: WAI., '24 (GB)

HOMETOWN: MONTGOMERY, ALA. // BORN: 6/20/01

NFL: FIRST SEASON // DOLPHINS: FIRST SEASON

NFL CAREER

TRANSACTIONS:

- Awarded off waivers to Miami on Aug. 28, 2024.
- Waived by Green Bay on Aug. 27, 2024.
- Signed to a reserve/future contract with Green Bay on Jan. 22, 2024.
- Signed to Green Bay's practice squad on Aug. 30, 2023.
- Waived by Green Bay on Aug. 29, 2023.
- 7th-round selection (256th overall) by Green Bay in the 2023 NFL Draft.

CAREER HIGHLIGHTS:

- Played in 3 career games.
- 2 receptions for 11 yards (5.5 avg.).

2024 (MIAMI):

- Played in 3 games.
- Missed 11 games after being placed on injured reserve on Sept. 21 and activated on Dec. 14.
- Missed the rest of the season after being placed on injured reserve on Dec. 17.
- 2 receptions for 11 yards (5.5 avg.).

**VS. JACKSONVILLE (9/8):** Played but did not record any stats.

• Made his NFL debut.

**VS. BUFFALO (9/12):** 1 reception for 13 yards.

- It was the 1st reception of his career.

2023 (GREEN BAY):

- Inactive for 1 game.
- Spent the entire season on Green Bay's practice squad.

BEFORE THE NFL

COLLEGE (CHARLOTTE):

- Transferred to Charlotte from Miles College after his sophomore year in 2020.

**CAREER AT CHARLOTTE:** Played in 24 games with 20 starts; 126 receptions for 1,684 yards (13.3 avg.) and 15 TDs.

**SENIOR (2022 AT CHARLOTTE):** Played in 12 games with 11 starts; 64 receptions for 792 yards (12.4 avg.) and 9 TDs.

**JUNIOR (2021 AT CHARLOTTE):** Played in 12 games with 9 starts; 62 receptions for 892 yards (14.1 avg.) and 6 TDs.

- Honorable Mention All-Conference USA.

**SOPHOMORE (2020 AT MILES COLLEGE):** Season was cancelled due to the COVID-19 pandemic.

**TRUE FRESHMAN (2019 AT MILES COLLEGE):** Played in 10 games; 8 receptions for 104 yards (10.4 avg.) and 1 TD.

HIGH SCHOOL (PARK CROSSING HS – MONTGOMERY, ALA.)

- Finished his career with 52 receptions for 1,300 yards (25.0 avg.) and 10 TDs.
- Also played baseball.

OFF THE FIELD

PERSONAL:

- **MAJOR:** Health systems management.

GRANT DuBOSE'S NFL REGULAR SEASON STATS												
YEAR	TEAM	GP	GS	RECEIVING					RUSHING			
				REC	YDS	AVG	LG	TD	ATT	YDS	AVG	LG
2023	GREEN BAY											
2024	MIAMI	3	0	2	11	5.5	13	0	0	0	0.0	- 0
	NFL TOTALS	3	0	2	11	5.5	13	0	0	0	0.0	- 0

2023 GAME-BY-GAME STATS (GREEN BAY)

DATE	OPPONENT	P/S	REC	YDS	AVG	LG	TD
09/10	at Chicago		PRACTICE SQUAD				
09/17	at Atlanta		PRACTICE SQUAD				
09/24	NEW ORLEANS		PRACTICE SQUAD				
09/28	DETROIT		PRACTICE SQUAD				
10/09	at Las Vegas		PRACTICE SQUAD				
10/22	at Denver		PRACTICE SQUAD				
10/29	MINNESOTA		PRACTICE SQUAD				
11/05	L.A. RAMS		PRACTICE SQUAD				
11/12	at Pittsburgh		PRACTICE SQUAD				
11/19	L.A. CHARGERS		PRACTICE SQUAD				
11/23	at Detroit		PRACTICE SQUAD				
12/03	KANSAS CITY		PRACTICE SQUAD				
12/11	at N.Y. Giants		PRACTICE SQUAD				
12/17	TAMPA BAY		PRACTICE SQUAD				
12/24	at Carolina		PRACTICE SQUAD				
12/31	at Minnesota		PRACTICE SQUAD				
01/07	CHICAGO		INACTIVE				
2023 TOTALS							

2024 GAME-BY-GAME STATS (MIAMI)

DATE	OPPONENT	P/S	REC	YDS	AVG	LG	TD
09/08	JACKSONVILLE	1/0	0	0	0.0	-	0
09/12	BUFFALO	1/0	1	13	13.0	13	0
09/22	at Seattle		INJURED RESERVE				
09/30	TENNESSEE		INJURED RESERVE				
10/06	at New England		INJURED RESERVE				
10/20	at Indianapolis		INJURED RESERVE				
10/27	ARIZONA		INJURED RESERVE				
11/03	at Buffalo		INJURED RESERVE				
11/11	at L.A. Rams		INJURED RESERVE				
11/17	LAS VEGAS		INJURED RESERVE				
11/24	NEW ENGLAND		INJURED RESERVE				
11/28	at Green Bay		INJURED RESERVE				
12/08	N.Y. JETS		INJURED RESERVE				
12/15	at Houston	1/0	1	-2	-2.0	-2	0
12/22	SAN FRANCISCO		INJURED RESERVE				
12/29	at Cleveland		INJURED RESERVE				
TBD	at N.Y. Jets		INJURED RESERVE				
2024 TOTALS		3/0	2	11	5.5	13	0



36

STORM  
DUCK

CORNERBACK // 6-0 // 195 // LOUISVILLE '24

ACQUIRED: FA, '24

HOMETOWN: BOILING SPRINGS, N.C. // BORN: 12/15/00

NFL: ROOKIE SEASON // DOLPHINS: ROOKIE SEASON

NFL CAREER

TRANSACTIONS:

- Signed by Miami as an undrafted college free agent on May 10, 2024.

CAREER HIGHLIGHTS:

- Played in 14 career games with 3 starts.
- 32 tackles (21 solo) and 4 passes defended.
- 3 solo special teams tackles.

2024 (MIAMI):

- Played in 14 career games with 3 starts.
  - Inactive for 3 games.
  - 32 tackles (21 solo) and 4 passes defended.
  - 3 solo special teams tackles.
- VS. JACKSONVILLE (9/8): 1 solo tackle; 1 solo special teams tackle.
- Made his NFL debut.
- AT SEATTLE (9/22): 4 tackles (1 solo); 1 solo special teams tackle.
- VS. TENNESSEE (9/30): 3 solo tackles and 1 pass defended.
- Made his 1st career start.
- AT CLEVELAND (12/29): 6 tackles (4 solo) and 1 pass defended.

BEFORE THE NFL

COLLEGE (LOUISVILLE):

- Transferred to Louisville from North Carolina following his senior season in 2022.

CAREER (AT LOUISVILLE): Played in 12 games with 4 starts; 32 tackles (23 solo), 1.0 sack and 1 pass defended.

STORM DUCK'S NFL REGULAR SEASON STATS																
YEAR	TEAM	GP	GS	TACKLES					INTERCEPTIONS					FUMBLES		
				TOT	SOLO	ASST	SK	YDS	INT	YDS	LG	TD	PD	FF	FR	
2024	MIAMI	14	3	32	21	11	0.0	0.0	0	0	-	0	4	0	0	
NFL TOTALS		14	3	32	21	11	0.0	0.0	0	0	-	0	4	0	0	

ADDITIONAL STATS

Special Teams Tackles: (Miami) 3 in 2024.

- GRAD (2023 AT LOUISVILLE): Played in 12 games with 4 starts; 32 tackles (23 solo), 1.0 sack and 1 pass defended.
- SENIOR (2022 AT NORTH CAROLINA): Started 12 games; 46 tackles (36 solo), 3 interceptions, 12 passes defended and 1 forced fumble.
- 2nd-team All-ACC.
- JUNIOR (2021 AT NORTH CAROLINA): Played in 6 games with 4 starts; 16 tackles (14 solo) and 1 pass defended.
- SOPHOMORE (2020 AT NORTH CAROLINA): Started in 2 games; 4 solo tackles and 2 passes defended.
- FRESHMAN (2019 AT NORTH CAROLINA): Played in all 13 games with 9 starts; 37 tackles (28 solo), 2 interceptions and 7 passes defended; 1 interception return for a TD.

HIGH SCHOOL (BOILING SPRINGS HS – BOILING SPRINGS, S.C.)

- SENIOR (2018): 31 tackles, 2 interceptions, 5 passes defended.
- JUNIOR (2017): 35 tackles and 1 fumble recovery.

OFF THE FIELD

PERSONAL:

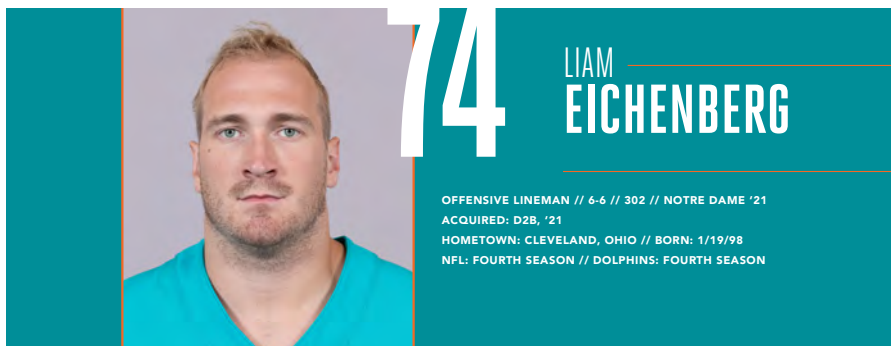
- GRADUATE DEGREE: Sports administration.
- MAJOR: Exercise and sports science.
- The name “Storm” was inspired by the character Storm Logan from the soap opera, The Bold and The Beautiful.

SINGLE-GAME CAREER HIGHS

Tackles: 6

Passes Defended: 1

at Cleveland, 12/29/24  
4 times, last: at N.Y. Jets,  
1/5/24



## NFL CAREER

### TRANSACTIONS:

- 2nd-round pick (42nd overall) by Miami in the 2021 NFL Draft.

### CAREER HIGHLIGHTS:

- Played in 60 career games with 52 starts – 14 at left tackle, 11 at left guard, 8 at center, 17 at right guard and 2 at right tackle.
- Started 1 postseason game at center.

### 2024 (MIAMI):

- Played in all 17 games with 14 starts at right guard.

#### AT BUFFALO (11/3):

- Started at right guard.
- Helped the Dolphins total 149 rushing yards, marking the 4th consecutive game of 140+ rushing yards.

#### VS. LAS VEGAS (11/17):

- Started at right guard.
- Helped the offense total 353 yards and 34 points, scoring on six of seven possessions in the win.

#### VS. N.Y. JETS (12/8):

- Started at right guard.
- Helped the offense total 375 yards and 32 points while not surrendering a sack or quarterback hit.

#### VS. SAN FRANCISCO (12/22):

- Played 33 snaps at right guard.
- Helped the Dolphins total 381 yards of offense including 166 rushing yards, while not allowing QB Tua Tagovailoa to get sacked.

### 2023 (MIAMI):

- Played in 16 games with 12 starts – 1 at left guard, 8 at center and 3 at right guard.
- Dressed but did not play in 1 game.
- 1 miscellaneous tackle.

#### VS. DENVER (9/24):

- Played center in the 2nd half.
- Helped the offense break team records for points (70), total yards (726) and rushing yards (350), while not surrendering a sack.

#### VS. LAS VEGAS (11/19):

- Started at right guard.
- Became just the 2nd active NFL player to start a game at all 5 offensive line positions in his career, joining OL Daniel Brunskill.

#### AT WASHINGTON (12/3):

- Started at left guard.
- Helped the Dolphins total 406 yards and 45 points while not surrendering a sack.

### POSTSEASON:

- AFC WILD CARD AT KANSAS CITY (1/13): Started at center.

### 2022 (MIAMI):

- Started 10 games at left guard.
- Missed 7 games after being placed on injured reserve on Nov. 1 and being activated on Dec. 27.

#### AT BALTIMORE (9/18):

- Started at left guard.
- Helped the Dolphins overcome a 21-point fourth-quarter deficit and post 547 total yards in the win.

#### AT DETROIT (10/30):

- Started at left guard.
- Helped the Dolphins total 476 yards of offense in the come-from-behind victory.

### POSTSEASON:

- AFC WILD CARD AT BUFFALO (1/15): Inactive.

### 2021 (MIAMI):

- Played in all 17 games with 16 starts – 14 at left tackle and 2 at right tackle.
- 4 miscellaneous fumble recoveries.

#### AT NEW ENGLAND (9/12):

- Started at left tackle.
- Made his NFL debut.

#### AT JACKSONVILLE IN LONDON (10/17):

- Started at left tackle.
- Protected QB Tua Tagovailoa as the team did not allow a sack.

#### AT N.Y. JETS (11/21):

- Started at left tackle.
- Protected QB Tua Tagovailoa as the team did not allow a sack.

## BEFORE THE NFL

### COLLEGE (NOTRE DAME):

- 4-year letterman (2017-20) and 3-year starter.

### CAREER:

- Played in 43 games with 38 starts.
- Started 38 consecutive games at left tackle to finish his career.

### SENIOR (2020):

- Started all 12 games at left tackle.
- 1st-team All-American.
- 1st-team All-ACC.
- Won the Jacobs Blocking Trophy (ACC's most outstanding blocker).
- Did not allow a sack all season.

### JUNIOR (2019):

- Started all 13 games at left tackle.
- Did not allow a sack all season.

### SOPHOMORE (2018):

- Started all 13 games at left tackle.

### REDSHIRT FRESHMAN (2017):

- Played in 5 games.
- Redshirted in 2016.

### HIGH SCHOOL (SAINT IGNATIUS HS – CLEVELAND, OHIO)

#### SENIOR (2015):

- 1st-team All-American.

- 1st-team all-state.
- 1st-team all-division.
- 1st-team all-district.

## OFF THE FIELD

### COMMUNITY:

#### 2021:

- Along with fellow Dolphins rookies, teamed up with Neighbors4Neighbors to provide South Florida families with holiday gifts.

- Volunteered at the Miami Dolphins Food Relief Program Thanksgiving meal distribution with Feeding South Florida to provide 1,000 meal boxes to South Florida families.

### PERSONAL:

- **PRONUNCIATION:** Last name is pronounced IKE-en-burg.
- His brother, Tommy Eichenberg, is a linebacker for the Las Vegas Raiders.
- **MAJOR:** American studies.

## LIAM EICHENBERG'S NFL REGULAR SEASON STATS

**GAMES/STARTS:** 2021: 17/16, 2022: 10/10, 2023: 16/12, 2024: 17/14

**NFL TOTALS:** 60/52

## LIAM EICHENBERG'S NFL PLAYOFF STATS

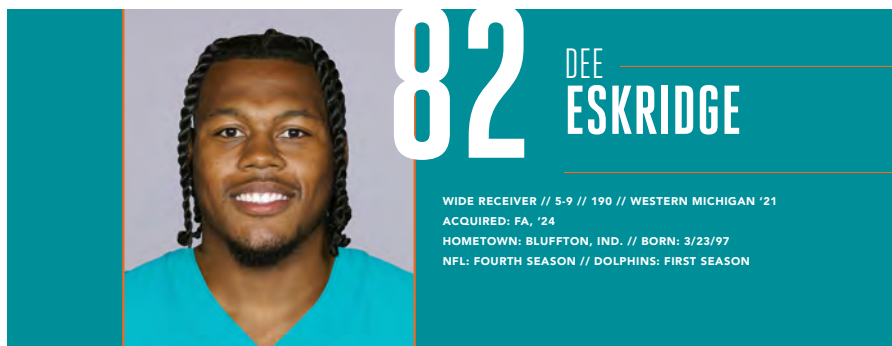
**GAMES/STARTS:** 2023: 1/1

**PLAYOFF TOTALS:** 1/1

### ADDITIONAL STATS

**Miscellaneous Fumble Recoveries:** 4 in 2021.

**Miscellaneous Tackles:** 1 in 2023.



# 82

## DEE ESKRIDGE

WIDE RECEIVER // 5-9 // 190 // WESTERN MICHIGAN '21

ACQUIRED: FA, '24

HOMETOWN: BLUFFTON, IND. // BORN: 3/23/97

NFL: FOURTH SEASON // DOLPHINS: FIRST SEASON

### NFL CAREER

#### TRANSACTIONS:

- Signed to Miami's active roster on Oct. 25, 2024.
- Signed to Miami's practice squad on Aug. 29, 2024.
- Waived by Seattle on Aug. 27, 2024.
- 2nd-round pick (56th overall) by Seattle in the 2021 NFL Draft.

#### CAREER HIGHLIGHTS:

- Played in 30 career games.
- 20 receptions for 166 yards (8.3 avg.) and 1 TD.
- 8 carries for 74 yards (9.3 avg.).
- 22 kickoff returns for 574 yards (26.1 avg.).

#### 2024 (MIAMI):

- Played in 6 games.
- Inactive for 7 games.
- Spent 4 games on Miami's practice squad.
- 3 receptions for 44 yards (14.7 avg.).
- 5 kickoff returns for 146 yards (29.2 avg.).

**AT SEATTLE (9/22):** 1 reception for 30 yards; 1 kickoff return for 28 yards.

- Made his Dolphins debut.

**VS. ARIZONA (10/27):** 1 reception for 6 yards; 1 kickoff return for 35 yards.

**AT BUFFALO (11/3):** 2 kickoff returns for 55 yards (27.5 avg.).

#### 2023 (SEATTLE):

- Played in 4 games.
- Inactive for 5 games.
- Missed the first 6 games of the season on the Reserve/Suspended list.
- Missed the rest of season after being placed on injured reserve on Dec. 30.
- 2 carries for 5 yards (2.5 avg.).
- 8 kickoff returns for 224 (28.0 avg.).

**VS. CLEVELAND (10/29):** 1 carry for -5 yards; 1 kickoff return for 24 yards.

**AT BALTIMORE (11/5):** 3 kickoff returns for 60 yards (20.0 avg.).

**VS. SAN FRANCISCO (11/23):** 1 reception for 3 yards; 1 carry for 10 yards; 4 kickoff returns for 140 yards (35.0 avg.).

- Recorded a 66-yard kickoff return, which was the 3rd-longest in the NFL that season.

#### 2022 (SEATTLE):

- Played in 10 games.
- Missed the rest of the season after being placed on injured reserve on Nov. 26.
- 7 receptions for 58 yards (8.3 avg.).
- 2 carries for 10 yards (5.0 avg.).
- 7 kickoff returns for 150 yards (21.4 avg.).

**VS. ARIZONA (10/16):** 3 receptions for 39 yards (13.0 avg.).

**AT L.A. CHARGERS (10/23):** 2 kickoff returns for 45 yards (22.5 avg.).

**AT ARIZONA (11/6):** 2 kickoff returns for 41 yards (20.5 avg.).

#### 2021 (SEATTLE):

- Played in 10 games.
- Inactive for 3 games.
- Missed 4 games after being placed on injured reserve on Oct. 6 and activated on Nov. 11.
- 10 receptions for 64 yards (6.4 avg.) and 1 TD.

**AT INDIANAPOLIS (9/12):** 1 reception for 6 yards.

- Made his NFL debut.

**AT WASHINGTON (11/29):** 2 kickoff returns for 54 yards (27.0 avg.).

**VS. SAN FRANCISCO (12/5):** 3 receptions for 35 yards and 1 TD.

- Caught a 7-yard TD pass from QB Russell Wilson with 2:28 remaining in the 2nd quarter.

### BEFORE THE NFL

#### COLLEGE (WESTERN MICHIGAN):

- 5-year letterman (2016-20) and 4-year starter.
- Played wide receiver and cornerback.

**CAREER:** Played in 45 games with 29 starts; 122 receptions for 2,260 yards (18.5 avg.) and 15 TDs; 11 carries for 100 yards (9.9 avg.); 17 kickoff returns for 467 yards (27.5 avg.) and 1 TD; 21 tackles (15 solo), 4 passes defended and 1 forced fumble.

**REDSHIRT SENIOR (2020):** Started all 6 games; 34 receptions for 784 yards (23.1 avg.) and 8 TDs; 1 carry for 27 yards; 17 kickoff returns for 467 yards (27.5 avg.) and 1 TD; 1 solo tackle.

- MAC Special Teams Player of the Year.
- 1st-team All-MAC at both wide receiver and kick returner.

**SENIOR (2019):** Started 4 games before suffering a season-ending injury; 3 receptions for 73 yards

(24.3 avg.); 14 tackles (10 solo) and 4 passes defended.

**JUNIOR (2018):** Played in 11 games with 7 starts; 38 receptions for 776 yards (20.4 avg.) and 3 TDs; 2 tackles (1 solo) and 1 forced fumble.

**SOPHOMORE (2017):** Started all 12 games; 30 receptions for 506 yards (16.9 avg.) and 3 TDs; 4 carries for 13 yards (3.3 avg.); 1 solo tackle.

**TRUE FRESHMAN (2016):** Played in 12 games; 17 receptions for 121 yards (7.1 avg.) and 1 TD; 6 carries for 60 yards (10.0 avg.); 3 tackles (2 solo).

**HIGH SCHOOL (BLUFFTON HS – BLUFFTON, IND.)**

- Played running back.
  - Also participated in track and field.
- SENIOR (2015):** 1,020 rushing yards and 16 TDs.
- All-state honorable mention.

**OFF THE FIELD**

**PERSONAL:**

- **MAJOR:** Sports management.

**DEE ESKRIDGE'S NFL REGULAR SEASON STATS**

YEAR	TEAM	RECEIVING							RUSHING					
		GP	GS	REC	YDS	AVG	LG	TD	ATT	YDS	AVG	LG	TD	
2021	SEATTLE	10	0	10	64	6.4	17	1	4	59	14.8	30	0	
2022	SEATTLE	10	0	7	58	8.3	16	0	2	10	5.0	6	0	
2023	SEATTLE	4	0	0	0	0.0	-	0	2	5	2.5	10	0	
2024	MIAMI	6	0	3	44	14.7	30	0	0	0	0.0	-	0	
NFL TOTALS		30	0	20	166	8.3	30	1	8	74	9.3	30	0	

**DEE ESKRIDGE'S NFL REGULAR SEASON RETURNING STATS**

YEAR	TEAM	KICKOFF RETURN					PUNT RETURN					LG	TD
		KR	YDS	AVG	LG	TD	PR	FC	YDS	AVG			
2021	SEATTLE	2	54	27.0	27	0	0	0	0	0.0	-	0	0
2022	SEATTLE	7	150	21.4	29	0	0	0	0	0.0	-	0	0
2023	SEATTLE	8	224	28.0	66	0	0	0	0	0.0	-	0	0
2024	MIAMI	5	146	29.2	35	0	0	0	0	0.0	-	0	0
NFL TOTALS		22	574	26.1	66	0	0	0	0	0.0	-	0	0

**ADDITIONAL STATS**

Miscellaneous Tackles: (Seattle) 1 in 2022.

**SINGLE-GAME CAREER HIGHS**

**Receptions:** 3 Twice, last: vs. Arizona, 10/16/22

**Receiving Yards:** 36 vs. Arizona, 10/16/22

**Longest Reception:** 30 vs. Seattle, 9/22/24

**Receiving TDs:** 1 vs. San Francisco, 12/5/21

**Kickoff Returns:** 4 vs. San Francisco, 11/23/23

**Kickoff Return Yards:** 140 vs. San Francisco, 11/23/23

**Longest Kickoff Return:** 66 vs. San Francisco, 11/23/23

**2021 GAME-BY-GAME STATS (SEATTLE)**

DATE	OPPONENT	P/S	REC	YDS	AVG	LG	TD
09/12	at Indianapolis	1/0	1	6	6.0	6	0
09/19	TENNESSEE		INACTIVE				
09/26	at Minnesota		INACTIVE				
10/03	at San Francisco		INACTIVE				
10/07	L.A. RAMS		INJURED RESERVE				
10/17	at Pittsburgh		INJURED RESERVE				
10/25	NEW ORLEANS		INJURED RESERVE				
10/31	JACKSONVILLE		INJURED RESERVE				
11/14	at Green Bay	1/0	1	-4	-4.0	-4	0
11/21	ARIZONA	1/0	0	0	0.0	-	0
11/29	at Washington	1/0	2	10	5.0	9	0
12/05	SAN FRANCISCO	1/0	3	35	11.7	17	1
12/12	at Houston	1/0	0	0	0.0	-	0
12/21	at L.A. Rams	1/0	0	0	0.0	-	0
12/26	CHICAGO	1/0	2	10	5.0	13	0
01/02	DETROIT	1/0	1	7	7.0	7	0
01/09	at Arizona	1/0	0	0	0.0	-	0
2021 TOTALS		10/0	10	64	6.4	17	1

**2022 GAME-BY-GAME STATS (SEATTLE)**


DATE	OPPONENT	P/S	REC	YDS	AVG	LG	TD
09/12	DENVER	1/0	1	0	0.0	0	0
09/18	at San Francisco	1/0	1	6	6.0	6	0
09/25	ATLANTA	1/0	0	0	0.0	-	0
10/02	at Detroit	1/0	1	10	10.0	10	0
10/09	at New Orleans	1/0	0	0	0.0	-	0
10/16	ARIZONA	1/0	3	39	13.0	16	0
10/23	at L.A. Chargers	1/0	0	0	0.0	-	0
10/30	N.Y. GIANTS	1/0	1	3	3.0	3	0
11/06	at Arizona	1/0	0	0	0.0	-	0
11/13	at Tampa Bay	1/0	0	0	0.0	-	0
11/27	LAS VEGAS		INJURED RESERVE				
12/04	at L.A. Rams		INJURED RESERVE				
12/11	CAROLINA		INJURED RESERVE				
12/15	SAN FRANCISCO		INJURED RESERVE				
12/24	at Kansas City		INJURED RESERVE				
01/01	N.Y. JETS		INJURED RESERVE				
01/08	L.A. RAMS		INJURED RESERVE				
2022 TOTALS		10/0	7	58	8.3	16	0

**2023 GAME-BY-GAME STATS (SEATTLE)**

DATE	OPPONENT	P/S	REC	YDS	AVG	LG	TD
09/10	L.A. RAMS		RESERVE/SUSPENDED				
09/17	at Detroit		RESERVE/SUSPENDED				
09/24	CAROLINA		RESERVE/SUSPENDED				
10/02	at N.Y. Giants		RESERVE/SUSPENDED				
10/15	at Cincinnati		RESERVE/SUSPENDED				
10/22	ARIZONA		RESERVE/SUSPENDED				
10/29	CLEVELAND	1/0	0	0	0.0	-	0
11/05	at Baltimore	1/0	0	0	0.0	-	0
11/12	WASHINGTON		INACTIVE				
11/19	at L.A. Rams	1/0	0	0	0.0	-	0
11/23	SAN FRANCISCO	1/0	0	0	0.0	-	0
11/30	at Dallas		INACTIVE				
12/10	at San Francisco		INACTIVE				
12/18	PHILADELPHIA		INACTIVE				
12/24	at Tennessee		INACTIVE				
12/31	PITTSBURGH		INJURED RESERVE				
01/07	at Arizona		INJURED RESERVE				
2023 TOTALS		4/0	0	0	0.0	-	0

2024 GAME-BY-GAME STATS (MIAMI)

DATE	OPPONENT	P/S	REC	YDS	AVG	LG	TD
09/08	JACKSONVILLE		PRACTICE SQUAD				
09/12	BUFFALO		PRACTICE SQUAD				
09/22	at Seattle	1/0	1	30	30.0	30	0
09/30	TENNESSEE	1/0	0	0	0.0	-	0
10/06	at New England		PRACTICE SQUAD				
10/20	at Indianapolis		PRACTICE SQUAD				
10/27	ARIZONA	1/0	1	6	6.0	6	0
11/03	at Buffalo	1/0	0	0	0.0	-	0
11/11	at L.A. Rams		INACTIVE				
11/17	LAS VEGAS		INACTIVE				
11/24	NEW ENGLAND		INACTIVE				
11/28	at Green Bay		INACTIVE				
12/08	N.Y. JETS	1/0	0	0	0.0	-	0
12/15	at Houston		INACTIVE				
12/22	SAN FRANCISCO		INACTIVE				
12/29	at Cleveland	1/0	1	8	8.0	8	0
01/05	at N.Y. Jets		INACTIVE				
2024 TOTALS		6/0	3	44	14.7	30	0



84

ERIK  
EZUKANMA

WIDE RECEIVER // 6-2 // 206 // TEXAS TECH '22

ACQUIRED: D4, '22

HOMETOWN: FORT WORTH, TEXAS // BORN: 1/25/00

NFL: THIRD SEASON // DOLPHINS: THIRD SEASON

NFL CAREER

TRANSACTIONS:

- Signed to Miami's active roster on Dec. 28, 2024.
- Signed to Miami's practice squad on Aug. 28, 2024.
- Waived by Miami on Aug. 27, 2024.
- 4th-round pick (125th overall) by Miami in the 2022 NFL Draft.

CAREER HIGHLIGHTS:

- Played in 5 career games.
- 1 reception for 3 yards.
- 5 carries for 22 yards (4.4 avg.).

2024 (MIAMI):

- Played in 2 games.
- Inactive for 2 games.
- Spent 13 games on Miami's practice squad.

2023 (MIAMI):

- Played in 2 games.
- Inactive for 1 game.
- Missed the rest of season after being placed on Reserve/Non-Football Injury list on Sept. 29.
- 5 carries for 22 yards (4.4 avg.).

2022 (MIAMI):

- Played in 1 game.
  - Inactive for 16 games.
  - 1 reception for 3 yards.
- VS. N.Y. JETS (1/8):** 1 reception for 3 yards.
- Made his NFL debut.

POSTSEASON:

**AFC WILD CARD AT BUFFALO (1/15):** Dressed but did not play.

BEFORE THE NFL

COLLEGE (TEXAS TECH):

- 3-year starter (2019-21).
- CAREER:** Played in 35 games with 27 starts; 138 receptions for 2,165 yards (15.7 avg.) and 15 TDs; 10 carries for 138 yards (13.8 avg.) and 2 TDs.
- Became 1st Texas Tech player to lead team in receiving in 3 consecutive seasons since Wayne Walker from 1985-87.
- JUNIOR (2021):** Started 11 games; 48 receptions for 705 yards (14.7 avg.) and 4 TDs; 10 carries for 138 yards (13.8 avg.) and 2 TDs.
- 2nd-team All-Big-12.
- SOPHOMORE (2020):** Started all 10 games; 46 receptions for 748 yards (16.3 avg.) and 6 TDs.
- 1st-team All-Big-12.
- REDSHIRT FRESHMAN (2019):** Played in 12 games with 6 starts; 42 receptions for 664 yards (15.8 avg.) and 4 TDs.
- TRUE FRESHMAN (2018):** Played in 2 games; 2 receptions for 48 yards (24.0 avg.) and 1 TD.
- Was awarded redshirt season.

HIGH SCHOOL (TIMBER CREEK HS – FORT WORTH, TEXAS)

- 2,471 receiving yards and 32 TDs; 383 rushing yards and 4 TDs.
- SENIOR (2017):** 750 receiving yards and 10 TDs.
- All-American.
- JUNIOR (2016):** 1,447 receiving yards and 20 TDs; 383 rushing yards and 4 TDs.
- 1st-team All-American.

OFF THE FIELD

PERSONAL:

- **PRONUNCIATION:** Last name is pronounced ez-oo-KAH-muh.
- **MAJOR:** Human sciences with a minor in sports management.

ERIK EZUKANMA'S NFL REGULAR SEASON STATS														
YEAR	TEAM	GP	GS	RECEIVING					TD	RUSHING				
				REC	YDS	AVG	LG			ATT	YDS	AVG	LG	TD
2022	MIAMI	1	0	1	3	3.0	3	0	0	0	0.0	-	0	
2023	MIAMI	2	0	0	0	0.0	-	0	5	22	4.4	12	0	
2024	MIAMI	2	0	0	0	0.0	-	0	0	0	0.0	-	0	
NFL TOTALS		5	0	1	3	3.0	3	0	5	22	4.4	12	0	

2022 GAME-BY-GAME STATS (MIAMI)

DATE	OPPONENT	P/S	REC	YDS	AVG	LG	TD
09/11	NEW ENGLAND			INACTIVE			
09/18	at Baltimore			INACTIVE			
09/25	BUFFALO			INACTIVE			
09/29	at Cincinnati			INACTIVE			
10/09	at N.Y. Jets			INACTIVE			
10/16	MINNESOTA			INACTIVE			
10/23	PITTSBURGH			INACTIVE			
10/30	at Detroit			INACTIVE			
11/06	at Chicago			INACTIVE			
11/13	CLEVELAND			INACTIVE			
11/27	HOUSTON			INACTIVE			
12/04	at San Francisco			INACTIVE			
12/11	at L.A. Chargers			INACTIVE			
12/17	at Buffalo			INACTIVE			
12/25	GREEN BAY			INACTIVE			
01/01	at New England			INACTIVE			
01/08	N.Y. JETS	1/0	1	3	3.0	3	0
2022 TOTALS		1/0	1	3	3.0	3	0

DATE	OPPONENT	P/S	REC	YDS	AVG	LG	TD
01/15	at Buffalo*			DID NOT PLAY			

\* AFC Wild Card game

2024 GAME-BY-GAME STATS (MIAMI)

DATE	OPPONENT	P/S	REC	YDS	AVG	LG	TD
09/08	JACKSONVILLE			PRACTICE SQUAD			
09/12	BUFFALO			PRACTICE SQUAD			
09/22	at Seattle	1/0	0	0	0.0	-	0
09/30	TENNESSEE			PRACTICE SQUAD			
10/06	at New England			PRACTICE SQUAD			
10/20	at Indianapolis			PRACTICE SQUAD			
10/27	ARIZONA			PRACTICE SQUAD			
11/03	at Buffalo			PRACTICE SQUAD			
11/11	at L.A. Rams			PRACTICE SQUAD			
11/17	LAS VEGAS			PRACTICE SQUAD			
11/24	NEW ENGLAND			PRACTICE SQUAD			
11/28	at Green Bay			PRACTICE SQUAD			
12/08	N.Y. JETS			PRACTICE SQUAD			
12/15	at Houston			PRACTICE SQUAD			
12/22	SAN FRANCISCO	1/0	0	0	0.0	-	0
12/29	at Cleveland			INACTIVE			
01/05	at N.Y. Jets			INACTIVE			
2024 TOTALS		1/0	0	0	0.0	-	0

2023 GAME-BY-GAME STATS (MIAMI)

DATE	OPPONENT	P/S	REC	YDS	AVG	LG	TD
09/10	at L.A. Chargers	1/0	0	0	0.0	-	0
09/17	at New England	1/0	0	0	0.0	-	0
09/24	DENVER			INACTIVE			
10/01	at Buffalo			RESERVE/NFI			
10/08	N.Y. GIANTS			RESERVE/NFI			
10/15	CAROLINA			RESERVE/NFI			
10/22	at Philadelphia			RESERVE/NFI			
10/29	NEW ENGLAND			RESERVE/NFI			
11/05	at Kansas City			RESERVE/NFI			
11/19	LAS VEGAS			RESERVE/NFI			
11/24	at N.Y. Jets			RESERVE/NFI			
12/03	at Washington			RESERVE/NFI			
12/11	TENNESSEE			RESERVE/NFI			
12/17	N.Y. JETS			RESERVE/NFI			
12/24	DALLAS			RESERVE/NFI			
12/31	at Baltimore			RESERVE/NFI			
01/07	BUFFALO			RESERVE/NFI			
2023 TOTALS		2/0	0	0	0.0	-	0

DATE	OPPONENT	P/S	REC	YDS	AVG	LG	TD
01/13	at Kansas City*			RESERVE/NFI			

\* AFC Wild Card game



## NFL CAREER

### TRANSACTIONS:

- Signed by Miami on Aug. 29, 2024.
- Released by Miami on Aug. 27, 2024.
- 6th-round pick (185th overall) by Miami in the 2020 NFL Draft.

### CAREER HONORS:

- 2024 Salute to Service Award nominee.
- 2023 Salute to Service Award nominee.
- 2022 Salute to Service Award nominee.
- 2021 Salute to Service Award nominee.

### CAREER HIGHLIGHTS:

- Played in 72 career games.
- 8 special teams tackles (4 solo).
- 1 special teams fumble recovery.
- Appeared in 2 postseason games.

### 2024 (MIAMI):

- Played in 5 games.
- Missed the rest of the season after being placed on the Reserve/NFI list on Oct. 19.
- 1 assisted special teams tackles.

### HONORS:

- Salute to Service Award nominee.

### 2023 (MIAMI):

- Played in all 17 games.

**VS. DENVER (9/24):** Played but did not record any stats.

- Helped K Jason Sanders set an NFL record for most PATs in a game with 10.

**VS. DALLAS (12/24):** Played but did not record any stats.

- Helped K Jason Sanders become the 1st player in team history to convert 3 FGs of 50+ yards.

### POSTSEASON:

**AFC WILD CARD AT KANSAS CITY (1/13):** Played but did not record any stats.

### HONORS:

- Salute to Service Award nominee.

### 2022 (MIAMI):

- Played in all 17 games.
- 2 special teams tackles (1 solo).

**VS. N.Y. JETS (1/8):** 2 special teams tackles (1 solo).

### POSTSEASON:

**AFC WILD CARD AT BUFFALO (1/15):** Played but did not record any stats.

### HONORS:

- Salute to Service Award nominee.

### 2021 (MIAMI):

- Played in all 17 games.
- 3 special teams tackles (2 solo).
- 1 special teams fumble recovery.

**AT NEW ENGLAND (9/12):** Played but did not record any stats.

**VS. INDIANAPOLIS (10/3):** 1 special teams fumble recovery and tackle.

- Recovered a RB Nyheim Hines muffed punt in the 1st quarter.

**VS. NEW ENGLAND (1/9):** 1 solo special teams tackle.

### HONORS:

- Salute to Service Award nominee.

### 2020 (MIAMI):

- Played in all 16 games.
- 2 special teams tackles (1 solo).
- Helped K Jason Sanders set a franchise record by converting 92.3 pct. of his FGs in 2020.

**AT NEW ENGLAND (9/13):** Played but did not record any stats.

- Made his NFL debut.

**VS. L.A. CHARGERS (11/15):** Played but did not record any stats.

- Helped K Jason Sanders set a team record for consecutive FGs with 22.

**AT LAS VEGAS (12/26):** 1 solo special teams tackle.

## BEFORE THE NFL

### COLLEGE (LSU):

- 4-year letterman (2016-19).

**CAREER:** Played in 53 consecutive games at long snapper.

- Became the 1st long snapper in LSU football history to be named a permanent team captain.

**SENIOR (2019):** Played in all 15 games.

- Team captain.
- Helped his team win the College Football Playoff National Championship.

**JUNIOR (2018):** Played in all 13 games; 2 special teams tackles.

- 1st-team All-American.

- Team captain.

**SOPHOMORE (2017):** Played in all 13 games; 1 tackle and 1 forced fumble.

**REDSHIRT FRESHMAN (2016):** Played in all 12 games.

- Redshirted in 2015.

## HIGH SCHOOL (BUFORD HS – BUFORD, GA.)

### SENIOR (2014):

- Winner of the Chris Rubio Award (nation's top high school long snapper).

### JUNIOR (2013):

- Winner of the Chris Rubio Award (nation's top high school long snapper).

## OFF THE FIELD

### COMMUNITY:

- Has Type 1 diabetes and volunteers with the Juvenile Diabetes Research Foundation to raise funds and awareness.

### 2023:

- Joined team initiatives around Thanksgiving and the holidays, providing meals and interacting with local South Florida community members in need.

### 2023:

- Volunteered at the team Thanksgiving event to spend time with local families and provide a turkey and nonperishable food items for Thanksgiving Day.

### 2022:

- Hosted his 2nd military appreciation BBQ event for active duty military members and veterans in South Florida.

### 2021:

- Volunteered at the Miami Dolphins holiday event to spend time with and provide dinner and children's gifts for South Florida families.
- Hosted a military appreciation event at Mission BBQ for South Florida veterans and active duty service members.
- Volunteered at the Miami Dolphins Food Relief Program Thanksgiving meal distribution with Feeding South Florida to provide 1,000 meal boxes to South Florida families.
- Volunteered with United Way Broward to provide Thanksgiving meals for South Florida military families.
- Chose JDRF as his cause for the NFL's My Cause My Cleats program and participated in the JDRF West Palm Beach chapter's 2021 virtual gala.

### PERSONAL:

- His brother, Reid Ferguson, is the long snapper for the Buffalo Bills and was the starting long snapper at LSU (2012-15).
- **GRADUATE DEGREE:** Master's in Business Administration.
- **MAJOR:** Marketing.

## BLAKE FERGUSON'S NFL REGULAR SEASON STATS

**GAMES/STARTS:** 2020: 16/0, 2021: 17/0, 2022: 17/0, 2023: 17/0, 2024: 5/0

**NFL TOTALS: 72/0**

## BLAKE FERGUSON'S NFL PLAYOFF STATS

**GAMES/STARTS:** 2022: 1/0, 2023: 1/0

**PLAYOFF TOTALS: 2/0**

## ADDITIONAL STATS

**Special Teams Tackles:** 2 in 2020, 3 in 2021, 2 in 2022, 1 in 2024 for total of 8.

**Special Teams Fumble Recoveries:** 1 in 2021.



## NFL CAREER

### TRANSACTIONS:

- Signed by Miami as an unrestricted free agent from Washington on March 14, 2024.
- Signed by Washington as an unrestricted free agent from Kansas City on March 18, 2020.
- Traded from Washington to Kansas City on March 14, 2018.
- 3rd-round pick (84th overall) by Washington in the 2016 NFL Draft.

### CAREER HIGHLIGHTS:

- Played in 128 career games with 104 starts.
- 533 tackles (402 solo), 2.0 sacks, 16 interceptions, 82 passes defended, 2 forced fumbles and 3 fumble recoveries; 2 interceptions returned for a TD.
- Played in 6 postseason games with 5 starts – 5 with Kansas City and 1 with Washington.
- 21 tackles (16 solo), 1 interception and 4 passes defended.
- Won Super Bowl LIV with Kansas City.

### 2024 (MIAMI):

- Started 11 games.
- Inactive for 4 games.
- Missed the rest of the season after being placed on injured reserve on Dec. 28.
- 50 tackles (37 solo), 7 passes defended and 1 fumble recovery.

**AT INDIANAPOLIS (10/20):** 7 tackles (6 solo) and 1 pass defended.

**AT L.A. RAMS (11/11):** 5 tackles (4 solo), 1 pass defended and 1 fumble recovery.

- Recovered a RB Kyren Williams fumble forced by DT Da'Shawn Hand and returned it 1 yard to the Miami 39-yard line.

**VS. N.Y. JETS (12/8):** 8 tackles (6 solo) and 1 pass defended.

### 2023 (WASHINGTON):

- Started 15 games.
- Inactive for 1 game.
- Missed the final game of the season after being placed on injured reserve on Jan. 5.
- 79 tackles (55 solo), 2 interceptions, 9 passes defended and 2 fumble recoveries.

**VS. BUFFALO (9/24):** 8 tackles (2 solo), 1 interception

and 3 passes defended.

- Intercepted QB Josh Allen on 3rd-and-20 with 6:34 remaining in the 3rd quarter.

**AT ATLANTA (10/15):** 9 solo tackles, 1 interception and 2 pass defended.

- Intercepted QB Desmond Ridder on 3rd-and-7 and returned it 23 yards in the 3rd quarter which led to a Washington TD.

**AT L.A. RAMS (12/17):** 11 tackles (5 solo) and 1 fumble recovery.

- Recovered a RB Kyren Williams fumble in the red zone with 9:16 remaining in the 2nd quarter.

### 2022 (WASHINGTON):

- Started all 17 games.
- 52 tackles (36 solo), 3 interceptions and 13 passes defended; 2 interceptions returned for a TD.

**AT HOUSTON (11/20):** 4 tackles (2 solo), 1 interception and 1 pass defended; 1 interception returned for a TD.

- Intercepted QB Davis Mills on 2nd-and-10 and returned it 37 yards for a TD with 13:24 remaining in the 1st quarter.

**VS. ATLANTA (11/27):** 2 tackles (1 solo), 1 interception and 2 passes defended.

- Picked off QB Marcus Mariota in the end zone to seal Washington's victory with 1:03 remaining in the game.

**VS. DALLAS (1/8):** 1 tackle, 1 interception and 2 passes defended; 1 interception returned for a TD.

- Intercepted QB Dak Prescott on 3rd-and-6 and returned in 29 yards for a TD with 12:43 remaining in the 2nd quarter.

### 2021 (WASHINGTON):

- Started 16 games.
- Missed 1 game on the Reserve/COVID-19 list.
- 77 tackles (64 solo), 1.0 sack, 1 interception and 16 passes defended.

**VS. N.Y. GIANTS (9/16):** 8 tackles (7 solo), 1.0 sack and 1 pass defended.

- Sacked QB Daniel Jones on 2nd-and-5 for a loss of 6 yards in the 4th quarter.

**AT BUFFALO (9/26):** 10 tackles (7 solo).

**VS. KANSAS CITY (10/17):** 7 solo tackles, 1 interception and 1 pass defended.

- Intercepted QB Patrick Mahomes on 1st-and-goal to start the 2nd quarter.

## 2020 (WASHINGTON):

- Started 14 games.
- Inactive for 2 games.
- 50 tackles (38 solo), 4 interceptions and 11 passes defended.

**VS. BALTIMORE (10/4):** 1 tackle, 2 interceptions and 2 passes defended.

- Intercepted QB Lamar Jackson on 2nd-and-10 with 36 seconds remaining in the 2nd quarter.
- Picked off QB Robert Griffin III on 2nd-and-17 with 3:37 remaining in the 4th quarter.

**VS. L.A. RAMS (10/11):** 4 solo tackles, 1 interception, 2 passes defended.

- Intercepted QB Jared Goff on 3rd-and-7 with 55 seconds remaining in the 2nd quarter to set up a Washington FG.

**AT N.Y. GIANTS (10/18):** 1 interception and 1 pass defended.

- Intercepted QB Daniel Jones in the end zone with 58 seconds remaining in the 3rd quarter.

## POSTSEASON:

**NFC WILD CARD VS. TAMPA BAY (1/9):** 3 solo tackles and 1 pass defended.

## 2019 (KANSAS CITY):

- Played in 11 games with 4 starts.
- Inactive for 5 games.
- 49 tackles (34 solo), 1.0 sack, and 2 passes defended.

**AT JACKSONVILLE (9/8):** 7 tackles (4 solo).

**AT OAKLAND (9/15):** 6 tackles (5 solo), 1.0 sack and 1 pass defended.

- Sacked QB Derek Carr on 2nd-and-7 for a loss of 7 yards with 7:59 remaining in the 4th quarter.

**AT DETROIT (9/29):** 8 tackles (6 solo) and 1 pass defended.

## POSTSEASON:

**AFC DIVISIONAL VS. HOUSTON (1/12):** 1 solo tackle.

**AFC CHAMPIONSHIP VS. TENNESSEE (1/19):** Started at cornerback but did not record any stats.

**SUPER BOWL LIV VS. SAN FRANCISCO (2/2):** 4 tackles (3 solo), 1 interception and 2 passes defended.

- Intercepted QB Jimmy Garoppolo on 2nd-and-10 to seal Kansas City's victory with 1:08 remaining in the game.

## 2018 (KANSAS CITY):

- Started 15 games.
- Inactive for 1 game.
- 82 tackles (64 solo), 2 interceptions, 12 passes defended and 1 forced fumble.

**VS. DENVER (10/28):** 5 tackles (3 solo), 1 interception and 1 pass defended.

- Intercepted QB Case Keenum with 8:08 remaining in the 4th quarter.

**AT OAKLAND (12/2):** 8 tackles (7 solo) and 1 forced fumble.

- Forced RB Jalen Richard to fumble and was recovered by S Daniel Sorensen.

**VS. OAKLAND (12/30):** 12 tackles (9 solo).

## POSTSEASON:

**AFC DIVISIONAL VS. INDIANAPOLIS (1/12):** 3 tackles (2 solo) and 1 pass defended.

**AFC CHAMPIONSHIP VS. NEW ENGLAND (1/20):** 10 tackles (7 solo).

## 2017 (WASHINGTON):

- Played in all 16 games with 6 starts.
- 54 tackles (42 solo), 4 interceptions, 10 passes defended and 1 forced fumble.
- 1 solo special teams tackle.

**VS. OAKLAND (9/24):** 3 tackles (1 solo), 1 interception, 1 forced fumble and 1 pass defended.

- Intercepted QB Derek Carr on 3rd-and-1 with 10:05 remaining in the 2nd quarter.

- It was his 1st career interception.

- Forced WR Seth Roberts to fumble on 4th-and-23, which was recovered by LB Martrell Spaight with 3:25 remaining in the 4th quarter.

**VS. SAN FRANCISCO (10/15):** 1 solo tackle, 1 interception and 2 passes defended.

- Intercepted QB C.J. Beathard on 4th-and-20 and returned it 3 yards with 9 seconds remaining in the game to seal Washington's victory.

**AT SEATTLE (11/5):** 4 tackles (3 solo), 1 interception and 1 pass defended.

- Intercepted QB Russell Wilson on 3rd-and-4 in the 1st quarter.

## 2016 (WASHINGTON):

- Played in 13 games with 6 starts.
- Inactive for 3 games.
- 40 tackles (32 solo) and 2 passes defended.
- 2 assisted special teams tackles.

**VS. CLEVELAND (10/2):** 8 tackles (7 solo).

- Made his NFL debut.

**AT BALTIMORE (10/9):** 3 solo tackles and 1 pass defended.

**VS. MINNESOTA (11/13):** 5 tackles (4 solo) and 1 pass defended; 1 assisted special teams tackle.

## BEFORE THE NFL

### COLLEGE (VIRGINIA TECH):

- 3-year letterman (2013-15) and 3-year starter.

**CAREER:** Played in 29 games with 28 starts; 119 tackles (73 solo), 3.5 sacks, 8 interceptions, 27 passes defended, 2 forced fumbles and 2 fumble recoveries; 1 interception returned for a TD.

**JUNIOR (2015):** Started 3 games before missing the remainder of the season with a knee injury; 7 tackles (3 solo), 1.0 sack, 1 pass defended and 1 forced fumble.

**SOPHOMORE (2014):** Started all 13 games; 54 tackles (32 solo), 2.0 sacks, 2 interceptions, 15 passes defended and 1 fumble recovery; 1 interception returned for a TD.

- 1st-team All-ACC.

**TRUE FRESHMAN (2013):** Played all 13 games with 12 starts; 58 tackles (38 solo), 0.5 sack, 6 interceptions, 11 passes defended, 1 forced fumble and 1 fumble recovery.

- ACC Defensive Rookie of the Year.
- 2nd-team All-ACC.

HIGH SCHOOL (OUR LADY OF GOOD COUNSEL – OLNEY, MD.)

- Played cornerback and wide receiver.
- SENIOR (2012):** 27 tackles (5 solo), 1.0 sack, 3 interceptions, 8 passes defended and 1 fumble recovery; 44 receptions for 695 yards and 7 TDs.
- Maryland Gatorade Player of the Year.

OFF THE FIELD

PERSONAL:

- **MAJOR:** Finance.
- He is the youngest of four brothers – Vincent, Corey and Kyle – to play in the NFL. The Fuller family joined the Browns – Ross, Jim, Joey and Keith – as the only other set of four brothers to all play in the NFL.

KENDALL FULLER'S NFL REGULAR SEASON STATS															
YEAR	TEAM	GP	GS	TACKLES					SK	YDS	INTERCEPTIONS				
				TOT	SOLO	ASST					INT	YDS	LG	TD	PD
2016	WASHINGTON	13	6	40	32	8	0.0	0.0			0	0	-	0	2
2017	WASHINGTON	16	6	54	42	12	0.0	0.0			4	4	3	0	10
2018	KANSAS CITY	15	15	82	64	18	0.0	0.0			2	0	0	0	12
2019	KANSAS CITY	11	4	49	34	15	1.0	7.0			0	0	-	0	2
2020	WASHINGTON	14	14	50	38	12	0.0	0.0			4	0	0	0	11
2021	WASHINGTON	16	16	77	64	13	1.0	6.0			1	0	0	0	16
2022	WASHINGTON	17	17	52	36	16	0.0	0.0			3	66	37t	2	13
2023	WASHINGTON	15	15	79	55	24	0.0	0.0			2	23	23	0	9
2024	MIAMI	11	11	50	37	13	0.0	0.0			0	0	-	0	7
NFL TOTALS		128	104	533	402	131	2.0	13.0			16	93	37t	2	82

KENDALL FULLER'S NFL PLAYOFF STATS															
YEAR	TEAM	GP	GS	TACKLES					SK	YDS	INTERCEPTIONS				
				TOT	SOLO	ASST					INT	YDS	LG	TD	PD
2018	KANSAS CITY	2	2	13	9	4	0.0	0.0			0	0	-	0	1
2019	KANSAS CITY	3	2	5	4	1	0.0	0.0			1	0	0	0	2
2020	WASHINGTON	1	1	3	3	0	0.0	0.0			0	0	-	0	1
PLAYOFF TOTALS		6	5	21	16	5	0.0	0.0			1	0	0	0	4

ADDITIONAL STATS

**Defensive Touchdowns:** (Washington) 37-yard interception return at Houston (11/20/22); 29-yard interception return vs. Dallas (1/8/23).

**Special Team Tackles:** (Washington) 2 in 2016, 1 in 2017 for a total of 3.

SINGLE-GAME CAREER HIGHS

- Tackles:** 12 vs. Oakland, 12/30/18
- Sacks:** 1.0 Twice, last: vs. N.Y. Giants, 9/16/21
- Interceptions:** 2 vs. Baltimore, 10/4/20
- Passes Defensed:** 4 vs. Baltimore, 12/9/18
- Fumble Recoveries:** 1 3 times, last: at L.A. Rams, 11/11/24
- Forced Fumbles:** 1 Twice, last: at Oakland, 12/2/18



## NFL CAREER

### TRANSACTIONS:

- Signed to Miami's active roster on Sept. 30, 2023.
- Signed to Miami's practice squad on Aug. 30, 2023.
- Waived by Miami on Aug. 29, 2023.
- Signed to Miami's practice squad on Aug. 31, 2022.
- Waived by Miami on Aug. 30, 2022.
- 7th-round pick (224th overall) by Miami in the 2022 NFL Draft.

### CAREER HIGHLIGHTS:

- Played in 20 career games.
- 3 tackles (1 solo).
- 4 special teams tackles (2 solo).

### 2024 (MIAMI):

- Played in 3 games.
- Missed the first 14 games of the season after being placed on the Reserve/PUP list on Aug. 27 and activated on Dec. 21.
- 1 assisted special teams tackle.

### 2023 (MIAMI):

- Played in all 17 games.
- 3 tackles (1 solo).
- 3 special teams tackles (2 solo).

**AT L.A. CHARGERS (9/10):** Played but did not record any stats.

- Made his NFL debut.

**AT KANSAS CITY IN FRANKFURT (11/5):** 2 special teams tackles (1 solo).

**VS. BUFFALO (1/7):** 2 tackles (1 solo).

### POSTSEASON:

- Missed the rest of the season after being placed on injured reserve on Jan. 9.

### 2022 (MIAMI):

- Spent the entire season on Miami's practice squad.

## BEFORE THE NFL

### COLLEGE (CALIFORNIA):

- 5-year letterman (2017-21) and 3-year starter.

**CAREER:** Started 37 games; 170 tackles (97 solo), 21.0 sacks, 2 interceptions, 12 passes defended, 2 forced fumbles and 2 fumble recoveries.

**GRADUATE (2021):** Started 11 games; 45 tackles (29 solo), 7.0 sacks, 1 fumble recovery and 4 passes defended.

- 2nd-team All-Pac-12.
- His 7.0 sacks were 2nd in the conference.

**SENIOR (2020):** Started all 4 games; 19 tackles (12 solo), 3.0 sacks, 1 fumble recovery and 1 pass defended.

**JUNIOR (2019):** Started 12 games; 57 tackles (33 solo), 9.5 sacks, 1 pass defended and 1 forced fumble.

- Pac-12 honorable mention.

**SOPHOMORE (2018):** Started 1 game; 3 solo tackles, 1 interception returned for a touchdown and 2 passes defended.

**REDSHIRT FRESHMAN (2017):** Started 9 games; 46 tackles (20 solo), 1.5 sacks, 1 interception returned for a touchdown, 4 passes defended, and 1 forced fumble.

- Redshirted in 2016.

### HIGH SCHOOL (KLEIN COLLINS HS – SPRING, TEXAS)

**SENIOR (2015):**

- Led team to a region title.

**JUNIOR (2014):**

- Led team to an 11-2 overall record.

## OFF THE FIELD

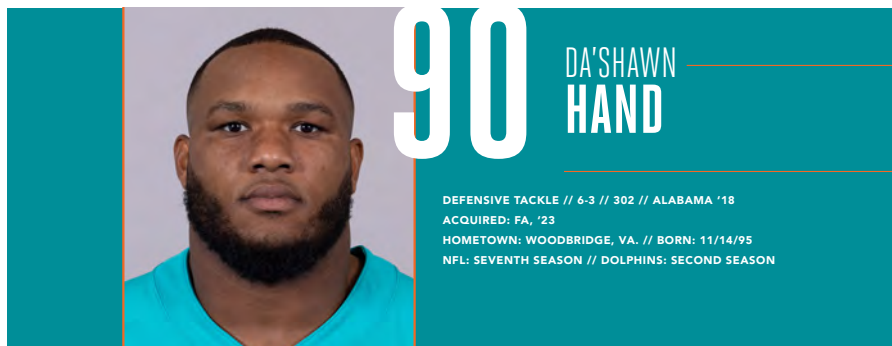
### PERSONAL:

- **PRONUNCIATION:** Last name is pronounced GOOD.
- **MAJOR:** Legal studies with graduate certificates in entrepreneurship and business administration.

CAMERON GOODE'S NFL REGULAR SEASON STATS															
YEAR	TEAM	GP	GS	TACKLES					INTERCEPTIONS					FUMBLES	
				TOT	SOLO	ASST	SK	YDS	INT	YDS	LG	TD	PD	FF	FR
2022	MIAMI			PRACTICE SQUAD											
2023	MIAMI	17	0	3	1	2	0.0	0.0	0	0	-	0	0	0	0
2024	MIAMI	3	0	0	0	0	0.0	0	0	0	-	0	0	0	0
NFL TOTALS		20	0	3	1	2	0.0	0.0	0	0	-	0	0	0	0

ADDITIONAL STATS

Special Teams Tackles: 3 in 2023, 1 in 2024 for a total of 4.



## NFL CAREER

### TRANSACTIONS:

- Signed to Miami's active roster on Sept. 16, 2023.
- Signed to Miami's practice squad on Aug. 30, 2023.
- Released by Miami on Aug. 29, 2023.
- Signed by Miami on Aug. 6, 2023.
- Signed to Tennessee's practice squad on Jan. 5, 2022.
- Released from Indianapolis' practice squad on Dec. 31, 2021.
- Signed to Indianapolis' practice squad on Dec. 21, 2021.
- Waived by Detroit on Nov. 30, 2021.
- 4th-round pick (114th overall) by Detroit in the 2018 NFL Draft.

### CAREER HONORS:

- 2018 PFWA All-Rookie Team.

### CAREER HIGHLIGHTS:

- Played in 64 career games with 13 starts.
- 102 tackles (65 solo), 5.0 sacks, 5 passes defended, 4 forced fumbles and 2 fumble recoveries.
- Played in 1 postseason game with Miami.

### 2024 (MIAMI):

- Played in all 17 games with 2 starts.
- 31 tackles (20 solo), 1.0 sack, 1 pass defended, 1 forced fumble and 1 fumble recovery.

#### AT SEATTLE (9/22):

- Sacked QB Geno Smith for a loss of 5 yards on 2nd-and-10 in the 1st quarter.

#### AT BUFFALO (11/3):

- 3 tackles (2 solo) and 1 pass defended.

#### AT L.A. RAMS (11/11):

- 3 tackles (1 solo) and 1 forced fumble.

- Forced RB Kyren Williams to fumble, which was recovered by CB Kendall Fuller and returned to the Miami 39-yard line.

#### AT CLEVELAND (12/29):

- 1 assisted tackle and 1 fumble recovery.
- Recovered a QB Dorian Thompson-Robinson fumble that was forced by LB Emmanuel Ogbah at the Cleveland 45-yard line with 5:29 remaining in the 3rd quarter.

### 2023 (MIAMI):

- Played in 16 games.
- Spent 1 game on Miami's practice squad.
- 17 tackles (6 solo), 1.0 sack and 2 passes defended.

#### AT NEW ENGLAND (9/17):

- Played but did not record any stats.

- Made his Dolphins debut.

#### AT N.Y. JETS (11/24):

- 3 solo tackles and 1.0 sack.
- Sacked QB Tim Boyle for a loss of 11 yards on 3rd-and-3 with 1:20 remaining in the 4th quarter.

#### AT BALTIMORE (12/31):

- 4 tackles (2 solo).

### POSTSEASON:

#### AFC WILD CARD AT KANSAS CITY (1/13):

- 3 tackles (1 solo) and 1 fumble recovery.
- Recovered a RB Clyde Edwards-Helaire fumble forced by CB Ethan Bonner and returned it to the Miami 43-yard line in the 4th quarter.

### 2022 (TENNESSEE):

- Played in 1 game with Tennessee.
- Missed the rest of the season after being placed on injured reserve on Sept. 13.

### 2021 (DETROIT/INDIANAPOLIS/TENNESSEE):

- Played in 3 games with Detroit.
- 2 tackles (1 solo) and 1 pass defended with Detroit.
- Missed 7 games after being placed on injured reserve on Sept. 2 and being activated on Oct. 30.
- Waived by Detroit on Nov. 30.
- Spent 1 game on Indianapolis' practice squad.
- Played in 1 game with Tennessee.

#### VS. PHILADELPHIA (10/31):

- 1 pass defended.

#### AT PITTSBURGH (11/14):

- 2 tackles (1 solo).

#### AT HOUSTON (1/9):

- Played but did not record any stats.
- Made his Titans debut.

### 2020 (DETROIT):

- Played in 10 games with 1 start.
- Inactive for 3 games.
- Missed 3 games after being placed on injured reserve on Dec. 19.
- 19 tackles (12 solo) and 1 forced fumble.
- 19 tackles (12 solo) and 1 forced fumble.

#### AT ATLANTA (10/25):

- 4 tackles (3 solo) and 1 forced fumble.

- Forced a fumble by RB Todd Gurley II in the red zone with less than 2 minutes remaining but Atlanta recovered.

**VS. INDIANAPOLIS (11/1):** 4 tackles (2 solo).

### 2019 (DETROIT):

- Played in 3 games with 2 starts.
- Inactive for 10 games.
- Missed 3 games after being placed on injured reserve on Dec. 12.
- 6 tackles (4 solo) and 1 pass defended.

**VS. N.Y. GIANTS (10/27):** 4 solo tackles and 1 pass defended.

### 2018 (DETROIT):

- Played in 13 games with 8 starts.
- 27 tackles (22 solo), 3.0 sacks, 2 forced fumbles and 1 fumble recovery.

**VS. N.Y. JETS (9/10):** 4 tackles (3 solo).

- Made his NFL debut.

**AT SAN FRANCISCO (9/16):** 6 tackles (5 solo).

- Made his 1st NFL start.

**VS. GREEN BAY (10/7):** 4 solo tackles, 1.0 sack, 1 forced fumble and 1 fumble recovery.

- Strip-sacked QB Aaron Rodgers and recovered the fumble himself, leading to a Lions TD drive just before halftime.

### HONORS:

- PFWA All-Rookie Team.

DA'SHAWN HAND'S NFL REGULAR SEASON STATS																
YEAR	TEAM	GP	GS	TACKLES					INTERCEPTIONS					FUMBLES		
				TOT	SOLO	ASST	SK	YDS	INT	YDS	LG	TD	PD	FF	FR	
2018	DETROIT	13	8	27	22	5	3.0	14.0	0	0	-	0	0	2	1	
2019	DETROIT	3	2	6	4	2	0.0	0.0	0	0	-	0	1	0	0	
2020	DETROIT	10	1	19	12	7	0.0	0.0	0	0	-	0	0	1	0	
2021	DETROIT	3	0	2	1	1	0.0	0.0	0	0	-	0	1	0	0	
	TENNESSEE	1	0	0	0	0	0.0	0.0	0	0	-	0	0	0	0	
2022	TENNESSEE	1	0	0	0	0	0.0	0.0	0	0	-	0	0	0	0	
2023	MIAMI	16	0	17	6	11	1.0	11.0	0	0	-	0	2	0	0	
2024	MIAMI	17	2	31	20	11	1.0	5.0	0	0	-	0	1	1	1	
NFL TOTALS		64	13	102	65	37	5.0	30.0	0	0	-	0	5	4	2	

DA'SHAWN HAND'S NFL PLAYOFF STATS																
YEAR	TEAM	GP	GS	TACKLES					INTERCEPTIONS					FUMBLES		
				TOT	SOLO	ASST	SK	YDS	INT	YDS	LG	TD	PD	FF	FR	
2023	MIAMI	1	0	3	1	2	0.0	0.0	0	0	-	0	0	0	1	
PLAYOFF TOTALS		1	0	3	1	2	0.0	0.0	0	0	-	0	0	0	1	

## SINGLE-GAME CAREER HIGHS

- Tackles:** 6 at San Francisco, 9/16/18
- Sacks:** 1.0 5 times, last: at Seattle, 9/22/24
- Passes Defended:** 1 5 times, last: at Buffalo, 11/3/24
- Forced Fumbles:** 1 4 times, last: at L.A. Rams, 11/11/24
- Fumble Recoveries:** 1 3 times\*, last: at Cleveland, 12/29/24

\* Includes postseason



## NFL CAREER

### TRANSACTIONS:

- Signed by Miami as an undrafted college free agent on May 12, 2023.

### CAREER HIGHLIGHTS:

- Played in 31 career games with 15 starts.
- 18 receptions for 148 yards (8.2 avg.).
- 4 special teams tackles (1 solo).
- 1 miscellaneous tackle.
- Played in 1 postseason game.

### 2024 (MIAMI):

- Played in 16 games with 11 starts.
- Inactive for 1 game.
- 12 receptions for 100 yards (8.3 avg.).
- 4 special teams tackles (1 solo).
- 1 miscellaneous tackle.

**VS. ARIZONA (10/27):** 3 receptions for 11 yards (3.7 avg.).

**VS. LAS VEGAS (11/17):** 2 receptions for 28 yards (14.0 avg.).

**VS. N.Y. JETS (12/8):** 1 reception for 14 yards.

### 2023 (MIAMI):

- Played in 15 games with 4 starts.
- Inactive for 2 games.
- 6 receptions for 48 yards (8.0 avg.).

**VS. DENVER (9/24):** Played but did not record any stats.

- Made his NFL debut.

**VS. LAS VEGAS (11/19):** 1 reception for 10 yards (10.0 avg.).

- Made his 1st NFL start.

**AT WASHINGTON (12/3):** 2 receptions for 23 yards (11.5 avg.).

### POSTSEASON:

**AFC WILD CARD AT KANSAS CITY (1/13):** Played but did not record any stats.

## BEFORE THE NFL

### COLLEGE (CAMPBELL):

- 5-year letterman (2018-22) and 3-year starter.

**CAREER:** Played in 48 games with 26 starts; 85 receptions for 1,218 yards (14.3 avg.) and 7 TDs; 3 carries for 5 yards (1.7 avg.) and 1 TD.

**SENIOR (2022):** Started all 11 games; 38 receptions for 659 yards (17.3 avg.) and 5 TDs; 2 carries for 3 yards (1.5 avg.) and 1 TD.

- 1st-team All-Big South.
- His 659 receiving yards were 5th among all FCS tight ends.

**REDSHIRT JUNIOR (2021):** Started all 11 games; 34 receptions for 367 yards (10.8 avg.) and 2 TDs; 1 carry for 2 yards.

- 1st-team All-Big South.
- His 34 receptions led all conference tight ends.

**JUNIOR (2020):** Started all 4 games; 6 receptions for 102 yards (17.0 avg.).

- 2nd-team All-Big South.

**SOPHOMORE (2019):** Played all 11 games; 6 receptions for 85 yards (14.2 avg.).

**TRUE FRESHMAN (2018):** Played all 11 games; 1 reception for 5 yards.

## HIGH SCHOOL (PINE FOREST HS – FAYETTEVILLE, N.C.)

- Played quarterback.
- Also lettered in basketball and baseball.

**JUNIOR (2016):** 1,750 passing yards; 175 rushing yards; 24 total touchdowns.

- 2nd-team all-conference.

**SOPHOMORE (2015):** 1,500 passing yards; 175 rushing yards; 16 total TDs.

## OFF THE FIELD

### COMMUNITY:

#### 2024:

- Joined initiatives by His House Children's Home, a nonprofit faith-based organization dedicated to providing residential and foster care services for children.

#### 2023

- Supported the Miami-Dade Schools Values Matter program, presenting on the value of the month, citizenship, at a middle school pep rally in Coral Gables.

### PERSONAL:

- **MAJOR:** Exercise science.

JULIAN HILL'S NFL REGULAR SEASON STATS													
YEAR	TEAM	GP	GS	RECEIVING					RUSHING				
				REC	YDS	AVG	LG	TD	ATT	YDS	AVG	LG	TD
2023	MIAMI	15	4	6	48	8.0	18	0	0	0	0.0	-	0
2024	MIAMI	16	11	12	100	8.3	17	0	0	0	0.0	-	0
NFL TOTALS		31	15	18	148	8.2	18	0	0	0	0.0	0	0

JULIAN HILL'S NFL PLAYOFF STATS													
YEAR	TEAM			RECEIVING					RUSHING				
		GP	GS	REC	YDS	AVG	LG	TD	ATT	YDS	AVG	LG	TD
2023	MIAMI	1	0	0	0	0.0	-	0	0	0	0.0	-	0
PLAYOFF TOTALS		1	0	0	0	0.0	-	0	0	0	0.0	-	0

ADDITIONAL STATS

Special Teams Tackles: 4 in 2024.

Miscellaneous Tackles: 1 in 2024.

SINGLE-GAME CAREER HIGHS

Receptions: 3 vs. Arizona, 10/27/24

Receiving Yards: 28 vs. Las Vegas, 11/17/24

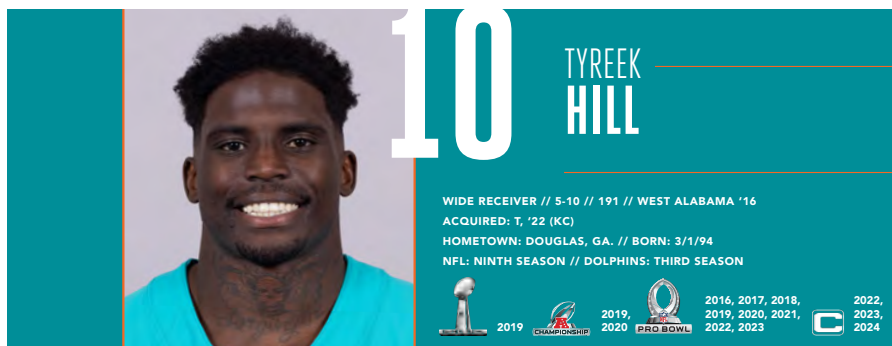
Receiving Long: 18 at Washington, 12/3/23

2023 GAME-BY-GAME STATS (MIAMI)							
DATE	OPPONENT	P/S	REC	YDS	AVG	LG	TD
09/10	at L.A. Chargers		INACTIVE				
09/17	at New England		INACTIVE				
09/24	DENVER	1/0	0	0	0.0	-	0
10/01	at Buffalo	1/0	0	0	0.0	-	0
10/08	N.Y. GIANTS	1/0	0	0	0.0	-	0
10/15	CAROLINA	1/0	0	0	0.0	-	0
10/22	at Philadelphia	1/0	0	0	0.0	-	0
10/29	NEW ENGLAND	1/0	1	4	4.0	4	0
11/05	at Kansas City	1/0	0	0	0.0	-	0
11/19	LAS VEGAS	1/1	1	10	10.0	10	0
11/24	at N.Y. Jets	1/1	0	0	0.0	-	0
12/03	at Washington	1/0	2	23	11.5	18	0
12/11	TENNESSEE	1/0	0	0	0.0	-	0
12/17	N.Y. JETS	1/0	0	0	0.0	-	0
12/24	DALLAS	1/1	0	0	0.0	-	0
12/31	at Baltimore	1/0	1	9	9.0	9	0
01/07	BUFFALO	1/1	1	2	2.0	2	0
2023 TOTALS		15/4	6	48	8.0	18	0

DATE	OPPONENT	P/S	REC	YDS	AVG	LG	TD
01/13	at Kansas City*	1/0	0	0	0.0	-	0

\* AFC Wild Card game

2024 GAME-BY-GAME STATS (MIAMI)							
DATE	OPPONENT	P/S	REC	YDS	AVG	LG	TD
09/08	JACKSONVILLE	1/1	1	6	6.0	6	0
09/12	BUFFALO	1/1	0	0	0.0	-	0
09/22	at Seattle	1/0	2	24	12.0	13	0
09/30	TENNESSEE	1/1	0	0	0.0	-	0
10/06	at New England	1/1	0	0	0.0	-	0
10/20	at Indianapolis	1/1	1	4	4.0	4	0
10/27	ARIZONA	1/0	3	11	3.7	6	0
11/03	at Buffalo		INACTIVE				
11/11	at L.A. Rams	1/1	0	0	0.0	-	0
11/17	LAS VEGAS	1/1	2	28	14.0	17	0
11/24	NEW ENGLAND	1/1	1	8	8.0	8	0
11/28	at Green Bay	1/1	1	5	5.0	5	0
12/08	N.Y. JETS	1/1	1	14	14.0	14	0
12/15	at Houston	1/0	0	0	0.0	-	0
12/22	SAN FRANCISCO	1/0	0	0	0.0	-	0
12/29	at Cleveland	1/1	0	0	0.0	-	0
01/05	at N.Y. Jets	1/0	0	0	0.0	-	0
2024 TOTALS		16/11	12	100	8.3	17	0



## NFL CAREER

### TRANSACTIONS:

- Traded from Kansas City to Miami on March 23, 2022.
- 5th-round pick (165th overall) by Kansas City in the 2016 NFL Draft.

### CAREER HONORS:

- No. 1 on the NFL Network Top 100 list in 2024.
- 2023 PFWA All-NFL.
- 2023 PFWA All-AFC.
- 2023 Unanimous 1st-team All-Pro.
- 2023 Dan Marino Team MVP Award.
- 2023 Pro Bowl selection.
- AFC Offensive Player of the Month (October 2023).
- No. 7 on the NFL Network Top 100 list in 2023.
- 2022 1st-team All-Pro.
- 2022 PFWA All-NFL.
- 2022 PFWA All-AFC.
- 2022 Dan Marino Team MVP Award.
- 2022 Pro Bowl selection.
- No. 15 on the NFL Network Top 100 list in 2022.
- 2021 Pro Bowl selection.
- No. 15 on the NFL Network Top 100 list in 2021.
- 2020 Pro Bowl selection.
- 2020 1st-team All-Pro.
- AFC Offensive Player of the Week (at Tampa Bay, 11/29/20).
- 2020 PFWA All-AFC.
- No. 22 on the NFL Network Top 100 list in 2020.
- 2010s NFL All-Decade Team.
- 2019 Pro Bowl selection.
- No. 19 on the NFL Network Top 100 list in 2019.
- 2018 Pro Bowl selection.
- 2018 1st-team All-Pro.
- No. 40 on the NFL Network Top 100 list in 2018.
- 2017 Pro Bowl selection.
- No. 36 on the NFL Network Top 100 list in 2017.
- 2016 Pro Bowl selection.
- 2016 1st-team All-Pro.
- 2016 PFWA All-NFL.
- 2016 PFWA All-AFC.
- 2016 PFWA All-Rookie.
- Pepsi NFL Rookie of the Week (at San Diego, 1/1/17).
- AFC Special Teams Player of the Week (at San Diego, 1/1/17).
- AFC Special Teams Player of the Week (vs. Oakland, 12/8/16).

- AFC Special Teams Player of the Month (December 2016).
- AFC Offensive Player of the Week (at Denver, 11/27/16).

### CAREER HIGHLIGHTS:

- Played in 141 career games with 123 starts.
- 798 receptions for 11,098 yards (13.9 avg.) and 82 TDs.
- 114 carries for 819 yards (7.2 avg.) and 7 TDs.
- 14 kickoff returns for 384 yards (27.4 avg.) and 1 TD.
- 91 punt returns for 1,036 yards (11.4 avg.) and 4 TDs.
- 1 miscellaneous fumble return TD.
- Appeared in 15 postseason games with 14 starts – 13 with Kansas City and 2 with Miami.
- Won Super Bowl LIV with Kansas City.
- His 24 receptions of 50+ yards lead the NFL since he entered the league in 2016:

MOST RECEPTIONS OF 50+ YARDS (SINCE 2016)				
PLAYER	TEAMS	REC	YDS	50+
1. TYREEK HILL	KC/MIA.	798	11,098	24
2. Amari Cooper	Oak./Dal./Cle./Buf.	639	8,963	16
3. Mike Evans	TB	694	10,427	15
Cooper Kupp	LAR	634	7,776	15
A.J. Brown	Ten./Phi.	446	7,026	15

- His 82 TD receptions are 3rd in the NFL since he entered the league in 2016:

MOST TD RECEPTIONS (SINCE 2016)				
PLAYER	TEAMS	REC	YDS	TDs
1. Davante Adams	GB/LV/NYJ	869	10,915	99
2. Mike Evans	TB	694	10,427	90
3. TYREEK HILL	KC/MIA.	798	11,098	82
4. Travis Kelce	KC	865	10,414	67
5. Stefon Diggs	Min./Buf./Hou.	805	9,771	66

- His 11,917 scrimmage yards are 2nd in the NFL since he entered the league in 2016:

MOST SCRIMMAGE YARDS (SINCE 2016)				
PLAYER	TEAMS	RUSH	REC	TOT
1. Derrick Henry	Ten./Bal.	11423	1,651	13,074
2. TYREEK HILL	KC/MIA.	819	11,098	11,917
3. Ezekiel Elliott	Dal./NE	9130	2,718	11,848
4. Alvin Kamara	NO	6779	4,762	11,541
5. Davante Adams	GB/LV/NYJ	-1	10,915	10,914

- His 11,098 receiving yards are 1st in the NFL since he entered the league in 2016:

MOST RECEIVING YARDS (SINCE 2016)				
PLAYER	TEAMS	REC	YDS	TDs
1. TYREEK HILL	KC/MIA.	798	11,098	82
2. Davante Adams	GB/LV/NYJ	869	10,915	99
3. Mike Evans	TB	694	10,427	90
4. Travis Kelce	KC	865	10,414	67
5. Stefon Diggs	Min./Buf./Hou.	805	9,771	66

- His 798 receptions are 4th in the NFL since he entered the league in 2016:

MOST RECEPTIONS (SINCE 2016)				
PLAYER	TEAMS	REC	YDS	TDs
1. Davante Adams	GB/LV/NYJ	869	10,915	99
2. Travis Kelce	KC	865	10,414	67
3. Stefon Diggs	Min./Buf./Hou.	805	9,771	66
4. TYREEK HILL	KC/MIA.	798	11,098	82
5. Keenan Allen	SD/LAC/Chi.	759	8,720	50

- His 1,799 receiving yards in 2023 led the league:

MOST RECEIVING YARDS (2023)				
PLAYER	TEAM	REC	YDS	TDs
1. TYREEK HILL	MIA.	119	1,799	13
2. CeeDee Lamb	Dal.	135	1,749	12
3. Amon-Ra St. Brown	Det.	119	1,515	10
4. Puka Nacua	LAR	105	1,486	6
5. A.J. Brown	Phi.	106	1,456	7

- His 1,799 receiving yards in 2023 made him the 1st Dolphins player to ever lead the league in receiving yards in a full season.
- His 1,799 receiving yards in 2023 ranked 7th-most in NFL history:

MOST RECEIVING YARDS IN A SEASON IN NFL HISTORY				
PLAYER	TEAM	YEAR	REC.	YARDS
1. Calvin Johnson	Det.	2012		1,964
2. Cooper Kupp	LAR	2021		1,947
3. Julio Jones	Atl.	2015		1,871
4. Jerry Rice	SF	1995		1,848
5. Antonio Brown	Pit.	2015		1,834
6. Justin Jefferson	Min.	2022		1,809
7. TYREEK HILL	MIA.	2023		1,799
8. Isaac Bruce	StL	1995		1,781
9. CeeDee Lamb	Dal.	2023		1,749
10. Charley Hennigan	Hou.	1961		1,746

- His 13 receiving TDs in 2023 tied for the most in the league:

MOST RECEIVING TDs (2023)				
PLAYER	TEAM	REC	YDS	TDs
1. TYREEK HILL	MIA.	119	1,799	13
Mike Evans	TB	79	1,255	13
3. CeeDee Lamb	Dal.	135	1,749	12
4. Courtland Sutton	Den.	59	772	10
Amon-Ra St. Brown	Det.	119	1,515	10
Jordan Addison	Min.	70	911	10
Sam LaPorta	Det.	86	889	10

- His 1,799 receiving yards in 2023 were the most in franchise history:

MOST RECEIVING YARDS IN DOLPHINS HISTORY (SINGLE SEASON)				
PLAYER	YEAR	REC	YDS	TDs
1. TYREEK HILL	2023	119	1,799	13
2. TYREEK HILL	2022	119	1,710	7
3. Mark Clayton	1984	73	1,389	18
4. Jaylen Waddle	2022	75	1,356	8
5. Mark Duper	1986	67	1,313	11

- He's the only player in NFL history with multiple seasons of 1,700+ receiving yards.

- His 13 receiving TDs in 2023 were 3rd-most in franchise history:

MOST RECEIVING TDs IN DOLPHINS HISTORY (SINGLE SEASON)			
PLAYER	YEAR	REC	TDs
1. Mark Clayton	1984		18
2. Mark Clayton	1988		14
3. TYREEK HILL	2023		13
4. Nat Moore	1977		12
Mark Clayton	1991		12

- His 119 receptions in 2023 tied the franchise record he set in 2022:

MOST RECEPTIONS IN DOLPHINS HISTORY (SINGLE SEASON)				
PLAYER	YEAR	REC	YDS	TDs
1. TYREEK HILL	2023	119	1,799	13
TYREEK HILL	2022	119	1,710	7
3. Jarvis Landry	2017	112	987	9
4. Jarvis Landry	2015	110	1,157	4
5. Jaylen Waddle	2021	104	1,015	6

- His 215 receiving yards on Sept. 10, 2023 at the L.A. Chargers were 4th-most in Dolphins history:

MOST RECEIVING YARDS IN A GAME BY A DOLPHINS PLAYER				
PLAYER	DATE	OPP.	REC.	YDS
1. Brian Hartline	9/30/12	at Ari.		253
2. Chris Chambers	12/4/05	vs. Buf.		238
3. Mark Duper	11/10/85	vs. NYJ		217
4. TYREEK HILL	9/10/23	AT LAC		215
5. Irving Fryar	9/4/94	vs. NE		211

- His 1,710 receiving yards in 2022 were 2nd in the the league:

MOST RECEIVING YARDS (2022)				
PLAYER	TEAM	REC	YDS	TDs
1. Justin Jefferson	Min.	128	1,809	8
2. TYREEK HILL	MIA.	119	1,710	7
3. Davante Adams	LV	100	1,516	14
4. A.J. Brown	Phi.	88	1,496	11
5. Stefon Diggs	Buf.	108	1,429	11

- His 119 receptions in 2022 were 2nd in the league:

MOST RECEPTIONS (2022)				
PLAYER	TEAM	REC	YDS	TDs
1. Justin Jefferson	Min.	128	1,809	8
2. TYREEK HILL	MIA.	119	1,710	7
3. Travis Kelce	KC	110	1,338	12
4. Stefon Diggs	Buf.	108	1,429	11
5. CeeDee Lamb	Dal.	107	1,359	9
Austin Ekeler	LAC	107	722	5

- His 1,710 receiving yards in 2022 were the most in NFL history for a player in his 1st season with a team.
- His 67 TDs in 6 seasons (2016-21) with the Chiefs rank 4th-most in team history:

MOST TOTAL TDs IN CHIEFS HISTORY					
PLAYER	YRS	RUSH	REC	RET	TDs
1. Priest Holmes	2001-07	76	7	0	83
2. Travis Kelce	2013-24	2	77	1	80
3. Tony Gonzalez	1997-08	0	76	0	76
4. TYREEK HILL	2016-21	6	56	5	67
5. Jamaal Charles	2008-16	43	20	1	64

- His 479 receptions in 6 seasons (2016-21) with the Chiefs rank 4th-most in team history:

MOST RECEPTIONS IN CHIEFS HISTORY					
PLAYER	YEARS	REC	YDS	TDs	
1. Travis Kelce	2013-24	1,004	12,151	77	
2. Tony Gonzalez	1997-2008	916	10,940	76	
3. Dwayne Bowe	2007-14	532	7,155	44	
4. <b>TYREEK HILL</b>	<b>2016-21</b>	<b>479</b>	<b>6,630</b>	<b>56</b>	
5. Henry Marshall	1976-87	416	6,545	33	

- His 6,630 receiving yards in 6 seasons (2016-21) with the Chiefs rank 5th-most in team history:

MOST RECEIVING YARDS IN CHIEFS HISTORY					
PLAYER	YEARS	REC	YDS	TDs	
1. Travis Kelce	2013-24	1,004	12,151	77	
2. Tony Gonzalez	1997-2008	916	10,940	76	
3. Otis Taylor	1965-75	410	7,306	57	
4. Dwayne Bowe	2007-14	532	7,155	44	
5. <b>TYREEK HILL</b>	<b>2016-21</b>	<b>479</b>	<b>6,630</b>	<b>56</b>	

- His 56 receiving TDs in 6 seasons (2016-21) with the Chiefs rank 4th-most in team history:

MOST RECEIVING TDs IN CHIEFS HISTORY					
PLAYER	YEARS	REC	YDS	TDs	
1. Travis Kelce	2013-24	1,004	12,151	77	
2. Tony Gonzalez	1997-2008	916	10,940	76	
3. Otis Taylor	1965-75	410	7,306	57	
4. <b>TYREEK HILL</b>	<b>2016-21</b>	<b>479</b>	<b>6,630</b>	<b>56</b>	
5. Chris Burford	1960-67	391	5,505	55	

- Owns 2 of the 3 best single-season receiving TD totals in Chiefs history:

MOST RECEIVING TDs IN CHIEFS HISTORY (SINGLE SEASON)					
PLAYER	YEAR	REC	YDS	TDs	
1. <b>TYREEK HILL</b>	<b>2020</b>	<b>87</b>	<b>1,276</b>	<b>15</b>	
Dwayne Bowe	2010	72	1,162	15	
3. <b>TYREEK HILL</b>	<b>2018</b>	<b>87</b>	<b>1,479</b>	<b>12</b>	
Chris Burford	1962	45	645	12	
5. Travis Kelce	2022	110	1,338	12	

- His 111 receptions in 2021 were a Chiefs single-season record:

MOST RECEPTIONS IN CHIEFS HISTORY (SINGLE SEASON)					
PLAYER	YEAR	REC	YDS	TDs	
1. <b>TYREEK HILL</b>	<b>2021</b>	<b>111</b>	<b>1,239</b>	<b>9</b>	
2. Travis Kelce	2022	110	1,338	12	
3. Travis Kelce	2020	105	1,416	11	
4. Travis Kelce	2018	103	1,336	10	
5. Tony Gonzalez	2004	102	1,258	7	

- His 269 receiving yards on Nov. 29, 2020 vs. Tampa Bay were the 2nd-most in a single game in Chiefs history and most by any NFL player since Oct. 2, 2016 (Julio Jones).
- His 1,479 receiving yards in 2018 were a Chiefs single-season record:

MOST RECEIVING YARDS IN CHIEFS HISTORY (SINGLE SEASON)					
PLAYER	YEAR	REC	YDS	TDs	
1. <b>TYREEK HILL</b>	<b>2018</b>	<b>87</b>	<b>1,479</b>	<b>12</b>	
2. Travis Kelce	2020	105	1,416	11	
3. Derrick Alexander	2000	78	1,391	10	
4. Carlos Carson	1983	80	1,351	7	
5. Travis Kelce	2022	110	1,338	12	

- Is a 3-time team captain (2022-24).

## 2024 (MIAMI):

- Started all 17 games.
- 81 receptions for 959 yards (11.8 avg.) and 6 TDs.
- 8 carries for 53 yards (6.6 avg.).

- 3 punt returns for 31 yards (10.3 avg.).
- 2 miscellaneous tackles.
- Served as a team captain.

**VS. JACKSONVILLE (9/8):** 7 receptions for 130 yards (18.6 avg.) and 1 TD; 1 punt return for 11 yards.

- Caught an 80-yard TD pass from QB Tua Tagovailoa in the 3rd quarter.
- It was the longest reception of his career.

**VS. ARIZONA (10/27):** 6 receptions for 72 yards (12.0 avg.).

**AT L.A. RAMS (11/3):** 3 receptions for 16 yards (5.3 avg.) and 1 TD; 2 carries for 11 yards (5.5 avg.).

- Caught a 1-yard TD reception from QB Tua Tagovailoa to extend Miami's lead to 17-6 with 5:32 remaining in the 3rd quarter.

**VS. LAS VEGAS (11/17):** 7 receptions for 61 yards (8.7 avg.) and 1 TD.

- Caught an 8-yard TD pass from QB Tua Tagovailoa to extend Miami's lead to 17-6 with 4:13 remaining in the 3rd quarter.

**AT GREEN BAY (11/28):** 6 receptions for 83 yards (13.8 avg.) and 1 TD.

- Caught a 12-yard TD pass from QB Tua Tagovailoa with 3:04 remaining in the 4th quarter.

**VS. N.Y. JETS (12/8):** 10 receptions for 115 yards (11.5 avg.) and 1 TD; 1 carry for 6 yards.

- Caught a 4-yard TD pass from QB Tua Tagovailoa on 4th-and-goal to tie the game with 9:04 remaining in the 4th quarter.

**VS. SAN FRANCISCO (12/22):** 3 receptions for 29 yards (9.7 avg.) and 1 TD.

- Caught a 3-yard TD pass from QB Tua Tagovailoa to give Miami a 13-7 lead with 3:20 remaining in the 2nd quarter.

**AT CLEVELAND (12/29):** 9 receptions for 105 yards (11.7 avg.); 1 punt return for 18 yards.

## HONORS:

- No. 1 on the NFL Network Top 100 list.

## 2023 (MIAMI):

- Started 16 games.
- Inactive for 1 game.
- 119 receptions for 1,799 yards (15.1 avg.) and 13 TDs.
- 6 carries for 15 yards (2.5 avg.).
- 5 miscellaneous tackles.
- Served as a team captain.
- Broke the franchise record for single-season receiving yards, which he had previously set (1,710) in 2022.
- Tied the franchise record for single-season receptions, which he had previously set (119) in 2022.

- His 1,799 receiving yards made him the 1st Dolphins player to ever lead the league in receiving yards in a full season.

**AT L.A. CHARGERS (9/10):** 11 receptions for 215 yards (19.5 avg.) and 2 TDs.

- His 215 receiving yards were 3rd most by an NFL player in a Week 1 game and 4th most in single-season team history.
- It marked the 10th time in his career (including postseason) he had at least 10+ receptions and 150+ receiving yards in a game.

- Caught a 35-yard TD from QB Tua Tagovailoa in the 3rd quarter.
- Caught the game-winning 4-yard TD from QB Tua Tagovailoa in the 4th quarter.

**VS. N.Y. GIANTS (10/8):** 8 receptions for 181 yards (22.6 avg.) and 1 TD.

- Caught a 64-yard pass from QB Tua Tagovailoa with 14:06 left in the 2nd quarter.
- Caught a 69-yard TD pass from QB Tua Tagovailoa on Miami's 1st possession of the 3rd quarter.

**VS. CAROLINA (10/15):** 6 receptions for 163 yards (27.2 avg.) and 1 TD.

- Caught a 41-yard TD pass from QB Tua Tagovailoa to give Miami a 21-14 halftime lead.
- It marked his 12th career game with at least 150 receiving yards and 1 TD, tying WR Calvin Johnson for the 3rd most such games in a player's 1st 8 seasons in NFL history. They trail Pro Football Hall of Fame wide receivers Lance Alworth (16) and Jerry Rice (14).
- Became 1st player in NFL history to record 4 games of 150+ receiving yards in his team's 1st 6 games of a season.

**VS. NEW ENGLAND (10/29):** 8 receptions for 112 yards (14.0) and 1 TD.

- Caught a 42-yard TD pass from QB Tua Tagovailoa with 0:22 left in the 1st quarter.
- Became the 1st player in the Super Bowl era to surpass 1,000 receiving yards in his team's 1st 8 games.

**AT WASHINGTON (12/3):** 5 receptions for 157 yards (31.4 avg.) and 2 TDs; 2 carries for -4 yards (-2.0 avg.).

- Caught a 78-yard TD pass from QB Tua Tagovailoa on Miami's 1st drive of the game.
- Caught a 60-yard TD pass from QB Tua Tagovailoa in the 2nd quarter.
- Became the 1st player in NFL history with 150+ receiving yards and 1 TD reception in 5 games in a season.

**AT BALTIMORE (12/31):** 6 receptions for 76 yards (12.7 avg.); 1 carry for 0 yards.

- Broke the franchise record for single-season receiving yards he previously set (1,710 in 2022) with a 9-yard reception in the 2nd quarter.
- Became the 1st player in NFL history to have multiple seasons of 1,700+ receiving yards in a career.
- Joined WR Marvin Harrison as the only players in NFL history with 700+ receptions, 10,000+ receiving yards and 75+ TD receptions in his 1st 8 seasons.

#### POSTSEASON:

**AFC WILD CARD AT KANSAS CITY (1/13):** 5 receptions for 62 yards (12.4 avg.) and 1 TD.

- Caught a 53-yard TD pass from QB Tua Tagovailoa with 14:01 remaining in the 2nd quarter.
- Became the 4th player in NFL history to top 1,200 receiving yards in his 1st 15 career postseason games, joining WR Jerry Rice (1,306), TE Travis Kelce (1,291) and WR Michael Irvin (1,283).

#### PRO BOWL:

- Selected to the Pro Bowl for the 8th time in his career and his 5th as a starter.

- His 8-year Pro Bowl selection streak is the 2nd-longest active streak to begin a career behind Aaron Donald (10).

#### HONORS:

- Unanimous 1st-team All-Pro.
- PFWA All-NFL.
- PFWA All-AFC.
- Recipient of the Dan Marino Team MVP Award.
- AFC Offensive Player of the Month (October).
- No. 7 on the NFL Network Top 100 list.

#### 2022 (MIAMI):

- Started all 17 games.
- 119 receptions for 1,710 yards (14.4 avg.) and 7 TDs.
- 7 carries for 32 yards (4.6 avg.) and 1 TD.
- 2 punt returns for -4 yards (-2.0 avg.).
- 1 miscellaneous fumble return TD.
- 4 miscellaneous tackles.
- Served as a team captain.
- Broke the franchise record for single-season receiving yards, which had stood for nearly 40 years (Mark Clayton, 1,389 yards in 1984).
- Broke the franchise record for single-season receptions, which was held by Jarvis Landry (112) since 2017.
- His 1,710 receiving yards were the most in NFL history for a player in his 1st season with a team.

**VS. NEW ENGLAND (9/11):** 8 receptions for 94 yards (11.8 avg.); 1 carry for 6 yards.

- His 94 receiving yards were the most by a Dolphins newcomer in a Week 1 game in franchise history.
- It was the most receiving yards by a Dolphins player in Week 1 since Sept. 9, 2018 (Kenny Stills vs. Ten., 106)

**AT BALTIMORE (9/18):** 11 receptions for 190 yards (17.3 avg.) and 2 TDs.

- Joined WR Jaylen Waddle as the only NFL teammates during the Super Bowl era to total at least 170 receiving yards and 2 receiving TDs in the same game.
- It was his 4th career game with at least 10 receptions, 150 receiving yards and 2 receiving TDs joining Hall of Fame WR Jerry Rice as the only players in NFL history to accomplish that feat.
- His 190 receiving yards were the most by a Dolphins player in a single game since Sept. 30, 2012 (Brian Hartline, 253).
- Caught a 48-yard TD from QB Tua Tagovailoa in the 4th quarter.
- Caught a 60-yard TD from QB Tua Tagovailoa in the 4th quarter.

**AT CINCINNATI (9/29):** 10 receptions for 160 yards (16.0 avg.).

- Topped 100 receiving yards for the 24th time in his career.
- It marked the 8th time in his career (including postseason) he had at least 10+ receptions and 150+ receiving yards in a game.

**VS. MINNESOTA (10/16):** 12 receptions for 177 yards (14.8 avg.).

- Became the 1st player in NFL history to catch 10+ passes and have 150+ receiving yards in 3 of his team's 1st 6 games of a season.

- Set Dolphins record for most receiving yards (701) through 1st 6 games of a season.

**AT DETROIT (10/30):** 12 receptions for 188 yards (15.7 avg.).

- Topped 160 receiving yards for the 4th time in just 8 games with the Dolphins, moving into 2nd place in team history for most 160+ yard games.
- Joined WR Roy Green (1984) as the only two players in NFL history to have 150+ receiving yards in 4 of his team's 1st 8 games of a season.

**AT CHICAGO (11/6):** 7 receptions for 143 yards (20.4 avg.) and 1 TD.

- Caught a 3-yard TD pass from QB Tua Tagovailoa in the 2nd quarter.
- Topped 1,000 receiving yards for the season, becoming the 1st Dolphins player to do so in 9 games.
- It was the 5th 1,000-yard season of his career.

**AT L.A. CHARGERS (12/11):** 4 receptions for 81 yards (20.3 avg.) and 1 TD.

- Caught a 60-yard TD pass from QB Tua Tagovailoa in the 3rd quarter to bring Miami within 3 points.
- Returned an offensive fumble 57 yards for a TD in the 2nd quarter.
- Broke the franchise record for single-season receiving yards (Mark Clayton, 1,389 yards in 1984) with an 11-yard reception in the 1st quarter.
- Also caught his 100th pass of the season in the game, becoming the 3rd player in Dolphins history to record triple-digit receptions in a season.

**VS. GREEN BAY (12/25):** 4 receptions for 103 yards (25.8 avg.).

- Broke the franchise's single-season receptions record with his final catch of the game, a mark that was held by Jarvis Landry (112) since 2017.

#### POSTSEASON:

**AFC WILD CARD AT BUFFALO (1/15):** 7 receptions for 69 yards (9.9 avg.); 2 carries for 5 yards (2.5 avg.); 2-point conversion reception.

- Became the 6th player in NFL history to total 50+ receiving yards in at least 9 consecutive postseason games.

#### PRO BOWL:

- Selected to the Pro Bowl for the 7th time in his career and his 4th as a starter.
- Became the 2nd WR in NFL history to make the Pro Bowl in each of his 1st 7 seasons (AJ Green).

#### HONORS:

- 1st-team All-Pro.
- PFWA All-NFL.
- PFWA All-AFC.
- Recipient of the Dan Marino Team MVP Award.
- No. 15 on the NFL Network Top 100 list.

### 2021 (KANSAS CITY):

- Played in 17 games with 16 starts.
- 111 receptions for 1,239 yards (11.2 avg.) and 9 TDs.
- 9 carries for 96 yards (10.7 avg.).
- His 111 receptions were a Chiefs single-season record.

**VS. CLEVELAND (9/12):** 11 receptions for 197 yards (17.9 avg.) and 1 TD; 1 carry for 4 yards.

- Caught a 75-yard TD pass from QB Patrick Mahomes to cut Cleveland's lead to 29-27.

**AT PHILADELPHIA (10/3):** 11 receptions for 186 yards (16.9 avg.) and 3 TDs.

- Caught a 6-yard TD pass from QB Patrick Mahomes in the 2nd quarter to give Kansas City a 14-10 lead.
- Caught a 12-yard TD pass from QB Patrick Mahomes in the 4th quarter to give Kansas City a 35-23 lead.
- Caught a 44-yard TD pass from QB Patrick Mahomes to give Kansas City a 42-23 lead in the 4th quarter.

**AT L.A. CHARGERS (12/16):** 12 receptions for 148 yards (12.3 avg.) and 1 TD.

- Caught a 1-yard TD pass from QB Patrick Mahomes to tie the game at 21-21 in the 4th quarter.

#### POSTSEASON:

**AFC WILD CARD VS. PITTSBURGH (1/16):** 5 receptions for 57 yards (11.4 avg.) and 1 TD; 1 punt return for -8 yards.

- Caught a 31-yard TD pass from QB Patrick Mahomes to give Kansas City a 35-7 lead.

**AFC DIVISIONAL VS. BUFFALO (1/23):** 11 receptions for 150 yards (13.6 avg.) and 1 TD; 1 carry for -2 yards; 1 punt return for 45 yards.

- Caught a 64-yard TD pass from QB Patrick Mahomes to give Kansas City a 33-29 lead in the 4th quarter.

**AFC CHAMPIONSHIP VS. CINCINNATI (1/30):** 7 receptions for 78 yards (11.1 avg.) and 1 TD.

- Caught a 10-yard TD pass from QB Patrick Mahomes to give Kansas City a 7-0 lead in the 1st quarter.

#### PRO BOWL:

- Selected to the Pro Bowl for the 6th time in his career and his 3rd as a starter.
- Became the 2nd WR in NFL history to make the Pro Bowl in each of his 1st 6 seasons (AJ Green).

#### HONORS:

- No. 15 on the NFL Network Top 100 list.

### 2020 (KANSAS CITY):

- Started 15 games.
- Inactive for 1 game.
- 87 receptions for 1,276 yards (14.7 avg.) and 15 TDs.
- 13 carries for 123 yards (9.5 avg.) and 2 TDs.
- 1 punt return for 0 yards.
- His 15 receiving TDs tied a single-season Chiefs record (Dwayne Bowe, 2010).

**VS. CAROLINA (11/8):** 9 receptions for 113 yards (12.6 avg.) and 2 TDs; 1 carry for 8 yards.

- Caught a 28-yard TD pass from QB Patrick Mahomes in the 4th quarter to give Kansas City a 26-17 lead.
- Caught a 2-yard TD pass from QB Patrick Mahomes to give Kansas City a 33-24 lead in the 4th quarter.

**AT LAS VEGAS (11/22):** 11 receptions for 102 yards (9.3 avg.) and 1 TD; 2 carries for -2 yards (-1.0 avg.).

- Caught a 3-yard TD pass from QB Patrick Mahomes to tie the game at 7-7 in the 1st quarter.

**AT TAMPA BAY (11/29):** 13 receptions for 269 yards (20.7 avg.) and 3 TDs.

- His 269 receiving yards were the most receiving yards in an NFL game since WR Julio Jones had 300 on Oct. 2, 2016 vs. Carolina, and the 2nd-most in a single game in Chiefs history (Stephone Paige, 309, 12/22/85).
- His 203 receiving yards in the 1st quarter made him the 3rd NFL player since 1980 with at least 200 receiving yards in a single quarter and 2nd-most in a 1st quarter (Lee Evans, 205, 11/19/06).
- Caught a 75-yard TD pass from QB Patrick Mahomes to give Kansas City a 10-0 lead in the 1st quarter.
- Caught a 44-yard TD pass from QB Patrick Mahomes to extend Kansas City's lead to 17-0 in the 1st quarter.
- Caught a 20-yard TD pass from QB Patrick Mahomes in the 3rd quarter to give Kansas City a 27-10 lead.

#### POSTSEASON:

**AFC DIVISIONAL VS. CLEVELAND (1/17):** 8 receptions for 110 yards (13.8 avg.); 3 carries for 9 yards (3.0 avg.).

**AFC CHAMPIONSHIP VS. BUFFALO (1/24):** 9 receptions for 172 yards (19.1 avg.).

**SUPER BOWL LV VS. TAMPA BAY (2/7):** 7 receptions for 73 yards (10.4 avg.); 1 carry for 5 yards; 1 punt return for 0 yards.

#### PRO BOWL:

- Selected to the Pro Bowl for the 5th time in his career and his 2nd as a starter.

#### HONORS:

- 1st-team All-Pro.
- AFC Offensive Player of the Week (at Tampa Bay, 11/29).
- PFWA All-AFC.
- No. 22 on the NFL Network Top 100 list.

### 2019 (KANSAS CITY):

- Started 12 games.
- Inactive for 4 games.
- 58 receptions for 860 yards (14.8 avg.) and 7 TDs.
- 8 carries for 23 yards (2.9 avg.).
- 1 punt return for 0 yards.

**VS. HOUSTON (10/13):** 5 receptions for 80 yards (16.0 avg) and 2 TDs.

- Caught a 46-yard TD pass from QB Patrick Mahomes to give Kansas City a 7-0 lead in the 1st quarter.
- Caught a 6-yard pass from QB Patrick Mahomes in the 3rd quarter to give Kansas City a 24-23 lead.

**VS. MINNESOTA (11/3):** 6 receptions for 140 yards (23.3 avg.) and 1 TD; 1 carry for 5 yards.

- Caught a 40-yard TD pass from QB Patrick Mahomes in the 1st quarter to give Kansas City a 7-0 lead.

**AT TENNESSEE (11/10):** 11 receptions for 157 yards (14.3 avg.) and 1 TD; 1 carry for 3 yards.

- Caught an 11-yard TD pass from QB Patrick Mahomes to give Kansas City a 20-13 lead in the 3rd quarter.

**VS. DENVER (12/15):** 5 receptions for 67 yards (13.4 avg.) and 2 TDs; 1 carry for 1 yard.

- Caught a 41-yard TD pass from QB Patrick Mahomes to give Kansas City a 7-0 lead in the 1st

quarter.

- Caught a 5-yard TD pass from QB Patrick Mahomes in the 3rd quarter to give Kansas City a 22-3 lead.

#### POSTSEASON:

**AFC DIVISIONAL VS. HOUSTON (1/12):** 3 receptions for 41 yards (13.7 avg.); 1 carry for 4 yards; 1 punt return for 0 yards.

**AFC CHAMPIONSHIP VS. TENNESSEE (1/19):** 5 receptions for 67 yards (13.4 avg.) and 2 TDs; 1 carry for 7 yards; 1 kickoff return for 19 yards.

- Caught an 8-yard TD pass from QB Patrick Mahomes to cut Tennessee's lead to 10-7 in the 1st quarter.
- Caught a 20-yard TD pass from QB Patrick Mahomes to cut Tennessee's lead to 17-14 in the 2nd quarter.

**SUPER BOWL LIV VS. SAN FRANCISCO (2/2):** 9 receptions for 105 yards (11.7 avg.).

#### PRO BOWL:

- Selected to the Pro Bowl for the 4th time in his career.

#### HONORS:

- No. 19 on the NFL Network Top 100 list.

### 2018 (KANSAS CITY):

- Started all 16 games.
- 87 receptions for 1,479 yards (17.0 avg.) and 12 TDs.
- 22 carries for 151 yards (6.9 avg.) and 1 TD.
- 20 punt returns for 213 yards (10.7 avg.) and 1 TD.
- His 1,479 receiving yards were a Chiefs single-season record.
- His 12 receiving TDs were tied for 2nd-most in a single season in Chiefs history at the time.

**AT L.A. CHARGERS (9/9):** 7 receptions for 169 yards (24.1 avg.) and 2 TDs; 2 carries for 4 yards (2.0 avg.); 2 punt returns for 95 yards (47.5 avg.) and 1 TD.

- Returned a punt 91 yards for a TD in the 1st quarter to give Kansas City a 7-0 lead.
- Caught a 58-yard TD pass from QB Patrick Mahomes in the 1st quarter to give Kansas City a 14-3 lead.
- Caught a 1-yard TD pass from QB Patrick Mahomes to give Kansas City a 38-20 lead in the 4th quarter.

**AT NEW ENGLAND (10/14):** 7 receptions for 142 yards (20.3 avg.) and 3 TDs.

- Caught a 14-yard TD pass from QB Patrick Mahomes in the 3rd quarter to cut New England's lead to 27-15.
- Scored on a 1-yard TD pass from QB Patrick Mahomes to give Kansas City a 33-30 advantage.
- Caught a 75-yard TD pass from QB Patrick Mahomes to tie the game at 40-40 in the 4th quarter.

**VS. ARIZONA (11/11):** 7 receptions for 117 yards (16.7 avg.) and 2 TDs; 1 carry for 20 yards; 2 punt returns for 0 yards (0.0 avg.).

- Caught a 37-yard TD pass from QB Patrick Mahomes on Kansas City's opening possession.
- Caught a 14-yard TD pass from QB Patrick Mahomes to give Kansas City a 20-7 lead in the 2nd quarter.

#### POSTSEASON:

**AFC DIVISIONAL VS. INDIANAPOLIS (1/12):** 8 receptions for 72 yards (9.0 avg.); 1 carry for 36 yards and 1 TD; 5 punt returns for 6 yards (1.2 avg.).

- Scored on a 36-yard TD run to give Kansas City a 14-0 lead in the 1st quarter.

**AFC CHAMPIONSHIP VS. NEW ENGLAND (1/20):** 1 reception for 42 yards; 1 punt return for -11 yards.

#### PRO BOWL:

- Selected to start in the Pro Bowl for the 1st time in his career and his 3rd overall Pro Bowl selection.

#### HONORS:

- 1st-team All-Pro.
- No. 40 on the NFL Network Top 100 list.

#### 2017 (KANSAS CITY):

- Played in 15 games with 13 starts.
- Inactive for 1 game.
- 75 receptions for 1,183 yards (15.8 avg.) and 7 TDs.
- 17 carries for 59 yards (3.5 avg.).
- 25 punt returns for 204 yards (8.2 avg.) and 1 TD.

**AT NEW ENGLAND (9/7):** 7 receptions for 133 yards (19.0 avg.) and 1 TD; 2 carries for 5 yards (2.5 avg.); 2 punt returns for 7 yards (3.5 avg.).

- Caught a 75-yard TD pass from QB Alex Smith in the 3rd quarter to give Kansas City a 21-17 lead.

**AT HOUSTON (10/8):** 4 receptions for 68 yards (17.0 avg.); 2 punt returns for 75 yards (37.5 avg.) and 1 TD.

- Scored on an 82-yard punt return to give Kansas City a 39-20 lead in the 4th quarter.

**AT OAKLAND (10/19):** 6 receptions for 125 yards (20.8 avg.) and 1 TD; 2 carries for 7 yards (3.5 avg.); 2 punt returns for 13 yards (6.5 avg.).

- Caught a 64-yard TD pass from QB Alex Smith to give Kansas City a 17-14 lead in the 2nd quarter.

**AT N.Y. JETS (12/3):** 6 receptions for 185 yards (30.8 avg.) and 2 TDs; 1 punt return for 24 yards.

- Caught a 79-yard TD pass from QB Alex Smith to tie the game at 24-24 in the 3rd quarter.
- Caught a 40-yard TD pass from QB Alex Smith to give Kansas City a 31-30 lead in the 4th quarter.

#### POSTSEASON:

**AFC WILD CARD VS. TENNESSEE (1/6):** 7 receptions for 87 yards (12.4 avg.); 1 carry for 14 yards; 1 kickoff return for 17 yards; 2 punt returns for 8 yards (4.0 avg.).

#### PRO BOWL:

- Selected to the Pro Bowl as a return specialist for the 2nd time in his career.

#### HONORS:

- No. 36 on the NFL Network Top 100 list.

#### 2016 (KANSAS CITY):

- Played in all 16 games with 1 start.
- 61 receptions for 593 yards (9.7 avg.) and 6 TDs.
- 24 carries for 267 yards (11.1 avg.) and 3 TDs.
- 14 kickoff returns for 384 yards (27.4 avg.) and 1 TD.
- 39 punt returns for 592 yards (15.2 avg.) and 2 TDs.

**VS. SAN DIEGO (9/11):** 1 reception for 9 yards and

1 TD; 3 punt returns for 35 yards (11.7 avg.).

- Caught a 9-yard TD pass from QB Alex Smith in the 3rd quarter.
- It was his first NFL reception and TD.
- Made his NFL debut.

**AT DENVER (11/27):** 9 receptions for 52 yards (5.8 avg.) and 1 TD; 1 carry for 3 yards and 1 TD; 1 kickoff return for 86 yards and 1 TD; 2 punt returns for 28 yards (14.0 avg.).

- Returned a kickoff 86 yards for a TD to give Kansas City a 9-0 lead in the 2nd quarter.
- Scored on a 3-yard TD run in the 3rd quarter to give Kansas City a 16-10 lead.
- Caught a 2-yard TD pass from QB Alex Smith to tie the game at 24-24 with 15 seconds left in the 4th quarter.

- He became the first player to record a rushing touchdown, receiving touchdown and a kick return touchdown in a single game since Chicago's Gale Sayers did so against Minnesota on Oct. 17, 1965.

**VS. OAKLAND (12/8):** 6 receptions for 66 yards (11.0 avg.) and 1 TD; 1 carry for 2 yards; 1 kickoff return for 25 yards; 6 punt returns for 99 yards (16.5 avg.) and 1 TD.

- Caught a 36-yard TD pass from QB Alex Smith in the 2nd quarter to give Kansas City a 7-3 lead.
- Returned a punt for a 78-yard TD to give Kansas City a 21-3 lead in the 2nd quarter.

**AT SAN DIEGO (1/1):** 5 receptions for 46 yards (9.2 avg.); 3 carries for 15 yards (5.0 avg.); 1 punt return for 95 yards and 1 TD.

- Returned a punt 95 yards for a TD to give Kansas City a 34-17 lead in the 3rd quarter.

#### POSTSEASON:

**AFC DIVISIONAL VS. PITTSBURGH (1/15):** 4 receptions for 27 yards (6.8 avg.); 3 carries for 18 yards (6.0 avg.); 4 kickoff returns for 72 yards (18.0 avg.).

#### PRO BOWL:

- Selected to the Pro Bowl as a return specialist for the 1st time in his career.

#### HONORS:

- 1st-team All-Pro.
- PFWA All-NFL.
- PFWA All-AFC.
- PFWA All-Rookie.
- Pepsi NFL Rookie of the Week (at San Diego, 1/1).
- AFC Special Teams Player of the Month (December)
- AFC Special Teams Player of the Week (vs. Oakland, 12/8).
- AFC Offensive Player of the Week (at Denver, 11/27).

#### BEFORE THE NFL

#### COLLEGE (WEST ALABAMA):

- 1-year starter (2015).
- Transferred to West Alabama from Oklahoma State following his junior season (2014).
- Transferred to Oklahoma State from Garden City Community College following his sophomore season (2013).

**CAREER (AT WEST ALABAMA):** Played in 11 games; 27 receptions for 444 yards (16.4 avg.) and 3 TDs; 25 carries for 237 yards (9.5 avg.) and 1 TD; 20 kickoff returns for 487 yards (24.4 avg.) and 2 TDs.; 20 punt returns for 257 yards (12.9 avg.) and 2 TDs.

**SENIOR (2015 AT WEST ALABAMA):** Played in 11 games; 27 receptions for 444 yards (16.4 avg.) and 3 TDs; 25 carries for 237 yards (9.5 avg.) and 1 TD; 20 kickoff returns for 487 yards (24.4 avg.) and 2 TDs.; 20 punt returns for 257 yards (12.9 avg.) and 2 TDs.

**JUNIOR (2014 AT OKLAHOMA STATE):** Played in 12 games; 31 receptions for 281 yards (9.1 avg.) and 1 TD; 102 carries for 534 yards (5.2 avg.) and 1 TD; 30 kickoff returns for 740 yards (24.7 avg.) and 2 TDs; 27 punt returns for 256 yards (9.5 avg.) and 1 TD.

- Big-12 Newcomer of the Year.
- 2nd-team All-Big 12 returner.
- Also competed in track and field and was an Indoor All-American in the 200-meter dash.

**SOPHOMORE (2013 AT GARDEN CITY):** 32 receptions for 532 yards (16.6 avg.) and 6 TDs; 101 carries for 659 yards (6.5 avg.) and 5 TDs.

- Also competed in track and field.

**TRUE FRESHMAN (2012 AT GARDEN CITY):** 34 receptions for 661 yards (19.4 avg.) and 5 TDs; 59 carries for 295 yards (5.0 avg.) and 2 TDs.

**HIGH SCHOOL (COFFEE HS – DOUGLAS, GA.)**

- Also competed in track and field and was a state champion sprinter and long jumper.

**OFF THE FIELD**

**COMMUNITY:**

- Established the Tyreek Hill Family Foundation to empower at-risk youth through education and wellness initiatives including scholarships, mentorship programs and football events.

**2024:**

- Through his Tyreek Hill Family Foundation, hosted a surprise holiday gift event at Hard Rock Stadium for local Boys & Girls Clubs youth.
- Purchased toys for the holidays and partnered with the North Miami Police Department to distribute and surprise local youth.

**2023:**

- Provided holiday gifts for children with the North Miami Beach Police Athletic League, surprising them with holiday cheer at Hard Rock Stadium.

**2022:**

- Hosted his 2nd annual Tyreek Hill Family Foundation Gala to support mental health by benefitting the Intensive Outpatient Program (IOP) at Nicklaus Children’s Hospital in Miami.

**TYREEK HILL'S NFL REGULAR SEASON STATS**

YEAR	TEAM	GP	GS	RECEIVING					RUSHING				
				REC	YDS	AVG	LG	TD	ATT	YDS	AVG	LG	TD
2016	KANSAS CITY	16	1	61	593	9.7	49	6	24	267	11.1	70t	3
2017	KANSAS CITY	15	13	75	1183	15.8	79t	7	17	59	3.5	16	0
2018	KANSAS CITY	16	16	87	1479	17.0	75t	12	22	151	6.9	33	1
2019	KANSAS CITY	12	12	58	860	14.8	57t	7	8	23	2.9	5	0
2020	KANSAS CITY	15	15	87	1276	14.7	75t	15	13	123	9.5	32t	2
2021	KANSAS CITY	17	16	111	1239	11.2	75t	9	9	96	10.7	33	0
2022	MIAMI	17	17	119	1710	14.4	64	7	7	32	4.6	10	1
2023	MIAMI	16	16	119	1799	15.1	78t	13	6	15	2.5	14	0
2024	MIAMI	17	17	81	959	11.8	80t	6	8	53	6.6	16	0
NFL TOTALS		141	123	798	11098	13.9	80t	82	114	819	7.2	70t	7

**TYREEK HILL'S NFL REGULAR SEASON RETURNING STATS**

		KICKOFF RETURN					PUNT RETURN					
YEAR	TEAM	KR	YDS	AVG	LG	TD	PR	FC	YDS	AVG	LG	TD
2016	KANSAS CITY	14	384	27.4	86t	1	39	8	592	15.2	95t	2
2017	KANSAS CITY	0	0	0.0	-	0	25	9	204	8.2	82t	1
2018	KANSAS CITY	0	0	0.0	-	0	20	3	213	10.7	91t	1
2019	KANSAS CITY	0	0	0.0	-	0	1	0	0	0.0	0	0
2020	KANSAS CITY	0	0	0.0	-	0	1	1	0	0.0	0	0
2021	KANSAS CITY	0	0	0.0	-	0	0	0	0	0.0	-	0
2022	MIAMI	0	0	0.0	-	0	2	2	-4	-2.0	-2	0
2023	MIAMI	0	0	0.0	-	0	0	0	0	0.0	-	0
2024	MIAMI	0	0	0.0	-	0	3	2	31	10.3	18	0
NFL TOTALS		14	384	27.4	86t	1	91	25	1036	11.4	95t	4

**TYREEK HILL'S NFL PLAYOFF STATS**

YEAR	TEAM	GP	GS	RECEIVING					RUSHING				
				REC	YDS	AVG	LG	TD	ATT	YDS	AVG	LG	TD
2016	KANSAS CITY	1	0	4	27	6.8	9	0	3	18	6.0	8	0
2017	KANSAS CITY	1	1	7	87	12.4	45	0	1	14	14.0	14	0
2018	KANSAS CITY	2	2	9	114	12.7	42	0	1	36	36.0	36t	1
2019	KANSAS CITY	3	3	17	213	12.5	44	2	2	11	5.5	7	0
2020	KANSAS CITY	3	3	24	355	14.8	71	0	4	14	3.5	5	0
2021	KANSAS CITY	3	3	23	285	12.4	64t	3	1	-2	-2.0	-2	0
2022	MIAMI	1	1	7	69	9.9	19	0	2	5	2.5	8	0
2023	MIAMI	1	1	5	62	12.4	53t	1	0	0	0.0	-	0
PLAYOFF TOTALS		15	14	96	1212	12.6	71	6	14	96	6.9	36t	1

TYREEK HILL'S NFL PLAYOFF RETURNING STATS

		KICKOFF RETURN					PUNT RETURN					
YEAR	TEAM	KR	YDS	AVG	LG	TD	PR	FC	YDS	AVG	LG	TD
2016	KANSAS CITY	4	72	18.0	21	0	0	0	0	0.0	-	0
2017	KANSAS CITY	1	17	17.0	17	0	2	0	8	4.0	8	0
2018	KANSAS CITY	0	0	0.0	-	0	6	2	-5	-0.8	4	0
2019	KANSAS CITY	1	19	19.0	19	0	1	1	0	0.0	0	0
2020	KANSAS CITY	0	0	0.0	-	0	1	0	0	0.0	0	0
2021	KANSAS CITY	0	0	0.0	-	0	2	0	37	18.5	45	0
2022	MIAMI	0	0	0.0	-	0	0	0	0	0.0	-	0
2023	MIAMI	0	0	0.0	-	0	0	0	0	0.0	-	0
PLAYOFF TOTALS		6	108	18.0	21	0	12	3	40	3.3	45	0

ADDITIONAL STATS

**Special Teams Tackles:** (Kansas City) 6 in 2016.  
**Miscellaneous Tackles:** (Kansas City) 1 in 2016, 1 in 2017, 1 in 2018, 1 in 2019, 1 in 2020, 2 in 2021, (Miami) 4 in 2022, 5 in 2023, 2 in 2024 for total of 18 (P-4).  
**Miscellaneous Fumble Recoveries:** (Kansas City) 2 in 2016, 2 in 2017, 2 in 2018, 1 in 2021, (Miami) 1 in 2022 for total of 8.  
**Miscellaneous Touchdowns:** (Miami) 57-yard fumble return at L.A. Chargers (12/11/22).  
**2-Point Conversions:** (P-1).

SINGLE-GAME CAREER HIGHS

**Receptions:** 13 at Tampa Bay, 11/29/20  
**Receiving Yards:** 269 at Tampa Bay, 11/29/20  
**Longest Reception:** 80t vs. Jacksonville, 9/8/24  
**Receiving TDs:** 3 3 times, last: at Philadelphia, 10/3/21  
**Rushes:** 6 vs. Denver, 12/25/16  
**Rushing Yards:** 95 vs. Denver, 12/25/16  
**Longest Rush:** 70t vs. Denver, 12/25/16  
**Rushing TDs:** 1 7 times, last: at Miami, 12/13/20  
**Kickoff Returns:** 4 vs. Pittsburgh, 1/15/17\*  
**Kickoff Return Yards:** 86 at Denver, 11/27/16  
**Longest Kickoff Return:** 86t vs. Denver, 12/25/16  
**Kickoff Return TDs:** 1 vs. Denver, 12/25/16  
**Punt Returns:** 6 vs. Oakland, 12/8/16  
**Punt Return Yards:** 99 vs. Oakland, 12/8/16  
**Longest Punt Return:** 95t at San Diego, 1/1/17  
**Punt Return TDs:** 1 4 times, last: at L.A. Chargers, 9/9/18

\* AFC Divisional game

100-YARD RECEIVING GAMES (40)

DATE	OPPONENT	REC	YDS	AVG	LG	TD
9/7/17	at New England	7	133	19.0	75t	1
10/19/17	at Oakland	6	125	20.8	64t	1
12/3/17	at N.Y. Jets	6	185	30.8	79t	2
12/24/17	MIAMI	6	109	18.2	52	0
9/9/18	at L.A. Chargers	7	169	24.1	58t	2
10/14/18	at New England	7	142	20.3	75t	3
11/11/18	ARIZONA	7	117	16.7	38	2
11/19/18	at L.A. Rams	10	215	21.5	73t	2
12/9/18	BALTIMORE	8	139	17.4	48	0
12/30/18	OAKLAND	5	101	20.2	67t	1
11/3/19	MINNESOTA	6	140	23.3	41	1
11/10/19	at Tennessee	11	157	14.3	39	1
2/2/20	SAN FRANCISCO*	9	105	11.7	44	0
11/8/20	CAROLINA	9	113	12.6	28t	2
11/22/20	at Las Vegas	11	102	9.3	15	1
11/29/20	at Tampa Bay	13	269	20.7	75t	3
1/17/21	CLEVELAND***	8	110	13.8	26	0
1/24/21	BUFFALO**	9	172	19.1	71	0
9/12/21	CLEVELAND	11	197	17.9	75t	1
10/3/21	at Philadelphia	11	186	16.9	44t	3
12/16/21	at L.A. Chargers	12	148	12.3	40	1
1/23/22	BUFFALO***	11	150	13.6	64t	1
9/18/22	at Baltimore	11	190	17.3	60	2
9/29/22	at Cincinnati	10	160	16.0	64	0
10/16/22	MINNESOTA	12	177	14.8	28	0
10/30/22	at Detroit	12	188	15.7	42	0
11/6/22	at Chicago	7	143	20.4	39	1
12/4/22	at San Francisco	9	146	16.2	45t	1
12/25/22	GREEN BAY	4	103	25.8	52	0
9/10/23	at L.A. Chargers	11	215	19.5	47	2
9/24/23	DENVER	9	157	17.4	54t	1
10/8/23	N.Y. GIANTS	8	181	22.6	69t	1
10/15/23	CAROLINA	6	163	27.2	47	1
10/29/23	NEW ENGLAND	8	112	14.0	42t	1
11/19/23	LAS VEGAS	10	146	14.6	38t	1
11/24/23	at N.Y. Jets	9	102	11.3	35	1
12/3/23	at Washington	5	157	31.7	78t	1
9/8/24	JACKSONVILLE	7	130	18.6	80t	1
12/8/24	N.Y. JETS	10	115	11.5	21	1
12/29/24	at Cleveland	9	105	11.7	25	0

\* Super Bowl LIV

\*\* AFC Championship

\*\*\* AFC Divisional game

2016 GAME-BY-GAME STATS (KANSAS CITY)

DATE	OPPONENT	P/S	REC	YDS	AVG	LG	TD
09/11	SAN DIEGO	1/0	1	9	9.0	9t	1
09/18	at Houston	1/0	2	8	4.0	5	0
09/25	N.Y. JETS	1/0	3	26	8.7	13	0
10/02	at Pittsburgh	1/0	5	24	4.8	10t	1
10/16	at Oakland	1/0	2	20	10.0	12	0
10/23	NEW ORLEANS	1/0	1	38	38.0	38t	1
10/30	at Indianapolis	1/0	5	98	19.6	49	1
11/06	JACKSONVILLE	1/0	3	11	3.7	5	0
11/13	at Carolina	1/0	10	89	8.9	27	0
11/20	TAMPA BAY	1/0	4	53	13.3	42	0
11/27	at Denver	1/0	9	52	5.8	11	1
12/04	at Atlanta	1/1	5	53	10.6	25	0
12/08	OAKLAND	1/0	6	66	11.0	36t	1
12/18	TENNESSEE	1/0	0	0	0.0	-	0
12/25	DENVER	1/0	0	0	0.0	-	0
01/01	at San Diego	1/0	5	46	9.2	20	0
2016 TOTALS		16/1	61	593	9.7	9t	6

DATE	OPPONENT	P/S	REC	YDS	AVG	LG	TD
01/15	PITTSBURGH*	1/0	4	27	6.8	9	0

\* AFC Divisional game

2017 GAME-BY-GAME STATS (KANSAS CITY)

DATE	OPPONENT	P/S	REC	YDS	AVG	LG	TD
09/07	at New England	1/0	7	133	19.0	75t	1
09/17	PHILADELPHIA	1/1	4	43	10.8	18	0
09/24	at L.A. Chargers	1/1	5	77	15.4	30t	1
10/02	WASHINGTON	1/1	5	35	7.0	12	0
10/08	at Houston	1/1	4	68	17.0	38	0
10/15	PITTSBURGH	1/1	5	34	6.8	10	0
10/19	at Oakland	1/0	6	125	20.8	64t	1
10/30	DENVER	1/1	2	38	19.0	25	0
11/05	at Dallas	1/1	2	64	32.0	56t	1
11/19	at N.Y. Giants	1/1	7	68	9.7	38	0
11/26	BUFFALO	1/1	7	41	5.9	11	0
12/03	at N.Y. Jets	1/1	6	185	30.8	79t	2
12/10	OAKLAND	1/1	4	75	18.8	44	0
12/16	L.A. CHARGERS	1/1	5	88	17.6	64t	1
12/24	MIAMI	1/1	6	109	18.2	52	0
12/31	at Denver					INACTIVE	
2017 TOTALS		15/13	75	1183	15.8	79t	7

DATE	OPPONENT	P/S	REC	YDS	AVG	LG	TD
01/06	TENNESSEE*	1/1	7	87	12.4	45	0

\* AFC Wild Card game

2018 GAME-BY-GAME STATS (KANSAS CITY)

DATE	OPPONENT	P/S	REC	YDS	AVG	LG	TD
09/09	at L.A. Chargers	1/1	7	169	24.1	58t	2
09/16	at Pittsburgh	1/1	5	90	18.0	36	1
09/23	SAN FRANCISCO	1/1	2	51	25.5	42	0
10/01	at Denver	1/1	9	54	6.0	15	0
10/07	JACKSONVILLE	1/1	4	61	15.3	36	0
10/14	at New England	1/1	7	142	20.3	75t	3
10/21	CINCINNATI	1/1	7	68	9.7	27	1
10/28	DENVER	1/1	3	70	23.3	40	0
11/04	at Cleveland	1/1	4	69	17.3	40	0
11/11	ARIZONA	1/1	7	117	16.7	38	2
11/19	at L.A. Rams	1/1	10	215	21.5	73t	2
12/02	at Oakland	1/1	1	13	13.0	13	0
12/09	BALTIMORE	1/1	8	139	17.4	48	0
12/13	L.A. CHARGERS	1/1	4	46	11.5	33	0
12/23	at Seattle	1/1	4	74	18.5	32	0
12/30	OAKLAND	1/1	5	101	20.2	67t	1
2018 TOTALS		16/16	87	1479	17.0	75t	12

DATE	OPPONENT	P/S	REC	YDS	AVG	LG	TD
01/12	INDIANAPOLIS*	1/1	8	72	9.0	17	0
01/20	NEW ENGLAND**	1/1	1	42	42.0	42	0
PLAYOFF TOTALS		2/2	9	114	12.7	42	0

\* AFC Divisional game

\*\* AFC Championship

2019 GAME-BY-GAME STATS (KANSAS CITY)

DATE	OPPONENT	P/S	REC	YDS	AVG	LG	TD
09/08	at Jacksonville	1/1	2	16	8.0	8	0
09/15	at Oakland					INACTIVE	
09/22	BALTIMORE					INACTIVE	
09/29	at Detroit					INACTIVE	
10/06	INDIANAPOLIS					INACTIVE	
10/13	HOUSTON	1/1	5	80	16.0	46t	2
10/17	at Denver	1/1	3	74	24.7	57t	1
10/27	GREEN BAY	1/1	6	76	12.7	21	0
11/03	MINNESOTA	1/1	6	140	23.3	41	1
11/10	at Tennessee	1/1	11	157	14.3	39	1
11/18	at L.A. Chargers	1/1	0	0	0.0	-	0
12/01	OAKLAND	1/1	5	55	11.0	17	0
12/08	at New England	1/1	6	62	10.3	21	0
12/15	DENVER	1/1	5	67	13.4	41t	2
12/22	at Chicago	1/1	5	72	14.4	19	0
12/29	L.A. CHARGERS	1/1	4	61	15.3	47	0
2019 TOTALS		12/12	58	860	14.8	57t	7

DATE	OPPONENT	P/S	REC	YDS	AVG	LG	TD
01/12	HOUSTON*	1/1	3	41	13.7	20	0
01/19	TENNESSEE**	1/1	5	67	13.4	26	2
02/02	SAN FRANCISCO***	1/1	9	105	11.7	44	0
PLAYOFF TOTALS		3/3	17	213	12.5	44	2

\* AFC Divisional game

\*\* AFC Championship

\*\*\* Super Bowl LV

## 2020 GAME-BY-GAME STATS (KANSAS CITY)

DATE	OPPONENT	P/S	REC	YDS	AVG	LG	TD
09/10	HOUSTON	1/1	5	46	9.2	15	1
09/20	at L.A. Chargers	1/1	5	99	19.8	54t	1
09/28	at Baltimore	1/1	5	77	15.4	33	1
10/05	NEW ENGLAND	1/1	4	64	16.0	22	1
10/11	LAS VEGAS	1/1	3	78	26.0	37	0
10/19	at Buffalo	1/1	3	20	6.7	8	0
10/25	at Denver	1/1	6	55	9.2	15	1
11/01	N.Y. JETS	1/1	4	98	24.5	41t	2
11/08	CAROLINA	1/1	9	113	12.6	28t	2
11/22	at Las Vegas	1/1	11	102	9.3	15	1
11/29	at Tampa Bay	1/1	13	269	20.7	75t	3
12/06	DENVER	1/1	6	58	9.7	30	0
12/13	at Miami	1/1	3	79	26.3	44t	1
12/20	at New Orleans	1/1	6	53	8.8	19	1
12/27	ATLANTA	1/1	4	65	16.3	31	0
01/03	L.A. CHARGERS		INACTIVE				
2020 TOTALS		15/15	87	1276	14.7	75t	15

DATE	OPPONENT	P/S	REC	YDS	AVG	LG	TD
01/17	CLEVELAND*	1/1	8	110	13.8	26	0
01/24	BUFFALO**	1/1	9	172	19.1	71	0
02/07	at Tampa Bay***	1/1	7	73	10.4	23	0
PLAYOFF TOTALS		3/3	24	355	14.8	71	0

\* AFC Divisional game

\*\* AFC Championship

\*\*\* Super Bowl LV

## 2021 GAME-BY-GAME STATS (KANSAS CITY)

DATE	OPPONENT	P/S	REC	YDS	AVG	LG	TD
09/12	CLEVELAND	1/1	11	197	17.9	75t	1
09/19	at Baltimore	1/1	3	14	4.7	7	0
09/26	L.A. CHARGERS	1/1	5	56	11.2	18	0
10/03	at Philadelphia	1/1	11	186	16.9	44t	3
10/10	BUFFALO	1/1	7	63	9.0	17	0
10/17	at Washington	1/1	9	76	8.4	19	1
10/24	at Tennessee	1/1	6	49	8.2	17	0
11/01	N.Y. GIANTS	1/1	12	94	7.8	15	1
11/07	GREEN BAY	1/1	4	37	9.3	13	0
11/14	at Las Vegas	1/1	7	83	11.9	32	2
11/21	DALLAS	1/1	9	77	8.6	23	0
12/05	DENVER	1/1	2	22	11.0	13	0
12/12	LAS VEGAS	1/1	4	76	19.0	38	0
12/16	at L.A. Chargers	1/1	12	148	12.3	40	1
12/26	PITTSBURGH	1/1	2	19	9.5	10	0
01/02	at Cincinnati	1/1	6	40	6.7	17	0
01/08	at Denver	1/0	1	2	2.0	2	0
2021 TOTALS		17/16	111	1239	11.2	75t	9

DATE	OPPONENT	P/S	REC	YDS	AVG	LG	TD
01/16	PITTSBURGH*	1/1	5	57	11.4	31t	1
01/23	BUFFALO**	1/1	11	150	13.6	64t	1
01/30	CINCINNATI***	1/1	7	78	11.1	33	1
PLAYOFF TOTALS		3/3	23	285	12.4	64t	3

\* AFC Wild Card game

\*\* AFC Divisional game

\*\*\* AFC Championship

## 2022 GAME-BY-GAME STATS (MIAMI)

DATE	OPPONENT	P/S	REC	YDS	AVG	LG	TD
09/11	NEW ENGLAND	1/1	8	94	11.8	26	0
09/18	at Baltimore	1/1	11	190	17.3	60t	2
09/25	BUFFALO	1/1	2	33	16.5	22	0
09/29	at Cincinnati	1/1	10	160	16.0	64	0
10/09	at N.Y. Jets	1/1	7	47	6.7	13	0
10/16	MINNESOTA	1/1	12	177	14.8	28	0
10/23	PITTSBURGH	1/1	7	72	10.3	21	0
10/30	at Detroit	1/1	12	188	15.7	42	0
11/06	at Chicago	1/1	7	143	20.4	39	1
11/13	CLEVELAND	1/1	5	44	8.8	20	1
11/27	HOUSTON	1/1	6	85	14.2	29	0
12/04	at San Francisco	1/1	9	146	16.2	45t	1
12/11	at L.A. Chargers	1/1	4	81	20.3	60t	1
12/17	at Buffalo	1/1	9	69	7.7	20t	1
12/25	GREEN BAY	1/1	4	103	25.8	52	0
01/01	at New England	1/1	4	55	13.8	19	0
01/08	N.Y. JETS	1/1	2	23	11.5	15	0
2022 TOTALS		17/17	119	1710	14.4	64	7

DATE	OPPONENT	P/S	REC	YDS	AVG	LG	TD
01/15	at Buffalo*	1/1	7	69	9.9	19	0

\* AFC Wild Card game

## 2023 GAME-BY-GAME STATS (MIAMI)


DATE	OPPONENT	P/S	REC	YDS	AVG	LG	TD
09/10	at L.A. Chargers	1/1	11	215	19.5	47	2
09/17	at New England	1/1	5	40	8.0	15	1
09/24	DENVER	1/1	9	157	17.4	54t	1
10/01	at Buffalo	1/1	3	58	19.3	20	0
10/08	N.Y. GIANTS	1/1	8	181	22.6	69t	1
10/15	CAROLINA	1/1	6	163	27.2	47	1
10/22	at Philadelphia	1/1	11	88	8.0	27t	1
10/29	NEW ENGLAND	1/1	8	112	14.0	42t	1
11/05	at Kansas City	1/1	8	62	7.8	19	0
11/19	LAS VEGAS	1/1	10	146	14.6	38t	1
11/24	at N.Y. Jets	1/1	9	102	11.3	35	1
12/03	at Washington	1/1	5	157	31.4	78t	2
12/11	TENNESSEE	1/1	4	61	15.3	25	0
12/17	N.Y. JETS		INACTIVE				
12/24	DALLAS	1/1	9	99	11.0	20	0
12/31	at Baltimore	1/1	6	76	12.7	25	0
01/07	BUFFALO	1/1	7	82	11.7	23	1
2023 TOTALS		16/16	119	1799	15.1	78t	13

DATE	OPPONENT	P/S	REC	YDS	AVG	LG	TD
01/13	at Kansas City*	1/1	5	62	12.4	53t	1

\* AFC Wild Card game

## 2024 GAME-BY-GAME STATS (MIAMI)

DATE	OPPONENT	P/S	REC	YDS	AVG	LG	TD
09/08	JACKSONVILLE	1/1	7	130	18.6	80t	1
09/12	BUFFALO	1/1	3	24	8.0	10	0
09/22	at Seattle	1/1	3	40	13.3	17	0
09/30	TENNESSEE	1/1	4	23	5.8	17	0
10/06	at New England	1/1	6	69	11.5	21	0
10/20	at Indianapolis	1/1	1	8	8.0	8	0
10/27	ARIZONA	1/1	6	72	12.0	30	0
11/03	at Buffalo	1/1	4	80	20.0	28	0
11/11	at L.A. Rams	1/1	3	16	5.3	12	1
11/17	LAS VEGAS	1/1	7	61	8.7	18	1
11/24	NEW ENGLAND	1/1	5	48	9.6	20	0
11/28	at Green Bay	1/1	6	83	13.8	30	1
12/08	N.Y. JETS	1/1	10	115	11.5	21	1
12/15	at Houston	1/1	2	36	18.0	21	0
12/22	SAN FRANCISCO	1/1	3	29	9.7	24	1
12/29	at Cleveland	1/1	9	105	11.7	25	0
01/05	at N.Y. Jets	1/1	2	20	10.0	13	0
2024 TOTALS		17/17	81	959	11.8	80t	6



# 8

## JEVÓN HOLLAND

SAFETY // 6-1 // 205 // OREGON '21

ACQUIRED: D2A, '21

HOMETOWN: COQUITLAM, CANADA // BORN: 3/3/00

NFL: FOURTH SEASON // DOLPHINS: FOURTH SEASON



2022, 2023

### NFL CAREER

#### TRANSACTIONS:

- 2nd-round pick (36th overall) by Miami in the 2021 NFL Draft.

#### CAREER HONORS:

- 2023 PFWA All-AFC.
- 2021 PFWA All-Rookie Team.
- NFL Way to Play Award (vs. Atlanta, 10/24/21)

#### CAREER HIGHLIGHTS:

- Played in 60 career games with 57 starts.
- 296 tackles (216 solo), 5.0 sacks, 5 interceptions, 25 passes defended, 5 forced fumbles and 4 fumble recoveries; 1 interception returned for a TD.
- 16 punt returns for 110 yards (6.9 avg.).
- 5 special teams tackles (3 solo).
- Started 1 postseason game.
- Is a 2-time team captain (2022-23).

#### 2024 (MIAMI):

- Started 15 games.
- Inactive for 2 games.
- 62 tackles (42 solo), 1.0 sack, 4 passes defended and 1 forced fumble.

**VS. JACKSONVILLE (9/8):** 3 tackles (2 solo), 1 pass defended and 1 forced fumble.

- Forced RB Travis Etienne Jr. to fumble at the 2-yard line, which was recovered by CB Kader Kohou in the end zone with 2:27 remaining in the 3rd quarter.

**AT L.A. RAMS (11/11):** 3 tackles (2 solo) and 1.0 sack.

- Sacked QB Matthew Stafford for a loss of 12 yards on 3rd-and-7 to force the Rams to settle for a field goal.

**VS. SAN FRANCISCO (12/22):** 4 tackles (3 solo) and 1 pass defended.

**AT N.Y. JETS (1/5):** 7 tackles (4 solo) and 1 pass defended.

- Deflected a pass from QB Aaron Rodgers that led to a LB Tyrel Dodson interception on the Jets' 1st offensive play of the 1st quarter.

#### 2023 (MIAMI):

- Started 12 games.

- Inactive for 5 games.
- 73 tackles (51 solo), 1 interception, 4 passes defended, 3 forced fumbles and 1 fumble recovery; 1 interception returned for a TD.
- 1 solo special teams tackle.
- Served as a team captain.

**AT NEW ENGLAND (9/17):** 11 tackles (6 solo) and 1 pass defended.

- Split a tackle with LB Andrew Van Ginkel to stop OL Cole Strange inches from the line to gain on 4th-and-4 to force a turnover on downs and clinch the victory.

**VS. DENVER (9/24):** 8 tackles (7 solo), 1 pass defended and 3 forced fumbles.

- Stripped WR Courtland Sutton of the ball in the 2nd quarter which was recovered by LB Andrew Van Ginkel and returned to the Denver's 3-yard line.
- Forced WR Jerry Jeudy to fumble out of bounds on the 1st play of the 3rd quarter.
- Forced a WR Courtland Sutton fumble on 3rd-and-6 that was recovered by CB Kader Kohou.
- Became the 1st Dolphin since at least 1991 to force 3 fumbles in a game.

**AT N.Y. JETS (11/24):** 5 solo tackles, 1 interception and 1 pass defended; 1 interception returned for a TD.

- Intercepted a Hail Mary attempt by QB Tim Boyle and returned it 99 yards for a TD on the final play of the 2nd quarter.
- It was the first score of his career.
- It was the longest interception return for a TD by a Dolphin since S Brock Marion (100t) vs. Buffalo on Jan. 6, 2002.

#### POSTSEASON:

**AFC WILD CARD AT KANSAS CITY (1/13):** Inactive.

#### HONORS:

- PFWA All-AFC.

#### 2022 (MIAMI):

- Started all 17 games.
- 93 tackles (76 solo), 1.5 sacks, 2 interceptions, 7 passes defended and 1 forced fumble.
- 3 special teams tackles (1 solo).
- Served as a team captain.

**VS. NEW ENGLAND (9/11):** 3 solo tackles, 1 interception and 1 pass defended.

- Intercepted QB Mac Jones on the first defensive possession of the season after the pass was

deflected by CB Xavien Howard.

**VS. BUFFALO (9/25):** 10 tackles (9 solo), 1.5 sacks, 2 passes defended and 1 forced fumble.

- Strip-sacked QB Josh Allen in the 1st quarter, which was recovered by LB Melvin Ingram.
- Split a sack with LB Jerome Baker on QB Josh Allen in the 4th quarter.

**VS. PITTSBURGH (9/23):** 5 tackles (4 solo), 1 interception and 1 pass defended.

- Intercepted QB Kenny Pickett on a 3rd-and-16 play with 3:06 remaining in the game, returning it 33 yards.

#### POSTSEASON:

**AFC WILD CARD AT BUFFALO (1/15):** 9 tackles (8 solo), 1 interception and 2 passes defended; 1 solo special teams tackle.

- Intercepted QB Josh Allen in the 2nd quarter and returned it 29 yards to set up a Dolphins TD to tie the game just before halftime.

#### 2021 (MIAMI):

- Played in 16 games with 13 starts.
- Inactive for 1 game.
- 68 tackles (47 solo), 2.5 sacks, 2 interceptions, 10 passes defended and 3 fumble recoveries.
- 12 punt returns for 92 yards (7.7 avg.).
- 1 solo special teams tackle.

**AT NEW ENGLAND (9/12):** 2 solo tackles.

- Made his NFL debut.

**VS. HOUSTON (11/7):** 2 tackles (1 solo), 1 interception and 1 pass defended; 3 punt returns for 31 yards (10.3 avg.).

- Intercepted QB Tyrod Taylor on 3rd-and-1 in the 1st quarter.
- It was his 1st career interception.

**VS. BALTIMORE (11/11):** 5 tackles (4 solo), 1.0 sack and 2 passes defended; 1 punt return for 4 yards.

- Sacked QB Lamar Jackson on 3rd-and-9 in the 3rd quarter.

**VS. CAROLINA (11/28):** 1 assisted tackle, 1 pass defended and 1 interception; 2 punt returns for 19 yards (9.5 avg.).

- Intercepted QB Cam Newton on 3rd-and-5 in the 2nd quarter.

#### HONORS:

- PFWA All-Rookie Team.
- NFL Way to Play Award (vs. Atlanta, 10/24).

### BEFORE THE NFL

#### COLLEGE (OREGON):

- 2-year letterman (2018-19) and 1-year starter.

**CAREER:** Played in 27 games with 16 starts; 110 tackles (72 solo), 9 interceptions and 19 passes defended; 1 interception return for a TD; 17 punt returns for 244 yards (14.4 avg.).

- Became the 1st player since Jairus Byrd (2006-07) to lead the team in interceptions in consecutive seasons (2018-19) at Oregon.

- His 9 interceptions from 2018-19 were tied for 3rd most in the FBS in that span.

**JUNIOR (2020):** Did not play.

**SOPHOMORE (2019):** Started all 14 games; 66 tackles (40 solo), 4 interceptions and 8 passes defended; 1 interception return for a TD; 16 punt returns for 244 yards (15.3 avg.).

- 1st-team All-Pac 12.

**TRUE FRESHMAN (2018):** Played in all 13 games with 2 starts; 44 tackles (32 solo), 5 interceptions and 11 passes defended; 1 punt return for 0 yards.

#### HIGH SCHOOL (BISHOP O'DOWD HS - OAKLAND, CALIF.)

- Also played wide receiver.

**SENIOR (2017):** 34 tackles, 5 interceptions and 9 passes defended; 35 receptions for 1,012 receiving yards (28.9 avg.) and 12 TDs; 23 punt returns for 506 yards (22.0 avg.) and 5 TDs.

- East Bay Player of the Year.
- North Coast Section Co-Defensive Player of the Year.

### OFF THE FIELD

#### COMMUNITY:

##### 2023:

- Participated in DCC XIII 35-mile bike ride benefiting Sylvester Comprehensive Cancer Center at UHealth.

##### 2022:

- Rode in the DCC XII 50-mile bike ride, fundraising for cancer research, treatment and awareness at Sylvester Comprehensive Cancer Center at UHealth.

##### 2021:

- Along with fellow Dolphins rookies, teamed up with Neighbors4Neighbors to provide South Florida families with holiday gifts.
- Volunteered at the Miami Dolphins Food Relief Program Thanksgiving meal distribution with Feeding South Florida to provide 1,000 meal boxes to South Florida families.

#### PERSONAL:

- **PRONUNCIATION:** First name is pronounced juh-VON.
- **MAJOR:** Ethnic studies.
- His father, John Robert Holland, played in the CFL for the BC Lions (1990, 1996 and 1997), Edmonton (1993-95) and Saskatchewan Roughriders (1996), and also spent time with San Francisco on the practice squad (1993).
- His older brother, Jamir Holland, spent time in the CFL with the Montreal Alouettes (2019).

JEVÓN HOLLAND'S NFL REGULAR SEASON DEFENSIVE STATS																
YEAR	TEAM	GP	GS	TACKLES					INT	INTERCEPTIONS				PD	FUMBLES	
				TOT	SOLO	ASST	SK	YDS		YDS	LG	TD	FF		FR	
2021	MIAMI	16	13	68	47	21	2.5	24.0	2	0	-	0	10	0	3	
2022	MIAMI	17	17	93	76	17	1.5	7.5	2	64	33	0	7	1	0	
2023	MIAMI	12	12	73	51	22	0.0	0.0	1	99	99t	1	4	3	1	
2024	MIAMI	15	15	62	42	20	1.0	12.0	0	0	-	0	4	1	0	
NFL TOTALS		60	57	296	216	80	5.0	43.5	5	163	99t	1	25	5	4	

JEVÓN HOLLAND'S NFL REGULAR SEASON RETURNING STATS													
YEAR	TEAM	KICKOFF RETURN					PUNT RETURN					LG	TD
		KR	YDS	AVG	LG	TD	PR	FC	YDS	AVG			
2021	MIAMI	0	0	0.0	-	0	12	14	92	7.7	16	0	
2022	MIAMI	0	0	0.0	-	0	4	10	18	4.5	8	0	
2023	MIAMI	0	0	0.0	-	0	0	0	0	0.0	-	0	
2024	MIAMI	0	0	0.0	-	0	0	0	0	0.0	-	0	
NFL TOTALS		0	0	0.0	-	0	16	24	110	6.9	16	0	

JEVÓN HOLLAND'S NFL PLAYOFF DEFENSIVE STATS																
YEAR	TEAM	GP	GS	TACKLES					INT	INTERCEPTIONS				PD	FUMBLES	
				TOT	SOLO	ASST	SK	YDS		YDS	LG	TD	FF		FR	
2022	MIAMI	1	1	9	8	1	0.0	0.0	1	29	29	0	2	0	0	
PLAYOFF TOTALS		1	1	9	8	1	0.0	0.0	1	29	29	0	2	0	0	

ADDITIONAL STATS

**Defensive Touchdown:** 99-yard interception return at N.Y. Jets (11/24/23).

**Special Teams Tackles:** 1 in 2021, 3 in 2022, 1 in 2023 for total of 5 (P-1).

**Miscellaneous Fumble Recoveries:** 1 in 2021.

SINGLE-GAME CAREER HIGHS

**Tackles:** 14

at L.A. Chargers, 9/10/23

**Sacks:** 1.5

vs. Buffalo, 9/25/22

**Interceptions:** 1

6 times, last: at N.Y. Jets, 11/24/23

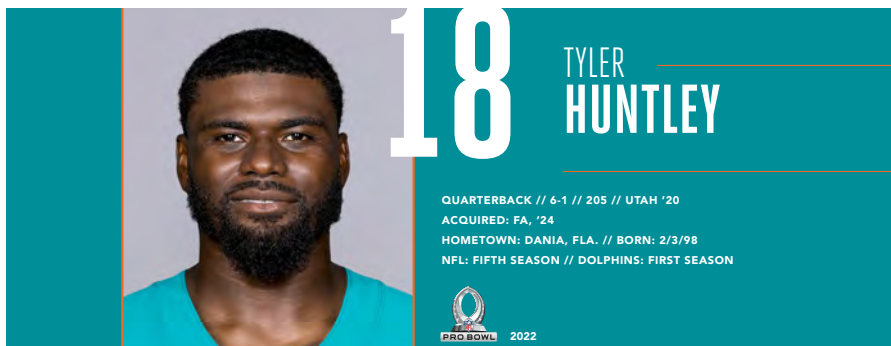
**Passes Defensed:** 2

4 times, last: at Buffalo, 1/15/23\*

**Forced Fumbles:** 3

vs. Denver, 9/24/23

\* AFC Wild Card game



## NFL CAREER

### TRANSACTIONS:

- Signed to Miami's active roster on Sept. 17, 2024.
- Signed to Baltimore's practice squad on Aug. 31, 2024.
- Released by Cleveland on Aug. 29, 2024
- Signed by Cleveland on March 20, 2024.
- Signed to a reserve/future contract with Baltimore on Jan. 17, 2021.
- Signed to Baltimore's practice squad on Sept. 6, 2020.
- Waived by Baltimore on Sept. 5, 2020.
- Signed by Baltimore as an undrafted college free agent on April 27, 2020.

### CAREER HONORS:

- 2022 Pro Bowl selection.

### CAREER HIGHLIGHTS:

- Played in 25 career games with 14 starts.
- 307-of-475 passing (64.6 pct.) for 2,786 yards, 11 TDs and a QB rating of 79.3.
- 141 carries for 644 yards (4.6 avg.) and 5 TDs.
- Appeared in 2 postseason games with 1 start with Baltimore.

### 2024 (CLEVELAND/BALTIMORE/MIAMI):

- Started 5 games with Miami.
- Dressed but did not play in 3 games.
- Inactive for 2 games with Miami.
- Missed 5 games after being placed on injured reserve on Oct. 25 and activated on Nov. 28.
- 86-of-133 passing (64.7 pct.) for 829 yards, 3 TDs and a QB rating of 80.1 with Miami.
- 26 carries for 135 yards (5.2 avg.) and 2 TDs with Miami.
- Spent 2 games on Baltimore's practice squad.
- Spent the offseason and training camp with Cleveland.

**VS. TENNESSEE (9/30):** 14-of-22 passing (63.6 pct.) for 96 yards and a QB rating of 73.3; 8 carries for 40 yards (5.0 avg.) and 1 TD.

- Scored on a 1-yard TD run with 3:36 remaining in the 4th quarter.

- Made his Dolphins debut.

**AT INDIANAPOLIS (10/20):** 7-of-13 passing (53.8 pct.) for 87 yards, 1 TD and a QB rating of 100.5; 5 carries for 20 yards (4.0 avg.).

- Connected with TE Jonnu Smith on a 10-yard TD pass to give Miami a 7-0 lead in the 1st quarter.
- AT CLEVELAND (12/29):** 22-of-26 passing (84.6 pct.) for 225 yards, 1 TD and a QB rating of 115.5; 7 carries for 52 yards (7.4 avg.) and 1 TD.
- Scored on a 13-yard TD run to give Miami a 13-3 lead with 11:12 remaining in the 3rd quarter.
  - Found TE Jonnu Smith for a 7-yard TD pass to extend Miami's lead to 20-3 with 3:43 remaining in the 4th quarter.

### 2023 (BALTIMORE):

- Played in 5 games with 1 start.
- Dressed but did not play in 10 games.
- Inactive for 2 games.
- 21-of-37 passing (56.8 pct.) for 203 yards, 3 TDs and a QB rating of 99.3.
- 15 carries for 55 yards (3.7 avg.).

**VS. SEATTLE (11/5):** 5-of-7 passing (71.4 pct.) for 38 yards, 1 TD and a QB rating of 123.8; 4 carries for 8 yards (2.0 avg.).

- Connected with WR Odell Beckham Jr. on a 6-yard TD pass in the 4th quarter.

**VS. MIAMI (12/31):** 1-of-1 passing (100.0 pct.) for 19 yards, 1 TD and a QB rating of 158.3; 1 carry for -1 yards.

- Found TE Charlie Kolar for a 19-yard TD pass in the 4th quarter.

**VS. PITTSBURGH (1/6):** 15-of-28 passing (53.6 pct.) for 146 yards, 1 TD and a QB rating of 80.4; 8 carries for 40 yards (5.0 avg.).

- Connected with TE Isaiah Likely on a 27-yard TD pass in the 2nd quarter.

### POSTSEASON:

**AFC DIVISIONAL VS. HOUSTON (1/20):** Dressed but did not play.

**AFC CHAMPIONSHIP VS. KANSAS CITY (1/28):** Dressed but did not play.

### 2022 (BALTIMORE):

- Played in 6 games with 2 starts.
- Dressed but did not play in 10 games.
- Inactive for 1 game.
- 75-of-112 passing (67.0 pct.) for 658 yards, 2 TDs and a QB rating of 77.2.
- 43 carries for 137 yards (3.2 avg.) and 1 TD.

**VS. DENVER (12/4):** 27-of-32 passing (84.4 pct.) for 187 yards and a QB rating of 78.0; 10 carries for 41 yards (4.1 avg.) and 1 TD.

- Scored the game-winning TD on a 2-yard rush with 0:31 remaining in the game.
- VS. PITTSBURGH (1/1):** 14-of-21 passing (66.7 pct.) for 130 yards, 1 TD and a QB rating of 79.5; 7 carries for 24 yards (3.4 avg.).
- Connected with TE Isaiah Likely on a 7-yard TD pass to give Baltimore a 10-3 lead in the 2nd quarter.

#### POSTSEASON:

- AFC WILD CARD AT CINCINNATI (1/15):** 17-of-29 passing (58.6 pct.) for 226 yards, 2 TDs and a QB rating of 92.0; 9 carries for 54 yards (6.0 avg.).
- Connected with RB J.K. Dobbins on a 2-yard TD pass for Baltimore's 1st score of the game.
  - Found WR Demarcus Robinson for a 41-yard TD pass to tie the game, 17-17, with 2:13 remaining in the 3rd quarter.

#### HONORS:

- Selected to the Pro Bowl for the 1st time in his career.

#### 2021 (BALTIMORE):

- Played in 7 games with 4 starts.
- Dressed but did not play in 9 games.
- Missed 1 game on the Reserve/COVID-19 list.
- 122-of-188 passing (64.9 pct.) for 1,081 yards, 3 TDs and a QB rating of 76.6.
- 47 carries for 294 yards (6.3 avg.) and 2 TDs.

- AT CHICAGO (11/21):** 26-of-36 passing (72.2 pct.) for 219 yards and a QB rating of 76.0; 7 carries for 40 yards (5.7 avg.).

- Led a five-play, 72 yard game-winning drive with 1:33 remaining in the 4th quarter to help Baltimore secure its 1st ever victory in Chicago.

- AT CLEVELAND (12/12):** 27-of-38 passing (77.1 pct.) for 270 yards, 1 TD and a QB rating of 99.7; 6 carries for 45 yards (7.5 avg.).

- Connected with TE Mark Andrews on an 8-yard TD pass with 1:17 remaining in the 4th quarter.

- VS. GREEN BAY (12/19):** 28-of-40 passing (70.0 pct.) for 215 yards, 2 TDs and a QB rating of 99.5; 13 carries for 73 yards (5.6 avg.) and 2 TDs.

- Found TE Mark Andrews for an 8-yard TD pass to give Baltimore a 7-0 lead in the 1st quarter.
- Connected with TE Mark Andrews on a 9-yard TD pass with 7:39 remaining in the 2nd quarter.
- Scored on a 3-yard run with 4:47 remaining in the 4th quarter to make it a 1-score game.
- Scored on an 8-yard run with 0:42 remaining in the game.

#### 2020 (BALTIMORE):

- Played in 2 games.
- Dressed but did not play in 2 games.
- Spent 12 games on Baltimore's practice squad.

- 3-of-5 passing (60.0 pct) for 15 yards and a QB rating of 64.6.

- 10 carries for 23 yards (2.3 avg.).

- VS. JACKSONVILLE (12/20):** 2-of-4 passing (50.0 pct) for 7 yards and a QB rating of 56.3; 4 carries for 18 yards (4.5 avg.).

- Made his NFL debut.

#### POSTSEASON:

- AFC WILD CARD AT TENNESSEE (1/10):** Dressed but did not play.

- AFC DIVISIONAL AT BUFFALO (1/16):** 6-of-13 (46.2 pct.) for 60 yards; 3 carries for 32 yards (10.7 avg.).

### BEFORE THE NFL

#### COLLEGE (UTAH):

- 4-year letterman (2016-19) and 3-year starter.

- CAREER:** Played in 37 games with 33 starts; 574-of-854 passing (67.2 pct.) for 7,351 yards and 46 TDs; 389 carries for 1,146 yards (2.9 avg.) and 16 TDs; 1 reception for 58 yards and 1 TD.

- SENIOR (2019):** Started all 14 games; 220-of-301 passing (73.1 pct.) for 3,092 yards and 19 TDs; 104 carries for 290 yards (2.8 avg.) and 5 TDs.

- 1st-team Pac-12.

- JUNIOR (2018):** Started 9 games; 150-of-234 passing (64.1 pct.) for 1,788 yards and 12 TDs; 108 carries for 304 yards (2.8 avg.) and 4 TDs.

- Pac-12 All-Academic honorable mention.

- SOPHOMORE (2017):** Started 10 games; 199-of-312 passing (63.8 pct.) for 2,411 yards and 15 TDs; 168 carries for 537 yards (3.2 avg.) and 6 TDs.

- Pac-12 All-Academic honorable mention.

- TRUE FRESHMAN (2016):** Played in 4 games; 5-of-7 passing (71.4 pct.) for 60 yards; 9 carries for 15 yards (1.7 avg.) and 1 TD.

#### HIGH SCHOOL (HALLANDALE HS – HALLANDALE BEACH, FLA.)

- 2-time All-Broward County honors (2014-15).

- SENIOR (2015):** 237-of-387 passing (61.2 pct.) for 3,636 yards and 42 TDs.

- Led team to a 10-3 record and 5A regional finals for the 1st time in school history.
- Set a state record with 71 pass attempts against St. Thomas Aquinas, where he threw for 468 yards.
- Florida Gatorade Football Player of the Year.

- JUNIOR (2014):** 131-of-214 passing (61.2 pct.) for 2,227 yards.

- 2nd-team all-state.

### OFF THE FIELD

#### PERSONAL:

- **MAJOR:** Sociology.

#### TYLER HUNTLEY'S NFL REGULAR SEASON PASSING STATS

YEAR	TEAM	GP	GS	ATT	CMP	PCT	YDS	Y/A	TD	INT	LG	SK/YDS	RATE
2020	BALTIMORE	2	0	5	3	60.0	15	3.0	0	0	8	0/0	64.6
2021	BALTIMORE	7	4	188	122	64.9	1081	5.8	3	4	43	18/107	76.6
2022	BALTIMORE	6	4	112	75	67.0	658	5.9	2	3	40	7/34	77.2
2023	BALTIMORE	5	1	37	21	56.8	203	5.5	3	0	27t	4/28	99.3
2024	MIAMI	5	5	133	86	64.7	829	6.2	3	3	25	15/92	80.1
<b>NFL TOTALS</b>		<b>25</b>	<b>14</b>	<b>475</b>	<b>307</b>	<b>64.6</b>	<b>2786</b>	<b>5.9</b>	<b>11</b>	<b>10</b>	<b>43</b>	<b>44/261</b>	<b>79.3</b>

TYLER HUNTLEY'S NFL PLAYOFF PASSING STATS													
YEAR	TEAM	GP	GS	ATT	CMP	PCT	YDS	Y/A	TD	INT	LG	SK/YDS	RATE
2020	BALTIMORE	1	0	13	6	46.2	60	4.6	0	0	29	1/8	59.8
2022	BALTIMORE	1	1	29	17	58.6	226	7.8	2	1	41t	2/17	92.0
PLAYOFF TOTALS		2	1	42	23	54.8	286	6.8	2	1	41t	3/25	82.0

TYLER HUNTLEY'S NFL REGULAR SEASON RUSHING/RECEIVING STATS													
YEAR	TEAM	GP	GS	RUSHING					RECEIVING				
				ATT	YDS	AVG	LG	TD	REC	YDS	AVG	LG	TD
2020	BALTIMORE	2	0	10	23	2.3	19	0	0	0	0.0	-	0
2021	BALTIMORE	7	4	47	294	6.3	21	2	0	0	0.0	-	0
2022	BALTIMORE	6	4	43	137	3.2	14	1	0	0	0.0	-	0
2023	BALTIMORE	5	1	15	55	3.7	11	0	0	0	0.0	-	0
2024	MIAMI	5	5	26	135	5.2	20	2	0	0	0.0	-	0
NFL TOTALS		25	14	141	644	4.6	21	5	0	0	0.0	-	0

TYLER HUNTLEY'S NFL PLAYOFF RUSHING/RECEIVING STATS													
YEAR	TEAM	GP	GS	RUSHING					RECEIVING				
				ATT	YDS	AVG	LG	TD	REC	YDS	AVG	LG	TD
2020	BALTIMORE	1	0	3	32	10.7	19	0	0	0	0.0	-	0
2022	BALTIMORE	1	1	9	54	6	35	0	0	0	0.0	-	0
PLAYOFF TOTALS		2	1	12	86	7.2	35	0	0	0	0.0	-	0

### ADDITIONAL STATS

**Career Regular Season Record As A Starter:** (Baltimore)  
1-3 in 2021, 2-2 in 2022, 0-1 in 2023, (Miami) 2-3 for total of 5-9 (P-O-1).

**Miscellaneous Fumble Recoveries:** (Baltimore) 1 in 2020, 2 in 2022, (Miami) 3 in 2024 for total of 6.

HUNTLEY'S GAME-WINNING DRIVES (3)					
DATE	OPP	GW SCORE	TIME LEFT	FINAL SCORE	
1. 11/21/21	at Chi.	Freeman 3-yd rush	0:22	16-13	
2. 12/4/22	vs. Den.	Huntley 2-yd rush	0:28	10-9	
3. 10/6/24	at NE	Ingold 3-yd rush	4:27	15-10	

SINGLE-GAME CAREER HIGHS		
<b>Pass Attempts:</b>	41	at N.Y. Jets, 1/5/25
<b>Completions:</b>	28	vs. Green Bay, 12/19/21
<b>Passing Yards:</b>	270	at Cleveland, 12/12/21
<b>TD Passes:</b>	2	vs. Green Bay, 12/19/21
<b>Longest Pass:</b>	43	vs. Green Bay, 12/19/21
<b>Completion Pct. (min. 20 att.):</b>	84.6	at Cleveland, 12/29/24
<b>Passer Rating:</b>	115.5	at Cleveland, 12/29/24
<b>Rush Attempts:</b>	13	vs. Green Bay, 12/19/21
<b>Rushing Yards:</b>	73	vs. Green Bay, 12/19/21
<b>Longest Rush:</b>	21	vs. Pittsburgh, 1/9/22
<b>Rushing TDs:</b>	2	vs. Green Bay, 12/19/21

2020 GAME-BY-GAME STATS (BALTIMORE)										
DATE	OPPONENT	P/S	ATT	CMP	PCT	YDS	TD	INT	LG	SK/YDS
09/13	CLEVELAND					PRACTICE SQUAD				
09/20	at Houston					PRACTICE SQUAD				
09/28	KANSAS CITY					PRACTICE SQUAD				
10/04	at Washington					PRACTICE SQUAD				
10/11	CINCINNATI					PRACTICE SQUAD				
10/18	at Philadelphia					PRACTICE SQUAD				
11/01	PITTSBURGH					PRACTICE SQUAD				
11/08	at Indianapolis					PRACTICE SQUAD				
11/15	at New England					PRACTICE SQUAD				
11/22	TENNESSEE					PRACTICE SQUAD				
12/02	at Pittsburgh					DID NOT PLAY				
12/08	DALLAS					PRACTICE SQUAD				
12/14	at Cleveland					PRACTICE SQUAD				
12/20	JACKSONVILLE	1/0	4	2	50.0	7	0	0	8	0/0
12/27	N.Y. GIANTS					DID NOT PLAY				
01/03	at Cincinnati	1/0	1	1	100.0	8	0	0	8	0/0
2020 TOTALS		2/0	5	3	60.0	15	0	0	8	0/0
DATE	OPPONENT	P/S	ATT	CMP	PCT	YDS	TD	INT	LG	SK/YDS
01/10	at Tennessee*					DID NOT PLAY				
01/16	at Buffalo**	1/0	13	6	46.2	60	0	0	29	1/8

\* AFC Wild Card game  
 \*\* AFC Divisional game

2021 GAME-BY-GAME STATS (BALTIMORE)

DATE	OPPONENT	P/S	ATT	CMP	PCT	YDS	TD	INT	LG	SK/YDS
09/13	at Las Vegas					DID NOT PLAY				
09/19	KANSAS CITY					DID NOT PLAY				
09/26	at Detroit					DID NOT PLAY				
10/03	at Denver					DID NOT PLAY				
10/11	INDIANAPOLIS					DID NOT PLAY				
10/17	L.A. CHARGERS	1/0	0	0	0.0	0	0	0	-	0/0
10/24	CINCINNATI	1/0	11	5	45.5	39	0	0	12	0/0
11/07	MINNESOTA					DID NOT PLAY				
11/11	at Miami					DID NOT PLAY				
11/21	at Chicago	1/1	36	26	72.2	219	0	1	29	6/43
11/28	CLEVELAND					DID NOT PLAY				
12/05	at Pittsburgh					DID NOT PLAY				
12/12	at Cleveland	1/0	38	27	71.1	270	1	0	36	3/16
12/19	GREEN BAY	1/1	40	28	70.0	215	2	0	43	1/4
12/26	at Cincinnati					RESERVE/COVID-19				
01/02	L.A. RAMS	1/1	32	20	62.5	197	0	1	33	5/35
01/09	PITTSBURGH	1/1	31	16	51.6	141	0	2	28	3/9
2021 TOTALS		7/4	188	122	64.9	1081	3	4	43	18/107

2022 GAME-BY-GAME STATS (BALTIMORE)

DATE	OPPONENT	P/S	ATT	CMP	PCT	YDS	TD	INT	LG	SK/YDS
09/11	at N.Y. Jets					DID NOT PLAY				
09/18	MIAMI					DID NOT PLAY				
09/25	at New England					DID NOT PLAY				
10/02	BUFFALO					DID NOT PLAY				
10/09	CINCINNATI					DID NOT PLAY				
10/16	at N.Y. Giants					DID NOT PLAY				
10/23	CLEVELAND					DID NOT PLAY				
10/27	at Tampa Bay					DID NOT PLAY				
11/07	at New Orleans					DID NOT PLAY				
11/20	CAROLINA					DID NOT PLAY				
11/27	at Jacksonville	1/0	0	0	0.0	0	0	0	-	0/0
12/04	DENVER	1/0	32	27	84.4	187	0	1	22	2/6
12/11	at Pittsburgh	1/1	12	8	66.7	88	0	0	25	1/6
12/17	at Cleveland	1/1	30	17	56.7	138	0	1	19	3/12
12/24	ATLANTA	1/1	17	9	52.9	115	1	0	40	0/0
01/01	PITTSBURGH	1/1	21	14	66.7	130	1	1	19	1/10
01/08	at Cincinnati					INACTIVE				
2022 TOTALS		6/4	112	75	67.0	658	2	3	40	7/34

DATE	OPPONENT	P/S	ATT	CMP	PCT	YDS	TD	INT	LG	SK/YDS
01/15	at Cincinnati*	1/1	29	17	58.6	226	2	1	41t	2/17

\* AFC Wild Card game

2023 GAME-BY-GAME STATS (BALTIMORE)

DATE	OPPONENT	P/S	ATT	CMP	PCT	YDS	TD	INT	LG	SK/YDS
09/10	HOUSTON					INACTIVE				
09/17	at Cincinnati					INACTIVE				
09/24	INDIANAPOLIS					DID NOT PLAY				
10/01	at Cleveland	1/0	0	0	0.0	0	0	0	-	0/0
10/08	at Pittsburgh					DID NOT PLAY				
10/15	at Tennessee					DID NOT PLAY				
10/22	DETROIT	1/0	1	0	0.0	0	0	0	-	0/0
10/29	at Arizona					DID NOT PLAY				
11/05	SEATTLE	1/0	7	5	71.4	38	1	0	13	0/0
11/12	CLEVELAND					DID NOT PLAY				
11/16	CINCINNATI					DID NOT PLAY				
11/26	at L.A. Chargers					DID NOT PLAY				
12/10	L.A. RAMS					DID NOT PLAY				
12/17	at Jacksonville					DID NOT PLAY				
12/25	at San Francisco					DID NOT PLAY				
12/31	MIAMI	1/0	1	1	100.0	19	1	0	19t	0/0
01/06	PITTSBURGH	1/1	28	15	53.6	146	1	0	27t	4/28
2023 TOTALS		5/1	37	21	56.8	203	3	0	27t	4/28

DATE	OPPONENT	P/S	ATT	CMP	PCT	YDS	TD	INT	LG	SK/YDS
01/20	HOUSTON*					DID NOT PLAY				
01/28	KANSAS CITY**					DID NOT PLAY				

\* AFC Divisional game

\*\* AFC Championship game

## 2024 GAME-BY-GAME STATS (BALTIMORE/MIAMI)

DATE	OPPONENT	P/S	ATT	CMP	PCT	YDS	TD	INT	LG	SK/YDS
09/05	at Kansas City									
09/15	LAS VEGAS									
BALTIMORE TOTALS			0	0	0.0	0	0	0	-	0/0
09/22	at Seattle									
09/30	TENNESSEE	1/1	22	14	63.6	96	0	0	18	2/18
10/06	at New England	1/1	31	18	58.1	194	0	1	21	3/15
10/20	at Indianapolis	1/1	13	7	53.8	87	1	0	25	2/12
10/27	ARIZONA									
11/03	at Buffalo									
11/11	at L.A. Rams									
11/17	LAS VEGAS									
11/24	NEW ENGLAND									
11/28	at Green Bay									
12/08	N.Y. JETS									
12/15	at Houston									
12/22	SAN FRANCISCO									
12/29	at Cleveland	1/1	26	22	84.6	225	1	0	25	4/19
01/05	at N.Y. Jets	1/1	41	25	61.0	227	1	2	23	4/28
MIAMI TOTALS			5/5	133	86	64.7	829	3	3	25
2024 TOTALS			5/5	133	86	64.7	829	3	3	25



## NFL CAREER

### TRANSACTIONS:

- Signed by Miami on March 17, 2022.
- Signed by Oakland as an undrafted college free agent on May 3, 2019.

### CAREER HONORS:

- 2024 Walter Payton NFL Man of the Year nominee (Miami).
- 2023 Don Shula Leadership Award.
- 2023 Pro Bowl Selection.
- 2023 Walter Payton NFL Man of the Year nominee (Miami).
- 2022 Ed Block Courage Award (Miami recipient).
- 2022 Art Rooney Sportsmanship Award nominee.
- 2020 Walter Payton NFL Man of the Year nominee (Las Vegas).

### CAREER HIGHLIGHTS:

- Played in 90 career games with 48 starts.
- 33 carries for 47 yards (1.4 avg.) and 2 TD.
- 67 receptions for 559 yards (8.3 avg.) and 4 TDs.
- 11 special teams tackles (7 solo).
- 3 miscellaneous tackles.
- 4 miscellaneous fumble recoveries.
- Played in 2 postseason games with 1 start for Miami.
- Is a 3-time team captain (2021, 2023-24).

### 2024 (MIAMI):

- Played in 15 games with 10 starts.
- Inactive for 2 games.
- 10 carries for 17 yards (1.7 avg.) and 1 TD.
- 11 receptions for 96 yards (8.7 avg.)
- 2 special teams tackles (1 solo).
- 1 miscellaneous fumble recovery.
- Served as a team captain.

**VS. JACKSONVILLE (9/8):** 2 carries for 8 yards (4.0 avg.).

- Converted on 3rd-and-1 on the final drive of the game to set up the game-winning field goal.

**AT NEW ENGLAND (10/6):** 1 carry for 3 yards and 1 TD.

- Scored the game-winning TD on a 3-yard rush with 4:27 remaining in the 4th quarter.

**VS. ARIZONA (10/27):** 1 carry for 3 yards; 3 receptions for 19 yards (6.3 avg.).

### HONORS:

- Walter Payton NFL Man of the Year nominee (Miami).

### 2023 (MIAMI):

- Played in all 17 games with 13 starts.
- 2 carries for 0 yards (0.0 avg.).
- 13 receptions for 119 yards (9.2 avg.).
- 1 miscellaneous tackle.
- Served as a team captain.

**AT L.A. CHARGERS (9/10):** 2 receptions for 34 yards (17.0 avg.).

**AT BUFFALO (10/1):** 1 reception for 23 yards (23.0 avg.).

**VS. LAS VEGAS (11/19):** 3 receptions for 16 yards (5.3 avg.).

### POSTSEASON:

**AFC WILD CARD AT KANSAS CITY (1/13):** 1 kickoff return for 19 yards (19.0 avg.); 1 solo special teams tackle.

### PRO BOWL:

- Selected to start the Pro Bowl for the 1st time in his career.

### HONORS:

- Don Shula Leadership Award.
- Walter Payton NFL Man of the Year nominee (Miami).

### 2022 (MIAMI):

- Played in all 17 games with 14 starts.
- 6 carries for 8 yards (1.3 avg.) and 1 TD.
- 15 receptions for 105 yards (7.0 avg.) and 1 TD.
- 2 kickoff returns for 20 yards (10.0 avg.).
- 2 solo special teams tackles.
- 2 miscellaneous tackles.

**VS. NEW ENGLAND (9/11):** 1 carry for 2 yards; 1 reception for 8 yards.

- Made his Dolphins debut.

**AT DETROIT (10/30):** 1 carry for 1 yard and 1 TD; 1 reception for 5 yards.

- Scored his 1st career rushing TD on a 1-yard carry in the 3rd quarter.

**VS. CLEVELAND (11/13):** 4 receptions for 45 yards (11.3 avg.) and 1 TD.

- Caught a 13-yard TD pass from QB Tua Tagovailoa in the 1st quarter for his 1st TD reception of the season.

### POSTSEASON:

**AFC WILD CARD AT BUFFALO (1/15):** 1

miscellaneous tackle.

#### **HONORS:**

- Ed Block Courage Award (Miami recipient).
- Art Rooney Sportsmanship Award nominee.

#### **2021 (LAS VEGAS):**

- Played in 9 games with 3 starts.
- Missed the rest of the season after being placed on injured reserve on Nov. 20.
- 2 carries for 1 yard (0.5 avg.).
- 10 receptions for 85 yards (8.5 avg.) and 1 TD.
- 4 special teams tackles (2 solo).
- 1 miscellaneous fumble recovery.
- Served as a team captain.

**VS. MIAMI (9/26):** 1 carry for 0 yards; 1 reception for 1 yard and a TD.

- Caught a 1-yard TD pass from QB Derek Carr in the 2nd quarter.

**VS. PHILADELPHIA (10/24):** 1 carry for 1 yard; 1 reception for 29 yards; 1 solo special teams tackle.

**AT N.Y. GIANTS (11/7):** 3 receptions for 28 yards (9.3 avg.); 1 special teams tackle.

#### **2020 (LAS VEGAS):**

- Played in all 16 games with 4 starts.
- 3 carries for 4 yards (1.3 avg.).
- 12 receptions for 110 yards (9.2 avg.) and 1 TD.
- 1 solo special teams tackle.
- 1 miscellaneous fumble recovery.

**VS. NEW ORLEANS (9/21):** 2 receptions for 5 yards (2.5 avg.) and 1 TD.

- Caught a 3-yard TD pass from QB Derek Carr in the 2nd quarter.

**VS. BUFFALO (10/4):** 1 carry for -1 yard; 2 receptions for 29 yards (14.5 avg.).

**AT KANSAS CITY (10/11):** 2 receptions for 25 yards (12.5 avg.).

#### **HONORS:**

- Walter Payton Man of the Year nominee (Las Vegas).

#### **2019 (OAKLAND):**

- Played in all 16 games with 4 starts.
- 10 carries for 17 yards (1.7 avg.).
- 6 receptions for 44 yards (7.3 avg.) and 1 TD.
- 2 special teams tackles (1 solo).
- 1 miscellaneous fumble recovery.

**VS. L.A. CHARGERS (11/7):** 1 carry for 3 yards; 1 reception for 9 yards and a TD; 1 solo special teams tackle.

- Scored on a 9-yard pass from QB Derek Carr to give Oakland a 17-14 lead in the 2nd quarter.
- It was his 1st career TD.

**AT KANSAS CITY (12/1):** 1 carry for 4 yards; 2 receptions for 13 yards (6.5 avg.).

**VS. JACKSONVILLE (12/15):** 3 receptions for 22 yards (7.3 avg.).

### **BEFORE THE NFL**

#### **COLLEGE (WISCONSIN):**

- 4-year letterman (2015-18) and 1-year starter.
- Moved from linebacker to fullback early during his freshman season in 2015.

**CAREER:** Played in 51 games with 11 starts; 103

carries for 343 yards (3.3 avg.) and 17 TDs; 14 receptions for 185 yards (13.2 avg.) and 4 TDs; 4 kickoff returns for 63 yards (15.8 avg.).

**SENIOR (2018):** Played in all 13 games with 11 starts; 26 carries for 143 yards (5.5 avg.) and 6 TDs; 5 receptions for 93 yards (18.6 avg.) and 1 TD.

- Served as team a captain.

**JUNIOR (2017):** Played in all 14 games; 10 carries for 25 yards (2.5 avg.) and 3 TDs; 3 receptions for 37 yards (12.3 avg.) and 1 TD.

**SOPHOMORE (2016):** Played in all 14 games; 18 carries for 44 yards (2.4 avg.) and 2 TDs; 6 receptions for 55 yards (9.2 avg.) and 2 TDs; 2 kickoff returns for 31 yards (15.5 avg.).

**TRUE FRESHMAN (2015):** Played in 10 games; 49 carries for 131 yards (2.7 avg.) and 6 TDs; 2 kickoff returns for 32 yards (16.0 avg.).

#### **HIGH SCHOOL (BAY PORT HS – GREEN BAY, WIS.)**

- Played quarterback and running back.
- Also lettered in wrestling and baseball.

**SENIOR (2014):** 2,324 rushing yards and 29 TDs; 1,411 passing yards and 15 TDs.

- Wisconsin Gatorade Player of the Year.

- 1st-team all-state.

**SOPHOMORE (2012):** 1,024 rushing yards and 22 TDs.

- 1st-team all-conference.

### **OFF THE FIELD**

#### **COMMUNITY:**

- Established the Ingold Family Foundation with the vision to cultivate environments of inspiration and motivation.
- Leads in advocacy of adoption and foster care through partnerships with AdoptUSKids, ChildNet and The Barker Adoption Foundation.
- Serves as a national spokesperson for AdoptUSKids.
- Has served as a Mission Ambassador for Raise the Future, an organization that supports and exemplifies the mission of finding one caring adult for all youth who are currently experiencing foster care.

#### **2024:**

- Developed and launched a curriculum around his first published book – “The 7 Crucibles” – to be implemented in Broward County Public Schools, the second-largest school district in Florida. The school athletic programs were onboarded in the training modules based on the book’s lessons in personal adversity.
- Through his Ingold Family Foundation, continued his annual programming for youth in his home state of Wisconsin and community in South Florida, including football camps and his designed Money Mini Camps – a workshop dedicated to the advancement of financial literacy and personal development for underprivileged youth.
- Expanded impact with SOS Children’s Villages Florida, initiating a season-long “Gifts In Gold” fundraising campaign to provide a new playground for the residential foster care community. Also donated 45 brand-new pairs of

- shoes for the children in the neighborhood at the start of the school year.
- Served as a motivational speaker and mindset coach for college and high school student-athletes in individual coaching sessions and team settings.
  - In July, hosted free football camps for children in his home state of Wisconsin and in Miami.

2023:

- Through the Ingold Family Foundation, teamed up with Beyond the Basics Inc., to host a holiday dinner and wish list surprise for children at the SOS Children's Villages Florida, a residential foster care community in Coconut Creek.
- Led several panels and speaking engagements for community members to inspire and connect through overcoming adversity.

- Hosted a free football camp for children in the foster care and adoption community, in collaboration with Children's Home Society of Florida.

2022:

- Earned the Adoption Excellence Award from AdoptUSKids in partnership with the Children's Bureau and the Ad Council for making extraordinary strides on behalf of waiting children and youth in foster care.

PERSONAL:

- **PRONUNCIATION:** Last name is pronounced INN-gold.
- **MAJOR:** Personal finance – financial planning.
- Wrote and published his first book – “The 7 Crucibles: An Inspirational Game Plan for Overcoming Adversity in Your Life” – in 2023.

ALEC INGOLD'S NFL REGULAR SEASON STATS													
YEAR	TEAM			RUSHING					RECEIVING				
		GP	GS	ATT	YDS	AVG	LG	TD	REC	YDS	AVG	LG	TD
2019	OAKLAND	16	4	10	17	1.7	4	0	6	44	7.3	14	1
2020	LAS VEGAS	16	4	3	4	1.3	3	0	12	110	9.2	23	1
2021	LAS VEGAS	9	3	2	1	0.5	1	0	10	85	8.5	29	1
2022	MIAMI	17	14	6	8	1.3	2	1	15	105	7.0	17	1
2023	MIAMI	17	13	2	0	0.0	0	0	13	119	9.2	23	0
2024	MIAMI	15	10	10	17	1.7	6	1	11	96	8.7	25	0
NFL TOTALS		90	48	33	47	1.4	6	2	67	559	8.3	29	4

ALEC INGOLD'S NFL PLAYOFF STATS													
YEAR	TEAM			RUSHING					RECEIVING				
		GP	GS	ATT	YDS	AVG	LG	TD	REC	YDS	AVG	LG	TD
2022	MIAMI	1	0	0	0	0.0	-	0	0	0	0.0	-	0
2023	MIAMI	1	0	0	0	0.0	-	0	0	0	0.0	-	0
PLAYOFF TOTALS		1	0	0	0	0.0	-	0	0	0	0.0	-	0

ALEC INGOLD'S NFL PLAYOFF RETURNING STATS												
YEAR	TEAM	KICKOFF RETURN					PUNT RETURN					
		KR	YDS	AVG	LG	TD	PR	FC	YDS	AVG	LG	TD
2023	MIAMI	1	19	19.0	19	0	0	0	0	0.0	-	0
PLAYOFF TOTALS		1	19	19.0	19	0	0	0	0	0.0	-	0

### ADDITIONAL STATS

**Special Teams Tackles:** (Oakland/Las Vegas) 2 in 2019, 1 in 2020, 4 in 2021, (Miami) 2 in 2022, 2 in 2024 for total of 11 (P-1).

**Kickoff Returns:** (Miami) 2 for 20 yards in 2022.

**Miscellaneous Tackles:** (Miami) 2 in 2022, 1 in 2023 for a total of 3 (P-1).

**Miscellaneous Fumble Recoveries:** (Oakland/Las Vegas) 1 in 2019, 1 in 2020, 1 in 2021, (Miami) 1 in 2024 for total of 4.

SINGLE-GAME CAREER HIGHS			
Rushes:	2	4 times, last: at Indianapolis, 10/20/24	
Rushing Yards:	8	vs. Jacksonville, 9/8/24	
Rushing Long:	6	vs. Jacksonville, 9/8/24	
Rushing TDs:	1	Twice, last: at New England, 10/6/24	
Receptions:	4	Twice, last: vs. Cleveland, 11/13/22	
Receiving Yards:	45	vs. Cleveland, 11/13/22	
Receiving Long:	29	vs. Philadelphia, 10/24/21	
Receiving TDs:	1	4 times, last: vs. Cleveland, 11/13/22	

2019 GAME-BY-GAME STATS (OAKLAND)							
DATE	OPPONENT	P/S	ATT	YDS	AVG	LG	TD
09/09	DENVER	1/1	0	0	0.0	-	0
09/15	KANSAS CITY	1/0	0	0	0.0	-	0
09/22	at Minnesota	1/0	0	0	0.0	-	0
09/29	at Indianapolis	1/1	1	1	1.0	1	0
10/06	CHICAGO	1/0	1	3	3.0	3	0
10/20	at Green Bay	1/0	0	0	0.0	-	0
10/27	at Houston	1/0	1	2	2.0	2	0
11/03	DETROIT	1/0	1	2	2.0	2	0
11/07	L.A. CHARGERS	1/1	1	3	3.0	3	0
11/17	CINCINNATI	1/1	1	3	3.0	3	0
11/24	at N.Y. Jets	1/0	1	0	0.0	0	0
12/01	at Kansas City	1/0	1	4	4.0	4	0
12/08	TENNESSEE	1/0	1	-1	-1.0	-1	0
12/15	JACKSONVILLE	1/0	0	0	0.0	-	0
12/22	at L.A. Chargers	1/0	0	0	0.0	-	0
12/29	at Denver	1/0	1	0	0.0	0	0
2019 TOTALS		16/4	10	17	1.7	4	0

### 2020 GAME-BY-GAME STATS (LAS VEGAS)

DATE	OPPONENT	P/S	ATT	YDS	AVG	LG	TD
09/13	at Carolina	1/0	0	0	0.0	-	0
09/21	NEW ORLEANS	1/0	0	0	0.0	-	0
09/27	at New England	1/0	0	0	0.0	-	0
10/04	BUFFALO	1/0	1	-1	-1.0	-1	0
10/11	at Kansas City	1/1	0	0	0.0	-	0
10/25	TAMPA BAY	1/1	0	0	0.0	-	0
11/01	at Cleveland	1/0	1	3	3.0	3	0
11/08	at L.A. Chargers	1/0	0	0	0.0	-	0
11/15	DENVER	1/0	0	0	0.0	-	0
11/22	KANSAS CITY	1/0	0	0	0.0	-	0
11/29	at Atlanta	1/1	0	0	0.0	-	0
12/06	at N.Y. Jets	1/0	0	0	0.0	-	0
12/13	INDIANAPOLIS	1/1	0	0	0.0	-	0
12/17	L.A. CHARGERS	1/0	1	2	2.0	2	0
12/26	MIAMI	1/0	0	0	0.0	-	0
01/03	at Denver	1/0	0	0	0.0	-	0
2020 TOTALS		16/4	3	4	1.3	3	0

### 2021 GAME-BY-GAME STATS (LAS VEGAS)

DATE	OPPONENT	P/S	ATT	YDS	AVG	LG	TD
09/13	BALTIMORE	1/1	0	0	0.0	-	0
09/19	at Pittsburgh	1/0	0	0	0.0	-	0
09/26	MIAMI	1/0	1	0	0.0	0	0
10/04	at L.A. Chargers	1/0	0	0	0.0	-	0
10/10	CHICAGO	1/0	0	0	0.0	-	0
10/17	at Denver	1/1	0	0	0.0	-	0
10/24	PHILADELPHIA	1/1	1	1	1.0	1	0
11/07	at N.Y. Giants	1/0	0	0	0.0	-	0
11/14	KANSAS CITY	1/0	0	0	0.0	-	0
11/21	CINCINNATI		INJURED RESERVE				
11/25	at Dallas		INJURED RESERVE				
12/05	WASHINGTON		INJURED RESERVE				
12/12	at Kansas City		INJURED RESERVE				
12/20	at Cleveland		INJURED RESERVE				
12/26	DENVER		INJURED RESERVE				
01/02	at Indianapolis		INJURED RESERVE				
01/09	L.A. CHARGERS		INJURED RESERVE				
2021 TOTALS		9/3	2	1	0.5	1	0

DATE	OPPONENT	P/S	ATT	YDS	AVG	LG	TD
01/15	at Cincinnati*		INJURED RESERVE				
PLAYOFF TOTALS		0/0	0	0	0.0	-	0

\* AFC Wild Card game

### 2022 GAME-BY-GAME STATS (MIAMI)

DATE	OPPONENT	P/S	ATT	YDS	AVG	LG	TD
09/11	NEW ENGLAND	1/1	1	2	2.0	2	0
09/18	at Baltimore	1/1	1	1	1.0	1	0
09/25	BUFFALO	1/1	1	0	0.0	0	0
09/29	at Cincinnati	1/1	0	0	0.0	-	0
10/09	at N.Y. Jets	1/1	0	0	0.0	-	0
10/16	MINNESOTA	1/1	1	2	2.0	2	0
10/23	PITTSBURGH	1/0	0	0	0.0	-	0
10/30	at Detroit	1/1	1	1	1.0	1t	1
11/06	at Chicago	1/1	0	0	0.0	-	0
11/13	CLEVELAND	1/1	0	0	0.0	-	0
11/27	HOUSTON	1/0	0	0	0.0	-	0
12/04	at San Francisco	1/1	0	0	0.0	-	0
12/11	at L.A. Chargers	1/1	0	0	0.0	-	0
12/17	at Buffalo	1/1	1	2	2.0	2	0
12/25	GREEN BAY	1/1	0	0	0.0	-	0
01/01	at New England	1/0	0	0	0.0	-	0
01/08	N.Y. JETS	1/1	0	0	0.0	-	0
2022 TOTALS		17/14	6	8	1.3	2	1

DATE	OPPONENT	P/S	ATT	YDS	AVG	LG	TD
01/15	at Buffalo*	1/0	0	0	0.0	-	0

\* AFC Wild Card game

### 2023 GAME-BY-GAME STATS (MIAMI)

DATE	OPPONENT	P/S	ATT	YDS	AVG	LG	TD
09/10	at L.A. Chargers	1/1	0	0	0.0	-	0
09/17	at New England	1/1	0	0	0.0	-	0
09/24	DENVER	1/1	2	0	0.0	-	0
10/01	at Buffalo	1/1	0	0	0.0	-	0
10/08	N.Y. GIANTS	1/1	0	0	0.0	-	0
10/15	CAROLINA	1/1	0	0	0.0	-	0
10/22	at Philadelphia	1/0	0	0	0.0	-	0
10/29	NEW ENGLAND	1/1	0	0	0.0	-	0
11/05	at Kansas City	1/1	0	0	0.0	-	0
11/19	LAS VEGAS	1/0	0	0	0.0	-	0
11/24	at N.Y. Jets	1/0	0	0	0.0	-	0
12/03	at Washington	1/1	0	0	0.0	-	0
12/11	TENNESSEE	1/1	0	0	0.0	-	0
12/17	N.Y. JETS	1/1	0	0	0.0	-	0
12/24	DALLAS	1/1	0	0	0.0	-	0
12/31	at Baltimore	1/1	0	0	0.0	-	0
01/07	BUFFALO	1/0	0	0	0.0	-	0
2023 TOTALS		17/13	2	0	0.0	-	0

DATE	OPPONENT	P/S	ATT	YDS	AVG	LG	TD
01/13	at Kansas City*	1/1	0	0	0.0	-	0

\* AFC Wild Card game

### 2024 GAME-BY-GAME STATS (MIAMI)

DATE	OPPONENT	P/S	ATT	YDS	AVG	LG	TD
09/08	JACKSONVILLE	1/0	2	8	4.0	6	0
09/12	BUFFALO	1/1	2	2	1.0	3	0
09/22	at Seattle	1/0	1	-2	-2.0	-2	0
09/30	TENNESSEE	1/0	0	0	0.0	-	0
10/06	at New England	1/1	1	3	3.0	3	1
10/20	at Indianapolis	1/1	2	-1	-0.5	0	0
10/27	ARIZONA	1/1	1	3	3.0	3	0
11/03	at Buffalo	1/1	0	0	0.0	-	0
11/11	at L.A. Rams		INACTIVE				
11/17	LAS VEGAS		INACTIVE				
11/24	NEW ENGLAND	1/0	0	0	0.0	-	0
11/28	at Green Bay	1/0	0	0	0.0	-	0
12/08	N.Y. JETS	1/1	0	0	0.0	-	0
12/15	at Houston	1/1	0	0	0.0	-	0
12/22	SAN FRANCISCO	1/1	1	4	4.0	4	0
12/29	at Cleveland	1/1	0	0	0.0	-	0
01/05	at N.Y. Jets	1/1	0	0	0.0	0	0
2024 TOTALS		15/10	10	17	1.7	6	1



## NFL CAREER

### TRANSACTIONS:

- 1st-round pick (18th overall) by Miami in the 2020 NFL Draft.

### CAREER HONORS:

- 2023 Ed Block Courage Award (Miami recipient).

### CAREER HIGHLIGHTS:

- Played in 56 career games with 54 starts – 15 at left tackle, 13 at left guard and 26 at right tackle.
- Started in 1 postseason game.
- 2 miscellaneous fumble recoveries.

### 2024 (MIAMI):

- Started 8 games at right tackle.
- 1 miscellaneous fumble recovery.
- Missed the rest of the season after being placed on injured reserve on Nov. 11.

#### AT NEW ENGLAND (10/6):

- Started at right tackle.
- Helped the Dolphins total 372 yards of offense including 193 rushing yards.

#### AT BUFFALO (11/3):

- Started at right tackle.
- Helped the Dolphins total 149 rushing yards, marking the 4th consecutive game of 140+ rushing yards.

### 2023 (MIAMI):

- Started 16 games at right tackle.
- Dressed but did not play in 1 game.

#### AT L.A. CHARGERS (9/10):

- Started at right tackle.
- Helped the offense total 536 yards and 36 points while not allowing QB Tua Tagovailoa to get sacked.

#### VS. DENVER (9/24):

- Started at right tackle.
- Helped the offense break team records for points (70), total yards (726) and rushing yards (350), while not surrendering a sack.

#### AT WASHINGTON (12/3):

- Started at right tackle.
- Helped the Dolphins total 406 yards and 45 points while not surrendering a sack.

### POSTSEASON:

#### AFC WILD CARD AT KANSAS CITY (1/13):

- Started at right tackle.

### HONORS:

- Ed Block Courage Award (Miami recipient).

### 2022 (MIAMI):

- Started 2 games at right tackle.
- Dressed but did not play 1 game.
- Inactive for 2 games.
- Missed 7 games after being placed on injured reserve on Sept. 16 and activated on Nov. 1.
- Missed the rest of the season after being placed on injured reserve on Dec. 5.

### 2021 (MIAMI):

- Played in all 17 games with 16 starts – 13 at left guard and 3 at left tackle.
- 2 miscellaneous tackles.
- 1 miscellaneous fumble recovery.

#### AT LAS VEGAS (9/26):

- Started at left tackle; 1 miscellaneous fumble recovery.

#### AT JACKSONVILLE IN LONDON (10/17):

- Started at left guard.
- Protected QB Tua Tagovailoa as the team did not allow a sack.

#### AT N.Y. JETS (11/21):

- Started at left guard.
- Protected QB Tua Tagovailoa as the team did not allow a sack.

### 2020 (MIAMI):

- Played in 13 games with 12 starts at left tackle.
- Activated off injured reserve on Nov. 7.
- Missed 3 games after being placed on injured reserve on Oct. 9.

#### AT NEW ENGLAND (9/13):

- Started at left tackle.
- Joined Solomon Kindley to become the 1st Dolphins rookie duo to start a season opener on the offensive line since 2008 (Jake Long and Donald Thomas).
- Made his NFL debut.

#### AT JACKSONVILLE (9/24):

- Started at left tackle.
- Protected QB Ryan Fitzpatrick who completed 18-of-20 passes (90.0 pct.) and set a new franchise record for completion percentage in a single game with a minimum of 20 attempts.

#### VS. NEW ENGLAND (12/20):

- Started at left tackle.
- Helped the team rush for 250 yards, which was Miami's most since Dec. 24, 2016 at Buffalo and the most allowed by New England since Nov. 24, 2013.

## BEFORE THE NFL

### COLLEGE (SOUTHERN CALIFORNIA):

- 3-year letterman (2017-19) and 2-year starter.

**CAREER:** Played in 39 games with 25 starts.

**JUNIOR (2019):** Started all 13 games at left tackle; 1 blocked field goal.

- Honorable mention All-America.
- 1st-team All-Pac 12.
- Won the USC Chris Carlisle Courage Award.

**SOPHOMORE (2018):** Started all 12 games at left tackle.

- Co-recipient of the USC John McKay Award which recognizes competitive spirit.

**TRUE FRESHMAN (2017):** Played in all 14 games; 3 special teams tackles and 1 blocked field goal.

### HIGH SCHOOL (NORTH CANYON HS – PHOENIX, ARIZ.)

- Played offensive tackle and defensive end.
- Also played basketball and threw shot put and discus.

**SENIOR (2016):** 80 tackles, 4 sacks, 1 pass defended and 1 fumble recovery; 1 blocked punt and 1 blocked field goal.

- 1st-team All-American.

- 1st-team all-state.
- Placed 3rd in shot put and 11th in discus at the state Division II championships.

**JUNIOR (2015):** 72 tackles, 2 sacks, 1 pass defended and 3 forced fumbles; 2 blocked field goals.

- 1st-team All-American.
- 1st-team all-state.
- Placed 4th in discus and 6th in shot put at the state Division I championships.

**SOPHOMORE (2014):** 56 tackles and 5 sacks; 1 blocked field goal.

**FRESHMAN (2013):** 11 tackles.

## OFF THE FIELD

### PERSONAL:

- His grandfather, Melvin Jackson, played defensive tackle at USC (1974-75) and played 5 seasons with Green Bay (1976-80).
- Donated his bone marrow in July 2019 for his younger sister, Autumn, who has Diamond-Blackfan anemia.
- **MAJOR:** Political science.

## AUSTIN JACKSON'S NFL REGULAR SEASON STATS

**GAMES/STARTS:** 2020: 13/12, 2021: 17/16, 2022: 2/2, 2023: 16/16, 2024: 8/8

**NFL TOTALS:** 56/54

## AUSTIN JACKSON'S NFL PLAYOFF STATS

**GAMES/STARTS:** 2023: 1/1

**PLAYOFF TOTALS:** 1/1

### ADDITIONAL STATS

**Miscellaneous Fumble Recoveries:** 1 in 2021, 1 in 2024 for a total of 2.

**Miscellaneous Tackles:** 2 in 2021.



## NFL CAREER

### TRANSACTIONS:

- Signed by Miami on March 14, 2024.
- Awarded off waivers to Detroit on Aug. 31, 2022.
- Waived by Miami on Aug. 30, 2022.
- Signed to Miami's practice squad on Sept. 6, 2021.
- Waived by Miami on Aug. 31, 2021.
- Promoted from Miami's practice squad on Dec. 2, 2020.
- Signed to Miami's practice squad on Sept. 6, 2020.
- Waived by Miami on Sept. 5, 2020.
- Signed by Miami as an undrafted college free agent on April 29, 2020.

### CAREER HIGHLIGHTS:

- Played in 57 career games with 30 starts.
- 68 tackles (31 solo), 2.5 sacks and 2 passes defended.
- Played in 3 postseason games with Detroit.

### 2024 (MIAMI):

- Played in all 17 games with 15 starts.
- 24 tackles (9 solo).

**VS. TENNESSEE (9/30):** 4 tackles (1 solo).

**VS. N.Y. JETS (12/8):** 4 tackles (3 solo).

**AT CLEVELAND (12/29):** 4 tackles (1 solo).

### 2023 (DETROIT):

- Played in all 17 games with 15 starts.
- 26 tackles (13 solo) and 1.0 sack.

**AT KANSAS CITY (9/7):** 4 tackles (3 solo).

**VS. ATLANTA (9/24):** 2 tackles (1 solo) and 1.0 sack.

- Sacked QB Desmond Ridder for a loss of 8 yards on 2nd-and-8 in the 1st quarter.

**AT L.A. CHARGERS:** 5 tackles (3 solo).

### POSTSEASON:

**NFC WILD CARD VS. L.A. RAMS (1/14):** Played but did not record any stats.

**NFC DIVISIONAL VS. TAMPA BAY (1/21):** 1 solo tackle.

**NFC CHAMPIONSHIP AT SAN FRANCISCO (1/28):** Played but did not record any stats.

### 2022 (DETROIT):

- Played in all 17 games.
- 16 tackles (8 solo), 1.5 sacks and 2 passes defended.

**VS. BUFFALO (11/24):** 1 solo tackle and 1.0 sack.

- Sacked QB Josh Allen on 1st-and-10 with 1:57 remaining in the 3rd quarter.

**VS. JACKSONVILLE (12/4):** 3 assisted tackles and 0.5 sack.

- Split a sack of QB Trevor Lawrence with DE Aidan Hutchinson for a loss of 5 yards in the 4th quarter.

- It was the 1st half-sack of his career.

**AT GREEN BAY (1/8):** 4 tackles (1 solo).

### 2021 (MIAMI):

- Spent the entire season on Miami's practice squad.

### 2020 (MIAMI):

- Played in 6 games.
- Inactive for 4 games.
- Spent 6 games on the practice squad.
- 2 tackles (1 solo).

**VS. N.Y. JETS (10/18):** Played but did not record any stats.

- Made his NFL and Dolphins debut.

**VS. L.A. CHARGERS (11/15):** 1 solo tackle.

**AT DENVER (11/22):** 1 assisted tackle.

## BEFORE THE NFL

### COLLEGE (MISSISSIPPI):

- 4-year letterman (2016-19) and 3-year starter.

**CAREER:** Played in all 48 games with 36 starts – 32 at nose tackle and 4 at defensive tackle; 132 tackles (66 solo), 10.5 sacks, 1 interception, 1 pass defended, 1 forced fumble and 1 fumble recovery.

- His 31 tackles for loss ranked 9th in school history.

**SENIOR (2019):** Played in all 12 games with 10 starts at nose tackle; 30 tackles (19 solo), 5.5 sacks, 1 interception and 1 pass defended.

- His 30 tackles led the SEC among nose tackles and ranked 4th in the nation.

- 2nd-team All-SEC.

**JUNIOR (2018):** Started all 12 games at nose tackle; 34 tackles (16 solo) and 3 sacks.

**SOPHOMORE (2017):** Played in all 12 games with 10 starts at nose tackle; 29 tackles (18 solo), 1.5 sacks, 1 forced fumble and 1 fumble recovery.

**TRUE FRESHMAN (2016):** Played in all 12 games with 4 starts at defensive tackle; 39 tackles (13 solo) and 0.5 sack.

- 3rd-team Freshman All-American.
- SEC All-Freshman team.

**HIGH SCHOOL (WAYNE COUNTY HS – WAYNESBORO, MISS.)**

**SENIOR (2015):** 83 tackles and 14.0 sacks.

- Helped his school win the state championship.

- 5A Defensive Player of the Year.
- 1st-team all-state.

**OFF THE FIELD**

**PERSONAL:**

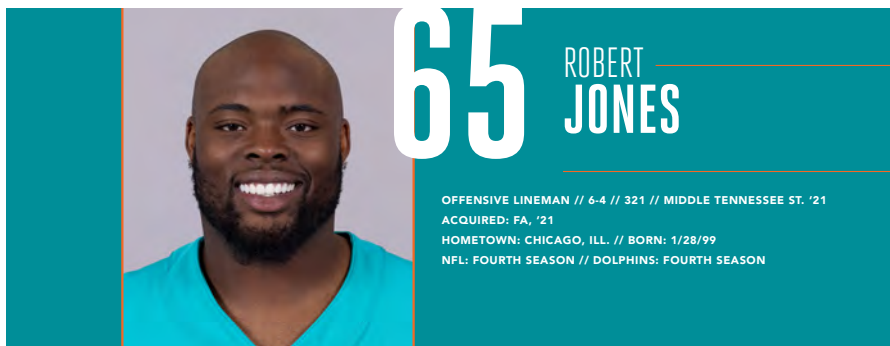
- **PRONUNCIATION:** First name is pronounced beh-KNEE-toh.
- **MAJOR:** General studies.

Benito Jones' NFL Regular Season Stats															
Year	Team	GP	GS	Tackles					INT	Interceptions				Fumbles	
				TOT	SOLO	ASST	SK	YDS		YDS	LG	TD	PD	FF	FR
2020	MIAMI	6	0	2	1	1	0.0	0.0	0	0	-	0	0	0	0
2021	MIAMI			PRACTICE SQUAD											
2022	DETROIT	17	0	16	8	8	1.5	2.5	0	0	-	0	2	0	0
2023	DETROIT	17	15	26	13	13	1.0	8.0	0	0	-	0	0	0	0
2024	MIAMI	17	15	24	9	15	0.0	0.0	0	0	-	0	0	0	0
NFL TOTALS		57	30	68	31	37	2.5	10.5	0	0	-	0	2	0	0

Benito Jones' NFL Playoff Stats															
Year	Team	GP	GS	Tackles					Interceptions					Fumbles	
				TOT	SOLO	ASST	SK	YDS	INT	YDS	LG	TD	PD	FF	FR
2023	Detroit	3	0	1	1	0	0.0	0.0	0	0	-	0	0	0	0
Playoff Totals		3	0	1	1	0	0.0	0.0	0	0	-	0	0	0	0

**SINGLE-GAME CAREER HIGHS**

- Tackles:** 5 at L.A. Chargers, 11/12/23
- Sacks:** 1.0 Twice, last vs. Atlanta, 9/24/23
- Passes Defensed:** 1 Twice, last vs. Chicago, 1/1/23



## NFL CAREER

### TRANSACTIONS:

- Signed by Miami as an undrafted college free agent on May 13, 2021.

### CAREER HIGHLIGHTS:

- Played in 49 career games with 30 starts – 26 at left guard, 3 at right guard and 1 at right tackle.
- Started 2 postseason games.
- 1 miscellaneous fumble recovery.

### 2024 (MIAMI):

- Started all 17 games at left guard.
- 1 miscellaneous fumble recovery.

### AT BUFFALO (11/3):

- Helped the Dolphins total 149 rushing yards, marking the 4th consecutive game of 140+ rushing yards.

### VS. LAS VEGAS (11/17):

- Helped the offense total 353 yards and 34 points, scoring on six of seven possessions in the win.

### VS. N.Y. JETS (12/8):

- Helped the offense total 375 yards and 32 points while not surrendering a sack or quarterback hit.

### VS. SAN FRANCISCO (12/22):

- Helped the Dolphins total 381 yards of offense including 166 rushing yards while not allowing QB Tua Tagovailoa to get sacked.

### 2023 (MIAMI):

- Played in 8 games with 5 starts – 2 at left guard and 3 at right guard.
- Dressed but did not play in 1 game.
- Inactive for 3 games.
- Missed the first 5 games of the season after being placed on injured reserve on Aug. 31 and activated on Oct. 14.

### AT KANSAS CITY IN FRANKFURT (11/5):

- Started at right guard.

### VS. N.Y. JETS (12/17):

- Started at right guard.

### POSTSEASON:

### AFC WILD CARD AT KANSAS CITY (1/13):

- Started at left guard.

### 2022 (MIAMI):

- Played in 16 games with 7 starts at left guard.

- Dressed but did not play 1 game.

### AT DETROIT (10/30):

- Played 15 snaps at left guard.
- Helped the Dolphins total 476 yards of offense in the come-from-behind victory.

### AT CHICAGO (11/6):

- Started at left guard.
- Made his 1st start of the season and helped the Dolphins total 35 points and 302 passing yards.

### VS. CLEVELAND (11/13):

- Started at left guard.
- Helped the offense total 491 yards and 39 points while not allowing QB Tua Tagovailoa to get sacked.

### POSTSEASON:

### AFC WILD CARD AT BUFFALO (1/15):

- Started at right guard.

### 2021 (MIAMI):

- Played in 8 games with 1 start at right tackle.
- Missed 1 game on the Reserve/COVID-19 List.
- Dressed but did not play in 8 games.

### VS. BUFFALO (9/19):

- Contributed as a reserve offensive lineman.
- Made his NFL debut.

### VS. N.Y. JETS (12/19):

- Played 10 snaps as an extra offensive lineman.

### VS. NEW ENGLAND (1/9):

- Started at right tackle.
- Made his 1st career start.

## BEFORE THE NFL

### COLLEGE (MIDDLE TENNESSEE STATE):

- 2-year starter (2019-20).
- Transferred from Highland (Kansas) Community College following his sophomore season in 2018.

### CAREER (AT MIDDLE TENNESSEE STATE):

- Played in 20 games with 18 starts at right tackle.

### SENIOR (2020 AT MIDDLE TENNESSEE STATE):

- Played in 8 games with 7 starts at right tackle.
- Honorable mention All-Conference USA

### JUNIOR (2019 AT MIDDLE TENNESSEE STATE):

- Played in all 12 games with 11 starts at right tackle.
- All-Conference USA Honorable Mention.

### SOPHOMORE (2018 AT HIGHLAND CC):

- Started all 10 games at left guard.
- All-Conference Honorable Mention.

### TRUE FRESHMAN (2017 AT HIGHLAND CC):

- Played in 8 games with 3 starts on the offensive line.

**HIGH SCHOOL (ROCKFORD EAST HS – ROCKFORD, ILL.)**

- Also played defensive line.

**OFF THE FIELD**

**COMMUNITY:**

**2021:**

- Along with fellow Dolphins rookies, teamed up with Neighbors4Neighbors to provide South Florida families with holiday gifts.

- Selected the CHAMPS Male Mentoring Program – a youth mentorship program he participated in growing up in Chicago – for My Cause My Cleats.

**PERSONAL:**

- **MAJOR:** General studies.

**ROBERT JONES' NFL REGULAR SEASON STATS**

**GAMES/STARTS:** 2021: 8/1, 2022: 16/7, 2023: 8/5, 2024: 17/17

**NFL TOTALS: 49/30**


**ROBERT JONES' NFL PLAYOFF STATS**

**GAMES/STARTS:** 2022: 1/1, 2023: 1/1

**PLAYOFF TOTALS: 2/2**

**ADDITIONAL STATS**

**Miscellaneous Fumble Recoveries:** 1 in 2024.



50

MOHAMED

KAMARA

LINEBACKER // 6-3 // 253 // COLORADO STATE '24

ACQUIRED: D5, '24

HOMETOWN: NEWARK N.J. // BORN: 5/29/99

NFL: ROOKIE SEASON // DOLPHINS: ROOKIE SEASON

NFL CAREER

TRANSACTIONS:

- 5th-round pick (158th overall) by Miami in the 2024 NFL Draft.

CAREER HIGHLIGHTS:

- Played in 5 career games.
- 1 assisted tackle.

2024 (MIAMI):

- Played in 5 games.
- Inactive for 12 games.
- 1 assisted tackle.

AT INDIANAPOLIS (10/20): 1 assisted tackle.

- Made his NFL debut.

BEFORE THE NFL

COLLEGE (COLORADO STATE):

**CAREER:** Played in 49 games with 33 starts; 179 tackles (93 solo), 30.5 sacks, 2 passes defended, 5 forced fumbles and 3 fumble recoveries.

**GRAD (2023):** Played in all 12 games with 11 starts; 56 tackles (29 solo), 13.0 sacks, 1 pass defended, 2 forced fumbles and 1 fumble recovery.

- Mountain West Defensive Player of the Year.
- 2nd-team All-American.
- 1st-team All-Mountain West.

**SENIOR (2022):** Started all 12 games; 44 tackles (24 solo), 8.5 sacks, 2 forced fumbles and 1 fumble recovery.

- 2nd-team All-Mountain West

**JUNIOR (2021):** Played in all 12 games with 3 starts; 36 tackles (22 solo), 7.5 sacks, 1 pass defended and 1 forced fumble.

**SOPHOMORE (2020):** Played in 4 games with 3 starts; 21 tackles (7 solo) and 1.5 sacks.

**FRESHMAN (2019):** Played in 9 games with 4 starts; 22 tackles (11 solo) and 1 fumble recovery.

HIGH SCHOOL (NEWARK CENTRAL HS – NEWARK, N.J.)

- 4-time letterwinner.

**SENIOR (2018):** 132 tackles, 11.0 sacks and 6 forced fumbles.

- 2nd-team all-state.

OFF THE FIELD

COMMUNITY:

2024:

- Joined team initiatives around Thanksgiving and the holidays, providing meals and interacting with local South Florida community members in need.

PERSONAL:

- **PRONUNCIATION:** Name is pronounced MO-ha-med kuh-MAIR-uh.
- **MASTER’S DEGREE:** Sports management.
- **MAJOR:** Human development and family studies with a concentration in leadership and entrepreneurial professions.

Mohamed Kamara's NFL Regular Season Stats															
Year	Team	GP	GS	Tackles					Interceptions					Fumbles	
				TOT	SOLO	ASST	SK	YDS	INT	YDS	LG	TD	PD	FF	FR
2024	MIAMI	5	0	1	0	1	0.0	0.0	0	0	-	0	0	0	0
NFL TOTALS		5	0	1	0	1	0.0	0.0	0	0	-	0	0	0	0



## NFL CAREER

### TRANSACTIONS:

- Signed by Miami as an undrafted college free agent on May 13, 2022.

### CAREER HIGHLIGHTS:

- Played in 47 career games with 38 starts.
- 180 tackles (148 solo), 1.0 sack, 3 interceptions, 28 passes defended, 2 forced fumbles and 2 fumble recoveries.
- Started 2 postseason games.
- Led all undrafted rookies in 2022 in defensive snaps (852), tackles (72) and passes defended (10).

### 2024 (MIAMI):

- Played in 15 games with 8 starts.
- Inactive for 2 games.
- 45 tackles (33 solo), 2 interceptions, 8 passes defended, 1 forced fumble and 1 fumble recovery.

**VS. JACKSONVILLE (9/8):** 4 solo tackles and 1 fumble recovery.

- Recovered a RB Travis Etienne Jr. fumble in the end zone that was forced by S Jevón Holland with 2:27 remaining in the 3rd quarter.

**AT SEATTLE (9/22):** 4 tackles (3 solo), 1 interception and 1 pass defended.

- Intercepted QB Geno Smith off a deflection by Seattle and returned it 2 yards to the Seattle 6-yard line in the 1st quarter.

**AT HOUSTON (12/15):** 4 tackles (2 solo), 1 pass defended and 1 forced fumble.

- Forced a fumble by WR Robert Woods that was recovered by Houston in the 1st quarter.

**VS. SAN FRANCISCO (12/22):** 1 solo tackle, 1 interception and 1 pass defended.

- Intercepted QB Brock Purdy with 2:00 remaining in the game, sealing Miami's victory.

### 2023 (MIAMI):

- Played in all 17 games with 16 starts.
- 63 tackles (52 solo), 1.0 sack, 10 passes defended and 1 fumble recovery.

**AT L.A. CHARGERS (9/10):** 9 tackles (6 solo), 1.0 sack.

- Sacked QB Justin Herbert for a loss of 12 yards in the 3rd quarter to force a punt from the Chargers end zone.

- It was the 1st sack of his career.
- VS. DENVER (9/24):** 3 tackles (1 solo), 2 passes defended and 1 fumble recovery.

- Recovered a fumble by WR Courtland Sutton that was forced by S Jevón Holland in the 3rd quarter.

**AT PHILADELPHIA (10/22):** 6 solo tackles and 1 pass defended.

- Deflected a pass from QB Jalen Hurts that led to a LB Jerome Baker interception that was returned 22 yards for a TD in the 3rd quarter.

### POSTSEASON:

**AFC WILD CARD AT KANSAS CITY (1/13):** 7 tackles (6 solo).

### 2022 (MIAMI):

- Played in 15 games with 13 starts.
- Inactive for 2 games.
- 72 tackles (63 solo), 1 interception, 10 passes defended and 1 forced fumble.
- Led all undrafted rookies in defensive snaps (852), tackles (72) and passes defended (10).

**VS. NEW ENGLAND (9/11):** 3 solo tackles, 1 pass defended and 1 forced fumble.

- Forced a fumble by WR Nelson Agholor that was recovered by LB Jaelan Phillips in the 4th quarter.
- Deflected a pass on 4th-and-3 in the 4th quarter to force a turnover on downs.

- Became the 1st NFL undrafted rookie to force a fumble in a Week 1 game since N.Y. Giants DB Bruce Johnson (Sept. 13, 2009 vs. Was.).

- Made his NFL debut.

**VS. BUFFALO (9/25):** 6 tackles (4 solo).

- Made his 1st NFL start.

**VS. CLEVELAND (11/13):** 4 tackles (3 solo) and 3 passes defended.

- Became 1st undrafted rookie to total 3 passes defended in an NFL game since 2019 (Miami's Nik Needham).

**VS. GREEN BAY (12/25):** 5 solo tackles, 1 interception and 2 passes defended.

- Intercepted QB Aaron Rodgers in the end zone on a 4th-down play in the 4th quarter for his 1st career interception.

### POSTSEASON:

**AFC WILD CARD AT BUFFALO (1/15):** 2 solo tackles and 2 passes defended.

- Became the 1st undrafted rookie cornerback to start an NFL playoff game since New England's J.C. Jackson on Jan. 20, 2019 at Kansas City and

the 1st undrafted rookie to have multiple passes defended in a playoff game since New Orleans' Shy Tuttle on Jan. 5, 2020 vs. Minnesota.

BEFORE THE NFL

COLLEGE (TEXAS A&M-COMMERCE):

- 4-year letterman (2017-19, 21).
- CAREER:** Played in 44 games; 113 tackles (87 solo) 5 interceptions, 37 passes defended, 4 forced fumbles and 3 fumble recoveries; 12 kickoff returns for 232 yards (19.3 avg.); 8 punt returns for 116 yards (14.5 avg.); 1 reception for 40 yards.
- SENIOR (2021):** Played in all 11 games; 26 tackles (21 solo) and 6 passes defended; 4 kickoff returns for 49 yards (12.3 avg.); 1 punt return for -5 yards ; 1 reception for 40 yards.
- Lone Star Conference Defensive Back of the Year.
- 1st-team all-conference.
- 2020 season was canceled due the COVID-19 global pandemic.
- JUNIOR (2019):** Played in 11 games; 27 tackles (19 solo) 3 interceptions, 8 passes defended, 1 forced fumble and 2 fumble recoveries; 8 kickoff returns for 183 yards (22.9 avg.); 7 punt returns for 121 yards (17.3 avg.).
- 1st-team all-conference.
- SOPHOMORE (2018):** Played in 11 games; 45 tackles (37 solo), 2 interceptions, 18 passes defended, 3 forced fumbles and 1 fumble recovery.
- 2nd-team all-conference.

- REDSHIRT FRESHMAN (2017):** Played in 11 games; 15 tackles (10 solo) and 5 passes defended.
- Helped team win the NCAA Division II National Championship.
  - Redshirted in 2016.

HIGH SCHOOL (TRINITY HS – EULESS, TEXAS)

- Also lettered in track & field.
- SENIOR (2015):**
- 1st-team all-district.
- District champion.

OFF THE FIELD

COMMUNITY:

- 2023:**
- In collaboration with Miami Dolphins Youth Programs, donated football equipment to Miami Central High School.

PERSONAL:

- **PRONUNCIATION:** Name is pronounced KAY-der KOH-hoo.
- **GRADUATE DEGREE:** Master's in Business Administration.
- **MAJOR:** Marketing/business.
- Joined RB Amos Zereoue (1999-2005) as the 2nd NFL player born in the Ivory Coast.

KADER KOHOU'S NFL REGULAR SEASON STATS

YEAR	TEAM	GP	GS	TACKLES					INTERCEPTIONS					FUMBLES	
				TOT	SOLO	ASST	SK	YDS	INT	YDS	LG	TD	PD	FF	FR
2022	MIAMI	15	13	72	63	9	0.0	0.0	1	0	0	0	10	1	0
2023	MIAMI	17	16	63	52	11	1.0	12.0	0	0	-	0	10	0	1
2024	MIAMI	15	9	45	33	12	0.0	0.0	2	2	2	0	8	1	1
NFL TOTALS		47	38	180	148	32	1.0	12.0	3	2	2	0	28	2	2

KADER KOHOU'S NFL PLAYOFF STATS

YEAR	TEAM	GP	GS	TACKLES					INTERCEPTIONS					FUMBLES	
				TOT	SOLO	ASST	SK	YDS	INT	YDS	LG	TD	PD	FF	FR
2022	MIAMI	1	1	2	2	0	0.0	0.0	0	0	-	0	2	0	0
2023	MIAMI	1	1	7	6	1	0.0	0.0	0	0	-	0	0	0	0
PLAYOFF TOTALS		2	2	9	8	1	0.0	0.0	0	0	-	0	2	0	0

SINGLE-GAME CAREER HIGHS

- Tackles:** 9 at L.A. Chargers, 9/10/23
- Sacks:** 1.0 at L.A. Chargers, 9/10/23
- Interceptions:** 1 3 times, last: vs. San Francisco, 12/22/24
- Passes Defended:** 3 vs. Cleveland, 11/13/22
- Forced Fumbles:** 1 Twice, last: at Houston, 12/15/24
- Fumbles Recoveries:** 1 Twice, last: vs. Jacksonville, 9/8/24



## NFL CAREER

### TRANSACTIONS:

- Signed to Miami's active roster on Dec. 31, 2022.
- Signed to Miami's practice squad on Nov. 28, 2022.
- Released by Detroit on Aug. 29, 2022.
- Signed by Detroit on Aug. 8, 2022.
- Released by Tennessee on March 10, 2022.
- Signed by Tennessee as an unrestricted free agent from Cleveland on March 17, 2021.
- Signed by Cleveland as an unrestricted free agent from Houston on March 15, 2019.
- Signed by Houston on Oct. 31, 2017.
- Waived by Houston on Oct. 28, 2017.
- Signed by Houston as an undrafted college free agent on May 8, 2015.

### CAREER HIGHLIGHTS:

- Played in 119 career games with 44 starts – 22 at right tackle, 12 at left tackle and 10 as an extra offensive lineman.
- 2 receptions for 8 yards (4.0 avg.) and 1 TD.
- 2 miscellaneous fumble recoveries.
- Appeared in 8 postseason games with 1 start at right tackle – 4 with Houston, 2 with Cleveland, 1 with Tennessee and 1 with Miami.

### 2024 (MIAMI):

- Played in 15 games with 7 starts at right tackle.
- Inactive for 1 game.
- Missed the rest of the season after being placed on injured reserve on Jan. 1.
- 1 miscellaneous fumble recovery.

### VS. LAS VEGAS (11/17):

- Started at right tackle.
- Helped the offense total 353 yards and 34 points, scoring on six of seven possessions in the win.

### VS. N.Y. JETS (12/8):

- Started at right tackle.
- Helped the offense total 375 yards and 32 points while not surrendering a sack or quarterback hit.

### VS. SAN FRANCISCO (12/22):

- Started at right tackle.
- Helped the Dolphins total 381 yards of offense including 166 rushing yards while not allowing QB Tua Tagovailoa to get sacked.

### 2023 (MIAMI):

- Played in all 17 games with 8 starts – 7 at left tackle and 1 at right tackle.

### AT L.A. CHARGERS (9/10):

- Started at left tackle.
- Helped the offense total 536 yards and 36 points while not allowing QB Tua Tagovailoa to get sacked.

### AT NEW ENGLAND (9/17):

- Started at left tackle.
- Helped the offense total 389 yards and pave the way for RB Raheem Mostert to rush for 121 yards and 2 TDs.

### VS. NEW ENGLAND (10/29):

- Started at left tackle.
- Protected QB Tua Tagovailoa who completed 30-of-45 passes for 324 yards and 3 TDs.

### POSTSEASON:

### AFC WILD CARD AT KANSAS CITY (1/13):

- Played but did not record any stats.

### 2022 (DETROIT/MIAMI):

- Started 1 game at left tackle with Miami.
- Inactive for 1 game with Miami.
- Signed to Miami's active roster on Dec. 31.
- Spent 4 weeks on Miami's practice squad and was elevated twice but did not play.
- Signed to Miami's practice squad on Nov. 28.
- Released by Detroit on Aug. 29.
- Spent offseason and training camp with Detroit.
- Signed by Detroit on Aug. 8.

### AT NEW ENGLAND (1/1):

- Started at left tackle.
- Made his Dolphins debut.

### POSTSEASON:

### AFC WILD CARD AT BUFFALO (1/15):

- Inactive.

### 2021 (TENNESSEE):

- Played in 12 games with 1 start at left tackle.
- Inactive for 3 games.
- Spent 2 games on the Reserve/COVID-19 list.

### VS. ARIZONA (9/12):

- Played but did not record any stats.

- Made his Tennessee debut.

### VS. KANSAS CITY (10/24):

- Started at left tackle.
- It was his 1st start for the Titans.

### POSTSEASON:

### AFC DIVISIONAL VS. CINCINNATI (1/22):

- Played but did not record any stats.

### 2020 (CLEVELAND):

- Played in 15 games with 1 start at left tackle.
- Inactive for 1 game.
- 1 reception for 1 yard and 1 TD.

### AT TENNESSEE (12/6):

- 1 reception for 1 yard and 1 TD.

- Recorded his 1st career TD on a 1-yard pass from QB Baker Mayfield in the 2nd quarter.

**AT N.Y. JETS (12/27):** Started at left tackle.

#### POSTSEASON:

**AFC WILD CARD AT PITTSBURGH (1/10):** Played but did not record any stats.

**AFC DIVISIONAL AT KANSAS CITY (1/17):** Played but did not record any stats.

#### 2019 (CLEVELAND):

- Played in 4 games with 2 starts at right tackle.
- Inactive for 12 games.

**VS. TENNESSEE (9/8):** Played but did not record any stats.

- Made his Cleveland debut.

**VS. CINCINNATI (12/8):** Started at right tackle.

- Made his 1st start with the Browns.

**AT ARIZONA (12/15):** Started at right tackle.

#### 2018 (HOUSTON):

- Played in 15 games with 13 starts at right tackle.
- Inactive for 1 game.

**AT INDIANAPOLIS (9/30):** Started at right tackle.

- Helped the offense gain 466 total yards.

**VS. JACKSONVILLE (12/30):** Started at right tackle.

#### POSTSEASON:

**AFC WILD CARD VS. INDIANAPOLIS (1/5):** Started at right tackle.

#### 2017 (HOUSTON):

- Played in 10 games with 4 starts – 1 at left tackle and 3 as an extra offensive lineman.
- Inactive for 5 games.

**VS. JACKSONVILLE (9/10):** Started at left tackle.

#### 2016 (HOUSTON):

- Played in 15 games with 3 starts as an extra offensive lineman.
- Dressed but did not play in 1 game.

**VS. TENNESSEE (10/2):** Started as an extra offensive lineman.

#### POSTSEASON:

**AFC WILD CARD VS. OAKLAND (1/7):** Played but did not record any stats.

**AFC DIVISIONAL AT NEW ENGLAND (1/14):** Played but did not record any stats.

#### 2015 (HOUSTON):

- Played in 15 games with 4 starts as an extra offensive lineman.
- 1 miscellaneous fumble recovery.

**AT CAROLINA (9/20):** Played but did not record any stats.

- Made his NFL debut.

**VS. INDIANAPOLIS (10/8):** Started as an extra offensive lineman.

- Made his 1st NFL start.

**AT BUFFALO (12/6):** 1 reception for 7 yards.

- Caught a 7-yard pass from QB Brian Hoyer to convert a 3rd-and-1 in the 1st quarter for his 1st career reception.

#### POSTSEASON:

**AFC DIVISIONAL VS. KANSAS CITY (1/9):** Played but did not record any stats.

### BEFORE THE NFL

#### COLLEGE (APPALACHIAN STATE):

- 4-year starter (2011-14).

**CAREER:** Played in 43 games with 42 starts at left tackle.

**SENIOR (2014):** Started all 12 games at left tackle.

- 1st-team All-Sun Belt Conference.

**JUNIOR (2013):** Started all 12 games at left tackle.

- 1st-team All-Southern Conference.

**SOPHOMORE (2012):** Started 11 games at left tackle.

**REDSHIRT FRESHMAN (2011):** Played in 8 games with 7 starts at left tackle.

- Redshirted in 2010.

#### HIGH SCHOOL (BUTLER HS – MATTHEWS, N.C.)

**SENIOR (2009):**

- 1st-team all-state.
- All-conference.
- Helped his school win its first state championship.

**JUNIOR (2008):**

- All-conference.

**SOPHOMORE (2007):**

- All-conference.

### OFF THE FIELD

#### PERSONAL:

- MAJOR:** Communication and public relations.

### KENDALL LAMM'S NFL REGULAR SEASON STATS

**GAMES/STARTS:** (Houston) 2015: 15/4, 2016: 15/3, 2017: 10/4, 2018: 15/13, (Cleveland) 2019: 4/2, 2020: 15/1, (Tennessee) 2021: 12/1, (Miami) 2022: 1/1, 2023: 17/8, 2024: 15/7 **NFL TOTALS: 119/44**

### KENDALL LAMM'S NFL PLAYOFF STATS

**GAMES/STARTS:** (Houston) 2015: 1/0, 2016: 2/0, 2018: 1/1, (Cleveland) 2020: 2/0, (Tennessee) 2021: 1/0, (Miami) 2023: 1/0 **PLAYOFF TOTALS: 8/1**

### ADDITIONAL STATS

**Receiving:** (Houston) 1 for 7 yards in 2015, (Cleveland) 1 for 1 yard and 1 TD in 2020 for total of 2 for 8 yards and 1 TD.

**Miscellaneous Tackles:** (Cleveland) 1 in 2019.

**Miscellaneous Fumble Recoveries:** (Houston) 1 in 2015, (Miami) 1 in 2024 for a total of 2.



32

PATRICK  
McMORRIS

SAFETY // 6-0 // 206 // CALIFORNIA '24

ACQUIRED: D6, '24

HOMETOWN: SANTA ANA, CALIF. // BORN: 10/18/01

NFL: ROOKIE SEASON // DOLPHINS: ROOKIE SEASON

NFL CAREER

TRANSACTIONS:

- 6th-round pick (198th overall) by Miami in the 2024 NFL Draft.

CAREER HIGHLIGHTS:

- Played in 6 career games.
- 1 solo tackle.

2024 (MIAMI):

- Played in 6 games.
- 1 solo tackle.
- Missed the first 11 games of the season after being placed on injured reserve on Aug. 28 and activated on Nov. 26.

- AT GREEN BAY (11/28):** Played but did not record any stats.
- Made his NFL debut.

BEFORE THE NFL

COLLEGE (CALIFORNIA):

- Transferred to California from San Diego State as a graduate transfer following his senior year in 2022.

**CAREER (AT CALIFORNIA):** Started all 13 games; 90 tackles (50 solo), 1.0 sack, 1 interception, 8 passes defended, 2 forced fumbles and 2 fumble recoveries.

**GRAD (2023 AT CALIFORNIA):** Started all 13 games; 90 tackles (50 solo), 1.0 sack, 1 interception, 8

passes defended, 2 forced fumbles and 2 fumble recoveries.

- All-Pac 122 Honorable Mention.

**SENIOR (2022 AT SAN DIEGO STATE):** Started all 12 games; 61 tackles (28 solo), 1 interception, 6 passes defended and 1 fumble recovery; 1 fumble return for a TD.

- 1st-team All-Mountain West.

**JUNIOR (2021 AT SAN DIEGO STATE):** Started all 14 games; 90 tackles (53 solo), 4 interceptions, 13 passes defended and 1 fumble recovery.

- 1st-team All-Mountain West.

**SOPHOMORE (2020 AT SAN DIEGO STATE):** Played in 7 games with 1 start; 10 tackles (5 solo) and 1 pass defended.

**TRUE FRESHMAN (2019 AT SAN DIEGO STATE):** Played in 9 games; 1 solo tackle.

HIGH SCHOOL (SANTA ANA HS – SANTA ANA, CALIF.)

- Played on both sides of the ball.
- Also played basketball.

**SENIOR (2018):** 141 carries for 1,801 yards (12.8 avg.) and 23 TDs; 17 receptions for 375 yards (22.1 avg.) and 2 TDs; 99 tackles and 2 interceptions.

OFF THE FIELD

PERSONAL:

- GRADUATE DEGREE:** Business administration.
- MAJOR:** Interdisciplinary studies.

PATRICK McMORRIS' NFL REGULAR SEASON STATS															
YEAR	TEAM	GP	GS	TACKLES					INTERCEPTIONS					FUMBLES	
				TOT	SOLO	ASST	SK	YDS	INT	YDS	LG	TD	PD	FF	FR
2024	MIAMI	6	0	1	1	0	0.0	0.0	0	0	-	0	0	0	0
	NFL TOTALS	6	0	1	1	0	0.0	0.0	0	0	-	0	0	0	0



## NFL CAREER

### TRANSACTIONS:

- Signed to Miami's active roster on Dec. 17, 2024.
- Signed to Miami's practice squad on Dec. 16, 2024.
- Waived by Minnesota on Dec. 3, 2024.
- Signed to Minnesota's active roster on Nov. 27, 2024.
- Signed to Minnesota's practice squad on Nov. 6, 2024.
- Released by Chicago on Oct. 29, 2024.
- Signed to Chicago's practice squad on Oct. 15, 2024.
- Signed to Detroit's active roster on Nov. 15, 2023.
- Signed to Detroit's practice squad on Nov. 1, 2023.
- Released by Detroit on Aug. 7, 2023.
- Signed by Detroit on March 20, 2023.
- Signed by Dallas on Sept. 1, 2022.
- Released by Dallas on Aug. 30, 2022.
- Signed by Dallas on Sept. 2, 2021.
- Released by Dallas on Aug. 31, 2021.
- Signed by Dallas on March 22, 2021.
- Signed by St. Louis as an undrafted college free agent on July 29, 2011.

### CAREER HONORS:

- 2017 Pro Bowl selection.
- 2016 Pro Bowl selection.

### CAREER HIGHLIGHTS:

- Played in 197 career games.
- 11 special teams tackles (7 solo).
- Appeared in 10 postseason games – 6 with St. Louis/L.A. Rams, 1 with Dallas and 3 with Detroit.

### 2024 (MINNESOTA/MIAMI):

- Played in 3 games with Miami.
- Played in 4 games with Minnesota.
- 1 assisted special teams tackles with Minnesota.

**VS. SAN FRANCISCO (12/22):** Played but did not record any stats.

- Made his Dolphins debut.

### 2023 (DETROIT):

- Played in 9 games.
- 1 assisted special teams tackle.

**AT NEW ORLEANS (12/3):** 1 assisted special teams tackle.

### POSTSEASON:

**NFC WILD CARD VS. L.A. RAMS (1/4):** Played but did not record any stats.

**NFC DIVISIONAL VS. TAMPA BAY (1/21):** Played but did not record any stats.

**NFC CHAMPIONSHIP AT SAN FRANCISCO (1/28):** Played but did not record any stats.

### 2022 (DALLAS):

- Played in 4 games.
- Missed the remainder of the season after being placed on injured reserve on Oct. 5, 2022.

### 2021 (DALLAS):

- Played in all 17 games.
- 1 assisted special teams tackle.

**VS. PHILADELPHIA (9/27):** 1 assisted special teams tackle.

### POSTSEASON:

**NFC WILD CARD VS. SAN FRANCISCO (1/16):** Played but did not record any stats.

### 2020 (L.A. RAMS):

- Played in all 16 games.

### POSTSEASON:

**NFC WILD CARD AT SEATTLE (1/9):** Played but did not record any stats.

**NFC DIVISIONAL AT GREEN BAY (1/16):** Played but did not record any stats.

### 2019 (L.A. RAMS):

- Played in all 16 games.

### 2018 (L.A. RAMS):

- Played in all 16 games.
- 2 special teams tackles (1 solo).

**AT OAKLAND (9/10):** 1 assisted special teams tackle.

**VS. KANSAS CITY (11/19):** 1 solo special teams tackle.

#### POSTSEASON:

**NFC DIVISIONAL VS. DALLAS (1/12):** Played but did not record any stats.

**NFC CHAMPIONSHIP AT NEW ORLEANS (1/20):** Played but did not record any stats.

**SUPER BOWL LIII VS. NEW ENGLAND (2/3):** Played but did not record any stats.

#### 2017 (L.A. RAMS):

- Played in all 16 games.

#### POSTSEASON:

**NFC WILD CARD VS. ATLANTA (1/6):** Played but did not record any stats.

#### HONORS:

- Selected to the Pro Bowl for the 2nd time in his career.

#### 2016 (L.A. RAMS):

- Played in all 16 games.
- 1 solo special teams tackle.

**AT ARIZONA (10/2):** 1 solo special teams tackle.

#### HONORS:

- Selected to the Pro Bowl for the 1st time in his career.

#### 2015 (ST. LOUIS):

- Played in all 16 games.
- 1 assisted special teams tackle.

**AT CINCINNATI (11/29):** 1 assisted special teams tackle.

#### 2014 (ST. LOUIS):

- Played in all 16 games.
- 2 solo special teams tackles.

**VS. SEATTLE (10/19):** 1 solo special teams tackle.

**AT KANSAS CITY (10/26):** 1 solo special teams tackle.

#### 2013 (ST. LOUIS):

- Played in all 16 games.

#### 2012 (ST. LOUIS):

- Played in all 16 games.
  - 1 solo special teams tackle.
- AT ARIZONA (11/25):** 1 solo special teams tackle.

#### 2011 (ST. LOUIS):

- Played in all 16 games.
- 2 solo special teams tackles.

**VS. PHILADELPHIA (9/11):** Played but did not record any stats.

- Made his NFL debut.

**AT SAN FRANCISCO (12/4):** 1 solo special teams tackle.

**VS. CINCINNATI (12/18):** 1 solo special teams tackle.

### BEFORE THE NFL

#### COLLEGE (OHIO STATE):

- 3-year letterman (2008-10).

**SENIOR (2010):** Served as team's long snapper.

**JUNIOR (2009):** Served as team's long snapper.

**SOPHOMORE (2008):** Earned a scholarship as the team's long snapper.

**REDSHIRT FRESHMAN (2007):** Split long snapping duties with two others.

- Redshirted in 2006.

#### HIGH SCHOOL (ELDER HS – CINCINNATI, OHIO)

- Also played basketball.
- Played long snapper and tight end.

**SENIOR (2005):**

- 10 receptions for 125 yards. (12.5 avg.).

### OFF THE FIELD

#### PERSONAL:

- **MAJOR:** Aeronautical engineering.

### JAKE McQUAIDE'S NFL REGULAR SEASON STATS


**GAMES/STARTS:** (St. Louis/L.A. Rams) 2011: 16/0, 2012: 16/0, 2013: 16/0, 2014: 16/0, 2015: 16/0, 2016: 16/0, 2017: 16/0, 2018: 16/0, 2019: 16/0, 2020: 16/0, (Dallas) 2021: 17/0, 2022: 4/0, (Detroit) 2023: 9/0, (Minnesota) 2024: 4/0, (Miami) 2024: 3/0 **NFL TOTALS: 197/0**

### JAKE McQUAIDE'S NFL PLAYOFF STATS

**GAMES/STARTS:** (L.A. Rams) 2017: 1/0, 2018: 3/0, 2020: 2/0, (Dallas) 2021: 1/0, (Detroit) 2023: 3/0 **PLAYOFF TOTALS: 10/0**

### ADDITIONAL STATS

**Special Teams Tackles:** (St. Louis/L.A. Rams) 2 in 2011, 1 in 2012, 2 in 2014, 1 in 2015, 1 in 2016, 2 in 2018, (Dallas) 1 in 2021, (Detroit) 1 in 2023 for total of 11.



60

ANDREW MEYER

OFFENSIVE LINE // 6-3 // 295 // UTEP '24

ACQUIRED: FA '24

HOMETOWN: SAN MARCOS, CALIF. // BORN: 1/14/00

NFL: ROOKIE SEASON // DOLPHINS: ROOKIE SEASON

NFL CAREER

TRANSACTIONS:

- Signed by Miami as an undrafted college free agent on May 10, 2024.

2024 (MIAMI):

- Dressed but did not play in 3 games.
- Inactive for 14 games.

BEFORE THE NFL

COLLEGE (UTEP):

CAREER: Played in 55 games with 43 starts.

GRAD (2023): Started all 12 games.

- 1st-team All-Conference USA.

SENIOR (2022): Played in 12 games with 11 starts.

JUNIOR (2021): Started all 12 games.

- All-Conference USA Honorable Mention.

SOPHOMORE (2020): Started all 8 games.

- All-Conference USA Honorable Mention.

REDSHIRT FRESHMAN (2019): Played in 11 games.

- Redshirted in 2018.

HIGH SCHOOL (SAN MARCOS HS – SAN MARCOS, CALIF.)

- Played offensive and defensive line.

OFF THE FIELD

PERSONAL:

- GRADUATE DEGREE: Leadership studies.
- MAJOR: History.

ANDREW MEYER'S NFL REGULAR SEASON STATS	
GAMES/STARTS: 2024: 0/0	NFL TOTALS: 0/0



31

RAHEEM

MOSTERT

RUNNING BACK // 5-10 // 205 // PURDUE '15

ACQUIRED: UFA '22

HOMETOWN: NEW SMYRNA BEACH, FLA. // BORN: 4/9/92

NFL: 10TH SEASON // DOLPHINS: THIRD SEASON

 2019
  2023

### NFL CAREER

#### TRANSACTIONS:

- Signed by Miami as an unrestricted free agent from San Francisco on March 17, 2022.
- Signed to San Francisco's active roster on Dec. 31, 2016.
- Signed to San Francisco's practice squad on Nov. 28, 2016.
- Released from Chicago's practice squad on Oct. 21, 2016.
- Signed to Chicago's practice squad on Oct. 4, 2016.
- Waived by Chicago on Oct. 3, 2016.
- Signed to Chicago's active roster on Sept. 21, 2016.
- Signed to Chicago's practice squad on Sept. 13, 2016.
- Released from the N.Y. Jets' practice squad on Sept. 12, 2016.
- Signed to the N.Y. Jets' practice squad on Sept. 6, 2016.
- Waived by Cleveland on Sept. 4, 2016.
- Awarded off waivers to Cleveland on Dec. 16, 2015.
- Waived by Baltimore on Dec. 15, 2015.
- Awarded off waivers to Baltimore on Oct. 14, 2015.
- Waived by Miami on Oct. 13, 2015.
- Signed by Miami off Philadelphia's practice squad on Sept. 15, 2015.
- Signed to Philadelphia's practice squad on Sept. 6, 2015.
- Waived by Philadelphia on Sept. 5, 2015.
- Signed by Philadelphia as an undrafted college free agent on May 2, 2015.

#### CAREER HONORS:

- No. 60 on the NFL Network Top 100 list in 2024.
- 2023 PFWA All-AFC.
- 2023 Pro Bowl selection.
- AFC Offensive Player of the Week (vs. Carolina, 10/15/23).
- FedEx Ground Player of the Week (vs. Carolina, 10/15/23).

#### CAREER HIGHLIGHTS:

- Played in 103 career games with 39 starts.
- 759 carries for 3,791 yards (5.0 avg.) and 34 TDs.

- 111 receptions for 899 yards (8.1 avg.) and 8 TDs.
- 53 kickoff returns for 1,192 yards (22.5 avg.).
- 26 special teams tackles (23 solo).
- 1 miscellaneous tackle.
- Appeared in 4 postseason games with 1 start – 3 with San Francisco and 1 with Miami.
- His 4.99 yards per carry average is 4th among all NFL running backs in the Super Bowl era (minimum 750 attempts):

NFL RUSHING AVERAGE LEADERS				
(RBs only in Super Bowl era; min. 750 att.)				
PLAYER	YEARS	ATT	YDS	AVG
1. Jamaal Charles	2008-18	1,407	7,563	5.38
2. Mercury Morris	1970-76	781	4,023	5.15
3. Nick Chubb	2018-24	1,340	6,843	5.11
4. <b>RAHEEM MOSTERT</b>	<b>2015-24</b>	<b>759</b>	<b>3,791</b>	<b>4.99</b>
5. Barry Sanders	1989-98	3,062	15,269	4.98

- His 18 rushing TDs in 2023 led the league:

MOST RUSHING TOUCHDOWNS IN 2023				
PLAYER	TEAM	ATT	YDS	TDs
1. <b>RAHEEM MOSTERT</b>	<b>MIA</b>	<b>209</b>	<b>1,012</b>	<b>18</b>
2. Josh Allen	Buf.	111	524	15
3. Jalen Hurts	Phi.	157	605	15
4. Christian McCaffrey	SF	272	1,459	14
5. Gus Edwards	Bal.	198	810	13
David Montgomery	Det.	219	1,015	13

- His 21 total TDs in 2023 are the most in franchise history and 3rd-most by an undrafted player in single-season NFL history:

MOST TOTAL TOUCHDOWNS IN A SEASON IN DOLPHINS HISTORY			
PLAYER	YEAR	TOTAL TDs	
1. <b>RAHEEM MOSTERT</b>	<b>2023</b>	<b>21 (18 RUSH, 3 REC.)</b>	
2. Mark Clayton	1984	18 (18 rec.)	
3. Ricky Williams	2002	17 (16 rush, 1 rec.)	
4. Karim Abdul-Jabbar	1997	16 (15 rush, 1 rec.)	
Lamar Smith	2000	16 (14 rush, 2 rec.)	

- His 18 rushing TDs in 2023 are the most in franchise history:

MOST RUSHING TOUCHDOWNS IN A SEASON IN DOLPHINS HISTORY		
PLAYER	YEAR	RUSHING TDs
1. <b>RAHEEM MOSTERT</b>	<b>2023</b>	<b>18</b>
2. Ricky Williams	2002	16
3. Karim Abdul-Jabbar	1997	15
4. Lamar Smith	2000	14
5. Larry Csonka	1979	12
Don Nottingham	1975	12
Mercury Morris	1972	12

- His 4 total TDs on Sept. 24, 2023 vs. the Denver Broncos for the most in franchise history:

MOST TOUCHDOWNS IN A GAME IN DOLPHINS HISTORY				
PLAYER	DATE	OPP.	TDs	
1. <b>RAHEEM MOSTERT</b>	<b>9/24/23</b>	<b>VS. DEN.</b>	<b>4</b>	
De'Von Achane	9/24/23	vs. Den.	4	
Ronnie Brown	9/21/08	at NE	4	
Mark Ingram	11/27/94	at NYJ	4	
Paul Warfield	12/15/73	vs. Det.	4	

- His 220 rushing yards in the 2019 NFC Championship (1/19/20) vs. Green Bay were the 2nd-most rushing yards in a playoff game in NFL history:

MOST RUSHING YARDS IN A PLAYOFF GAME					
PLAYER	TM	DATE, OPP	ATT	YDS	
1. Eric Dickerson	LAR	1/4/86, Dal.	34	248	
2. <b>RAHEEM MOSTERT</b>	<b>SF</b>	<b>1/19/20, GB</b>	<b>29</b>	<b>220</b>	
3. Lamar Smith	Mia.	12/30/00, Ind.	40	209	
4. Keith Lincoln	SD	1/5/64, Bos.	13	206	
5. Timmy Smith	Was.	1/31/88, Den.	22	204	

- His 4 rushing TDs in the 2019 NFC Championship (1/19/20) vs. Green Bay were tied for the 2nd-most rushing TDs in a playoff game in NFL history.

## 2024 (MIAMI):

- Played in 13 games with 1 start.
- Inactive for 4 games.
- 85 carries for 278 yards (3.3 avg.) and 2 TDs.
- 19 receptions for 161 yards (8.5 avg.).
- 2 kickoff returns for 42 yards (21.0 avg.).

**AT NEW ENGLAND (10/6):** 19 carries for 80 yards (4.2 avg.); 2 receptions for 18 yards (9.0 avg.).

**VS. ARIZONA (10/27):** 9 carries for 19 yards (2.9 avg.) and 2 TDs; 1 reception for 11 yards.

- Scored on a 1-yard TD run on Miami's opening possession.
- Scored on a 6-yard TD run in the 4th quarter.

**AT BUFFALO (11/3):** 10 carries for 56 yards (5.6 avg.); 2 receptions for 32 yards (16.0 avg.).

### HONORS:

- No. 60 on the NFL Network Top 100 list.

## 2023 (MIAMI):

- Started 15 games.
- Inactive for 2 games.
- 209 carries for 1,012 yards (4.8 avg.) and 18 TDs.
- 25 receptions for 175 yards (7.0 avg.) and 3 TDs.
- His 21 total TDs and 18 rushing TDs were both single-season team records.
- His 18 rushing TDs led the NFL and were the 1st time a Dolphins player was the sole league leader in rushing TDs since 1972 (Mercury Morris).
- His 21 total TDs were tied for the NFL lead (Christian McCaffrey).

**AT NEW ENGLAND (9/17):** 18 carries for 121 yards (6.7 avg.) and 2 TDs; 1 reception for 6 yards (6.0 avg.).

- Scored on an 8-yard run with 9:39 left in the 2nd quarter to put Miami on the board.
- Scored on a 43-yard run with 8:45 left in the 4th quarter to extend Miami's lead to 24-10.
- Topped 100 rushing yards for the 1st time this season and 4th time in the regular season in his career.

**VS. DENVER (9/24):** 13 carries for 82 yards (6.3 avg.) and 3 TDs; 7 receptions for 60 yards (8.6 avg.) and 1 TD.

- Tied the franchise record for most total TDs (4) and points scored (24) in a game.
- Scored on a 20-yard run with 1:49 left in the 2nd quarter to give Miami a 28-10 lead.
- Scored Miami's 2nd TD in a span of 20 seconds on a 3-yard run with 1:29 left in the 2nd quarter.
- Scored on a 1-yard run in the 3rd quarter to extend Miami's lead to 42-13.
- Caught a 19-yard TD pass from QB Tua Tagovailoa in the 3rd quarter.

**VS. CAROLINA (10/15):** 17 carries for 115 yards (6.8 avg.) and 2 TDs; 3 receptions for 17 yards (5.7 avg.) and 1 TD.

- Caught a 3-yard TD pass from QB Tua Tagovailoa in the 2nd quarter.
- Scored on a 4-yard run in the 3rd quarter to extend Miami's lead to 28-14.
- Scored on a 1-yard run on Miami's first possession of the 4th quarter.

**VS. TENNESSEE (12/11):** 21 carries for 96 yards (4.6 avg.) and 2 TDs; 1 reception for 4 yards (4.0 avg.).

- Scored on a 3-yard run in the 4th quarter to give Miami a 20-13 lead.
- Scored on a 5-yard rush with 4:34 remaining in the 4th quarter.
- His 2 TDs gave him 16 rushing scores for the season and 18 total touchdowns, both tying single-season franchise records.

**VS. N.Y. JETS (12/17):** 15 carries for 42 yards (2.8 avg.) and 2 TDs; 2 receptions for 1 yard (0.5 avg.).

- Scored on a 2-yard TD run with 7:37 remaining in the 1st quarter.
- It broke the team's single-season total touchdown and single-season rushing touchdown records.
- Scored on a 1-yd TD run with 1:03 remaining in the 2nd quarter.
- At 31 years old, became the 2nd-oldest player in NFL history to score 20 TDs in a season. Only Washington RB John Riggins, who had 24 TDs in 1983 at 34 years old, was older.

**VS. DALLAS (12/24):** 11 carries for 46 yards (4.2 avg.); 1 reception for 4 yards (4.0 avg.) and 1 TD.

- Caught a 4-yard TD pass from QB Tua Tagovailoa to give Miami a 13-7 lead with 17 seconds left in the 2nd quarter.
- At 31 years old, became the 2nd-oldest player in NFL history to rush for 1,000 yards for the 1st time in his career. Only Pittsburgh RB John Henry Johnson, who had 1,141 yards in 1962 at 33 years old, was older.
- Became the 1st Dolphin since 2016 (Jay Ajayi) to rush for 1,000 yards in a season.

### POSTSEASON:

**AFC WILD CARD AT KANSAS CITY (1/13):** 8 carries for 33 yards (4.1 avg.); 1 receptions for -3 yards.

### PRO BOWL:

- Selected to start the Pro Bowl for the 1st time in his career.
- Joined Fred Taylor (2007) as the only players in NFL history to be selected as running backs to their 1st Pro Bowl at 31+ years of age.

## HONORS:

- PFWA All-AFC.
- AFC Offensive Player of the Week (vs. Carolina, 10/15).
- FedEx Ground Player of the Week (vs. Carolina, 10/15).

## 2022 (MIAMI):

- Played in 16 games with 14 starts.
- Inactive for 1 game.
- 181 carries for 891 yards (4.9 avg.) and 3 TDs.
- 31 receptions for 202 yards (6.5 avg.) and 2 TDs.
- 25 kickoff returns for 502 yards (20.1 avg.).
- 1 miscellaneous tackle.

**AT N.Y. JETS (10/9):** 18 carries for 113 yards (6.3 avg.) and 1 TD; 1 reception for 9 yards.

- Topped 100 rushing yards for just the 2nd time in the regular season in his career.
- Scored on a 12-yard run with 9:55 left in the 2nd quarter to put Miami on the board.

**VS. PITTSBURGH (10/23):** 16 carries for 79 yards (4.9 avg.); 4 receptions for 30 yards (7.5 avg.) and 1 TD.

- Caught a 8-yard TD pass from QB Tua Tagovailoa on the opening drive of the game.

**AT BUFFALO (12/17):** 17 carries for 136 yards (8.0 avg.); 1 reception for 20 yards.

- Had a 67-yard carry in the 1st quarter that set up a Miami field goal.
- Rushed for 101 yards in the 1st quarter, becoming 1st Dolphins player since at least 1991 to top 100 rushing yards in the 1st quarter of a game

## POSTSEASON:

**AFC WILD CARD AT BUFFALO (1/15):** Inactive.

## 2021 (SAN FRANCISCO):

- Played in 1 game.
- Missed the rest of the season after being placed on injured reserve on Sept. 13.
- 2 carries for 20 yards (10.0 avg.).

**AT DETROIT (9/12):** 2 carries for 20 yards (10.0 avg.).

## 2020 (SAN FRANCISCO):

- Started 8 games.
- Inactive for 2 games.
- Missed 6 games with 2 stints on injured reserve.
- 104 carries for 521 yards (5.0 avg.) and 2 TDs.
- 16 receptions for 156 yards (9.8 avg.) and 1 TD.

**VS. ARIZONA (9/13):** 15 carries for 56 yards (3.7 avg.); 4 receptions for 95 yards (23.8 avg.) and 1 TD.

- Caught a 76-yard TD pass from QB Jimmy Garoppolo to give San Francisco a 10-0 lead in the 1st quarter.

**AT N. Y. JETS (9/20):** 8 carries for 92 yards (11.5 avg.) and 1 TD; 2 receptions for 15 yards (7.5 avg.).

- Scored on an 80-yard TD run on the first offensive play of the game.

**VS. MIAMI (10/11):** 11 carries for 90 yards (8.2 avg.); 3 receptions for 29 yards (9.7 avg.).

## 2019 (SAN FRANCISCO):

- Played in all 16 games.
- 137 carries for 772 yards (5.6 avg.) and 8 TDs.

- 14 receptions for 180 yards (12.9 avg.) and 2 TDs.
- 0 kickoff returns for -19 yards.
- 11 special teams tackles (8 solo).
- 2 miscellaneous fumble recoveries.

**AT CINCINNATI (9/15):** 13 carries for 83 yards (6.4 avg.); 3 receptions for 68 yards (22.7 avg.) and 1 TD; 1 solo special teams tackle.

- Caught a 39-yard TD pass from QB Jimmy Garoppolo to give San Francisco a 14-7 lead in the 1st quarter.

**AT BALTIMORE (12/1):** 19 carries for 146 yards (7.7 avg.) and 1 TD; 2 receptions for 8 yards (4.0 avg.).

- Scored on a 40-yard TD run in the 2nd quarter to tie the game at 14-14.

**AT SEATTLE (12/29):** 10 carries for 57 yards (5.7 avg.) and 2 TDs; 1 reception for 16 yards; 2 solo special teams tackles.

- Scored on a 2-yard TD run to extend San Francisco's lead to 19-7 in the 3rd quarter.

- Scored on a 13-yard TD run in the 4th quarter to extend San Francisco's lead to 26-14.

## POSTSEASON:

**NFC DIVISIONAL VS. MINNESOTA (1/11):** 12 carries for 58 yards; 1 solo special teams tackle.

**NFC CHAMPIONSHIP VS. GREEN BAY (1/19):** 29 carries for 220 yards (7.6 avg.) and 4 TDs; 2 receptions for 6 yards (3.0 avg.).

- Scored on a 36-yard TD run to give San Francisco a 7-0 lead in the 1st quarter.

- Scored on a 9-yard TD run in the 2nd quarter to give San Francisco a 17-0 lead.

- Scored on an 18-yard TD run to give San Francisco a 27-0 lead in the 2nd quarter.

- Scored on a 22-yard TD run to extend San Francisco's lead in the 3rd quarter to 34-7.

- His 220 rushing yards were the 2nd-most rushing yards and rushing TDs in a playoff game in NFL history.

**SUPER BOWL LIV VS. KANSAS CITY (2/2):** 12 carries for 58 yards (4.8 avg.) and 1 TD; 1 reception for 2 yards.

- Scored on a 1-yard TD run to give San Francisco a 20-10 lead in the 3rd quarter.

## 2018 (SAN FRANCISCO):

- Played in all 9 games.
- Missed the rest of the season after being placed on injured reserve on Nov. 2.
- 34 carries for 261 yards (7.7 avg.) and 1 TD.
- 6 receptions for 25 yards (4.2 avg.).
- 6 solo special teams tackles.

**AT GREEN BAY (10/15):** 12 carries for 87 yards (7.3 avg.).

**VS. L.A. RAMS (10/21):** 7 carries for 59 yards (8.4 avg.); 4 receptions for 19 yards (4.8 avg.); 1 solo special teams tackle.

**VS. OAKLAND (11/1):** 7 carries for 86 yards (12.3 avg.) and 1 TD.

- Scored on a 52-yard TD run to give San Francisco a 31-3 lead in the 3rd quarter.

## 2017 (SAN FRANCISCO):

- Played in 11 games.
- Missed the rest of the season after being placed on injured reserve on Nov. 29.
- 6 carries for 30 yards (5.0 avg.).

- 5 kickoff returns for 83 yards (16.6 avg.).
- 8 solo special teams tackles.

**VS. L.A. RAMS (9/21):** 4 carries for 11 yards (2.8 avg.); 1 kickoff return for 20 yards; 1 solo special teams tackle.

**AT ARIZONA (10/1):** 2 solo special teams tackles.

**AT WASHINGTON (10/15):** 1 carry for 16 yards; 2 solo special teams tackles.

## 2016 (N.Y. JETS/CHICAGO/SAN FRANCISCO):

- Played in 1 game with San Francisco.
- Spent 4 games on San Francisco's practice squad.
- 1 carry for 6 yards with San Francisco.
- 2 kickoff returns for 35 yards (17.5 avg.) with San Francisco.
- 0 punt returns for 33 yards with San Francisco.
- Played in 2 games with Chicago.
- Spent 4 games on Chicago's practice squad.
- Spent 1 game on the N.Y. Jets' practice squad.
- Spent the offseason and training camp with Cleveland.

**VS. SEATTLE (1/1):** 1 carry for 6 yards; 2 punt returns for 35 yards (17.5 avg.); 0 punt returns for 33 yards.

- Caught a lateral off a punt return from WR Jeremy Kerley and returned it 33 yards.

## 2015 (PHILADELPHIA/MIAMI/BALTIMORE/CLEVELAND):

- Played in 3 games with Cleveland.
- Played in 7 games with Baltimore.
- Inactive for 1 game with Baltimore.
- 1 solo special teams tackle with Baltimore.
- Played 1 game with Miami.
- Inactive for 2 games with Miami.
- Spent 1 game on Philadelphia's practice squad.
- Spent the offseason and training camp with Philadelphia.

**VS. JACKSONVILLE (11/15):** 1 solo special teams tackle; 1 kickoff return for 50 yards.

## BEFORE THE NFL

### COLLEGE (PURDUE):

- 4-year starter (2011-14).
- Also competed in track & field.
- 2014 60-meter dash and 200-meter dash Big Ten Indoor Champion.
- 2014 4x100-meter relay and 100-meter dash Big Ten Champion.
- 2014 Indoor Track and Field Honorable Mention All-America.

**CAREER:** Played in 44 games with 6 starts; 136 carries for 759 yards (5.6 avg.) and 6 TDs; 19 receptions for 122 yards (6.4 avg.); 88 kickoff returns for 2,289 yards (26.0 avg.) and 2 TDs.

**SENIOR (2014):** Played in all 12 games with 5 starts; 93 carries for 529 yards (5.7 avg.) and 3 TDs; 18 receptions for 116 yards (6.4 avg.); 34 kickoff returns for 731 yards (21.5 avg.).

**JUNIOR (2013):** Played in all 12 games with 1 start; 11 carries for 37 yards (3.4 avg.); 1 reception for 6 yards; 11 kickoff returns for 258 yards (23.5 avg.) and 1 TD.

- Switched positions from wide receiver to running back in 2013 camp.

**SOPHOMORE (2012):** Played 8 games; 16 carries for 85 yards (5.3 avg.) and 1 TD; 18 kickoff returns for 463 yards (25.7 avg.).

**TRUE FRESHMAN (2011):** Played in all 12 games; 16 carries for 108 yards (6.8 avg.) and 2 TDs; 25 kickoff returns for 837 yards (33.5 avg.) and 1 TD.

- His 33.5 kickoff return average led all of the FBS.

## HIGH SCHOOL (NEW SMYRNA BEACH HS - NEW SMYRNA BEACH, FLA.)

- Also lettered in track and won the state title in the 300-meter hurdles.

**SENIOR (2010):** 39 receptions for 723 yards (18.5 avg.) and 4 TDs; 81 tackles.

## OFF THE FIELD

### COMMUNITY:

**2023:**

- Surprised 150 children at a local Boys & Girls Club in New Smyrna Beach with a truck load of holiday gifts and toys.
- Hosted his 2nd annual Waves of Success Foundation celebrity bowling event in Davie for teenagers from local Boys & Girls Clubs.
- Hosted a business summit at his alma mater, New Smyrna Beach High School, bringing a panel of eight other professionals to present to the junior class and lead small group sessions.

**2022:**

- Hosted a toy drive and delivered toys to families in need in his hometown of New Smyrna Beach, Fla. The city then proclaimed Dec. 20, 2022 as "Raheem Mostert Day."

### PERSONAL:

- **PRONUNCIATION:** Last name is pronounced MOZE-tert.
- **MAJOR:** Organizational leadership and supervision with a minor in film studies and a certificate of entrepreneurship.

RAHEEM MOSTERT'S NFL REGULAR SEASON STATS

YEAR	TEAM	GP	GS	RUSHING					RECEIVING				
				ATT	YDS	AVG	LG	TD	REC	YDS	AVG	LG	TD
2015	MIAMI	1	0	0	0	0.0	-	0	0	0	0.0	-	0
	BALTIMORE	7	0	0	0	0.0	-	0	0	0	0.0	-	0
	CLEVELAND	3	0	0	0	0.0	-	0	0	0	0.0	-	0
2016	CHICAGO	2	0	0	0	0.0	-	0	0	0	0.0	-	0
	SAN FRANCISCO	1	0	1	6	6.0	6	0	0	0	0.0	-	0
2017	SAN FRANCISCO	11	0	6	30	5.0	16	0	0	0	0.0	-	0
2018	SAN FRANCISCO	9	0	34	261	7.7	52t	1	6	25	4.2	23	0
2019	SAN FRANCISCO	16	0	137	772	5.6	41t	8	14	180	12.9	39t	2
2020	SAN FRANCISCO	8	8	104	521	5.0	80t	2	16	156	9.8	76t	1
2021	SAN FRANCISCO	1	1	2	20	10.0	11	0	0	0	0.0	-	0
2022	MIAMI	16	14	181	891	4.9	67	3	31	202	6.5	25	2
2023	MIAMI	15	15	209	1012	4.8	49	18	25	175	7.0	22	3
2024	MIAMI	13	1	85	278	3.3	21	2	19	161	8.5	25	0
NFL TOTALS		103	39	759	3791	5.0	80t	34	111	899	8.1	76t	8

RAHEEM MOSTERT'S NFL REGULAR SEASON RETURNING STATS

		KICKOFF RETURN					PUNT RETURN					
YEAR	TEAM	KR	YDS	AVG	LG	TD	PR	FC	YDS	AVG	LG	TD
2015	MIAMI	2	57	28.5	32	0	0	0	0	0.0	-	0
	BALTIMORE	5	164	32.8	50	0	0	0	0	0.0	-	0
	CLEVELAND	12	309	25.8	53	0	0	0	0	0.0	-	0
2016	CHICAGO	0	0	0.0	-	0	0	0	0	0.0	-	0
	SAN FRANCISCO	2	35	17.5	26	0	0	0	33	0.0	33	0
2017	SAN FRANCISCO	5	83	16.6	21	0	0	0	0	0.0	-	0
2018	SAN FRANCISCO	0	0	0.0	-	0	0	0	0	0.0	-	0
2019	SAN FRANCISCO	0	-19	0.0	-	0	0	0	0	0.0	-	0
2020	SAN FRANCISCO	0	0	0.0	-	0	0	0	0	0.0	-	0
2021	SAN FRANCISCO	0	0	0.0	-	0	0	0	0	0.0	-	0
2022	MIAMI	25	502	20.1	31	0	0	0	0	0.0	-	0
2023	MIAMI	0	0	0.0	-	0	0	0	0	0.0	-	0
2024	MIAMI	2	42	21.0	23	0	0	0	0	0.0	-	0
NFL TOTALS		53	1192	22.5	53	0	0	0	33	0.0	33	0

RAHEEM MOSTERT'S NFL PLAYOFF STATS

YEAR	TEAM	GP	GS	RUSHING					RECEIVING				
				ATT	YDS	AVG	LG	TD	REC	YDS	AVG	LG	TD
2019	SAN FRANCISCO	3	0	53	336	6.3	36t	5	3	8	2.7	10	0
2023	MIAMI	1	1	8	33	4.1	8	0	1	-3	-3.0	-3	0
PLAYOFF TOTALS		4	1	61	369	6.0	36t	5	4	5	1.3	10	0

ADDITIONAL STATS

**Special Teams Tackles:** (Baltimore) 1 in 2015, (San Francisco) 8 in 2017, 6 in 2018, 11 in 2019 for total of 26 (P-1).

**Miscellaneous Tackles:** (Miami) 1 in 2022.

**Miscellaneous Fumble Recoveries:** (San Francisco) 2 in 2019, (Miami) 1 in 2023 for a total of 3.

100-YARD RUSHING GAMES (6)

DATE	OPPONENT	ATT	YDS	AVG	LG	TD
12/1/19	at Baltimore	19	146	7.7	40t	1
1/19/20	GREEN BAY*	29	220	7.6	36t	4
10/9/22	at N.Y. Jets	18	113	6.3	24	1
12/17/22	at Buffalo	17	136	8.0	67	0
9/17/23	at New England	18	121	6.7	43t	2
10/15/23	CAROLINA	17	115	6.7	49	2

\* NFC Championship

SINGLE-GAME CAREER HIGHS

<b>Rushes:</b>	29	vs. Green Bay, 1/19/20*
<b>Rushing Yards:</b>	220	vs. Green Bay, 1/19/20*
<b>Longest Rush:</b>	80t	at N.Y. Jets, 9/20/20
<b>Rushing TDs:</b>	4	vs. Green Bay, 1/19/20*
<b>Receptions:</b>	8	at New England, 1/1/23
<b>Receiving Yards:</b>	95	vs. Arizona, 9/13/20
<b>Longest Reception:</b>	76t	vs. Arizona, 9/13/20
<b>Receiving TDs:</b>	1	7 times, last: vs. Carolina, 10/15/23
<b>Kickoff Returns:</b>	6	vs. Green Bay, 12/25/22
<b>Kickoff Return Yards:</b>	159	at Seattle, 12/20/15
<b>Longest Kickoff Return:</b>	53	at Seattle, 12/20/15

\* NFC Championship

## 2015 GAME-BY-GAME STATS (MIAMI/BALTIMORE/ CLEVELAND)

DATE	OPPONENT	P/S	ATT	YDS	AVG	LG	TD
09/13	at Washington		NOT ON ROSTER				
09/20	at Jacksonville	1/0	0	0	0.0	-	0
09/27	BUFFALO		INACTIVE				
10/04	N.Y. JETS		INACTIVE				
<b>MIAMI TOTALS</b>		<b>1/0</b>	<b>0</b>	<b>0</b>	<b>0.0</b>	<b>-</b>	<b>0</b>
10/18	at San Francisco		INACTIVE				
10/26	at Arizona	1/0	0	0	0.0	-	0
11/01	SAN DIEGO	1/0	0	0	0.0	-	0
11/15	JACKSONVILLE	1/0	0	0	0.0	-	0
11/22	ST. LOUIS	1/0	0	0	0.0	-	0
11/30	at Cleveland	1/0	0	0	0.0	-	0
12/06	at Miami	1/0	0	0	0.0	-	0
12/13	SEATTLE	1/0	0	0	0.0	-	0
<b>BALTIMORE TOTALS</b>		<b>7/0</b>	<b>0</b>	<b>0</b>	<b>0.0</b>	<b>0</b>	<b>0</b>
12/20	at Seattle	1/0	0	0	0.0	-	0
12/27	at Kansas City	1/0	0	0	0.0	-	0
01/03	PITTSBURGH	1/0	0	0	0.0	-	0
<b>CLEVELAND TOTALS</b>		<b>3/0</b>	<b>0</b>	<b>0</b>	<b>0.0</b>	<b>0</b>	<b>0</b>
<b>2015 TOTALS</b>		<b>11/0</b>	<b>0</b>	<b>0</b>	<b>0.0</b>	<b>-</b>	<b>0</b>

## 2016 GAME-BY-GAME STATS (CHICAGO/SAN FRANCISCO)

DATE	OPPONENT	P/S	ATT	YDS	AVG	LG	TD
09/11	at Houston		NOT ON ROSTER				
09/19	PHILADELPHIA		PRACTICE SQUAD				
09/25	at Dallas	1/0	0	0	0.0	-	0
10/02	DETROIT	1/0	0	0	0.0	-	0
10/09	at Indianapolis		PRACTICE SQUAD				
10/16	JACKSONVILLE		PRACTICE SQUAD				
10/20	at Green Bay		PRACTICE SQUAD				
<b>CHICAGO TOTALS</b>		<b>3/0</b>	<b>0</b>	<b>0</b>	<b>0.0</b>	<b>-</b>	<b>0</b>
12/04	at Chicago		PRACTICE SQUAD				
12/11	N.Y. JETS		PRACTICE SQUAD				
12/18	at Atlanta		PRACTICE SQUAD				
12/24	at L.A. Rams		PRACTICE SQUAD				
01/01	SEATTLE	1/0	1	6	6.0	6	0
<b>SAN FRANCISCO TOTALS</b>		<b>1/0</b>	<b>1</b>	<b>6</b>	<b>6.0</b>	<b>6</b>	<b>0</b>
<b>2016 TOTALS</b>		<b>4/0</b>	<b>1</b>	<b>6</b>	<b>6.0</b>	<b>6</b>	<b>0</b>

## 2017 GAME-BY-GAME STATS (SAN FRANCISCO)

DATE	OPPONENT	P/S	ATT	YDS	AVG	LG	TD
09/10	CAROLINA	1/0	0	0	0.0	-	0
09/17	at Seattle	1/0	0	0	0.0	-	0
09/21	L.A. RAMS	1/0	4	11	2.8	7	0
10/01	at Arizona	1/0	0	0	0.0	-	0
10/08	at Indianapolis	1/0	1	3	3.0	3	0
10/15	at Washington	1/0	1	16	16.0	16	0
10/22	DALLAS	1/0	0	0	0.0	-	0
10/29	at Philadelphia	1/0	0	0	0.0	-	0
11/05	ARIZONA	1/0	0	0	0.0	-	0
11/12	N.Y. GIANTS	1/0	0	0	0.0	-	0
11/26	SEATTLE	1/0	0	0	0.0	-	0
12/03	at Chicago		INJURED RESERVE				
12/10	at Houston		INJURED RESERVE				
12/17	TENNESSEE		INJURED RESERVE				
12/24	JACKSONVILLE		INJURED RESERVE				
12/31	at L.A. Rams		INJURED RESERVE				
<b>2017 TOTALS</b>		<b>11/0</b>	<b>6</b>	<b>30</b>	<b>5.0</b>	<b>16</b>	<b>0</b>

## 2018 GAME-BY-GAME STATS (SAN FRANCISCO)

DATE	OPPONENT	P/S	ATT	YDS	AVG	LG	TD
09/09	at Minnesota	1/0	0	0	0.0	-	0
09/16	DETROIT	1/0	0	0	0.0	-	0
09/23	at Kansas City	1/0	1	0	0.0	0	0
09/30	at L.A. Chargers	1/0	0	0	0.0	-	0
10/07	ARIZONA	1/0	5	11	2.2	12	0
10/15	at Green Bay	1/0	12	87	7.3	26	0
10/21	L.A. RAMS	1/0	7	59	8.4	16	0
10/28	at Arizona	1/0	2	18	9.0	14	0
11/01	OAKLAND	1/0	7	86	12.3	52t	1
11/12	N.Y. GIANTS		INJURED RESERVE				
11/25	at Tampa Bay		INJURED RESERVE				
12/02	at Seattle		INJURED RESERVE				
12/09	DENVER		INJURED RESERVE				
12/16	SEATTLE		INJURED RESERVE				
12/23	CHICAGO		INJURED RESERVE				
12/30	at L.A. Rams		INJURED RESERVE				
<b>2018 TOTALS</b>		<b>9/0</b>	<b>34</b>	<b>261</b>	<b>7.7</b>	<b>52t</b>	<b>1</b>

## 2019 GAME-BY-GAME STATS (SAN FRANCISCO)

DATE	OPPONENT	P/S	ATT	YDS	AVG	LG	TD
09/08	at Tampa Bay	1/0	9	40	4.4	18	0
09/15	at Cincinnati	1/0	13	83	6.4	20	0
09/22	PITTSBURGH	1/0	12	79	6.6	19	0
10/07	CLEVELAND	1/0	7	34	4.9	8	0
10/13	at L.A. Rams	1/0	4	13	3.3	8	0
10/20	at Washington	1/0	0	0	0.0	-	0
10/27	CAROLINA	1/0	9	60	6.7	41t	1
10/31	at Arizona	1/0	1	-2	-2.0	-2	0
11/11	SEATTLE	1/0	6	28	4.7	8	0
11/17	ARIZONA	1/0	6	13	2.2	6	0
11/24	GREEN BAY	1/0	6	45	7.5	15t	1
12/01	at Baltimore	1/0	19	146	7.7	40t	1
12/08	at New Orleans	1/0	10	69	6.9	19	1
12/15	ATLANTA	1/0	14	54	3.9	8	1
12/21	L.A. RAMS	1/0	11	53	4.8	16t	1
12/29	at Seattle	1/0	10	57	5.7	17	2
<b>2019 TOTALS</b>		<b>16/0</b>	<b>137</b>	<b>772</b>	<b>5.6</b>	<b>41t</b>	<b>8</b>

DATE	OPPONENT	P/S	ATT	YDS	AVG	LG	TD
01/11	MINNESOTA*	1/0	12	58	4.8	10	0
01/19	GREEN BAY**	1/0	29	220	7.6	36t	4
02/02	at Kansas City***	1/0	12	58	4.8	17	1
<b>PLAYOFF TOTALS</b>		<b>3/0</b>	<b>53</b>	<b>336</b>	<b>6.3</b>	<b>36t</b>	<b>5</b>

\* NFC Divisional game

\*\* NFC Championship

\*\*\* Super Bowl LIV

## 2020 GAME-BY-GAME STATS (SAN FRANCISCO)

DATE	OPPONENT	P/S	ATT	YDS	AVG	LG	TD
09/13	ARIZONA	1/1	15	56	3.7	14	0
09/20	at N.Y. Jets	1/1	8	92	11.5	80t	1
09/27	at N.Y. Giants		INACTIVE				
10/04	PHILADELPHIA		INACTIVE				
10/11	MIAMI	1/1	11	90	8.2	37	0
10/18	L.A. RAMS	1/1	17	65	3.8	15	0
10/25	at New England		INJURED RESERVE				
11/01	at Seattle		INJURED RESERVE				
11/05	GREEN BAY		INJURED RESERVE				
11/15	at New Orleans		INJURED RESERVE				
11/29	at L.A. Rams	1/1	16	43	2.7	10	1
12/07	BUFFALO	1/1	9	42	4.7	16	0
12/13	WASHINGTON	1/1	14	65	4.6	14	0
12/20	at Dallas	1/1	14	68	4.9	17	0
12/26	at Arizona		INJURED RESERVE				
01/03	SEATTLE		INJURED RESERVE				
<b>2020 TOTALS</b>		<b>8/8</b>	<b>104</b>	<b>521</b>	<b>5.0</b>	<b>80t</b>	<b>2</b>

### 2021 GAME-BY-GAME STATS (SAN FRANCISCO)

DATE	OPPONENT	P/S	ATT	YDS	AVG	LG	TD
09/12	at Detroit	1/1	2	20	10.0	11	0
09/19	at Philadelphia		INJURED RESERVE				
09/26	GREEN BAY		INJURED RESERVE				
10/03	SEATTLE		INJURED RESERVE				
10/10	at Arizona		INJURED RESERVE				
10/24	INDIANAPOLIS		INJURED RESERVE				
10/31	at Chicago		INJURED RESERVE				
11/07	ARIZONA		INJURED RESERVE				
11/15	L.A. RAMS		INJURED RESERVE				
11/21	at Jacksonville		INJURED RESERVE				
11/28	MINNESOTA		INJURED RESERVE				
12/05	at Seattle		INJURED RESERVE				
12/12	at Cincinnati		INJURED RESERVE				
12/19	ATLANTA		INJURED RESERVE				
12/23	at Tennessee		INJURED RESERVE				
01/02	HOUSTON		INJURED RESERVE				
01/09	at L.A. Rams		INJURED RESERVE				
2021 TOTALS		1/1	2	20	10.0	11	0

DATE	OPPONENT	P/S	ATT	YDS	AVG	LG	TD
01/16	at Dallas*		INJURED RESERVE				
01/22	at Green Bay**		INJURED RESERVE				
01/30	at L.A. Rams***		INJURED RESERVE				

\* NFC Wild Card game

\*\* NFC Divisional game

\*\*\* NFC Championship

### 2022 GAME-BY-GAME STATS (MIAMI)

DATE	OPPONENT	P/S	ATT	YDS	AVG	LG	TD
09/11	NEW ENGLAND	1/0	5	16	3.2	11	0
09/18	at Baltimore	1/1	11	51	4.6	11	0
09/25	BUFFALO	1/0	8	11	1.4	9	0
09/29	at Cincinnati	1/1	15	69	4.6	25	0
10/09	at N.Y. Jets	1/1	18	113	6.3	24	1
10/16	MINNESOTA	1/1	14	49	3.5	16	0
10/23	PITTSBURGH	1/1	16	79	4.9	12	0
10/30	at Detroit	1/1	14	64	4.6	13	0
11/06	at Chicago	1/1	9	26	2.9	14	1
11/13	CLEVELAND	1/1	8	65	8.1	24t	1
11/27	HOUSTON		INACTIVE				
12/04	at San Francisco	1/1	7	30	4.3	8	0
12/11	at L.A. Chargers	1/1	11	37	3.4	13	0
12/17	at Buffalo	1/1	17	136	8.0	67	0
12/25	GREEN BAY	1/1	8	45	5.6	17	0
01/01	at New England	1/1	15	45	3.0	11	0
01/08	N.Y. JETS	1/1	11	71	6.5	21	0
2022 TOTALS		16/14	181	891	4.9	67	3

DATE	OPPONENT	P/S	ATT	YDS	AVG	LG	TD
01/15	at Buffalo*		INACTIVE				

\* AFC Wild Card game

### 2023 GAME-BY-GAME STATS (MIAMI)

DATE	OPPONENT	P/S	ATT	YDS	AVG	LG	TD
09/10	at L.A. Chargers	1/1	10	37	3.7	12	1
09/17	at New England	1/1	18	121	6.7	43t	2
09/24	DENVER	1/1	13	82	6.3	20t	3
10/01	at Buffalo	1/1	7	9	1.3	6	0
10/08	N.Y. GIANTS	1/1	10	65	6.5	23	1
10/15	CAROLINA	1/1	17	115	6.8	49	2
10/22	at Philadelphia	1/1	9	45	5.0	21	0
10/29	NEW ENGLAND	1/1	13	46	3.5	10	1
11/05	at Kansas City	1/1	12	85	7.1	25	1
11/19	LAS VEGAS	1/1	22	86	3.9	10	0
11/24	at N.Y. Jets	1/1	20	94	4.7	34t	2
12/03	at Washington	1/1	11	43	3.9	12	1
12/11	TENNESSEE	1/1	21	96	4.6	15	2
12/17	N.Y. JETS	1/1	15	42	2.8	18	2
12/24	DALLAS	1/1	11	46	4.2	15	0
12/31	at Baltimore		INACTIVE				
01/07	BUFFALO		INACTIVE				
2023 TOTALS		15/15	209	1012	4.8	49	18

DATE	OPPONENT	P/S	ATT	YDS	AVG	LG	TD
01/13	at Kansas City*	1/1	8	33	4.1	8	0

\* AFC Wild Card game

### 2024 GAME-BY-GAME STATS (MIAMI)

DATE	OPPONENT	P/S	ATT	YDS	AVG	LG	TD
09/08	JACKSONVILLE	1/1	6	9	1.5	6	0
09/12	BUFFALO		INACTIVE				
09/22	at Seattle		INACTIVE				
09/30	TENNESSEE		INACTIVE				
10/06	at New England	1/0	19	80	4.2	18	0
10/20	at Indianapolis	1/0	11	50	4.5	14	0
10/27	ARIZONA	1/0	9	19	2.1	13	2
11/03	at Buffalo	1/0	10	56	5.6	16	0
11/11	at L.A. Rams	1/0	0	0	0.0	-	0
11/17	LAS VEGAS	1/0	3	-2	-0.7	1	0
11/24	NEW ENGLAND	1/0	2	5	2.5	5	0
11/28	at Green Bay	1/0	5	19	3.8	12	0
12/08	N.Y. JETS		INACTIVE				
12/15	at Houston	1/0	6	8	1.3	6	0
12/22	SAN FRANCISCO	1/0	8	31	3.9	21	0
12/29	at Cleveland	1/0	6	3	0.5	8	0
01/05	at N.Y. Jets	1/0	0	0	0.0	-	0
2024 TOTALS		13/1	85	278	3.3	21	2



59

GRAYSON MURPHY

LINEBACKER // 6-2 // 260 // UCLA '24

ACQUIRED: FA '24

HOMETOWN: DALLAS, TEXAS // BORN: 10/13/00

NFL: ROOKIE SEASON // DOLPHINS: ROOKIE SEASON

NFL CAREER

TRANSACTIONS:

- Signed by Miami as an undrafted college free agent on May 10, 2024.

2024 (MIAMI):

- Missed the entire season after being placed on injured reserve on Aug. 12.

BEFORE THE NFL

COLLEGE (UCLA):

- 1-year starter (2023).
- Transferred to UCLA from North Texas following his sophomore season in 2021.

**CAREER (AT UCLA):** Played in 26 games with 14 starts; 58 tackles (40 solo), 10.0 sacks, 2 passes defended and 2 forced fumbles.

**SENIOR (2023 AT UCLA):** Played in all 13 games with 1 start; 32 tackles (23 solo), 5.0 sacks, 1 pass defended and 2 forced fumbles.

- All-Pac 12 Honorable Mention.

**JUNIOR (2022 AT UCLA):** Started in all 13 games; 26 tackles (17 solo), 5.0 sacks and 1 pass defended.

**SOPHOMORE (2021 AT NORTH TEXAS):** Played in all 13 games with 12 starts; 38 tackles (18 solo), 8.5 sacks, 2 forced fumbles and 1 fumble recovery; 1 fumble return for a TD.

- 3rd-team All-Conference USA

**REDSHIRT FRESHMAN (2020 AT NORTH TEXAS):** Played in 7 games with 2 starts; 19 tackles (7 solo) and 3.0 sacks.

**TRUE FRESHMAN (2019 AT NORTH TEXAS):** Played in 4 games but did not record any stats.

HIGH SCHOOL (BISHOP LYNCH HS – DALLAS, TEXAS)

**SENIOR (2018):** 79 tackles (35 solo), 5.0 sacks, 6 forced fumbles and 3 interceptions.

OFF THE FIELD

PERSONAL:

- **MAJOR:** African American Studies.

GRAYSON MURPHY'S NFL STATS														
YEAR	TEAM	GP	GS	TACKLES					INTERCEPTIONS					FUMBLES
				TOT	SOLO	ASST	SK	YDS	INT	YDS	LG	TD	PD	FF FR
2024	MIAMI			INJURED RESERVE										
NFL TOTALS		0	0	0	0	0	0.0	0.0	0	0	-	0	0	0 0



## NFL CAREER

### TRANSACTIONS:

- Signed by Miami on March 13, 2024.
- Released by Buffalo on March 6, 2024.
- 5th-round pick (154th overall) by Buffalo in 2018 draft.

### CAREER HIGHLIGHTS:

- Played in 114 career games with 1 start.
- 66 tackles (45 solo), 1.0 sack, 7 passes defended, 3 forced fumbles and 2 fumble recoveries.
- 60 special teams tackles (49 solo).
- Played in 10 postseason games with Buffalo.

### 2024 (MIAMI):

- Played in all 17 games.
- 4 tackles (3 solo) and 2 passes defended.
- 7 special teams tackles (6 solo).

**VS. JACKSONVILLE (9/8):** Played but did not record any stats.

- Made his Dolphins debut.

**AT BUFFALO (11/3):** 3 tackles (2 solo).

**AT GREEN BAY (11/28):** 2 passes defended.

**VS. N.Y. JETS (12/8):** 2 solo special teams tackles.

### 2023 (BUFFALO):

- Played in all 17 games.
- 6 tackles (4 solo).
- 7 special teams tackles (5 solo).

**VS. N.Y. JETS (11/19):** 2 solo tackles; 2 solo special teams tackles.

### POSTSEASON:

**AFC WILD CARD VS. PITTSBURGH (1/15):** Played but did not record any stats.

**AFC DIVISIONAL VS. KANSAS CITY (1/21):** Played but did not record any stats.

### 2022 (BUFFALO):

- Played in 16 games.
- Had 1 game cancelled.
- 8 tackles (6 solo) and 4 passes defended.
- 11 special teams tackles (7 solo).

**VS. PITTSBURGH (10/9):** 2 tackles (1 solo) and 4 passes defended.

**AT CHICAGO (12/24):** 3 solo tackles; 2 assisted special team tackles.

### POSTSEASON:

**AFC WILD CARD VS. MIAMI (1/15):** Played but did not record any stats.

**AFC DIVISIONAL VS. CINCINNATI (1/22):** 2 tackles (1 solo).

### 2021 (BUFFALO):

- Played in all 17 games.
- 11 tackles (6 solo), 1 forced fumble and 1 fumble recovery.
- 12 special team tackles (10 solo).

**AT KANSAS CITY (10/10):** 1 assisted tackle and 1 forced fumble.

- Forced WR Byron Pringle to fumble the kickoff, which was recovered by Kansas City with 4:29 remaining in the 2nd quarter.

**AT JACKSONVILLE (11/7):** 6 tackles (4 solo).

**VS. NEW ENGLAND (12/6):** 1 fumble recovery.

- Recovered a WR N'Keal Harry muffed punt at the New England 14-yard line, which led to a Bills TD on the next play in the 1st quarter.

### POSTSEASON:

**AFC WILD CARD VS. NEW ENGLAND (1/15):** 2 tackles (1 solo), 1 solo special teams tackle.

**AFC DIVISIONAL AT KANSAS CITY (1/23):** Played but did not record any stats.

### 2020 (BUFFALO):

- Played in all 16 games.
- 7 tackles (4 solo) and 1 pass defended.
- 6 special teams tackles (5 solo).

**VS. MIAMI (1/3):** 3 tackles (2 solo) and 1 pass defended.

### POSTSEASON:

**AFC WILD CARD VS. INDIANAPOLIS (1/9):** Played but did not record any stats.

**AFC DIVISIONAL VS. BALTIMORE (1/16):** Played but did not record any stats.

**AFC CHAMPIONSHIP AT KANSAS CITY (1/24):** 1 solo special teams tackle.

### 2019 (BUFFALO):

- Played in 15 games with 1 start.
- Inactive for 1 game.
- 27 tackles (20 solo) and 1 forced fumble.
- 9 special teams tackles (8 solo).

**AT N.Y. JETS (9/8):** 7 tackles (5 solo).

**AT N.Y. GIANTS (9/15):** 5 tackles (3 solo); 3 solo special teams tackles.

**VS. PHILADELPHIA (10/27):** 1 forced fumble; 1 solo special teams tackle.

- Forced RB Boston Scott to fumble on the punt return, which was recovered by LB Julian Stanford at the Philadelphia 43-yard line with 4:23 remaining in the 4th quarter.

**POSTSEASON:**

**AFC WILD CARD AT HOUSTON (1/4):** 3 tackles (2 solo), 1.0 sack and 1 pass defended; 1 solo special teams tackle.

**2018 (BUFFALO):**

- Played in all 16 games.
- 3 tackles (2 solo), 1.0 sack, 1 forced fumble and 1 fumble recovery.
- 8 solo special teams tackles.

**AT BALTIMORE (9/19):** 1 solo tackle.

- Made his NFL debut.

**AT GREEN BAY (9/30):** 1 solo tackle and 1.0 sack.

- Sacked QB Aaron Rodgers for a loss of 10 yards to force a 3rd-and-long in the 2nd quarter.
- It was his 1st career sack.

**VS. N.Y. JETS (12/9):** 1 forced fumble; 1 solo special teams tackle.

- Forced Andre Roberts to fumble on the kickoff return, which was recovered by RB Marcus Murphy at the Jets 12-yard line to start the 3rd quarter.

**BEFORE THE NFL**

**COLLEGE (JACKSONVILLE STATE):**

**CAREER:** Played in 51 games; 191 tackles (112 solo), 0.5 sack, 3 interceptions, 24 passes defended and 3 forced fumbles; 1 kickoff return for 15 yards.

**SENIOR (2017):** Played in all 12 games; 39 tackles (26 solo), 1 interception, 12 passes defended and 1 forced fumble.

- 1st-team All-OVC.

**JUNIOR (2016):** Started all 12 games; 80 tackles (39 solo), 0.5 sack, 1 interception and 5 passes defended.

- 1st-team All-OVC.

**SOPHOMORE (2015):** Appeared in all 15 games with 1 start; 40 tackles (24 solo), 1 interception, 4 passes defended and 1 forced fumble.

**REDSHIRT FRESHMAN (2014):** Played in 12 games; 32 tackles (23 solo) and 3 passes defended.

- Redshirted in 2013.

**HIGH SCHOOL (EUFALA HS - EUFAULA, ALA.)**

- Played on both sides of the ball.

**SENIOR (2012):** 22 receptions for 377 yards and 8 TDs.

- 1st-team all-state.

**OFF THE FIELD**

**PERSONAL:**

- **PRONUNCIATION:** First name is pronounced SIR-ran.
- **MAJOR:** Criminal justice.

**SIRAN NEAL'S NFL REGULAR SEASON STATS**

YEAR	TEAM	GP	GS	TACKLES					INTERCEPTIONS					FUMBLES	
				TOT	SOLO	ASST	SK	YDS	INT	YDS	LG	TD	PD	FF	FR
2018	BUFFALO	16	0	3	2	1	1.0	10.0	0	0	-	0	0	1	1
2019	BUFFALO	15	1	27	20	7	0.0	0	0	0	-	0	0	1	0
2020	BUFFALO	16	0	7	4	3	0.0	0	0	0	-	0	1	0	0
2021	BUFFALO	17	0	11	6	5	0.0	0	0	0	-	0	0	1	1
2022	BUFFALO	16	0	8	6	2	0.0	0	0	0	-	0	4	0	0
2023	BUFFALO	17	0	6	4	2	0.0	0	0	0	-	0	0	0	0
2024	MIAMI	17	0	4	3	1	0.0	0.0	0	0	0	0	2	0	0
NFL TOTALS		114	1	66	45	21	1.0	10.0	0	0	0	0	7	3	2

**SIRAN NEAL'S NFL PLAYOFF STATS**

YEAR	TEAM	GP	GS	TACKLES					INTERCEPTIONS					FUMBLES	
				TOT	SOLO	ASST	SK	YDS	INT	YDS	LG	TD	PD	FF	FR
2019	BUFFALO	1	0	3	2	1	1.0	9.0	0	0	-	0	1	0	0
2020	BUFFALO	3	0	0	0	0	0.0	0	0	0	-	0	0	0	0
2021	BUFFALO	2	0	2	1	1	0.0	0	0	0	-	0	0	0	0
2022	BUFFALO	2	0	2	1	1	0.0	0	0	0	-	0	0	0	0
2023	BUFFALO	2	0	0	0	0	0.0	0	0	0	-	0	0	0	0
PLAYOFF TOTALS		10	0	7	4	3	1.0	9.0	0	0	-	0	1	0	0

**ADDITIONAL STATS**

**Special Teams Tackles:** (Buffalo) 8 in 2018, 9 in 2019, 6 in 2020, 12 in 2021, 11 in 2022, 7 in 2023, (Miami) 7 in 2024 for a total of 60.

**SINGLE-GAME CAREER HIGHS**

- Tackles:** 7 at N.Y. Jets, 9/8/19
- Sacks:** 1.0 at Green Bay, 9/20/18
- Passes Defended:** 4 vs. Pittsburgh, 10/9/22
- Forced Fumbles:** 1 3 times; last at Kansas City, 10/10/21
- Fumble Recoveries:** 1 2 times; last vs. New England, 12/6/21



## NFL CAREER

### TRANSACTIONS:

- Signed by Miami on July 23, 2024.
- Released by Miami on Feb. 23, 2024.
- Signed by Miami as an unrestricted free agent from Kansas City on March 21, 2020.
- Traded from Cleveland to Kansas City on April 2, 2019.
- 2nd-round pick (32nd overall) by Cleveland in the 2016 NFL Draft.

### CAREER HONORS:

- 2022 Nat Moore Community Service Award.

### CAREER HIGHLIGHTS:

- Played in 123 career games with 87 starts.
- 317 tackles (186 solo), 47.0 sacks, 2 interceptions, 41 passes defended, 9 forced fumbles and 4 fumble recoveries.
- 1 blocked field goal; 1 blocked PAT.
- Started 1 postseason game with Miami.
- Won Super Bowl LIV with Kansas City.
- Had a full sack in 6 consecutive games (10/4/20 – 11/15/20), which is tied for 2nd-longest sack streak in Dolphins history.
- His 12 passes defended in 2021 were a career-high and most by an NFL defensive lineman since 2016 (Carlos Dunlap):

NFL SINGLE-SEASON PASSES DEFENSED LEADERS (SINCE 2012; DL ONLY)				
NAME	TEAM	YEAR	PDS	
1. J.J. Watt	Hou.	2012	16	
2. Carlos Dunlap	Cin.	2016	15	
3. <b>EMMANUEL OGBAH</b>	<b>MIA.</b>	<b>2021</b>	<b>12</b>	
4. Julius Peppers	GB	2014	11	
Cameron Jordan	NO	2017	11	

- His 9.0 sacks in 2020 were tied for 14th in the NFL.

### 2024 (MIAMI):

- Started 16 games.
- Inactive for 1 game.
- 49 tackles (27 solo), 5.0 sacks, 1 interception, 2 passes defended and 1 forced fumble.

**VS. JACKSONVILLE (9/8):** 4 tackles (2 solo) and 1.0 sack.

- Sacked QB Trevor Lawrence for a loss of 4 yards on 2nd-and-10 with 3:46 remaining in the game.

**VS. TENNESSEE (9/30):** 6 tackles (3 solo), 1

interception and 1 pass defended.

- Intercepted QB Will Levis at the Miami 37-yard line with 10:08 remaining in the 1st quarter.

**AT NEW ENGLAND (10/6):** 4 solo tackles and 1.0 sack.

- Sacked QB Jacoby Brissett for a loss of 3 yards on 2nd-and-3 with 9:59 remaining in the 1st quarter.

**VS. LAS VEGAS (11/17):** 1 solo tackle and 1.0 sack.

- Sacked QB Gardner Minshew for a loss of 1 yard on 2nd-and-8 in the 2nd quarter.

**AT CLEVELAND (12/29):** 5 tackles (4 solo), 1.0 sack and 1 forced fumble.

- Strip-sacked QB Dorian Thompson-Robinson for a loss of 9 yards, which was recovered by DT Da'Shawn Hand at the Cleveland 45-yard line with 5:29 remaining in the 3rd quarter.

### 2023 (MIAMI):

- Played in 15 games with 1 start.
- Inactive for 2 games.
- 19 tackles (7 solo), 5.0 sacks, 1 interception, 2 passes defended and 1 forced fumble.

**VS. DENVER (9/24):** 3 tackles (1 solo), 1.0 sack, 1 interception and 1 pass defended.

- Recorded his 1st career interception off QB Russell Wilson and returned it 5 yards to set up a Miami TD.

- Sacked QB Russell Wilson for a loss of 12 yards in the 4th quarter.

**VS. N.Y. GIANTS (10/15):** 2 tackles (1 solo) and 1.5 sacks.

- Sacked QB Daniel Jones on 1st-and-10 in the 1st quarter.
- Split a sack of QB Daniel Jones with DT Christian Wilkins for a loss of 6 yards to end the 1st quarter.

**AT N.Y. JETS (11/24):** 2 tackles (1 solo), 1.0 sack and 1 forced fumble.

- Strip-sacked QB Tim Boyle for a loss of 9 yards with 3:35 remaining in the 4th quarter.

### POSTSEASON:

**AFC WILD CARD AT KANSAS CITY (1/13):** 4 tackles (2 solo) and 1 pass defended.

### 2022 (MIAMI):

- Played in 9 games with 3 starts.
- Inactive for 1 game.
- Missed the rest of the season after being placed on injured reserve on Nov. 14.
- 11 tackles (7 solo) and 1.0 sack.

- 1 blocked field goal.
- VS. NEW ENGLAND (9/11):** 4 tackles (3 solo) and 1.0 sack.
- Sacked QB Mac Jones for a loss of 7 yards in the 1st quarter.
- VS. BUFFALO (9/25):** 1 solo tackle; 1 blocked field goal.
- Blocked a 38-yard FG attempt by Buffalo K Tyler Bass in the 4th quarter.

#### **HONORS:**

- Nat Moore Community Service Award.

#### **2021 (MIAMI):**

- Played in all 17 games with 11 starts.
- 41 tackles (26 solo), 9.0 sacks, 12 passes defended, 1 forced fumble and 1 fumble recovery.
- VS. ATLANTA (10/24):** 1 solo tackle, 1 pass defended and 1 forced fumble.
- Forced a QB Matt Ryan fumble on 3rd-and-8 in the 4th quarter that was recovered by CB Nik Needham.
- VS. HOUSTON (11/7):** 4 tackles (2 solo), 2.5 sacks and 1 pass defended.
- Sacked QB Tyrod Taylor for a loss of 8 yards in the 2nd quarter.
- Split a sack of QB Tyrod Taylor with LB Jaelan Phillips for a loss of 5 yards in the 3rd quarter.
- Sacked QB Tyrod Taylor for a loss of 11 yards in the 4th quarter.
- VS. N.Y. JETS (12/19):** 2 solo tackles, 1.0 sack, 1 pass defended and 1 fumble recovery.
- Sacked QB Zach Wilson for a loss of 1 yard in the 3rd quarter.
- Recovered a QB Zach Wilson fumble forced by DT Zach Sieler in the 4th quarter.
- AT NEW ORLEANS (12/27):** 5 tackles (3 solo) and 2.0 sacks.
- Split a sack of QB Ian Book with DT Christian Wilkins on 3rd-and-4 for a loss of 10 yards in the 1st quarter.
- Split a sack of QB Ian Book with DT Raekwon Davis for a loss of 1 yard in the 3rd quarter.
- Sacked QB Ian Book for a loss of 10 yards in the 4th quarter.

#### **2020 (MIAMI):**

- Played in all 16 games with 12 starts.
- 42 tackles (25 solo), 9.0 sacks, 5 passes defended and 3 forced fumbles.
- His 9 sacks were tied for 14th in the NFL.
- VS. N.Y. JETS (10/18):** 5 tackles (3 solo) and 2.0 sacks.
- Sacked QB Joe Flacco for a loss of 2 yards in the 2nd quarter.
- Sacked QB Joe Flacco again in the 4th quarter on 3rd-and-4 for a loss of 28 yards.
- The 28-yard sack was just the 7th sack in the NFL that lost at least 28 yards since 1994.
- It was the 1st 2+ sack game by a Dolphin since DE Cam Wake and DT Akeem Spence each had 2 on 11/14/18 vs. the N.Y. Jets.
- VS. L.A. RAMS (11/1):** 1 solo tackle, 1.0 sack, 1 pass defended and 1 forced fumble.

- Strip-sacked QB Jared Goff in the 2nd quarter and the fumble was recovered by LB Andrew Van Ginkel, who returned it 78 yards for a TD.
- AT ARIZONA (11/8):** 5 tackles (4 solo), 1.0 sack, 1 pass defended and 1 forced fumble.
- Strip-sacked QB Kyle Murray in the 1st quarter and DE Shaq Lawson recovered the fumble and returned it 36 yards for a TD.

#### **2019 (KANSAS CITY):**

- Played in 10 games with 4 starts.
- Missed the rest of the season after being placed on injured reserve on Nov. 18.
- 32 tackles (23 solo), 5.5 sacks, 3 passes defended and 1 forced fumble.
- AT JACKSONVILLE (9/8):** 3 tackles (2 solo) and 1 sack.
- Sacked QB Gardner Minshew in the 3rd quarter.
- VS. BALTIMORE (9/22):** 2 tackles (1 solo), 1.5 sacks and 1 pass defended.
- Split a sack with LB Damien Wilson of QB Lamar Jackson in the 2nd quarter.
- Sacked QB Lamar Jackson again in the 3rd quarter.
- AT DENVER (10/17):** 3 solo tackles, 1 sack and 2 passes defended.
- Sacked QB Joe Flacco on 3rd-and-5 in the 3rd quarter, forcing Denver to punt.

#### **2018 (CLEVELAND):**

- Started 14 games.
- Inactive for 2 games.
- 40 tackles (24 solo), 3.0 sacks, 8 passes defended and 1 fumble recovery.
- AT TAMPA BAY (10/21):** 5 tackles (4 solo), 1.5 sacks and 2 passes defended.
- Sacked QB Jameis Winston on 3rd-and-2 in the 4th quarter forcing Tampa Bay to punt.
- Split a sack with DT Larry Ogunjobi on QB Jameis Winston in overtime for a loss of 7 yards.
- AT CINCINNATI (11/25):** 1 assisted tackle and 1 fumble recovery.
- Recovered a fumble by QB Andy Dalton in the 3rd quarter.
- AT HOUSTON (12/2):** 6 tackles (4 solo) and 1.0 sack.
- Sacked QB Deshaun Watson in the 1st quarter.

#### **2017 (CLEVELAND):**

- Started 10 games.
- Missed the rest of the season after being placed on injured reserve on Nov. 21.
- 29 tackles (18 solo), 4.0 sacks, 6 passes defended, 2 forced fumbles and 1 fumble recovery; 1 blocked PAT.
- VS. CINCINNATI (10/1):** 6 tackles (4 solo), 1.0 sack, 2 forced fumbles and 1 fumble recovery.
- Strip-sacked QB Andy Dalton and recovered the fumble in the 1st quarter.
- Forced a RB Jeremy Hill fumble in the 1st quarter.
- VS. MINNESOTA (10/29):** 1 pass defended; 1 blocked PAT.
- Blocked a K Kai Forbath PAT in the 2nd quarter.

**AT DETROIT (11/12):** 3 solo tackles and 2.0 sacks.

- Sacked QB Matthew Stafford in the 1st quarter for a loss of 4 yards.
- Sacked QB Matthew Stafford again on 3rd-and-12 in the 2nd quarter, forcing Detroit to punt.

## 2016 (CLEVELAND):

- Started all 16 games.
- 53 tackles (28 solo), 5.5 sacks and 3 passes defended.
- His 5.5 sacks led the team and was 5th among NFL rookies that season.

**AT PHILADELPHIA (9/11):** 1 solo tackle and 1 pass defended.

- Made his NFL debut and 1st NFL start.

**AT TENNESSEE (10/16):** 3 tackles (1 solo) and 1.0 sack.

- Sacked QB Marcus Mariota in the 3rd quarter.
- It was his 1st career sack.

**AT CINCINNATI (10/23):** 6 tackles (5 solo) and 2.0 sacks.

- Sacked QB Andy Dalton for a loss of 6 yards in the 2nd quarter.
- Sacked QB Andy Dalton again in the 4th quarter on 3rd-and-5, forcing a Bengals missed field goal.
- It was the 1st multi-sack game of his career.

## BEFORE THE NFL

### COLLEGE (OKLAHOMA STATE):

- 3-year letterman (2013-15) and 1-year starter.

**CAREER:** Played in all 39 games with 26 starts; 133 tackles (95 solo), 28.0 sacks, 9 passes defended, 4 forced fumbles and 3 fumble recoveries; 1 fumble recovery for a TD.

- His 28 career sacks ranked 4th in school history and were the most of any active NCAA player at the time he declared for the draft.

**JUNIOR (2015):** Started all 13 games; 64 tackles (44 solo), 13.0 sacks, 4 passes defended, 3 forced fumbles and 2 fumble recoveries; 1 fumble recovery for a TD.

- 2nd-team All-American.
- 1st-team All-Big 12.
- Big 12 Co-Defensive Player of the Year.
- Semifinalist for the Walter Camp Award (nation's most outstanding player).
- His 13 sacks led the Big 12 and ranked 4th nationally.
- His 13 sacks were the 3rd-most in single-season school history.
- Voted a team captain.

**SOPHOMORE (2014):** Started all 13 games; 49 tackles (35 solo), 11.0 sacks, 5 passes defended and 1 forced fumble.

- 1st-team All-Big 12.
- Big 12 Defensive Lineman of the Year.
- His 0.85 sacks per game average ranked 2nd in the Big 12 and 15th nationally.

**REDSHIRT FRESHMAN (2013):** Played in all 13 games; 20 tackles (16 solo), 4.0 sacks and 1 fumble recovery.

- His 4 sacks tied for the team lead.
- Redshirted in 2012.

## HIGH SCHOOL (GEORGE BUSH HS – RICHMOND, TEXAS)

**SENIOR (2011):** 57 tackles (47 solo), 6.0 sacks, 2 forced fumbles and 1 fumble recovery.

- 1st-team Houston Metro.
- District defensive MVP.

## OFF THE FIELD

### COMMUNITY:

- Established the Emmanuel Ogbah Rise Above Foundation to provide scholarships, resources and mentorship programs to underserved youth.

### 2024:

- Through his Rise Above Foundation, hosted the third annual Mobile Pharmacy Thanksgiving event in partnership with Feeding South Florida, providing fresh produce, meal supplies and hygienic products to local community members in need.
- Hosted a back-to-school giveaway at the Boys & Girls Clubs of Miami-Dade's Hank Kline Club location, providing the students with backpacks and school supplies.
- In April 2024, was coronated as a chief in the Igbo tribe in Nigeria as a tribute to the community and local infrastructure projects he has supported.

### 2023:

- Through his Rise Above Foundation, surprised 70 children from the Northwest Boys & Girls Club with holiday gifts.
- Hosted a Thanksgiving meal distribution, in partnership with Feeding South Florida, for community members at Mt. Pisgah Seventh-Day Adventist Church in Miami Gardens.
- Visited a local hospital to surprise breast cancer patients with flowers.

### 2022:

- Hosted his 2nd annual holiday toy distribution at the Northwest Boys & Girls Club, providing gifts for 50 children.
- Partnered with Feeding South Florida to provide Thanksgiving meals to families in need.

### 2021:

- Assisted with the renovation efforts for the Miami Northwest Boys & Girls Club's teen center and donated brand-new furniture for the space.
- Surprised the children at the Miami Northwest Boys & Girls Club with holiday toys and gifts.
- Volunteered at the Miami Dolphins holiday event to spend time with and provide dinner and children's gifts for South Florida families.
- Hosted a drive-thru Thanksgiving meal event at the Miami Northwest Boys & Girls Club to provide 300 Thanksgiving meals for local families.

### 2020:

- Partnered with organizations in his hometown of Houston to provide technology to help high school students finish the school year online during the pandemic.

### PERSONAL:

- Born in Lagos, Nigeria.
- **PRONUNCIATION:** Last name is pronounced AHG-buh.
- **MAJOR:** Business administration.

EMMANUEL OGBAH'S NFL REGULAR SEASON STATS															
YEAR	TEAM			TACKLES					INTERCEPTIONS					FUMBLES	
		GP	GS	TOT	SOLO	ASST	SK	YDS	INT	YDS	LG	TD	PD	FF	FR
2016	CLEVELAND	16	16	53	28	25	5.5	31.5	0	0	-	0	3	0	0
2017	CLEVELAND	10	10	29	18	11	4.0	18.0	0	0	-	0	6	2	1
2018	CLEVELAND	14	14	40	24	16	3.0	13.5	0	0	-	0	8	0	1
2019	KANSAS CITY	10	4	32	23	9	5.5	37.5	0	0	-	0	3	1	0
2020	MIAMI	16	12	43	26	17	9.0	95.5	0	0	-	0	5	3	1
2021	MIAMI	17	11	41	26	15	9.0	64.0	0	0	-	0	12	1	1
2022	MIAMI	9	3	11	7	4	1.0	7.0	0	0	-	0	0	0	0
2023	MIAMI	15	1	19	7	12	5.0	30.5	1	5	5	0	2	1	0
2024	MIAMI	16	16	49	27	22	5.0	22.0	1	0	0	0	2	1	0
NFL TOTALS		123	87	317	186	131	47.0	319.5	2	5	5	0	41	9	4

EMMANUEL OGBAH'S NFL PLAYOFF STATS															
YEAR	TEAM			TACKLES					INTERCEPTIONS					FUMBLES	
		GP	GS	TOT	SOLO	ASST	SK	YDS	INT	YDS	LG	TD	PD	FF	FR
2023	MIAMI	1	1	4	2	2	0	0.0	0	0	-	0	1	0	0
PLAYOFF TOTALS		1	1	4	2	2	0	0.0	0	0	-	0	1	0	0

### ADDITIONAL STATS

**Blocked Kicks:** (Cleveland) 1 PAT vs. Minnesota (10/29/17), (Miami) 1 field goal vs. Buffalo (9/25/22) for total of 2.

### SINGLE-GAME CAREER HIGHS

- Tackles:** 7 at Washington, 10/2/16
- Sacks:** 2.5 vs. Houston, 11/7/21
- Interceptions:** 1 Twice, last: vs. Tennessee, 9/30/24
- Passes Defensed:** 2 7 times, last: vs. New England, 1/9/22
- Forced Fumbles:** 2 vs. Cincinnati, 10/1/17
- Fumble Recoveries:** 1 4 times, last: vs. N.Y. Jets, 12/19/21



52

PATRICK PAUL

TACKLE // 6-7 // 332 // HOUSTON '24

ACQUIRED: D2, '24

HOMETOWN: HOUSTON, TEXAS // BORN: 11/1/01

NFL: ROOKIE SEASON // DOLPHINS: ROOKIE SEASON

NFL CAREER

**TRANSACTIONS:**

- 2nd-round pick (55th overall) by Miami in the 2024 NFL Draft.

**CAREER HIGHLIGHTS:**

- Played in 17 games with 3 starts – 2 at left tackle and 1 at right tackle.

**2024 (MIAMI):**

- Played in all 17 games with 3 starts – 2 at left tackle and 1 at right tackle.

**VS. JACKSONVILLE (9/8):** Played but did not record any stats.

- Made his NFL debut.

**VS. TENNESSE (9/30):** Started at left tackle.

- Made his 1st career start.

**VS. N.Y. JETS (12/8):** Played 67 snaps at left tackle.

- Helped the offense total 375 yards and 32 points while not surrendering a sack or quarterback hit.

BEFORE THE NFL

**COLLEGE (HOUSTON):**

- 3-year starter (2021-23).

**CAREER:** Started all 44 games at left tackle.

**JUNIOR (2023):** Started all 12 games.

- 1st-team All-Big 12.
- Served as team captain.

**SOPHOMORE (2022):** Started all 13 games.

- 1st-team All-American Athletic Conference
- Served as team captain.

**REDSHIRT FRESHMAN (2021):** Started all 14 games.

- 1st-team All-American Athletic Conference.

**REDSHIRT FRESHMAN (2020):** Started 2 games.

- Retained a year of eligibility due to the COVID-19 pandemic.

**TRUE FRESHMAN (2019):** Started 3 games.

**HIGH SCHOOL (JERSEY VILLAGE HS – HOUSTON, TEXAS)**

- Played offensive and defensive line.
- Also participated in track and field.

OFF THE FIELD

**PERSONAL:**

- His brother, Chris Paul, is a guard for the Washington Commanders.
- MAJOR:** Retailing & consumer science.

PATRICK PAUL'S NFL REGULAR SEASON STATS		
GAMES/STARTS:	2024: 17/3	NFL TOTALS: 17/3



## NFL CAREER

### TRANSACTIONS:

- 1st-round pick (18th overall) by Miami in the 2021 NFL Draft.

### CAREER HONORS:

- 2024 Ed Block Courage Award (Miami recipient).
- 2022 Walter Payton NFL Man of the Year nominee (Miami).
- NFLPA Community MVP (Week 8, 2022).
- 2021 Nat Moore Community Service Award.
- 2021 PFWA All-Rookie Team.

### CAREER HIGHLIGHTS:

- Played in 46 career games with 29 starts.
- 152 tackles (90 solo), 23.0 sacks, 1 interception, 7 passes defended, 1 forced fumble and 3 fumble recoveries.
- 1 blocked punt.
- Started 1 postseason game.
- Became 2nd player in Dolphins history to begin his career with at least 7 sacks in each of his 1st 2 NFL seasons.
- His 8.5 sacks in 2021 set a Dolphins rookie record:

#### DOLPHINS ROOKIE SACK LEADERS

PLAYER	YEAR	SACKS
1. JAELAN PHILLIPS	2021	8.5
2. Bill Stanfill	1969	8.0
Lorenzo Bromell	1998	8.0
4. A.J. Duhe	1977	7.0
5. Marco Coleman	1992	6.0
Chop Robinson	2024	6.0

- His 8.5 sacks in 2021 were 2nd among all NFL rookies:

#### NFL ROOKIE SACK LEADERS (2021)

PLAYER	TEAM	SACKS
1. Micah Parsons	Dal.	13.0
2. JAELAN PHILLIPS	MIA.	8.5
3. Azeez Ojulari	NYG	8.0
4. Odafe Oweh	Bal.	5.0
5. Several players		4.0

### 2024 (MIAMI):

- Played in 4 games with 3 starts.
- Missed the rest of the season after being placed on injured reserve on Oct. 3.
- 6 tackles (2 solo), 1.0 sack and 2 passes defended.

**VS. JACKSONVILLE (9/8):** 2 tackles (1 solo) and 1.0

sack.

- Sacked QB Trevor Lawrence for a loss of 6 yards on 3rd-and-14, forcing Jacksonville to punt with 2:19 remaining in the game.

**AT SEATTLE (9/22):** 2 assisted tackles and 1 pass defended.

**VS. TENNESSEE (9/30):** 2 tackles (1 solo) and 1 pass defended.

- Batted a pass from QB Mason Rudolph on 3rd-and-2, forcing Tennessee to punt with 2:17 remaining in the 2nd quarter.

### HONORS:

- Ed Block Courage Award (Miami recipient).

### 2023 (MIAMI):

- Played in 8 games with 6 starts.
- Inactive for 3 games.
- Missed the rest of the season after being placed on injured reserve on Nov. 28.
- 43 tackles (28 solo), 6.5 sacks, 1 interception and 2 passes defended.

**AT L.A. CHARGERS (9/10):** 11 tackles (6 solo) and 0.5 sack.

- Split a sack of QB Justin Herbert with CB Justin Bethel on 4th-and-12 to seal the Dolphins victory.

**AT PHILADELPHIA (10/22):** 7 tackles (5 solo) and 1.0 sack.

- Sacked QB Jalen Hurts for a loss of 10 yards on 1st down, forcing the Eagles to let time expire and go into halftime.

**VS. LAS VEGAS (11/19):** 6 tackles (5 solo), 2.0 sacks, 1 interception and 1 pass defended.

- Sacked QB Aidan O'Connell for a loss of 8 yards on 3rd-and-3 early in the fourth quarter, forcing a Raiders punt.
- Sacked QB Aidan O'Connell for a loss of 3 yards with 4:46 remaining in the 4th quarter.

- Intercepted QB Aidan O'Connell on an errant pass and returned it 5 yards to give Miami the ball back with 3:04 remaining in the 4th quarter for his 1st career interception.

**AT N.Y. JETS (11/24):** 4 tackles (3 solo), 1.0 sack and 1 pass defended.

- Sacked QB Tim Boyle for a loss of 2 yards on 2nd-and-1 with 14:04 remaining in the 4th quarter.

### 2022 (MIAMI):

- Played in all 17 games with 15 starts.
- 61 tackles (37 solo), 7.0 sacks, 2 passes defended,

1 forced fumble and 2 fumble recoveries.

- 1 blocked punt.

**VS. PITTSBURGH (10/23):** 8 tackles (4 solo) and 1.5 sacks.

- Sacked QB Kenny Pickett for a loss of 11 yards on a 2nd-and-11 snap in the 3rd quarter.
- Split a sack with DT Christian Wilkins on QB Kenny Pickett on a 2nd-and-10 play with less than 2 minutes remaining in the game.

**AT CHICAGO (11/6):** 5 tackles (3 solo) and 1 blocked punt.

- Blocked a punt in the 2nd quarter that was recovered by LB Andrew Van Ginkel and returned 25 yards for a TD.
- It was the longest blocked punt return for a TD in franchise history.

**AT BUFFALO (12/17):** 3 tackles (2 solo), 1.0 sack and 1 forced fumble.

- Strip-sacked QB Josh Allen in the 4th quarter, which was recovered by DT Christian Wilkins.

#### POSTSEASON:

**AFC WILD CARD AT BUFFALO (1/15):** 9 tackles (4 solo) and 0.5 sack.

- Split a sack with DB Elijah Campbell of QB Josh Allen on a 2nd-and-11 snap in the 4th quarter.

#### HONORS:

- Walter Payton NFL Man of the Year nominee (Miami).
- NFLPA Community MVP (Week 8)

#### 2021 (MIAMI):

- Played in all 17 games with 5 starts.
- 42 tackles (23 solo), 8.5 sacks, 1 pass defended and 1 fumble recovery.
- Set a Dolphins rookie record with 8.5 sacks, which were 2nd among all NFL rookies that season.

**AT NEW ENGLAND (9/12):** Played but did not record any stats.

- Made his NFL debut.

**AT TAMPA BAY (10/10):** 4 tackles (2 solo) and 1.0 sack.

- Sacked QB Tom Brady for a loss of 5 yards in the 3rd quarter.
- It was his 1st career sack.

**VS. CAROLINA (11/28):** 4 tackles (3 solo), 3.0 sacks and 1 pass defended.

- Sacked QB Cam Newton for a loss of 14 yards in the 3rd quarter.
- Sacked QB PJ Walker for a loss of 10 yards in the 4th quarter.
- Sacked QB PJ Walker for a loss of 4 yards in the 4th quarter.
- Became 3rd rookie in Dolphins history to record a 3-sack game (D.J. Duhe, 11/6/77 and Marco Coleman, 10/25/92).
- Became 1st NFL rookie since Nov. 17, 2019 (4, Maxx Crosby) to record 3+ sacks in a game.

**VS. N.Y. GIANTS (12/5):** 3 solo tackles and 2.0 sacks.

- Sacked QB Mike Glennon for a loss of 13 yards on 1st-and-10 in the 3rd quarter.
- Sacked QB Mike Glennon on back-to-back plays for a loss of 7 yards on 2nd-and-23 in the 3rd quarter.
- Set a new Dolphins rookie record for most sacks in a season.
- Became the 1st NFL rookie to record at least 6

sacks in a 3-game span since DE Julius Peppers in 2002.

**VS. NEW ENGLAND (1/9):** 2 tackles (1 solo) and 1 fumble recovery.

- Recovered a QB Mac Jones fumble in the 3rd quarter.

#### HONORS:

- PFWA All-Rookie Team.
- Nat Moore Community Service Award.
- Became the 1st rookie to win the award, given each year to a player recognized for his involvement in the South Florida community.

### BEFORE THE NFL

#### COLLEGE (MIAMI):

- 1-year starter (2020).
- Transferred to Miami from UCLA following his sophomore season in 2018.

**CAREER (AT MIAMI):** Started 10 games; 45 tackles (21 solo), 8 sacks, 1 interception and 4 passes defended.

**REDSHIRT JUNIOR (2020 AT MIAMI):** Started 10 games; 45 tackles (21 solo), 8 sacks, 1 interception and 4 passes defended.

- 1st-team All-American.
- 2nd-team All-ACC.

**JUNIOR (2019 AT MIAMI):**

- Redshirted due to NCAA transfer rules.

**SOPHOMORE (2018 AT UCLA):** Played in 4 games with 2 starts; 20 tackles (12 solo) and 1 sack.

**TRUE FRESHMAN (2017 AT UCLA):** Played in 7 games with 4 starts; 21 tackles (16 solo), 3.5 sacks and 2 passes defended.

#### HIGH SCHOOL (REDLANDS EAST VALLEY HS – REDLANDS, CALIF.)

**SENIOR (2016):** 142 tackles and 21 sacks.

- 1st-team All-American.
- 1st-team all-state.
- Division co-defensive player of the year.

**JUNIOR (2015):** 76 tackles, 10.5 sacks and 2 interceptions.

### OFF THE FIELD

#### COMMUNITY:

**2024:**

- In his third season on the Dolphins Cancer Challenge executive board, hosted the second annual "Art of Giving Back" event in the Miami Design District, this time partnering with KITH for an evening of purposeful fashion, music and philanthropy to raise funds for Sylvester Comprehensive Cancer Center.
- In partnership with DCC, hosted a Thanksgiving event for DCC community partner, Break The Cycle, providing Publix meal boxes for 50 families.

**2023:**

- As a Dolphins Cancer Challenge executive board member, he hosted "The Art of Giving Back" event, partnering with Gallery Dept and the Miami Design District, to showcase art and fashion by Gallery Dept founder Josué Thomas. The first-ever event led by Phillips surpassed

his goal, raising more than \$53,000 to benefit Sylvester Comprehensive Cancer Center at UHealth.

- Co-hosted a holiday toy giveaway with teammate Bradley Chubb at the Lester H. White NFL YET Center Boys & Girls Club, providing gifts and meals from Reggae Beats, a Miami Dolphins minority-owned restaurant partner.

2022:

- Joined the Dolphins Cancer Challenge executive board
- Co-hosted a holiday toy giveaway with teammate Bradley Chubb at the Jim & Jan Moran Boys & Girls Club of Broward County, providing toys for 250 kids and meals from Troy's BBQ.
- Provided Thanksgiving meals for 50 families from Casey Cares, Break the Cycle and Alex's Place at the Sylvester Comprehensive Cancer Center – organizations dedicated to the care and treatment or fight against cancer.
- Along with defensive teammates, hosted a Thanksgiving dinner at Hard Rock Stadium for 100 kids from Big Brothers Big Sisters of Broward and Miami.
- Joined The VERB Kind's "Come To Jail With Me" program to visit youth at the Broward Regional Juvenile Detention Center.
- Along with WR Mack Hollins, became the 1st Dolphins players to participate in the 100-mile ride at DCC XII and surpassed \$3,000 in fundraising to benefit Sylvester Comprehensive Cancer Center.

2021:

- At Lotus House – a shelter in the Miami Overtown neighborhood for women and children – provided Halloween costumes for the children and hosted a Thanksgiving cookie decorating event.

- Volunteered at the Miami Dolphins holiday event to spend time with and provide dinner and children's gifts for South Florida families.
- Along with fellow Dolphins rookies, teamed up with Neighbors4Neighbors to provide South Florida families with holiday gifts.
- Chose the Juvenile Diabetes Research Foundation (JDRF) for My Cause My Cleats to raise awareness and support research for Type 1 diabetes in honor of his cousin.
- Volunteered at the Miami Dolphins Food Relief Program Thanksgiving meal distribution with Feeding South Florida to provide 1,000 meal boxes to South Florida families.
- With the Miami Dolphins Foundation, donated \$10,000 to help purchase an ambulance to assist with immediate relief efforts following the August earthquake.
- Volunteered with Miami Rescue Mission to serve meals and visit residents.
- Partnered with the Miami Dolphins Food Relief Program to provide meals for displaced residents of a North Miami Beach condo building that was evacuated following the Surfside building collapse.
- Joined the Miami Dolphins Social Impact Committee to positively impact civic engagement, education, and economic empowerment in South Florida.

PERSONAL:

- **PRONUNCIATION:** First name is pronounced JAY-len.
- **MAJOR:** Communications.

JAELEN PHILLIPS' NFL REGULAR SEASON STATS														
YEAR	TEAM	GP	GS	TACKLES					INTERCEPTIONS					FUMBLES
				TOT	SOLO	ASST	SK	YDS	INT	YDS	LG	TD	PD	
2021	MIAMI	17	5	42	23	19	8.5	71.5	0	0	-	0	1	0 1
2022	MIAMI	17	15	61	37	24	7.0	38.0	0	0	-	0	2	1 2
2023	MIAMI	8	6	43	28	15	6.5	36.5	1	5	5	0	2	0 0
2024	MIAMI	4	3	6	2	4	1.0	6.0	0	0	-	0	2	0 0
NFL TOTALS		46	29	152	90	62	23.0	152.0	1	5	5	0	7	1 3

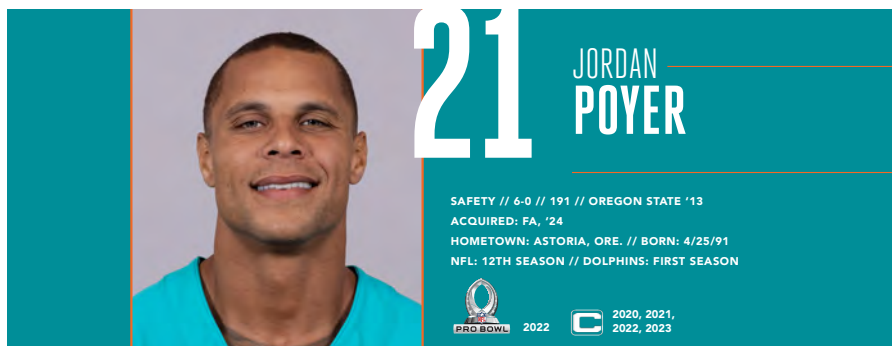
JAELEN PHILLIPS' NFL PLAYOFF STATS														
YEAR	TEAM	GP	GS	TACKLES					INTERCEPTIONS					FUMBLES
				TOT	SOLO	ASST	SK	YDS	INT	YDS	LG	TD	PD	
2022	MIAMI	1	1	9	4	5	0.5	0.0	0	0	-	0	0	0 0
PLAYOFF TOTALS		1	1	9	4	5	0.5	0.0	0	0	-	0	0	0 0

ADDITIONAL STATS

Blocked Kicks: 1 blocked punt in 2022.

SINGLE-GAME CAREER HIGHS

- Tackles:** 11 at L.A. Chargers, 9/10/23
- Sacks:** 3.0 vs. Carolina, 11/28/21
- Interceptions:** 1 vs. Las Vegas, 11/19/23
- Passes Defensed:** 1 7 times, last: vs. Tennessee, 9/30/24
- Forced Fumbles:** 1 at Buffalo, 12/17/22
- Fumble Recoveries:** 1 3 times, last: vs. Minnesota, 10/16/22



## NFL CAREER

### TRANSACTIONS:

- Signed by Miami on March 13, 2024.
- Released by Buffalo on March 6, 2024.
- Signed by Buffalo as an unrestricted free agent from Cleveland on March 9, 2017.
- Signed by Cleveland on Oct. 21, 2013.
- Waived by Philadelphia on Oct. 19, 2013.
- 7th-round pick (218th overall) by Philadelphia in the 2013 NFL Draft.

### CAREER HONORS:

- No. 65 on the NFL Network Top 100 list in 2024.
- No. 57 on the NFL Network Top 100 list in 2023.
- 2022 Pro Bowl selection.
- AFC Defensive Player of the Week (at Baltimore, 10/2/22).
- No. 45 on the NFL Network Top 100 list in 2022.
- 2021 PFWA All-NFL.
- 1st-team All-Pro in 2021.
- AFC Defensive Player of the Month (December 2017).

### CAREER HIGHLIGHTS:

- Played in 171 career games with 133 starts.
- 864 tackles (584 solo), 12.0 sacks, 24 interceptions, 57 passes defended, 9 forced fumbles and 6 fumble recoveries; 1 interception return for a TD.
- 41 special teams tackles (34 solo).
- 17 punt returns for 144 yards (8.5 avg).
- 1 kickoff return for 14 yards.
- Started 11 postseason games with Buffalo.
- Is a 4-time team captain (2020-23).
- His 22 interceptions since 2017 are tied for 9th-most in that span:

#### MOST INTERCEPTIONS (2017-PRESENT)

PLAYER	TEAM	INT
1. Justin Simmons	Den./Atl.	30
2. Kevin Byard	Ten./Phi./Chi.	29
Xavien Howard	Mia.	29
4. Tyrann Mathieu	Ari./Hou./KC/NO	27
5. J.C. Jackson	LAC/NE	26
6. Harrison Smith	Min.	25
7. Quandre Diggs	Det./Sea./Ten.	24
Jessie Bates III	Cin./Atl.	24
9. JORDAN POYER	BUF/MIA.	22
Jalen Ramsey	Jax./LAR/Mia.	22
Darius Slay	Det./Phi.	22

- Is one of two NFL players (Harrison Smith) since 2017 to have 500-plus tackles, 20-plus interceptions and 10-plus sacks.

### 2024 (MIAMI):

- Started 16 games.
- Inactive for 1 game.
- 98 tackles (51 solo) and 3 passes defended.

**AT SEATTLE (9/22):** 9 tackles (5 solo).

**VS. ARIZONA (10/27):** 8 tackles (3 solo) and 1 pass defended.

**VS. NEW ENGLAND (11/24):** 7 solo tackles and 1 pass defended.

### HONORS:

- No. 65 on the NFL Network Top 100 list.

### 2023 (BUFFALO):

- Started 16 games.
- Inactive for 1 game.
- 101 tackles (67 solo), 1.0 sack, 4 passes defended and 1 forced fumble.
- Served as a team captain.

**AT NEW ENGLAND (10/22):** 10 tackles (5 solo), 1.0 sack and 1 forced fumble.

- Sacked QB Mac Jones for a loss of 4 yards on 3rd-and-11 in the 3rd quarter.
- Forced WR Kendrick Bourne to fumble which was recovered by LB Terrel Bernard in the 4th quarter.

**VS. TAMPA BAY (10/26):** 8 tackles (3 solo) and 2 passes defended.

**AT CINCINNATI (11/5):** 11 tackles (8 solo).

### POSTSEASON:

**AFC WILD CARD VS. PITTSBURGH (1/15):** 6 tackles (4 solo).

**AFC DIVISIONAL VS. KANSAS CITY (1/21):** 8 tackles (5 solo) and 1 forced fumble.

- Forced WR Mecole Hardman Jr. to fumble out of the end zone resulting in a touchback with 12:13 remaining in the 4th quarter.

### HONORS:

- No. 57 on the NFL Network Top 100 list.

### 2022 (BUFFALO):

- Started 12 games.
- Inactive for 4 games.
- Had 1 game cancelled.
- 63 tackles (44 solo), 4 interceptions, 8 passes defended and 1 forced fumble.

- Served as a team captain.
- VS. TENNESSEE (9/19):** 4 tackles (3 solo), 1 interception and 2 passes defended.
- Intercepted QB Ryan Tannehill on 2nd-and-2 with 6:53 remaining in the 3rd quarter.
- AT BALTIMORE (10/2):** 6 tackles (4 solo), 2 interceptions and 3 passes defended.
- Intercepted QB Lamar Jackson on the 1st play of the 4th quarter.
  - Picked off QB Lamar Jackson in the end zone with less than 5 minutes remaining in a tie game.
- AT DETROIT (11/24):** 10 tackles (8 solo).

#### POSTSEASON:

**AFC WILD CARD VS. MIAMI (1/15):** 3 tackles (2 solo).

**AFC DIVISIONAL VS. CINCINNATI (1/22):** 6 tackles (3 solo).

#### PRO BOWL:

- Selected to the Pro Bowl for the 1st time in his career.

#### HONORS:

- AFC Defensive Player of the Week (at Baltimore, 10/2).
- No. 45 on the NFL Network Top 100 list.

### 2021 (BUFFALO):

- Started 16 games.
  - Inactive for 1 game.
  - 91 tackles (64 solo), 3.0 sacks, 5 interceptions and 9 passes defended.
  - 2 solo special teams tackles.
  - Served as a team captain.
- VS. MIAMI (10/31):** 9 solo tackles, 1 interception and 1 pass defended; 1 solo special teams tackle.
- Intercepted QB Tua Tagovailoa and returned it 26 yards with 2:32 remaining in the 4th quarter.

**AT N.Y. JETS (11/14):** 10 tackles (4 solo), 1 interception and 2 passes defended.

- Intercepted QB Mike White with 1:15 remaining in the 3rd quarter.

**VS. N.Y. JETS (1/9):** 4 tackles (3 solo) and 2.0 sacks.

- Sacked WR Jamison Crowder on a trick play for a loss of 3 yards in the 2nd quarter.
- Sacked QB Zach Wilson for a loss of 13 yards on the opening play of the 3rd quarter.

#### POSTSEASON:

**AFC WILD CARD VS. NEW ENGLAND (1/15):** 2 solo tackles.

**AFC DIVISIONAL AT KANSAS CITY (1/23):** 8 tackles (3 solo) and 1 forced fumble.

- Forced a RB Jerick McKinnon fumble which was recovered by Kansas City.

#### HONORS:

- 1st-team All-Pro.

### 2020 (BUFFALO):

- Started all 16 games.
  - 118 tackles (85 solo), 2.0 sacks, 2 interceptions, 5 passes defended and 2 forced fumbles.
  - 6 solo special teams tackles.
  - Served as a team captain.
- AT MIAMI (9/20):** 8 tackles (4 solo) and 1.0 sack.
- Sacked QB Ryan Fitzpatrick for a loss of 9 yards in with 5:51 remaining in the 4th quarter.
- VS. L.A. RAMS (9/27):** 13 tackles (10 solo).

**VS. SEATTLE (11/8):** 10 tackles (7 solo), 1 interception and 1 pass defended.

- Intercepted QB Russell Wilson on 4th-and-1 in the end zone in the 1st quarter.

#### POSTSEASON:

**AFC WILD CARD VS. INDIANAPOLIS (1/9):** 9 tackles (7 solo).

**AFC DIVISIONAL VS. BALTIMORE (1/16):** 3 solo tackles.

**AFC CHAMPIONSHIP AT KANSAS CITY (1/24):** 8 tackles (6 solo).

### 2019 (BUFFALO):

- Started all 16 games.
  - 104 tackles (68 solo), 1.0 sack, 2 interceptions, 3 passes defended, 3 forced fumbles and 3 fumble recoveries.
  - 3 solo special teams tackles.
- AT N.Y. JETS (9/8):** 9 tackles (5 solo) and 1.0 sack.
- Sacked QB Sam Darnold for a loss of 5 yards in the 2nd quarter.

**AT PITTSBURGH (12/15):** 3 tackles (2 solo), 1 interception, 1 pass defended and 1 fumble recovery; 1 solo special teams tackle.

- Recovered a RB James Conner fumble with 2:00 remaining in the 2nd quarter.

**AT NEW ENGLAND (12/21):** 11 tackles (10 solo) and 1 forced fumble.

- Forced a RB Rex Burkhead fumble, which was recovered by S Micah Hyde on New England's first drive.

#### POSTSEASON:

**AFC WILD CARD AT HOUSTON (1/4):** 6 tackles (1 solo).

### 2018 (BUFFALO):

- Started all 16 games.
  - 97 tackles (71 solo), 2.0 sacks, 4 interceptions, 6 passes defended, 1 forced fumble and 1 fumble recovery.
  - 3 special teams tackles (2 solo).
- AT GREEN BAY (9/30):** 7 tackles (4 solo), 1 interception and 1 pass defended.
- Intercepted QB Aaron Rodgers and returned it 11 yards in the 2nd quarter.

**AT N.Y. JETS (11/11):** 6 tackles (3 solo) and 1.0 sack.

- Sacked QB Josh McCown for a loss of 6 yards to force the Jets to punt in the 1st quarter.

**VS. JACKSONVILLE (11/25):** 10 tackles (9 solo), 1 interception and 1 pass defended.

- Intercepted QB Blake Bortles at the Jacksonville 18-yard line with 5:07 remaining in the 3rd quarter.

### 2017 (BUFFALO):

- Started 15 games.
  - Inactive for 1 game.
  - 95 tackles (63 solo), 2.0 sacks, 5 interceptions, 13 passes defended and 1 fumble recovery; 1 interception returned for a TD.
- AT CAROLINA (9/17):** 11 tackles (7 solo), 1.0 sack and 3 passes defended.
- Sacked QB Cam Newton for a loss of 7 yards in

the 3rd quarter.

**AT NEW ENGLAND (12/24):** 6 tackles (2 solo), 1 interception and 1 pass defended; 1 interception returned for a TD.

- Intercepted QB Tom Brady and returned it 19 yards for a TD in the 2nd quarter.
- It was the 1st TD of his career.

**AT MIAMI (12/31):** 2 solo tackles, 1 interception and 1 pass defended.

- Intercepted QB David Fales and returned it 1 yard to seal Buffalo's victory with 56 seconds left in the game.

#### POSTSEASON:

**AFC WILD CARD AT JACKSONVILLE (1/7):** 5 tackles (3 solo).

#### HONORS:

- AFC Defensive Player of the Month (December).

### 2016 (CLEVELAND):

- Started 6 games.
- Missed the remainder of the season after being placed on injured reserve on Oct. 17.
- 36 tackles (27 solo) and 2 passes defended.
- 3 special teams tackles (2 solo).

**AT PHILADELPHIA (9/11):** 6 solo tackles.

**VS. BALTIMORE (9/18):** 5 tackles (2 solo) and 1 pass defended; 1 solo special teams tackle.

**AT MIAMI (9/25):** 12 tackles (10 solo) and 1 pass defended; 1 assisted special teams tackle.

### 2015 (CLEVELAND):

- Played in 14 games with 4 starts.
- Inactive for 2 games.
- 37 tackles (25 solo), 1.0 sack, 2 interceptions, 4 passes defended and 1 fumble recovery.
- 6 special teams tackles (3 solo).

**AT PITTSBURGH (11/15):** 4 tackles (2 solo), 1 interception and 1 pass defended.

- Intercepted QB Ben Roethlisberger on 3rd-and-6 in the 4th quarter and returned it 12 yards to set up a Browns TD.

**VS. SAN FRANCISCO (12/13):** 2 solo tackles and 1.0 sack.

- Sacked QB Blaine Gabbert on 3rd-and-3 in the 2nd quarter.
- It was his 1st career sack.

**VS. PITTSBURGH (1/3):** 3 solo tackles, 1 interception and 2 passes defended; 1 assisted special teams tackle.

- Intercepted QB Ben Roethlisberger in the 1st quarter and returned it 12 yards to set up a Browns FG.

### 2014 (CLEVELAND):

- Played in all 16 games.
- 9 tackles (5 solo) and 1 forced fumble.
- 12 special teams tackles (10 solo).

**VS. NEW ORLEANS (9/14):** 1 forced fumble; 1 solo special teams tackle.

- Forced RB Khiry Robinson to fumble the kickoff which was recovered by WR Marlon Moore on the final play of the game to seal Cleveland's victory.

**VS. CINCINNATI (12/14):** 4 tackles (2 solo).

**AT BALTIMORE (12/28):** 2 tackles (1 solo); 2 solo special teams tackles.

### 2013 (CLEVELAND/PHILADELPHIA):

- Played in 9 games with Cleveland.
- 13 solo tackles with Cleveland.
- 5 solo special teams tackles with Cleveland.
- Signed by Cleveland on Oct. 21.
- Played in 3 games with Philadelphia.
- 2 tackles (1 solo) with Philadelphia.
- 1 solo special teams tackle with Philadelphia.

**AT NEW ENGLAND (12/8):** 5 solo tackles; 1 solo special teams tackle.

**AT PITTSBURGH (12/29):** 2 solo tackles; 1 solo special teams tackle.

## BEFORE THE NFL

### COLLEGE (OREGON STATE):

- 4-year letterman (2009-12) and 2-year starter (2011-12).

**CAREER:** Played in 49 games with 24 starts; 153 tackles (98 solo), 3.0 sacks, 13 interceptions, 36 passes defended, 2 forced fumbles and 3 fumble recoveries; 3 interceptions returned for a TD; 66 kickoff returns for 1,711 yards (25.9 avg.); 31 punt returns for 316 yards (10.2 avg.) and 1 TD.

**SENIOR (2012):** Started 12 games; 51 tackles (34 solo), 2.0 sacks, 7 interceptions, 14 passes defended, 1 forced fumble and 1 fumble recovery; 1 interception returned for a TD; 10 punt returns for 71 yards (7.1 avg.).

- Consensus All-America.
- 1st-team All-Pac-12.
- Served as team captain.

**JUNIOR (2011):** Started all 12 games; 57 tackles (35 solo), 4 interceptions and 16 passes defended; 30 kickoff returns for 680 yards (22.7 avg.); 1 interception returned for a TD; 10 punt returns for 141 yards (14.1 avg.) and 1 TD.

- 2nd-team All-Pac-12.

**SOPHOMORE (2010):** Played in all 12 games; 34 tackles (22 solo), 1.0 sack, 2 interceptions, 6 passes defended, 1 forced fumble and 1 fumble recovery; 1 interception returned for a TD; 33 kickoff returns for 917 yards (27.8 avg.); 11 punt returns for 104 yards (9.5 avg.); 1 reception for 23 yards.

**TRUE FRESHMAN (2009):** Played in all 13 games; 11 tackles (7 solo) and 1 forced fumble; 3 kickoff returns for 114 yards (38.0 avg.).

### HIGH SCHOOL (ASTORIA HIGH SCHOOL – ASTORIA, ORE.)

- Played quarterback and safety.
- 4-year letterwinner in basketball and baseball.

#### SENIOR (2008):

- Named 4A Offensive and Defensive Player of the Year as starting quarterback and safety.

## OFF THE FIELD

### PERSONAL:

- **MAJOR:** Elementary education.
- Drafted by the Florida Marlins in the 42nd round of the 2009 MLB Draft.

JORDAN POYER'S NFL REGULAR SEASON STATS															
YEAR	TEAM	GP	GS	TACKLES					INTERCEPTIONS					FUMBLES	
				TOT	SOLO	ASST	SK	YDS	INT	YDS	LG	TD	PD	FF	FR
2013	PHILADELPHIA	3	0	2	1	1	0.0	0.0	0	0	-	0	0	0	0
	CLEVELAND	9	0	13	13	0	0.0	0.0	0	0	-	0	0	0	0
2014	CLEVELAND	16	0	9	5	4	0.0	0.0	0	0	-	0	0	1	0
2015	CLEVELAND	14	4	37	25	12	1.0	0.0	2	24	12	0	4	0	1
2016	CLEVELAND	6	6	36	27	9	0.0	0.0	0	0	-	0	2	0	0
2017	BUFFALO	15	15	95	63	32	2.0	18.0	5	33	19	1	13	0	1
2018	BUFFALO	16	16	97	71	26	2.0	15.0	4	11	11	0	6	1	1
2019	BUFFALO	16	16	104	68	36	1.0	5.0	2	0	0	0	3	3	3
2020	BUFFALO	16	16	118	85	33	2.0	14.0	2	14	14	0	5	2	0
2021	BUFFALO	16	16	91	64	27	3.0	26.0	5	87	26	0	9	0	0
2022	BUFFALO	12	12	63	44	19	0.0	0.0	4	6	6	0	8	1	0
2023	BUFFALO	16	16	101	67	34	1.0	4.0	0	0	-	0	4	1	0
2024	MIAMI	16	16	98	51	47	0.0	0.0	0	0	-	0	3	0	0
NFL TOTALS		171	133	864	584	280	12.0	82.0	24	175	6	1	57	9	6

JORDAN POYER'S NFL PLAYOFF STATS															
YEAR	TEAM	GP	GS	TACKLES					INTERCEPTIONS					FUMBLES	
				TOT	SOLO	ASST	SK	YDS	INT	YDS	LG	TD	PD	FF	FR
2017	BUFFALO	1	1	5	3	2	0.0	0.0	0	0	-	0	0	0	0
2019	BUFFALO	1	1	6	1	5	0.0	0.0	0	0	-	0	0	0	0
2020	BUFFALO	3	3	20	16	4	0.0	0.0	0	0	-	0	0	0	0
2021	BUFFALO	2	2	10	5	5	0.0	0.0	0	0	-	0	0	1	0
2022	BUFFALO	2	2	9	5	4	0.0	0.0	0	0	-	0	0	0	0
2023	BUFFALO	2	2	14	9	5	0.0	0.0	0	0	-	0	0	1	0
PLAYOFF TOTALS		11	11	64	39	25	0.0	0.0	0	0	-	0	0	2	0

### ADDITIONAL STATS

**Defensive Touchdowns:** (Buffalo) 19-yard interception return at New England (12/24/17).

**Special Teams Tackles:** (Philadelphia) 1 in 2013, (Cleveland) 5 in 2013, 12 in 2014, 6 in 2015, 3 in 2016, (Buffalo) 3 in 2018, 3 in 2019, 6 in 2019, 6 in 2020, 2 in 2021 for total of 41.

### SINGLE-GAME CAREER HIGHS

**Tackles:** 13 vs. L.A. Rams, 9/27/20

**Sacks:** 2.0 vs. N.Y. Jets, 1/9/22

**Interceptions:** 2 at Baltimore, 10/2/22

**Passes Defensed:** 3 Twice, last: at Baltimore, 10/2/22

**Forced Fumbles:** 1 8 times, last: at New England, 10/22/23

**Fumble Recoveries:** 1 6 times, last: at Pittsburgh, 12/1/19



## NFL CAREER

### TRANSACTIONS:

- Traded from the L.A. Rams to Miami on March 15, 2023.
- Traded from Jacksonville to the L.A. Rams on Oct. 16, 2019.
- 1st-round pick (5th overall) by Jacksonville in the 2016 NFL Draft.

### CAREER HONORS:

- No. 25 on the NFL Network Top 100 list in 2024.
- 2023 Pro Bowl selection.
- AFC Defensive Player of the Week (vs. Las Vegas, 11/19/23).
- No. 36 on the NFL Network Top 100 list in 2023.
- 2022 Pro Bowl selection.
- No. 9 on the NFL Network Top 100 list in 2022.
- 1st-team All-Pro in 2021.
- 2021 Pro Bowl selection.
- No. 13 on the NFL Network Top 100 list in 2021.
- 1st-team All-Pro in 2020.
- 2020 Pro Bowl selection.
- No. 37 on the NFL Network Top 100 list in 2020.
- 2019 Pro Bowl selection.
- No. 27 on the NFL Network Top 100 list in 2019.
- 2018 Pro Bowl selection.
- No. 17 on the NFL Network Top 100 list in 2018.
- 1st-team All-Pro in 2027.
- 2017 Pro Bowl selection.
- AFC Defensive Player of the Week (vs. Tennessee, 12/24/16).

### CAREER HIGHLIGHTS:

- Played in 135 career games with 134 starts.
- 534 tackles (432 solo), 3.0 sacks, 24 interceptions, 108 passes defended, 7 forced fumbles and 2 fumble recoveries; 1 interception return for a TD.
- Started 10 postseason games – 6 with the L.A. Rams, 3 with Jacksonville and 1 with Miami.
- Won Super Bowl LVI with the L.A. Rams.
- His 108 passes defended rank third among active players since entering the league in 2016:

### MOST PASSES DEFENSED SINCE 2016 (ACTIVE PLAYERS)

PLAYER	TEAM	PDs
1. Darius Slay	Det./Phi.	126
2. James Bradberry	Car./NYG/Phi.	112
3. <b>JALEN RAMSEY</b>	<b>JAX./LAR/MIA.</b>	<b>108</b>
4. Stephon Gilmore	Buf./NE/Car./Ind./Dal./Min.	99
5. Denzel Ward	Cle.	95

- His 24 interceptions since 2016 are tied for 4th-most among NFL cornerbacks in that span:

### MOST INTERCEPTIONS BY A CB (2016-PRESENT)

PLAYER	TEAM	INT
1. Xavien Howard	Mia.	29
2. J.C. Jackson	LAC/NE	26
3. Marcus Peters	KC/LAR/Bal./LV	25
4. <b>JALEN RAMSEY</b>	<b>JAX./LAR/MIA.</b>	<b>24</b>
Darius Slay	Det./Phi.	24

- His 14 passes defended led all NFL rookies in 2016.
- Is a 3-time team captain (2021-22, 2024).

### 2024 (MIAMI):

- Started all 17 games.
- 60 tackles (39 solo), 1.0 sack, 2 interceptions and 11 passes defended.
- Served as a team captain.

**AT NEW ENGLAND (10/6):** 5 tackles (4 solo) and 2 passes defended.

**AT BUFFALO (11/3):** 1 solo tackle, 1 interception and 1 pass defended.

- Intercepted QB Josh Allen at Miami's own 3-yard line with 11:45 remaining in the 2nd quarter.

**VS. LAS VEGAS (11/17):** 5 solo tackles, 1 interception and 2 passes defended.

- Intercepted QB Gardner Minshew and returned it 7 yards to the Raiders 31-yard line with 3:19 remaining in the game, essentially sealing the Dolphins victory.

**VS. NEW ENGLAND (11/24):** 4 tackles (3 solo), 1.0 sack and 1 pass defended.

- Sacked QB Drake Maye for a loss of 12 yards on 2nd-and-3 with 14:38 remaining in the 3rd quarter.

**VS. N.Y. JETS (12/8):** 4 solo tackles and 1 pass defended.

### HONORS:

- No. 25 on the NFL Network Top 100 list.

## 2023 (MIAMI):

- Started 10 games.
- Missed the first 7 games of the season after being placed on injured reserve on Aug. 31 and activated on Oct. 28.
- 22 tackles (18 solo), 3 interceptions and 5 passes defended.

**VS. NEW ENGLAND (10/29):** 1 assisted tackle, 1 interception and 1 pass defended.

- Intercepted QB Mac Jones at Miami's own 11-yard line and returned it 49 yards to set up a Miami field goal.
- Made his Dolphins debut.

**AT KANSAS CITY IN FRANKFURT (11/5):** 4 solo tackles.

**VS. LAS VEGAS (11/19):** 1 solo tackle, 2 interceptions and 2 passes defended.

- Intercepted a pass from QB Aidan O'Connell and returned it 3 yards with 8:22 remaining in the 4th quarter.
- Picked off QB Aidan O'Connell in the end zone to seal Miami's victory with 32 seconds remaining.

### POSTSEASON:

**AFC WILD CARD AT KANSAS CITY (1/13):** 5 tackles (4 solo) and 1 pass defended.

### PRO BOWL:

- Selected to the Pro Bowl for the 7th consecutive year.

### HONORS:

- AFC Defensive Player of the Week (vs. Las Vegas, 11/19).
- No. 36 on the NFL Network Top 100 list.

## 2022 (L.A. RAMS):

- Started all 17 games.
- 88 tackles (64 solo), 2.0 sacks, 4 interceptions, 18 passes defended, 3 forced fumbles and 1 fumble recovery.
- Served as a team captain.

**VS. ATLANTA (9/18):** 2 solo tackles, 1 interception and 2 passes defended.

- Intercepted QB Marcus Mariota in the end zone with less than 2 minutes remaining, essentially sealing the Rams victory.

**VS. DALLAS (10/9):** 2 solo tackles, 1 sack and 1 forced fumble.

- Strip-sacked QB Cooper Rush for the 1st sack of his career.

**AT GREEN BAY (12/19):** 6 tackles (3 solo), 1 forced fumble and 1 fumble recovery.

- Stripped RB Aaron Jones of the ball and recovered the fumble, returning it 12 yards in the 4th quarter.

**VS. DENVER (12/25):** 5 tackles (4 solo), 1 interception and 3 passes defended.

- Intercepted QB Russell Wilson in the end zone on Denver's 1st possession of the 2nd half.

**AT SEATTLE (1/8):** 5 solo tackles, 2 interceptions and 3 passes defended.

- Picked off a pass from QB Geno Smith on the first offensive snap of the game, returning it 28 yards.
- Intercepted Smith again in the 3rd quarter on a 2nd-and-7 snap.

### PRO BOWL:

- Selected to the Pro Bowl for the 6th time in his career.

- It was his 6th consecutive Pro Bowl selection.

### HONORS:

- No. 9 on the NFL Network Top 100 list.

## 2021 (L.A. RAMS):

- Started 16 games.
- Missed 1 game on the Reserve/COVID-19 list.
- 77 tackles (62 solo), 4 interceptions, 16 passes defended, 1 forced fumble and 1 fumble recovery.
- Served as a team captain.

**AT INDIANAPOLIS (9/19):** 3 tackles (1 solo), 1 interception and 1 pass defended.

- Picked off QB Jacob Eason with just over 2 minutes remaining to seal the victory for the Rams.

**VS. DETROIT (10/24):** 6 tackles (4 solo), 1 interception and 1 pass defended.

- Intercepted QB Jared Goff in the end zone and returned it 25 yards with less than 5 minutes remaining in a 1-score game vs. Detroit.

**VS. JACKSONVILLE (12/5):** 3 tackles (2 solo), 1 pass defended and 1 fumble recovery.

- Recovered a fumble forced by DT Aaron Donald and returned it 8 yards on Jacksonville's 1st offensive possession, setting up an early 2-score lead.

### POSTSEASON:

**NFC WILD CARD VS. ARIZONA (1/17):** 4 solo tackles.

**NFC DIVISIONAL AT TAMPA BAY (1/23):** 4 tackles (3 solo) and 1 pass defended.

**NFC CHAMPIONSHIP VS. SAN FRANCISCO (1/30):** 1 solo tackle and 2 passes defended.

**SUPER BOWL LVI VS. CINCINNATI (2/13):** 4 tackles (3 solo) and 1 pass defended.

### PRO BOWL:

- Selected to the Pro Bowl for the 5th consecutive time and 4th as a starter.

### HONORS:

- 1st-team All-Pro.
- No. 13 on the NFL Network Top 100 list.

## 2020 (L.A. RAMS):

- Started 15 games.
- Dressed but did not play 1 game.
- 44 tackles (36 solo), 1 interception and 9 passes defended.

**VS. DALLAS (9/13):** 6 solo tackles and 1 pass defended.

**VS. CHICAGO (10/26):** 4 solo tackles, 1 interception and 1 pass defended.

- Intercepted a pass from QB Nick Foles in the 4th quarter to help preserve a Rams win.

**VS. ARIZONA (1/3):** 5 solo tackles and 4 passes defended.

### POSTSEASON:

**NFC WILD CARD AT SEATTLE (1/9):** 3 solo tackles and 1 pass defended.

**NFC DIVISIONAL AT GREEN BAY (1/16):** 4 tackles (1 solo).

### PRO BOWL:

- Selected to the Pro Bowl for the 4th consecutive time and 3rd as a starter.

### HONORS:

- 1st-team All-Pro.
- No. 37 on the NFL Network Top 100 list.

## 2019 (JACKSONVILLE/L.A. RAMS):

- Played in 9 games with 8 starts for the L.A. Rams.
- Inactive for 1 game with the L.A. Rams.
- 33 tackles (31 solo), 1 interception, 4 passes defended and 1 forced fumble for the L.A. Rams.
- Traded from Jacksonville to the L.A. Rams on Oct. 19.
- Started 3 games with Jacksonville.
- Inactive for 3 games with Jacksonville.
- 17 tackles (13 solo), 1 pass defended and 1 forced fumble for Jacksonville.

**VS. TENNESSEE (9/19):** 8 tackles (4 solo) and 1 forced fumble.

- Forced a fumble by WR Corey Davis in the 4th quarter.

**AT ATLANTA (10/20):** 4 solo tackles and 1 forced fumble.

- Forced a fumble by RB Devonta Freeman in the 2nd quarter of his Rams debut.

**AT SAN FRANCISCO (12/21):** 4 solo tackles, 1 interception and 2 passes defended.

- Intercepted a pass by QB Jimmy Garoppolo in the 1st quarter, leading to a Rams TD.

### PRO BOWL:

- Selected to the Pro Bowl for the 3rd consecutive time and 3rd as a starter.

### HONORS:

- No. 20 on the NFL Network Top 100 list.

## 2018 (JACKSONVILLE):

- Started all 16 games.
- 65 tackles (62 solo), 3 interceptions and 13 passes defended.

**VS. PHILADELPHIA (10/28):** 3 solo tackles, 1 interception and 1 pass defended.

- Intercepted a pass from QB Carson Wentz in the end zone for a touchback in the 1st quarter.

**VS. PITTSBURGH (11/18):** 8 solo tackles, 2 interceptions and 3 passes defended.

- Intercepted a pass from QB Ben Roethlisberger in the 2nd quarter near midfield.
- Picked off Roethlisberger again in the 3rd quarter, this time in the end zone for a touchback.

### PRO BOWL:

- Selected to the Pro Bowl as a starter for the 2nd consecutive time.

### HONORS:

- No. 17 on the NFL Network Top 100 list.

## 2017 (JACKSONVILLE):

- Started all 16 games.
- 63 tackles (52 solo), 4 interceptions and 17 passes defended.

**AT PITTSBURGH (10/8):** 7 solo tackles, 1 interception and 4 passes defended.

- Picked off QB Ben Roethlisberger and returned it 15 yards near the end of the 1st quarter.

**VS. INDIANAPOLIS (12/3):** 5 tackles (4 solo), 1 interception and 2 passes defended.

- Intercepted QB Jacoby Brissett in the red zone with 33 seconds remaining in the 1st half.

**VS. SEATTLE (12/10):** 2 solo tackles, 1 interception and 1 pass defended.

- Picked off QB Russell Wilson in the end zone in

the 2nd quarter of Jacksonville's win.

### POSTSEASON:

**AFC WILD CARD VS. BUFFALO (1/7):** 2 solo tackles, 1 interception and 1 pass defended.

- Intercepted QB Nathan Peterman with less than 1 minute remaining in a 1-score game to clinch Jacksonville's 1st playoff win since the 2007 season.

**AFC DIVISIONAL AT PITTSBURGH (1/14):** 4 tackles (3 solo).

**AFC CHAMPIONSHIP AT NEW ENGLAND (1/21):** 2 solo tackles.

### PRO BOWL:

- Selected to the Pro Bowl as a starter for the 1st time in his career.

### HONORS:

- 1st-team All-Pro.

## 2016 (JACKSONVILLE):

- Started all 16 games.
- 65 tackles (55 solo), 2 interceptions, 14 passes defended and 1 forced fumble; 1 interception return for a TD.
- His 14 passes defended led all NFL rookies.

**VS. GREEN BAY (9/11):** 3 tackles (2 solo).

- Started in his NFL debut.

**AT HOUSTON (12/18):** 4 solo tackles, 1 interception, 1 forced fumble and 5 passes defended.

- Picked off a pass from QB Brock Osweiler in the 2nd quarter and returned it 35 yards for his 1st career interception.
- On the next defensive snap, forced a fumble by RB Akeem Hunt.

**VS. TENNESSEE (12/24):** 4 solo tackles, 1 interception and 4 passes defended; 1 interception returned for a TD.

- Intercepted a pass by QB Matt Cassel and returned it 30 yards for a TD in the 4th quarter of the Jaguars victory.
- It was his 1st career TD.

### HONORS:

- PFWA All-Rookie Team.
- AFC Defensive Player of the Week (vs. Tennessee, 12/24).

## BEFORE THE NFL

### COLLEGE (FLORIDA STATE):

- 3-year starter (2013-15).

**CAREER:** Started all 41 games; 180 tackles (119 solo), 5.0 sacks, 3 interceptions, 26 passes defended, 3 forced fumbles and 2 fumble recoveries; 1 fumble return for a TD; 1 blocked kick; 2 kickoff returns for 54 yards (27.0 avg.); 1 punt return for 6 yards.

- Also competed in track and field, winning the long jump title at the 2015 ACC outdoor and indoor championships.

- Ran on his school's ACC outdoor champion 4x100-meter relay team in both 2014 and 2015.

**JUNIOR (2015):** Started all 13 games; 52 tackles (37 solo), 1.0 sack, 10 passes defended and 1 fumble recovery; 1 fumble return for a TD; 2 kickoff returns for 54 yards (27.0 avg.); 1 punt return for 6 yards.

- 1st-team All-American.

- 1st-team All-ACC.
- SOPHOMORE (2014):** Started all 14 games; 79 tackles (45 solo), 3.0 sacks, 2 interceptions, 14 passes defended and 2 forced fumbles; 1 blocked kick.
- 1st-team All-American.
- 1st-team All-ACC.
- TRUE FRESHMAN (2013):** Started all 14 games; 49 tackles (37 solo), 1.0 sack, 1 interception, 2 passes defended, 1 forced fumble and 1 fumble recovery.
- Freshman All-American.

**HIGH SCHOOL (BRENTWOOD ACADEMY – BRENTWOOD, TENN.)**

- Played on both sides of the ball.

**SENIOR (2012):** 95 tackles, 3 interceptions, 13 passes defended, 2 fumble recoveries and 5 forced fumbles; 31 receptions for 676 yards (21.8 avg.) and 9 TDs; 5 carries for 85 yards (17.0 avg.).

- All-American.

**OFF THE FIELD**

**COMMUNITY:**

**2024:**

- Donated a total of \$25,000 to five nonprofit organizations dedicated to helping youth in Los Angeles – SoLa Foundation, Heart of Los Angeles, A Place Called Home, the Los Angeles Dodgers Foundation and The RightWay Foundation.

JALEN RAMSEY'S NFL REGULAR SEASON STATS																
YEAR TEAM		GP GS		TACKLES					INTERCEPTIONS					FUMBLES		
				TOT	SOLO	ASST	SK	YDS	INT	YDS	LG	TD	PD	FF	FR	
2016	JACKSONVILLE	16	16	65	55	10	0.0	0.0	2	65	35	1	14	1	0	
2017	JACKSONVILLE	16	16	63	52	11	0.0	0.0	4	34	18	0	17	0	0	
2018	JACKSONVILLE	16	16	65	62	3	0.0	0.0	3	0	0	0	13	0	0	
2019	JACKSONVILLE	3	3	17	13	4	0.0	0.0	0	0	-	0	1	1	0	
	L.A. RAMS	9	8	33	31	2	0.0	0.0	1	13	13	0	4	1	0	
2020	L.A. RAMS	15	15	44	36	8	0.0	0.0	1	2	2	0	9	0	0	
2021	L.A. RAMS	16	16	77	62	15	0.0	0.0	4	41	25	0	16	1	1	
2022	L.A. RAMS	17	17	88	64	24	2.0	17.0	4	53	28	0	18	3	1	
2023	MIAMI	10	10	22	18	4	0.0	0.0	3	52	49	0	5	0	0	
2024	MIAMI	17	17	60	39	21	1.0	12.0	2	7	7	0	11	0	0	
NFL TOTALS		135	134	534	432	102	3.0	29.0	24	267	7	1	108	7	2	

JALEN RAMSEY'S NFL PLAYOFF STATS																
YEAR TEAM		GP GS		TACKLES					INTERCEPTIONS					FUMBLES		
				TOT	SOLO	ASST	SK	YDS	INT	YDS	LG	TD	PD	FF	FR	
2017	JACKSONVILLE	3	3	8	7	1	0.0	0.0	1	2	2	0	1	0	0	
2020	L.A. RAMS	2	2	7	4	3	0.0	0.0	0	0	-	0	1	0	0	
2021	L.A. RAMS	4	4	13	11	2	0.0	0.0	0	0	-	0	4	0	0	
2023	MIAMI	1	1	5	4	1	0.0	0.0	0	0	-	0	1	0	0	
PLAYOFF TOTALS		10	10	33	26	7	0.0	0.0	1	2	2	0	7	0	0	

**ADDITIONAL STATS**

**Defensive Touchdowns:** (Jacksonville) 30-yard interception return vs. Tennessee (12/24/16).

**Punt Return Yards:** (L.A. Rams) 5 in 2022.

**SINGLE-GAME CAREER HIGHS**

- Tackles:** 9 Twice, last: at Tampa Bay, 11/6/22
- Sacks:** 1.0 3 times, last: vs. New England, 11/24/24
- Interceptions:** 2 3 times, last: vs. Las Vegas, 11/19/23
- Longest INT Return:** 49 vs. New England, 10/29/23
- Passes Defended:** 5 at Houston, 12/18/16
- Fumble Recoveries:** 1 Twice, last: at Green Bay, 12/19/22
- Forced Fumbles:** 1 7 times, last: at Green Bay, 12/19/22



## NFL CAREER

### TRANSACTIONS:

- Signed by Miami as an unrestricted free agent from Philadelphia on March 22, 2021.
- Traded from Atlanta to Philadelphia on Oct. 1, 2019.
- 3rd-round pick (75th overall) by Atlanta in the 2017 NFL Draft.

### CAREER HIGHLIGHTS:

- Played in 124 career games with 36 starts.
- 237 tackles (144 solo), 2.0 sacks, 1 interception, 6 passes defended, 2 forced fumbles and 1 fumble recovery.
- 46 special teams tackles (25 solo).
- 1 blocked punt.
- Appeared in 5 postseason games with 1 start – 2 with Atlanta, 1 with Philadelphia and 2 with Miami.
- Is a two-time team captain (2019-20).

### 2024 (MIAMI):

- Played in all 17 games with 2 starts.
- 5 tackles (2 solo).
- 5 special teams tackles (2 solo).

**VS. TENNESSEE (9/30):** 3 special teams tackles (1 solo).

**AT L.A. RAMS (11/11):** Played but did not record any stats.

- Recovered the Rams' onside kick attempt to secure Miami's victory, 23-15, with 38 seconds remaining in the game.

**VS. SAN FRANCISCO (12/22):** 3 assisted tackles.

### 2023 (MIAMI):

- Played in all 17 games with 5 starts.
- 38 tackles (28 solo), 0.5 sack, 1 pass defended and 1 forced fumble.
- 4 special teams tackles (2 solo).

**VS. CAROLINA (10/15):** 3 assisted tackles.

- Split a tackle with DB Elijah Campbell to stop WR Laviska Shenault Jr. from converting a fake punt.

**AT WASHINGTON (12/3):** 7 tackles (3 solo) and 1 forced fumble; 1 assisted special teams tackle.

- Forced a fumble by RB Antonio Gibson on 3rd-and-17, forcing Washington to punt.

**VS. N.Y. JETS (12/17):** 5 tackles (4 solo), 0.5 sack

and 1 pass defended.

- Split a sack of QB Zach Wilson with DE Emmanuel Ogbah for a loss of 1 yard in the 2nd quarter.

### POSTSEASON:

**AFC WILD CARD AT KANSAS CITY (1/13):** 10 tackles (2 solo).

### 2022 (MIAMI):

- Played in all 17 games with 2 starts.
- 41 tackles (23 solo), 1.0 sack and 2 passes defended.
- 4 special teams tackles (2 solo).

**VS. NEW ENGLAND (9/11):** 3 tackles (2 solo) and 1 pass defended.

**AT CHICAGO (11/6):** 2 tackles (1 solo) and 1.0 sack.

- Sacked QB Justin Fields for a loss of 2 yards on a 2nd-and-8 snap on Chicago's final possession to help preserve the victory.
- It was the first full sack of his career.

**VS. HOUSTON (11/27):** 2 tackles and 1 pass defended.

### POSTSEASON:

**AFC WILD CARD AT BUFFALO (1/15):** 2 solo tackles and 1 forced fumble.

- Stripped QB Josh Allen short of the first-down marker on a 3rd-and-5 scramble in the 1st quarter.

### 2021 (MIAMI):

- Played in 16 games with 3 starts.
- Missed 1 game on the Reserve/COVID-19 List.
- 21 tackles (13 solo).
- 5 special teams tackles (2 solo).
- 1 blocked punt.

**VS. CAROLINA (11/28):** 3 tackles (2 solo); 1 blocked punt.

- Blocked a P Lachlan Edwards punt that was recovered by CB Justin Coleman and returned 2 yards for a TD.

**VS. N.Y. JETS (12/19):** 2 tackles (1 solo); 2 special teams tackles (1 solo).

**VS. NEW ENGLAND (1/9):** 4 tackles (3 solo).

### 2020 (PHILADELPHIA):

- Played in 13 games with 8 starts.
- Inactive for 2 games.
- Missed 1 game after being placed on injured reserve on Jan. 1.
- 46 tackles (25 solo), 0.5 sack, 1 interception, 1

pass defended and 1 forced fumble.

- 9 special teams tackles (5 solo).
- Served as team captain.

**AT WASHINGTON (9/13):** 6 tackles (3 solo) and 0.5 sack.

- Split a sack with DE Genard Avery of QB Dwayne Haskins in the 4th quarter.

**AT PITTSBURGH (10/11):** 12 tackles (7 solo) and 1 forced fumble; 1 assisted special teams tackle.

- Forced a TE Eric Ebron fumble on 3rd-and-21 in the 4th quarter that was recovered by CB Cre'Von LeBlanc.

**VS. NEW ORLEANS (12/13):** 6 tackles (4 solo), 1 interception and 1 pass defended.

- Intercepted a QB Taysom Hill pass intended for RB Alvin Kamara in the 2nd quarter.

## 2019 (ATLANTA/PHILADELPHIA):

- Played in 12 games with Philadelphia.
- 5 solo tackles and 1 fumble recovery with Philadelphia.
- 9 special teams tackles (7 solo) with Philadelphia.
- Served as a team captain with Philadelphia.
- Traded from Atlanta to Philadelphia on Oct. 1.
- Played in 4 games with Atlanta.

**VS. CHICAGO (11/3):** 1 solo tackle and 1 fumble recovery; 1 solo special teams tackle.

- Recovered a punt fumbled by TE Adam Shaheen in the 4th quarter.

**AT MIAMI (12/1):** 2 solo tackles; 1 solo special teams tackle.

**VS. N.Y. GIANTS (12/9):** 1 solo tackle; 1 solo special teams tackle.

## POSTSEASON:

**NFC WILD CARD VS. SEATTLE (1/5):** 1 solo special teams tackle.

## 2018 (ATLANTA):

- Played in all 16 games with 10 starts.
- 57 tackles (36 solo) and 2 passes defended.
- 3 special teams tackles (1 solo).

**VS. CAROLINA (9/16):** 9 tackles (6 solo).

**VS. NEW ORLEANS (9/23):** 13 tackles (9 solo).

**VS. TAMPA BAY (10/14):** 4 tackles (3 solo) and 1 pass defended.

## 2017 (ATLANTA):

- Played in 12 games with 6 starts.
- Inactive for 4 games.
- 24 tackles (12 solo).
- 6 special teams tackles (3 solo).

**AT CHICAGO (9/10):** 5 tackles (3 solo); 1 assisted special teams tackle.

**VS. GREEN BAY (9/17):** 5 tackles (3 solo).

**VS. MIAMI (10/15):** 6 tackles (1 solo).

## POSTSEASON:

**NFC WILD CARD AT L.A. RAMS (1/6):** 1 solo tackle; 1 solo special teams tackle.

**NFC DIVISIONAL AT PHILADELPHIA (1/13):** 1 solo tackle.

## BEFORE THE NFL

### COLLEGE (LSU):

- 4-year letterman (2013-16) and 1-year starter.

**CAREER:** Played in all 50 games with 13 starts; 144 tackles (59 solo), 1.5 sacks, 1 interception, 2 passes defended and 2 fumble recoveries.

**SENIOR (2016):** Started all 12 games; 93 tackles (40 solo), 1.5 sacks, 1 interception, 2 passes defended and 1 fumble recovery.

- His 93 tackles led the team.
- Team MVP.
- Team captain.

**JUNIOR (2015):** Played in all 12 games; 24 tackles (12 solo).

**SOPHOMORE (2014):** Played in all 13 games with 1 start; 20 tackles (6 solo) and 1 fumble recovery.

**TRUE FRESHMAN (2013):** Played in all 13 games; 7 tackles (1 solo).

## HIGH SCHOOL (JOHN CURTIS CHRISTIAN SCHOOL – RIVER RIDGE, LA.)

- Also lettered in baseball and track and field.

**SENIOR (2012):** 124 tackles.

- All-state.
- Class 2A Most Outstanding Defensive Player.
- Helped his team win a state championship.

**JUNIOR (2011):**

- Helped his team win a state championship.

## OFF THE FIELD

### COMMUNITY:

**2021:**

- Chose the Little Rascals Foundation for My Cause My Cleats to benefit underprivileged and displaced foster children through music and the arts.
- Visited residents at Lotus House, a shelter in the Miami Overtown neighborhood for women and children.

### PERSONAL:

- **MAJOR:** Sport administration with a minor in business.

DUKE RILEY'S NFL REGULAR SEASON STATS															
YEAR	TEAM	GP	GS	TACKLES					INTERCEPTIONS					FUMBLES	
				TOT	SOLO	ASST	SK	YDS	INT	YDS	LG	TD	PD	FF	FR
2017	ATLANTA	12	6	24	12	12	0.0	0.0	0	0	-	0	0	0	0
2018	ATLANTA	16	10	57	36	21	0.0	0.0	0	0	-	0	2	0	0
2019	ATLANTA	4	0	0	0	0	0.0	0.0	0	0	-	0	0	0	0
2020	PHILADELPHIA	12	0	5	5	0	0.0	0.0	0	0	-	0	0	0	1
	PHILADELPHIA	13	8	46	25	21	0.5	0.0	1	7	7	0	1	1	0
2021	MIAMI	16	3	21	13	8	0.0	0.0	0	0	-	0	0	0	0
2022	MIAMI	17	2	41	23	18	1.0	2.0	0	0	-	0	2	0	0
2023	MIAMI	17	5	38	28	10	0.5	0.5	0	0	-	0	1	1	0
2024	MIAMI	17	2	5	2	3	0.0	0.0	0	0	-	0	0	0	0
NFL TOTALS		124	36	237	144	93	2.0	2.5	1	7	7	0	6	2	1

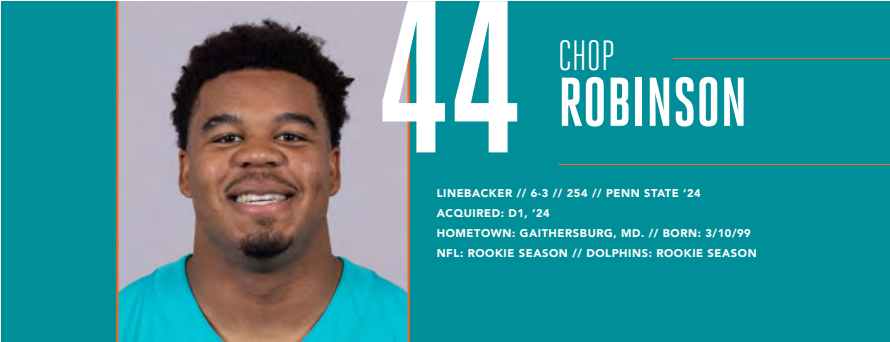
DUKE RILEY'S NFL PLAYOFF STATS															
YEAR	TEAM	GP	GS	TACKLES					INTERCEPTIONS					FUMBLES	
				TOT	SOLO	ASST	SK	YDS	INT	YDS	LG	TD	PD	FF	FR
2017	ATLANTA	2	0	2	2	0	0.0	0.0	0	0	-	0	0	0	0
2019	PHILADELPHIA	1	0	0	0	0	0.0	0.0	0	0	-	0	0	0	0
2022	MIAMI	1	0	2	2	0	0.0	0.0	0	0	-	0	0	1	0
2023	MIAMI	1	1	10	2	8	0.0	0.0	0	0	-	0	0	0	0
PLAYOFF TOTALS		5	1	14	6	8	0.0	0.0	0	0	-	0	0	1	0

### ADDITIONAL STATS

**Special Teams Tackles:** (Atlanta) 6 in 2017 (P-1), 3 in 2018, (Philadelphia) 9 in 2019 (P-1), 9 in 2020, (Miami) 5 in 2021, 4 in 2022, 7 in 2023, 6 in 2024 for total of 46 (P-2).  
**Blocked Punts:** (Miami) 1 vs. Carolina on 11/28/21.

### SINGLE-GAME CAREER HIGHS

**Tackles:** 13 vs. New Orleans, 9/23/18  
**Sacks:** 1.0 at Chicago, 11/6/22  
**Interceptions:** 1 vs. New Orleans, 12/13/20  
**Passes Defensed:** 1 6 times, last: vs. N.Y. Jets, 12/17/23  
**Forced Fumbles:** 1 Twice, last: at Washington, 12/3/23  
**Fumble Recoveries:** 1 vs. Chicago, 11/3/19



NFL CAREER

TRANSACTIONS:

- 1st-round pick (21st overall) by Miami in the 2024 NFL Draft.

CAREER HIGHLIGHTS:

- Played in 17 career games with 1 start.
- 26 tackles (16 solo), 6.0 sacks and 4 passes defended.
- His 6.0 sacks in 2024 were tied for the 5th-most by a rookie in franchise history:

DOLPHINS ROOKIE SACK LEADERS			
PLAYER	YEAR		SACKS
1. Jaelan Phillips	2021		8.5
2. Bill Stanfill	1969		8.0
	Lorenzo Bromell	1998	8.0
4. A.J. Duhe	1977		7.0
5. CHOP ROBINSON	2024		6.0
	Marco Coleman	1992	6.0

- His 6.0 sacks in 2024 were 2nd-most among all NFL rookies:

NFL ROOKIE SACK LEADERS (2024)			
PLAYER	TEAM		SACKS
1. Braden Fiske	LAR		8.5
2. CHOP ROBINSON	MIA.		6.0
3. Jonah Ellis	Den.		5.0
4. Jared Verse	LAR		4.5
5. Laiatu Latu	Ind.		4.0

2024 (MIAMI):

- Played in all 17 games with 1 start.
- 26 tackles (16 solo), 6.0 sacks and 4 passes defended.

AT INDIANAPOLIS (10/20): 2 tackles (1 solo).

- Made his 1st career start.

AT BUFFALO (11/3): 1 solo tackle and 1.0 sack.

- Sacked QB Josh Allen for a loss of 4 yards on 1st-and-10 with 1:38 remaining in the 4th quarter.
- It was the 1st sack of his career.

AT L.A. RAMS (11/11): 2 solo tackles and 1.0 sack.

- Sacked QB Matthew Stafford on 3rd-and-9 for a loss of 10 yards to force the Rams to punt with 8:53 remaining in the 1st quarter.

VS. NEW ENGLAND (11/24): 4 tackles (2 solo), 1.5 sacks and 2 passes defended.

- Sacked QB Drake Maye for a loss of 9 yards on 3rd-and-16 to force New England to punt in the 2nd quarter.

- Split a sack of QB Drake Maye with LB Emmanuel Ogbah for a loss of 5 yards on 3rd-and-15 to force New England to punt with 1:42 remaining in the 2nd quarter.

AT HOUSTON (12/15): 2 tackles (1 solo) and 1.5 sacks.

- Sacked QB C.J. Stroud for a loss of 7 yards on 3rd-and-2 to force Houston to punt in the 3rd quarter.

- Split a sack of QB C.J. Stroud with DT Zach Sieler for a loss of 7 yards on 3rd-and-8 to force Houston to punt with 1:56 remaining in the game.

VS. SAN FRANCISCO (12/22): 1 solo tackle, 1.0 sack and 1 passed defended.

- Sacked QB Brock Purdy for a loss of 7 yards on 2nd-and-10 with 59 seconds remaining in the game.

BEFORE THE NFL

COLLEGE (PENN STATE):

- 1-year starter (2023).
- Transferred to Penn State from Maryland following his true freshman season in 2021.

CAREER (AT PENN STATE): Played in 22 games with 10 starts; 41 tackles (31 solo), 9.5 sacks, 3 passes defended, 3 forced fumbles and 2 fumble recoveries.

JUNIOR (2023 AT PENN STATE): Started in 10 games; 15 tackles (12 solo), 4.0 sacks, 1 pass defended, 2 forced fumbles and 1 fumble recovery.

- 1st-team All-Big 10.
- 3rd-team All American.

SOPHOMORE (2022 AT PENN STATE): Played in 12 games; 26 tackles (19 solo), 5.5 sacks, 2 passes defended, 1 forced fumble and 1 fumble recovery.

- All-Big 10 Honorable Mention.

TRUE FRESHMAN (2021 AT MARYLAND): Played in 13 games with 1 start; 19 tackles (12 solo) and 2.0 sacks.

HIGH SCHOOL (QUINCE ORCHARD HS – GAITHERSBURG, MD.)

- Broke the school sack record.

JUNIOR (2019): 85 tackles (61 solo), 14.0 sacks, 1 interception, 1 pass defended and 3 forced fumbles.

OFF THE FIELD

PERSONAL:

- **MAJOR:** Telecommunications.

- Born Demeioun Robinson, he has gone by “Chop” since he was a child. The name “Chop” is inspired by “Pork Chop,” a nickname given to him at birth.

CHOP ROBINSON'S NFL REGULAR SEASON STATS


YEAR	TEAM	GP	GS	TACKLES					SK	YDS	INTERCEPTIONS					FUMBLES	
				TOT	SOLO	ASST					INT	YDS	LG	TD	PD	FF	FR
2024	MIAMI	17	1	26	16	10	6.0	43.0	0	0	0	0	-	0	4	0	0
NFL TOTALS		17	1	26	16	10	6.0	43.0	0	0	0	0	-	0	4	0	0

SINGLE-GAME CAREER HIGHS

- Tackles: 4 vs. New England, 11/24/24
- Sacks: 1.5 Twice, last: at Houston, 12/15/24
- Passes Defensed: 2 vs. New England, 11/24/24

ROBINSON'S MULTI-SACK GAMES (2)

DATE	OPPONENT	SACKS	YARDS
11/24/24	NEW ENGLAND	1.5	11.5
12/15/24	at Houston	1.5	10.5



# JASON SANDERS

KICKER // 5-11 // 195 // NEW MEXICO '18  
ACQUIRED: D7B, '18  
HOMETOWN: ORANGE, CALIF. // BORN: 11/16/95  
NFL: SEVENTH SEASON // DOLPHINS: SEVENTH SEASON

## NFL CAREER

### TRANSACTIONS:

- 7th-round pick (229th overall) by Miami in the 2018 NFL Draft.

### CAREER HONORS:

- AFC Special Teams Player of the Month (December/January 2024).
- AFC Special Teams Player of the Week (vs. San Francisco, 12/22/24).
- AFC Special Teams Player of the Month (November 2024).
- AFC Special Teams Player of the Week (vs. Dallas, 12/24/23).
- 2020 1st-team All-Pro.
- AFC Special Teams Player of the Week (at Las Vegas, 12/26/20).
- AFC Special Teams Player of the Month (November 2020).
- AFC Special Teams Player of the Month (October 2020).
- AFC Special Teams Player of the Week (at San Francisco, 10/11/20).
- Caught a 1-yard TD pass from P Matt Haack on Dec. 1, 2019, a play dubbed "Mountaineer Shot." The play won the 2019 NFL Bridgestone Clutch Performance of the Year.
- AFC Special Teams Player of the Month (December 2019).
- AFC Special Teams Player of the Week (vs. Philadelphia, 12/1/19).
- AFC Special Teams Player of the Week (at Indianapolis, 11/10/19).
- 2018 PFWA All-Rookie Team.

### CAREER HIGHLIGHTS:

- Played in 116 career games.
- 187-for-221 field goals (84.6 pct.); 259-for-268 extra points (96.6 pct.).
- 1 reception for 1 yard and 1 TD.
- 4 solo special teams tackles.
- 1 miscellaneous fumble recovery.
- Appeared in 2 postseason games.
- Is the franchise's all-time career leader in field goal percentage:

### DOLPHINS ALL-TIME FG% LEADERS (min. 50 att.)

PLAYER	YRS	FGM	FGA	PCT.
1. JASON SANDERS	2018-24	187	221	84.6
2. Dan Carpenter	2008-12	127	155	81.9
3. Olindo Mare	1997-2006	245	303	80.1
4. Pete Stoyanovich	1989-95	176	222	79.3
5. Caleb Sturgis	2013-14	55	71	77.5

- Is 3rd on the franchise's all-time points chart:

### DOLPHINS ALL-TIME POINTS LEADERS

PLAYER	YRS	POINTS
1. Olindo Mare	1997-2006	1,048
2. Garo Yepremian	1970-78	830
3. JASON SANDERS	2018-24	826
4. Pete Stoyanovich	1989-95	774
5. Uwe von Schamann	1979-84	540

- Is 2nd on the franchise's field goals made chart:

### MOST FIELD GOALS MADE IN DOLPHINS HISTORY

PLAYER	YRS	FGM	FGA
1. Olindo Mare	1997-06	245	303
2. JASON SANDERS	2018-24	187	221
3. Pete Stoyanovich	1989-95	176	222
4. Garo Yepremian	1970-78	165	242
5. Dan Carpenter	2008-12	127	155

- Is 3rd on the franchise's extra points made chart:

### MOST EXTRA POINTS IN DOLPHINS HISTORY

PLAYER	YEAR	XPM	XPA	PCT.
1. Garo Yepremian	1970-78	335	351	95.4
2. Olindo Mare	1997-2006	313	318	98.4
3. JASON SANDERS	2018-24	259	268	96.6
4. Pete Stoyanovich	1989-95	246	250	98.4
5. Uwe von Schamann	1979-84	237	250	94.8

- His 37 field goals made in 2024 ranked 4th in the league:

### 2024 NFL FIELD GOALS MADE LEADERS

PLAYER	TEAM	FGM	FGA	PCT.
1. Chris Boswell	Pit.	41	44	93.2
2. Brandon Aubrey	Dal.	40	47	85.1
3. Cameron Dicker	LAC	39	42	92.9
4. JASON SANDERS	MIA.	37	41	90.2
5. Ka'imi Fairbairn	Hou.	36	42	85.7

- His 37 field goals made in 2024 are 2nd-best in Dolphins history:

### DOLPHINS SINGLE-SEASON FIELD GOALS MADE LEADERS

PLAYER	YEAR	FGM	FGA	PCT.
1. Olindo Mare	1999	39	46	84.8
2. JASON SANDERS	2024	37	41	90.2
3. JASON SANDERS	2020	36	39	92.3
4. Pete Stoyanovich	1991	31	37	83.8
5. Dan Carpenter	2010	30	41	73.2
Pete Stoyanovich	1992	30	37	81.1

- His current streak of 27 consecutive field goals made is the most in team history:

MOST CONSECUTIVE FIELD GOALS IN DOLPHINS HISTORY		
PLAYER	CONS. FGs	
1. JASON SANDERS (2024)	27	
2. JASON SANDERS (2019-20)	22	
3. Olindo Mare (1999)	19	
4. Dan Carpenter (2009)	17	
5. Olindo Mare (2000)	16	
Garó Yepremian (1978)	16	

- His current streak of 9 consecutive field goals made from 50+ is the longest active streak in the NFL and 2nd-longest in team history.
- Had a streak of 75 consecutive made PATs from Sept. 17, 2023 to Nov. 24, 2024 that was the longest active streak in the NFL at that time.
- Broke the franchise and NFL record with 10 PATs in 1 game on Sept. 24, 2023 vs. Denver.
- His 58 extra points in 2023 are the 2nd-most in single-season team history:

MOST EXTRA POINTS IN A SEASON IN DOLPHINS HISTORY				
PLAYER	YEAR	XPM	XPA	PCT.
1. Uwe von Schamann	1984	66	70	94.3
2. JASON SANDERS	2023	58	59	98.3
3. Fuad Reveiz	1986	52	55	94.5

- His 92.3 field goal percentage in 2020 is the best in Dolphins history:

DOLPHINS SINGLE-SEASON FG% LEADERS				
PLAYER	YEAR	FGM	FGA	PCT.
1. JASON SANDERS	2020	36	39	92.3
2. Jay Feely	2007	21	23	91.3
Cody Parkey	2017	21	23	91.3
4. Olindo Mare	2001	19	21	90.5
5. Olindo Mare	2000	28	31	90.3

- His 36 field goals made in 2020 ranked 2nd in the league:

2020 NFL FIELD GOALS MADE LEADERS				
PLAYER	TEAM	FGM	FGA	PCT.
1. Younghoe Koo	Atl.	37	39	94.9
2. JASON SANDERS	MIA.	36	39	92.3
3. Greg Zuerlein	LV	34	41	82.9
4. Daniel Carlson	NYG	33	35	94.3
5. Rodrigo Blankenship	Ind.	32	37	86.5

- Led the NFL with 13 field goals made in December 2019 – the most successful field goals in 1 month by an NFL kicker since December 2018 (Justin Tucker, 14).
- His 90.0 field goal percentage in 2018 was 8th-best in the league and 6th-best in Dolphins history.
- Was 1 of just 4 NFL kickers to appear in all 16 games and miss 2 or fewer field goals in 2018.

### 2024 (MIAMI):

- Played in all 17 games.
- 37-for-41 field goals (90.2 pct.); 26-for-28 extra points (92.9 pct.).
- 1 solo special teams tackle.
- 1 miscellaneous fumble recovery.
- Was the only NFL kicker to make at least 1 field goal in each game this season.

**VS. JACKSONVILLE (9/8):** 2-for-3 field goals (66.7 pct.); 2-for-2 extra points (100.0 pct.).

- Converted a 52-yard FG attempt as time expired to give Miami a 20-17 victory.

**AT L.A. RAMS (11/11):** 3-for-3 field goals (100.0 pct.); 2-for-2 extra points (100.0 pct.).

- Made FGs from 50, 34 and 50 yards.

**VS. NEW ENGLAND (11/24):** 2-for-2 field goals (100.0 pct.); 4-for-4 extra points (100.0 pct.).

- Made FGs from 21 and 51 yards.

**VS. N.Y. JETS (12/8):** 4-for-4 field goals (100.0 pct.); 0-for-1 extra points.

- Made FGs from 39, 24, 57 and 52 yards.

- Converted a 52-yard FG attempt as time expired in regulation to send the game into overtime.

**VS. SAN FRANCISCO (12/22):** 5-for-5 field goals (100.0 pct.); 2-for-2 extra points (100.0 pct.).

- Made FGs from 44, 38, 54, 33 and 48 yards.

- Became the fastest kicker in Dolphins history to reach the 800-point mark, doing so in 114 games.

**AT CLEVELAND (12/29):** 2-for-2 field goals (100.0 pct.); 2-for-2 extra points (100.0 pct.).

- Made FGs from 54 and 39 yards.

- Became the only kicker in the NFL to make a FG in each game played this season.

**AT N.Y. JETS (1/5):** 2-for-2 field goals (100.0 pct.); 2-for-2 extra points (100.0 pct.).

- Made FGs from 26 and 28 yards.

- Became the second kicker in franchise history to make at least one FG in each game of a season (Garó Yepremian, 1973).

### HONORS:

- AFC Special Teams Player of the Month (December/January).
- AFC Special Teams Player of the Week (vs. San Francisco, 12/22)
- AFC Special Teams Player of the Month (November).

### 2023 (MIAMI):

- Played in all 17 games.
- 24-for-28 field goals (85.7 pct.); 58-for-59 extra points (98.3 pct.).
- 1 solo special teams tackle.

**AT L.A. CHARGERS (9/10):** 3-for-3 field goals (100.0 pct.); 3-for-4 extra points (75.0 pct.).

- Made a 41-yard FG on the final play of the 2nd quarter to give Miami a 20-17 halftime lead.

**VS. DENVER (9/24):** 10-for-10 extra points (100.0 pct.).

- His 10 PATs broke the franchise and NFL record for the most in a game.

**AT N.Y. JETS (11/24):** 2-for-2 field goals (100.0 pct.); 4-for-4 extra points (100.0 pct.).

- Made a 54-yard field goal with 11:16 remaining in the 3rd quarter to extend Miami's lead to 20-6.

**VS. DALLAS (12/24):** 5-for-5 field goals (100.0 pct.); 1-for-1 extra points (100.0 pct.).

- Made FGs from 57, 52, 54, 35 and 29 yards.

- Converted a 29-yard field goal attempt as time expired to give Miami a 22-20 victory and punch the team's ticket to the playoffs.

- Became the 1st player in team history to make 3 50+ yard field goals in the same game.

### POSTSEASON:

**AFC WILD CARD AT KANSAS CITY (1/13):** 1-for-1 extra points (100.0 pct.).

## HONORS:

- AFC Special Teams Player of the Week (vs. Dallas, 12/24).

## 2022 (MIAMI):

- Played in all 17 games.
  - 26-for-32 field goals (81.3 pct.); 41-for-44 extra points (93.2 pct.).
  - 1 solo special teams tackle.
- VS. NEW ENGLAND (9/11):** 2-for-2 field goals (100.0 pct.); 2-for-2 extra points (100.0 pct.).
- Made a 43-yard FG in the 1st quarter to give Miami a 3-0 lead.
  - Made a 49-yard FG in the 3rd quarter to extend Miami's lead to 20-7.
- VS. PITTSBURGH (10/23):** 3-for-3 field goals (100.0 pct.); 1-for-1 extra points (100.0 pct.).
- Made a 47-yard field goal with 2 seconds remaining in the 1st half to give Miami a 16-10 halftime lead.
- VS. N.Y. JETS (1/8):** 3-for-3 field goals (100.0 pct.).
- Converted a 50-yard field goal attempt with 18 seconds left to give Miami a 9-6 lead and punch the team's ticket to the playoffs.
  - It was the longest game-winning or game-tying field goal by a Dolphins player in the final minute of a game since K Andrew Franks made a 55-yard field goal to send the game into overtime on Dec. 24, 2016 at Buffalo, a game Miami also won to punch its playoff ticket.

## POSTSEASON:

- AFC WILD CARD AT BUFFALO (1/15):** 3-for-3 field goals (100.0 pct.); 2-for-2 extra points (100.0 pct.).
- Tied the franchise single-season record for most field goals made in a postseason game with 3.

## 2021 (MIAMI):

- Played in all 17 games.
  - 23-for-31 field goals (74.2 pct.); 34-for-35 extra points (97.1 pct.).
- AT NEW ENGLAND (9/12):** 1-for-1 field goals (100.0 pct.); 2-for-2 extra points (100.0 pct.).
- Made a 48-yard FG in the 2nd quarter to tie the score 10-10.
- VS. BALTIMORE (11/11):** 3-for-3 field goals (100.0 pct.); 1-for-1 extra points (100.0 pct.).
- Made a 31-yard FG in the 2nd quarter to tie the score 3-3.
  - Made a 22-yard FG in the 2nd quarter to give Miami a 6-3 lead.
  - Made a 29-yard FG in the 4th quarter to extend Miami's lead to 9-3.
- VS. NEW ENGLAND (1/9):** 2-for-2 field goals (100.0 pct.); 3-for-3 extra points (100.0 pct.).
- Made a 30-yard FG in the 2nd quarter to extend Miami's lead to 17-0.
  - Made a 49-yard FG in the 4th quarter to extend Miami's lead to 27-10.
  - It was his 100th career FG.

## 2020 (MIAMI):

- Played in all 16 games.
- 36-for-39 field goals (92.3 pct.); 36-for-36 extra points (100.0 pct.).

- His 36 field goals made in 2020 ranked 2nd in the NFL.
- His 92.3 field goal percentage in 2020 set a franchise record.

**AT SAN FRANCISCO (10/11):** 5-for-5 field goals (100.0 pct.); 4-for-4 extra points (100.0 pct.).

- Made FGs from 26, 50, 29, 31 and 49 yards.
- Became the 1st kicker in Dolphins history to have 3 games with at least 5 field goals.

**AT ARIZONA (11/8):** 2-for-2 field goals (100.0 pct.); 4-for-4 extra points (100.0 pct.).

- Made FGs from 50 and 56 yards.
- Became 1st player in team history to make 2 50+ yard FGs in the same game.
- His 56-yard FG was the 5th-longest in team history.

• Kicked a 50-yard FG with 3:30 remaining that proved to be the game winner.

- Broke K Olindo Mare's team record of consecutive made field goals with 20.

**AT LAS VEGAS (12/26):** 4-for-4 field goals (100.0 pct.); 2-for-2 extra points (100.0 pct.).

- Made FGs from 37, 39, 22 and 44 yards.
- Hit a 44-yard FG with 0:01 remaining to give Miami a 26-25 win.

## HONORS:

- AFC Special Teams Player of the Week (at San Francisco, 10/11).
- AFC Special Teams Player of the Month (October).
- AFC Special Teams Player of the Month (November).
- AFC Special Teams Player of the Week (at Las Vegas, 12/26).
- 1st-team All-Pro.

## 2019 (MIAMI):

- Played in all 16 games.
  - 23-for-30 field goals (76.7 pct.); 29-for-30 extra points (96.7 pct.).
  - 1 solo special teams tackle.
  - Led the NFL with 13 field goals made in the month of December – the most successful field goals in 1 month by an NFL kicker since December 2018 (Justin Tucker, 14).
- AT INDIANAPOLIS (11/10):** 3-for-3 field goals (100.0 pct.); 1-for-1 extra points (100.0 pct.).
- Made the second game-winning kick of his career with a 48-yard FG with 5:45 left in the game to give Miami a 13-12 lead.
  - Converted another 48-yard FG with 3:31 remaining to extend Miami's lead to 4 points.
  - Also made a 47-yard FG in the 1st quarter.
  - Became 1st Dolphins kicker since 1999 (Olindo Mare) to make 3 FGs of 45+ yards in the same game.
- VS. PHILADELPHIA (12/1):** 1-for-1 field goals (100.0 pct.); 2-for-3 extra points (66.7 pct.); 1 reception for 1 yard and 1 TD.
- Made a 51-yard FG to extend Miami's lead 37-28 with 3:37 remaining in the game.
  - Caught a 1-yard TD pass from P Matt Haack on 4th-and-goal in the 2nd quarter to give Miami a 14-13 lead.
  - It was the first TD reception of his career.

- He became the first kicker to catch a touchdown in the NFL since Denver's Jim Turner on Oct. 16, 1977.
- The last time an NFL kicker scored a touchdown was Arizona's Jay Feely on a 5-yard rush on Dec. 12, 2010 vs. Denver.

#### AT N.Y. JETS (12/8): 7-for-8 field goals (87.5 pct.)

- Made FGs from 22, 25, 28, 31, 53, 48 and 37 yards.
- Broke the single-game franchise record of 6 FGs set by K Olindo Mare on Oct. 17, 1999 at New England.
- Set a franchise record with 8 field goal attempts and is one of just 3 kickers in NFL history to attempt 8 FGs in a game. The last NFL kicker to attempt 8 FGs in a game was Tennessee's Rob Bironas on Oct. 21, 2007 at Houston.
- Became the 10th player in NFL history to kick at least 7 FGs in a game and the 1st since Oct. 14, 2018 when N.Y. Jets K Jason Myers had 7 vs. Indianapolis.

#### HONORS:

- Caught a 1-yard TD pass from P Matt Haack in the Dec. 1 win vs. Philadelphia, a play dubbed "Mountaineer Shot." The play won the NFL Bridgestone Clutch Performance of the Year.
- AFC Special Teams Player of the Week (at Indianapolis, 11/10).
- AFC Special Teams Player of the Week (vs. Philadelphia, 12/1).
- Became the 4th player in team history to win AFC Special Teams Player of the Week twice in 1 season, joining Olindo Mare (1999), Matt Turk (2001) and Dan Carpenter (2010).
- AFC Special Teams Player of the Month (December).

#### 2018 (MIAMI):

- Played in all 16 games.
- 18-for-20 field goals (90.0 pct.); 35-for-36 extra points (97.2 pct.).
- Was 1 of just 4 NFL kickers to appear in all 16 games and miss 2 or fewer field goals.

#### VS. TENNESSEE (9/9): 2-for-2 field goals (100.0 pct.); 3-for-3 extra points (100.0 pct.).

- Made his NFL debut and 1st NFL field goal.

#### VS. CHICAGO (10/14): 3-for-3 field goals (100.0 pct.); 2-for-2 extra points (100.0 pct.).

- Converted a 25-yard field goal in the 3rd quarter to extend Miami's lead 21-13.
- Hit a 47-yard field goal as overtime expired to give the Dolphins a 31-28 win. It was the second-longest game-winning field goal in overtime by a rookie since 1974. Rams K Greg Zuerlein kicked a game-winning 54-yarder as a rookie on 12/2/12.
- It was the first multi-field goal performance of his career.

#### AT GREEN BAY (11/11): 4-for-4 field goals (100.0 pct.).

- Hit field goals from 37, 25, 47 and 40 yards.

#### HONORS:

- PFWA All-Rookie Team.

## BEFORE THE NFL

### COLLEGE (NEW MEXICO):

- 4-year letterman (2014-17).

**CAREER:** Played in 50 games; 25-of-35 field goals (71.4 pct.) and 111-of-112 PATs (99.1 pct.) for 186 points; 9 special teams tackles; 1 special teams forced fumble; 266 kickoffs and 195 touchbacks.

- Set a school record for consecutive extra points made with 81.
- Set a school record for most 50+ yard field goals (4).

**SENIOR (2017):** Played in all 12 games; 10-of-15 field goals (66.7 pct.) and 28-of-28 PATs (100.0 pct.) for 58 points; 1 special teams tackle; 48 kickoffs and 39 touchbacks.

- His 81.3 touchback percentage was 3rd in FBS.

**JUNIOR (2016):** Played in all 13 games; 12-of-13 field goals (92.3 pct.) and 61-of-62 PATs (98.4 pct.) for 97 points; 3 special teams tackles; 84 kickoffs and 69 touchbacks.

- His 83.8 touchback percentage led all of FBS.

- His 59 extra points made set a school record.

**SOPHOMORE (2015):** Played in all 13 games; 3-of-7 field goals (42.9 pct.) and 22-of-22 PATs (100.0 pct.) for 31 points; 72 kickoffs and 50 touchbacks.

**TRUE FRESHMAN (2014):** Played in all 12 games; 5 special teams tackles; 1 special teams forced fumble; 62 kickoffs and 37 touchbacks.

### HIGH SCHOOL (VILLA PARK HS – VILLA PARK, CALIF.)

- Also played soccer.

**SENIOR (2013):** 7-of-12 field goals (58.3 pct.) and 31-of-34 PATs (91.2 pct.); 26 punts for 1,170 yards (45.0 avg.); 57 kickoffs and 38 touchbacks.

- Named his league's Special Teams Player of the Year.

**JUNIOR (2012):** 8-of-15 field goals (53.3 pct.) and 43-of-46 PATs (93.5 pct.); 47 punts for 2,157 yards (45.9 avg.); 81 kickoffs and 54 touchbacks.

- 1st-team all-league.

- 2nd-team all-state.

## OFF THE FIELD

### COMMUNITY:

#### 2022:

- Participated in the DCC XII Golf Tournament.

#### 2021:

- Volunteered at the Miami Dolphins Food Relief Program Thanksgiving meal distribution with Feeding South Florida to provide 1,000 meal boxes to South Florida families.

#### 2019:

- In 2019, helped distribute 500 Thanksgiving meals purchased through player donations to local South Florida families.

### PERSONAL:

- **MAJOR:** Political science with a minor in business.

JASON SANDERS' NFL REGULAR SEASON STATS										
YEAR	TEAM	GP	FGM	FGA	PCT	LG	XPM	XPA	PCT	PTS
2018	MIAMI	16	18	20	90.0	50	35	36	97.2	89
2019	MIAMI	16	23	30	76.7	54	29	30	96.7	104*
2020	MIAMI	16	36	39	92.3	56	36	36	100.0	144
2021	MIAMI	17	23	31	74.2	51	34	35	97.1	103
2022	MIAMI	17	26	32	81.3	55	41	44	93.2	119
2023	MIAMI	17	24	28	85.7	57	58	59	98.3	130
2024	MIAMI	17	37	41	90.2	57	26	28	92.9	137
NFL TOTALS		116	187	221	84.6	57	259	268	96.6	826

\*Includes 1-yard TD reception

JASON SANDERS' NFL PLAYOFF STATS										
YEAR	TEAM	GP	FGM	FGA	PCT	LG	XPM	XPA	PCT	PTS
2022	MIAMI	1	3	3	100.0	48	2	2	100.0	11
2023	MIAMI	1	0	0	0.0	-	1	1	100.0	1
PLAYOFF TOTALS		2	3	3	100.0	48	3	3	100.0	12

### SANDERS' GAME-TYING OR WINNING 4TH QUARTER/OVERTIME KICKS (10)

DATE	OPP	SITUATION	DIST.	W/L	FINAL SCORE
1. 10/14/18	vs. Chi.	Tied 28-28 on the final play of overtime	47 yards	W	31-28*
2. 11/10/19	at Ind.	Trailing 12-10 with 5:45 remaining	48 yards	W	16-12
3. 12/22/19	vs. Cin.	Tied 35-35 on the final play of overtime	37 yards	W	38-35*
4. 11/8/20	at Ari.	Tied 31-31 with 3:30 remaining	50 yards	W	34-31
5. 12/26/20	at LV	Trailing 23-25 with 0:06 remaining	44 yards	W	26-25
6. 9/26/21	at LV	Trailing 25-28 with 2:49 remaining in overtime	50 yards	L	28-31*
7. 1/8/23	vs. NYJ	Tied 6-6 with 0:18 remaining	50 yards	W	11-6
8. 12/24/23	vs. Dal.	Trailing 20-19 with on the final play of the game	29 yards	W	22-20
9. 9/8/24	vs. Jax.	Tied 17-17 on the final play of the game	52 yards	W	20-17
10. 12/8/24	vs. NYJ	Trailing 23-26 with 0:12 remaining in regulation	52 yards	W	32-26*

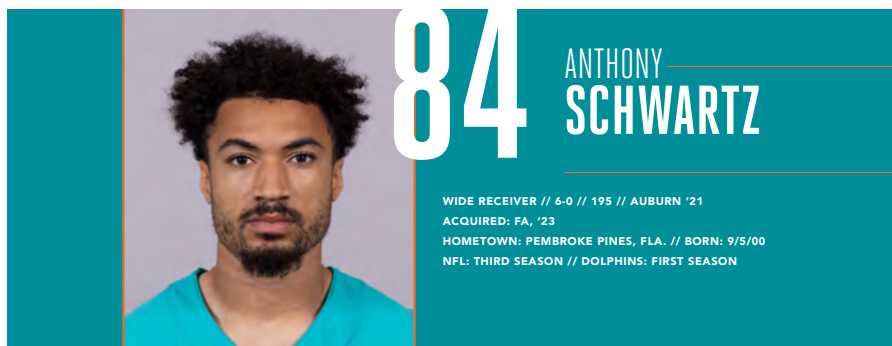
\*Overtime game

#### ADDITIONAL STATS

**Touchdowns:** 1-yard reception in 2019.  
**Receiving:** 1 reception for 1 yard and 1 TD in 2019.  
**Special Teams Tackles:** 1 in 2019, 1 in 2022, 1 in 2023, 1 in 2024 for total of 4.  
**Successful Onside Kicks:** 1 in 2019.  
**Onside Kick Recoveries:** 1 in 2019.  
**Miscellaneous Fumble Recoveries:** 1 in 2024.

#### SINGLE-GAME CAREER HIGHS

**FG Made:** 7 at N.Y. Jets, 12/8/19  
**FG Attempts:** 8 at N.Y. Jets, 12/8/19  
**FG Long:** 57 Twice, last vs. N.Y. Jets, 12/8/24  
**XP Made:** 10 vs. Denver, 9/24/23  
**XP Attempts:** 10 vs. Denver, 9/24/23



## NFL CAREER

### TRANSACTIONS:

- Signed to a reserve/future contract with Miami on Jan. 15, 2024.
- Signed to Miami's practice squad on Nov. 13, 2023.
- Waived by Cleveland on Sept. 19, 2023.
- 3rd-round selection (91st overall) by Cleveland in the 2021 NFL Draft.

### CAREER HIGHLIGHTS:

- Played in 25 games with 3 starts.
- 14 receptions for 186 yards (13.3 avg.) and 1 TD.
- 10 carries for 96 yards (9.6 avg.) and 1 TD.
- 15 kickoff returns for 322 yards (21.5 avg.).
- 2 special teams tackles (1 solo).
- 2 miscellaneous tackles.

### 2024 (MIAMI):

- Missed the entire season after being placed on injured reserve on Aug. 19.

### 2023 (CLEVELAND/MIAMI):

- Spent 8 games on Miami's practice squad.
- Spent the offseason and training camp with Cleveland before being placed on injured reserve on Aug. 27.

### 2022 (CLEVELAND):

- Played in 11 games with 3 starts.
- Inactive for 1 game.
- Missed the rest of the season after being placed on injured reserve on Dec. 7.
- 4 receptions for 51 yards (12.8 avg.).
- 4 carries for 57 yards (14.3 avg.) and 1 TD.
- 2 special teams tackles (1 solo).

- VS. TAMPA BAY (11/27):** 1 reception for 17 yards (17.0 avg.); 1 carry for 31 yards (31.0 avg.) and 1 TD.
- Scored on a 31-yard run on a reverse on Cleveland's opening possession.
  - It was the 1st rushing score of his career.

### 2021 (CLEVELAND):

- Played in 14 games with 2 starts.
- Inactive for 3 games.
- 10 receptions for 135 yards (13.5 avg.) and 1 TD.
- 6 carries for 39 yards (6.5 avg.).

- 15 kickoff returns for 322 yards (21.5 avg.).
  - 2 miscellaneous tackles.
- AT KANSAS CITY (9/12):** 3 receptions for 69 yards (23.0 avg.).
- Made his NFL debut and recorded his 1st career reception.
- AT L.A. CHARGERS (10/10):** 5 kickoff returns for 109 yards (21.9 avg.).
- AT GREEN BAY (12/25):** 1 reception for 5 yards (5.0 avg.) and 1 TD; 2 carries for 24 yards (12.0 avg.).
- Caught a 5-yard TD pass from QB Baker Mayfield with 4:36 remaining in the 4th quarter.
  - It was the 1st score of his career.

## BEFORE THE NFL

### COLLEGE (AUBURN):

- 3-year letterman (2018-20).
- Also participated in indoor and outdoor track and field.

**CAREER:** Played in 36 games; 117 receptions for 1,433 yards (12.2 avg.) and 6 TDs; 42 carries for 323 yards (7.7 avg.) and 7 TDs.

**JUNIOR (2020):** Played in 10 games; 54 receptions for 636 yards (11.8 avg.) and 3 TDs; 4 carries for -6 yards (-1.5 avg.).

**SOPHOMORE (2019):** Played in 13 games; 41 receptions for 440 yards (10.7 avg.) and 1 TD; 11 carries for 118 yards (10.7 avg.) and 2 TDs.

**TRUE FRESHMAN (2018):** Played in 13 games; 22 receptions for 357 yards (16.2 avg.) and 2 TDs; 27 carries for 211 yards (7.8 avg.) and 5 TDs.

### HIGH SCHOOL (AMERICAN HERITAGE HS - PLANTATION FLA.)

- Also ran track and field.
- Named 2017-18 Gatorade National Boys Track and Field Athlete of the Year.
- Named Broward County Track and Field Athlete of the Year as a junior.

### SENIOR (2017):

- Helped win the state championship for the second consecutive year.

### JUNIOR (2016):

- Helped win state championship.

## OFF THE FIELD

### PERSONAL:

- **MAJOR:** Business.

ANTHONY SCHWARTZ'S NFL REGULAR SEASON STATS													
YEAR	TEAM	GP	GS	RECEIVING					RUSHING				
				REC	YDS	AVG	LG	TD	ATT	YDS	AVG	LG	TD
2021	CLEVELAND	14	2	10	135	13.5	44	1	6	39	6.5	17	0
2022	CLEVELAND	11	1	4	51	12.8	19	0	4	57	14.3	31t	1
2023	MIAMI			PRACTICE SQUAD									
2024	MIAMI			INJURED RESERVE									
NFL TOTALS		25	3	14	186	13.3	44	1	10	96	9.6	31t	1

ADDITIONAL STATS	
Special Teams Tackles: (Cleveland) 2 in 2022.	
Miscellaneous Tackles: (Cleveland) 2 in 2021.	

SINGLE-GAME CAREER HIGHS	
Receptions:	3 at Kansas City, 9/12/21
Receiving Yards:	69 at Kansas City, 9/12/21
Longest Reception:	44 at Kansas City, 9/12/21
Receiving TDs:	1 at Green Bay, 12/25/21
Rushes:	2 Twice, last: at Carolina, 9/11/22
Rushing Yards:	31 vs. Tampa Bay, 11/27/22
Longest Rush:	31t vs. Tampa Bay, 11/27/22
Rushing TDs:	1 vs. Tampa Bay, 11/27/22

2021 GAME-BY-GAME STATS (CLEVELAND)							
DATE	OPPONENT	P/S	REC	YDS	AVG	LG	TD
09/12	at Kansas City	1/0	3	69	23.0	44	0
09/19	HOUSTON	1/0	0	0	0.0	-	0
09/26	CHICAGO	1/0	0	0	0.0	-	0
10/03	at Minnesota	1/0	0	0	0.0	-	0
10/10	at L.A. Chargers	1/0	0	0	0.0	-	0
10/17	ARIZONA	1/0	2	11	5.5	6	0
10/21	DENVER	1/1	2	22	11.0	16	0
10/31	PITTSBURGH	1/0	0	0	0.0	-	0
11/07	at Cincinnati	1/1	1	15	15.0	15	0
11/14	at New England	1/0	0	0	0.0	-	0
11/21	DETROIT		INACTIVE				
11/28	at Baltimore		INACTIVE				
12/12	BALTIMORE		INACTIVE				
12/20	LAS VEGAS	1/0	0	0	0.0	-	0
12/25	at Green Bay	1/0	1	5	5.0	5t	1
01/03	at Pittsburgh	1/0	0	0	0.0	-	0
01/09	CINCINNATI	1/0	1	13	13.0	13	0
2021 TOTALS		14/2	10	135	13.5	5t	1

2022 GAME-BY-GAME STATS (CLEVELAND)								
DATE	OPPONENT	P/S	REC	YDS	AVG	LG	TD	
09/11	at Carolina	1/0	1	19	19.0	19	0	
09/18	N.Y. JETS	1/0	0	0	0.0	-	0	
09/22	PITTSBURGH	1/0	0	0	0.0	-	0	
10/02	at Atlanta	1/0	0	0	0.0	-	0	
10/09	L.A. CHARGERS	1/0	0	0	0.0	-	0	
10/16	NEW ENGLAND	1/0	0	0	0.0	-	0	
10/23	at Baltimore		INACTIVE					
10/31	CINCINNATI	1/0	0	0	0.0	-	0	
11/13	at Miami	1/0	1	3	3.0	3	0	
11/20	at Buffalo	1/1	0	0	0.0	-	0	
11/27	TAMPA BAY	1/0	1	17	17.0	17	0	
12/04	at Houston	1/0	1	12	12.0	12	0	
12/11	at Cincinnati		INJURED RESERVE					
12/17	BALTIMORE		INJURED RESERVE					
12/24	NEW ORLEANS		INJURED RESERVE					
01/01	at Washington		INJURED RESERVE					
01/08	at Pittsburgh		INJURED RESERVE					
2022 TOTALS		11/1	4	51	12.8	19	0	

2023 GAME-BY-GAME STATS (MIAMI)						
DATE	OPPONENT	P/S	REC	YDS	AVG	LG TD
09/10	at L.A. Chargers		NOT ON ROSTER			
09/17	at New England		NOT ON ROSTER			
09/24	DENVER		NOT ON ROSTER			
10/01	at Buffalo		NOT ON ROSTER			
10/08	N.Y. GIANTS		NOT ON ROSTER			
10/15	CAROLINA		NOT ON ROSTER			
10/22	at Philadelphia		NOT ON ROSTER			
10/29	NEW ENGLAND		NOT ON ROSTER			
11/05	at Kansas City		NOT ON ROSTER			
11/19	LAS VEGAS		PRACTICE SQUAD			
11/24	at N.Y. Jets		PRACTICE SQUAD			
12/03	at Washington		PRACTICE SQUAD			
12/11	TENNESSEE		PRACTICE SQUAD			
12/17	N.Y. JETS		PRACTICE SQUAD			
12/24	DALLAS		PRACTICE SQUAD			
12/31	at Baltimore		PRACTICE SQUAD			
01/07	BUFFALO		PRACTICE SQUAD			
2023 TOTALS						

DATE	OPPONENT	P/S	REC	YDS	AVG	LG	TD
01/13	at Kansas City*		PRACTICE SQUAD				

\* AFC Wild Card game

\* AFC Wild Card game

2024 GAME-BY-GAME STATS (MIAMI)							
DATE	OPPONENT	P/S	REC	YDS	AVG	LG	TD
09/08	JACKSONVILLE		INJURED RESERVE				
09/12	BUFFALO		INJURED RESERVE				
09/22	at Seattle		INJURED RESERVE				
09/30	TENNESSEE		INJURED RESERVE				
10/06	at New England		INJURED RESERVE				
10/20	at Indianapolis		INJURED RESERVE				
10/27	ARIZONA		INJURED RESERVE				
11/03	at Buffalo		INJURED RESERVE				
11/11	at L.A. Rams		INJURED RESERVE				
11/17	LAS VEGAS		INJURED RESERVE				
11/24	NEW ENGLAND		INJURED RESERVE				
11/28	at Green Bay		INJURED RESERVE				
12/08	N.Y. JETS		INJURED RESERVE				
12/15	at Houston		INJURED RESERVE				
12/22	SAN FRANCISCO		INJURED RESERVE				
12/29	at Cleveland		INJURED RESERVE				
01/05	at N.Y. Jets		INJURED RESERVE				
2024 TOTALS							



## NFL CAREER

### TRANSACTIONS:

- Awarded off waivers to Miami on Dec. 5, 2019.
- Waived by Baltimore on Dec. 4, 2019.
- Signed to Baltimore's active roster on Oct. 5, 2019.
- Signed to Baltimore's practice squad on Sept. 1, 2019.
- Waived by Baltimore on Aug. 31, 2019.
- 7th-round pick (238th overall) by Baltimore in the 2018 NFL Draft.

### CAREER HONORS:

- 2024 Dan Marino Team MVP Award.
- AFC Defensive Player of the Week (vs. N.Y. Jets. 12/8/24).

### CAREER HIGHLIGHTS:

- Played in 91 career games with 65 starts.
- 310 tackles (170 solo), 30.0 sacks, 2 interceptions, 15 passes defended, 5 forced fumbles and 5 fumble recoveries; 1 interception returned for a TD.
- Started 2 postseason games with Miami.
- His 10.0 sacks in 2024 were the 2nd-most among interior defensive linemen:

#### 2024 SACK LEADERS (INTERIOR DEFENSIVE LINEMEN)

PLAYER	TEAM	SACKS
1. Leonard Williams	Sea.	11.0
2. <b>ZACH SIELER</b>	<b>MIA.</b>	<b>10.0</b>
3. Dexter Lawrence	NYG	9.0
4. Zach Allen	Den.	8.5
Braden Fiske	LAR	8.5

- His 10.0 sacks in 2024 tied the franchise record he set in 2023:

#### MOST SACKS BY A DEFENSIVE TACKLE IN FRANCHISE HISTORY (SINGLE-SEASON)

PLAYER	YEAR	SACKS
1. <b>ZACH SIELER</b>	<b>2024</b>	<b>10.0</b>
<b>ZACH SIELER</b>	<b>2023</b>	<b>10.0</b>
3. Christian Wilkins	2023	9.0
4. Bob Baumhower	1983	8.0
5. Randy Starks	2009	7.0
Mike Charles	1985	7.0

- Became the 1st Dolphins player to record consecutive seasons of 10+ sacks since Cameron Wake in 2016-17.

- His 10.0 sacks in 2023 were the 3rd-most among defensive tackles:

#### 2023 SACK LEADERS (DEFENSIVE TACKLES)

PLAYER	TEAM	SACKS
1. Nnamdi Madubuike	Bal.	13.0
2. Chris Jones	KC	10.5
3. <b>ZACH SIELER</b>	<b>MIA.</b>	<b>10.0</b>
4. Ed Oliver	Buf.	9.5
5. Christian Wilkins	Mia.	9.0

- Served as a team captain in 2024.

### 2024 (MIAMI):

- Started 15 games.
- Inactive for 2 games.
- 55 tackles (28 solo), 10.0 sacks, 1 interception, 2 passes defended, 1 forced fumble and 1 fumble recovery.
- Became the 1st Dolphins player to record consecutive seasons of 10+ sacks since Cameron Wake in 2016-17.
- His 10.0 sacks ranked 2nd in the NFL among interior defensive linemen.
- Served as a team captain.

**AT SEATTLE (9/22):** 3 tackles (2 solo), 1.0 sack, 1 interception and 1 pass defended.

- Sacked QB Geno Smith for a loss of 7 yards on 1st-and-10 in the 2nd quarter.
- Intercepted QB Geno Smith off a DT Calais Campbell deflection on 3rd-and-22 with 0:46 remaining in 3rd quarter.

**AT NEW ENGLAND (10/6):** 1 solo tackle and 1.0 sack.

- Sacked QB Jacoby Brissett for a loss of 9 yards on 3rd-and-6, forcing New England to punt on their 1st possession.

**AT INDIANAPOLIS (10/20):** 4 tackles (3 solo) and 1 fumble recovery.

- Recovered a QB Anthony Richardson fumble at the Miami 16-yard line in the 1st quarter.

**VS. LAS VEGAS (11/17):** 4 tackles (3 solo) and 1.0 sack.

- Sacked QB Gardner Minshew for a loss of 7 yards on 2nd-and-10 with 1:32 remaining in the 2nd quarter.

**VS. NEW ENGLAND (11/24):** 4 tackles (3 solo), 1.0 sack and 1 forced fumble.

- Strip-sacked QB Drake Maye for a loss of 14 yards, which was recovered by LB Jordyn Brooks and returned 12 yards to New England's 25-yard

line with 2:27 remaining in the 3rd quarter.

**VS. N.Y. JETS (12/8):** 4 tackles (2 solo) and 2.0 sacks.

- Sacked QB Aaron Rodgers for a loss of 9 yards on 3rd-and-2, forcing New York to punt with 14:17 remaining in the 4th quarter.
- Sacked QB Aaron Rodgers for a loss of 6 yards on 2nd-and-15 with 1:02 left in the 4th quarter.

**AT HOUSTON (12/15):** 2 tackles (1 solo) and 1.5 sacks.

- Sacked QB C.J. Stroud for a loss of 13 yards on 3rd-and-3 to force Houston to punt with 5:07 remaining in the 1st quarter.
- Split a sack of QB C.J. Stroud with LB Chop Robinson for a loss of 7 yards on 3rd-and-8 to force Houston to punt with 1:56 remaining in the game.

**VS. SAN FRANCISCO (12/22):** 4 tackles (3 solo) and 1.0 sack.

- Sacked QB Brock Purdy for a loss of 7 yards on 2nd-and-1 in the 2nd quarter.

**AT N.Y. JETS (1/5):** 6 tackles (4 solo) and 1.5 sacks.

- Split a sack of QB Aaron Rodgers with LB Emmanuel Ogbah for a loss of 7 yards of 4th-and-5, forcing a turnover on downs.
- Sacked QB Aaron Rodgers for a loss of 1 yard on 1st-and-10 in the 3rd quarter.

#### HONORS:

- Dan Marino Team MVP Award.
- AFC Defensive Player of the Week (vs. N.Y. Jets. 12/8).

#### 2023 (MIAMI):

- Started all 17 games.
- 63 tackles (32 solo), 10.0 sacks, 1 interception, 4 passes defended, 1 forced fumble and 2 fumble recoveries; 1 interception returned for a TD.
- Became the 1st defensive tackle in team history with 10+ sacks in a season.
- His 10.0 sacks ranked 3rd in the NFL among defensive tackles.

**VS. N.Y. GIANTS (10/8):** 7 tackles (6 solo) and 2.0 sacks.

- Sacked QB Daniel Jones for a loss of 6 yards on 3rd-and-9 in the 2nd quarter.
- Sacked QB Tyrod Taylor for a loss of 3 yards on 3rd-and-11 in the 4th quarter.

**VS. TENNESSEE (12/11):** 4 tackles (1 solo), 1 interception and 1 pass defended; 1 interception returned for a touchdown.

- Intercepted a pass from QB Will Levis and returned it 5 yards for a touchdown to put Miami on the board in the 1st quarter.

**VS. N.Y. JETS (12/17):** 2 tackles (1 solo), 1.0 sack, 1 pass defended and 1 fumble recovery.

- Helped the defense post a shutout and hold the Jets to the second-fewest total yards allowed in Miami's history (103).
- Recovered a QB Zach Wilson fumble forced by LB Bradley Chubb in the 1st quarter and returned it 3 yards to the Jets 1-yard line, which led to a Miami TD.
- Sacked QB Zach Wilson for a loss of 6 yards in the 2nd quarter.

**AT BALTIMORE (12/31):** 5 tackles (3 solo), 1.0 sack and 1 forced fumble.

- Sacked QB Lamar Jackson for a loss of 9 yards in the 1st quarter.

- Forced a fumble by RB Gus Edwards, which was recovered by S Jevon Holland in the 3rd quarter.

**VS. BUFFALO (1/7):** 7 tackles (2 solo) and 0.5 sack.

- Split a sack of QB Josh Allen with LB Melvin Ingram on 2nd-and-8 in the 4th quarter.
- Became the 1st defensive tackle in Dolphins history to record 10.0 sacks in a season.

#### POSTSEASON:

**AFC WILD CARD AT KANSAS CITY (1/13):** 4 assisted tackles and 1 pass defended.

#### 2022 (MIAMI):

- Played in all 17 games with 15 starts.
- 70 tackles (41 solo), 3.5 sacks, 4 passes defended and 2 forced fumbles.
- His 70 tackles were tied for 5th among NFL defensive linemen.

**VS. MINNESOTA (10/16):** 3 tackles (2 solo) and 1 forced fumble.

- Forced a fumble by TE Irv Smith Jr. in the 3rd quarter but it was recovered by Minnesota.

**VS. DETROIT (10/30):** 4 tackles (3 solo), 1.0 sack and 2 passes defended.

- Sacked QB Jared Goff for a loss of 10 yards on a 3rd-and-9 snap in the 4th quarter, forcing a punt.

**VS. CLEVELAND (11/13):** 4 tackles (3 solo) and 1 forced fumble.

- Forced a fumble of RB Nick Chubb in the 1st quarter that was recovered by CB Xavien Howard.

**AT NEW ENGLAND (1/1):** 6 tackles (3 solo) and 1.0 sack.

- Sacked QB Mac Jones on a fourth down in the 4th quarter to turn the ball over on downs.

#### POSTSEASON:

**AFC WILD CARD AT BUFFALO (1/15):** 6 tackles (3 solo), 2.0 sacks and 1 fumble recovery.

- Scooped up a fumble of QB Josh Allen forced by S Eric Rowe and returned it 5 yards for a go-ahead TD in the 3rd quarter.
- It was the 1st fumble returned for a TD in Dolphins postseason history and 1st defensive TD in a Dolphins playoff game since LB A.J. Duhe returned an interception for a 35-yard TD on Jan. 23, 1983 vs. the N.Y. Jets.
- Split a sack with DT Christian Wilkins of QB Josh Allen on a 3rd-and-8 snap early in the 2nd quarter.
- Split a sack with DT Christian Wilkins of QB Josh Allen on a 2nd-and-8 snap late in the 2nd quarter.
- Sacked QB Josh Allen on a 3rd-and-10 play in the 4th quarter that forced a Bills punt.

#### 2021 (MIAMI):

- Played in all 17 games with 9 starts.
- 62 tackles (33 solo), 2.0 sacks, 3 passes defended, 1 forced fumble and 2 fumble recoveries.

**AT NEW ENGLAND (9/12):** 3 tackles (2 solo) and 1 fumble recovery.

- Recovered a RB Rhamondre Stevenson forced by S Eric Rowe in the 1st quarter.

**AT LAS VEGAS (9/26):** 9 tackles (4 solo) and 1 pass defended.

**VS. N.Y. JETS (12/19):** 3 tackles (2 solo), 1.0 sack, 1 pass defended and 1 forced fumble.

- Strip-sacked QB Zach Wilson in the 4th quarter and the fumble was recovered by DE Emmanuel Ogbah.

**AT NEW ORLEANS (12/27):** 6 tackles (3 solo) and 1.0 sack.

- Sacked QB Ian Book for a loss of 11 yards in the 4th quarter.

## 2020 (MIAMI):

- Played in all 16 games with 8 starts.
- 48 tackles (30 solo) and 3.5 sacks.

**AT ARIZONA (11/8):** 4 tackles (3 solo).

- Teamed up with LB Elandon Roberts to stop RB Chase Edmonds for no gain on a critical 4th-and-1 in the 4th quarter.

**VS. CINCINNATI (12/6):** 3 solo tackles and 1.0 sack.

- Sacked QB Brandon Allen for a loss of 5 yards in the 4th quarter.

**VS. NEW ENGLAND (12/20):** 5 tackles (3 solo) and 1.0 sack.

- Sacked QB Cam Newton for a loss of 7 yards in the 2nd quarter.

## 2019 (BALTIMORE/MIAMI):

- Played in 3 games with 1 start with Miami.
- 8 tackles (3 solo), 1.0 sack and 2 passes defended with Miami.
- Inactive for 1 game with Miami.
- Awarded off waivers to Miami on Dec. 5.
- Played in 4 games with Baltimore.
- Inactive for 4 games with Baltimore.
- 3 tackles (2 solo) with Baltimore.

**AT CINCINNATI (11/10):** 1 solo tackle.

**AT N.Y. GIANTS (12/15):** 1 assisted tackle.

- Made his Dolphins debut.

**VS. CINCINNATI (12/22):** 7 tackles (3 solo), 1.0 sack and 2 passes defended.

- Sacked QB Andy Dalton in the 1st quarter. It was his 1st career sack.

## 2018 (BALTIMORE):

- Played in 2 games.
- Inactive for 14 games.
- 1 solo tackle.

**VS. DENVER (9/23):** Played but did not record any stats.

- Made his NFL debut.

**VS. PITTSBURGH (11/4):** 1 solo tackle.

- Made his 1st NFL tackle.

## BEFORE THE NFL

### COLLEGE (FERRIS STATE):

- 3-year starter (2014-17).
- Became the first player from his school to ever be selected in the NFL Draft.

**CAREER:** Played in 39 games with 28 starts; 176 tackles (77 solo), 33 sacks, 3 passes defended, 7 forced fumbles and 4 fumble recoveries; 2 blocked kicks.

**SENIOR (2017):** Played in all 13 games; 79 tackles (32 solo), 7 sacks, 2 forced fumbles, 2 passes defended and 2 fumble recoveries; 1 blocked kick.

- 1st-team D2 All-American.
- Great Lakes Intercollegiate Conference (GLIAC) Defensive Lineman of the Year.
- 1st-team All-GLIAC.

**JUNIOR (2016):** Played in all 15 games; 80 tackles (37 solo), 19.5 sacks, 1 pass defended, 5 forced fumbles and 2 fumble recoveries; 1 blocked kick.

- 1st-team All-GLIAC.
- His 19.5 sacks were a school record and led all of NCAA Division II.

**SOPHOMORE (2015):** Played in 11 games; 17 tackles (8 solo) and 6.5 sacks.

**REDSHIRT FRESHMAN (2014):** Did not record any stats.

- Redshirted in 2013.

## HIGH SCHOOL (PINCKNEY HS – PINCKNEY, MICH.)

- Also competed in wrestling and track and field.

**SENIOR (2012):**

- All-conference.

## OFF THE FIELD

### COMMUNITY:

**2024:**

- Continued second year of partnership with airline and local hospitals to host pediatric patients for a Fantasy Flight event, spreading holiday cheer with a special North Pole visit at the Fort Lauderdale-Hollywood International Airport.
- Through the Sieler Safe Haven Foundation, advanced mission to impact youth on a local level, hosting multiple events at Dr. Frederica S. Wilson/Skyway Elementary School in Miami Gardens including a back-to-school backpack giveaway and Thanksgiving meal.

**2023:**

- Joined an airline and local hospital to provide a holiday flight and North Pole surprise, complete with gifts and a visit with Santa Claus, for pediatric patients.
- Hosted a Thanksgiving dinner at the Northwest Boys & Girls Club, serving meals and visiting with the kids.

**2022:**

- Through his Sieler Safe Haven Foundation, surprised 12 kids with a holiday shopping spree at Dick's Sporting Goods.
- Along with defensive teammates, hosted a Thanksgiving dinner at Hard Rock Stadium for 100 kids from Big Brothers Big Sisters of Broward and Miami.
- Established the Sieler Safe Haven Foundation to impact young people of all abilities through a passion for the outdoors and cultural enrichment.

**2021:**

- Participated in a class visit for Day of Persons with Disabilities with South Florida Special Olympics athletes.
- Volunteered at the Miami Dolphins Food Relief Program Thanksgiving meal distribution with Feeding South Florida to provide 1,000 meal boxes to South Florida families.

PERSONAL:

- **PRONUNCIATION:** Last name is pronounced SEE-ler.

- **MAJOR:** Mechanical engineering.

ZACH SIELER'S NFL REGULAR SEASON STATS														
YEAR	TEAM	GP	GS	TACKLES					INTERCEPTIONS					FUMBLES
				TOT	SOLO	ASST	SK	YDS	INT	YDS	LG	TD	PD	
2018	BALTIMORE	2	0	1	1	0	0.0	0.0	0	0	-	0	0	0
2019	BALTIMORE	4	0	3	2	1	0.0	0.0	0	0	-	0	0	0
	MIAMI	3	1	8	3	5	1.0	8.0	0	0	-	0	2	0
2020	MIAMI	16	8	48	30	18	3.5	23.5	0	0	-	0	0	0
2021	MIAMI	17	9	62	33	29	2.0	18.0	0	0	-	0	3	1
2022	MIAMI	17	15	70	41	29	3.5	31.5	0	0	-	0	4	2
2023	MIAMI	17	17	63	32	31	10.0	61.5	1	5	5t	1	4	1
2024	MIAMI	15	15	55	28	27	10.0	79.0	1	0	0	0	2	1
NFL TOTALS		91	65	310	170	140	30.0	221.5	2	5	5t	1	15	5

ZACH SIELER'S NFL PLAYOFF STATS														
YEAR	TEAM	GP	GS	TACKLES					INTERCEPTIONS					FUMBLES
				TOT	SOLO	ASST	SK	YDS	INT	YDS	LG	TD	PD	
2022	MIAMI	1	1	6	3	3	2.0	4.0	0	0	-	0	0	0
2023	MIAMI	1	1	4	0	4	0.0	0.0	0	0	-	0	1	0
PLAYOFF TOTALS		2	2	10	3	7	2.0	4.0	0	0	0	0	1	0

ADDITIONAL STATS

**Defensive Touchdowns:** 5-yard fumble return at Buffalo (1/15/23 – AFC Wild Card); 5-yard interception return vs. Tennessee (12/11/23).

SINGLE-GAME CAREER HIGHS

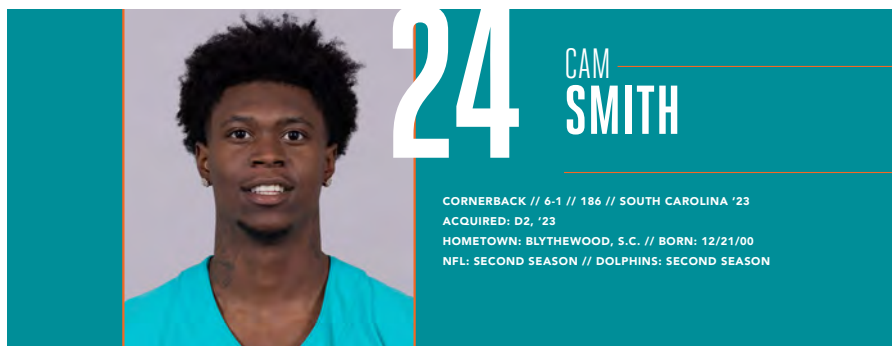
- Tackles:** 9 at Las Vegas, 9/26/21
- Sacks:** 2.0 3 times\*, last: vs. N.Y. Jets, 12/8/24
- Interception** 1 Twice, last: at Seattle, 9/22/24
- Passes Defensed:** 2 Twice, last: at Detroit, 10/30/22
- Forced Fumbles:** 1 5 times, last: vs. New England, 11/24/24
- Fumble Recoveries:** 1 6 times\*, last: at Indianapolis, 10/20/24

\*includes postseason

SIELER'S MULTI-SACK GAMES (6)

DATE	OPPONENT	SACKS	YARDS
01/15/23	at Buffalo*	2.0	4.0
10/08/23	N.Y. GIANTS	2.0	9.0
12/03/23	at Washington	1.5	10.5
12/08/24	N.Y. JETS	2.0	15.0
12/15/24	at Houston	1.5	16.5
01/05/25	at N.Y. Jets	1.5	4.5

\*AFC Wild Card game



CORNERBACK // 6-1 // 186 // SOUTH CAROLINA '23  
ACQUIRED: D2, '23  
HOMETOWN: BLYTHEWOOD, S.C. // BORN: 12/21/00  
NFL: SECOND SEASON // DOLPHINS: SECOND SEASON

## NFL CAREER

### TRANSACTIONS:

- 2nd-round pick (51st overall) by Miami in the 2023 NFL Draft.

### CAREER HIGHLIGHTS:

- Played in 21 career games.
- 18 tackles (14 solo).

### 2024 (MIAMI):

- Played in 6 games.
- Missed the first 6 games of the season after being placed on injured reserve on Aug. 27 and activated on Oct. 21.
- Missed the rest of the season after being placed on injured reserve on Dec. 4.
- 16 tackles (13 solo).

**VS. ARIZONA (10/27):** 4 solo tackles.

**AT BUFFALO (11/3):** 4 solo tackles.

**AT L.A. RAMS (11/11):** 4 tackles (2 solo).

### 2023 (MIAMI):

- Played in 15 games.
- Inactive for 2 games.
- 2 tackles (1 solo).

**AT L.A. CHARGERS (9/10):** Played but did not record stats.

- Made his NFL debut.

**VS. CAROLINA (10/15):** 1 solo tackle.

**AT N.Y. JETS (11/24):** 1 assisted tackle.

### POSTSEASON:

**AFC WILD CARD AT KANSAS CITY (1/13):** Inactive.

## BEFORE THE NFL

### COLLEGE (SOUTH CAROLINA):

- 4-year letterman (2019-22) and 2-year starter.

**CAREER:** Played in 33 games with 19 starts; 91 tackles (69 solo), 6 interceptions, 24 passes defended and 1 forced fumble; 1 blocked field goal.

**JUNIOR (2022):** Played in 11 games with 9 starts; 27 tackles (23 solo), 1 interception and 6 passes defended; 1 blocked field goal.

- 2nd-team All-SEC.

**SOPHOMORE (2021):** Played in 11 games with 7 starts; 41 tackles (31 solo), 3 interceptions, 14 passes defended and 1 forced fumble.

- 2nd-team All-SEC.

- His 14 passes defended led the team.

**REDSHIRT FRESHMAN (2020):** Played in 8 games with 3 starts; 16 tackles (10 solo), 2 interceptions and 4 passes defended.

- His 2 interceptions were tied for the team lead.

**TRUE FRESHMAN (2019):** Played in 3 games; 7 tackles (5 solo).

- Redshirted.

### HIGH SCHOOL (WESTWOOD HS – BLYTHEWOOD, S.C.)

- Also played 3 seasons at Fort Meade High School in Maryland.

**SENIOR (2018):** 65 tackles, 16 passes defended and 4 forced fumbles.

## OFF THE FIELD

### PERSONAL:

- **MAJOR:** Experimental psychology.

## CAM SMITH'S NFL REGULAR SEASON STATS

YEAR	TEAM	GP	GS	TACKLES					INTERCEPTIONS					FUMBLES	
				TOT	SOLO	ASST	SK	YDS	INT	YDS	LG	TD	PD	FF	FR
2023	MIAMI	15	0	2	1	1	0.0	0.0	0	0	-	0	0	0	0
2024	MIAMI	6	0	16	13	3	0.0	0.0	0	0	-	0	0	0	0
NFL TOTALS		21	0	18	14	4	0.0	0.0	0	0	-	0	0	0	0

## SINGLE-GAME CAREER HIGHS

**Tackles:** 4 3 times, last: at L.A. Rams, 11/11/24



9

JONNU  
SMITH

TIGHT END // 6-3 // 248 // FIU '17  
ACQUIRED: FA, '24  
HOMETOWN: OCALA, FLA. // BORN: 8/22/95  
NFL: EIGHTH SEASON // DOLPHINS: FIRST SEASON

NFL CAREER

TRANSACTIONS:

- Signed by Miami on March 7, 2024.
- Released by Atlanta on Feb. 27, 2024.
- Traded from New England to Atlanta on March 15, 2023.
- Signed by New England on March 17, 2021.
- 3rd-round pick (100th overall) by Tennessee in the 2017 NFL Draft.

CAREER HIGHLIGHTS:

- Played in 124 career games with 84 starts.
- 307 receptions for 3,307 yards (10.8 avg.) and 28 TDs.
- 19 carries for 126 yards (6.6 avg.) and 1 TD.
- 3 kickoff returns for 47 yards (15.7 avg.).
- 11 miscellaneous tackles.
- Played in 7 postseason games with 6 starts – 5 with Tennessee and 1 with New England.
- His 88 receptions, 884 receiving yards and 8 receiving TDs in 2024 were the most by a Dolphins tight end in a single season:

SINGLE-SEASON RECEIVING YARDS BY A DOLPHINS TIGHT END					
PLAYER	YEAR	REC	YDS	TDs	
1. JONNU SMITH	2024	88	884	8	
2. Randy McMichael	2004	73	791	4	
3. Mike Gesicki	2021	73	780	2	
4. Charles Clay	2013	69	759	6	
5. Mike Gesicki	2020	53	703	6	

- His 884 receiving yards in 2024 were the 4th-most in the league by a tight end:

MOST RECEIVING YARDS BY A TIGHT END (2024)				
PLAYER	TEAM	REC	YDS	TDs
1. Brock Bowers	LV	112	1,194	5
2. Trey McBride	Ari.	111	1,146	2
3. George Kittle	SF	78	1,106	8
4. JONNU SMITH	MIA.	88	884	8
5. Travis Kelce	KC	97	823	3

2024 (MIAMI):

- Played in all 17 games with 6 starts.
- 88 receptions for 884 yards (10.0 avg.) and 8 TDs.
- 2 carries for -1 yard (-0.5 avg.).
- 1 miscellaneous tackle.
- Broke the franchise record for single-season receptions and receiving yards by a tight end, which had stood for 20 years (Randy McMichael, 73 receptions for 791 yards in 2004).

- Broke the franchise record for single-season receiving TDs by a tight end, which was held by Anthony Fasano (7 in 2008) and Keith Jackson (7 in 1994).

**AT INDIANAPOLIS (10/20):** 7 receptions for 96 yards (13.7 avg.) and 1 TD.

- Caught a 10-yard TD pass from QB Tyler Huntley to give Miami a 7-0 lead in the 1st quarter.

**VS. LAS VEGAS (11/17):** 6 receptions for 101 yards (16.8 avg.) and 2 TDs.

- Caught a 1-yard TD pass from QB Tua Tagovailoa on 4th-and-goal to give Miami a 7-0 lead in the 1st quarter.

- Caught a 57-yard TD pass from QB Tua Tagovailoa to extend Miami's lead to 31-19 with 3:28 remaining in the game.

- Became the first Dolphins tight end since the 1970 merger to have 100+ receiving yards and 2 receiving TDs in a game.

**VS. NEW ENGLAND (11/24):** 9 receptions for 87 yards (9.7 avg.) and 1 TD; 1 carry for 0 yards.

- Caught a 7-yard TD pass from QB Tua Tagovailoa to give the Dolphins a 7-0 lead in the 2nd quarter.

**AT GREEN BAY (11/28):** 10 receptions for 113 yards (11.3 avg.).

**VS. N.Y. JETS (12/8):** 3 receptions for 44 yards (14.7 avg.) and 1 TD.

- Caught the game-winning 10-yard TD pass from QB Tua Tagovailoa in overtime.

**VS. SAN FRANCISCO (12/22):** 6 receptions for 62 yards (10.3 avg.).

- Set the single-season franchise record for the most receptions (76) and the most receiving yards (802) by a tight end.

**AT CLEVELAND (12/29):** 3 receptions for 26 yards (8.7 avg.) and 1 TD.

- Caught a 7-yard TD pass from QB Tyler Huntley to extend Miami's lead to 20-3 with 3:43 remaining in the 4th quarter.

**AT N.Y. JETS (1/5):** 9 receptions for 56 yards (6.2 avg.) and 1 TD.

- Caught a 4-yard TD pass from QB Tyler Huntley with 5:21 remaining in the game.

- It was his 8th TD of the season, which set the single-season franchise record for most receiving TDs by a tight end.

2023 (ATLANTA):

- Played in all 17 games with 6 starts.

- 50 receptions for 582 yards (11.6 avg.) and 3 TDs.
- 1 carry for 0 yards.
- 2 kickoff returns for 31 yards (15.5 avg.).
- 3 miscellaneous tackles.

**AT JACKSONVILLE (10/1):** 6 receptions for 95 yards (15.8 avg.).

**VS. WASHINGTON (10/15):** 4 receptions for 36 yards (9.0 avg.) and 1 TD.

- Caught a 2-yard TD pass from QB Desmond Ridder with 12:43 remaining in the 4th quarter.

**VS. MINNESOTA (11/5):** 5 receptions for 100 yards (20.0 avg.) and 1 TD; 1 carry for 0 yards.

- Caught a 60-yard TD pass from QB Taylor Heinicke with 7:04 remaining in the 3rd quarter.

## 2022 (NEW ENGLAND):

- Played in 14 games with 8 starts.
- Inactive for 1 game.
- 27 receptions for 245 yards (9.1 avg.).
- 1 carry for 5 yards.

**AT MIAMI (9/11):** 3 receptions for 33 yards (11.0 avg.).

**AT CLEVELAND (10/16):** 2 receptions for 61 yards (30.5 avg.).

**VS. N.Y. JETS (11/20):** 4 receptions for 40 yards (10.0 avg.); 1 carry for 5 yards.

## 2021 (NEW ENGLAND):

- Played in 16 games with 11 starts.
- Inactive for 1 game.
- 28 receptions for 294 yards (10.5 avg.) and 1 TD.
- 9 carries for 40 yards (4.4 avg.).

**VS. MIAMI (9/12):** 5 receptions for 42 yards (8.4 avg.); 1 carry for 6 yards.

**VS. TAMPA BAY (10/3):** 3 receptions for 14 yards (4.7 avg.) and 1 TD.

- Caught a 1-yard pass from QB Mac Jones to give the Patriots a 14-13 lead with 14:57 remaining in the 4th quarter.

**VS. N.Y. JETS (10/24):** 2 receptions for 52 yards (26.0 avg.); 1 carry for 5 yards.

## POSTSEASON:

**AFC WILD CARD AT BUFFALO (1/15):** Played but did not record any stats.

## 2020 (TENNESSEE):

- Played in 15 games with 14 starts.
- Inactive for 1 game.
- 41 receptions for 448 yards (10.9 avg.) and 8 TDs.
- 2 carries for 4 yards (2.0 avg.) and 1 TD.
- 1 miscellaneous tackle.

**VS. JACKSONVILLE (9/20):** 4 receptions for 84 yards (21.0 avg.) and 2 TDs.

- Caught a 13-yard TD pass from QB Ryan Tannehill with 13:22 remaining in the 1st quarter.
- Caught a 4-yard TD pass from QB Ryan Tannehill with 1:47 remaining in the 2nd quarter.

**VS. BUFFALO (10/13):** 5 receptions for 40 yards (8.0 avg.) and 2 TDs.

- Caught a 4-yard TD pass from QB Ryan Tannehill with 1:49 remaining in the 3rd quarter.
- Caught a 7-yard TD pass from QB Ryan Tannehill to extend the Titans' lead to 42-16 in the 4th quarter.

**VS. INDIANAPOLIS (11/12):** 2 receptions for 14 yards (7.0 avg.); 1 carry for 1 yard and 1 TD.

- Scored on a 1-yard run with 2:54 remaining in the 2nd quarter.

## POSTSEASON:

**AFC WILD CARD VS. BALTIMORE (1/10):** 2 receptions for 9 yards (4.5 avg.).

## 2019 (TENNESSEE):

- Played in all 16 games with 14 starts.
- 35 receptions for 439 yards (12.5 avg.) and 3 TDs.
- 4 carries for 78 yards (19.5 avg.).
- 1 kickoff return for 16 yards (16.0 avg.).
- 4 miscellaneous tackles.

**VS. TAMPA BAY (10/27):** 6 receptions for 78 yards (13.0 avg.) and 1 TD.

- Caught a 5-yard TD pass from QB Ryan Tannehill with 8:55 remaining in the 1st quarter.

**AT OAKLAND (12/8):** 3 receptions for 29 yards (9.7 avg.) and 1 TD.

- Caught a 17-yard TD pass from QB Ryan Tannehill to extend Tennessee's lead to 35-21 with 14:29 remaining in the 4th quarter.

**VS. NEW ORLEANS (12/22):** 3 receptions for 63 yards (21.0 avg.) and 1 TD.

- Caught a 41-yard TD pass from QB Ryan Tannehill to put the Titans on the board with 7:55 remaining in the 1st quarter.

## POSTSEASON:

**AFC WILD CARD AT NEW ENGLAND (1/4):** 1 reception for 9 yards.

**AFC DIVISIONAL AT BALTIMORE (1/11):** 2 receptions for 12 yards (6.0 avg.) and 1 TD.

- Caught a 12-yard TD pass from QB Ryan Tannehill with 3:36 remaining in the 1st quarter.

**AFC CHAMPIONSHIP AT KANSAS CITY (1/19):** 3 receptions for 38 yards (12.7 avg.).

## 2018 (TENNESSEE):

- Played in 13 games with 12 starts.
- Missed the remainder of the season after being placed on injured reserve on Dec. 10.
- 20 receptions for 258 yards (12.9 avg.) and 3 TDs.
- 1 miscellaneous tackle.

**VS. NEW ENGLAND (11/11):** 3 receptions for 45 yards (15.0 avg.) and 1 TD.

- Caught a 4-yard TD pass from QB Marcus Mariota on Tennessee's first drive.

**AT INDIANAPOLIS (11/18):** 6 receptions for 44 yards (7.3 avg.).

**AT HOUSTON (11/26):** 2 receptions for 63 yards (31.5 avg.) and 1 TD.

- Caught a 61-yard TD pass from QB Marcus Mariota with 9:31 remaining in the 1st quarter.

## 2017 (TENNESSEE):

- Played in all 16 games with 13 starts.
- 18 receptions for 157 yards (8.7 avg.) and 2 TDs.
- 1 miscellaneous tackle.

**VS. OAKLAND (9/10):** Played but did not record any stats.

- Made his NFL debut.

**AT JACKSONVILLE (9/17):** 2 receptions for 30 yards (15.0 avg.) and 1 TD.

- Caught a 32-yard TD pass from QB Marcus Mariota to extend Tennessee's lead 30-3 in the

- 4th quarter.
  - It was his 1st career TD.
- VS. SEATTLE (9/24):** 1 reception for 24 yards and 1 TD.
- Caught a 24-yard TD pass from QB Marcus Mariota with 3:50 remaining in the 3rd quarter.

**POSTSEASON:**

**AFC WILD CARD AT KANSAS CITY (1/6):** 2 receptions for 15 yards (7.5 avg.).

**AFC DIVISIONAL AT NEW ENGLAND (1/13):** 1 reception for 4 yards.

**BEFORE THE NFL**

**COLLEGE (FLORIDA INTERNATIONAL):**

- 4-year letterman (2013-16) and 4-year starter.
- CAREER:** Started in 43 games; 178 receptions for 2,001 yards (11.2 avg.) and 18 TDs.
- SENIOR (2016):** Started 11 games; 42 receptions for 506 yards (12.0 avg.) and 4 TD; 1 carry for 5 yards.
- 2nd-team All-Conference USA.
- JUNIOR (2015):** Started 8 games; 36 receptions for 397 yards (11.0 avg.) and 4 TDs.
- SOPHOMORE (2014):** Started all 12 games; 61 receptions for 710 yards (11.6 avg.) and 8 TDs.
- 1st-team All-Conference USA.

- Led tight ends nationally in receptions, receiving yards and receiving TDs.
- TRUE FRESHMAN (2013):** Started all 12 games; 39 receptions for 388 yards (9.9 avg.).
- All-Conference USA Honorable Mention.
  - All-Freshman Conference USA.

**HIGH SCHOOL (WEST PORT HS – OCALA, FLA.)**

- Also competed in weightlifting.
- SENIOR (2012):** 34 receptions for 517 yards (15.2 avg.) and 2 TDs.
- 1st-team all-district.
- JUNIOR (2011):** 9 receptions for 101 yards (11.2 avg.) and 2 TDs.

**OFF THE FIELD**

**COMMUNITY:**

- 2024:**
- In December, through his Nu Family Foundation, visited a local hospital to uplift and surprise patients and families with gifts.

**PERSONAL:**

- MAJOR:** Liberal studies.

**JONNU SMITH'S NFL REGULAR SEASON STATS**

YEAR	TEAM	GP	GS	RECEIVING				LG	TD	RUSHING				
				REC	YDS	AVG				ATT	YDS	AVG	LG	TD
2017	TENNESSEE	16	13	18	157	8.7	32t	2		0	0	0.0	-	0
2018	TENNESSEE	13	12	20	258	12.9	61t	3		0	0	0.0	-	0
2019	TENNESSEE	16	14	35	439	12.5	57	3		4	78	19.5	57	0
2020	TENNESSEE	15	14	41	448	10.9	63	8		2	4	2.0	3	1
2021	NEW ENGLAND	16	11	28	294	10.5	28	1		9	40	4.4	9	0
2022	NEW ENGLAND	14	8	27	245	9.1	53	0		1	5	5.0	5	0
2023	ATLANTA	17	6	50	582	11.6	60t	3		1	0	0.0	0	0
2024	MIAMI	17	6	88	884	10.0	57t	8		2	-1	-0.5	0	0
NFL TOTALS		124	84	307	3307	10.8	63	28		19	126	6.6	57	1

**JONNU SMITH'S NFL PLAYOFF STATS**

YEAR	TEAM	GP	GS	RECEIVING				LG	TD	RUSHING				
				REC	YDS	AVG				ATT	YDS	AVG	LG	TD
2017	TENNESSEE	2	1	3	19	6.3	10	0		0	0	0.0	-	0
2019	TENNESSEE	3	3	6	59	9.8	22	1		0	0	0.0	-	0
2020	TENNESSEE	1	1	2	9	4.5	5	0		0	0	0.0	-	0
2021	NEW ENGLAND	1	1	0	0	0.0	0	0		0	0	0.0	-	0
PLAYOFF TOTALS		7	6	11	87	7.9	22	1		0	0	0.0	-	0

**ADDITIONAL STATS**

**Miscellaneous Tackles:** (Tennessee) 1 in 2017, 1 in 2018, 4 in 2019, 1 in 2020, (Atlanta) 3 in 2023, (Miami) 1 in 2024 for total of 11.

**Kickoff Returns:** (Tennessee) 1 for 16 yards in 2019, (New England) 2 in 2022 for 31 yards for total of 3 for 47 yards (15.7 avg.).

**Miscellaneous Fumble Recoveries:** (New England) 2 in 2021, 1 in 2022 for total of 3.

**100-YARD RECEIVING GAMES (3)**

DATE	OPPONENT	REC	YDS	AVG	LG	TD
11/05/23	MINNESOTA	5	100	20.0	60t	1
11/17/24	LAS VEGAS	6	101	16.8	57t	2
11/28/24	at Green Bay	10	113	11.3	16	0

**SINGLE-GAME CAREER HIGHS**

**Receptions:** 10 at Green Bay, 11/28/24

**Receiving Yards:** 113 at Green Bay, 11/28/24

**Longest Reception:** 63 vs. Jacksonville, 9/20/20

**Receiving TDs:** 2 3 times, last: vs. Las Vegas, 11/17/24

2017 GAME-BY-GAME STATS (TENNESSEE)

DATE	OPPONENT	P/S	REC	YDS	AVG	LG	TD
09/10	OAKLAND	1/1	0	0	0.0	-	0
09/17	at Jacksonville	1/1	2	30	15.0	32t	1
09/24	SEATTLE	1/1	1	24	24.0	24t	1
10/01	at Houston	1/1	0	0	0.0	-	0
10/08	at Miami	1/1	5	21	4.2	9	0
10/16	INDIANAPOLIS	1/0	1	10	10.0	10	0
10/22	at Cleveland	1/1	2	22	11.0	14	0
11/05	BALTIMORE	1/1	0	0	0.0	-	0
11/12	CINCINNATI	1/1	2	20	10.0	12	0
11/16	at Pittsburgh	1/0	0	0	0.0	-	0
11/26	at Indianapolis	1/1	0	0	0.0	-	0
12/03	HOUSTON	1/1	0	0	0.0	-	0
12/10	at Arizona	1/1	0	0	0.0	-	0
12/17	at San Francisco	1/0	1	5	5.0	5	0
12/24	L.A. RAMS	1/1	1	13	13.0	13	0
12/31	JACKSONVILLE	1/1	3	12	4.0	5	0
2018 TOTALS		16/13	18	157	8.7	32t	2

DATE	OPPONENT	P/S	REC	YDS	AVG	LG	TD
01/06	at Kansas City*	1/1	2	15	7.5	10	0
01/13	at New England**	1/0	1	4	4.0	4	0
PLAYOFF TOTALS		2/1	3	19	6.3	10	0

\* AFC Wild Card game  
\*\* AFC Divisional game

2018 GAME-BY-GAME STATS (TENNESSEE)

DATE	OPPONENT	P/S	REC	YDS	AVG	LG	TD
09/09	at Miami	1/1	1	12	12.0	12	0
09/16	HOUSTON	1/1	0	0	0.0	-	0
09/23	at Jacksonville	1/1	1	9	9.0	9	0
09/30	PHILADELPHIA	1/1	0	0	0.0	-	0
10/07	at Buffalo	1/1	0	0	0.0	-	0
10/14	BALTIMORE	1/1	1	12	12.0	12	0
10/21	at L.A. Chargers	1/1	2	11	5.5	8	0
11/05	at Dallas	1/1	2	33	16.5	26	1
11/11	NEW ENGLAND	1/1	3	45	15.0	29	1
11/18	at Indianapolis	1/1	6	44	7.3	9	0
11/26	at Houston	1/1	2	63	31.5	61t	1
12/02	N.Y. JETS	1/0	2	29	14.5	18	0
12/06	JACKSONVILLE	1/1	0	0	0.0	-	0
12/16	at N.Y. Giants		INJURED RESERVE				
12/22	WASHINGTON		INJURED RESERVE				
12/30	INDIANAPOLIS		INJURED RESERVE				
2018 TOTALS		13/12	20	258	12.9	61t	3

2019 GAME-BY-GAME STATS (TENNESSEE)

DATE	OPPONENT	P/S	REC	YDS	AVG	LG	TD
09/08	at Cleveland	1/1	1	7	7.0	7	0
09/15	INDIANAPOLIS	1/1	0	0	0.0	-	0
09/19	at Jacksonville	1/1	2	20	10.0	20	0
09/29	at Atlanta	1/1	1	5	5.0	5	0
10/06	BUFFALO	1/1	1	57	57.0	57	0
10/13	at Denver	1/0	1	8	8.0	8	0
10/20	L.A. CHARGERS	1/1	3	64	21.3	35	0
10/27	TAMPA BAY	1/1	6	78	13.0	26	1
11/03	at Carolina	1/1	3	18	6.0	7	0
11/10	KANSAS CITY	1/1	4	30	7.5	9	0
11/24	JACKSONVILLE	1/1	0	0	0.0	-	0
12/01	at Indianapolis	1/1	2	0	0.0	2	0
12/08	at Oakland	1/1	3	29	9.7	17t	1
12/15	HOUSTON	1/1	5	60	12.0	23	0
12/22	NEW ORLEANS	1/0	3	63	21.0	41t	1
12/29	at Houston	1/1	0	0	0.0	-	0
2019 TOTALS		16/14	35	439	12.5	57	3

DATE	OPPONENT	P/S	REC	YDS	AVG	LG	TD
01/04	at New England*	1/1	1	9	9.0	9	0
01/11	at Baltimore**	1/1	2	12	6.0	12t	1
01/19	at Kansas City***	1/1	3	38	12.7	22	0
PLAYOFF TOTALS		3/3	6	59	9.8	22	1

\* AFC Wild Card game  
\*\* AFC Divisional game  
\*\*\* AFC Championship

2020 GAME-BY-GAME STATS (TENNESSEE)

DATE	OPPONENT	P/S	REC	YDS	AVG	LG	TD
09/14	at Denver	1/1	4	36	9.0	22	1
09/20	JACKSONVILLE	1/1	4	84	21.0	63	2
09/27	at Minnesota	1/1	5	61	12.2	21	0
10/13	BUFFALO	1/1	5	40	8.0	14	2
10/18	HOUSTON	1/1	1	13	13.0	13	0
10/25	PITTSBURGH	1/1	1	9	9.0	9	0
11/01	at Cincinnati	1/1	2	29	14.5	19	0
11/08	CHICAGO	1/1	2	32	16.0	30	1
11/12	INDIANAPOLIS	1/1	2	14	7.0	8	0
11/22	at Baltimore	1/1	4	20	5.0	8	1
11/29	at Indianapolis	1/0	0	0	0.0	-	0
12/06	CLEVELAND		INACTIVE				
12/13	at Jacksonville	1/1	2	20	10.0	11	0
12/20	DETROIT	1/1	5	52	10.4	19	0
12/27	at Green Bay	1/1	3	30	10.0	12t	1
01/03	at Houston	1/1	1	8	8.0	8	0
2020 TOTALS		15/14	41	448	10.9	63	8

DATE	OPPONENT	P/S	REC	YDS	AVG	LG	TD
01/10	BALTIMORE*	1/1	2	9	4.5	5	0

\* AFC Wild Card game

2021 GAME-BY-GAME STATS (NEW ENGLAND)

DATE	OPPONENT	P/S	REC	YDS	AVG	LG	TD
09/12	MIAMI	1/1	5	42	8.4	11	0
09/19	at N.Y. Jets	1/0	4	28	7.0	19	0
09/26	NEW ORLEANS	1/1	1	4	4.0	4	0
10/03	TAMPA BAY	1/0	3	14	4.7	12	1
10/10	at Houston	1/1	2	27	13.5	23	0
10/17	DALLAS	1/1	1	9	9.0	9	0
10/24	N.Y. JETS	1/1	2	52	26.0	28	0
10/31	at L.A. Chargers	1/1	2	13	6.5	11	0
11/07	at Carolina	1/1	1	4	4.0	4	0
11/14	CLEVELAND		INACTIVE				
11/18	at Atlanta	1/1	1	17	17.0	17	0
11/28	TENNESSEE	1/1	3	49	16.3	20	0
12/06	at Buffalo	1/1	1	12	12.0	12	0
12/18	at Indianapolis	1/0	1	3	3.0	3	0
12/26	BUFFALO	1/1	0	0	0.0	-	0
01/02	JACKSONVILLE	1/0	1	20	20.0	20	0
01/09	at Miami	1/0	0	0	0.0	-	0
2021 TOTALS		16/11	28	294	10.5	28	1

DATE	OPPONENT	P/S	REC	YDS	AVG	LG	TD
01/15	at Buffalo*	1/1	0	0	0.0	-	0

\* AFC Wild Card game

2022 GAME-BY-GAME STATS (NEW ENGLAND)

DATE	OPPONENT	P/S	REC	YDS	AVG	LG	TD
09/11	at Miami	1/1	3	33	11.0	15	0
09/18	at Pittsburgh	1/0	0	0	0.0	-	0
09/25	BALTIMORE	1/0	4	25	6.3	8	0
10/02	at Green Bay	1/1	0	0	0.0	-	0
10/09	DETROIT		INACTIVE				
10/16	at Cleveland	1/1	2	61	30.5	53	0
10/24	CHICAGO	1/0	1	4	4.0	4	0
10/30	at N.Y. Jets	1/1	3	10	3.3	7	0
11/06	INDIANAPOLIS	1/0	3	21	7.0	24	0
11/20	N.Y. JETS	1/1	4	40	10.0	26	0
11/24	at Minnesota	1/0	0	0	0.0	-	0
12/01	BUFFALO	1/0	2	6	3.0	6	0
12/12	at Arizona	1/1	0	0	0.0	-	0
12/18	at Las Vegas	1/1	2	24	12.0	13	0
12/24	CINCINNATI	1/1	3	21	7.0	9	0
01/01	MIAMI		INACTIVE				
01/08	at Buffalo		INACTIVE				
2022 TOTALS		14/8	27	245	9.1	53	0

2023 GAME-BY-GAME STATS (ATLANTA)

DATE	OPPONENT	P/S	REC	YDS	AVG	LG	TD
09/10	CAROLINA	1/0	0	0	0.0	-	0
09/17	GREEN BAY	1/0	4	47	11.8	17	0
09/24	at Detroit	1/0	5	37	7.4	12	0
10/01	at Jacksonville	1/1	6	95	15.8	33	0
10/08	HOUSTON	1/0	6	67	11.2	22	0
10/15	WASHINGTON	1/0	4	36	9.0	17	1
10/22	at Tampa Bay	1/0	3	27	9.0	18	0
10/29	at Tennessee	1/1	1	13	13.0	13	0
11/05	MINNESOTA	1/0	5	100	20.0	60t	1
11/12	at Arizona	1/0	1	1	1.0	1	0
11/26	NEW ORLEANS	1/1	0	0	0.0	-	0
12/03	at N.Y. Jets	1/0	2	10	5.0	9	0
12/10	TAMPA BAY	1/1	4	27	6.8	9	0
12/17	at Carolina	1/0	2	61	30.5	56	0
12/24	INDIANAPOLIS	1/1	4	32	8.0	15	0
12/31	at Chicago	1/0	0	0	0.0	-	0
01/07	at New Orleans	1/1	3	29	9.7	15t	1
2023 TOTALS		17/6	50	582	11.6	60t	3

2024 GAME-BY-GAME STATS (MIAMI)

DATE	OPPONENT	P/S	REC	YDS	AVG	LG	TD
09/08	JACKSONVILLE	1/0	1	7	7.0	7	0
09/12	BUFFALO	1/0	6	53	8.8	15	0
09/22	at Seattle	1/0	2	18	9.0	13	0
09/30	TENNESSEE	1/0	0	0	0.0	-	0
10/06	at New England	1/0	5	62	12.4	17	0
10/20	at Indianapolis	1/0	7	96	13.7	18	1
10/27	ARIZONA	1/1	4	20	5.0	12	0
11/03	at Buffalo	1/1	5	46	9.2	15	0
11/11	at L.A. Rams	1/0	3	45	15.0	33	0
11/17	LAS VEGAS	1/0	6	101	16.8	57t	2
11/24	NEW ENGLAND	1/1	9	87	9.7	14	1
11/28	at Green Bay	1/1	10	113	11.3	16	0
12/08	N.Y. JETS	1/0	3	44	14.7	20	1
12/15	at Houston	1/0	9	48	5.3	10	1
12/22	SAN FRANCISCO	1/1	6	62	10.3	22	0
12/29	at Cleveland	1/0	3	26	8.7	12	1
01/05	at N.Y. Jets	1/1	9	56	6.2	15	1
2024 TOTALS		17/6	88	884	10.0	57t	8



## NFL CAREER

### TRANSACTIONS:

- Signed to a reserve/future contract with Miami on Jan. 16, 2023.
- Signed to Miami's practice squad on Sept. 5, 2022.
- Waived by Miami on Aug. 30, 2022.
- Signed to Miami's practice squad on Sept. 2, 2021.
- Waived by Atlanta on Aug. 31, 2021.
- Signed by Atlanta as an undrafted college free agent on May 14, 2021.

### CAREER HIGHLIGHTS:

- Played in 9 career games.

### 2022 (MIAMI):

- Missed the entire season after being placed on injured reserve on Aug. 10.

### 2023 (MIAMI):

- Played in 9 games.
- Dressed but did not play in 6 games.
- Inactive for 2 games.

**VS. NEW ENGLAND (10/29):** Played 5 snaps at left tackle.

- Made his NFL debut.

**AT N.Y. JETS (11/24):** Played 20 snaps on offense – 12 at left tackle and 8 at right tackle.

**AT WASHINGTON (12/3):** Played 31 snaps at left tackle.

### POSTSEASON:

**AFC WILD CARD AT KANSAS CITY (1/13):** Inactive.

### 2022 (MIAMI):

- Dressed but did not play 3 games.
- Spent the rest of the season on Miami's practice squad.

### 2021 (ATLANTA/MIAMI):

- Spent the entire season on Miami's practice squad.
- Spent the offseason and training camp with Atlanta.

## BEFORE THE NFL

### COLLEGE (FAYETTEVILLE STATE):

- 3-year starter (2016-17, 19).

### REDSHIRT JUNIOR (2019):

- 1st-team All-CIAA.

### HIGH SCHOOL (LUMBERTON HS – LUMBERTON, N.C.)

- Also competed in track and field.

## OFF THE FIELD

### COMMUNITY:

#### 2021:

- Along with fellow Dolphins rookies, teamed up with Neighbors4Neighbors to provide South Florida families with holiday gifts.
- Volunteered at the Miami Dolphins Food Relief Program Thanksgiving meal distribution with Feeding South Florida to provide 1,000 meal boxes to South Florida families.

### PERSONAL:

- **MAJOR:** Criminal justice with a minor in psychology.

## KION SMITH'S NFL REGULAR SEASON STATS

**GAMES/STARTS:** 2023: 9/0, 2024: 0/0

**NFL TOTALS:** 9/0



TIGHT END // 6-6 // 246 // NOTRE DAME '18

ACQUIRED: D4A, '18

HOMETOWN: BELTON, TEXAS // BORN: 8/9/95

NFL: SEVENTH SEASON // DOLPHINS: SEVENTH SEASON

## NFL CAREER

### TRANSACTIONS:

- 4th-round pick (123rd overall) by Miami in the 2018 NFL Draft.

### CAREER HONORS:

- 2023 Art Rooney Sportsmanship Award nominee.

### CAREER HIGHLIGHTS:

- Played in 112 career games with 74 starts.
- 132 receptions for 1,228 yards (9.3 avg.) and 3 TDs.
- 4 carries for 4 yards (1.0 avg.) and 1 TD.
- 8 kickoff returns for 77 yards (9.6 avg.).
- 14 special teams tackles (11 solo).
- 3 miscellaneous tackles.
- Started 2 postseason games.

### 2024 (MIAMI):

- Played in all 17 games with 4 starts.
- 9 receptions for 53 yards (5.9 avg.).
- 2 solo special teams tackles.

**VS. NEW ENGLAND (11/24):** 1 reception for 8 yards.

**AT GREEN BAY (11/28):** 1 reception for 8 yards.

**AT HOUSTON (12/15):** 1 reception for 8 yards.

### 2023 (MIAMI):

- Played in 16 games with 14 starts.
- Inactive for 1 game.
- 35 receptions for 366 yards (10.5 avg.).
- 1 solo special teams tackle.

**AT L.A. CHARGERS (9/10):** 3 receptions for 44 yards (14.7 avg.).

**VS. DALLAS (12/24):** 5 receptions for 56 yards (11.2 avg.).

**AT BALTIMORE (12/31):** 3 receptions for 54 yards (18.0 avg.).

### POSTSEASON:

**AFC WILD CARD AT KANSAS CITY (1/13):** 3 receptions for 12 yards (4.0 avg.).

### HONORS:

- Art Rooney Sportsmanship Award nominee.

### 2022 (MIAMI):

- Played in 16 games with 15 starts.
- Inactive for 1 game.

- 15 receptions for 129 yards (8.6 avg.) and 1 TD.
- 2 carries for 1 yard (0.5 avg.) and 1 TD.
- 2 kickoff returns for 27 yards (13.5 avg.).
- 2 special teams tackles (1 solo).

**VS. BUFFALO (9/25):** 3 receptions for 23 yards (7.7 avg.).

**AT N.Y. JETS (10/9):** 1 reception for 8 yards; 1 carry for 1 yard and 1 TD.

- Lined up under center and moved the pile into the end zone for a 1-yard TD run, the 1st TD run of his career.

**VS. HOUSTON (11/27):** 1 reception for 4 yards and 1 TD.

- Caught a 4-yard TD pass from QB Tua Tagovailoa on a 2nd-and-goal snap from the 4-yard line in the 1st quarter.

### POSTSEASON:

**AFC WILD CARD AT BUFFALO (1/15):** 1 reception for 20 yards.

### 2021 (MIAMI):

- Played in all 17 games with 12 starts.
- 34 receptions for 357 yards (10.5 avg.).
- 2 carries for 3 yards (1.5 avg.).
- 2 special teams tackles (1 solo).

**AT JACKSONVILLE IN LONDON (10/17):** 5 receptions for 59 yards (11.8 avg.).

**VS. ATLANTA (10/24):** 3 receptions for 37 yards (12.3 avg.).

**AT N.Y. JETS (11/21):** 4 receptions for 37 yards (9.3 avg.).

### 2020 (MIAMI):

- Played in 15 games with 13 starts.
  - Inactive for 1 game.
  - 26 receptions for 208 yards (8.0 avg.) and 2 TDs.
- VS. N.Y. JETS (10/18):** 1 reception for 4 yards and 1 TD.
- Caught a 4-yard TD pass from QB Ryan Fitzpatrick in the 2nd quarter to extend Miami's lead to 21-0.
  - It was his 1st career TD.
- VS. L.A. CHARGERS (11/15):** 2 receptions for 9 yards (4.5 avg.) and 1 TD.
- Caught a 2-yard TD pass from QB Tua Tagovailoa in the 4th quarter to extend Miami's lead to 26-14.

**VS. NEW ENGLAND (12/20):** 5 receptions for 40 yards (8.0 avg.).

### 2019 (MIAMI):

- Played in all 16 games with 14 starts.
- 7 receptions for 65 yards (9.3 avg.).
- 4 kickoff returns for 45 yards (11.3 avg.).
- 7 special teams tackles (6 solo).

**VS. NEW ENGLAND (9/15):** 1 reception for 24 yards.

**VS. PHILADELPHIA (12/1):** 2 receptions for 13 yards (6.5 avg.); 1 kickoff return for 6 yards.

**VS. CINCINNATI (12/22):** 2 receptions for 18 yards (9.0 avg.); 1 solo special teams tackle.

### 2018 (MIAMI):

- Played in 15 games with 2 starts.
- Inactive for 1 game.
- 6 receptions for 50 yards (8.3 avg.).
- 1 kickoff return for 0 yards (0.0 avg.).

**AT INDIANAPOLIS (11/25):** 2 receptions for 27 yards (13.5 avg.).

- Made 1st career start.
- Made 1st career reception on a 21-yard pass from QB Ryan Tannehill.

**VS. JACKSONVILLE (12/23):** 1 reception for 9 yards (9.0 avg.).

**AT BUFFALO (12/30):** 3 receptions for 14 yards (4.7 avg.).

## BEFORE THE NFL

### COLLEGE (NOTRE DAME):

- 4-year letterman (2014-17) and 2-year starter.

**CAREER:** Played in 41 games with 28 starts; 28 receptions for 381 yards (13.6 avg.) and 6 TDs.

**SENIOR (2017):** Started all 13 games; 15 receptions for 244 yards (16.3 avg.) and 1 TD.

- Helped block for the 7th-best rushing offense in FBS (269.3 rushing yards per game), the school's best finish since 1995.

- Helped the school set a single-season rushing record with 3,503 rushing yards.

**JUNIOR (2016):** Started all 12 games; 9 receptions for 112 yards (12.4 avg.) and 4 TDs.

**SOPHOMORE (2015):** 3 starts; 3 receptions for 18 yards (6.0 avg.) and 1 TD.

**REDSHIRT FRESHMAN (2014):** Played in all 13 games; 1 reception for 7 yards.

- Redshirted in 2013.

### HIGH SCHOOL (BELTON HS - BELTON, TEXAS)

- Played defensive end as a freshman before moving to tight end.

**SENIOR (2012):** 37 receptions for 547 yards (14.8 avg.) and 6 TDs.

- 1st-team all-district.

**JUNIOR (2011):** 22 receptions for 341 yards (15.5 avg.) and 3 TDs.

- 1st-team all-district.

**SOPHOMORE (2010):** 8 receptions for 120 yards (15.0 avg.) and 2 TDs.

## OFF THE FIELD

### COMMUNITY:

**2021:**

- Volunteered at the Miami Dolphins holiday event to spend time with and provide dinner and children's gifts for South Florida families.
- Volunteered at the Miami Dolphins Food Relief Program Thanksgiving meal distribution with Feeding South Florida to provide 1,000 meal boxes to South Florida families.

### PERSONAL:

- **PRONUNCIATION:** Last name is pronounced sm-eye-th.
- **MAJOR:** Sociology.

## DURHAM SMYTHE'S NFL REGULAR SEASON STATS

YEAR	TEAM	GP	GS	RECEIVING					RUSHING				
				REC	YDS	AVG	LG	TD	ATT	YDS	AVG	LG	TD
2018	MIAMI	15	2	6	50	8.3	21	0	0	0	0.0	-	0
2019	MIAMI	16	14	7	65	9.3	24	0	0	0	0.0	-	0
2020	MIAMI	15	13	26	208	8.0	19	2	0	0	0.0	-	0
2021	MIAMI	17	12	34	357	10.5	25	0	2	3	1.5	2	0
2022	MIAMI	16	15	15	129	8.6	26	1	2	1	0.5	1t	1
2023	MIAMI	16	14	35	366	10.5	22	0	0	0	0.0	-	0
2024	MIAMI	17	4	9	53	5.9	8	0	0	0	0.0	0	0
NFL TOTALS		112	74	132	1228	9.3	26	3	4	4	1.0	1t	1

## DURHAM SMYTHE'S NFL PLAYOFF STATS

YEAR	TEAM	GP	GS	RECEIVING					RUSHING				
				REC	YDS	AVG	LG	TD	ATT	YDS	AVG	LG	TD
2022	MIAMI	1	1	1	20	20.0	20	0	0	0	0.0	-	0
2023	MIAMI	1	1	3	12	4.0	5	0	0	0	0.0	-	0
PLAYOFF TOTALS		2	2	4	32	8.0	20	0	0	0	0.0	-	0

## ADDITIONAL STATS

**Special Teams Tackles:** 7 in 2019, 2 in 2021, 2 in 2022, 1 in 2023, 2 in 2024 for total of 14.

**Miscellaneous Tackles:** 1 in 2019, 1 in 2022 and 1 in 2023 for total of 3.

**Kickoff Returns:** 1 for 0 yards in 2018, 4 for 45 yards in 2019, 1 in 2020 for 5 yards, 2 in 2022 for 27 yards for total of 8 for 77 yards (9.6 avg.).

**Miscellaneous Fumble Recoveries:** 1 in 2018.

## SINGLE-GAME CAREER HIGHS

<b>Receptions:</b>	5	4 times, last: vs. Dallas, 12/24/23
<b>Receiving Yards:</b>	59	at Jacksonville in London, 10/17/21
<b>Longest Reception:</b>	26	vs. N.Y. Jets, 1/8/23
<b>Receiving TDs:</b>	1	3 times, last: vs. Houston, 11/27/22

## 2018 GAME-BY-GAME STATS (MIAMI)

DATE	OPPONENT	P/S	REC	YDS	AVG	LG	TD
09/09	TENNESSEE	1/0	0	0	0.0	-	0
09/16	at N.Y. Jets	1/0	0	0	0.0	-	0
09/23	OAKLAND	1/0	0	0	0.0	-	0
09/30	at New England	1/0	0	0	0.0	-	0
10/07	at Cincinnati	1/0	0	0	0.0	-	0
10/14	CHICAGO	1/0	0	0	0.0	-	0
10/21	DETROIT	1/0	0	0	0.0	-	0
10/25	at Houston	1/0	0	0	0.0	-	0
11/04	N.Y. JETS	1/0	0	0	0.0	-	0
11/11	at Green Bay		INACTIVE				
11/25	at Indianapolis	1/1	2	27	13.5	21	0
12/02	BUFFALO	1/0	0	0	0.0	-	0
12/09	NEW ENGLAND	1/0	0	0	0.0	-	0
12/16	at Minnesota	1/1	0	0	0.0	-	0
12/23	JACKSONVILLE	1/0	1	9	9.0	9	0
12/30	at Buffalo	1/0	3	14	4.7	5	0
<b>2018 TOTALS</b>		<b>15/2</b>	<b>6</b>	<b>50</b>	<b>8.3</b>	<b>21</b>	<b>0</b>

## 2019 GAME-BY-GAME STATS (MIAMI)

DATE	OPPONENT	P/S	REC	YDS	AVG	LG	TD
09/08	BALTIMORE	1/1	0	0	0.0	-	0
09/15	NEW ENGLAND	1/1	1	24	24.0	24	0
09/22	at Dallas	1/1	0	0	0.0	-	0
09/29	L.A. CHARGERS	1/0	0	0	0.0	-	0
10/13	WASHINGTON	1/1	0	0	0.0	-	0
10/20	at Buffalo	1/1	0	0	0.0	-	0
10/28	at Pittsburgh	1/1	0	0	0.0	-	0
11/03	N.Y. JETS	1/1	0	0	0.0	-	0
11/10	at Indianapolis	1/0	0	0	0.0	-	0
11/17	BUFFALO	1/1	0	0	0.0	-	0
11/24	at Cleveland	1/1	0	0	0.0	-	0
12/01	PHILADELPHIA	1/1	2	13	6.5	7	0
12/08	at N.Y. Jets	1/1	1	2	2.0	2	0
12/15	at N.Y. Giants	1/1	0	0	0.0	-	0
12/22	CINCINNATI	1/1	2	18	9.0	13	0
12/29	at New England	1/1	1	8	8.0	8	0
<b>2019 TOTALS</b>		<b>16/14</b>	<b>7</b>	<b>65</b>	<b>9.3</b>	<b>24</b>	<b>0</b>

## 2020 GAME-BY-GAME STATS (MIAMI)

DATE	OPPONENT	P/S	REC	YDS	AVG	LG	TD
09/13	at New England	1/1	0	0	0.0	-	0
09/20	BUFFALO	1/0	0	0	0.0	-	0
09/24	at Jacksonville	1/1	1	7	7.0	7	0
10/04	SEATTLE	1/1	2	30	15.0	18	0
10/11	at San Francisco		INACTIVE				
10/18	N.Y. JETS	1/0	1	4	4.0	4t	1
10/01	L.A. RAMS	1/1	2	16	8.0	8	0
11/08	at Arizona	1/1	1	19	19.0	19	0
11/15	L.A. CHARGERS	1/1	2	9	4.5	7	1
11/22	at Denver	1/1	0	0	0.0	-	0
11/29	at N.Y. Jets	1/1	3	19	6.3	12	0
12/06	CINCINNATI	1/1	2	16	8.0	11	0
12/13	KANSAS CITY	1/1	2	19	9.5	10	0
12/20	NEW ENGLAND	1/1	5	40	8.0	15	0
12/26	at Las Vegas	1/1	2	6	3.0	5	0
01/03	at Buffalo	1/1	3	23	7.7	11	0
<b>2020 TOTALS</b>		<b>15/13</b>	<b>26</b>	<b>208</b>	<b>8.0</b>	<b>19</b>	<b>2</b>

## 2021 GAME-BY-GAME STATS (MIAMI)

DATE	OPPONENT	P/S	REC	YDS	AVG	LG	TD
09/12	at New England	1/1	1	9	9.0	9	0
09/19	BUFFALO	1/1	0	0	0.0	-	0
09/26	at Las Vegas	1/0	0	0	0.0	-	0
10/03	INDIANAPOLIS	1/1	2	6	3.0	4	0
10/10	at Tampa Bay	1/0	2	23	11.5	21	0
10/17	at Jacksonville	1/1	5	59	11.8	25	0
10/24	ATLANTA	1/0	3	37	12.3	18	0
10/31	at Buffalo	1/1	0	0	0.0	-	0
11/07	HOUSTON	1/0	2	27	13.5	21	0
11/11	BALTIMORE	1/1	1	23	23.0	23	0
11/21	at N.Y. Jets	1/0	4	37	9.3	18	0
11/28	CAROLINA	1/1	5	32	6.4	11	0
12/05	N.Y. GIANTS	1/1	0	0	0.0	-	0
12/19	N.Y. JETS	1/1	1	4	4.0	4	0
12/27	at New Orleans	1/1	3	31	10.3	13	0
01/02	at Tennessee	1/1	3	37	12.3	21	0
01/09	NEW ENGLAND	1/1	2	32	16.0	17	0
<b>2021 TOTALS</b>		<b>17/12</b>	<b>34</b>	<b>357</b>	<b>10.5</b>	<b>25</b>	<b>0</b>

## 2022 GAME-BY-GAME STATS (MIAMI)

DATE	OPPONENT	P/S	REC	YDS	AVG	LG	TD
09/11	NEW ENGLAND	1/1	1	14	14.0	14	0
09/18	at Baltimore	1/1	1	5	5.0	5	0
09/25	BUFFALO	1/1	3	23	7.7	13	0
09/29	at Cincinnati	1/1	0	0	0.0	-	0
10/09	at N.Y. Jets	1/1	1	8	8.0	8	0
10/16	MINNESOTA		INACTIVE				
10/23	PITTSBURGH	1/1	0	0	0.0	-	0
10/30	at Detroit	1/1	0	0	0.0	-	0
11/06	at Chicago	1/1	0	0	0.0	-	0
11/13	CLEVELAND	1/1	0	0	0.0	-	0
11/27	HOUSTON	1/1	1	4	4.0	4t	1
12/04	at San Francisco	1/0	2	21	10.5	19	0
12/11	at L.A. Chargers	1/1	0	0	0.0	-	0
12/17	at Buffalo	1/1	1	-2	-2.0	-2	0
12/25	GREEN BAY	1/1	1	8	8.0	8	0
01/01	at New England	1/1	1	9	9.0	9	0
01/08	N.Y. JETS	1/1	3	39	13.0	26	0
<b>2022 TOTALS</b>		<b>16/15</b>	<b>15</b>	<b>129</b>	<b>8.6</b>	<b>26</b>	<b>1</b>

DATE	OPPONENT	P/S	REC	YDS	AVG	LG	TD
01/15	at Buffalo*	1/1	1	20	20.0	20	0

\* AFC Wild Card game

## 2023 GAME-BY-GAME STATS (MIAMI)

DATE	OPPONENT	P/S	REC	YDS	AVG	LG	TD
09/10	at L.A. Chargers	1/1	3	44	14.7	18	0
09/17	at New England	1/1	3	23	7.7	9	0
09/24	DENVER	1/1	1	15	15.0	15	0
10/01	at Buffalo	1/1	4	41	10.3	22	0
10/08	N.Y. GIANTS	1/0	0	0	0.0	-	0
10/15	CAROLINA	1/1	0	0	0.0	-	0
10/22	at Philadelphia	1/1	0	0	0.0	-	0
10/29	NEW ENGLAND	1/1	3	28	9.3	15	0
11/05	at Kansas City	1/1	3	17	5.7	8	0
11/19	LAS VEGAS		INACTIVE				
11/24	at N.Y. Jets	1/1	1	10	10.0	10	0
12/03	at Washington	1/1	0	0	0.0	-	0
12/11	TENNESSEE	1/1	2	16	8.0	9	0
12/17	N.Y. JETS	1/1	4	32	8.0	11	0
12/24	DALLAS	1/0	5	56	11.2	21	0
12/31	at Baltimore	1/1	3	54	18.0	22	0
01/07	BUFFALO	1/1	3	30	10.0	14	0
<b>2023 TOTALS</b>		<b>16/14</b>	<b>35</b>	<b>366</b>	<b>10.5</b>	<b>22</b>	<b>0</b>

DATE	OPPONENT	P/S	REC	YDS	AVG	LG	TD
01/13	at Kansas City*	1/1	3	12	4.0	5	0

\* AFC Wild Card game

2024 GAME-BY-GAME STATS (MIAMI)

DATE	OPPONENT	P/S	REC	YDS	AVG	LG	TD
09/08	JACKSONVILLE	1/1	0	0	0.0	-	0
09/12	BUFFALO	1/0	1	8	8.0	8	0
09/22	at Seattle	1/0	1	3	3.0	3	0
09/30	TENNESSEE	1/1	0	0	0.0	-	0
10/06	at New England	1/0	0	0	0.0	-	0
10/20	at Indianapolis	1/0	0	0	0.0	-	0
10/27	ARIZONA	1/0	0	0	0.0	-	0
11/03	at Buffalo	1/0	1	4	4.0	4	0
11/11	at L.A. Rams	1/0	1	6	6.0	6	0
11/17	LAS VEGAS	1/1	1	3	3.0	3	0
11/24	NEW ENGLAND	1/0	1	8	8.0	8	0
11/28	at Green Bay	1/0	1	8	8.0	8	0
12/08	N.Y. JETS	1/0	0	0	0.0	-	0
12/15	at Houston	1/1	1	8	8.0	8	0
12/22	SAN FRANCISCO	1/0	1	5	5.0	5	0
12/29	at Cleveland	1/0	0	0	0.0	-	0
01/05	at N.Y. Jets	1/0	0	0	0.0	-	0
2024 TOTALS		17/4	9	53	5.9	8	0



## NFL CAREER

### TRANSACTIONS:

- Awarded off waivers to Miami on Nov. 13, 2024.
- Waived by Philadelphia on Nov. 12, 2024.
- Signed to Philadelphia's active roster on Sept. 24, 2024.
- Signed to Philadelphia's practice squad on Sept. 12, 2024.
- Released from Philadelphia's practice squad on Sept. 11, 2024.
- Signed to Philadelphia's practice squad on Aug. 28, 2024.
- Waived by the N.Y. Giants on Aug. 27, 2024.
- Signed by the N.Y. Giants on March 15, 2024.
- Signed by Philadelphia as an undrafted college free agent on May 14, 2021.

### CAREER HIGHLIGHTS:

- Played in 61 games with 28 starts.
- 22 receptions for 193 yards (8.8 avg.).
- 7 special teams tackles (6 solo).
- 1 miscellaneous tackle.
- 1 miscellaneous fumble recovery.
- Appeared in 5 postseason games with 2 starts with Philadelphia.

### 2024 (N.Y. GIANTS/PHILADELPHIA/MIAMI):

- Played in 4 games with Miami.
- Inactive for 4 games with Miami.
- Played in 7 game with 2 starts with Philadelphia.
- Spent 2 games on Philadelphia's practice squad.
- 2 receptions for 10 yards (5.0 avg.) with Philadelphia.
- 2 solo special teams tackles with Philadelphia.
- 1 miscellaneous tackle with Philadelphia.
- Spent the offseason program and training camp with the N.Y. Giants.

**VS. LAS VEGAS (11/17):** Played but did not record any stats.

- Made his Dolphins debut.

### 2023 (PHILADELPHIA):

- Played in 17 games with 10 starts.
- 5 receptions for 38 yards (7.6 avg.).
- 1 solo special teams tackle.

**VS. BUFFALO (11/26):** 1 reception for 14 yards.

**AT N.Y. GIANTS (1/17):** 1 reception for 11 yards.

### POSTSEASON:

**NFC WILD CARD AT TAMPA BAY (1/15):** Played but didnt record any stats.

### 2022 (PHILADELPHIA):

- Played in 17 games with 11 starts.
- 11 receptions for 123 yards (11.2 avg.).
- 2 solo special teams tackles.

**VS. DALLAS (10/16):** 1 reception for 21 yards.

**VS. TENNESSEE (12/4):** 3 receptions for 41 yards (13.7 avg.).

**AT N.Y. GIANTS (12/11):** 2 receptions for 20 yards (10.0 avg.).

### POSTSEASON:

**NFC DIVISIONAL VS. N.Y. GIANTS (1/21):** Played but did not record any stats.

**NFC CHAMPIONSHIP VS. SAN FRANCISCO (1/29):** 1 reception for 5 yards.

**SUPER BOWL LII VS. KANSAS CITY (2/12):** Played but did not record any stats.

### 2021 (PHILADELPHIA):

- Played in 16 games with 5 starts.
- Missed 1 game on the Reserve/COVID-19 list.
- 4 receptions for 22 yards (5.5 yards).
- 2 special teams tackles (1 solo).
- 1 miscellaneous fumble recovery.

**AT ATLANTA (9/12):** Played but did not record any stats.

- Made his NFL debut.

**AT DETROIT (10/31):** 1 reception for 9 yards.

**AT DENVER (11/14):** 2 receptions for 6 yards (3.0 avg.).

- Made his 1st career start.

### POSTSEASON:

**NFC WILD CARD AT TAMPA BAY (1/16):** Played but did not record any stats.

## BEFORE THE NFL

### COLLEGE (NEBRASKA):

- 4-year letterman (2017-20).

**CAREER:** Played in 43 games with 26 starts; 61 receptions for 657 yards (10.8 avg.) and 6 TDs.

**SENIOR (2020):** Played in 7 games with 1 start; 7 receptions for 89 yards (12.7 avg.).

**JUNIOR (2019):** Started 12 games; 25 receptions for 234 yards (9.4 avg.) and 1 TD.

**SOPHOMORE (2018):** Started 12 games; 21 receptions for 245 yards (11.7 avg.) and 3 TDs.

**REDSHIRT FRESHMAN (2017):** Played in 12 games with 1 start; 8 receptions for 89 yards (11.1 avg.) and 2 TDs.

- Redshirted in 2016.

**HIGH SCHOOL (REGIST JESUIT HS – AURORA, COLO.)**

- Also played baseball and track and field.

**SENIOR (2015):** 32 receptions for 434 yards (13.6 avg.) and 6 TDs.

- Second-team all-state.

**JUNIOR (2014):** 19 receptions for 176 yards (9.3 avg.) and 4 TDs.

**OFF THE FIELD**

**PERSONAL:**

- MAJOR:** Marketing

**JACK STOLL'S NFL REGULAR SEASON STATS**

YEAR	TEAM	GP	GS	RECEIVING					RUSHING				
				REC	YDS	AVG	LG	TD	ATT	YDS	AVG	LG	TD
2021	PHILADELPHIA	16	5	4	22	5.5	9	0	0	0	0.0	-	0
2022	PHILADELPHIA	17	11	11	123	11.2	26	0	0	0	0.0	-	0
2023	PHILADELPHIA	17	10	5	38	7.6	14	0	0	0	0.0	-	0
2024	PHILADELPHIA	7	2	2	10	5.0	6	0	0	0	0.0	-	0
	MIAMI	4	0	0	0	0.0	-	0	0	0	0.0	-	0
NFL TOTALS		61	28	22	193	8.8	26	0	0	0	0.0	-	0

**JACK STOLL'S NFL PLAYOFF STATS**

YEAR	TEAM	GP	GS	RECEIVING					RUSHING				
				REC	YDS	AVG	LG	TD	ATT	YDS	AVG	LG	TD
2021	PHILADELPHIA	1	0	0	0	0.0	-	0	0	0	0.0	-	0
2022	PHILADELPHIA	3	1	1	5	5.0	5	0	0	0	0.0	-	0
2023	PHILADELPHIA	1	1	0	0	0.0	-	0	0	0	0.0	-	0
PLAYOFF TOTALS		5	2	1	5	5.0	5	0	0	0	0.0	-	0

**ADDITIONAL STATS**

**Special Teams Tackles:** (Philadelphia) 2 in 2021, 2 in 2022, 1 in 2023, 2 in 2024 for total of 7.

**Miscellaneous Tackles:** (Philadelphia) 1 in 2024.

**Miscellaneous Fumble Recoveries:** (Philadelphia) 1 in 2021.

**SINGLE-GAME CAREER HIGHS**

**Receptions:** 3 vs. Tennessee, 12/4/22

**Receiving Yards:** 41 vs. Tennessee, 12/4/22

**Longest Reception:** 26 vs. Tennessee, 12/4/22

**2021 GAME-BY-GAME STATS (PHILADELPHIA)**

DATE	OPPONENT	P/S	REC	YDS	AVG	LG	TD
09/12	at Atlanta	1/0	0	0	0.0	-	0
09/19	SAN FRANCISCO	1/0	0	0	0.0	-	0
09/27	at Dallas	1/0	0	0	0.0	-	0
10/03	KANSAS CITY	1/0	0	0	0.0	-	0
10/10	at Carolina	1/0	0	0	0.0	-	0
10/14	TAMPA BAY	1/0	0	0	0.0	-	0
10/24	at Las Vegas	1/0	0	0	0.0	-	0
10/31	at Detroit	1/0	1	9	9.0	9	0
11/07	L.A. CHARGERS	1/0	0	0	0.0	-	0
11/14	at Denver	1/1	2	6	3.0	4	0
11/21	NEW ORLEANS	1/0	0	0	0.0	-	0
11/28	at N.Y. Giants	1/0	0	0	0.0	-	0
12/05	at N.Y. Jets	1/1	0	0	0.0	-	0
12/21	WASHINGTON	1/1	1	7	7.0	7	0
12/26	N.Y. GIANTS	1/1	0	0	0.0	-	0
01/02	at Washington	1/1	0	0	0.0	-	0
01/08	DALLAS		RESERVE/COVID-19				
2021 TOTALS		16/5	4	22	5.5	9	0

DATE	OPPONENT	P/S	REC	YDS	AVG	LG	TD
01/16	at Tampa Bay	1/0	0	0	0.0	-	0

\* NFC Wild Card game

**2022 GAME-BY-GAME STATS (PHILADELPHIA)**

DATE	OPPONENT	P/S	REC	YDS	AVG	LG	TD
09/11	at Detroit	1/1	0	0	0.0	-	0
09/19	MINNESOTA	1/0	0	0	0.0	-	0
09/25	at Washington	1/0	1	4	4.0	4	0
10/02	JACKSONVILLE	1/1	0	0	0.0	-	0
10/09	at Arizona	1/1	0	0	0.0	-	0
10/16	DALLAS	1/1	1	21	21.0	21	0
10/30	PITTSBURGH	1/0	0	0	0.0	-	0
11/03	at Houston	1/1	1	13	13.0	13	0
11/14	WASHINGTON	1/0	1	11	11.0	11	0
11/20	at Indianapolis	1/1	1	7	7.0	7	0
11/27	GREEN BAY	1/1	0	0	0.0	-	0
12/04	TENNESSEE	1/1	3	41	13.7	26	0
12/11	at N.Y. Giants	1/1	2	20	10.0	14	0
12/18	at Chicago	1/1	1	6	6.0	6	0
12/24	at Dallas	1/0	0	0	0.0	-	0
01/01	NEW ORLEANS	1/1	0	0	0.0	-	0
01/08	N.Y. GIANTS	1/0	0	0	0.0	-	0
2022 TOTALS		17/11	11	123	11.2	26	0

DATE	OPPONENT	P/S	REC	YDS	AVG	LG	TD
01/21	N.Y. GIANTS*	1/0	0	0	0.0	-	0
01/29	SAN FRANCISCO**	1/1	1	5	5.0	5	0
02/12	KANSAS CITY***	1/0	0	0	0.0	-	0
PLAYOFF TOTALS		3/1	1	5	5.0	5	0

\*\*NFC Divisional game

\*\* NFC Championship

\*\*\* Super Bowl LII

2023 GAME-BY-GAME STATS (PHILADELPHIA)

DATE	OPPONENT	P/S	REC	YDS	AVG	LG	TD
09/10	at New England	1/0	0	0	0.0	-	0
09/14	MINNESOTA	1/1	0	0	0.0	-	0
09/25	at Tampa Bay	1/1	1	6	6.0	6	0
10/01	WASHINGTON	1/1	0	0	0.0	-	0
10/08	at L.A. Rams	1/0	1	4	4.0	4	0
10/15	at N.Y. Jets	1/1	0	0	0.0	-	0
10/22	MIAMI	1/0	0	0	0.0	-	0
10/29	at Washington	1/1	0	0	0.0	-	0
11/05	DALLAS	1/0	0	0	0.0	-	0
11/20	at Kansas City	1/1	1	3	3.0	3	0
11/26	BUFFALO	1/1	1	14	14.0	14	0
12/03	SAN FRANCISCO	1/1	0	0	0.0	-	0
12/10	at Dallas	1/0	0	0	0.0	-	0
12/18	at Seattle	1/0	0	0	0.0	-	0
12/25	N.Y. GIANTS	1/0	0	0	0.0	-	0
12/31	ARIZONA	1/1	0	0	0.0	-	0
01/07	at N.Y. Giants	1/1	1	11	11.0	11	0
2023 TOTALS		17/10	5	38	7.6	14	0
DATE	OPPONENT	P/S	REC	YDS	AVG	LG	TD
01/15	at Tampa Bay	1/0	0	0	0.0	-	0

\* NFC Wild Card game

2024 GAME-BY-GAME STATS (PHILADELPHIA/MIAMI)

DATE	OPPONENT	P/S	REC	YDS	AVG	LG	TD
09/06	GREEN BAY		PRACTICE SQUAD				
09/16	ATLANTA		PRACTICE SQUAD				
09/22	at New Orleans	1/0	0	0	0.0	-	0
09/29	at Tampa Bay	1/0	1	4	4.0	4	0
10/13	CLEVELAND	1/0	0	0	0.0	-	0
10/20	at N.Y. Giants	1/1	0	0	0.0	-	0
10/27	at Cincinnati	1/1	1	6	6.0	6	0
11/03	JACKSONVILLE	1/0	0	0	0.0	-	0
11/10	at Dallas	1/0	0	0	0.0	-	0
PHILADELPHIA TOTALS		7/2	2	10	5.0	6	0
11/17	LAS VEGAS	1/0	0	0	0.0	-	0
11/24	NEW ENGLAND		INACTIVE				
11/28	at Green Bay		INACTIVE				
12/08	N.Y. JETS		INACTIVE				
12/15	at Houston		INACTIVE				
12/22	SAN FRANCISCO	1/0	0	0	0.0	-	0
12/29	at Cleveland	1/0	0	0	0.0	-	0
01/05	at N.Y. Jets	1/0	0	0	0.0	-	0
MIAMI TOTALS		4/0	0	0	0.0	-	0
2024 TOTALS		11/2	2	10	5.0	6	0



1

# TUA TAGOVAILOA

QUARTERBACK // 6-1 // 225 // ALABAMA '20

ACQUIRED: D1A, '20

HOMETOWN: EWA BEACH, HAWAII // BORN: 3/2/98

NFL: FIFTH SEASON // DOLPHINS: FIFTH SEASON



2023



2022, 2023, 2024

## NFL CAREER

### TRANSACTIONS:

- 1st-round pick (5th overall) by Miami in the 2020 NFL Draft.

### CAREER HONORS:

- 2024 Art Rooney Sportsmanship Award finalist.
- AFC Offensive Player of the Week (vs. New England, 11/24/24).
- No. 36 on the NFL Network Top 100 list in 2024.
- 2023 Pro Bowl selection.
- AFC Offensive Player of the Month (September 2023).
- AFC Offensive Player of the Week (at L.A. Chargers, 9/10/23).
- FedEx Air NFL Player of the Week (at L.A. Chargers, 9/10/23).
- No. 82 on the NFL Network Top 100 list in 2023.
- 2022 Don Shula Leadership Award.
- 2022 Polynesian Offensive Player of the Year.
- FedEx Air NFL Player of the Week (vs. Cleveland, 11/13/22).
- FedEx Air NFL Player of the Week (at Chicago, 11/6/22).
- FedEx Air NFL Player of the Week (at Detroit, 10/30/22).
- AFC Offensive Player of the Week (at Baltimore, 9/18/22).
- FedEx Air NFL Player of the Week (at Baltimore, 9/18/22).
- Pepsi NFL Rookie of the Week (vs. Kansas City, 12/13/20).
- Pepsi NFL Rookie of the Week (vs. Cincinnati, 12/6/20).

### CAREER HIGHLIGHTS:

- Played in 64 career games with 62 starts.
- 1,387-of-2,037 passing (68.1 pct.) for 15,506 yards, 100 TDs and a QB rating of 97.9.
- 154 carries for 430 yards (2.8 avg.) and 6 TDs.
- Started 1 postseason game.
- His 97.9 passer rating is the best in team history:

#### HIGHEST PASSER RATING IN DOLPHINS HISTORY (min. 250 att.)

PLAYER	YRS	RATING
1. TUA TAGOVAILOA	2020-24	97.9
2. Chad Pennington	2008-10	94.5
3. Ryan Fitzpatrick	2019-20	89.0
4. Ryan Tannehill	2012-18	87.0
5. Dan Marino	1983-99	86.4

- His 68.1 completion percentage is the 2nd-best in NFL history:

#### HIGHEST COMPLETION PERCENTAGE IN NFL HISTORY

(min. 1,500 att.)

PLAYER	YEARS	ATT	CMP	PCT.
1. Joe Burrow	2020-24	2,547	1,748	68.6
2. TUA TAGOVAILOA	2020-24	2,037	1,387	68.1
3. Drew Brees	2001-20	10,551	7,142	67.7
4. Jimmy Garoppolo	2014-24	1,936	1,304	67.4
5. Tyler Lockett	2019-24	2,780	1,864	67.1

- His 68.1 completion percentage is the best in team history:

#### HIGHEST COMPLETION PERCENTAGE IN DOLPHINS HISTORY

(min. 150 comp.)

PLAYER	YEARS	ATT	CMP	PCT.
1. TUA TAGOVAILOA	2020-24	2,037	1,387	68.1
2. Chad Pennington	2008-10	552	373	67.6
3. Ryan Fitzpatrick	2019-20	769	494	64.2
4. Ryan Tannehill	2012-18	2,911	1,829	62.8
5. Jay Cutler	2017	429	266	62.0

- His 2.16 interception rate is 3rd-lowest in team history:

#### LOWEST INTERCEPTION RATE IN DOLPHINS HISTORY

(min. 250 att.)

PLAYER	YRS	ATT	INT	INT%
1. Chad Pennington	2008-10	552	9	1.63
2. Cleo Lemon	2005-07	377	7	1.86
3. TUA TAGOVAILOA	2020-24	2,037	44	2.16
4. Ryan Tannehill	2012-18	2,911	75	2.58
5. Gus Frerotte	2005	494	13	2.63

- His 16 300-yard passing games tied for the 2nd-most in Dolphins history:

#### MOST 300-YARD PASSING GAMES IN DOLPHINS HISTORY

PLAYER	YRS	300+ YD GAMES
1. Dan Marino	1983-99	63
2. TUA TAGOVAILOA	2020-24	16
3. Ryan Tannehill	2012-18	16
4. Ryan Fitzpatrick	2019-20	7
Chad Henne	2008-11	7

- His 72.9 completion percentage in 2024 was the best in the NFL:

#### HIGHEST COMPLETION PERCENTAGE (2024) (min. 150 att.)

PLAYER	TEAM	ATT	CMP	PCT.
1. TUA TAGOVAILOA	MIA.	291	399	72.9
2. Jared Goff	Det.	390	539	72.4
3. Baker Mayfield	TB	407	570	71.4
4. Joe Burrow	Cin.	460	652	70.6
5. Geno Smith	Sea.	407	578	70.4

- His 72.9 completion percentage in 2024 was the best in a season in team history:

DOLPHINS SINGLE-SEASON COMPLETION PERCENTAGE LEADERS (min. 75 comp.)				
PLAYER	YEAR	ATT	CMP	PCT.
1. TUA TAGOVAILOA	2024	291	399	72.9
2. TUA TAGOVAILOA	2023	560	388	69.3
3. Ryan Fitzpatrick	2020	267	183	68.5
4. TUA TAGOVAILOA	2021	388	263	67.8
5. Chad Pennington	2008	476	321	67.4

- His 120.2 red zone passer rating in 2024 led the NFL:

NFL RED ZONE PASSER RATING LEADERS (2024)		
PLAYER	TEAM	RATING
1. TUA TAGOVAILOA	MIAMI	120.2
2. Baker Mayfield	Tampa Bay	119.6
3. Lamar Jackson	Baltimore	117.8
4. Jared Goff	Detroit	111.7
5. Derek Carr	New Orleans	109.0

- His 37 completions on Nov. 28, 2024 at Green Bay were the 3rd-most in Dolphins history:

MOST COMPLETIONS IN DOLPHINS HISTORY (SINGLE GAME)			
PLAYER	DATE, OPP	COMP.	
1. Dan Marino	11/16/86, at Buf.	39	
2. Dan Marino	11/23/97, at NE	38	
3. TUA TAGOVAILOA	11/28/24, AT GB	37	
4. TUA TAGOVAILOA	9/18/22, AT BAL.	36	
5.	Six times	35	

- His 4,624 passing yards in 2023 led the NFL:

MOST PASSING YARDS (2023)				
PLAYER	TEAM	ATT	CMP	YDS
1. TUA TAGOVAILOA	MIA	560	388	4,624
2. Jared Goff	Det.	605	407	4,575
3. Dak Prescott	Dal.	590	410	4,516
4. Josh Allen	Buf.	579	385	4,306
5. Brock Purdy	SF	444	308	4,280

- His 4,624 passing yards in 2023 are the 3rd-most in franchise history:

MOST PASSING YARDS IN A SEASON IN DOLPHINS HISTORY		
PLAYER	YEAR	YDS
1. Dan Marino	1984	5,084
2. Dan Marino	1986	4,746
3. TUA TAGOVAILOA	2023	4,624
4. Dan Marino	1994	4,453
5. Dan Marino	1988	4,434

- His 101.1 passer rating in 2023 was 5th in the NFL:

NFL PASSER RATING LEADERS (2023)		
PLAYER	TEAM	RATING
1. Brock Purdy	San Francisco	113.0
2. Dak Prescott	Dallas	105.9
3. Kirk Cousins	Minnesota	103.8
4. Lamar Jackson	Baltimore	102.7
5. TUA TAGOVAILOA	MIAMI	101.1

- In 2022, he became the youngest NFL quarterback since 1984 (Dan Marino) to lead the league in passer rating:

NFL PASSER RATING LEADERS (2022)		
PLAYER	TEAM	RATING
1. TUA TAGOVAILOA	MIAMI	105.5
2. Patrick Mahomes	Kansas City	105.2
3. Jimmy Garoppolo	San Francisco	103.0
4. Jalen Hurts	Philadelphia	101.5
5. Geno Smith	Seattle	100.9

- His 112.2 red zone passer rating led the NFL in 2022:

NFL RED ZONE PASSER RATING LEADERS (2022)		
PLAYER	TEAM	RATING
1. TUA TAGOVAILOA	MIAMI	112.2
2. Andy Dalton	New Orleans	109.9
3. Ryan Tannehill	Tennessee	107.8
4. Dak Prescott	Dallas	106.0
5. Justin Fields	Chicago	105.7

- His 130.1 third-down passer rating led the NFL in 2022:

NFL THIRD-DOWN PASSER RATING LEADERS (2022)		
PLAYER	TEAM	RATING
1. TUA TAGOVAILOA	MIAMI	130.1
2. Jimmy Garoppolo	San Francisco	112.8
3. Joe Burrow	Cincinnati	112.2
4. Patrick Mahomes	Kansas City	105.8
5. Geno Smith	Seattle	104.6

- His 6 passing TDs on Sept. 18, 2022 at Baltimore were tied for the most in Dolphins history:

MOST PASSING TDs IN DOLPHINS HISTORY (SINGLE GAME)				
PLAYER	DATE, OPP	YDS	TDs	
1. TUA TAGOVAILOA	9/18/22, AT BAL.	469	6	
	Dan Marino	9/21/86, at NYJ	448	6
	Bob Griese	11/24/77, at StL	207	6
4. Dan Marino	Five times			5

- His 469 passing yards on Sept. 18, 2022 at Baltimore were the 4th-most in Dolphins history:

MOST PASSING YARDS IN DOLPHINS HISTORY (SINGLE GAME)			
PLAYER	DATE, OPP	YDS	
1. Dan Marino	10/23/88, vs. NYJ	521	
2. Dan Marino	9/4/94, vs. NE	473	
3. Dan Marino	12/2/84, vs. LAR	470	
4. TUA TAGOVAILOA	9/18/22, AT BAL.	469	
5. TUA TAGOVAILOA	9/10/23, AT LAC	466	

- Became 3rd rookie QB in Super Bowl era (Dak Prescott and Kyle Allen) to not throw an interception in his 1st 5 career starts (min. 100 att.).
- Became the 1st Dolphins rookie QB in team history to win each of his 1st 3 starts.
- Did not throw an interception in 5 consecutive starts (Games 7-10, 12 of the 2020 season), trying the franchise record (Jay Fiedler) for most consecutive starts without an interception.
- Joined QB Carson Wentz (Philadelphia) as only rookie QBs in the Super Bowl era to win each of his 1st 3 NFL starts and not throw an interception.
- His 64.1 completion percentage in 2020 was the best by a rookie in team history:

HIGHEST COMPLETION PERCENTAGE BY A ROOKIE IN DOLPHINS HISTORY (min. 75 comp.)				
PLAYER	YRS	ATT	CMP	PCT.
1. TUA TAGOVAILOA	2020	290	186	64.1
2. Dan Marino	1983	296	173	58.4
3. Ryan Tannehill	2012	484	282	58.3
4. David Woodley	1980	327	176	53.8

- His 87.1 passer rating in 2020 was the 2nd-best by a rookie in team history behind only Hall of Famer Dan Marino:

HIGHEST PASSER RATING BY A ROOKIE IN DOLPHINS HISTORY (min. 150 att.)		
PLAYER	YRS	RATING
1. Dan Marino	1983	96.0
2. TUA TAGOVAILOA	2020	87.1
3. Ryan Tannehill	2012	76.1

- Is a 3-time team captain (2022-24).

## 2024 (MIAMI):

- Started 11 games.
- Inactive for 2 games.
- Missed 4 games after being placed on injured reserve on Sept. 17 and activated on Oct. 26.
- 291-of-399 passing (72.9 pct.) for 2,867 yards, 19 TDs and a QB rating of 101.4.
- 17 carries for 49 yards (2.9 avg.).
- Served as a team captain.

**VS. JACKSONVILLE (9/8):** 23-of-37 passing (62.2 pct.) for 338 yards, 1 TD and a QB rating of 101.0; 1 carry for 11 yards.

- Connected with WR Tyreek Hill on a 80-yard TD pass with 2:19 remaining in the 3rd quarter.

**VS. ARIZONA (10/27):** 28-of-38 passing (73.7 pct.) for 234 yards, 1 TD and a QB rating of 97.9; 3 carries for 13 yards (4.3 avg.).

- Connected with RB De'Von Achane on a 12-yard TD pass with 8:31 remaining in the 3rd quarter.

**AT BUFFALO (11/3):** 25-of-28 passing (89.3 pct.) for 231 yards, 2 TDs and a QB rating of 124.9; 2 carries for 3 yards (1.5 avg.).

- His 89.3 completion percentage is the best of his career and 4th-highest mark in Dolphins history.
- Found RB De'Von Achane on a 14-yard TD pass to give Miami a 10-3 lead with 3:20 remaining in the 2nd quarter.

- Connected with WR Jaylen Waddle on a 7-yard TD pass to tie the game, 27-27, with 1:38 remaining in the 4th quarter.

**VS. LAS VEGAS (11/18):** 28-of-36 passing (77.8 pct.) for 288 yards, 3 TDs and a QB rating of 127.8.

- Connected with TE Jonnu Smith on a 1-yard TD pass on 4th-and-goal in the 1st quarter.
- Completed an 8-yard TD pass to WR Tyreek Hill to give Miami a 17-6 lead with 4:13 remaining in the 3rd quarter.
- Found TE Jonnu Smith for a 57-yard TD pass to extend Miami's lead to 31-19 with 3:19 remaining in the game.

**VS. NEW ENGLAND (11/24):** 29-of-40 passing (72.5 pct.) for 317 yards, 4 TDs and a QB rating of 128.9.

- Completed a 7-yard TD pass to TE Jonnu Smith for Miami's 1st score of the game in the 2nd quarter.
- Connected on TD passes of 9 and 11 yards to RB De'Von Achane on back-to-back drives in the 2nd quarter.
- Found WR Jaylen Waddle for a 23-yard TD pass to extend Miami's lead to 31-0 with 1:37 remaining in the 3rd quarter.

**AT GREEN BAY (11/28):** 37-of-46 passing (80.4 pct.) for 365 yards, 2 TDs and a QB rating of 114.2.

- Completed a 12-yard TD pass to RB De'Von Achane with 2:43 remaining in the 3rd quarter.
- Connected on a 12-yard TD pass to WR Tyreek Hill with 3:04 remaining in the 4th quarter.

**VS. N.Y. JETS (12/8):** 33-of-47 passing (70.2 pct.) for 331 yards, 2 TDs and a QB rating of 104.1.

- Found WR Tyreek Hill on 4th-and-goal for a 4-yard TD pass to tie the game with 9:04 remaining in regulation.

- Completed a game-winning 10-yard TD pass to TE Jonnu Smith to give Miami its first overtime victory since 2019 vs. Cincinnati.

**VS. SAN FRANCISCO (12/22):** 22-for-34 (64.7 pct.) for 215 yards, 1 TD and a QB rating of 92.2; 2 carries for -1 yard (-0.5 avg.).

- Found WR Tyreek Hill for a 3-yard TD pass to give Miami a 13-7 lead with 3:20 remaining in the 2nd quarter.

- It was the 100th passing touchdown of his career.

## HONORS:

- Art Rooney Sportsmanship Award finalist.
- AFC Offensive Player of the Week (vs. New England, 11/24).
- No. 36 on the NFL Network Top 100 list.

## 2023 (MIAMI):

- Started all 17 games.
- 388-of-560 passing (69.3 pct.) for 4,624 yards, 29 TDs and a QB rating of 101.1.
- 35 carries for 74 yards (2.1 avg.).
- Served as a team captain.

- His 4,624 yards led the league, and he became the 1st Dolphins player to lead the league in passing since QB Dan Marino in 1992 (4,116).

- Became the 2nd quarterback (Dan Marino) in franchise history to throw for more than 4,500 yards in a season.

**AT L.A. CHARGERS (9/10):** 28-of-45 passing (62.2 pct.) for 466 yards, 3 TDs and a QB rating of 110.0; 5 carries for 5 yards (1.0 avg.).

- Threw his 1st TD pass of the season from 1 yard out to WR River Cracraft.

- Connected on a 35-yard TD pass and 4-yard TD pass to WR Tyreek Hill in the 2nd half.

- His 466 passing yards were the 4th most in a Week 1 game in NFL history.

- It was his 2nd career road game with 450+ passing yards and 3+ passing TDs, joining Joe Montana, Tom Brady, Patrick Mahomes and Boomer Esiason as the only players to do this.

**VS. DENVER (9/24):** 23-of-26 passing (88.5 pct.) for 309 yards, 4 TDs and a QB rating of 155.8.

- Connected with WR Tyreek Hill for a 54-yard TD on the opening drive of the game.

- Threw a no-look pass to RB De'Von Achane for a 4-yard TD in the 2nd quarter.

- Found RB Raheem Mostert for a 19-yard TD in the 3rd quarter.

- Completed a 10-yard TD pass to RB De'Von Achane on the 1st play of the 4th quarter.

- Threw 4+ touchdowns for the 3rd time in his career.

- Helped direct an offense that set franchise records for points scored (70), total yards (726) and rushing yards (350).

**VS. N.Y. GIANTS (10/8):** 22-of-30 passing (73.3 pct.) for 308 yards, 2 TDs and a QB rating of 100.4; 2 carries for 6 yards (3.0 avg.).

- Found WR Jaylen Waddle for a 2-yard TD pass in the 1st quarter.

- Connected with WR Tyreek Hill on a 69-yard TD pass on Miami's 1st possession of the 3rd quarter.

**VS. NEW ENGLAND (10/29):** 30-for-45 passing (66.7 pct.) for 324 yards, 3 TDs and a QB rating of

- 100.6; 6 carries for 8 yards (1.3 avg.).
- Connected with WR Tyreek Hill on a 42-yard TD pass with 0:22 left in the 1st quarter.
- Completed a 1-yard TD pass to WR Cedrick Wilson Jr. in the 2nd quarter.
- Connected with WR Jaylen Waddle on a 31-yard TD pass to extend Miami's lead to 31-17 with 2:43 left in the game.
- Broke the franchise record for most passing yards in the 1st 8 games of a season with 2,416.

**VS. LAS VEGAS (11/19):** 28-of-39 passing (71.8 pct.) for 325 yards, 2 TDs and a QB rating of 103.0; 2 carries for 6 yards (3.0 avg.).

- Connected with WR Tyreek Hill on a 38-yard TD pass with 2:03 left in the 1st quarter.
- Found RB Salvon Ahmed for an 11-yard TD pass to give Miami a 14-10 lead with 2:28 left in the 2nd quarter.

**VS. DALLAS (12/24):** 24-of-37 (64.9 pct.) for 293 yards, 1 TD and a QB rating of 98.1; 2 carries for -2 yards (-1.0 avg.).

- Connected with RB Raheem Mostert on a 4-yard TD pass in the 2nd quarter.
- Became the 3rd quarterback in team history to top 4,000 yards in a season, joining QB Dan Marino (6 times) and QB Ryan Tannehill (twice).

#### POSTSEASON:

**AFC WILD CARD AT KANSAS CITY (1/13):** 20-of-39 (51.3 pct.) for 199 yards, 1 TD and a QB rating of 63.9; 3 carries for 25 yards (8.3 avg.).

- Connected with WR Tyreek Hill on a 53-yard TD pass in the 2nd quarter.

#### PRO BOWL:

- Selected to start the Pro Bowl for the 1st time in his career.
- Is the 1st Dolphins quarterback to be selected to the Pro Bowl since Dan Marino in 1995.
- Is just the 3rd quarterback in team history to earn a Pro Bowl nod, joining Hall of Famers Dan Marino (1983-87, 1991-92, 1994-95) and Bob Griese (1970-71, 1973-74, 1977-78).

#### HONORS:

- AFC Offensive Player of the Month (September).
- AFC Offensive Player of the Week (at L.A. Chargers, 9/10).
- FedEx Air NFL Player of the Week (at L.A. Chargers, 9/10).
- No. 82 on the NFL Network Top 100 list.

### 2022 (MIAMI):

- Started 13 games.
- Inactive for 4 games.
- 259-of-400 passing (64.8 pct.) for 3,548 yards, 25 TDs and a QB rating of 105.5.
- 24 carries for 70 yards (2.9 avg.).
- Led the NFL in passer rating (105.5), red zone passer rating (112.2) and third-down passer rating (130.1).
- Became the youngest NFL quarterback since 1984 (Dan Marino) to lead the NFL in passer rating.
- Served as a team captain.

**AT BALTIMORE (9/18):** 36-of-50 passing (72.0 pct.) for 469 yards, 6 TDs and a QB rating of 124.1; 1 carry for 1 yard.

- Led the largest fourth-quarter comeback (21 points) and road comeback in franchise history.
- Connected on TD passes of 48 and 60 yards to WR Tyreek Hill in the second half.
- Found WR Jaylen Waddle for a 7-yard TD with 14 seconds left to win the game.
- His 6 passing TDs tied a franchise record with Hall of Fame QBs Dan Marino and Bob Griese.
- His 4 passing TDs in the 4th quarter were a Dolphins record.
- His 461 passing yards were the 4th-most in a game in team history and most by anyone not named QB Dan Marino.
- His 36 completions were the 3rd-most in a game in Dolphins annals.
- Became the 2nd-youngest NFL player since 1950 (Patrick Mahomes) to throw for 450+ yards and 6+ TDs in a game.

**AT DETROIT (10/30):** 29-of-36 passing (80.6 pct.) for 382 yards, 3 TDs and a QB rating of 138.7; 5 carries for 19 yards (3.8 avg.).

- Completed TD passes to WR Jaylen Waddle twice (5 and 29 yards) and TE Mike Gesicki (11 yards) in the win.
- Threw for 300 yards for the 2nd time in the season.
- Had 253 passing yards and a 144.7 passer rating in the 1st half.
- Surpassed QB David Woodley (5,928) for sixth place in the team's all-time passing yards chart.

**AT CHICAGO (11/6):** 21-of-30 passing (70.0 pct.) for 302 yards, 3 TDs and a QB rating of 135.7.

- Became the first QB in franchise history to post back-to-back games with 300+ yards passing, 3+ passing TDs and 0 interceptions.
- Completed a 3-yard TD pass to WR Tyreek Hill in the 2nd quarter.
- Threw 2 TD passes in the 3rd quarter – 1 to WR Jaylen Waddle (18 yards) and 1 to RB Jeff Wilson Jr. (10 yards).

#### POSTSEASON:

**AFC WILD CARD AT BUFFALO (1/15):** Inactive.

#### HONORS:

- Don Shula Leadership Award.
- Polynesian Pro Football Offensive Player of the Year.
- FedEx Air NFL Player of the Week (vs. Cleveland, 11/13).
- FedEx Air NFL Player of the Week (at Chicago, 11/6).
- FedEx Air NFL Player of the Week (at Detroit, 10/30).
- AFC Offensive Player of the Week (at Baltimore, 9/18).
- FedEx Air NFL Player of the Week (at Baltimore, 9/18).

### 2021 (MIAMI):

- Played in 13 games with 12 starts.
- Dressed but did not play in 1 game.
- Missed 3 games after being placed on injured reserve on Sept. 25 and activated on Oct. 16.
- 263-of-388 passing (67.8 pct.) for 2,653 yards, 16 TDs and a QB rating of 90.1.
- 42 carries for 128 yards (3.0 avg.) and 3 TDs.

**AT JACKSONVILLE IN LONDON (10/17):** 33-of-47 passing (70.2 pct.) for 329 yards, 2 TDs and a QB rating of 95.1; 3 carries for 22 yards (7.3 avg.).

- Completed a 6-yard TD pass to WR Jaylen Waddle in the 1st quarter to give Miami a 7-0 lead.
- Completed a 2-yard TD pass to WR Jaylen Waddle in the 4th quarter.

**VS. ATLANTA (10/24):** 32-of-40 passing (80.0 pct.) for 291 yards, 4 TDs and a QB rating of 109.5.

- Completed a 10-yard TD pass to WR Isaiah Ford in the 1st quarter to give Miami a 7-0 lead.
- Completed a 6-yard TD pass to TE Mike Gesicki in the 3rd quarter.
- Completed a 7-yard TD pass to RB Myles Gaskin in the 4th quarter.
- Completed a 4-yard TD pass to WR Mack Hollins in the 4th quarter to give Miami a 28-27 lead.

**VS. BALTIMORE (11/11):** 8-of-13 passing (61.5 pct.) for 158 yards for a QB rating of 104.0; 3 carries for 0 yards and 1 TD.

- Scored on a 1-yard TD run in the 4th quarter to extend Miami's lead to 22-10.

**AT N.Y. JETS (11/21):** 27-of-33 passing (81.8 pct.) for 273 yards and 2 TDs for a QB rating of 108.7; 3 carries for 6 yards (2.0 avg.).

- Completed a 65-yard TD pass to WR Mack Hollins in the 3rd quarter to give Miami a 14-7 lead.
- Completed a 5-yard TD pass to RB Myles Gaskin in the 4th quarter to give Miami a 21-14 lead.

## 2020 (MIAMI):

- Played in 10 games with 9 starts.
- Inactive for 1 game.
- Dressed but did not play in 5 games.
- 186-of-290 passing (64.1 pct.) for 1,814 yards, 11 TDs and a QB rating of 87.1.
- 36 carries for 109 yards (3.0 avg.) and 3 TDs.

**VS. N.Y. JETS (10/18):** 2-of-2 passing (100.0 pct.) for 9 yards for a QB rating of 85.4.

- Made his NFL and Dolphins debut.
- Became the 4th left-handed QB to throw a pass for the Dolphins, joining Jim Del Gaizo, Scott Mitchell and Pat White.

**AT ARIZONA (11/8):** 20-of-28 passing (71.4 pct.) for 248 yards, 2 TDs and a QB rating of 122.3; 7 carries for 35 yards (5.0 avg.).

- Completed a 9-yard TD pass to WR Preston Williams to extend Miami's lead to 21-14.
- Completed an 11-yard TD pass to WR Mack Hollins in the 4th quarter to even the score 31-31.
- Trailing by 7 entering the 4th quarter, completed 6-of-8 (75.0 pct.) passes for 67 yards and 1 TD in final frame to lead come-from-behind win.
- Became the 1st Dolphins player to have a game-winning drive in the 4th quarter or OT within his 1st 2 NFL starts since Chad Henne in 2009.
- It was the 1st 4th-quarter comeback of his career.

**VS. KANSAS CITY (12/13):** 28-of-48 passing (58.3 pct.) for 316 yards, 2 TDs and a QB rating for 83.3; 6 carries for 24 yards (4.0 avg.) and 1 TD.

- Completed a 7-yard TD pass to TE Mike Gesicki to give Miami a 7-0 lead.
- Completed a 29-yard TD pass to TE Mike Gesicki in the 4th quarter.

- Scored on a 1-yard TD run in the 4th quarter.
- Posted the 1st 300-yard passing game of his career.

**VS. NEW ENGLAND (12/20):** 20-of-26 passing (76.9 pct.) for 145 yards and a QB rating of 73.4; 3 carries for 9 yards (3.0 avg.) and 2 TDs.

- Scored on a 3-yard TD run in the 4th quarter to give Miami a 15-12 lead.
- Scored on a 1-yard TD run in the 4th quarter to extend Miami's lead to 22-12.
- Became the 5th QB in Dolphins history to have 2 rushing TDs in the same game and 1st since QB Cleo Lemon on 10/14/07 at Cleveland.

## HONORS:

- Pepsi NFL Rookie of the Week (vs. Kansas City, 12/13).
- Pepsi NFL Rookie of the Week (vs. Cincinnati, 12/6).

## BEFORE THE NFL

### COLLEGE (ALABAMA):

- 3-year letterman (2017-19) and 2-year starter.

**CAREER:** Played in 33 career games with 24 starts; 474-of-684 passing (69.3 pct.) for 7,442 yards and 87 TDs; 107 carries for 340 yards (3.2 avg.) and 9 TDs.

- His 87 career passing TDs set a school record.
- His 7,442 career passing yards ranked 3rd in school history.

**JUNIOR (2019):** Started 9 games; 180-of-252 passing (71.4 pct.) for 2,840 yards and 33 TDs; 23 carries for 17 yards (0.7 avg.) and 2 TDs.

- Co-Polynesian Player of the Year.
- Won the Bobby Bowden Award (Division I player who epitomizes a student-athlete from a faith perspective).
- 2nd-team All-SEC.

**SOPHOMORE (2018):** Started all 15 games; 245-of-355 passing (69.0 avg.) for 3,966 yards and 43 TDs; 57 carries for 190 yards (3.3 avg.) and 5 TDs.

- His 43 TD passes were a single-season school record.
- His 3,966 passing yards were a single-season school record.
- His 245 completions ranked 4th in school history.
- His 48 total TDs led the SEC and ranked 2nd nationally.
- Consensus All-American.
- Walter Camp Player of the Year.
- Won the Maxwell Award (nation's top all-around player).

- Sporting News National Player of the Year.
- SEC Offensive Player of the Year.
- 1st-team All-SEC.
- Finalist for the Davey O'Brien Award (best quarterback).

**TRUE FRESHMAN (2017):** Played in 9 games; 49-of-77 passing (63.6 pct.) and 11 TDs; 27 carries for 133 yards (4.9 avg.) and 2 TDs.

- Entered the game in the 2nd half and helped the team win the College Football Playoff National Championship.
- College Football Playoff National Championship Offensive MVP.

HIGH SCHOOL (SAINT LOUIS SCHOOL – HONOLULU, HAWAII)

**CAREER:** 8,158 passing yards and 84 TDs; 1,727 rushing yards and 27 TDs.

- His 8,158 passing yards were a new Hawaii high school record.

**SENIOR (2016):** 3,932 passing yards and 43 TDs.

- Hawaii Gatorade Player of the Year.
- Won a state championship.

OFF THE FIELD

COMMUNITY:

**2022:**

- Hosted 3rd annual “Luau with Tua” in South Florida, benefitting the Tua Foundation.

**2023:**

- Hosted 2nd annual “Luau with Tua” in South Florida, benefitting Special Olympics and the Jason Taylor Foundation.

**2022:**

- Hosted 1st annual “Luau with Tua” in South Florida, which raised more than \$50,000 for Big Brothers Big Sisters of Miami-Dade and Broward counties.

**2021:**

- Volunteered at the Miami Dolphins holiday event to spend time with and provide dinner and children’s gifts for South Florida families.
- In 2021, established the Tua Foundation, dedicated to the support of youth initiatives, health and wellness and other charitable causes.

**2020:**

- In 2020, established a \$300,000 permanent scholarship endowment at his high school alma mater, Saint Louis School in Honolulu, Hawaii.

PERSONAL:

- PRONUNCIATION:** Name is pronounced TOO-uh TUNG-oh-vai-LOA.
- MAJOR:** Communication studies.

TUA TAGOVAILOA'S NFL REGULAR SEASON PASSING STATS													
YEAR	TEAM	GP	GS	ATT	CMP	PCT	YDS	Y/A	TD	INT	LG	SK/YDS	RATE
2020	MIAMI	10	9	290	186	64.1	1814	6.3	11	5	35	20/136	87.1
2021	MIAMI	13	12	388	263	67.8	2653	6.8	16	10	65t	20/152	90.1
2022	MIAMI	13	13	400	259	64.8	3548	8.9	25	8	84t	21/163	105.5
2023	MIAMI	17	17	560	388	69.3	4624	8.3	29	14	78t	29/171	101.1
2024	MIAMI	11	11	399	291	72.9	2867	7.2	19	7	80t	21/154	101.4
NFL TOTALS		64	62	2037	1387	68.1	15506	7.6	100	44	84t	111/776	97.9

TUA TAGOVAILOA'S NFL PLAYOFF PASSING STATS													
YEAR	TEAM	GP	GS	ATT	CMP	PCT	YDS	Y/A	TD	INT	LG	SK/YDS	RATE
2023	MIAMI	1	1	39	20	51.3	199	5.1	1	1	53t	2/11	63.9
PLAYOFF TOTALS		1	1	39	20	51.3	199	5.1	1	1	53t	2/11	63.9

TUA TAGOVAILOA'S NFL REGULAR SEASON RUSHING/RECEIVING STATS													
YEAR	TEAM	GP	GS	RUSHING					RECEIVING				
				ATT	YDS	AVG	LG	TD	REC	YDS	AVG	LG	TD
2020	MIAMI	10	9	36	109	3.0	17	3	0	0	0.0	-	0
2021	MIAMI	13	12	42	128	3.0	23	3	0	0	0.0	-	0
2022	MIAMI	13	13	24	70	2.9	18	0	0	0	0.0	-	0
2023	MIAMI	17	17	35	74	2.1	9	0	0	0	0.0	-	0
2024	MIAMI	11	11	17	49	2.9	13	0	0	0	0.0	-	0
	NFL TOTALS	64	62	154	430	2.8	23	6	0	0	0.0	-	0

TUA TAGOVAILOA'S NFL PLAYOFF RUSHING/RECEIVING STATS													
YEAR	TEAM	GP	GS	RUSHING						RECEIVING			
				ATT	YDS	AVG	LG	TD	REC	YDS	AVG	LG	TD
2023	MIAMI	1	1	3	25	8.3	14	0	0	0	0.0	-	0
	PLAYOFF TOTALS	1	1	3	25	8.3	14	0	0	0	0.0	-	0

ADDITIONAL STATS

**Miscellaneous Tackles:** 1 in 2020, 1 in 2021, 1 in 2024 for total of 3.  
**Miscellaneous Fumble Recoveries:** 2 in 2021, 1 in 2022, 9 in 2023, 2 in 2024 for total of 14.  
**Career Regular Season Record As A Starter:** 6-3 in 2020, 7-5 in 2021, 8-5 in 2022, 11-6 in 2023, 6-5 in 2024 for total of 38-24 (P-0-1).

SINGLE-GAME CAREER HIGHS

<b>Pass Attempts:</b>	58	at Buffalo, 1/3/21
<b>Completions:</b>	37	at Green Bay, 11/28/24
<b>Passing Yards:</b>	469	at Baltimore, 9/18/22
<b>TD Passes:</b>	6	at Baltimore, 9/18/22
<b>Longest Pass:</b>	84t	vs. Green Bay, 12/25/22
<b>Completion Pct. (min. 20 att.):</b>	89.3	at Buffalo, 11/3/24
<b>Passer Rating:</b>	155.8	vs. Denver, 9/24/23
<b>Rush Attempts:</b>	7	Twice, last: vs. N.Y. Jets, 12/19/21
<b>Rushing Yards:</b>	38	vs. New England, 1/9/22
<b>Longest Rush:</b>	23	vs. New England, 1/9/22
<b>Rushing TDs:</b>	2	vs. New England, 12/20/20

### 300-YARD PASSING GAMES (16)

DATE	OPP	ATT	CMP	PCT	YDS	TD	INT	LG	RATE
12/13/20	vs. KC	48	28	58.3	316	2	1	29t	83.3
1/3/21	at Buf.	58	35	60.3	361	1	3	31	62.5
10/17/21	at Jax.	47	33	70.2	329	2	1	32	95.1
9/18/22	at Bal.	50	36	72.0	469	6	2	60t	124.1
10/30/22	at Det.	36	29	80.6	382	3	0	42	138.7
11/6/22	at Chi.	30	21	70.0	302	3	0	39	135.7
12/25/22	vs. GB	25	16	64.0	310	1	3	84t	80.8
9/10/23	at LAC	45	28	62.2	466	3	1	47	110.0
9/24/23	vs. Den.	26	23	88.5	309	4	0	54t	155.8
10/8/23	vs. NYG	30	22	73.3	308	2	2	69t	100.4
10/29/23	vs. NE	45	30	66.7	324	3	1	42t	100.6
11/19/23	vs. LV	39	28	71.8	325	2	1	38t	103.0
9/8/24	vs. Jax.	37	23	62.2	338	1	0	80t	101.0
11/24/24	vs. NE	40	29	72.5	317	4	0	29	128.9
11/28/24	at GB	46	37	80.4	365	2	0	30	114.2
12/8/24	vs. NYJ	47	33	70.2	331	2	0	21	104.1

### TAGOVAILOA'S GAME-WINNING DRIVES (10)

DATE	OPP	GW SCORE	TIME LEFT	FINAL SCORE
1. 11/8/20	at Ari.	Sanders 50-yd FG	3:30	34-31
2. 12/20/20	vs. NE	Tagovailoa 3-yd rush	12:55	22-12
3. 11/21/21	at NYJ	Gaskin 5-yard rec	10:15	24-17
4. 12/19/21	vs. NYJ	Parker 11-yard rec	3:37	31-24
5. 9/18/22	at Bal.	Waddle 7-yard rec	0:14	42-38
6. 9/25/22	vs. Buf.	Edmonds 3-yard rush	10:05	21-19
7. 9/10/23	at LAC	T. Hill 4-yard rec	1:48	36-34
8. 12/24/23	vs. Dal.	Sanders 29-yd FG	0:00	22-20
9. 9/8/24	vs. Jax.	Sanders 52-yd FG	0:00	20-17
10. 12/8/24	vs. NYJ	Smith 10-yard rec	6:11	32-26*

\*denotes GWD was in overtime

### 2020 GAME-BY-GAME STATS (MIAMI)

DATE	OPPONENT	P/S	ATT	CMP	PCT	YDS	TD	INT	LG	SK/YDS
09/13	at New England					DID NOT PLAY				
09/20	BUFFALO					DID NOT PLAY				
09/24	at Jacksonville					DID NOT PLAY				
10/04	SEATTLE					DID NOT PLAY				
10/11	at San Francisco					DID NOT PLAY				
10/18	N.Y. JETS	1/0	2	2	100.0	9	0	0	7	0/0
11/01	L.A. RAMS	1/1	22	12	54.5	93	1	0	15	1/3
11/08	at Arizona	1/1	28	20	71.4	248	2	0	35	3/27
11/15	N.Y. JETS	1/1	25	15	60.0	169	2	0	23	0/0
11/22	at Denver	1/1	20	11	55.0	83	1	0	13	6/33
11/29	at N.Y. Jets					INACTIVE				
12/06	CINCINNATI	1/1	39	26	66.7	296	1	0	35	0/0
12/13	KANSAS CITY	1/1	48	28	58.3	316	2	1	29t	4/29
12/20	NEW ENGLAND	1/1	26	20	76.9	145	0	1	15	2/12
12/26	at Las Vegas	1/1	22	17	77.3	94	1	0	14	3/23
01/03	at Buffalo	1/1	58	35	60.3	361	1	3	31	1/9
<b>2020 TOTALS</b>		<b>10/9</b>	<b>290</b>	<b>186</b>	<b>64.1</b>	<b>1,814</b>	<b>11</b>	<b>5</b>	<b>35</b>	<b>20/136</b>

### 2021 GAME-BY-GAME STATS (MIAMI)

DATE	OPPONENT	P/S	ATT	CMP	PCT	YDS	TD	INT	LG	SK/YDS
09/12	at New England	1/1	27	16	59.3	202	1	1	36	2/17
09/19	BUFFALO	1/1	4	1	25.0	13	0	0	13	2/13
09/26	at Las Vegas					INJURED RESERVE				
10/03	INDIANAPOLIS					INJURED RESERVE				
10/10	at Tampa Bay					INJURED RESERVE				
10/17	at Jacksonville	1/1	47	33	70.2	329	2	1	32	0/0
10/24	ATLANTA	1/1	40	32	80.0	291	4	2	27	1/10
10/31	at Buffalo	1/1	39	21	53.8	205	0	1	40	2/11
11/07	HOUSTON					DID NOT PLAY				
11/11	BALTIMORE	1/0	13	8	61.5	158	0	0	64	1/6
11/21	at N.Y. Jets	1/1	33	27	81.8	273	2	1	65t	0/0
11/28	CAROLINA	1/1	31	27	87.1	230	1	0	57	2/26
12/05	N.Y. GIANTS	1/1	41	30	73.2	244	2	0	25	2/15
12/19	N.Y. JETS	1/1	27	16	59.3	196	2	2	37	1/0
12/27	at New Orleans	1/1	26	19	73.1	198	1	1	40	2/25
01/02	at Tennessee	1/1	38	18	47.4	205	0	1	45	4/23
01/09	NEW ENGLAND	1/1	22	15	68.2	109	1	0	17	1/6
<b>2021 TOTALS</b>		<b>13/12</b>	<b>388</b>	<b>263</b>	<b>67.8</b>	<b>2653</b>	<b>16</b>	<b>10</b>	<b>65t</b>	<b>20/152</b>

2022 GAME-BY-GAME STATS (MIAMI)

DATE	OPPONENT	P/S	ATT	CMP	PCT	YDS	TD	INT	LG	SK/YDS
09/11	NEW ENGLAND	1/1	33	23	69.7	270	1	0	42t	3/28
09/18	at Baltimore	1/1	50	36	72.0	469	6	2	60t	1/8
09/25	BUFFALO	1/1	18	13	72.2	186	1	0	45	1/7
09/29	at Cincinnati	1/1	14	8	57.1	110	0	1	26	1/10
10/09	at N.Y. Jets					INACTIVE				
10/16	MINNESOTA					INACTIVE				
10/23	PITTSBURGH	1/1	35	21	60.0	261	1	0	32	0/0
10/30	at Detroit	1/1	36	29	80.6	382	3	0	42	2/13
11/06	at Chicago	1/1	30	21	70.0	302	3	0	39	0/0
11/13	CLEVELAND	1/1	32	25	78.1	285	3	0	29	0/0
11/27	HOUSTON	1/1	36	22	61.1	299	1	0	34	4/26
12/04	at San Francisco	1/1	33	18	54.5	295	2	2	75t	3/20
12/11	at L.A. Chargers	1/1	28	10	35.7	145	1	0	60t	2/18
12/17	at Buffalo	1/1	30	17	56.7	234	2	0	67t	2/17
12/25	GREEN BAY	1/1	25	16	64.0	310	1	3	84t	2/16
01/01	at New England					INACTIVE				
01/08	N.Y. JETS					INACTIVE				
2022 TOTALS		13/13	400	259	64.8	3548	25	8	84t	61/451
DATE	OPPONENT	P/S	ATT	CMP	PCT	YDS	TD	INT	LG	SK/YDS
01/15	at Buffalo*					INACTIVE				

\* AFC Wild Card game

2023 GAME-BY-GAME STATS (MIAMI)

DATE	OPPONENT	P/S	ATT	CMP	PCT	YDS	TD	INT	LG	SK/YDS
09/10	at L.A. Chargers	1/1	45	28	62.2	466	3	1	47	0/0
09/17	at New England	1/1	30	21	70.0	249	1	1	32	1/5
09/24	DENVER	1/1	26	23	88.5	309	4	0	54t	0/0
10/01	at Buffalo	1/1	35	25	71.4	282	1	1	23	4/31
10/08	N.Y. GIANTS	1/1	30	22	73.3	308	2	2	69t	1/6
10/15	CAROLINA	1/1	31	21	67.7	262	3	0	47	0/0
10/22	at Philadelphia	1/1	32	23	71.9	216	1	1	29	3/10
10/29	NEW ENGLAND	1/1	45	30	66.7	324	3	1	42t	2/12
11/05	at Kansas City	1/1	34	21	61.8	193	1	0	31t	3/18
11/19	LAS VEGAS	1/1	39	28	71.8	325	2	1	38t	1/2
11/24	at N.Y. Jets	1/1	30	21	70.0	243	1	2	35	2/15
12/03	at Washington	1/1	24	18	75.0	280	2	0	78t	0/0
12/11	TENNESSEE	1/1	33	23	69.7	240	0	0	25	5/32
12/17	N.Y. JETS	1/1	24	21	87.5	224	1	0	60t	3/15
12/24	DALLAS	1/1	37	24	64.9	293	1	0	50	1/9
12/31	at Baltimore	1/1	38	22	57.9	237	2	2	25	3/16
01/07	BUFFALO	1/1	27	17	63.0	173	1	2	24	0/0
2023 TOTALS		17/17	560	388	69.3	4624	29	14	78t	29/171
DATE	OPPONENT	P/S	ATT	CMP	PCT	YDS	TD	INT	LG	SK/YDS
01/13	at Kansas City*	1/1	39	20	51.3	199	1	1	53t	2/11

\* AFC Wild Card game

2024 GAME-BY-GAME STATS (MIAMI)

DATE	OPPONENT	P/S	ATT	CMP	PCT	YDS	TD	INT	LG	SK/YDS
09/08	JACKSONVILLE	1/1	37	23	62.2	338	1	0	80t	3/19
09/12	BUFFALO	1/1	25	17	68.0	145	1	3	21	1/6
09/22	at Seattle					INJURED RESERVE				
09/30	TENNESSEE					INJURED RESERVE				
10/06	at New England					INJURED RESERVE				
10/20	at Indianapolis					INJURED RESERVE				
10/27	ARIZONA	1/1	38	28	73.7	234	1	0	30	1/7
11/03	at Buffalo	1/1	28	25	89.3	231	2	0	28	1/7
11/11	at L.A. Rams	1/1	28	20	71.4	207	1	1	36	3/36
11/17	LAS VEGAS	1/1	36	28	77.8	288	3	0	57t	2/17
11/24	NEW ENGLAND	1/1	40	29	72.5	317	4	0	29	2/9
11/28	at Green Bay	1/1	46	37	80.4	365	2	0	30	5/29
12/08	N.Y. JETS	1/1	47	33	70.2	331	2	0	21	0/0
12/15	at Houston	1/1	40	29	72.5	196	1	3	21	3/24
12/22	SAN FRANCISCO	1/1	34	22	64.7	215	1	0	24	0/0
12/29	at Cleveland					INACTIVE				
01/05	at N.Y. Jets					INACTIVE				
2024 TOTALS		11/11	399	291	72.9	2867	19	7	80t	21/154



## NFL CAREER

### TRANSACTIONS:

- 3rd-round pick (102nd overall) by Miami in the 2022 NFL Draft.

### CAREER HIGHLIGHTS:

- Played in 44 career games.
- 6 tackles (2 solo).
- 12 special teams tackles (6 solo).
- Appeared in 2 postseason games.

### 2024 (MIAMI):

- Played in 11 games.
- Inactive for 6 games.
- 5 special teams tackles (4 solo).

**AT L.A. RAMS (11/11):** 2 solo special teams tackles.

### 2023 (MIAMI):

- Played in all 17 games.
- 4 tackles (2 solo).
- 4 special teams tackles (1 solo).

**VS. DENVER (9/24):** 1 assisted tackle; 1 assisted special teams tackle.

**AT WASHINGTON (12/3):** 3 tackles (2 solo).

**VS. DALLAS (12/24):** 2 assisted special teams tackles.

### POSTSEASON:

**AFC WILD CARD AT KANSAS CITY (1/13):** 1 assisted special teams tackle.

### 2022 (MIAMI):

- Played in 16 games.
- Inactive for 1 game.
- 2 assisted tackles.
- 1 solo special teams tackle.

**VS. NEW ENGLAND (9/11):** Played but did not record any stats.

- Made his NFL debut.

**AT N.Y. JETS (10/9):** 1 assisted tackle.

**VS. MINNESOTA (10/16):** 1 assisted tackle.

### POSTSEASON:

**AFC WILD CARD AT BUFFALO (1/15):** Played but did not record any stats.

## BEFORE THE NFL

### COLLEGE (GEORGIA):

- 4-year letterman (2018-21).

**CAREER:** Played in 50 games; 108 tackles (54 solo), 12.0 sacks and 1 forced fumble.

**SENIOR (2021):** Played in all 15 games; 67 tackles (35 solo), 5.5 sacks and 1 forced fumble.

- 2nd-team All-SEC.

- His 67 tackles were 3rd on the team.

- Helped his team win the College Football Playoff National Championship.

**JUNIOR (2020):** Played in all 10 games; 15 tackles (12 solo) and 3.0 sacks.

**SOPHOMORE (2019):** Played in 11 games; 9 tackles (4 solo) and 1.5 sacks.

**TRUE FRESHMAN (2018):** Played in all 14 games; 17 tackles (3 solo) and 2.0 sacks.

### HIGH SCHOOL (SPRING VALLEY HS – COLUMBIA, S.C.)

- Also competed in track and field as a thrower.

**SENIOR (2017):** 190 tackles and 9.0 sacks.

- All-American.

- South Carolina Defensive Player of the Year.

- 1st-team all-state.

## OFF THE FIELD

### PERSONAL:

- **MAJOR:** Business management.


## CHANNING TINDALL'S NFL REGULAR SEASON STATS

YEAR	TEAM	GP	GS	TACKLES				SK	YDS	INTERCEPTIONS					FUMBLES	
				TOT	SOLO	ASST				INT	YDS	LG	TD	PD	FF	FR
2022	MIAMI	16	0	2	0	2	0.0	0.0		0	0	-	0	0	0	0
2023	MIAMI	17	0	4	2	2	0.0	0.0		0	0	-	0	0	0	0
2024	MIAMI	11	0	0	0	0	0.0	0.0		0	0	-	0	0	0	0
NFL TOTALS		44	0	6	2	4	0.0	0.0		0	0	-	0	0	0	0

CHANNING TINDALL'S NFL PLAYOFF STATS															
YEAR	TEAM	GP	GS	TACKLES					INTERCEPTIONS					FUMBLES	
				TOT	SOLO	ASST	SK	YDS	INT	YDS	LG	TD	PD	FF	FR
2022	MIAMI	1	0	0	0	0	0.0	0.0	0	0	-	0	0	0	0
2023	MIAMI	1	0	0	0	0	0.0	0.0	0	0	-	0	0	0	0
PLAYOFF TOTALS		2	0	0	0	0	0.0	0.0	0	0	-	0	0	0	0

### ADDITIONAL STATS

**Special Teams Tackles:** 1 in 2022, 6 in 2023, 5 in 2024 for a total for 12 (P-1).



17

JAYLEN  
WADDLE

WIDE RECEIVER // 5-10 // 185 // ALABAMA '21  
ACQUIRED: D1A, '21  
HOMETOWN: HOUSTON, TEXAS // BORN: 11/25/98  
NFL: FOURTH SEASON // DOLPHINS: FOURTH SEASON

NFL CAREER

TRANSACTIONS:

- 1st-round pick (6th overall) by Miami in the 2021 NFL Draft.

CAREER HONORS:

- No. 63 on the NFL Network Top 100 list in 2024.
- No. 44 on the NFL Network Top 100 list in 2023.
- No. 63 on the NFL Network Top 100 list in 2022.
- 2021 Dan Marino Most Valuable Player Award.
- 2021 PFWA All-Rookie Team.

CAREER HIGHLIGHTS:

- Started 62 career games.
- 309 receptions for 4,129 yards (13.4 avg.) and 20 TDs.
- 12 carries for 53 yards (4.3 avg.) and 1 TD.
- 9 kickoff returns for 158 yards (17.6 avg.).
- 5 punt returns for 35 yards (7.0 avg.).
- 10 miscellaneous tackles.
- Started 2 postseason games.
- Holds the Dolphins record for most receiving yards in the 1st 4 years of a career with 4,129:

MOST RECEIVING YARDS IN 1ST 4 SEASONS IN DOLPHINS HISTORY					
PLAYER	YEARS	REC	YDS	TDs	
1. JAYLEN WADDLE	2021-24	309	4,129	20	
2. Jarvis Landry	2014-20	400	4,038	22	
3. Mark Clayton	1983-86	209	3,649	33	
4. Chris Chambers	2001-04	233	3,478	28	
5. Mark Duper	1982-85	157	2,959	21	

- Is the 1st player in Dolphins history to post 3 consecutive 1,000-yard receiving seasons.
- His 1,356 receiving yards in 2022 ranked 7th in the NFL:

MOST RECEIVING YARDS (2022)					
PLAYER	TEAM	REC	YDS	TDs	
1. Justin Jefferson	Min.	128	1,809	8	
2. Tyreek Hill	Mia.	119	1,710	7	
3. Davante Adams	LV	100	1,516	14	
4. A.J. Brown	Phi.	88	1,496	11	
5. Stefon Diggs	Buf.	108	1,429	11	
6. CeeDee Lamb	Dal.	107	1,359	9	
7. JAYLEN WADDLE	MIA.	75	1,356	8	
8. Travis Kelce	KC	110	1,338	12	
9. DeVonta Smith	Phi.	95	1,196	7	
10. Terry McLaurin	Was.	77	1,191	5	

- His 1,356 receiving yards in 2022 are 4th in single-season franchise history:

MOST RECEIVING YARDS IN DOLPHINS HISTORY (SINGLE SEASON)					
PLAYER	YEAR	REC	YDS	TDs	
1. Tyreek Hill	2023	119	1,799	13	
2. Tyreek Hill	2022	119	1,710	7	
3. Mark Clayton	1984	73	1,389	18	
4. JAYLEN WADDLE	2022	75	1,356	8	
5. Mark Duper	1986	67	1,313	11	

- Had 2,371 yards in his 1st 2 NFL seasons, which was 10th-most in NFL history by a player in the 1st 2 years of a career:

MOST RECEIVING YARDS IN 1ST 2 YEARS OF A CAREER					
PLAYER	TEAM	YEARS	REC	YDS	
1. Justin Jefferson	Min.	2020-21	196	3,016	
2. Odell Beckham Jr.	NYG	2014-15	187	2,755	
3. Randy Moss	Min.	1998-99	149	2,726	
4. Ja'Marr Chase	Cin.	2021-22	168	2,501	
5. Jerry Rice	SF	1985-86	135	2,497	
6. Josh Gordon	Cle.	2012-13	137	2,451	
7. Torry Holt	StL	1999-2000	134	2,423	
8. A.J. Green	Cin.	2011-12	162	2,407	
9. Michael Thomas	NO	2016-17	196	2,382	
10. JAYLEN WADDLE	MIA.	2021-22	179	2,371	

- His 104 receptions in 2021 set an NFL rookie record at the time:

MOST RECEPTIONS BY A ROOKIE IN NFL HISTORY					
PLAYER	TEAM	YEAR	REC	YDS	TDs
1. Puka Nacua	LAR	2023	105	1,486	6
2. JAYLEN WADDLE	MIA.	2021	104	1,015	6
3. Anquan Boldin	Ari.	2003	101	1,377	8
4. Michael Thomas	NO	2016	92	1,137	9
5. Odell Beckham Jr.	NYG	2014	91	1,305	12
Saquon Barkley	NYG	2018	91	721	4
Eddie Royal	Den.	2008	91	980	5
8. Terry Glenn	NE	1996	90	1,132	6
Amon-Ra St. Brown	Det.	2021	90	912	5

- His 104 receptions in 2021 set a Dolphins rookie record:

MOST RECEPTIONS BY A DOLPHINS ROOKIE					
PLAYER	YEAR	REC	YDS	TDs	
1. JAYLEN WADDLE	2021	104	1,015	6	
2. Jarvis Landry	2014	84	758	5	
3. Terry Kirby	1993	75	874	3	
4. Jack Clancy	1967	67	868	2	
5. Davone Bess	2008	54	554	1	

- Had the 2nd-most receptions (125) in NFL history in a player's 1st 20 career games:

MOST RECEPTIONS IN FIRST 20 NFL GAMES				
PLAYER	YEAR	TEAM	REC	
1. Odell Beckham Jr.	2014-15	NYG	141	
2. <b>JAYLEN WADDLE</b>	<b>2021-22</b>	<b>MIA.</b>	<b>125</b>	
3. Anquan Boldin	2003-04	Ari.	121	

- His 104 receptions in 2021 are the 5th-most in a season in Dolphins history:

DOLPHINS SINGLE-SEASON RECEPTIONS LEADERS				
PLAYER	YEAR	REC	YDS	TDs
1. Tyreek Hill	2023	119	1,799	13
Tyreek Hill	2022	119	1,710	7
3. Jarvis Landry	2017	112	987	9
4. Jarvis Landry	2015	110	1,157	4
5. <b>JAYLEN WADDLE</b>	<b>2021</b>	<b>104</b>	<b>1,015</b>	<b>6</b>

- His 1,015 receiving yards in 2021 set a Dolphins rookie record.

DOLPHINS ALL-TIME ROOKIE RECEIVING YARDS LEADERS				
PLAYER	YEAR	REC	YDS	TDs
1. <b>JAYLEN WADDLE</b>	<b>2021</b>	<b>104</b>	<b>1,015</b>	<b>6</b>
2. Chris Chambers	2001	48	883	7
3. Terry Kirby	1993	75	874	3
4. Jack Clancy	1967	67	868	2
5. Jarvis Landry	2014	84	758	5

## 2024 (MIAMI):

- Started 15 games.
- Inactive for 2 games.
- 58 receptions for 744 yards (12.8 avg.) and 2 TDs.
- 4 carries for 12 yards (3.0 avg.).
- 2 miscellaneous tackles.

**VS. JACKSONVILLE (9/8):** 5 receptions for 109 yards (21.8 avg.); 1 carry for 3 yards.

**AT BUFFALO (11/3):** 2 receptions for -4 yards (-2.0 avg.) and 1 TD.

- Caught a 7-yard TD pass from QB Tua Tagovailoa to tie the game, 27-27, with 1:38 remaining in the 4th quarter.

**VS. NEW ENGLAND (11/24):** 8 receptions for 144 yards (18.0 avg.) and 1 TD.

- Caught a 23-yard TD pass from QB Tua Tagovailoa to extend Miami's lead to 31-0 with 1:37 remaining in the 3rd quarter.

**VS. N.Y. JETS (12/8):** 9 receptions for 99 yards (11.0 avg.).

### HONORS:

- No. 63 on the NFL Network Top 100 list.

## 2023 (MIAMI):

- Started 14 games.
- Inactive for 3 games.
- 72 receptions for 1,014 yards (14.1 avg.) and 4 TDs.
- 3 carries for 12 yards (4.0 avg.).
- 3 miscellaneous tackles.

**VS. NEW ENGLAND (10/29):** 7 receptions for 121 yards (17.3 avg.) and 1 TD.

- Caught a 31-yard TD pass from QB Tua Tagovailoa to extend Miami's lead to 31-17 with 2:43 left in the game.

**AT N.Y. JETS (11/24):** 8 receptions for 114 yards (14.3 avg.).

**VS. N.Y. JETS (12/17):** 8 receptions for 142 yards (17.8 avg.) and 1 TD.

- Caught a 60-yard TD pass from QB Tua Tagovailoa with 7:42 remaining in the 2nd quarter to extend Miami's lead to 17-0.

**VS. DALLAS (12/24):** 1 reception for 50 yards (50.0 avg.); 1 carry for 2 yards (2.0 avg.).

- Became the 1st player in team history to post 3 consecutive 1,000-yard receiving seasons.

### POSTSEASON:

**AFC WILD CARD AT KANSAS CITY (1/13):** 2 receptions for 31 yards (15.5 avg.); 1 carry for 9 yards (9.0 avg.).

### HONORS:

- No. 44 on the NFL Network Top 100 list.

## 2022 (MIAMI):

- Started all 17 games.
- 75 receptions for 1,356 yards (18.1 avg.) and 8 TDs.
- 3 carries for 26 yards (8.7 avg.).
- 1 miscellaneous tackle.

**VS. NEW ENGLAND (9/11):** 4 receptions for 69 yards (17.3 avg.) and 1 TD; 1 carry for 8 yards.

- Caught a 42-yard TD pass from QB Tua Tagovailoa with 18 seconds remaining in the 1st half on a 4th-and-7 snap.

**AT BALTIMORE (9/18):** 11 receptions for 171 yards (15.5 avg.) and 2 TDs.

- Caught a 7-yard TD pass from QB Tua Tagovailoa with 14 seconds remaining to cap a 21-point come-from-behind victory.
- Had a 59-yard reception from Tagovailoa in the 2nd quarter.
- Also grabbed a 6-yard TD pass from Tagovailoa in the 2nd quarter.
- It was his 4th career double-digit reception game in just his 18th career NFL contest.
- Joined WR Tyreek Hill as the only NFL teammates during the Super Bowl era to total at least 170 receiving yards and 2 receiving TDs in the same game.

**VS. BUFFALO (9/25):** 4 receptions for 102 yards (25.5 avg.); 1 carry for 9 yards.

- Caught passes of 32 and 45 yards on the same possession that proved to be the game-winning TD drive in the 4th quarter.
- Became the 1st Dolphins player to record back-to-back 100-yard receiving games since WR DeVante Parker did so on Dec. 22, 2019 vs. Cincinnati (111) and Dec. 29, 2019 at New England (137).

**AT DETROIT (10/30):** 8 receptions for 106 yards (13.3 avg.) and 2 TDs.

- Caught TD passes of 5 and 29 yards from QB Tua Tagovailoa in the 1st half.
- Marked his 3rd consecutive game with at least 85 receiving yards.
- It was the 3rd multi-TD game of his career.

**VS. GREEN BAY (12/25):** 5 receptions for 143 yards (28.6) and 1 TD.

- Caught an 84-yard TD pass from QB Tua Tagovailoa in the 1st quarter.
- Posted his 6th 100-yard receiving game of the season.

## POSTSEASON:

**AFC WILD CARD AT BUFFALO (1/15):** 3 receptions for 44 yards (14.7 avg.); 1 carry for 8 yards.

## HONORS:

- No. 63 on the NFL Network Top 100 list.

## 2021 (MIAMI):

- Started 16 games.
- Missed 1 game on the Reserve/COVID-19 list.
- 104 receptions for 1,015 yards (9.8 avg.) and 6 TDs.
- 2 carries for 3 yards (1.5 avg.) and 1 TD.
- 9 kickoff returns for 158 yards (17.6 avg.).
- 5 punt returns for 35 yards (7.0 avg.).
- 4 miscellaneous tackles.

**AT NEW ENGLAND (9/12):** 4 receptions for 61 yards (15.3 avg.) and 1 TD.

- Caught a 3-yard TD pass from QB Tua Tagovailoa in the 3rd quarter to give Miami a 17-10 lead.
- It was his 1st career TD.
- Made his NFL debut.

**AT LAS VEGAS (9/26):** 12 receptions for 58 yards (4.8 avg.).

- His 12 receptions set a Dolphins rookie record.

**AT JACKSONVILLE IN LONDON (10/17):** 10 receptions for 70 yards (7.0 avg.) and 2 TDs.

- Caught a 6-yard TD pass from QB Tua Tagovailoa in the 1st quarter.
- Caught a 2-yard TD pass from QB Tua Tagovailoa in the 4th quarter.
- Became the 1st rookie in Dolphins history to have multiple 10+ reception games.
- Became the 5th rookie in Dolphins history to catch multiple TDs in a game.

**VS. CAROLINA (11/28):** 9 receptions for 137 yards (15.2 avg.) and 1 TD; 1 punt return for 7 yards.

- Caught a 9-yard TD pass from QB Tua Tagovailoa in the 2nd quarter to give Miami a 14-7 lead.
- It was his 1st career 100-yard receiving game.

**VS. N.Y. GIANTS (12/5):** 9 receptions for 90 yards (10.0 avg.); 2 kickoff returns for 32 yards (16.0 avg.); 1 punt return for 7 yards.

- Broke the team record for receptions in a season by a rookie (86).

**AT NEW ORLEANS (12/27):** 10 receptions for 92 yards (9.2 avg.) and 1 TD.

- Caught a 1-yard TD pass from QB Tua Tagovailoa in the 3rd quarter to extend Miami's lead to 17-3.
- Became the 2nd rookie in NFL history to have 3+ games with 10+ receptions (Odell Beckham Jr.).
- His 10 receptions matched HOF WR Jerry Rice's record for most receptions by an NFL rookie on Monday Night Football.

**VS. NEW ENGLAND (1/9):** 5 receptions for 27 yards (5.4 avg.) and 1 TD.

- Caught a 7-yard TD pass from QB Tua Tagovailoa in the 1st quarter to give Miami a 7-0 lead.
- Broke the NFL record for receptions in a season by a rookie (104).

## HONORS:

- Dan Marino Most Valuable Player Award.
- Became the 1st Dolphins rookie to win the team MVP award since Zach Thomas in 1996.
- PFWA All-Rookie Team.

## BEFORE THE NFL

### COLLEGE (ALABAMA):

- 3-year letterman (2018-20).

**CAREER:** Played in 34 games with 9 starts; 106 receptions for 1,999 yards (18.9 avg.) and 17 TDs; 4 carries for 17 yards (4.3 avg.); 9 kickoff returns for 214 yards (23.8 avg.) and 1 TD; 38 punt returns for 733 yards (19.3 avg.) and 2 TDs.

- 2nd-team All-SEC return specialist.
- His 18.9 yards per catch ranked 2nd in school history (min. 100 rec.).
- His 733 career punt return yards ranked 6th in school history.

**JUNIOR (2020):** Played in 6 games with 3 starts; 28 receptions for 591 yards (21.1 avg.) and 4 TDs; 3 carries for 12 yards (4.0 avg.); 4 kickoff returns for 39 yards (9.8 avg.); 2 punt returns for 13 yards (6.5 avg.).

**SOPHOMORE (2019):** Played in all 13 games with 3 starts; 33 receptions for 560 yards (17.0 avg.) and 6 TDs; 1 carry for 5 yards; 5 kickoff returns for 175 yards (35.0 avg.) and 1 TD; 20 punt returns for 487 yards (24.4 avg.) and 1 TD.

- 1st-team All-American.
- 1st-team All-SEC as a return specialist.
- SEC Special Teams Player of the Year.
- His 24.4 punt return average ranked 1st in the nation.

**TRUE FRESHMAN (2018):** Played in all 15 games with 3 starts; 45 receptions for 848 yards (18.8 avg.) and 7 TDs; 16 punt returns for 233 yards (14.6 avg.) and 1 TD.

- Freshman All-American.
- SEC Freshman of the Year.
- SEC All-Freshman Team.

### HIGH SCHOOL (EPISCOPAL HS – BELLAIRE, TEXAS)

- Also ran track and played basketball.

### SENIOR (2017):

- 1st-team All-American.

## OFF THE FIELD

### COMMUNITY:

#### 2024:

- Along with teammates Terron Armstead and Calais Campbell, co-hosted and funded a holiday shopping event for local youth from Big Brothers Big Sisters, S.E.E.K Foundation and other South Florida nonprofit community partners.

#### 2022:

- Partnered with the Boys & Girls Club of Broward County to adopt a family for the holidays.

#### 2021:

- Along with fellow Dolphins rookies, teamed up with Neighbors4Neighbors to provide South Florida families with holiday gifts.
- As part of Operation Hope, teamed up with Truist to provide a holiday shopping spree for a South Florida family.

### PERSONAL:

- **MAJOR:** Criminal justice.

JAYLEN WADDLE'S NFL REGULAR SEASON STATS													
YEAR	TEAM			RECEIVING					RUSHING				
		GP	GS	REC	YDS	AVG	LG	TD	ATT	YDS	AVG	LG	TD
2021	MIAMI	16	16	104	1015	9.8	57	6	2	3	1.5	2	1
2022	MIAMI	17	17	75	1356	18.1	84t	8	3	26	8.7	9	0
2023	MIAMI	14	14	72	1014	14.1	60t	4	3	12	4.0	12	0
2024	MIAMI	15	15	58	744	12.8	63	2	4	12	3.0	6	0
NFL TOTALS		62	62	309	4129	13.4	84t	20	12	53	4.4	12	1

JAYLEN WADDLE'S NFL REGULAR SEASON RETURNING STATS													
YEAR	TEAM	KICKOFF RETURN						PUNT RETURN					
		KR	YDS	AVG	LG	TD		PR	FC	YDS	AVG	LG	TD
2021	MIAMI	9	158	17.6	25	0		5	3	35	7.0	15	0
	NFL TOTALS	9	158	17.6	25	0		5	3	35	7.0	15	0

JAYLEN WADDLE'S NFL PLAYOFF STATS													
YEAR	TEAM	GP	GS	RECEIVING					RUSHING				
				REC	YDS	AVG	LG	TD	ATT	YDS	AVG	LG	TD
2022	MIAMI	1	1	3	44	14.7	25	0	1	8	8.0	8	0
2023	MIAMI	1	1	2	31	15.5	17	0	1	9	9.0	9	0
PLAYOFF TOTALS		2	2	5	75	15.0	25	0	2	17	8.5	9	0

### ADDITIONAL STATS

Miscellaneous Tackles: 4 in 2021, 1 in 2022, 3 in 2023, 2 in 2024 for total of 10.

2-Point Conversions: 2 receptions in 2024.

### SINGLE-GAME CAREER HIGHS

Receptions: 12 at Las Vegas, 9/26/21

Receiving Yards: 171 at Baltimore, 9/18/22

Longest Reception: 84t vs. Green Bay, 12/25/22

Receiving TDs: 2 3 times, last: at Detroit, 10/30/22

100-YARD RECEIVING GAMES (12)						
DATE	OPPONENT	REC	YDS	AVG	LG	TD
11/28/21	CAROLINA	9	137	15.2	57	1
9/18/22	at Baltimore	11	171	15.5	59	2
9/25/22	BUFFALO	4	102	25.5	45	0
10/16/22	MINNESOTA	6	129	21.5	49	0
10/30/22	at Detroit	8	106	13.3	29t	2
12/17/22	at Buffalo	3	114	38.0	67t	1
12/25/22	GREEN BAY	5	143	28.6	84t	1
10/29/23	NEW ENGLAND	7	121	17.3	31t	1
11/24/23	at N.Y. Jets	8	114	14.3	32	0
12/17/23	N.Y. JETS	8	142	17.8	60t	1
9/8/24	JACKSONVILLE	5	109	21.8	63	0
11/24/24	NEW ENGLAND	8	144	18.0	29	1

2021 GAME-BY-GAME STATS (MIAMI)								
DATE	OPPONENT	P/S	REC	YDS	AVG	LG	TD	
09/12	at New England	1/1	4	61	15.3	36	1	
09/19	BUFFALO	1/1	6	48	8.0	14	0	
09/26	at Las Vegas	1/1	12	58	4.8	9	0	
10/03	INDIANAPOLIS	1/1	3	33	11.0	18	0	
10/10	at Tampa Bay	1/1	2	31	15.5	21	0	
10/17	at Jacksonville	1/1	10	70	7.0	14	2	
10/24	ATLANTA	1/1	7	83	11.9	19	0	
10/31	at Buffalo	1/1	4	29	7.3	12	0	
11/07	HOUSTON	1/1	8	83	10.4	17	0	
11/11	BALTIMORE	1/1	4	61	15.3	35	0	
11/21	at N.Y. Jets	1/1	8	65	8.1	15	0	
11/28	CAROLINA	1/1	9	137	15.2	57	1	
12/05	N.Y. GIANTS	1/1	9	90	10.0	25	0	
12/19	N.Y. JETS		RESERVE/COVID-19					
12/27	at New Orleans	1/1	10	92	9.2	24	1	
01/02	at Tennessee	1/1	3	47	15.7	45	0	
01/09	NEW ENGLAND	1/1	5	27	5.4	9	1	
2021 TOTALS		16/16	104	1015	9.8	57	6	

2022 GAME-BY-GAME STATS (MIAMI)									
DATE	OPPONENT	P/S	REC	YDS	AVG	LG	TD		
09/11	NEW ENGLAND	1/1	4	69	17.3	42t	1		
09/18	at Baltimore	1/1	11	171	15.5	59	2		
09/25	BUFFALO	1/1	4	102	25.5	45	0		
09/29	at Cincinnati	1/1	2	39	19.5	20	0		
10/09	at N.Y. Jets	1/1	3	23	7.7	11	0		
10/16	MINNESOTA	1/1	6	129	21.5	49	0		
10/23	PITTSBURGH	1/1	4	88	22.0	25	0		
10/30	at Detroit	1/1	8	106	13.3	29t	2		
11/06	at Chicago	1/1	5	85	17.0	26	1		
11/13	CLEVELAND	1/1	4	66	16.5	29	0		
11/27	HOUSTON	1/1	5	85	17.0	34	0		
12/04	at San Francisco	1/1	1	9	9.0	9	0		
12/11	at L.A. Chargers	1/1	2	31	15.5	19	0		
12/17	at Buffalo	1/1	3	114	38.0	67t	1		
12/25	GREEN BAY	1/1	5	143	28.6	84t	1		
01/01	at New England	1/1	3	52	17.3	23	0		
01/08	N.Y. JETS	1/1	5	44	8.8	15	0		
2022 TOTALS		17/17	75	1356	18.1	84t	8		
DATE	OPPONENT	P/S	REC	YDS	AVG	LG	TD		
01/15	at Buffalo*	1/1	3	44	14.7	25	0		


\* AFC Wild Card game

2023 GAME-BY-GAME STATS (MIAMI)									
DATE	OPPONENT	P/S	REC	YDS	AVG	LG	TD		
09/10	at L.A. Chargers	1/1	4	78	19.5	35	0		
09/17	at New England	1/1	4	86	21.5	32	0		
09/24	DENVER		INACTIVE						
10/01	at Buffalo	1/1	4	46	11.5	17	0		
10/08	N.Y. GIANTS	1/1	5	35	7.0	20	1		
10/15	CAROLINA	1/1	7	51	7.3	17	1		
10/22	at Philadelphia	1/1	6	63	10.5	16	0		
10/29	NEW ENGLAND	1/1	7	121	17.3	31t	1		
11/05	at Kansas City	1/1	3	42	14.0	15	0		
11/19	LAS VEGAS	1/1	4	55	13.8	19	0		
11/24	at N.Y. Jets	1/1	8	114	14.3	32	0		
12/03	at Washington	1/1	5	52	10.4	16	0		
12/11	TENNESSEE	1/1	6	79	13.2	16	0		
12/17	N.Y. JETS	1/1	8	142	17.8	60t	1		
12/24	DALLAS	1/1	1	50	50.0	50	0		
12/31	at Baltimore		INACTIVE						
01/07	BUFFALO		INACTIVE						
2023 TOTALS		14/14	72	1014	14.1	60t	4		
DATE	OPPONENT	P/S	REC	YDS	AVG	LG	TD		
01/13	at Kansas City*	1/1	2	31	15.5	17	0		

\* AFC Wild Card game

2024 GAME-BY-GAME STATS (MIAMI)

DATE	OPPONENT	P/S	REC	YDS	AVG	LG	TD
09/08	JACKSONVILLE	1/1	5	109	21.3	63	0
09/12	BUFFALO	1/1	4	41	10.3	21	0
09/22	at Seattle	1/1	4	26	6.5	10	0
09/30	TENNESSEE	1/1	4	36	9.0	18	0
10/06	at New England	1/1	4	46	11.5	20	0
10/20	at Indianapolis	1/1	1	11	11.0	11	0
10/27	ARIZONA	1/1	4	45	11.3	20	0
11/03	at Buffalo	1/1	2	-4	-2.0	12	1
11/11	at L.A. Rams	1/1	3	57	19.0	36	0
11/17	LAS VEGAS	1/1	2	37	18.5	24	0
11/24	NEW ENGLAND	1/1	8	144	18.0	29	1
11/28	at Green Bay	1/1	4	53	13.3	16	0
12/08	N.Y. JETS	1/1	9	99	11.0	20	0
12/15	at Houston	1/1	0	0	0.0	-	0
12/22	SAN FRANCISCO		INACTIVE				
12/29	at Cleveland		INACTIVE				
01/05	at N.Y. Jets	1/1	4	44	11.0	23	0
2024 TOTALS		15/15	58	744	12.8	63	2



6

ANTHONY  
WALKER JR.

LINEBACKER // 6-1 // 235 // NORTHWESTERN '17

ACQUIRED: UFA, '24 (CLE.)

HOMETOWN: MIAMI, FLA. // BORN: 8/8/95

NFL: EIGHTH SEASON // DOLPHINS: FIRST SEASON



2022, 2023

## NFL CAREER

## TRANSACTIONS:

- Signed by Miami on March 13, 2024.
- Signed by Cleveland on March 19, 2021.
- 5th-round pick (161st overall) by Indianapolis in the 2017 NFL Draft.

## CAREER HONORS:

- 2023 Ed Block Courage Award (Cleveland recipient).
- 2023 Walter Payton NFL Man of the Year nominee (Cleveland).

## CAREER HIGHLIGHTS:

- Played in 99 career games with 83 starts.
- 571 tackles (353 solo), 5.5 sacks, 4 interceptions, 21 passes defended, 2 forced fumbles and 4 fumble recoveries.
- 10 special team tackles (9 solo).
- Started 3 postseason games with Indianapolis.
- Is a two-time team captain (2022-23).

## 2024 (MIAMI):

- Played in 14 games with 8 starts.
- Inactive for 3 games.
- 66 tackles (33 solo), 1.0 sack, 1 interception and 2 passes defended.
- 2 special teams tackles (1 solo).

**VS. JACKSONVILLE (9/8):** Played but did not record any stats.

- Made his Dolphins debut.

**VS. TENNESSEE (9/30):** 8 tackles (3 solo); 1 assisted special teams tackle.

**AT L.A. RAMS (11/11):** 9 tackles (3 solo), 1 interception and 1 pass defended.

- Intercepted QB Matthew Stafford on 3rd-and-7 and returned it 5 yards to the Miami 46-yard line with 1:09 remaining in the 1st quarter.

**VS. LAS VEGAS (11/17):** 10 tackles (6 solo).

**AT HOUSTON (12/15):** 7 tackles (4 solo) and 1.0 sack.

- Sacked QB C.J. Stroud on 1st-and-5 with 7 seconds remaining in the 2nd quarter.

## 2023 (CLEVELAND):

- Started 12 games.
- Inactive for 4 games

- Missed the last game of the season after being placed on injured reserve on Jan. 5.
- 42 tackles (21 solo), 4 passes defended, 2 fumble recoveries and 1 forced fumble.
- 2 solo special teams tackles.
- Served as team captain.

**VS. BALTIMORE (10/1):** 8 tackles (5 solo).

**AT INDIANAPOLIS (10/22):** 8 tackles (2 solo), 1 pass defended.

**VS. JACKSONVILLE (12/10):** 5 tackles (3 solo), 1 forced fumble and 1 fumble recovery.

- Forced a WR Parker Washington fumble which he recovered at the Jacksonville 22-yard line, setting up a Browns TD on their 1st possession of the 3rd quarter.

## HONORS:

- Ed Block Courage Award (Cleveland recipient).
- Walter Payton NFL Man of the Year nominee (Cleveland).

## 2022 (CLEVELAND):

- Started 3 games.
- Missed the rest of the season after being placed on injured reserve on Sept. 23.
- 13 tackles (6 solo) and 4 passes defended.
- Served as team captain.

**VS. N.Y. JETS (9/18):** 4 tackles (3 solo) and 2 passes defended.

**VS. PITTSBURGH (9/22):** 6 tackles (2 solo).

## 2021 (CLEVELAND):

- Played in 13 games with 12 starts.
- Missed 3 games after being placed on injured reserve on Sept. 17.
- Missed 1 game on the Reserve/COVID-19 list.
- 113 tackles (69 solo), 1.0 sack and 2 passes defended.

**AT KANSAS CITY (9/12):** 10 tackles (8 solo).

**VS. ARIZONA (10/17):** 9 tackles (6 solo) and 1 pass defended.

**AT CINCINNATI (11/7):** 14 tackles (12 solo) and 1.0 sack.

- Sacked QB Joe Burrow for a loss of 5 yards to force a 3rd-and-long in the 3rd quarter.

## 2020 (INDIANAPOLIS):

- Started in all 16 games.
- 91 tackles (64 solo), 1 interception, 5 passes

defensed and 1 fumble recovery.

- 1 solo special teams tackle.

**AT CHICAGO (10/4):** 11 tackles (9 solo).

**AT CLEVELAND (10/11):** 7 tackles (5 solo), 1 interception and 2 passes defensed.

- Intercepted QB Baker Mayfield's pass and returned it for 11 yards in the 4th quarter.

**AT HOUSTON (12/6):** 10 tackles (6 solo), 1 pass defensed and 1 fumble recovery.

- Recovered a QB Deshaun Watson goal line fumble, securing Cleveland's victory with 1:28 remaining in the game.

#### POSTSEASON:

**AFC WILD CARD AT BUFFALO (1/9):** Played but did not record any stats.

### 2019 (INDIANAPOLIS):

- Started all 16 games.
- 123 tackles (83 solo), 2.5 sacks, 1 interception, 1 forced fumble and 2 passes defensed.
- 1 solo special teams tackle.

**VS. OAKLAND (9/29):** 9 tackles (7 solo) and 1.0 sack.

- Sacked QB Derek Carr on 2nd-and-8 with 3:58 remaining in the 3rd quarter.

**VS. TENNESSEE (12/1):** 11 tackles (8 solo), 0.5 sack and 1 forced fumble.

- Split a sack of QB Ryan Tannehill with DE Denico Autry for a loss of 6 yards on 3rd-and-6, forcing Tennessee to punt.
- Forced RB Derrick Henry to fumble on the opening play of the game, which was recovered by S Malik Hooker who returned it 3 yards to the Tennessee 39-yard line.

**VS. CAROLINA (12/22):** 10 tackles (8 solo), 1.0 sack, 1 interception and 1 pass defensed.

- Sacked QB Will Grier on 3rd-and-3 with 13:05 remaining in the 2nd quarter.
- Intercepted a pass from QB Will Grier with 3:20 remaining in the 2nd quarter.

**AT JACKSONVILLE (12/29):** 17 tackles (12 solo).

### 2018 (INDIANAPOLIS):

- Started all 16 games.
- 104 tackles (68 solo), 1.0 sack, 1 interception, 4 passes defensed and 1 fumble recovery.
- 1 solo special teams tackle.

**VS. PHILADELPHIA (9/23):** 9 tackles (7 solo) and 1 interception.

- Intercepted a pass from QB Carson Wentz and returned it for 11 yards to the Philadelphia 17-yard line with 9:41 remaining in the 3rd quarter.

**VS. HOUSTON (9/30):** 10 tackles (9 solo) and 1.0 sack.

- Sacked QB Deshaun Watson for a loss of 6 yards on 2nd-and-12 in the 2nd quarter.

**AT HOUSTON (12/9):** 11 tackles (7 solo) and 1 pass defensed.

### 2017 (INDIANAPOLIS):

- Played in 10 games with 2 starts.
- 19 tackles (8 solo).
- 3 solo special teams tackles.

**AT L.A. RAMS (9/10):** Played but did not record any stats.

- Made his NFL debut.

**AT BALTIMORE (12/23):** 9 tackles (6 solo).

- Made his first career start.

## BEFORE THE NFL

### COLLEGE (NORTHWESTERN):

**CAREER:** Played in 38 games with 33 starts; 278 tackles (155 solo), 7.5 sacks, 4 interceptions, 16 passes defensed, 6 forced fumbles and 6 fumble recoveries; 1 interception return for a TD.

**JUNIOR (2016):** Started all 13 games; 105 tackles (62 solo), 2.0 sacks, 1 interception, 6 passes defensed, 4 forced fumbles and 2 fumble recoveries.

- 3rd-team All-Big Ten.

**SOPHOMORE (2015):** Started all 13 games; 122 tackles (64 solo), 4.0 sacks, 1 interception, 5 passes defensed, 3 fumble recoveries and 1 forced fumble.

- 3rd-team All-American.

- Consensus 1st-team All-Big Ten.

**REDSHIRT FRESHMAN (2014):** Played in 12 games with 7 starts; 51 tackles (29 solo), 1.5 sacks, 2 interceptions, 5 passes defensed, 1 forced fumble and 1 fumble recovery; 1 interception return for a TD.

- Redshirted in 2013.

### HIGH SCHOOL (MONSIGNOR EDWARD PACE HS – MIAMI, FLA.)

- Played linebacker, wide receiver and defensive back.
- Recorded 200 career tackles, 8 interceptions, 5 forced fumbles and 6 fumble recoveries, as well as 4 receiving TDs.

## OFF THE FIELD

### COMMUNITY:

- Donated \$5,000 to his high school's football program during his jersey retirement ceremony in 2019.

### 2024:

- Joined his father, Anthony Walker Sr., the head coach of the football team at his high school alma mater, Monsignor Edward Pace High School. Walker Jr. served as a volunteer coach throughout the summer program and regular season as the team made a run at the FHSAA playoffs, mentoring the students on the field and assisting on both sides of the ball.
- In August, donated computers and book bags for the grand opening of a Miami Gardens church school.
- Partnered with the Lids Foundation and Shoes That Fit – a nonprofit organization dedicated to providing new shoes to low-income children – to gift more than 500 students at Norland Elementary School with new shoes for the holidays.

### PERSONAL:

- **MAJOR:** Learning and organizational change.
- Spent a month as an intern for the Miami Heat following his rookie year.

ANTHONY WALKER JR.'S NFL REGULAR SEASON STATS															
YEAR	TEAM	GP	GS	TACKLES					INTERCEPTIONS					FUMBLES	
				TOT	SOLO	ASST	SK	YDS	INT	YDS	LG	TD	PD	FF	FR
2017	INDIANAPOLIS	10	2	19	8	11	0.0	0.0	0	0	-	0	0	0	0
2018	INDIANAPOLIS	15	14	104	68	36	1.0	6.0	1	11	11	0	4	0	1
2019	INDIANAPOLIS	16	16	123	83	40	2.5	3.0	1	0	0	0	2	1	0
2020	INDIANAPOLIS	16	16	91	64	27	0.0	0.0	1	11	11	0	5	0	1
2021	CLEVELAND	13	12	113	69	44	1.0	5.0	0	0	-	0	2	0	0
2022	CLEVELAND	3	3	13	7	6	0.0	0.0	0	0	-	0	2	0	0
2023	CLEVELAND	12	12	42	21	21	0.0	0.0	0	0	-	0	4	1	2
2024	MIAMI	14	8	66	33	33	1.0	0.0	1	5	5	0	2	0	0
NFL TOTALS		99	83	571	353	218	5.5	14.0	4	27	11	0	21	2	4

ANTHONY WALKER JR.'S NFL PLAYOFF STATS															
YEAR	TEAM	GP	GS	TACKLES					INTERCEPTIONS					FUMBLES	
				TOT	SOLO	ASST	SK	YDS	INT	YDS	LG	TD	PD	FF	FR
2018	INDIANAPOLIS	2	2	12	7	5	0.0	0.0	0	0	-	0	0	0	0
2020	INDIANAPOLIS	1	1	0	0	0	0.0	0.0	0	0	-	0	0	0	0
PLAYOFF TOTALS		3	3	12	7	5	0.0	0.0	0	0	-	0	0	0	0

### ADDITIONAL STATS

**Special Teams Tackles:** (Indianapolis) 3 in 2017, 1 in 2018, 1 in 2019, 1 in 2020, (Cleveland) 2 in 2023, (Miami) 2 in 2024 for a total of 10.

### SINGLE-GAME CAREER HIGHS

- Tackles:** 17 at Jacksonville, 12/29/19
- Sacks:** 1.0 5 times, last: at Houston, 12/15/24
- Interceptions:** 1 4 times, last: at L.A. Rams, 11/11/24
- Passes Defensed:** 2 Twice, last: vs. N.Y. Jets, 9/18/22
- Forced Fumbles:** 1 Twice, last: vs. Jacksonville, 12/10/23
- Fumble Recoveries:** 1 4 times, last: vs. Jacksonville, 12/10/23



83

MALIK

WASHINGTON

WIDE RECEIVER // 5-9 // 191 // VIRGINIA '24

ACQUIRED: D6, '24

HOMETOWN: LAWRENCEVILLE, GA. // BORN: 1/4/01

NFL: ROOKIE SEASON // DOLPHINS: ROOKIE SEASON

NFL CAREER

TRANSACTIONS:

- 6th-round pick (184th overall) by Miami in the 2024 NFL Draft.

CAREER HIGHLIGHTS:

- Played in 14 career games with 3 starts.
- 26 receptions for 223 yards (8.6 avg.).
- 5 carries for 25 yards (5.0 avg.) and 1 TD.
- 14 kickoff returns for 430 yards (30.7 avg.).
- 18 punt returns for 134 yards (7.4 avg.).
- 1 miscellaneous tackle.
- His 30.7 kickoff return average in 2024 was the 2nd-best in franchise history (min. 14 returns)

HIGHEST KICKOFF RETURN AVERAGE IN DOLPHINS HISTORY					
(min. 14 returns)					
PLAYER	YEAR	KR	YDS	AVG	
1. Duriel Harris	1976	17	559	32.9	
2. MALIK WASHINGTON	2024	14	430	30.7	
3. Jakeem Grant Sr.	2018	18	535	29.7	
4. Gary Davis	1977	14	414	29.6	
5. Mercury Morris	1970	28	812	29.0	

2024 (MIAMI):

- Played in 14 games with 3 starts.
- Inactive for 3 games.
- 26 receptions for 223 yards (8.6 avg.).
- 5 carries for 25 yards (5.0 avg.) and 1 TD.
- 14 kickoff returns for 430 yards (30.7 avg.).
- 18 punt returns for 134 yards (7.4 avg.).
- 1 miscellaneous tackle.

AT L.A. RAMS (11/11): 1 reception for 17 yards; 1 carry for 18 yards and 1 TD; 3 punt returns for 21 yards (7.0 avg.).

- Made his 1st career start.
- Scored on an 18-yard TD run on Miami's opening possession.
- It was the 1st TD of his career.

VS. N.Y. JETS (12/8): 3 kickoff returns for 95 yards (31.7 avg.); 1 punt return for 10 yards.

- Returned a kickoff 45 yards in the final minute of regulation, leading to a game-tying 52-yard field goal from Jason Sanders.

AT HOUSTON (12/15): 5 receptions for 52 yards (10.4 avg.); 3 kickoff returns for 73 yards (24.3 avg.); 2 punt returns for 24 yards (12.0 avg.).

AT N.Y. JETS (1/5): 4 receptions for 48 yards (12.0 avg.); 3 kickoff returns for 122 yards (40.7 avg.).

BEFORE THE NFL

COLLEGE (VIRGINIA):

- 2-year starter (2022-23)
- Transferred to Virginia from Northwestern as a graduate transfer following his senior season (2022).

CAREER (AT VIRGINIA): Played in 12 games with 11 starts; 110 receptions for 1,426 yards (13.0 avg.) and 9 TDs; 3 carries for 7 yards (2.3 avg.).

GRAD (2023 AT VIRGINIA): Played in 12 games with 11 starts; 110 receptions for 1,426 yards (13.0 avg.) and 9 TDs; 3 carries for 7 yards (2.3 avg.).

- 1st-team All-ACC.
- 2nd-team All-American.
- Served as team captain.
- Led the FBS with 10 games of 100+ receiving yards.
- His 110 receptions broke single-season records for both UVA and the ACC, and his 1,426 receiving yards set a single-season record at Virginia.

SENIOR (2022 AT NORTHWESTERN): Started all 12 games; 65 receptions for 694 yards (10.7 avg.) and 1 TD; 9 carries for 12 yards (1.3 avg.).

JUNIOR (2021 AT NORTHWESTERN): Played in all 12 games with 7 starts; 44 receptions for 578 yards (13.1 avg.) and 2 TDs.

SOPHOMORE (2020 AT NORTHWESTERN): Played in 5 games; 5 receptions for 51 yards (10.2 avg.); 1 carry for 8 yards (8.0 avg.).

FRESHMAN (2019 AT NORTHWESTERN): Played in 11 games with 1 start; 6 receptions for 25 yards (4.2 avg.).

HIGH SCHOOL (PARKVIEW HS – LILBURN, GA.)

- Also lettered in track and field.
- Claimed a state and national championship in the 4x100 relay in 2017.

SENIOR (2018): 55 receptions for 792 yards (14.4 avg.) and 5 TDs; 43 carries for 287 yards (6.7 avg.) and 9 TDs; 5-of-10 passing (50.0 pct.) for 38 yards and 1 TD.

OFF THE FIELD

PERSONAL:

- MASTER'S DEGREE: Higher education.
- MAJOR: Psychology with a certificate in organizational leadership.

MALIK WASHINGTON'S NFL REGULAR SEASON STATS													
YEAR	TEAM	GP	GS	RECEIVING					RUSHING				
				REC	YDS	AVG	LG	TD	ATT	YDS	AVG	LG	TD
2024	MIAMI	14	3	26	223	8.6	20	0	5	25	5.0	18t	1
	NFL TOTALS	14	3	26	223	8.6	20	0	5	25	5.0	18t	1

MALIK WASHINGTON'S NFL REGULAR SEASON RETURNING STATS													
YEAR	TEAM	KICKOFF RETURN						PUNT RETURN					
		KR	YDS	AVG	LG	TD		PR	FC	YDS	AVG	LG	TD
2024	MIAMI	14	430	30.7	67	0		18	3	134	7.4	19	0
NFL TOTALS		14	430	30.7	67	0		18	3	134	7.4	19	0

ADDITIONAL STATS
Miscellaneous Tackles: 1 in 2024.

SINGLE-GAME CAREER HIGHS		
Receptions:	5	at Houston, 12/15/24
Receiving Yards:	52	at Houston, 12/15/24
Longest Reception:	20	Twice, last: at N.Y. Jets, 1/5/25
Rushes:	1	5 times, last: at Cleveland, 12/29/24
Rushing Yards:	18	at L.A. Rams, 11/11/24
Longest Rush:	18t	at L.A. Rams, 11/11/24
Rushing TDs:	1	at L.A. Rams, 11/11/24
Kickoff Returns:	4	at Green Bay, 11/28/24
Kickoff Return Yards:	122	at N.Y. Jets, 1/5/25
Longest Kickoff Return:	67	at N.Y. Jets, 1/5/25
Punt Returns:	3	at L.A. Rams, 11/11/24
Punt Return Yards:	25	vs. Arizona, 10/27/24
Longest Punt Return:	19	vs. Arizona, 10/27/24

2024 GAME-BY-GAME STATS (MIAMI)								
DATE	OPPONENT	P/S	REC	YDS	AVG	LG	TD	
09/08	JACKSONVILLE		INACTIVE					
09/12	BUFFALO		INACTIVE					
09/22	at Seattle		INACTIVE					
09/30	TENNESSEE	1/0	1	8	8.0	8	0	
10/06	at New England	1/0	0	0	0.0	-	0	
10/20	at Indianapolis	1/0	2	9	4.5	7	0	
10/27	ARIZONA	1/0	0	0	0.0	-	0	
11/03	at Buffalo	1/0	0	0	0.0	-	0	
11/11	at L.A. Rams	1/1	1	17	17.0	17	0	
11/17	LAS VEGAS	1/0	3	11	3.7	9	0	
11/24	NEW ENGLAND	1/0	1	1	1.0	1	0	
11/28	at Green Bay	1/0	2	8	4.0	8	0	
12/08	N.Y. JETS	1/0	0	0	0.0	-	0	
12/15	at Houston	1/0	5	52	10.4	20	0	
12/22	SAN FRANCISCO	1/1	3	28	9.3	19	0	
12/29	at Cleveland	1/1	4	41	10.3	13	0	
01/05	at N.Y. Jets	1/0	4	48	12.0	20	0	
2024 TOTALS		14/3	26	223	8.6	20	0	



82

TAHJ  
WASHINGTON

WIDE RECEIVER // 5-10 // 174 // SOUTHERN CALIFORNIA '24

ACQUIRED: D7, '24

HOMETOWN: MARSHALL, TEXAS // BORN: 5/16/01

NFL: ROOKIE SEASON // DOLPHINS: ROOKIE SEASON

NFL CAREER

TRANSACTIONS:

- 7th-round pick (241st overall) by Miami in the 2024 NFL Draft.

2024 (MIAMI):

- Missed the entire season after being placed on injured reserve on July 23.

BEFORE THE NFL

COLLEGE (SOUTHERN CALIFORNIA):

- Transferred to Southern California from Memphis following his redshirt freshman season in 2020.

**CAREER (AT SOUTHERN CALIFORNIA):** Played in 39 games with 30 starts; 163 receptions for 2,449 yards (15.0 avg.) and 15 TDs; 1 carry for 10 yards (10.0 avg.); 10 kickoff returns for 196 yards (19.6 avg.).

**SENIOR (2023 AT SOUTHERN CALIFORNIA):** Played in 13 games with 8 starts; 59 receptions for 1,062 yards (18.0 avg.) and 8 TDs; 1 carry for 10 yards (10.0 avg.).

- All-Pac 12 Honorable Mention.

**JUNIOR (2022 AT SOUTHERN CALIFORNIA):** Played in 14 games with 11 starts; 50 receptions for 785 yards (15.7 avg.) and 6 TDs.

- All-Pac 12 Honorable Mention.

SOPHOMORE (2021 AT SOUTHERN CALIFORNIA):

Played in 12 games with 11 starts; 54 receptions for 602 yards (11.1 avg.) and 1 TD.

REDSHIRT FRESHMAN (2020 AT MEMPHIS):

Played in 11 games with 10 starts; 43 receptions for 743 yards (17.3 avg.) with 6 TDs; 4 carries for 11 yards (2.8 avg.) and 1 TD.

- Freshman All-American

**TRUE FRESHMAN (2019 AT MEMPHIS):** Played in 4 games; 3 receptions for 32 yards (10.7 avg.).

HIGH SCHOOL (MARSHALL HS – MARSHALL, TEXAS)

- Also played soccer and track and field.

**SENIOR (2018):** 45 receptions for 868 yards (19.3 avg.) and 12 TDs; 29 carries for 255 yards (8.8 avg.) and 3 TDs.

**JUNIOR (2017):** 31 receptions for 478 yards (15.4 avg.) and 6 TDs; 11 carries for 159 yards (14.5 avg.) and 2 TDs.

**SOPHOMORE (2016):** 24 receptions for 275 yards (11.5 avg.) with 4 TDs; 3 carries for 67 yards (22.3 avg.).

OFF THE FIELD

PERSONAL:

- **MAJOR:** Social psychology.

TAHJ WASHINGTON'S NFL STATS													
YEAR	TEAM	GP	GS	RECEIVING					RUSHING				
				REC	YDS	AVG	LG	TD	ATT	YDS	AVG	LG	TD
2024	MIAMI			INJURED RESERVE									
NFL TOTALS		0	0	0	0	0.0	-	0	0	0	0.0	-	0

2024 GAME-BY-GAME STATS (MIAMI)

DATE	OPPONENT	P/S	REC	YDS	AVG	LG	TD
09/08	JACKSONVILLE						INJURED RESERVE
09/12	BUFFALO						INJURED RESERVE
09/22	at Seattle						INJURED RESERVE
09/30	TENNESSEE						INJURED RESERVE
10/06	at New England						INJURED RESERVE
10/20	at Indianapolis						INJURED RESERVE
10/27	ARIZONA						INJURED RESERVE
11/03	at Buffalo						INJURED RESERVE
11/11	at L.A. Rams						INJURED RESERVE
11/17	LAS VEGAS						INJURED RESERVE
11/24	NEW ENGLAND						INJURED RESERVE
11/28	at Green Bay						INJURED RESERVE
12/08	N.Y. JETS						INJURED RESERVE
12/15	at Houston						INJURED RESERVE
12/22	SAN FRANCISCO						INJURED RESERVE
12/29	at Cleveland						INJURED RESERVE
01/05	at N.Y. Jets						INJURED RESERVE
2024 TOTALS							



## NFL CAREER

### TRANSACTIONS:

- Traded from San Francisco to Miami on Nov. 1, 2022.
- Signed to San Francisco's active roster on Sept. 4, 2019.
- Signed to San Francisco's practice squad on Sept. 1, 2019.
- Waived by San Francisco on Aug. 31, 2019.
- Signed to San Francisco's active roster on Nov. 24, 2018.
- Signed to San Francisco's practice squad on Sept. 2, 2018.
- Waived by San Francisco on Sept. 1, 2018.
- Signed by San Francisco as an undrafted college free agent on May 2, 2018.

### CAREER HIGHLIGHTS:

- Played in 72 career games with 16 starts.
- 531 carries for 2,370 yards (4.5 avg.) and 18 TDs.
- 74 receptions for 585 yards (7.9 avg.) and 5 TDs.
- 4 solo special teams tackles.
- 5 miscellaneous tackles.
- 4 miscellaneous fumble recoveries.
- Appeared in 5 postseason contests with 1 start – 3 with San Francisco and 2 with Miami.

### 2024 (MIAMI):

- Played in 9 games.
- Inactive for 8 games.
- 16 carries for 57 yards (3.6 avg.).
- 3 receptions for 19 yards (6.3 avg.).
- 1 miscellaneous fumble recovery.

**VS. JACKSONVILLE (9/8):** 5 carries for 26 yards (5.2 avg.).

**AT SEATTLE (9/22):** 3 carries for 14 yards (4.7 avg.).

**VS. SAN FRANCISCO (12/22):** 2 carries for 12 yards (6.0 avg.).

### 2023 (MIAMI):

- Played in 10 games.
- Inactive for 1 game.
- Missed the first 6 games of the season after being placed on injured reserve on Aug. 31 and activated on Oct. 21.
- 41 carries for 188 yards (4.6 avg.).
- 14 receptions for 85 yards (6.1 avg.).

**AT N.Y. JETS (11/24):** 11 carries for 56 yards

(5.1 avg.); 3 receptions for 17 yards (5.7 avg.).

**AT BALTIMORE (12/31):** 3 carries for 21 yards (7.0 avg.); 3 receptions for 13 yards (4.3 avg.).

**VS. BUFFALO (1/7):** 9 carries for 45 yards (5.0 avg.).

### POSTSEASON:

**AFC WILD CARD AT KANSAS CITY (1/13):** 1 reception for 6 yards (6.0 avg.).

### 2022 (SAN FRANCISCO/MIAMI):

- Played in 8 games with 1 start with Miami.
- Inactive for 1 game with Miami.
- 84 carries for 392 yards (4.7 avg.) and 3 TDs with Miami.
- 12 receptions for 94 yards (7.8 avg.) and 1 TD with Miami.
- 1 miscellaneous tackle with Miami.
- Traded to Miami on Nov. 1.
- Played in 8 games with 6 starts with San Francisco.
- 92 carries for 468 yards (5.1 avg.) and 2 TDs with San Francisco.
- 10 receptions for 91 yards (9.1 avg.) with San Francisco.
- 1 miscellaneous tackle with San Francisco.
- 1 miscellaneous fumble recovery with San Francisco.

**VS. L.A. RAMS (10/3):** 18 carries for 74 yards (4.1 avg.) and 1 TD.

- Scored on a 32-yard rush to give San Francisco a 1st-quarter lead.

**AT CAROLINA (10/9):** 17 carries for 120 yards (7.1 avg.) and 1 TD; 1 reception for 12 yards; 1 miscellaneous fumble recovery.

- Topped 100 rushing yards for the 4th time in his career.

- Scored on a 1-yard carry in the 4th quarter to extend San Francisco's lead.

**AT CHICAGO (11/6):** 9 carries for 51 yards (5.7 avg.); 3 receptions for 21 yards (7.0 avg.) and 1 TD.

- Scored on a 10-yard pass from QB Tua Tagovailoa in the 3rd quarter, which would ultimately prove to be the game-winning TD.
- Made his Dolphins debut.

**VS. CLEVELAND (11/13):** 17 carries for 119 yards (7.0 avg.) and 1 TD; 2 receptions for 24 yards (12.0 avg.).

- Posted the 5th 100-yard game of his career and his 1st with the Dolphins.

### POSTSEASON:

**AFC WILD CARD AT BUFFALO (1/15):** 10 carries

for 23 yards (2.3 avg.) and 1 TD; 1 reception for 13 yards.

- Scored on a 1-yard TD run in the 4th quarter to make it a 1-score game.

## 2021 (SAN FRANCISCO):

- Played in 9 games with 4 starts.
  - Dressed but did not play 1 game.
  - Missed the 1st 7 games of the season after beginning the season on the physically unable to perform list.
  - 79 carries for 294 yards (3.7 avg.) and 2 TDs.
  - 7 receptions for 31 yards (4.4 avg.).
  - 1 solo special teams tackle.
  - 1 miscellaneous fumble recovery.
- VS. ATLANTA (12/19):** 21 carries for 110 yards (5.2 avg.) and 1 TD; 2 receptions for 9 yards (4.5 avg.).
- Recorded the 3rd 100-yard game of his career; 1 miscellaneous fumble recovery.
  - Scored on a 5-yard TD run in the 3rd quarter to give San Francisco a 2-score lead.
- AT TENNESSEE (12/23):** 14 carries for 45 yards (3.2 avg.) and 1 TD; 3 receptions for 12 yards (4.0 avg.).
- Scored on a 1-yard carry on the game's opening drive to give San Francisco an early lead.

## POSTSEASON:

**NFC WILD CARD AT DALLAS (1/16):** Played but did not record any stats.

**NFC DIVISIONAL AT GREEN BAY (1/22):** Played but did not record any stats.

**NFC CHAMPIONSHIP AT L.A. RAMS (1/30):** Inactive.

## 2020 (SAN FRANCISCO):

- Played in 12 games with 3 starts.
  - Inactive for 1 game.
  - Missed 3 games after being placed on injured reserve on Oct. 31 and being activated on Nov. 28.
  - 126 carries for 600 yards (4.8 avg.) and 7 TDs.
  - 13 receptions for 133 yards (10.2 avg.) and 3 TDs.
  - 2 miscellaneous tackles.
  - 1 miscellaneous fumble recovery.
- AT NEW ENGLAND (10/25):** 17 carries for 112 yards (6.6 avg.) and 3 TDs; 2 receptions for 8 yards (4.0 avg.).
- It was the 1st 100-yard game of his career.
  - Scored on a 3-yard run in the 1st quarter, a 16-yard run in the 2nd quarter and a 7-yard run in the 3rd quarter in San Francisco's 33-6 victory.
  - His 3 rushing TDs were the most by a 49ers RB in a road game since Roger Craig had 3 on Oct. 16, 1988 at the L.A. Rams.
- AT ARIZONA (12/26):** 22 carries for 183 yards (8.3 avg.); 1 reception for 21 yards and 1 TD.
- Rushed for more than 100 yards for the 2nd time in the season.
  - Caught a 21-yard TD pass from QB C.J. Beathard in the 1st quarter.
  - His 183 rushing yards were the most by a 49ers player since Carlos Hyde had 193 on Dec. 11, 2016.
- VS. SEATTLE (1/3):** 20 carries for 76 yards (3.8 avg.) and 1 TD; 3 receptions for 12 yards (4.0 avg.) and 1 TD.
- Rushed for a 7-yard TD in the 4th quarter to give

San Francisco a 10-point lead.

- Caught a 3-yard TD pass from QB C.J. Beathard in the 4th quarter.

## 2019 (SAN FRANCISCO):

- Played 10 games.
  - Inactive for 5 games.
  - Spent 1 game on San Francisco's practice squad.
  - 27 carries for 105 yards (3.9 avg.) and 4 TDs.
  - 3 receptions for 34 yards (11.3 avg.) and 1 TD.
  - 2 solo special teams tackles.
  - 1 miscellaneous tackle.
- AT CINCINNATI (9/15):** 10 carries for 34 yards (3.4 avg.) and 2 TDs.
- Scored on a 2-yard carry in the 2nd quarter to give San Francisco a 14-point lead.
  - Rushed for a 4-yard TD in the 4th quarter.
- VS. PITTSBURGH (9/22):** 8 carries for 18 yards (2.3 avg.) and 2 TDs.
- Rushed for 2 TDs in the 3rd quarter, giving San Francisco a 4-point lead entering the final frame.
  - Became the first 49ers player since Frank Gore in 2013 to have multiple rushing TDs in consecutive weeks.

**VS. ARIZONA (11/17):** 1 reception for 25 yards and 1 TD.

- Scored on his only touch of the game, a 25-yard TD reception from QB Jimmy Garoppolo, to give San Francisco a 4-point lead with 31 seconds remaining.

## POSTSEASON:

**NFC DIVISIONAL VS. MINNESOTA (1/11):** Inactive.

**NFC CHAMPIONSHIP VS. GREEN BAY (1/19):**

Inactive.

**SUPER BOWL LIV VS. KANSAS CITY (2/2):** 1 reception for 20 yards.

- Caught a 20-yard pass from QB Jimmy Garoppolo on a 3rd-and-5 play near the end of the 1st half to give San Francisco a 1st down.

## 2018 (SAN FRANCISCO):

- Played in 6 games with 2 starts.
  - Spent 10 games on San Francisco's practice squad.
  - 66 carries for 266 yards (4.0 avg.).
  - 12 receptions for 98 yards (8.2 avg.).
  - 1 solo special teams tackle.
- AT TAMPA BAY (11/25):** 7 carries for 33 yards (4.7 avg.); 1 reception for 8 yards.
- Made his NFL debut.
- AT SEATTLE (12/2):** 15 carries for 61 yards (4.1 avg.); 8 receptions for 73 yards (9.1 avg.).
- Posted 100+ yards from scrimmage for the 1st time in his career.
- VS. DENVER (12/9):** 23 carries for 90 yards (3.9 avg.); 1 reception for 6 yards.
- Made his 1st NFL start.

## BEFORE THE NFL

## COLLEGE (NORTH TEXAS):

- 4-year letterman (2014-17) and 3-year starter.
- Finished his career as the school's 4th all-time leading rusher (3,205 yards), 3rd in rushing TDs

(32) and 4th in all-purpose yards (4,009).

**CAREER:** Played in 41 games with 28 starts; 561 carries for 3,205 yards (5.7 avg.) and 32 TDs; 70 receptions for 527 yards (7.5 avg.) and 2 TDs; 12 kickoff returns for 279 yards (23.3 avg.).

**SENIOR (2017):** Started 11 games; 188 carries for 1,215 yards (6.5 avg.) and 16 TDs; 24 receptions for 168 yards (7.0 avg.).

- 2nd-team All-Conference USA.

**JUNIOR (2016):** Played in 11 games with 10 starts; 169 carries for 936 yards (5.5 avg.) and 14 TDs; 29 receptions for 247 yards (8.5 avg.) and 1 TD.

**SOPHOMORE (2015):** Played in 10 games with 7 starts; 155 carries for 830 yards (5.4 avg.) and 1 TD; 12 receptions for 71 yards (5.9 avg.); 12 kickoff returns for 279 yards (23.3 avg.).

**TRUE FRESHMAN (2014):** Played in 9 games; 49 carries for 224 yards (4.6 avg.) and 1 TD; 5 receptions for 41 yards (8.2 avg.) and 1 TD.

**HIGH SCHOOL (ELKHART HS – ELKHART, TEXAS)**

**SENIOR (2013):** 2,749 rushing yards and 36 TDs.

- 1st-team all-state.

**JUNIOR (2012):** 2,329 rushing yards and 26 TDs.

- 2nd-team all-state.

**OFF THE FIELD**

**PERSONAL:**

- **MAJOR:** Kinesiology.

**JEFF WILSON JR.'S NFL REGULAR SEASON STATS**

YEAR	TEAM	GP	GS	RUSHING					RECEIVING				
				ATT	YDS	AVG	LG	TD	REC	YDS	AVG	LG	TD
2018	SAN FRANCISCO	6	2	66	266	4.0	18	0	12	98	8.2	24	0
2019	SAN FRANCISCO	10	0	27	105	3.9	25	4	3	34	11.3	25t	1
2020	SAN FRANCISCO	12	3	126	600	4.8	34	7	13	133	10.2	21t	3
2021	SAN FRANCISCO	9	4	79	294	3.7	17	2	7	31	4.4	11	0
2022	SAN FRANCISCO	8	6	92	468	5.1	41	2	10	91	9.1	16	0
	MIAMI	8	1	84	392	4.7	28	3	12	94	7.8	14	1
2023	MIAMI	10	0	41	188	4.6	15	0	14	85	6.1	12	0
2024	MIAMI	9	0	16	57	3.6	14	0	3	19	6.3	7	0
NFL TOTALS		72	16	531	2370	4.5	41	18	74	585	7.9	25t	5

**JEFF WILSON JR.'S NFL PLAYOFF STATS**

YEAR	TEAM	GP	GS	RUSHING					RECEIVING				
				ATT	YDS	AVG	LG	TD	REC	YDS	AVG	LG	TD
2019	SAN FRANCISCO	1	0	0	0	0.0	-	0	1	20	20.0	20	0
2021	SAN FRANCISCO	2	0	0	0	0.0	-	0	0	0	0.0	-	0
2022	MIAMI	1	1	10	23	2.3	6	1	1	13	13.0	13	0
2023	MIAMI	1	0	0	0	0.0	-	0	1	6	6.0	6	0
PLAYOFF TOTALS		5	1	10	23	2.3	6	1	3	39	13.0	20	0

**ADDITIONAL STATS**

**Special Teams Tackles:** (San Francisco) 1 in 2018, 2 in 2019, 1 in 2021 for total of 4.

**Miscellaneous Tackles:** (San Francisco) 1 in 2019, 2 in 2020, 1 in 2022, (Miami) 1 in 2022 for total of 5.

**Miscellaneous Fumble Recoveries:** (San Francisco) 1 in 2020, 1 in 2021, 1 in 2022, (Miami) 1 in 2024 for total of 4.

**SINGLE-GAME CAREER HIGHS**

**Rushes:** 23 vs. Denver, 12/9/18  
**Rushing Yards:** 183 at Arizona, 12/26/20  
**Longest Rush:** 41 at Carolina, 10/9/22  
**Rushing TDs:** 3 at New England, 10/25/20  
**Receptions:** 8 at Seattle, 12/2/18  
**Receiving Yards:** 73 at Seattle, 12/2/18  
**Longest Reception:** 25t vs. Arizona, 11/17/19  
**Receiving TDs:** 1 5 times, last: at Chicago, 11/6/22

**100-YARD RUSHING GAMES (5)**

DATE	OPPONENT	ATT	YDS	AVG	LG	TD
10/25/20	at New England	17	112	6.6	7	3
12/26/20	at Arizona	22	183	8.3	34	0
12/19/21	ATLANTA	21	110	5.2	17	1
10/9/22	at Carolina	17	120	7.1	41	1
11/13/22	CLEVELAND	17	119	7.0	20t	1

**2018 GAME-BY-GAME STATS (SAN FRANCISCO)**

DATE	OPPONENT	P/S	ATT	YDS	AVG	LG	TD
09/09	at Minnesota		PRACTICE SQUAD				
09/16	DETROIT		PRACTICE SQUAD				
09/23	at Kansas City		PRACTICE SQUAD				
09/30	at L.A. Chargers		PRACTICE SQUAD				
10/07	ARIZONA		PRACTICE SQUAD				
10/15	at Green Bay		PRACTICE SQUAD				
10/21	L.A. RAMS		PRACTICE SQUAD				
10/28	at Arizona		PRACTICE SQUAD				
11/01	OAKLAND		PRACTICE SQUAD				
11/12	N.Y. GIANTS		PRACTICE SQUAD				
11/25	at Tampa Bay	1/0	7	33	4.7	18	0
12/02	at Seattle	1/0	15	61	4.1	11	0
12/09	DENVER	1/1	23	90	3.9	11	0
12/16	SEATTLE	1/0	7	46	6.6	16	0
12/23	CHICAGO	1/0	11	27	2.5	8	0
12/30	at L.A. Rams	1/1	3	9	3.0	7	0
2018 TOTALS		6/2	66	266	4.0	18	0

2019 GAME-BY-GAME STATS (SAN FRANCISCO)

DATE	OPPONENT	P/S	ATT	YDS	AVG	LG	TD
09/08	at Tampa Bay		PRACTICE SQUAD				
09/15	at Cincinnati	1/0	10	34	3.4	14	2
09/22	PITTSBURGH	1/0	8	18	2.3	5	2
10/07	CLEVELAND		INACTIVE				
10/13	at L.A. Rams	1/0	0	0	0.0	-	0
10/20	at Washington	1/0	5	20	4.0	6	0
10/27	CAROLINA	1/0	2	6	3.0	4	0
10/31	at Arizona	1/0	0	0	0.0	-	0
11/11	SEATTLE		INACTIVE				
11/17	ARIZONA	1/0	0	0	0.0	-	0
11/24	GREEN BAY	1/0	2	27	13.5	25	0
12/01	at Baltimore	1/0	0	0	0.0	-	0
12/08	at New Orleans		INACTIVE				
12/15	ATLANTA	1/0	0	0	0.0	-	0
12/21	L.A. RAMS		INACTIVE				
12/29	at Seattle		INACTIVE				
2019 TOTALS		10/0	27	105	3.9	25	4

DATE	OPPONENT	P/S	ATT	YDS	AVG	LG	TD
01/11	MINNESOTA*		INACTIVE				
01/19	GREEN BAY**		INACTIVE				
02/02	at Kansas City***	1/0	0	0	0.0	-	0
PLAYOFF TOTALS		1/0	0	0	0.0	-	0

\* NFC Divisional game  
\*\* NFC Championship  
\*\*\* Super Bowl LIV

2021 GAME-BY-GAME STATS (SAN FRANCISCO)

DATE	OPPONENT	P/S	ATT	YDS	AVG	LG	TD
09/12	at Detroit		RESERVE/PUP				
09/19	at Philadelphia		RESERVE/PUP				
09/26	GREEN BAY		RESERVE/PUP				
10/03	SEATTLE		RESERVE/PUP				
10/10	at Arizona		RESERVE/PUP				
10/24	INDIANAPOLIS		RESERVE/PUP				
10/31	at Chicago		RESERVE/PUP				
11/07	ARIZONA		DID NOT PLAY				
11/15	L.A. RAMS	1/0	10	28	2.8	6	0
11/21	at Jacksonville	1/1	19	50	2.6	11	0
11/28	MINNESOTA	1/0	2	5	2.5	4	0
12/05	at Seattle	1/0	0	0	0.0	-	0
12/12	at Cincinnati	1/1	13	56	4.3	12	0
12/19	ATLANTA	1/1	21	110	5.2	17	1
12/23	at Tennessee	1/1	14	45	3.2	9	1
01/02	HOUSTON	1/0	0	0	0.0	-	0
01/09	at L.A. Rams	1/0	0	0	0.0	-	0
2021 TOTALS		9/4	79	294	3.7	17	2

DATE	OPPONENT	P/S	ATT	YDS	AVG	LG	TD
01/16	at Dallas*	1/0	0	0	0.0	-	0
01/22	at Green Bay**	1/0	0	0	0.0	-	0
01/30	at L.A. Rams***		INACTIVE				
PLAYOFF TOTALS		2/0	0	0	0.0	-	0

\* NFC Wild Card game  
\*\* NFC Divisional game  
\*\*\* NFC Championship

2020 GAME-BY-GAME STATS (SAN FRANCISCO)

DATE	OPPONENT	P/S	ATT	YDS	AVG	LG	TD
09/13	ARIZONA	1/0	0	0	0.0	-	0
09/20	at N.Y. Jets	1/0	2	3	1.5	2	0
09/27	at N.Y. Giants	1/0	12	15	1.3	4	1
10/04	PHILADELPHIA	1/0	3	6	2.0	3	0
10/11	MIAMI	1/0	4	27	6.8	9	0
10/18	L.A. RAMS		INACTIVE				
10/25	at New England	1/1	17	112	6.6	17	3
11/01	at Seattle		INJURED RESERVE				
11/05	GREEN BAY		INJURED RESERVE				
11/15	at New Orleans		INJURED RESERVE				
11/29	at L.A. Rams	1/0	12	40	3.3	10	0
12/07	BUFFALO	1/0	7	47	6.7	18	0
12/13	WASHINGTON	1/0	11	31	2.8	11	1
12/20	at Dallas	1/0	16	60	3.8	12	1
12/26	at Arizona	1/1	22	183	8.3	34	0
01/03	SEATTLE	1/1	20	76	3.8	18	1
2020 TOTALS		12/3	126	600	4.8	34	7

2022 GAME-BY-GAME STATS (SAN FRANCISCO/MIAMI)

DATE	OPPONENT	P/S	ATT	YDS	AVG	LG	TD
09/11	at Chicago	1/0	9	22	2.4	5	0
09/18	SEATTLE	1/1	18	84	4.7	16	0
09/25	at Denver	1/1	12	75	6.3	37	0
10/03	L.A. RAMS	1/0	18	74	4.1	32t	1
10/09	at Carolina	1/1	17	120	7.1	41	1
10/16	at Atlanta	1/1	7	25	3.6	9	0
10/23	KANSAS CITY	1/1	7	54	7.7	15	0
10/30	at L.A. Rams	1/1	4	14	3.5	12	0
SAN FRANCISCO TOTALS		8/6	92	468	5.1	41	2
11/06	at Chicago	1/0	9	51	5.7	28	0
11/13	CLEVELAND	1/0	17	119	7.0	20t	1
11/27	HOUSTON	1/1	13	39	3.0	9	1
12/04	at San Francisco	1/0	1	3	3.0	3	0
12/11	at L.A. Chargers	1/0	4	26	6.5	20	0
12/17	at Buffalo		INACTIVE				
12/25	GREEN BAY	1/0	9	37	4.1	12	1
01/01	at New England	1/0	15	45	3.0	11	0
01/08	N.Y. JETS	1/0	11	71	6.5	21	0
MIAMI TOTALS		8/1	84	392	4.7	28	3
2022 TOTALS		16/7	176	860	4.9	41	5

DATE	OPPONENT	P/S	ATT	YDS	AVG	LG	TD
01/15	at Buffalo*	1/1	10	23	2.3	6	1

\* AFC Wild Card game

## 2023 GAME-BY-GAME STATS (MIAMI)

DATE	OPPONENT	P/S	ATT	YDS	AVG	LG	TD
09/10	at L.A. Chargers		INJURED RESERVE				
09/17	at New England		INJURED RESERVE				
09/24	DENVER		INJURED RESERVE				
10/01	at Buffalo		INJURED RESERVE				
10/08	N.Y. GIANTS		INJURED RESERVE				
10/15	CAROLINA		INJURED RESERVE				
10/22	at Philadelphia	1/0	0	0	0.0	-	0
10/29	NEW ENGLAND	1/0	5	23	4.6	11	0
11/05	at Kansas City	1/0	2	6	3.0	6	0
11/19	LAS VEGAS		INACTIVE				
11/24	at N.Y. Jets	1/0	11	56	5.1	14	0
12/03	at Washington	1/0	4	11	2.8	6	0
12/11	TENNESSEE	1/0	0	0	0.0	-	0
12/17	N.Y. JETS	1/0	2	5	2.5	5	0
12/24	DALLAS	1/0	5	21	4.2	8	0
12/31	at Baltimore	1/0	3	21	7.0	15	0
01/07	BUFFALO	1/0	9	45	5.0	13	0
<b>2023 TOTALS</b>		<b>10/0</b>	<b>41</b>	<b>188</b>	<b>4.6</b>	<b>15</b>	<b>0</b>

DATE	OPPONENT	P/S	ATT	YDS	AVG	LG	TD
01/13	at Kansas City*	1/0	0	0	0.0	-	0

\* AFC Wild Card game

## 2024 GAME-BY-GAME STATS (MIAMI)

DATE	OPPONENT	P/S	ATT	YDS	AVG	LG	TD
09/08	JACKSONVILLE	1/0	5	26	5.2	14	0
09/12	BUFFALO	1/0	0	0	0.0	-	0
09/22	at Seattle	1/0	3	14	4.7	10	0
09/30	TENNESSEE	1/0	0	0	0.0	-	0
10/06	at New England		INACTIVE				
10/20	at Indianapolis		INACTIVE				
10/27	ARIZONA		INACTIVE				
11/03	at Buffalo		INACTIVE				
11/11	at L.A. Rams		INACTIVE				
11/17	LAS VEGAS		INACTIVE				
11/24	NEW ENGLAND		INACTIVE				
11/28	at Green Bay	1/0	0	0	0.0	-	0
12/08	N.Y. JETS	1/0	1	4	4.0	4	0
12/15	at Houston		INACTIVE				
12/22	SAN FRANCISCO	1/0	2	12	6.0	6	0
12/29	at Cleveland	1/0	3	5	1.7	4	0
01/05	at N.Y. Jets	1/0	2	-4	-2.0	-2	0
<b>2024 TOTALS</b>		<b>9/0</b>	<b>16</b>	<b>57</b>	<b>3.6</b>	<b>14</b>	<b>0</b>



25

JAYLEN  
WRIGHT

RUNNING BACK // 5-11 // 210 // TENNESSEE '24

ACQUIRED: D4, '24

HOMETOWN: DURHAM, N.C. // BORN: 4/1/03

NFL: ROOKIE SEASON // DOLPHINS: ROOKIE SEASON

NFL CAREER

TRANSACTIONS:

- 4th-round pick (120th overall) by Miami in the 2024 NFL Draft.

CAREER HIGHLIGHTS:

- Played in 15 career games with 1 start.
- 68 carries for 249 yards (3.7 avg.).
- 3 receptions for 8 yards (2.7 avg.).

2024 (MIAMI):

- Played in 15 games with 1 start.
- Did not play in 1 game.
- Inactive for 1 game.
- 68 carries for 249 yards (3.7 avg.).
- 3 receptions for 8 yards (2.7 avg.).
- 1 kickoff return for 29 yards.

**VS. BUFFALO (9/12):** 5 carries for 4 yards (0.8 avg.).

- Made his NFL debut.

**VS. TENNESSEE (9/30):** 9 carries for 32 yards (3.6 avg.).

**AT NEW ENGLAND (10/6):** 13 carries for 86 yards (6.6 avg.).

**AT INDIANAPOLIS (10/20):** 5 carries for 33 yards (6.6 avg.).

BEFORE THE NFL

COLLEGE (TENNESSEE):

**CAREER:** Played in 34 games with 12 starts; 368 carries for 2,297 yards (6.2 avg.) and 18 TDs; 30 receptions for 171 yards (5.7 avg.).

**JUNIOR (2023):** Started in 12 games; 137 carries for 1,013 yards (7.4 avg.) and 4 TDs; 22 receptions for 141 yards (6.4 avg.).

- 2nd-team All-SEC.
- Led all FBS running backs in yards per carry (min. 120 attempts).

**SOPHOMORE (2022):** Played in all 13 games; 146 carries for 875 yards (6.0 avg.) and 10 TDs; 2 receptions for 8 yards (4.0 avg.).

**FRESHMAN (2021):** Played in 9 games; 85 carries for 409 yards (4.8 avg.) and 4 TDs; 6 receptions for 22 yards (3.7 avg.).

HIGH SCHOOL (SOUTHERN DURHAM HS – DURHAM, N.C.)

- Also competed in track and field.

**JUNIOR (2019):** 89 carries for 901 yards (10.1 avg.) and 5 TDs; 6 receptions for 62 yards (10.3 avg.).

OFF THE FIELD

PERSONAL:

- **MAJOR:** Sport management.

JAYLEN WRIGHT'S NFL REGULAR SEASON STATS													
YEAR	TEAM			RUSHING					RECEIVING				
		GP	GS	ATT	YDS	AVG	LG	TD	REC	YDS	AVG	LG	TD
2024	MIAMI	15	1	68	249	3.7	20	0	3	8	2.7	6	0
	NFL TOTALS	15	1	68	249	3.7	20	0	3	8	2.7	6	0

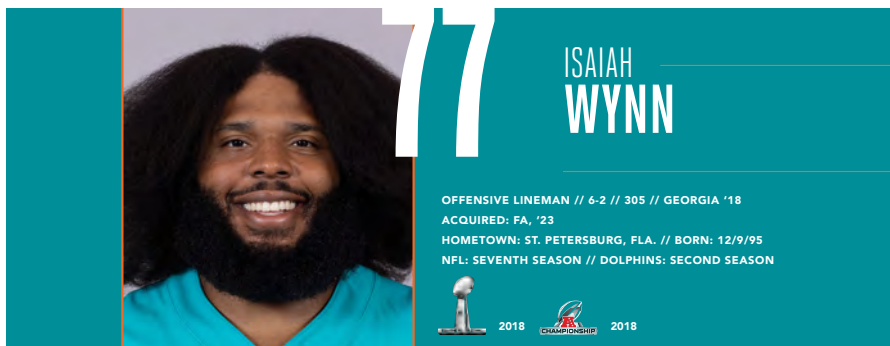
JAYLEN WRIGHT'S NFL REGULAR SEASON RETURNING STATS													
YEAR	TEAM	KICKOFF RETURN						PUNT RETURN					
		KR	YDS	AVG	LG	TD		PR	FC	YDS	AVG	LG	TD
2024	MIAMI	1	29	29.0	29	0		0	0	0	0.0	-	0
NFL TOTALS		1	29	29.0	29	0		0	0	0	0.0	-	0

SINGLE-GAME CAREER HIGHS

Rushes:	13	at New England, 10/6/24
Rushing Yards:	86	at New England, 10/6/24
Longest Rush:	20	vs. Tennessee, 9/30/24
Kickoff Returns:	1	vs. Las Vegas, 11/17/24
Kickoff Return Yards:	29	vs. Las Vegas, 11/17/24
Longest Kickoff Return:	29	vs. Las Vegas, 11/17/24

2024 GAME-BY-GAME STATS (MIAMI)

DATE	OPPONENT	P/S	ATT	YDS	AVG	LG	TD
09/08	JACKSONVILLE		INACTIVE				
09/12	BUFFALO	1/0	5	4	0.8	8	0
09/22	at Seattle	1/1	2	17	8.5	9	0
09/30	TENNESSEE	1/0	9	32	3.6	20	0
10/06	at New England	1/0	13	86	6.6	17	0
10/20	at Indianapolis	1/0	5	33	6.6	19	0
10/27	ARIZONA	1/0	2	18	9.0	12	0
11/03	at Buffalo	1/0	6	18	3.0	7	0
11/11	at L.A. Rams	1/0	5	3	0.6	5	0
11/17	LAS VEGAS	1/0	5	4	0.8	5	0
11/24	NEW ENGLAND	1/0	7	28	4.0	12	0
11/28	at Green Bay	1/0	0	0	0.0	-	0
12/08	N.Y. JETS	1/0	2	7	3.5	5	0
12/15	at Houston	1/0	1	3	3.0	3	0
12/22	SAN FRANCISCO		DID NOT PLAY				
12/29	at Cleveland	1/0	0	0	0.0	-	0
01/05	at N.Y. Jets	1/0	6	-4	-0.7	8	0
2024 TOTALS		15/1	68	249	3.7	20	0



## NFL CAREER

### TRANSACTIONS:

- Signed by Miami on May 15, 2023.
- 1st-round pick (23rd overall) by New England in the 2018 NFL Draft.

### CAREER HIGHLIGHTS:

- Played in 56 career games with 50 starts – 33 at left tackle, 6 at right tackle, 8 at left guard and 3 at right guard.
- 2 miscellaneous tackles.
- 1 miscellaneous fumble recovery.
- Started 1 postseason game with New England.

### 2024 (MIAMI):

- Played in 6 games with 3 starts at right guard.
- Missed the first 11 games of the season after being placed on the Reserve/PUP list on Aug. 27 and activated on Nov. 25.
- 1 miscellaneous tackle.

#### VS. SAN FRANCISCO (12/22):

- Started at right guard.
- Helped the Dolphins total 381 yards of offense including 166 rushing yards, while not allowing QB Tua Tagovailoa to get sacked.

### 2023 (MIAMI):

- Started 7 games at left guard.
- Missed the rest of the season after being placed on injured reserve on Oct. 24.

#### AT L.A. CHARGERS (9/10):

- Started at left guard.
- Helped the offense total 536 yards and 36 points while not allowing QB Tua Tagovailoa to get sacked.
- Made his Dolphins debut.

#### AT NEW ENGLAND (9/17):

- Started at left guard.
- Helped the offense total 389 yards and pave the way for RB Raheem Mostert to rush for 121 yards and 2 TDs.

#### VS. DENVER (9/24):

- Started at left guard.
- Helped the offense break team records for points (70), total yards (726) and rushing yards (350), while not surrendering a sack.

### 2022 (NEW ENGLAND):

- Played in 9 games with 7 starts – 6 at right tackle and 1 at left tackle.
- Inactive for 4 games.

- Missed the rest of the season after being placed on injured reserve on Dec. 17.

#### VS. BALTIMORE (9/25):

- Started at right tackle.
- Helped block for an offense that totaled 447 yards.

#### AT CLEVELAND (10/16):

- Started at right tackle.
- Protected QB Bailey Zappe, who completed 70.6 pct. of his passes and threw for 309 yards and 2 TDs.

### 2021 (NEW ENGLAND):

- Played in 16 games with 15 starts at left tackle.
- Spent 1 game on the Reserve/COVID-19 list.

#### VS. N.Y. JETS (10/24):

- Started at left tackle.
- Blocked for an offense that totaled 54 points, 411 passing yards and 551 total yards.

#### VS. CLEVELAND (11/14):

- Started at left tackle.
- Helped the offense total 184 rushing yards and 45 points in the victory.

#### VS. JACKSONVILLE (1/2):

- Started at left tackle.
- Protected a unit that totaled 50 points, 181 rushing yards and 471 total yards.

### POSTSEASON:

#### AFC WILD CARD AT BUFFALO (1/15):

- Inactive.

### 2020 (NEW ENGLAND):

- Started 10 games – 9 at left tackle and 1 at left guard.
- Missed the rest of the season after being placed on injured reserve on Nov. 28.

#### AT SEATTLE (9/20):

- Started at left tackle.
- Protected QB Cam Newton, who passed for 397 yards and rushed for 47 more.

#### VS. LAS VEGAS (9/27):

- Started at left tackle.
- Blocked for a rushing attack that totaled 250 yards, including 117 from RB Sony Michel.

### 2019 (NEW ENGLAND):

- Started 8 games at left tackle.
- Missed 8 games after being placed on injured reserve on Sept. 17 and being activated on Nov. 19.

#### VS. PITTSBURGH (9/8):

- Started at left tackle.
- Started in his NFL debut.
- Helped QB Tom Brady pass for 341 yards and 3 TDs in the season-opening victory.

#### VS. BUFFALO (12/21):

- Started at left tackle.
- Helped block for an offense that totaled 414

yards in the victory.

**POSTSEASON:**

**AFC WILD CARD VS. TENNESSEE (1/4):** Started at left tackle.

**2018 (NEW ENGLAND):**

- Missed the entire season after being placed on injured reserve on Sept. 1.

**BEFORE THE NFL**

**COLLEGE (GEORGIA):**

- 4-year letterman (2014-17) and 3-year starter.

**CAREER:** Played in 51 games with 41 starts – 20 at left tackle, 20 at left guard and 1 as an extra offensive lineman.

**SENIOR (2017):** Started all 15 games at left tackle.

- 2nd-team All-American.
- 1st-team All-SEC.

**JUNIOR (2016):** Started 12 games at left guard.

**SOPHOMORE (2015):** Started all 13 games – 8 at left guard and 5 at left tackle.

**TRUE FRESHMAN (2014):** Played in 11 games with 1 start as an extra offensive lineman.

**HIGH SCHOOL (LAKEWOOD HS – ST. PETERSBURG, FLA.)**

**SENIOR (2013):**

- All-American.
- 1st-team all-state.

**OFF THE FIELD**

**COMMUNITY:**

**2024:**

- Through his Win With Wynn Foundation, hosted a back-to-school bash and giveaway at the Boys & Girls Club of Miami Beach.

**PERSONAL:**

- **MAJOR:** Human development and family science.

**ISAIAH WYNN'S NFL REGULAR SEASON STATS**

**GAMES/STARTS:** (New England) 2019: 8/8, 2020: 10/10, 2021: 16/15, 2022: 9/7, (Miami) 2023: 7/7, **NFL TOTALS: 56/50**  
2024: 6/3

**ISAIAH WYNN'S NFL PLAYOFF STATS**

**GAMES/STARTS:** 2019: 1/1

**PLAYOFF TOTALS: 1/1**

**ADDITIONAL STATS**

**Miscellaneous Tackles:** 1 in 2021, 1 in 2022, 1 in 2024 for total of 3.

**Miscellaneous Fumble Recoveries:** 1 in 2020.



## PRACTICE SQUAD



**TARIK BLACK**

#86 • Wide Receiver



**WILLIAM BRADLEY-KING**

#58 • Linebacker



**SHAKEL BROWN**

#94 • Defensive Tackle



**JORDAN COLBERT**

#34 • Safety



**NEIL FARRELL**

#97 • Defensive Tackle



**RYAN HAYES**

#78 • Offensive Line



**CHASEN HINES**

#63 • Offensive Line



**DEQUAN JACKSON**

#57 • Linebacker



**ISAIAH JOHNSON**

#37 • Cornerback



**JASON MAITRE**

#43 • Cornerback



**BAYRON MATOS**

#79 • Tackle



**ISAIAH MCKENZIE**

#3 • Wide Receiver



**DERRICK McLENDON**

#59 • Linebacker



**NIK NEEDHAM**

#40 • Cornerback



**DENERIC PRINCE**

#35 • Running Back



**SKYLAR THOMPSON**

#19 • Quarterback



# ***HISTORY & RECORDS***



## INDIVIDUAL RECORDS

The following individual records relate solely to service with the Miami Dolphins. They include National Football League regular-season statistics only – with the exception of those single-game records marked by “\*” or “\*\*.”

\* Playoff game    \*\*Super Bowl

1966-77: 14 games    1983-86: 16 games    1978-81: 16 games    1987: 15 games    1982: 9 games    1988-2020: 16 games    2021-Present: 17 games

### SERVICE

#### MOST SEASONS

17	Dan Marino (1983-99)
15	Bob Kuechenberg (1970-84)
14	Bob Griese (1967-80)
14	Don Strock (1974-87)
14	John Denney (2005-18)
13	Nat Moore (1974-86)
13	Jason Taylor (1997-2007, 2009, 2011)
12	Larry Little (1969-80)
12	Ed Newman (1973-84)
12	Bruce Hardy (1978-89)
12	Jim Jensen (1981-92)
12	Zach Thomas (1996-2007)

#### MOST GAMES PLAYED

242	Dan Marino (1983-99)
224	John Denney (2005-18)
204	Jason Taylor (1997-2007, 2009, 2011)
196	Bob Kuechenberg (1970-84)
183	Nat Moore (1974-86)
168	Zach Thomas (1996-2007)
167	Ed Newman (1973-85)
166	Vern Den Herder (1971-82)
164	Jim Jensen (1981-92)
164	Richmond Webb (1990-00)
163	Don Strock (1974-87)
161	Bob Griese (1967-80)
159	Larry Little (1969-80)
157	Tim Bowens (1994-04)
156	Tim Ruddy (1994-03)
155	Olindo Mare (1997-2006)
151	Bruce Hardy (1978-89)

#### MOST CONSECUTIVE GAMES PLAYED

224	John Denney (1st in 2005 through 16th in 2018)
130	Jason Taylor (15th in 1999 through 16th in 2007)
128	Jim Langer (10th in 1970 through 9th in 1979)
128	Brandon Fields (1st in 2007 through 16th in 2014)
127	Garo Yepremian (2nd in 1970 through 16th in 1978)
125	Bob Baumhower (1st in 1977 through 14th in 1984)
118	Richmond Webb (3rd in 1991 through 8th in 1998)
116	Olindo Mare (1st in 1997 through 4th in 2004)
<b>116</b>	<b>Jason Sanders (1st in 2018 through present)</b>
107	Dwight Stephenson (1st in 1980 through 2nd in 1987)

#### MOST STARTS

240	Dan Marino (1983-99)
186	Jason Taylor (1997-2007, 2009, 2011)
176	Bob Kuechenberg (1970-84)
168	Zach Thomas (1996-2007)
162	Richmond Webb (1990-2000)
155	Tim Bowens (1994-04)
152	Bob Griese (1967-80)
152	Larry Little (1969-80)
144	Vern Den Herder (1971-82)
140	Tim Ruddy (1994-2003)

#### MOST CONSECUTIVE STARTS

130	Jason Taylor (15th in 1999 through 16th in 2007)
118	Richmond Webb (3rd in 1991 through 8th in 1998)
109	Jim Langer (1st in 1972 through 9th in 1979)
95	Dan Marino (6th in 1987 through 5th in 1993)
92	Tim Bowens (3rd in 1994 through 14th in 1999)
91	Norm Evans (3rd in 1969 through 9th in 1975)
87	Dick Anderson (12th in 1968 through 14th in 1974)
87	Vernon Carey (7th in 2005 through 12th in 2010)
86	Bob Baumhower (1st in 1977 through 8th in 1982)
84	Jake Scott (1st in 1970 through 14th in 1975)
81	Vern Den Herder (1st in 1972 through 11th in 1977)
81	Jeff Cross (16th in 1988 through 16th in 1993)
81	Keith Sims (11th in 1991 through 11th in 1996)
80	Randy McMichael (1st in 2002 through 16th in 2006)

#### MOST PRO BOWLS

9	Dan Marino (1983-87, 1991-92, 1994-95)
7	Richmond Webb (1990-96)
7	Zach Thomas (1999-2003, 2005-06)
6	Bob Griese (1970-71, 1973-74, 1977-78)
6	Jim Langer (1973-78)
6	Bob Kuechenberg (1974-75, 1977-78, 1982-83)
6	Jason Taylor (2000, 2002, 2004-07)
5	Larry Csonka (1970-74)
5	Paul Warfield (1970-74)
5	Jake Scott (1971-75)
5	Bob Baumhower (1979, 1981-84)
5	Dwight Stephenson (1983-87)
5	John Offerdahl (1986-90)
5	Mark Clayton (1984-86, 1988, 1991)
5	Cameron Wake (2010, 2012-14, 2016)

#### MOST CONSECUTIVE PRO BOWLS

7	Richmond Webb (1990-96)
6	Jim Langer (1973-78)
5	Larry Csonka (1970-74)
5	Paul Warfield (1970-74)
5	Jake Scott (1971-75)
5	Dan Marino (1983-87)
5	Dwight Stephenson (1983-87)
5	John Offerdahl (1986-90)
5	Zach Thomas (1999-2003)

#### MOST PRO BOWL STARTS

7	Dan Marino (1983-86, 1992, 1994-95)
5	Jim Langer (1973-77)
5	Jason Taylor (2000, 2002, 2004-06)
4	Dwight Stephenson (1983-86)
4	John Offerdahl (1986, 1988-90)
4	Richmond Webb (1992-95)
4	Cameron Wake (2010, 2012, 2014, 2016)
3	Larry Little (1972-74)
3	Jake Scott (1972-73, 1975)
3	Bob Baumhower (1979, 1981, 1983)
3	Sam Madison (1999-2001)
3	Zach Thomas (1999, 2002, 2006)
3	Jake Long (2009-11)
3	Xavien Howard (2018, 20-21)



## INDIVIDUAL RECORDS

### MOST CONSECUTIVE PRO BOWL STARTS

- 5 Jim Langer (1973-77)
- 4 Dwight Stephenson (1983-86)
- 4 Dan Marino (1983-86)
- 4 Richmond Webb (1992-95)
- 3 Larry Little (1972-74)
- 3 John Offerdahl (1988-90)
- 3 Sam Madison (1999-2001)
- 3 Jason Taylor (2004-06)
- 3 Jake Long (2009-11)

### SCORING

#### MOST POINTS

##### CAREER

- 1,048 Olindo Mare (1997-06), 313 XPs, 245 FGs
- 830 Garo Yepremian (1970-78), 335 XPs, 165 FGs
- 826 Jason Sanders (2018-24), 259 XPs, 187 FGs, 1 TD**
- 774 Pete Stoyanovich (1989-95), 246 XPs, 176 FGs
- 540 Uwe von Schamann (1979-84), 237 XPs, 101 FGs

##### SEASON

- 144 Olindo Mare (1999), 27 XPs, 39 FGs
- 144 Jason Sanders (2020), 36 XPs, 36 FGs**
- 137 Jason Sanders (2024), 26 XPs, 37 FGs**
- 130 Jason Sanders (2023), 58 XPs, 24 FGs**
- 128 Caleb Sturgis (2014), 41 XPs, 29 FGs

##### GAME

- 24 Paul Warfield (12/15/73 vs. Detroit), 4 TDs
- 24 Mark Ingram (11/27/94 at N.Y. Jets), 4 TDs
- 24 Ronnie Brown (9/21/08 at New England), 4 TDs
- 24 De'Von Achane (9/24/23 vs. Denver), 4 TDs**
- 24 Raheem Mostert (9/24/23 vs. Denver), 4 TDs**

### MOST POINTS BY A ROOKIE

##### SEASON

- 116 Fuad Reveiz (1985), 50 XPs, 22 FGs
- 111 Caleb Sturgis (2013), 33 XPs, 26 FGs
- 103 Dan Carpenter (2008), 40 XPs, 21 FGs

### MOST CONSECUTIVE GAMES SCORING POINTS

- 121 Garo Yepremian (8th in 1970 through 16th in 1978)

### MOST TOUCHDOWNS

##### CAREER

- 82 Mark Clayton (1983-92), 81 pass, 1 ret.
- 75 Nat Moore (1974-86), 74 pass, 1 run
- 59 Mark Duper (1982-92), 59 pass
- 57 Larry Csonka (1968-74, 1979), 53 run, 4 pass
- 54 Ricky Williams (2002-03, 2005, 2007-10), 48 run, 6 pass

##### SEASON

- 21 Raheem Mostert (2023) 18 run, 3 pass**
- 18 Mark Clayton (1984), 18 pass
- 17 Ricky Williams (2002), 16 run, 1 pass
- 16 Karim Abdul-Jabbar (1997), 15 run, 1 pass
- 16 Lamar Smith (2000), 14 run, 2 pass

##### GAME

- 4 Paul Warfield (12/15/73 vs. Detroit), 4 pass
- 4 Mark Ingram (11/27/94 at N.Y. Jets), 4 pass
- 4 Ronnie Brown (9/21/08 at New England), 4 run

- 4 De'Von Achane (9/24/23 vs. Denver), 2 run, 2 pass**
- 4 Raheem Mostert (9/24/23 vs. Denver), 3 run, 1 pass**

### MOST TOUCHDOWNS BY A ROOKIE

##### SEASON

- 13 Ron Davenport (1985), 11 run, 2 pass
- 11 Karim Abdul-Jabbar (1996), 11 run
- 11 De'Von Achane (2023), 8 run, 3 pass**
- 8 Andra Franklin (1981), 7 run, 1 pass
- 7 Larry Csonka (1968), 6 run, 1 pass
- 7 Troy Stradford (1987), 6 run, 1 pass
- 7 Chris Chambers (2001), 7 pass
- 7 Jaylen Waddle (2021), 1 run, 6 pass**

##### GAME

- 4 De'Von Achane (9/24/23 vs. Denver), 2 run, 2 pass**
- 3 Ronald Scott (10/11/87 vs. Kansas City), 3 run
- 3 Troy Stradford (12/7/87 vs. N.Y. Jets), 3 run
- 3 Sammie Smith (12/10/89 vs. New England), 3 run

### MOST CONSECUTIVE GAMES SCORING A TOUCHDOWN

- 6 Paul Warfield (4th through 9th in 1971)
- 6 Mark Clayton (13th through 16th in 1988 and 2nd through 3rd in 1989)
- 6 Ricky Williams (16th in 2002 and 1st through 5th in 2003)

### MOST FIELD GOALS

##### CAREER

- 245 Olindo Mare (1997-06), 303 att.
- 187 Jason Sanders (2018-24), 221 att.**
- 176 Pete Stoyanovich (1989-95), 222 att.
- 165 Garo Yepremian (1970-78), 242 att.
- 127 Dan Carpenter (2008-12), 155 att.

##### SEASON

- 39 Olindo Mare (1999), 46 att.
- 37 Jason Sanders (2024), 41 att.**
- 36 Jason Sanders (2020), 39 att.**
- 31 Pete Stoyanovich (1991), 37 att.
- 30 Pete Stoyanovich (1992), 37 att.
- 30 Dan Carpenter (2010), 41 att.

##### GAME

- 7 Jason Sanders (12/8/19 at N.Y. Jets), 8 att.**
- 6 Olindo Mare (10/17/99 at New England), 6 att.
- 5 Garo Yepremian (9/26/71 at Buffalo), 6 att.
- 5 Olindo Mare (12/31/06 at Indianapolis), 5 att.
- 5 Dan Carpenter (10/24/10 vs. Pittsburgh), 5 att.
- 5 Dan Carpenter (10/31/10 at Cincinnati), 5 att.
- 5 Jason Sanders (10/4/20 vs. Seattle), 5 att.**
- 5 Jason Sanders (10/11/20 at San Francisco), 5 att.**
- 5 Jason Sanders (12/24/23 vs. Dallas), 5 att.**
- 5 Jason Sanders (12/22/24 vs. San Francisco), 5 att.**

### MOST FIELD GOALS BY A ROOKIE

##### SEASON

- 26 Caleb Sturgis (2013), 34 att.
- 22 Fuad Reveiz (1985), 27 att.
- 21 Uwe von Schamann (1979), 29 att.
- 21 Dan Carpenter (2008), 25 att.



## INDIVIDUAL RECORDS

### GAME

- 4 Dan Carpenter (11/2/08 at Denver), 4 att.
- 4 Jason Sanders (11/11/18 at Green Bay), 4 att.**
- 3 16 times (last – Jason Sanders, 10/25/18 at Houston)

### MOST CONSECUTIVE GAMES SCORING A FIELD GOAL

- 20 Garo Yepremian (10th in 1970 through 1st in 1972)
- 20 Olindo Mare (7th in 1998 through 10th in 1999)

### MOST CONSECUTIVE FIELD GOALS

- 27 Jason Sanders (7th through 18th in 2024)**
- 22 Jason Sanders (16th in 2019 through 9th in 2020)**
- 19 Olindo Mare (3rd through 7th in 1999)
- 17 Dan Carpenter (2nd through 12th in 2009)
- 16 Garo Yepremian (8th through 16th in 1978)
- 16 Olindo Mare (7th through 16th in 2000)

### HIGHEST FIELD GOAL PERCENTAGE

#### CAREER (min: 50 att.)

- 84.6 Jason Sanders (2018-24), 187 of 221**
- 81.9 Dan Carpenter (2008-12), 127 of 155
- 80.9 Olindo Mare (1997-06), 245 of 303
- 79.3 Pete Stoyanovich (1989-95), 176 of 222
- 77.5 Caleb Sturgis (2013-14), 55 of 71

#### SEASON (min: 15 att.)

- 92.3 Jason Sanders (2020), 36 of 39**
- 91.3 Jay Feely (2007), 21 of 23
- 91.3 Cody Parkey (2017), 21 of 23
- 90.5 Olindo Mare (2001), 19 of 21
- 90.3 Olindo Mare (2000), 28 of 31

### LONGEST FIELD GOALS

- 60 Dan Carpenter (12/5/10 vs. Cleveland)
- 59 Pete Stoyanovich (11/12/89 at N.Y. Jets)
- \*58 Pete Stoyanovich (1/5/91 vs. Kansas City)
- 58 Dan Carpenter (1/1/12 vs. N.Y. Jets)
- 57 Jason Sanders (12/24/23 vs. Dallas)**
- 57 Jason Sanders (12/8/24 vs. N.Y. Jets)**

### LONGEST FIELD GOALS BY A ROOKIE

- 59 Pete Stoyanovich (11/12/89 at N.Y. Jets)
- 54 Caleb Sturgis (9/15/13 at Indianapolis)
- 53 Uwe von Schamann (10/21/79 at New England)
- 53 Andrew Franks (10/25/15 vs. Houston)
- 52 Caleb Sturgis (10/27/13 at New England)

### MOST POINTS AFTER TOUCHDOWN

#### CAREER

- 335 Garo Yepremian (1970-78), 351 att.
- 313 Olindo Mare (1997-06), 318 att.
- 259 Jason Sanders (2018-24), 266 att.**

#### SEASON

- 66 Uwe von Schamann (1984), 70 att.
- 58 Jason Sanders (2023), 59 att.**
- 52 Fuad Reveiz (1986), 55 att.

### GAME

- 10 Jason Sanders (9/24/23 vs. Denver), 10 att.**
- 7 Garo Yepremian (11/12/72 vs. New England), 7 att.
- 7 Garo Yepremian (11/24/77 at St. Louis), 8 att.

- 7 Pete Stoyanovich (9/3/95 vs. N.Y. Jets), 7 att.
- 7 Olindo Mare (9/8/02 vs. Detroit), 7 att.

### MOST POINTS AFTER TOUCHDOWN BY A ROOKIE SEASON

- 50 Fuad Reveiz (1985), 52 att.
- 40 Dan Carpenter (2008), 40 att.
- 38 Pete Stoyanovich (1989), 39 att.

### MOST CONSECUTIVE POINTS AFTER TOUCHDOWN

- 110 Garo Yepremian (7th in 1972 to 2nd in 1975)
- 110 Pete Stoyanovich (16th in 1992 to 16th in 1995)

### HIGHEST POINT AFTER TOUCHDOWN PCT.

#### CAREER (min: 150 att.)

- 99.4 Dan Carpenter (2008-12), 154 of 155
- 98.43 Olindo Mare (1997-06), 313 of 318
- 98.40 Pete Stoyanovich (1989-95), 246 of 250
- 96.6 Jason Sanders (2018-24), 259 of 268**
- 95.3 Fuad Reveiz (1985-88), 161 of 169

### MOST TWO-POINT CONVERSIONS

#### CAREER

- 2 Irving Fryar (1993-95), 2 pass
- 2 Marty Booker (2004-07), 2 pass
- 2 Jarvis Landry (2014-16), 2 pass
- 2 Preston Williams (2019-21), 2 pass
- 2 Jaylen Waddle (2021-24), 2 pass**

#### SEASON

- 2 Irving Fryar (1994), 2 pass
- 2 Marty Booker (2006), 2 pass
- 2 Preston Williams (2020), 2 pass
- 2 Jaylen Waddle (2024), 2 pass**

## RUSHING

### MOST RUSHING YARDS

#### CAREER

- 6,737 Larry Csonka (1968-74, 1979), 1,506 att.
- 6,436 Ricky Williams (2002-03, 2005, 2007-10), 1,509 att.
- 4,815 Ronnie Brown (2005-10), 1,128 att.
- 3,877 Mercury Morris (1969-75), 754 att.
- 3,644 Jim Kiick (1968-74), 997 att.

#### SEASON

- 1,853 Ricky Williams (2002), 4.8 per carry
- 1,372 Ricky Williams (2003), 3.5 per carry
- 1,272 Jay Ajayi (2016), 4.9 per carry
- 1,258 Delvin Williams (1978), 4.6 per carry
- 1,139 Lamar Smith (2000), 3.7 per carry
- 1,121 Ricky Williams (2009), 4.7 per carry
- 1,117 Larry Csonka (1972), 5.2 per carry
- 1,116 Karim Abdul-Jabbar (1996), 3.6 per carry
- 1,099 Lamar Miller (2014), 5.1 per carry
- 1,086 Reggie Bush (2011), 5.0 per carry
- 1,051 Larry Csonka (1971), 5.4 per carry
- 1,012 Raheem Mostert (2023), 4.8 per carry**
- 1,008 Ronnie Brown (2006), 4.2 per carry
- 1,003 Larry Csonka (1973), 4.6 per carry
- 1,000 Mercury Morris (1972), 5.3 per carry



## INDIVIDUAL RECORDS

### GAME

228	Ricky Williams (12/1/02 at Buffalo), 27 att.
216	Ricky Williams (12/9/02 vs. Chicago), 31 att.
214	Jay Ajayi (10/23/16 vs. Buffalo), 28 att.
*209	Lamar Smith (12/30/00 vs. Indianapolis), 40 att.
206	Jay Ajayi (12/24/16 at Buffalo), 32 att.
204	Jay Ajayi (10/16/16 vs. Pittsburgh), 25 att.
203	Reggie Bush (12/18/11 at Buffalo), 25 att.
203	<b>De'Von Achane (9/24/23 vs. Denver), 18 att.</b>

### MOST RUSHING YARDS BY A ROOKIE

#### SEASON

1,116	Karim Abdul-Jabbar (1996), 3.6 per carry
907	Ronnie Brown (2005), 4.4 per carry
800	<b>De'Von Achane (2023), 7.8 per carry</b>
711	Andra Franklin (1981), 3.5 per carry
659	Sammie Smith (1989), 3.3 per carry

### GAME

203	<b>De'Von Achane (9/24/23 vs. Denver), 18 att.</b>
169	Troy Stradford (11/22/87 at Dallas), 17 att.
152	Karim Abdul-Jabbar (12/22/96 at N.Y. Jets), 30 att.
151	<b>De'Von Achane (10/8/23 vs. N.Y. Giants), 11 att.</b>
140	Leroy Harris (12/5/77 vs. Baltimore), 17 att.

### MOST RUSHING ATTEMPTS

#### CAREER

1,509	Ricky Williams (2002-03, 2005, 2007-10)
1,506	Larry Csonka (1968-74, 1979)
1,128	Ronnie Brown (2005-10)
997	Jim Kiick (1968-74)
888	Karim Abdul-Jabbar (1996-99)

#### SEASON

392	Ricky Williams (2003)
383	Ricky Williams (2002)
313	Lamar Smith (2001)
309	Lamar Smith (2000)
307	Karim Abdul-Jabbar (1996)

### GAME

42	Ricky Williams (9/21/03 vs. Buffalo), 153 yards
*40	Lamar Smith (12/30/00 vs. Indianapolis), 209 yards
36	Ricky Williams (10/6/02 vs. New England), 105 yards
36	Ricky Williams (11/16/03 vs. Baltimore), 105 yards
34	Ricky Williams (9/14/03 at N.Y. Jets), 125 yards
**33	Larry Csonka (1/13/74 vs. Minnesota), 145 yards
33	Karim Abdul-Jabbar (9/20/98 vs. Pittsburgh), 108 yards

### MOST RUSHING ATTEMPTS BY A ROOKIE

#### SEASON

307	Karim Abdul-Jabbar (1996)
207	Ronnie Brown (2005)
201	Andra Franklin (1981)
200	Sammie Smith (1989)
165	Jim Kiick (1968)
165	Daniel Thomas (2011)

### GAME

31	J.J. Johnson (11/21/99 vs. New England), 106 yards
30	Troy Stradford (12/7/87 vs. N.Y. Jets), 120 yards
30	Karim Abdul-Jabbar (12/22/96 at N.Y. Jets), 152 yards
29	Karim Abdul-Jabbar (11/3/96 at New England), 104 yards
27	Karim Abdul-Jabbar (12/16/96 vs. Buffalo), 76 yards

### MOST RUSHING TOUCHDOWNS

#### CAREER

53	Larry Csonka (1968-74, 1979)
48	Ricky Williams (2002-03, 2005, 2007-10)
36	Ronnie Brown (2005-10)
33	Karim Abdul-Jabbar (1996-99)
29	Mercury Morris (1969-75)

#### SEASON

18	<b>Raheem Mostert (2023)</b>
16	Ricky Williams (2002)
15	Karim Abdul-Jabbar (1997)
14	Lamar Smith (2000)
12	Mercury Morris (1972)
12	Don Nottingham (1975)
12	Larry Csonka (1979)

### GAME

4	Ronnie Brown (9/21/08 at New England), 2,15,5,6,2
3	Jim Kiick (12/20/70 vs. Buffalo), 4,2,2
3	Mercury Morris (11/12/72 vs. New England), 4,4,6
3	Mercury Morris (9/30/73 vs. New England), 24,70,35
*3	Larry Csonka (12/30/73 vs. Oakland), 11,2,2
3	Don Nottingham (11/3/74 vs. Atlanta), 1,2,1
3	Don Nottingham (10/5/75 at Green Bay), 11,1,1,1
3	Don Nottingham (10/26/75 at Buffalo), 1,1,1
3	Larry Csonka (9/23/79 vs. Chicago), 12,9,1
3	Larry Csonka (11/29/79 vs. New England), 1,1,1
3	Ronald Scott (10/11/87 vs. Kansas City), 2,4,3
3	Troy Stradford (12/7/87 vs. N.Y. Jets), 1,1,1
3	Sammie Smith (12/10/89 vs. New England), 1,7,2
3	Bernie Parmalee (12/25/94 vs. Detroit), 1,1,6
3	Karim Abdul-Jabbar (10/19/97 at Baltimore), 5,5,6
3	Karim Abdul-Jabbar (11/23/97 at New England), 1,1,1
3	Ricky Williams (10/25/09 vs. New Orleans), 4,68,4
3	<b>Raheem Mostert (9/24/23 vs. Denver) 20,3,1</b>

### MOST RUSHING TOUCHDOWNS BY A ROOKIE

#### SEASON

11	Ron Davenport (1985)
11	Karim Abdul-Jabbar (1996)
8	<b>De'Von Achane (2023)</b>
7	Andra Franklin (1981)
6	Larry Csonka (1968)
6	Troy Stradford (1987)
6	Sammie Smith (1989)

### GAME

3	Ronald Scott (10/11/87 vs. Kansas City)
3	Troy Stradford (12/7/87 vs. N.Y. Jets)
3	Sammie Smith (12/10/89 vs. New England)

### MOST CONSECUTIVE GAMES WITH A RUSHING TD

5	Mercury Morris (6th through 10th in 1972)
5	Don Nottingham (2nd through 6th in 1975)
5	Pete Johnson (8th through 12th in 1984)
5	Karim Abdul-Jabbar (10th through 14th in 1997)

### HIGHEST RUSHING AVERAGE

#### CAREER (min: 300 att.)

5.6	<b>De'Von Achane (2023-24), 306 att.</b>
5.1	Mercury Morris (1969-75), 754 att.
4.8	Tony Nathan (1979-87), 732 att.
4.7	Reggie Bush (2011-12), 443 att.
4.6	Kenyan Drake (2016-19), 333 att.



## INDIVIDUAL RECORDS

### SEASON (min: 100 att.)

7.8	<b>De'Von Achane (2023), 103/800 yards</b>
6.4	Mercury Morris (1973), 149/954 yards
5.4	Larry Csonka (1971), 195/1,051 yards
5.32	Tony Nathan (1981), 147/782 yards
5.26	Mercury Morris (1972), 190/1,000 yards

### GAME (min: 10 att.)

13.7	<b>De'Von Achane (10/8/23 vs. N.Y. Giants) 11/151</b>
13.1	Mercury Morris (9/30/73 vs. New England) 15/197
12.6	Abner Haynes (9/17/67 vs. Denver), 12/151
12.6	Delvin Williams (11/9/80 at Los Angeles), 12/151

### MOST 100-YARD RUSHING GAMES

#### CAREER

24	Ricky Williams (2002-03, 2005, 2007-10)
15	Larry Csonka (1968-74, 1979)
15	Ronnie Brown (2005-10)
10	Mercury Morris (1969-75)
9	Karim Abdul-Jabbar (1996-99)

#### SEASON

10	Ricky Williams (2002)
7	Ricky Williams (2003)
5	Delvin Williams (1978)
5	Reggie Bush (2011)
4	Larry Csonka (1972)
4	Karim Abdul-Jabbar (1996)
4	Lamar Smith (2000)
4	Ronnie Brown (2006)
4	Ronnie Brown (2007)
4	Ricky Williams (2009)
4	Jay Ajayi (2016)
4	<b>De'Von Achane (2023)</b>

### MOST 100-YARD RUSHING GAMES BY A ROOKIE

4	Karim Abdul-Jabbar (1996)
4	<b>De'Von Achane (2023)</b>
3	Benny Malone (1974)
3	Troy Stradford (1987)
2	Jim Kiick (1968)
2	Leroy Harris (1977)
2	Ronnie Brown (2005)

### MOST CONSECUTIVE 100-YARD RUSHING GAMES

5	Ricky Williams (10th through 14th in 2002)
4	Ronnie Brown (3rd through 6th in 2007)
4	Reggie Bush (12th through 15th in 2011)
3	Ricky Williams (1st through 3rd in 2002)
3	Ricky Williams (10th through 12th in 2003)
3	Ricky Williams (9th through 11th in 2009)
3	Jay Ajayi (6th through 8th in 2016)
3	<b>De'Von Achane (3rd through 5th in 2023)</b>
2	Larry Csonka (11th through 12th in 1970)
2	Benny Malone (7th through 8th in 1974)
2	Don Nottingham (2nd through 3rd in 1975)
2	Mercury Morris (5th through 6th in 1975)
2	Benny Malone (7th through 8th in 1976)
2	Benny Malone (4th through 5th in 1977)
2	Andra Franklin (5th through 6th in 1982)
2	Mark Higgs (1st through 2nd in 1991)
2	Bernie Parmalee (7th through 8th in 1994)
2	Ricky Williams (2nd through 3rd in 2003)
2	Ricky Williams (14th through 15th in 2003)

2	Ricky Williams (15th through 16th in 2005)
2	Ronnie Brown (15th through 16th in 2006)
2	Ronnie Brown (3rd through 4th in 2008)
2	Lamar Miller (5th through 6th in 2015)
2	Kenyan Drake (12th through 13th in 2017)

### LONGEST RUNS FROM SCRIMMAGE

97t	Lamar Miller (12/28/14 vs. N.Y. Jets)
85t	Lamar Miller (10/25/15 vs. Houston)
77t	Leroy Harris (12/5/77 vs. Baltimore)
77t	Keith Byars (11/25/93 at Dallas)
76t	Reggie Bush (12/18/11 at Buffalo)
76t	<b>De'Von Achane (10/8/23 vs. N.Y. Giants)</b>
75t	Kalen Ballage (12/16/18 at Minnesota)
71t	Jerris McPhail (10/27/97 vs. Chicago)
70t	Mercury Morris (9/30/73 vs. New England)
70	Mercury Morris (10/15/73 at Cleveland)
69	Damien Williams (11/19/17 vs. Tampa Bay)
68t	Lamar Smith (10/23/00 at N.Y. Jets)
68t	James McKnight (10/5/03 at N.Y. Giants)
68t	Ricky Williams (10/25/09 vs. New Orleans)
67	<b>Raheem Mostert (12/17/22 at Buffalo)</b>
67t	<b>De'Von Achane (9/24/23 vs. Denver)</b>
66t	Benny Malone (10/9/77 at Baltimore)
66t	Kenyan Drake (11/13/17 at Carolina)
65t	Abner Haynes (9/17/67 vs. Denver)
65t	Gary Davis (9/17/78 vs. Buffalo)
65	Delvin Williams (11/9/80 at Los Angeles)
65t	Ronnie Brown (10/21/05 vs. Kansas City)
65t	Reggie Bush (9/16/12 vs. Oakland)
64	Ron Davenport (12/18/88 at Pittsburgh)
63	Norm Bulaich (9/10/78 at Baltimore)
63t	Ricky Williams (12/9/02 vs. Chicago)
62t	Ronnie Brown (9/21/08 at New England)
62t	Jay Ajayi (10/16/16 vs. Pittsburgh)
61	Chris Chambers (9/11/05 vs. Denver)
61	<b>De'Von Achane (1/5/25 at N.Y. Jets)</b>
60t	Gary Davis (12/17/77 vs. Buffalo)
60t	Ronnie Brown (9/30/07 vs. Oakland)

## PASSING

### MOST PASSING YARDS

#### CAREER

61,361	Dan Marino (1983-99)
25,092	Bob Griese (1967-80)
20,434	Ryan Tannehill (2012-18)
15,506	<b>Tua Tagovailoa (2020-24)</b>
11,040	Jay Fiedler (2000-04)

#### SEASON

5,084	Dan Marino (1984)
4,746	Dan Marino (1986)
4,624	<b>Tua Tagovailoa (2023)</b>
4,453	Dan Marino (1994)
4,434	Dan Marino (1988)
4,208	Ryan Tannehill (2015)

#### GAME

521	Dan Marino (10/23/88 vs. N.Y. Jets), 35 of 60
473	Dan Marino (9/4/94 vs. New England), 23 of 42
470	Dan Marino (12/2/84 vs. L.A. Raiders), 35 of 57
469	<b>Tua Tagovailoa (9/18/22 at Baltimore), 36 of 50</b>
466	<b>Tua Tagovailoa (9/10/23 at L.A. Chargers), 28 of 45</b>



## INDIVIDUAL RECORDS

### MOST PASSING YARDS BY A ROOKIE

#### SEASON

3,294	Ryan Tannehill (2012)
2,210	Dan Marino (1983)
2,005	Bob Griese (1967)

#### GAME

431	Ryan Tannehill (9/30/12 at Arizona), 26 of 41
<b>361</b>	<b>Tua Tagovailoa (1/3/21 at Buffalo), 35 of 58</b>
322	Dan Marino (10/9/83 vs. Buffalo), 19 of 29

### MOST PASS ATTEMPTS

#### CAREER

8,358	Dan Marino (1983-99)
3,429	Bob Griese (1967-80)
2,911	Ryan Tannehill (2012-18)
<b>2,037</b>	<b>Tua Tagovailoa (2020-24)</b>
1,603	Jay Fiedler (2000-04)

#### SEASON

623	Dan Marino (1986), 378 completions
615	Dan Marino (1994), 385 completions
606	Dan Marino (1988), 354 completions
590	Ryan Tannehill (2014), 392 completions
588	Ryan Tannehill (2013), 355 completions

#### GAME

*64	Dan Marino (12/30/95 at Buffalo), 33 completions
62	Joey Harrington (10/22/06 vs. Green Bay), 33 completions
60	Dan Marino (10/23/88 vs. N.Y. Jets), 35 completions
60	Dan Marino (11/23/97 at New England), 38 completions
58	Ryan Tannehill (11/29/15 at N.Y. Jets), 33 completions
<b>58</b>	<b>Tua Tagovailoa (1/3/21 at Buffalo), 35 completions</b>

### MOST PASS ATTEMPTS BY A ROOKIE

#### SEASON

484	Ryan Tannehill (2012), 282 completions
331	Bob Griese (1967), 166 completions
327	David Woodley (1980), 176 completions

#### GAME

<b>58</b>	<b>Tua Tagovailoa (1/3/21 at Buffalo), 35 completions</b>
<b>48</b>	<b>Tua Tagovailoa (12/13/20 vs. Kansas City), 28 completions</b>
*45	Skylar Thompson (1/15/23 at Buffalo), 18 completions

### MOST PASS COMPLETIONS

#### CAREER

4,967	Dan Marino (1983-99)
1,926	Bob Griese (1967-80)
1,829	Ryan Tannehill (2012-18)
<b>1,387</b>	<b>Tua Tagovailoa (2020-24)</b>
936	Jay Fiedler (2000-04)

#### SEASON

392	Ryan Tannehill (2014), 590 att.
<b>388</b>	<b>Tua Tagovailoa (2023), 560 att.</b>
385	Dan Marino (1994), 615 att.
378	Dan Marino (1986), 623 att.
363	Ryan Tannehill (2015), 586 att.

#### GAME

39	Dan Marino (11/16/86 at Buffalo), 54 att.
38	Dan Marino (11/23/97 at New England), 60 att.
<b>37</b>	<b>Tua Tagovailoa (11/28/24 at Green Bay), 46 att.</b>
<b>36</b>	<b>Tua Tagovailoa (9/18/22 at Baltimore), 50 att.</b>

35	Dan Marino (12/2/84 vs. L.A. Raiders), 57 att.
35	Dan Marino (10/23/88 vs. N.Y. Jets), 60 att.
35	Dan Marino (12/3/95 vs. Atlanta), 50 att.
35	Chad Henne (12/27/09 vs. Houston), 55 att.
35	Ryan Tannehill (12/21/14 vs. Minnesota), 47 att.
<b>35</b>	<b>Tua Tagovailoa (1/3/21 at Buffalo), 58 att.</b>

### MOST PASS COMPLETIONS BY A ROOKIE

#### SEASON

282	Ryan Tannehill (2012), 484 att.
<b>186</b>	<b>Tua Tagovailoa (2020), 290 att.</b>
176	David Woodley (1980), 327 att.

#### GAME

<b>35</b>	<b>Tua Tagovailoa (1/3/21 at Buffalo), 58 att.</b>
<b>28</b>	<b>Tua Tagovailoa (12/13/20 vs. Kansas City), 48 att.</b>
26	Ryan Tannehill (9/30/12 at Arizona), 41 att.
<b>26</b>	<b>Tua Tagovailoa (12/6/20 vs. Cincinnati), 39 att.</b>

### MOST CONSECUTIVE PASS COMPLETIONS

25	Ryan Tannehill (10/18/15 at Tennessee through 10/25/15 vs. Houston)
21	Ryan Fitzpatrick (9/20/20 vs. Buffalo through 9/24/20 at Jacksonville)
19	Jay Cutler (10/22/17 vs. N.Y. Jets through 11/5/17 vs. Oakland)
17	Chad Pennington (12/7/08 at Buffalo through 12/14/08 vs. San Francisco)
17	Chad Henne (12/13/09 at Jacksonville)
<b>17</b>	<b>Tua Tagovailoa (11/21/21 at N.Y. Jets through 11/28/21 vs. Carolina)</b>
<b>17</b>	<b>Tua Tagovailoa (9/24/23 vs. Denver)</b>

### MOST TOUCHDOWN PASSES

#### CAREER

420	Dan Marino (1983-99)
192	Bob Griese (1967-80)
123	Ryan Tannehill (2012-18)
<b>100</b>	<b>Tua Tagovailoa (2020-24)</b>
66	Jay Fiedler (2000-04)

#### SEASON

48	Dan Marino (1984) - 362 completions
44	Dan Marino (1986) - 378 completions
30	Dan Marino (1985) - 336 completions
30	Dan Marino (1994) - 385 completions
<b>29</b>	<b>Tua Tagovailoa (2023) - 388 completions</b>

#### GAME

6	Bob Griese (11/24/77 at St. Louis)
6	Dan Marino (9/21/86 at N.Y. Jets)
<b>6</b>	<b>Tua Tagovailoa (9/18/22 at Baltimore)</b>
5	Dan Marino (9/2/84 at Washington)
5	Dan Marino (12/8/85 at Green Bay)
5	Dan Marino (12/14/86 at L.A. Rams)
5	Dan Marino (11/27/88 at N.Y. Jets)
5	Dan Marino (9/4/94 vs. New England)
4	26 times (last - <b>Tua Tagovailoa, 11/24/24 vs. New England</b> )

### MOST TOUCHDOWN PASSES BY A ROOKIE

#### SEASON

20	Dan Marino (1983) of 173 completions
15	Bob Griese (1967) of 166 completions
14	David Woodley (1980) of 176 completions



## INDIVIDUAL RECORDS

### GAME

4	John Stofa (12/18/66 vs. Houston)
3	Bob Griese (12/17/67 vs. New England)
3	David Woodley (11/9/80 at L.A. Rams)
3	David Woodley (12/14/80 at Baltimore)
3	Dan Marino (10/9/83 vs. Buffalo)
3	Dan Marino (10/16/83 at N.Y. Jets)
3	Dan Marino (11/28/83 vs. Cincinnati)

### MOST CONSECUTIVE GAMES WITH A TD PASS

30	Dan Marino (10th in 1985 through 2nd in 1987 and 6th through 10th in 1987)
----	--

### MOST PASSES HAD INTERCEPTED

#### CAREER

252	Dan Marino (1983-99)
172	Bob Griese (1967-80)
75	Ryan Tannehill (2012-18)
63	Jay Fiedler (2000-04)
44	<b>Tua Tagovailoa (2020-24)</b>

#### SEASON

23	Dan Marino (1986), 623 att.
23	Dan Marino (1988), 606 att.
22	Dan Marino (1989), 550 att.
21	Dan Marino (1985), 567 att.
19	Jay Fiedler (2001), 450 att.
19	Chad Henne (2010), 490 att.

### GAME

5	Bob Griese (12/23/67 vs. Houston), 41 att.
5	Rick Norton (11/23/69 vs. Houston), 26 att.
5	David Woodley (10/25/81 at Dallas), 37 att.
5	Kyle Mackey (10/18/87 at N.Y. Jets), 55 att.
5	Dan Marino (10/23/88 vs. N.Y. Jets), 60 att.
5	Dan Marino (11/25/99 at Dallas), 36 att.
5	A.J. Feeley (12/5/04 vs. Buffalo), 51 att.

### MOST PASSES HAD INTERCEPTED AS A ROOKIE

#### SEASON

18	Bob Griese (1967), 331 att.
17	David Woodley (1980), 327 att.
13	Ryan Tannehill (2012), 484 att.

### GAME

5	Bob Griese (12/23/67 vs. Houston), 41 att.
3	Rick Norton (9/18/66 at Buffalo), 10 att.
3	Bob Griese (11/26/67 vs. Buffalo), 33 att.
3	David Woodley (9/28/80 vs. New Orleans), 15 att.
3	John Beck (12/2/07 vs. N.Y. Jets), 39 att.
3	Ryan Tannehill (9/9/12 at Houston), 36 att.
3	Ryan Tannehill (11/11/12 vs. Tennessee), 39 att.
3	<b>Tua Tagovailoa (1/3/21 at Buffalo), 58 att.</b>

### MOST CONSECUTIVE GAMES STARTED WITH NO PASSES INTERCEPTED

5	Jay Fiedler (8th through 11th, 13th in 2000 – missed 12th in 2000)
5	<b>Tua Tagovailoa (7th through 10th, 12th in 2020 – missed 11th in 2020)</b>
5	<b>Tua Tagovailoa (7th through 11th in 2022)</b>
4	Bob Griese (5th through 8th in 1971)
4	Dan Marino (4th through 7th in 1997)
4	Ray Lucas (9th through 12th in 2002)
4	Ryan Tannehill (5th through 8th in 2012)

4	Ryan Tannehill (12th through 15th in 2012)
4	Ryan Tannehill (6th through 9th in 2016)

4	<b>Tua Tagovailoa (12th through 15th in 2023)</b>
4	<b>Tua Tagovailoa (10th through 13th in 2024)</b>

### MOST CONSECUTIVE PASSES WITH NONE INTERCEPTED

204	<b>Tua Tagovailoa (9th through 14th in 2024)</b>
193	<b>Tua Tagovailoa (4th, 7th through 12th in 2022 – missed 5th and 6th in 2022)</b>
160	Ryan Tannehill (15th in 2014 through 3rd in 2015)
156	Dan Marino (3rd through 8th in 1997)
152	<b>Tua Tagovailoa (5th through 13th in 2020)</b>

### LOWEST INTERCEPTION RATE

#### CAREER (min: 250 att.)

1.63	Chad Pennington (2008-10), 9 of 552 att.
1.86	Cleo Lemon (2005-07), 7 of 377 att.
2.16	<b>Tua Tagovailoa (2020-24), 44 of 2,037 att.</b>
2.58	Ryan Tannehill (2012-18), 75 of 2,911 att.
2.63	Gus Frerotte (2005), 13 of 494 att.

#### SEASON (min: 150 att.)

1.47	Chad Pennington (2008), 7 of 476 att.
1.72	<b>Tua Tagovailoa (2020), 5 of 290 att.</b>
1.75	<b>Tua Tagovailoa (2024), 7 of 399 att.</b>
1.85	Damon Huard (1999), 4 of 216 att.
1.94	Cleo Lemon (2007), 6 of 309 att.

### HIGHEST COMPLETION PERCENTAGE

#### CAREER (min: 150 comp.)

68.1	<b>Tua Tagovailoa (2020-24), 1,387 of 2,037 att.</b>
67.6	Chad Pennington (2008-10), 373 of 552 att.
64.2	Ryan Fitzpatrick (2019-20), 494 of 769 att.
62.8	Ryan Tannehill (2012-18), 1,829 of 2,911 att.
62.0	Jay Cutler (2017), 266 of 429 att.

#### SEASON (min: 75 comp.)

72.9	<b>Tua Tagovailoa (2024), 291 of 399 att.</b>
69.3	<b>Tua Tagovailoa (2023), 388 of 560 att.</b>
68.5	Ryan Fitzpatrick (2020), 183 of 267 att.
67.8	<b>Tua Tagovailoa (2021), 263 of 388 att.</b>
67.4	Chad Pennington (2008), 321 of 476 att.
67.1	Ryan Tannehill (2016), 261 of 389 att.

#### GAME (min: 12 comp.)

94.7	Ryan Tannehill (10/25/15 vs. Houston), 18 of 19 att.
92.3	Bob Griese (12/18/78 vs. New England), 12 of 13 att.
90.0	Ryan Fitzpatrick (9/24/20 at Jacksonville), 18 of 20 att.
89.3	<b>Tua Tagovailoa (11/3/24 vs. Buffalo), 25 of 28 att.</b>
88.5	<b>Tua Tagovailoa (9/24/23 vs. Denver), 23 of 26 att.</b>

### HIGHEST COMPLETION PERCENTAGE BY A ROOKIE

#### SEASON (min: 75 comp.)

64.1	<b>Tua Tagovailoa (2020), 186 of 290 att.</b>
58.4	Dan Marino (1983), 173 of 296 att.
58.3	Ryan Tannehill (2012), 282 of 484 att.
53.8	David Woodley (1980), 176 of 327 att.

#### GAME (min: 12 comp.)

81.0	Bob Griese (10/22/67 vs. N.Y. Jets), 17 of 21 att.
78.6	Ryan Tannehill (12/6/12 vs. Jacksonville), 22 of 28 att.
77.3	<b>Tua Tagovailoa (12/26/20 at Las Vegas), 17 of 22 att.</b>



## INDIVIDUAL RECORDS

### HIGHEST PASSER RATING

#### CAREER (min: 250 att.)

<b>97.9</b>	<b>Tua Tagovailoa (2020-24)</b>
94.5	Chad Pennington (2008-10)
89.0	Ryan Fitzpatrick (2019-20)
87.0	Ryan Tannehill (2012-18)
86.4	Dan Marino (1983-99)

#### SEASON (min: 150 att.)

108.9	Dan Marino (1984)
<b>105.5</b>	<b>Tua Tagovailoa (2022)</b>
<b>101.4</b>	<b>Tua Tagovailoa (2024)</b>
<b>101.1</b>	<b>Tua Tagovailoa (2023)</b>
97.4	Chad Pennington (2008)

### HIGHEST PASSER RATING BY A ROOKIE

#### SEASON (min: 150 att.)

96.0	Dan Marino (1983)
<b>87.1</b>	<b>Tua Tagovailoa (2020)</b>
76.1	Ryan Tannehill (2012)

### HIGHEST PASS YARDS PER ATTEMPT

#### CAREER (min: 250 att.)

8.22	Earl Morrall (1972-76), 284/2,335 yards
<b>7.63</b>	<b>Tua Tagovailoa (2020-24), 2,003/15,291 yards</b>
7.40	Chad Pennington (2008-10), 552/4,085 yards
7.34	Dan Marino (1983-99), 8,358/61,361 yards
7.32	Bob Griese (1967-80), 3,429/25,092 yards

#### SEASON (min: 150 att.)

9.07	Earl Morrall (1972), 150/1,360
9.01	Dan Marino (1984), 564/5,084
<b>8.87</b>	<b>Tua Tagovailoa (2022), 400/3,548</b>
8.86	Bob Griese (1975), 191/1,693
<b>8.26</b>	<b>Tua Tagovailoa (2023), 560/4,624</b>

#### GAME (min: 20 att.)

*13.16	Dan Marino (1/6/85 vs. Pittsburgh), 32/421
12.57	Ryan Tannehill (9/23/18 vs. Oakland), 23/289
12.52	Earl Morrall (12/15/74 vs. New England), 23/288
12.50	Ryan Fitzpatrick (10/11/20 at San Francisco), 28/350
<b>12.40</b>	<b>Tua Tagovailoa (12/25/22 vs. Green Bay), 25/310</b>

### MOST 300-YARD PASSING GAMES

#### CAREER

63	Dan Marino (1983-99)
16	Ryan Tannehill (2012-18)
<b>16</b>	<b>Tua Tagovailoa (2020-24)</b>
7	Chad Henne (2008-11)
7	Ryan Fitzpatrick (2019-20)
3	Bob Griese (1967-80)
3	Jay Fiedler (2000-04)
2	David Woodley (1980-83)
2	Steve DeBerg (1993)
2	Chad Pennington (2008-10)
1	John Stofa (1966-67, 1969-70)
1	Don Strock (1974-87)
1	Scott Mitchell (1990-93)
1	Bernie Kosar (1994-96)
1	A.J. Feeley (2004)
1	Gus Frerotte (2005)
1	Joey Harrington (2006)
1	Trent Green (2007)
1	Cleo Lemon (2007)
1	Jay Cutler (2017)
1	Brock Osweiler (2018)
1	Teddy Bridgewater (2022)

#### SEASON

9	Dan Marino (1984)
6	Dan Marino (1985)
6	Dan Marino (1986)
6	Dan Marino (1988)
6	Ryan Tannehill (2015)

### MOST CONSECUTIVE 300-YARD PASSING GAMES

3	Dan Marino (14th through 16th in 1984)
3	Dan Marino (13th through 15th in 1988)
3	Dan Marino (11th through 13th in 1994)
3	Dan Marino (14th through 16th in 1998)
<b>3</b>	<b>Tua Tagovailoa (11th through 13th in 2024)</b>

### LONGEST PASS PLAYS

86t	Bob Griese to Paul Warfield (11/14/71 vs. Pittsburgh)
85t	Dan Marino to Mark Duper (11/20/83 vs. Baltimore)
85t	Dan Marino to Mark Duper (11/2/86 vs. Houston)
<b>84t</b>	<b>Tua Tagovailoa to Jaylen Waddle (12/25/22 vs. Green Bay)</b>
80t	George Wilson, Jr. to Bo Roberson (10/23/66 at Houston)
80t	Dan Marino to Mark Duper (9/23/84 vs. Indianapolis)
80t	Dan Marino to Ferrell Edmunds (11/27/88 at N.Y. Jets)
80t	Dan Marino to Tony Martin (10/4/93 vs. Washington)
80t	Brian Griese to James McKnight (11/23/03 vs. Washington)
80t	Chad Pennington to Patrick Cobbs (10/12/08 at Houston)
80t	Ryan Tannehill to Brian Hartline (9/30/12 at Arizona)
<b>80t</b>	<b>Tua Tagovailoa to Tyreek Hill (9/8/24 vs. Jacksonville)</b>
79t	Bob Griese to Nat Moore (11/2/75 at Chicago)
78t	Dan Marino to Mark Clayton (11/12/89 at N.Y. Jets)
<b>78t</b>	<b>Tua Tagovailoa to Tyreek Hill (12/3/23 at Washington)</b>
77t	Scott Mitchell to Mark Ingram (10/31/93 vs. Kansas City)
77t	Ray Lucas to James McKnight (11/24/02 vs. San Diego)
77t	Sage Rosenfels to Chris Chambers (10/21/05 vs. Kansas City)
77t	Sage Rosenfels to Chris Chambers (1/2/05 at Baltimore)
**76t	David Woodley to Jimmy Cefalo (1/30/83 vs. Washington)
*75t	Bob Griese to Paul Warfield (1/2/72 vs. Baltimore)
75t	Ryan Tannehill to Kenny Stills (9/9/18 vs. Tennessee)
75t	Brock Osweiler to Albert Wilson (10/14/18 vs. Chicago)
<b>75t</b>	<b>Tua Tagovailoa to Trent Sherfield (12/4/22 at San Francisco)</b>

## RECEIVING

### MOST RECEPTIONS

#### CAREER

550	Mark Clayton (1983-92)
511	Mark Duper (1982-92)
510	Nat Moore (1974-86)
415	O.J. McDuffie (1993-00)
405	Chris Chambers (2001-07)

#### SEASON

<b>119</b>	<b>Tyreek Hill (2023), 1,799 yards</b>
<b>119</b>	<b>Tyreek Hill (2022), 1,710 yards</b>
112	Jarvis Landry (2017), 987 yards
110	Jarvis Landry (2015), 1,157 yards
<b>104</b>	<b>Jaylen Waddle (2021), 1,015 yards</b>

#### GAME

15	Chris Chambers (12/4/05 vs. Buffalo), 238 yards
13	Jarvis Landry (11/29/15 at N.Y. Jets), 165 yards
13	Jarvis Landry (9/17/17 at L.A. Chargers), 78 yards



## INDIVIDUAL RECORDS

12	Jim Jensen (11/6/88 at New England), 110 yards
12	Brian Hartline (9/30/12 at Arizona), 253 yards
12	<b>Jaylen Waddle (9/26/21 at Las Vegas), 58 yards</b>
12	<b>Tyreek Hill (10/16/22 vs. Minnesota), 177 yards</b>
12	<b>Tyreek Hill (10/30/22 at Detroit), 188 yards</b>

### MOST RECEPTIONS BY A ROOKIE

#### SEASON

104	<b>Jaylen Waddle (2021), 1,015 yards</b>
84	Jarvis Landry (2014), 758 yards
75	Terry Kirby (1993), 874 yards
67	Jack Clancy (1967), 868 yards
54	Davone Bess (2008), 554 yards

#### GAME

12	<b>Jaylen Waddle (9/26/21 at Las Vegas), 58 yards</b>
10	Rob Konrad (1/2/00 at Washington), 68 yards
10	<b>Jaylen Waddle (10/17/21 at Jacksonville), 70 yards</b>
10	<b>Jaylen Waddle (12/27/21 at New Orleans), 92 yards</b>
9	Terry Kirby (12/19/93 vs. Buffalo), 148 yards
9	Davone Bess (12/7/08 vs. Buffalo at Toronto), 74 yards
9	<b>Jaylen Waddle (11/28/21 vs. Carolina), 137 yards</b>
9	<b>Jaylen Waddle (12/5/21 vs. N.Y. Giants), 90 yards</b>

### MOST CONSECUTIVE GAMES WITH A RECEPTION

92	Mark Clayton (6th in 1986 through 16th in 1992 - missed 13th in 1986, 1st in 1989, 1st in 1990, 10th through 14th in 1990 and 1st through 3rd in 1992)
74	O.J. McDuffie (3rd in 1995 through 15th in 1999, missed 11th through 13th and 16th in 1999)
63	Jarvis Landry (2nd in 2014 through 16th in 2017)
61	Davone Bess (1st in 2008 through 13th in 2011)
60	Chris Chambers (1st in 2003 through 13th in 2006 - missed 4th in 2004)
60	<b>Jaylen Waddle (1st in 2021 to 14th in 2024)</b>

### MOST RECEIVING YARDS

#### CAREER

8,869	Mark Duper (1982-92), 17.4 per catch
8,643	Mark Clayton (1983-92), 15.7 per catch
7,546	Nat Moore (1974-86), 14.8 per catch
5,688	Chris Chambers (2001-07), 14.0 per catch
5,074	O.J. McDuffie (1993-00), 12.2 per catch

#### SEASON

1,799	<b>Tyreek Hill (2023), 119 receptions</b>
1,710	<b>Tyreek Hill (2022), 119 receptions</b>
1,389	Mark Clayton (1984), 73 receptions
1,356	<b>Jaylen Waddle (2022), 75 receptions</b>
1,313	Mark Duper (1986), 67 receptions
1,306	Mark Duper (1984), 71 receptions
1,270	Irving Fryar (1994), 73 receptions
1,214	Brandon Marshall (2011), 81 receptions
1,202	DeVante Parker (2019), 72 receptions
1,157	Jarvis Landry (2015), 110 receptions
1,150	Mark Clayton (1986), 60 receptions
1,136	Jarvis Landry (2016), 94 receptions
1,129	Mark Clayton (1988), 86 receptions
1,118	Chris Chambers (2005), 82 receptions
1,085	Mark Duper (1991), 70 receptions
1,083	Brian Hartline (2012), 74 receptions
1,053	Mark Clayton (1991), 70 receptions
1,050	O.J. McDuffie (1998), 90 receptions
1,037	Tony Martin (1999), 67 receptions
1,016	Brian Hartline (2013), 76 receptions
1,015	<b>Jaylen Waddle (2021), 104 receptions</b>

1,014	Brandon Marshall (2010), 86 receptions
1,014	<b>Jaylen Waddle (2023), 72 receptions</b>
1,011	Mark Clayton (1989), 64 receptions
1,010	Irving Fryar (1993), 64 receptions

#### GAME

253	Brian Hartline (9/30/12 at Arizona), 12 receptions
238	Chris Chambers (12/4/05 vs. Buffalo), 15 receptions
217	Mark Duper (11/10/85 vs. N.Y. Jets), 8 receptions
215	<b>Tyreek Hill (9/10/23 at L.A. Chargers), 11 receptions</b>
211	Irving Fryar (9/4/94 vs. New England), 5 receptions
210	Nat Moore (10/4/81 vs. N.Y. Jets), 7 receptions
202	Mark Duper (10/9/83 vs. Buffalo), 7 receptions

### MOST RECEIVING YARDS BY A ROOKIE

#### SEASON

1,015	<b>Jaylen Waddle (2021), 104 receptions</b>
883	Chris Chambers (2001), 48 receptions
874	Terry Kirby (1993), 75 receptions
868	Jack Clancy (1967), 67 receptions

#### GAME

148	Terry Kirby (12/19/93 vs. Buffalo), 9 receptions
137	<b>Jaylen Waddle (11/28/21 vs. Carolina), 9 receptions</b>
126	Jack Clancy (12/3/67 at Houston), 7 receptions

### MOST RECEIVING TOUCHDOWNS

#### CAREER

81	Mark Clayton (1983-92), 550 receptions
74	Nat Moore (1974-86), 510 receptions
59	Mark Duper (1982-92), 511 receptions
43	Chris Chambers (2001-07), 405 receptions
33	Paul Warfield (1970-74), 156 receptions

#### SEASON

18	Mark Clayton (1984), 73 receptions
14	Mark Clayton (1988), 86 receptions
13	<b>Tyreek Hill (2023), 119 receptions</b>
12	Nat Moore (1977), 52 receptions
12	Mark Clayton (1991), 70 receptions

#### GAME

4	Paul Warfield (12/15/73 vs. Detroit), 21,7,16,4
4	Mark Ingram (11/27/94 at N.Y. Jets), 10,17,28,8
3	Paul Warfield (11/14/71 vs. Pittsburgh), 12,86,60
3	Nat Moore (11/24/77 at St. Louis), 4,9,28
3	Mark Clayton (12/17/84 vs. Dallas), 41,39,63
3	Mark Duper (12/14/86 at L.A. Rams), 69,5,20
3	Mark Duper (12/20/87 vs. Washington), 26,59,6
3	Irving Fryar (9/4/94 vs. New England), 54,50,35
3	O.J. McDuffie (11/29/98 vs. New Orleans), 22,7,9
3	Lamar Thomas (12/21/98 vs. Denver), 9,56,17
3	Chris Chambers (11/27/03 at Dallas), 39,6,35

### MOST RECEIVING TOUCHDOWNS BY A ROOKIE

#### SEASON

7	Chris Chambers (2001), 48 receptions
6	<b>Jaylen Waddle (2021), 104 receptions</b>
5	Andre Brown (1989), 24 receptions
5	Jarvis Landry (2014), 84 receptions
4	Randy McMichael (2002), 39 receptions
3	Jack Harper (1967), 11 receptions
3	Jimmy Cefalo (1978), 6 receptions
3	Ferrell Edmunds (1988), 33 receptions
3	Terry Kirby (1993), 75 receptions



## INDIVIDUAL RECORDS

- |   |  |
|---|--|
| 3 | Brian Hartline (2009), 31 receptions       |
| 3 | Charles Clay (2011), 16 receptions         |
| 3 | Preston Williams (2019), 32 receptions     |
| 3 | <b>De'Von Achane (2023), 27 receptions</b> |

### MOST CONSECUTIVE GAMES WITH A RECEIVING TD

- |   |  |
|---|--|
| 6 | Paul Warfield (4th through 9th in 1971)                              |
| 6 | Mark Clayton (13th through 16th in 1988 and 2nd through 3rd in 1989) |

### HIGHEST RECEIVING AVERAGE

#### CAREER (min: 100 rec.)

- |      |   |
|------|---|
| 21.5 | Paul Warfield (1970-74), 156 receptions       |
| 17.4 | Mark Duper (1982-92), 511 receptions          |
| 16.9 | Duriel Harris (1976-83, 1985), 269 receptions |
| 16.0 | Irving Fryar (1993-95), 199 receptions        |
| 15.7 | Mark Clayton (1983-92), 550 receptions        |

#### SEASON (min: 24 rec.)

- |      |                                    |
|------|------------------------------------|
| 25.1 | Paul Warfield (1970), 28/703 yards |
| 23.2 | Paul Warfield (1971), 43/996 yards |
| 21.8 | Jimmy Cefalo (1981), 29/631 yards  |
| 20.9 | Paul Warfield (1972), 29/606 yards |
| 20.0 | Bo Roberson (1966), 26/519 yards   |

#### GAME (min: 3 rec.)

- |      |  |
|------|--|
| 52.7 | Paul Warfield (11/14/71 vs. Pittsburgh), 3/158 |
| 46.0 | Patrick Cobbs (10/12/08 at Houston), 3/138     |
| 42.7 | Chris Chambers (10/24/04 vs. St. Louis), 3/128 |
| 42.2 | Irving Fryar (9/4/94 vs. New England), 5/211   |
| 41.3 | Nat Moore (10/10/76 at Baltimore), 3/124       |

### HIGHEST RECEIVING AVERAGE BY A ROOKIE

#### SEASON (min: 24 rec.)

- |      |                                      |
|------|--------------------------------------|
| 19.0 | DeVante Parker (2015), 26/494 yards  |
| 18.4 | Chris Chambers (2001), 48/883 yards  |
| 17.4 | Ferrell Edmunds (1988), 33/575 yards |

#### GAME (min: 3 rec.)

- |      |  |
|------|--|
| 37.7 | Chris Chambers (11/11/01 at Indianapolis), 3/113 |
| 31.3 | Brian Hartline (10/25/09 vs. New Orleans), 3/94  |
| 30.3 | Mel Baker (12/15/74 vs. New England), 4/121      |

### MOST 100-YARD RECEIVING GAMES

#### CAREER

- |    |                                |
|----|--------------------------------|
| 28 | Mark Duper (1982-92)           |
| 22 | Mark Clayton (1983-92)         |
| 18 | <b>Tyreek Hill (2022-24)</b>   |
| 17 | Chris Chambers (2001-07)       |
| 12 | Nat Moore (1974-86)            |
| 12 | <b>Jaylen Waddle (2021-24)</b> |

#### SEASON

- |   |                             |
|---|-----------------------------|
| 8 | Mark Duper (1986)           |
| 8 | <b>Tyreek Hill (2023)</b>   |
| 7 | <b>Tyreek Hill (2022)</b>   |
| 6 | Mark Clayton (1984)         |
| 6 | Irving Fryar (1994)         |
| 6 | <b>Jaylen Waddle (2022)</b> |
| 5 | Mark Clayton (1989)         |
| 5 | Tony Martin (1999)          |
| 5 | Brandon Marshall (2011)     |
| 4 | Paul Warfield (1971)        |
| 4 | Duriel Harris (1979)        |

- |   |                         |
|---|-------------------------|
| 4 | Mark Duper (1984)       |
| 4 | Chris Chambers (2004)   |
| 4 | Brandon Marshall (2010) |
| 4 | Mike Wallace (2013)     |
| 4 | Jarvis Landry (2016)    |
| 4 | DeVante Parker (2019)   |

### MOST 100-YARD RECEIVING GAMES BY A ROOKIE

- |   |                             |
|---|-----------------------------|
| 3 | Jack Clancy (1967)          |
| 3 | Chris Chambers (2001)       |
| 2 | Terry Kirby (1993)          |
| 1 | Mel Baker (1974)            |
| 1 | Duriel Harris (1976)        |
| 1 | Ferrell Edmunds (1988)      |
| 1 | Andre Brown (1989)          |
| 1 | DeVante Parker (2015)       |
| 1 | <b>Jaylen Waddle (2021)</b> |

### MOST CONSECUTIVE 100-YARD RECEIVING GAMES

- |   |  |
|---|--|
| 4 | Irving Fryar (10th through 13th in 1994)       |
| 3 | Mark Clayton (14th through 16th in 1984)       |
| 3 | Mark Duper (3rd through 5th in 1986)           |
| 3 | Chris Chambers (11th through 13th in 2005)     |
| 3 | <b>Tyreek Hill (11th through 13th in 2023)</b> |

## TOTAL YARDS FROM SCRIMMAGE

(rushing/receiving)

#### CAREER

- |       |  |
|-------|--|
| 8,859 | Mark Duper (1982-92), -10/8,869                      |
| 8,751 | Mark Clayton (1983-92), 108/8,643                    |
| 7,867 | Ricky Williams (2002-03, 2005, 2007-10), 6,436/1,431 |
| 7,795 | Nat Moore (1974-86), 249/7,546                       |
| 7,425 | Larry Csonka (1968-74, 1979), 6,737/688              |

#### SEASON

- |       |                                      |
|-------|--------------------------------------|
| 2,216 | Ricky Williams (2002), 1,853/363     |
| 1,814 | <b>Tyreek Hill (2023), 15/1,799</b>  |
| 1,742 | <b>Tyreek Hill (2022) 32/1,710</b>   |
| 1,723 | Ricky Williams (2003), 1,372/351     |
| 1,499 | <b>De'Von Achane (2024), 907/592</b> |

#### GAME

- |     |   |
|-----|---|
| 253 | Brian Hartline (9/30/12 at Arizona), 0/253  |
| 252 | Troy Stradford (11/22/87 at Dallas), 169/83 |
| 238 | Chris Chambers (12/4/05 vs. Buffalo), 0/238 |
| 236 | Lamar Miller (10/25/15 vs. Houston), 175/61 |
| 235 | Ricky Williams (12/1/02 at Buffalo), 228/7  |

### BY ROOKIE, SEASON

- |       |                                      |
|-------|--------------------------------------|
| 1,264 | Terry Kirby (1993), 390/874          |
| 1,255 | Karim Abdul-Jabbar (1996), 1,116/139 |
| 1,139 | Ronnie Brown (2005), 907/232         |

## COMBINED YARDAGE

(rushing/receiving/returns)

#### CAREER

- |       |  |
|-------|--|
| 9,276 | Mark Clayton (1983-92), 108/8,643/525    |
| 8,950 | Nat Moore (1974-86), 248/7,547/1,155     |
| 8,859 | Mark Duper (1982-92), -10/8,869/0        |
| 8,752 | Tony Nathan (1979-87), 3,543/3,592/1,617 |
| 8,353 | O.J. McDuffie (1993-01), 49/5,074/3,230  |



## INDIVIDUAL RECORDS

### SEASON

2,216	Ricky Williams (2002), 1,853/363/0
2,208	Wes Welker (2005), 5/434/1,769
2,129	Wes Welker (2006), 0/687/1,442
2,086	Ted Ginn, Jr. (2007) 3/420/1,663
1,947	Jarvis Landry (2015) 113/1,157/677

### GAME

302	Mercury Morris (11/1/70 at Baltimore), 8-89/3-68/6-145
299	Ted Ginn, Jr. (11/1/09 at N.Y. Jets), 0-0, 0-0, 6-299
297	Wes Welker (10/16/05 at Tampa Bay), 0-0/3-97/10-200
*280	O.J. McDuffie (12/30/95 at Buffalo), 1-9/11-154/6-117
258	Wes Welker (10/21/05 vs. Kansas City), 0-0/2-41/9-217
258	Jarvis Landry (10/4/15 vs. N.Y. Jets at London), 2-29/4-40/8-189

### BY ROOKIE, SEASON

2,086	Ted Ginn, Jr. (2007) 3/420/1,663
1,912	Jarvis Landry (2014) -4/758/1,158
1,777	Wes Welker (2004), 0/0/1,777

## PUNTING

### MOST PUNTS

#### CAREER

633	Larry Seiple (1967-77), 25,347 yards
594	Brandon Fields (2007-14), 27,780 yards
555	Reggie Roby (1983-92), 24,036 yards
339	Matt Turk (2000-01, 2003-04), 13,910 yards
307	Matt Haack (2017-20), 13,506 yards

### SEASON

98	Matt Turk (2004), 41.7 average
93	Klaus Wilmsmeyer (1998), 42.5 average
92	Matt Turk (2000), 42.1 average
92	Matt Darr (2015), 47.6 average
90	Matt Darr (2016), 44.3 average

### GAME

11	Matt Turk (12/7/03 at New England), 406 yards
10	George Wilson, Jr. (9/9/66 vs. N.Y. Jets), 483 yards
10	George Roberts (10/12/80 at New England), 445 yards
10	Klaus Wilmsmeyer (9/20/98 vs. Pittsburgh), 458 yards
10	Matt Turk (9/19/04 at Cincinnati), 400 yards
10	Donnie Jones (12/25/06 vs. N.Y. Jets), 427 yards
10	Brandon Fields (12/23/07 at New England), 446 yards
10	Brandon Fields (12/12/10 at N.Y. Jets), 564 yards
10	Brandon Fields (12/22/13 at Buffalo), 501 yards
10	Matt Darr (11/20/16 at Los Angeles), 453 yards

### HIGHEST GROSS PUNTING AVERAGE

#### CAREER (min: 120 punts)

46.8	Brandon Fields (2007-14), 594 punts
46.0	Matt Darr (2015-16), 182 punts
44.7	Matt Haack (2017-20), 307 punts
44.2	John Kidd (1994-97), 201 punts
43.3	Reggie Roby (1983-92), 555 punts

### SEASON (min: 40 punts)

50.2	Brandon Fields (2012), 74 punts
48.85	Brandon Fields (2011), 78 punts
48.82	Brandon Fields (2013), 85 punts
47.6	Matt Darr (2015), 92 punts
47.1	Jake Bailey (2024), 56 punts

### GAME (min: 4 punts)

58.8	Brandon Fields (9/23/12 vs. N.Y. Jets), 4-235 yards
58.5	Reggie Roby (9/28/86 vs. San Francisco), 4-234 yards
58.2	Matt Darr (10/29/15 at New England), 6-349 yards
56.4	Brandon Fields (12/12/10 at N.Y. Jets), 10-564 yards
55.5	Brandon Fields (12/4/11 vs. Oakland), 4-222 yards

### HIGHEST NET PUNTING AVERAGE

#### CAREER (since 1976, min: 120 punts)

39.9	Matt Haack (2017-20), 307 punts
39.8	Matt Darr (2015-16), 182 punts
39.2	Brandon Fields (2007-14), 594 punts
37.5	Donnie Jones (2005-06), 173 punts
36.9	John Kidd (1994-97), 201 punts

### SEASON (since 1982, min: 40 punts)

42.4	Brandon Fields (2013), 85 punts
41.2	Brandon Fields (2012), 74 punts
41.12	Brandon Fields (2011), 78 punts
41.10	Matt Haack (2019), 69 punts
40.7	Jake Bailey (2023), 53 punts

### LONGEST PUNTS

77	Reggie Roby (11/29/87 at Buffalo), net 77
77	Matt Turk (11/25/01 at Buffalo), touchback
74	Brandon Fields (12/22/13 at Buffalo), net 74
73	Larry Seiple (11/14/71 vs. Pittsburgh), touchback
73	Reggie Roby (9/28/86 vs. San Francisco), touchback
73	Reggie Roby (10/5/86 at New England), net 73

### MOST INSIDE THE 20

#### SEASON (since 1982)

35	Matt Haack (2018), 87 punts
33	Brandon Fields (2013), 85 punts
32	Brandon Fields (2011), 78 punts
32	Matt Darr (2016), 90 punts
31	Donnie Jones (2005), 88 punts
31	Brandon Fields (2010), 73 punts
31	Michael Palardy (2021), 78 punts

## PUNT RETURNS

### MOST PUNT RETURNS

#### CAREER

127	Jake Scott (1970-75)
127	O.J. McDuffie (1993-00)
127	Wes Welker (2004-06)
115	Davone Bess (2008-12)
101	Jakeem Grant Sr. (2016-21)

### SEASON

43	Wes Welker (2004), 10.8 average
43	Wes Welker (2005), 9.1 average
41	Mark Clayton (1983), 9.6 average
41	Wes Welker (2006), 9.2 average
37	Davone Bess (2011), 11.9 average

### GAME

7	Mercury Morris (10/19/69 at Kansas City), 17.6 average
7	Lamont Brightful (9/19/04 at Cincinnati), 11.1 average
7	Marcus Thigpen (11/24/13 vs. Carolina), 10.1 average



## INDIVIDUAL RECORDS

### MOST PUNT RETURN YARDS

#### CAREER

1,330	Jake Scott (1970-75)
1,232	Wes Welker (2004-06)
1,196	Davone Bess (2008-12)
1,127	O.J. McDuffie (1993-00)
978	Jakeem Grant Sr. (2016-21)

#### SEASON

464	Wes Welker (2004), 10.8 average
442	Davone Bess (2011), 11.9 average
392	Mark Clayton (1983), 9.6 average
390	Wes Welker (2005), 9.1 average
379	Tom Vigorito (1981), 10.5 average

#### GAME

123	Mercury Morris (10/19/69 at Kansas City), 7 returns
114	O.J. McDuffie (12/13/93 vs. Pittsburgh), 5 returns
106	James Pruitt (9/14/86 vs. Indianapolis), 2 returns

### MOST PUNT RETURN TOUCHDOWNS

#### CAREER

3	Jakeem Grant Sr. (2016-21)
2	Freddie Solomon (1975-77)
2	Tom Vigorito (1981-85)
2	O.J. McDuffie (1993-00)

#### SEASON

2	O.J. McDuffie (1993)
---	----------------------

### LONGEST PUNT RETURNS

88t	Jakeem Grant Sr. (11/1/20 vs. L.A. Rams)
87t	Tom Vigorito (9/10/81 vs. Pittsburgh)
87t	Ted Ginn, Jr. (11/18/07 at Philadelphia)
86t	Tony Nathan (10/14/79 vs. Buffalo)
81t	Jeff Ogden (10/29/00 vs. Green Bay)
79t	Freddie Solomon (12/5/76 vs. Buffalo)
77t	Jake Scott (11/22/70 vs. Baltimore)
74t	Jakeem Grant Sr. (10/9/16 vs. Tennessee)
72t	O.J. McDuffie (12/13/93 vs. Pittsburgh)
72t	Marcus Thigpen (9/9/12 at Houston)
71t	James Pruitt (9/14/86 vs. Indianapolis)
71t	O.J. McDuffie (10/24/93 vs. Indianapolis)
71t	Wes Welker (12/20/04 vs. New England)
71t	Jakeem Grant Sr. (10/7/18 at Cincinnati)
70t	Scott Schwedes (12/17/89 at Indianapolis)

### HIGHEST PUNT RETURN AVERAGE

#### CAREER (min: 50 returns)

13.7	Jeff Ogden (2000-01), 51 returns
11.4	Freddie Solomon (1975-77), 71 returns
10.51	Tom Vigorito (1981-85), 79 returns
10.47	Jake Scott (1970-75), 127 returns
10.4	Davone Bess (2008-12), 115 returns

#### SEASON (min: 15 returns)

17.0	Jeff Ogden (2000), 19 returns
12.5	Nate Jacquet (1999), 28 returns
12.3	Freddie Solomon (1975), 26 returns
12.21	Terrell Buckley (1998), 29 returns
12.15	Marcus Thigpen (2012), 26 returns

#### GAME (min: 3 returns)

33.0	Ted Ginn Jr. (11/18/07 at Philadelphia), 3-99 yards
28.3	Jakeem Grant Sr. (10/7/18 at Cincinnati), 3-85 yards
26.3	Tom Vigorito (9/12/82 at N.Y. Jets), 3-79 yards
26.3	Wes Welker (9/7/06 at Pittsburgh), 3-79 yards
22.8	O.J. McDuffie (12/13/93 vs. Pittsburgh), 5-114 yards

### MOST FAIR CATCHES

#### CAREER

91	O.J. McDuffie (1993-01)
85	Davone Bess (2008-12)
64	Wes Welker (2004-06)
55	Jake Scott (1970-75)
53	Jarvis Landry (2014-17)

#### SEASON

29	Wes Welker (2006)
24	O.J. McDuffie (1996)
24	Davone Bess (2011)
24	<b>Braxton Berrios (2023)</b>
23	Wes Welker (2005)

#### GAME

6	Jake Scott (12/20/70 vs. Buffalo)
---	-----------------------------------

## KICKOFF RETURNS

### MOST KICKOFF RETURNS

#### CAREER

166	Wes Welker (2004-06)
147	Ted Ginn, Jr. (2007-09)
123	Fulton Walker (1981-85)
111	Mercury Morris (1969-75)
107	Brock Marion (1998-03)

#### SEASON

63	Ted Ginn, Jr. (2007), 22.7 average
62	Brock Marion (1999), 24.6 average
61	Wes Welker (2005), 22.6 average
57	Wes Welker (2004), 23.0 average
52	Ted Ginn, Jr. (2009), 24.9 average

#### GAME

8	Joe Cribbs (12/18/88 at Pittsburgh), 21.1 average
*8	Marc Logan (1/12/91 at Buffalo), 17.3 average
8	Ted Ginn, Jr. (12/2/07 vs. N.Y. Jets), 24.8 average
8	Ted Ginn, Jr. (11/23/08 vs. New England), 19.3 average

### MOST KICKOFF RETURN YARDS

#### CAREER

3,756	Wes Welker (2004-06)
3,386	Ted Ginn, Jr. (2007-09)
2,947	Mercury Morris (1969-75)
2,944	Fulton Walker (1981-85)
2,517	Brock Marion (1998-03)

#### SEASON

1,524	Brock Marion (1999), 24.6 average
1,433	Ted Ginn, Jr. (2007), 22.7 average
1,379	Wes Welker (2005), 22.6 average
1,313	Wes Welker (2004), 23.0 average
1,296	Ted Ginn, Jr. (2009), 24.9 average



## INDIVIDUAL RECORDS

### CAREER

299	Ted Ginn, Jr. (11/1/09 at N.Y. Jets), long 101t
215	Travis Minor (10/13/02 at Denver), long 66
210	Wes Welker (1/2/05 at Baltimore), long 95t
205	Albert Johnson (9/29/02 at Kansas City), long 49
204	Gene Milton (9/21/68 vs. Oakland), long 73

### MOST KICKOFF RETURN TOUCHDOWNS

#### CAREER

3	Mercury Morris (1969-75)
2	Ted Ginn, Jr. (2007-09)
2	Jakeem Grant Sr. (2016-21)

#### SEASON

2	Ted Ginn, Jr. (2009)
---	----------------------

#### GAME

2	Ted Ginn, Jr. (11/1/09 at N.Y. Jets), 100, 101 yards
---	--

### LONGEST KICKOFF RETURNS

105t	Mercury Morris (9/14/69 at Cincinnati)
102t	Jakeem Grant Sr. (9/9/18 vs. Tennessee)
101t	Ted Ginn, Jr. (11/1/09 at N.Y. Jets)
101t	Jakeem Grant Sr. (11/17/19 vs. Buffalo)
100t	Ted Ginn, Jr. (11/1/09 at N.Y. Jets)
**98t	Fulton Walker (1/30/83 vs. Washington)
97t	Marc Logan (10/1/89 at Houston)
96t	Mercury Morris (12/6/70 vs. Boston)
96t	Marcus Thigpen (11/15/12 at Buffalo)
96t	Kenyan Drake (11/6/16 vs. N.Y. Jets)
95t	Joe Auer (9/2/66 vs. Oakland)
95t	Bobby Neff (9/14/68 vs. Houston)
95t	Wes Welker (1/2/05 at Baltimore)

### HIGHEST KICKOFF RETURN AVERAGE

#### CAREER (min: 50 returns)

26.5	Mercury Morris (1969-75), 111 returns
25.3	Duriel Harris (1976-83, 1985), 56 returns
24.81	Marcus Thigpen (2012-13), 77 returns
24.79	Jakeem Grant Sr. (2016-21), 89 returns
23.9	Fulton Walker (1981-85), 123 returns

#### SEASON (min: 14 returns)

32.9	Duriel Harris (1976), 17 returns, 559 yards
<b>30.7</b>	<b>Malik Washington (2024), 14 returns, 430 yards</b>
29.7	Jakeem Grant Sr. (2018), 18 returns, 535 yards
29.6	Gary Davis (1977), 14 returns, 414 yards
29.0	Mercury Morris (1970), 28 returns, 812 yards

#### GAME (min: 3 returns)

49.8	Ted Ginn, Jr. (11/1/09 at N.Y. Jets), 6-299
47.7	Fulton Walker (10/16/83 at N.Y. Jets), 3-143
**47.5	Fulton Walker (1/30/83 vs. Washington), 4-190
46.7	Joe Auer (9/2/66 vs. Oakland), 3-140
46.0	Marc Logan (10/1/89 at Houston), 3-138

## INTERCEPTIONS

### MOST INTERCEPTIONS

#### CAREER

35	Jake Scott (1970-75)
34	Dick Anderson (1968-77)
31	Sam Madison (1997-05)
29	Glenn Blackwood (1979-87)
29	Patrick Surtain (1998-04)
29	Xavien Howard (2016-23)

### SEASON

10	Dick Westmoreland (1967), 127 yards
10	Xavien Howard (2020), 71 yards
8	Willie West (1966), 62 yards
8	Dick Anderson (1968), 230 yards
8	Dick Anderson (1970), 191 yards
8	Dick Anderson (1973), 163 yards
8	Jake Scott (1974), 75 yards
8	Terrell Buckley (1998), 157 yards
8	Sam Madison (1998), 114 yards

#### GAME

4	Dick Anderson (12/3/73 vs. Pittsburgh), 121 yards
3	Willie West (10/23/66 at Houston), 49 yards
3	Dick Westmoreland (11/26/67 vs. Buffalo), 43 yards
3	Charlie Babb (9/22/75 vs. Oakland), 18 yards
3	Curtis Johnson (10/19/75 vs. N.Y. Jets), 25 yards
3	Larry Gordon (12/10/78 vs. Oakland), 35 yards
*3	A.J. Duhe (1/23/83 vs. N.Y. Jets), 36 yards
3	William Judson (10/16/83 at N.Y. Jets), 23 yards
3	Louis Oliver (10/4/92 at Buffalo), 170 yards
3	Sam Madison (11/7/99 vs. Tennessee), 101 yards

### MOST INTERCEPTIONS BY A ROOKIE

#### SEASON

8	Dick Anderson (1968), 230 yards
5	Lloyd Mumphord (1969), 102 yards
5	Jake Scott (1970), 112 yards
5	Don McNeal (1980), 17 yards

#### GAME

2	Dick Anderson (11/24/68 at Boston), 109 yards
2	Lloyd Mumphord (12/7/69 vs. Denver), 0 yards
2	Curtis Johnson (10/3/70 vs. Oakland), 26 yards
2	Gerald Small (12/10/78 vs. Oakland), 85 yards
2	Don McNeal (10/12/80 at New England), 2 yards
2	Jarvis Williams (10/9/88 at L.A. Raiders), 23 yards

### MOST CONSECUTIVE GAMES WITH AN INTERCEPTION

5	Dick Westmoreland (9th through 13th in 1967)
5	Xavien Howard (9th through 13th in 2020)

### MOST INTERCEPTION RETURN YARDS

#### CAREER

792	Dick Anderson (1968-77), 23.3 average
569	Louis Oliver (1989-93, 1995-96), 23.7 average
487	Sam Madison (1997-05), 15.7 average
431	Brock Marion (1998-03), 21.6 average
425	Jake Scott (1970-75), 12.1 average
425	Terrell Buckley (1995-99, 2003), 17.7 average

#### SEASON

230	Dick Anderson (1968), 8 for 28.8 average
227	Brock Marion (2001), 5 for 45.4 average
200	Louis Oliver (1992), 5 for 40.0 average
198	Jimmy Warren (1966), 5 for 39.6 average
191	Dick Anderson (1970), 8 for 23.9 average

#### GAME

170	Louis Oliver (10/4/92 at Buffalo), 3 interceptions
121	Dick Anderson (12/3/73 vs. Pittsburgh), 4 interceptions
107	Dick Anderson (11/24/68 at Boston), 2 interceptions
101	Sam Madison (11/7/99 vs. Tennessee), 3 interceptions
100	Brock Marion (1/6/02 vs. Buffalo), 1 interception



## INDIVIDUAL RECORDS

### LONGEST INTERCEPTION RETURNS

103t	Louis Oliver (10/4/92 at Buffalo), Jim Kelly
100t	Brock Marion (1/6/02 vs. Buffalo), Travis Brown
<b>99t</b>	<b>Jevón Holland (11/24/23 at N.Y. Jets), Tim Boyle</b>
96t	Dick Anderson (11/24/68 at Boston), Tom Sherman
94t	Brent Grimes (10/31/13 vs. Cincinnati), Andy Dalton
91t	Terrell Buckley (10/13/96 at Buffalo), Jim Kelly
86t	Dick Anderson (12/20/70 vs. Buffalo), Dennis Shaw
86t	William Judson (60t), Mike Kozlowski (26, lateral), (9/9/84 vs. New England), Steve Grogan
85t	Elandon Roberts (9/26/21 at Las Vegas), Derek Carr
81t	Louis Delmas (10/26/14 at Jacksonville), Blake Bortles
76t	Troy Vincent (58t), Gene Atkins (18, lateral), (12/12/94 vs. Kansas City), Steve Bono
74t	Terrell Buckley (12/21/03 at Buffalo), Drew Bledsoe
70t	Jimmy Warren (11/13/66 at Kansas City), Len Dawson
70	Sammy Knight (11/27/03 at Dallas), Quincy Carter

### INTERCEPTIONS RETURNED FOR TOUCHDOWNS

#### CAREER

4	Reshad Jones (2010-19)
4	Zach Thomas (1996-2007)
3	Dick Anderson (1968-77)
3	Terrell Buckley (1995-99, 2003)
3	Jason Taylor (1997-2007, 2009, 2011)

#### SEASON

2	Bill Stanfill (1969), 15,17 yards
2	Dick Anderson (1973), 27,38 yards
2	Mike Kozlowski (1983), 35,38 yards
2	Zach Thomas (1998), 17,1 yards
2	Brock Marion (2001), 26,100 yards
2	Jason Taylor (2006), 20,51 yards
2	Reshad Jones (2015), 30,23 yards

#### GAME

2	Dick Anderson (12/3/73 vs. Pittsburgh)
2	Mike Kozlowski (12/16/83 vs. N.Y. Jets)

## SACKS

### MOST SACKS

#### CAREER

131.0	Jason Taylor (1997-2007, 2009, 2011)
98.0	Cameron Wake (2009-18)
69.5	Bill Stanfill (1969-76)
65.5	Doug Betters (1978-87)
65.0	Vern Den Herder (1971-82)

#### SEASON

18.5	Bill Stanfill (1973)
18.5	Jason Taylor (2002)
17.5	Joey Porter (2008)
16.5	Trace Armstrong (2000)
16.0	Doug Betters (1983)

#### GAME

5.0	Bill Stanfill (10/7/73 vs. N.Y. Jets)
5.0	Vern Den Herder (10/21/73 vs. Buffalo)
5.0	Bill Stanfill (11/17/74 vs. Buffalo)
4.5	Cameron Wake (9/30/12 at Arizona)
4.0	Vern Den Herder (9/22/74 at Buffalo)
4.0	Vern Den Herder (11/11/79 vs. Baltimore)
4.0	Doug Betters (9/4/83 at Buffalo)
4.0	E.J. Junior (10/6/91 at New England)
4.0	Joey Porter (9/21/08 at New England)
4.0	Cameron Wake (10/18/15 at Tennessee)

### MOST SEASONS WITH 10.0-PLUS SACKS

6	Jason Taylor (2000, 2002-03, 2005-07)
5	Cameron Wake (2010, 2012, 2014, 2016-17)
4	Vern Den Herder (1972-73, 1975, 1978)
3	Bill Stanfill (1972-74)
3	Trace Armstrong (1996, 1998, 2000)
3	Jeff Cross (1989-90, 1993)
2	Doug Betters (1983-84)
<b>2</b>	<b>Zach Sieler (2023-24)</b>

### MOST SACKS BY A ROOKIE

#### SEASON

<b>8.5</b>	<b>Jaelan Phillips (2021)</b>
8.0	Bill Stanfill (1969)
8.0	Lorenzo Bromell (1998)
7.0	A.J. Duhe (1977)
6.0	Marco Coleman (1992)
<b>6.0</b>	<b>Chop Robinson (2024)</b>

#### GAME

3.0	A.J. Duhe (11/6/77 at N.Y. Jets)
3.0	Marco Coleman (10/25/92 vs. Indianapolis)
<b>3.0</b>	<b>Jaelan Phillips (11/29/21 vs. Carolina)</b>
2.0	Bill Stanfill (10/26/69 vs. Buffalo)
2.0	Bob Baumhower (11/20/77 at Cincinnati)
2.0	A.J. Duhe (12/11/77 at New England)
2.0	Doug Betters (10/29/78 vs. Baltimore)
2.0	Charles Bowser (12/8/83 at Baltimore)
2.0	John Bosa (12/17/87 vs. N.Y. Jets)
2.0	Marco Coleman (11/1/92 at N.Y. Jets)
2.0	Shane Burton (12/1/96 at Oakland)
2.0	Derrick Rodgers (10/12/97 at N.Y. Jets)
2.0	Lorenzo Bromell (9/13/98 vs. Buffalo)
2.0	Lorenzo Bromell (11/29/98 vs. New Orleans)
2.0	Olivier Vernon (10/14/12 vs. St. Louis)
2.0	Jerome Baker (10/7/18 at Cincinnati)
<b>2.0</b>	<b>Jaelan Phillips (12/5/21 vs. N.Y. Giants)</b>

## FUMBLES

### MOST FUMBLES

#### CAREER

110	Dan Marino (1983-99)
52	Bob Griese (1967-80)
51	Ryan Tannehill (2012-18)
<b>36</b>	<b>Tua Tagovailoa (2020-24)</b>
34	Tony Nathan (1979-87)

#### SEASON

14	Matt Moore (2011)
13	Gus Frerotte (2005)
<b>13</b>	<b>Tua Tagovailoa (2023)</b>
10	Dan Marino (1988)
10	A.J. Feeley (2004)
10	Ryan Tannehill (2015)

#### GAME

4	Craig Erickson (10/6/96 vs. Seattle)
4	Cleo Lemon (12/9/07 at Buffalo)
4	Jay Cutler (12/17/17 at Buffalo)
<b>3</b>	<b>12 times (last: Tua Tagovailoa, 10/27/24 vs. Arizona)</b>



## INDIVIDUAL RECORDS

### MOST FUMBLES BY A ROOKIE

#### SEASON

9	Ryan Tannehill (2012)
8	Tony Nathan (1979)
7	Scott Schwedes (1987)
7	John Beck (2007)
7	Jarvis Landry (2014)

#### GAME

3	Rick Norton (9/9/66 vs. N.Y. Jets)
3	Scott Schwedes (12/13/87 at Philadelphia)
3	John Beck (12/2/07 vs. N.Y. Jets)
3	Jamil Douglas (11/29/15 at N.Y. Jets)

### MOST OWN FUMBLE RECOVERIES

#### CAREER

42	Dan Marino (1983-99)
23	Bob Griese (1967-80)
17	<b>Tua Tagovailoa (2020-24)</b>

#### SEASON

9	<b>Tua Tagovailoa (2023)</b>
7	Dan Marino (1988)
6	Bob Griese (1971)
6	Jay Cutler (2017)

#### GAME

4	Jay Cutler (12/17/17 at Buffalo)
3	Rick Norton (11/9/69 at Boston)
3	Craig Erickson (10/6/96 vs. Seattle)
3	Lamont Brightful (9/19/04 at Cincinnati)
3	Cleo Lemon (12/9/07 at Buffalo)
3	Ryan Tannehill (11/29/15 at N.Y. Jets)

### MOST OPPONENT FUMBLE RECOVERIES

#### CAREER

27	Jason Taylor (1997-2007, 2009, 2011)
16	Bob Baumhower (1977-86)
15	Dick Anderson (1968-77)
14	Vern Den Herder (1971-82)
13	Glenn Blackwood (1979-87)

#### SEASON

5	Dick Anderson (1972)
5	Bud Brown (1985)
4	12 times (last – Kiko Alonso, 2016)

#### GAME

2	Tom Nomina (11/13/66 at Kansas City), 0 yards
2	Art Powell (10/18/70 at Buffalo), 0 yards
2	Jim Riley (11/7/76 vs. Buffalo), 0 yards
2	Jeris White (11/28/76 at Cleveland), 0 yards
2	Bob Baumhower (12/11/77 at New England), 0 yards
2	Tim Foley (11/29/79 vs. New England), 2 yards
2	Glenn Blackwood (10/19/80 vs. Buffalo), 0 yards
2	Doug Betters (11/6/83 at San Francisco), 0 yards
2	Bud Brown (9/8/85 vs. Houston), 6 yards
2	Bryan Cox (10/31/93 vs. Kansas City), 1 yard
2	Jason Taylor (10/7/01 vs. New England), 1 yard, 1 TD
2	Reshad Jones (12/23/12 vs. Buffalo), 24 yards
2	Reshad Jones (10/8/17 vs. Tennessee), 38 yards

### FUMBLE RETURNS FOR TOUCHDOWNS

85t	Jason Taylor (9/11/05 vs. Denver), Jake Plummer
78t	Andrew Van Ginkel (11/1/20 vs. L.A. Rams), Jared Goff
59t	Trell Hooper (10/11/87 vs. Kansas City), Robert Parker
<b>59t</b>	<b>Tyreek Hill (12/11/22 at L.A. Rams), Jeff Wilson Jr.</b>
55t	Liffort Hobley (10/11/87 vs. Kansas City), Chris Smith
50t	Cortland Finnegan (9/28/14 at Oakland in London), Matt McGloin
49t	Xavier Howard (11/11/21 vs. Baltimore), Sammy Watkins
48t	Renaldo Hill (11/19/06 vs. Minnesota), Chester Taylor
48t	Jason Taylor (11/1/09 at N.Y. Jets), Shonn Greene
44t	Don Bessillieu (10/19/80 vs. Buffalo), Joe Cribbs
43t	Michael Lehan (12/2/07 vs. N.Y. Jets), Kellen Clemens
38t	Reshad Jones (10/8/17 vs. Tennessee), Matt Cassel
37t	Pat Johnson (12/24/95 at St. Louis), Todd Kinchen
36t	Shaq Lawson (11/8/20 at Arizona), Kyle Murray
35t	Dick Anderson (10/15/72 vs. San Diego), Mke Garrett
34t	Jason Taylor (11/27/03 at Dallas), Quincy Carter
29t	Jason Taylor (10/1/00 at Cincinnati), Akili Smith
25t	Mike Kozlowski (12/6/81 vs. New England), Sam Cunningham
22t	Terrell Buckley (10/27/97 vs. Chicago), Ricky Proehl
21t	Bob Baumhower (10/7/84 at Pittsburgh), Mark Malone
20t	Sam Madison (10/8/00 vs. Buffalo), Sammy Morris
19t	Liffort Hobley (10/9/88 at L.A. Raiders), Vance Mueller
16t	Xavier Howard (11/27/22 vs. Houston Texans), Jordan Akins
15t	Jimmy Warren off lateral from Bob Neff, (12/16/67 vs. Boston), Jim Nance
14t	Reshad Jones (11/26/17 at New England), Tom Brady
13t	Nick Buoniconti (9/30/73 vs. New England), John Tarver
13t	Bob Baumhower (10/9/78 vs. Cincinnati), Dave Turner
13t	Brian Sochia (12/30/90 vs. Indianapolis), Jeff George
10t	Willie West (10/6/68 at Houston), Bob Davis
10t	Sean Hill (9/1/96 vs. New England), Louis Oliver
7t	Bob Brudzinski (10/27/85 at Detroit), Eric Hipple
<b>*5t</b>	<b>Zach Sieler (1/15/23 at Buffalo), Josh Allen</b>
4t	O.J. McDuffie (10/12/97 at N.Y. Jets), Charles Jordan
4t	Jason Taylor (9/13/99 at Denver), Brian Griese
2t	Randy McMichael (10/12/03 at Jacksonville), Obafemi Ayanbadejo
2t	Melvin Ingram (9/11/22 vs. New England), Mac Jones
1t	Cliff Odum (10/28/90 at Indianapolis), Jack Trudeau
1t	Jason Taylor (10/7/01 vs. New England), Tom Brady
1t	Derrick Pope (11/28/04 at San Francisco), Tim Rattay
0t	Chuck Klingbeil (9/22/91 vs. Green Bay), Don Majkowski
0t	Scott Miller (9/1/96 vs. New England), Stanley Pritchett
0t	Tim Bowens (11/30/97 at Oakland), Jeff George
0t	Travis Minor (10/28/01 at Seattle), Jay Fiedler
0t	Trent Gamble (9/8/02 vs. Detroit), Chris Cash
0t	Koa Misi (9/19/10 at Minnesota), Brett Favre
0t	Sam Eguavoen (1/9/22 vs. New England), Jakobi Meyers

### FUMBLE RETURNS FOR TOUCHDOWNS

#### CAREER

6	Jason Taylor (1997-2007, 2009, 2011)
2	Bob Baumhower (1977-86)
2	Liffort Hobley (1987-93)
2	Reshad Jones (2010-19)



## INDIVIDUAL RECORDS

### TAKEAWAYS

(interceptions/fumble recoveries)

#### MOST TAKEAWAYS

##### CAREER

51	Dick Anderson (1968-77), 34 INTs, 17 FRs
42	Jake Scott (1970-75), 35 INTs, 7 FRs
41	Glenn Blackwood (1979-87), 29 INTs, 12 FRs
35	Sam Madison (1997-05), 31 INTs, 4 FRs
35	Jason Taylor (1997-2007, 2009, 2011), 8 INTs, 27 FRs

##### SEASON

11	Dick Anderson (1970), 8 INTs, 3 FRs
11	Jake Scott (1974), 8 INTs, 3 FRs
10	Dick Westmoreland (1967), 10 INTs
10	Xavien Howard (2020), 10 INTs
9	Dick Anderson (1968), 8 INTs, 1 FR
9	Dick Anderson (1972), 3 INTs, 6 FRs
9	Terrell Buckley (1998), 8 INTs, 1 FR

##### GAME

4	Dick Anderson (12/3/73 vs. Pittsburgh), 4 INTs
4	Jeris White (11/26/76 at Cleveland), 2 INTs, 2 FRs

#### MOST TAKEAWAYS BY A ROOKIE

##### SEASON

9	Dick Anderson (1968), 8 INTs, 1 FR
7	Lloyd Mumphord (1969), 5 INTs, 2 FRs
7	Curtis Johnson (1970), 3 INTs, 4 FRs
7	Jarvis Williams (1988), 4 INTs, 3 FRs

##### GAME

3	Lloyd Mumphord (12/7/69 vs. Denver), 2 INTs, 1 FR
---	---

### BLOCKED KICKS

#### MOST BLOCKED KICKS

##### CAREER

9	Curtis Johnson (1970-78), 6 FGs, 2 Punts, 1 PAT
8	Lloyd Mumphord (1969-74), 7 FGs, 1 Punt
5	Vern Den Herder (1971-82), 4 FGs, 1 Punt
5	William Judson (1982-89), 3 FGs, 2 Punts
5	Jeff Cross (1988-95), 3 FGs, 1 Punt, 1 PAT

##### SEASON

4	Wahoo McDaniel (1966), 1 FG, 3 PATs
3	Frank Cornish (1970), 2 FGs, 1 PAT
3	Curtis Johnson (1972), 1 FG, 2 Punts
3	Shane Burton (1998), 3 FGs

#### MOST BLOCKED FIELD GOALS

##### CAREER

7	Lloyd Mumphord (1969-74)
6	Curtis Johnson (1970-78)
4	Vern Den Herder (1971-82)
4	Bob Baumhower (1977-86)

##### SEASON

3	Shane Burton (1998)
---	---------------------

#### BLOCKED FIELD GOAL RETURNS FOR TOUCHDOWNS

51t	Lloyd Mumphord (12/6/70 vs. Boston), Gino Capelletti
47t	Curtis Johnson (12/19/71 vs. Green Bay), Tim Webster

#### LONGEST SHORT FIELD GOAL RETURNS

50	Jake Scott (12/6/70 vs. Boston), Gino Capelletti
----	--

#### MOST BLOCKED PUNTS

##### CAREER

3	Tim Foley (1970-80)
3	Jimmy Wilson (2011-14)
2	Curtis Johnson (1970-78)
2	William Judson (1982-89)
2	Marc Logan (1989-91)
2	Terrence Fede (2014-17)

##### SEASON

2	Curtis Johnson (1972)
2	Tim Foley (1973)
2	Marc Logan (1991)

#### BLOCKED PUNT RETURNS FOR TOUCHDOWNS

25t	Andrew Van Ginkel (11/6/22 at Chicago), Trenton Gill
19t	Mark Higgs (10/18/90 vs. New England), Brian Hansen
11t	Walt Aikens (12/17/16 at N.Y. Jets), Lachlan Edwards
8t	Tim Foley (11/11/73 vs. Baltimore), David Lee
*5t	Charlie Babb (12/24/72 vs. Cleveland), Don Cockroft
5t	Tim Foley (11/11/73 vs. Baltimore), David Lee
2t	Justin Coleman (11/28/21 vs. Carolina), Lachlan Edwards
0t	Lex Hilliard (11/20/11 vs. Buffalo), Brian Moorman
0t	Olivier Vernon (10/28/12 at N.Y. Jets), Robert Malone

#### MOST BLOCKED POINTS AFTER TOUCHDOWNS

##### CAREER

3	Wahoo McDaniel (1966-68)
3	Doug Betters (1978-87)

#### DEFENSIVE 2-POINT CONVERSIONS

1	Walt Aikens (12/11/16 vs. Arizona), returned blocked PAT (Jordan Phillips)
---	--





## TEAM RECORDS

\* - Playoff Game

\*\* - Super Bowl

1966-77: 14 games    1983-86: 16 games    1978-81: 16 games    1987: 15 games    1982: 9 games    1988-2020: 16 games    2021-Present: 17 games

Records listed do not include 1982 regular season, which consisted of 9 games due to a players' strike.

# - Record includes game on 11/30/69 played at Tampa's Tampa Stadium and games on 10/28/07, 10/4/15 and 10/1/17 played at London's Wembley Stadium that were designated as home games.

^ - Record includes games on 9/28/14 played at London's Wembley Stadium, 10/17/21 played at London's Tottenham Hotspur Stadium and 11/5/23 played at Frankfurt's Frankfurt Stadium that were designated as road games.

### CHAMPIONSHIPS

#### SUPER BOWL

2    1972, 1973

#### AMERICAN FOOTBALL CONFERENCE

5    1971, 1972, 1973, 1982, 1984

#### AFC EASTERN DIVISION

13    1971, 1972, 1973, 1974, 1979, 1981, 1983, 1984, 1985, 1992, 1994, 2000, 2008

#### PLAYOFF BERTHS

25    1970, 1971, 1972, 1973, 1974, 1978, 1979, 1981, 1982, 1983, 1984, 1985, 1990, 1992, 1994, 1995, 1997, 1998, 1999, 2000, 2001, 2008, 2016, 2022, 2023

### GAMES

#### REGULAR SEASON RECORD

504-408-4 (.553)

#### PLAYOFF RECORD

20-23 (.465)

#### OVERALL RECORD

524-431-4 (.549)

#### HOME REGULAR-SEASON RECORD

291-163-3 (.641)#

#### ORANGE BOWL REGULAR-SEASON RECORD:

110-38-3 (.738)

#### HARD ROCK STADIUM REGULAR-SEASON RECORD

181-121 (.599)

#### HOME PLAYOFF RECORD

15-7 (.682)

#### ORANGE BOWL PLAYOFF RECORD

10-4 (.714)

#### HARD ROCK STADIUM PLAYOFF RECORD

5-3 (.625)

#### HOME OVERALL RECORD

306-170-3 (.643)#

#### ORANGE BOWL OVERALL RECORD

120-42-3 (.736)

#### HARD ROCK STADIUM OVERALL RECORD

186-124 (.600)

#### ROAD REGULAR-SEASON RECORD

213-245-1 (.465)^

#### ROAD PLAYOFF RECORD (INCLUDES SUPER BOWLS)

5-16 (.238)

#### ROAD OVERALL RECORD (INCLUDES SUPER BOWLS)

218-261-1 (.455)^

#### MOST WINS IN A SEASON

17    1972 (14 regular season, 3 playoffs)  
16    1984 (14 regular season, 2 playoffs)

#### BEST SEASON WINNING PERCENTAGE

1.000 in 1972 (14-0 regular season, 3-0 playoffs)

#### FEWEST WINS IN A SEASON

1 in 2007

#### LOWEST SEASON WINNING PERCENTAGE

.063 in 2007 (1-15)

### CONSECUTIVES

#### MOST WINS

18    1st in 1972 through 1st in 1973

#### MOST REGULAR SEASON WINS

16    14th in 1971 through 1st in 1973  
16    12th in 1983 through 11th in 1984

#### MOST HOME WINS

31    10/17/71 through 12/15/74

#### MOST REGULAR-SEASON HOME WINS

27    10/17/71 through 12/15/74

#### MOST ROAD WINS

9    9/17/72 through 1/14/73

#### MOST REGULAR-SEASON ROAD WINS

7    9/17/72 through 12/10/72  
7    12/4/83 through 11/4/84



## TEAM RECORDS

### MOST WINS IN A SERIES

20 vs. Buffalo, 1970-79

### MOST PRESEASON WINS

11 5th in 1975 through 3rd in 1977

### MOST LOSSES

16 14th in 2006 through 13th in 2007

### MOST REGULAR-SEASON LOSSES

16 14th in 2006 through 13th in 2007

### MOST HOME LOSSES

7 12/25/06 through 12/2/07  
7 11/18/10 through 10/23/11

### MOST ROAD LOSSES

11 12/17/06 through 9/14/08

### MOST LOSSES IN A SERIES

8 vs. N.Y. Jets, 1966-69  
8 vs. N.Y. Jets, 1998-2001

### MOST PRESEASON LOSSES

7 5th in 1988 through 2nd in 1990

## SCORING

### MOST POINTS SCORED

Season 513 1984  
Game 70 9/24/23 vs. Denver

### FEWEST POINTS SCORED

Season 213 1966  
Game 0 24 times, last 9/19/21 vs. Buffalo

### MOST POINTS ALLOWED

Season 494 2019  
Game \*62 1/15/00 at Jacksonville  
59 9/8/19 vs. Baltimore

### FEWEST POINTS ALLOWED

Season 150 1973  
Game 0 28 times, last 12/17/23 vs. N.Y. Jets

### MOST POINTS, BOTH TEAMS

Game 96 at N.Y. Jets 51, Miami 45, OT (9/21/86)  
90 Miami 70, vs. Denver 20 (9/24/23)  
82 at Buffalo 56, Miami 26 (1/3/21)

### FEWEST POINTS, BOTH TEAMS

Game 3 at New England 3, Miami 0 (12/12/82)  
3 at Pittsburgh 3, Miami 0 (11/26/07)  
9 New England 6, at Miami 3 (11/20/88)

### MOST DECISIVE WIN

Game 52 52-0 vs. New England (11/12/72)  
50 70-20 vs. Denver (9/24/23)  
44 44-0 vs. Baltimore (11/11/73)  
43 43-0 at N.Y. Jets (10/19/75)

### MOST DECISIVE LOSS

Game \*55 62-7 at Jacksonville (1/15/00)  
49 59-10 vs. Baltimore (9/8/19)  
45 48-3 vs. Kansas City (9/28/68)  
43 43-0 vs. New England (9/15/19)  
41 41-0 at Kansas City (10/8/67)  
41 41-0 at Indianapolis (12/14/97)

### MOST TOUCHDOWNS SCORED

Season 70 1984  
Game 10 9/24/23 vs. Denver

### FEWEST TOUCHDOWNS SCORED

Season 26 1966, 2006, 2010

### MOST TOUCHDOWNS ALLOWED

Season 57 2019  
Game 8 9/18/66 at Buffalo  
\*8 1/15/00 at Jacksonville  
8 9/8/19 vs. Baltimore  
8 1/3/21 at Buffalo  
8 12/31/23 at Baltimore

### FEWEST TOUCHDOWNS ALLOWED

Season 14 1973

### MOST TOUCHDOWNS SCORED BY

#### RUSHING

Season 27 2023  
Game 5 9/24/23 vs. Denver

#### PASSING

Season 49 1984  
Game 6 11/24/77 at St. Louis  
6 9/21/86 at N.Y. Jets  
6 9/18/22 at Baltimore

#### INTERCEPTION

Season 5 2001  
Game 2 12/3/73 vs. Pittsburgh  
2 9/12/82 at N.Y. Jets  
2 12/16/83 vs. N.Y. Jets  
2 12/6/98 at Oakland  
2 10/26/14 at Jacksonville

#### KICKOFF RETURN

Season 2 2009  
Game 2 11/1/09 at N.Y. Jets

#### PUNT RETURN

Season 2 1993

#### FUMBLE RETURN

Season 3 1997, 2022  
Game 2 10/11/87 vs. Kansas City  
2 9/1/96 vs. New England

#### BLOCKED PUNT RETURN

Season 2 1973  
Game 2 11/11/73 vs. Baltimore



## TEAM RECORDS

### FEWEST TOUCHDOWNS SCORED BY

#### RUSHING

Season	4	2017
--------	---	------

#### PASSING

Season	12	2007, 1969
--------	----	------------

### MOST TOUCHDOWNS ALLOWED BY

#### RUSHING

Season	23	1986
Game	5	9/4/88 at Chicago
	5	9/8/19 vs. Baltimore
	5	10/9/22 at N.Y. Jets

#### PASSING

Season	39	2019
Game	6	10/21/07 vs. New England
	6	9/8/19 vs. Baltimore
	6	12/31/23 at Baltimore

#### INTERCEPTION

Season	8	2004
Game	2	12/18/88 at Pittsburgh
	2	11/23/97 at New England
	2	10/17/99 at New England
	2	11/18/01 vs. N.Y. Jets
	2	10/25/09 vs. New Orleans
	2	10/26/17 at Baltimore
	2	9/15/19 vs. New England

#### KICKOFF RETURN

Season	2	1994, 2007, 2010
--------	---	------------------

#### PUNT RETURN

Season	2	2008, 2020
--------	---	------------

#### FUMBLE RETURN

Season	3	1974
--------	---	------

#### BLOCKED FIELD GOAL RETURN

Season	1	1979, 1989, 2010, 2014
--------	---	------------------------

### FEWEST TOUCHDOWNS ALLOWED BY

#### RUSHING

Season	6	1998, 1999
--------	---	------------

#### PASSING

Season	5	1973
--------	---	------

### MOST POINTS AFTER TOUCHDOWN SCORED

Season	66	1984
Game	10	9/24/23 vs. Denver

### MOST POINTS AFTER TOUCHDOWN SCORED, OPPONENT

Season	49	2007
Game	*8	1/15/00 at Jacksonville
	8	9/8/19 vs. Baltimore
	8	1/3/21 at Buffalo
	8	12/31/23 at Baltimore

### MOST FIELD GOALS SCORED

Season	39	1999
Game	7	12/8/19 at N.Y. Jets

### MOST FIELD GOALS SCORED, OPPONENT

Season	36	2024
Game	5	9/28/69 at Houston
	5	9/25/88 at Indianapolis
	*5	1/17/93 vs. Buffalo
	5	10/13/02 at Denver
	5	9/7/03 vs. Houston
	5	10/7/07 at Houston
	5	9/14/14 at Buffalo
	5	9/29/16 at Cincinnati
	5	12/24/17 at Kansas City
	5	9/30/24 vs. Tennessee
	5	11/11/24 at L.A. Rams

### MOST SAFETIES SCORED

Season	3	2005, 2014
Game	2	12/3/17 vs. Denver

### MOST SAFETIES SCORED, OPPONENT

Season	4	2015
Game	1	36 times, last 10/27/24

### MOST 2-POINT CONVERSION ATTEMPTS

Season	10	1994
Game	4	at Indianapolis, 11/26/95

### MOST 2-POINT CONVERSION ATTEMPTS, OPPONENT

Season	5	1995, 2009, 2016, 2019
Game	2	Six times, last 12/22/19 vs. Cincinnati

### MOST 2-POINT CONVERSIONS

Season	6	1994
Game	2	at Indianapolis, 11/26/95

### MOST 2-POINT CONVERSIONS, OPPONENT

Season	5	2016
Game	2	12/22/19 vs. Cincinnati

### SCORE BY QUARTERS, DOLPHINS

1st –	21	12/20/70 vs. Buffalo
	21	10/2/77 vs. Houston
	21	12/5/04 vs. Buffalo
	21	10/25/15 vs. Houston
2nd –	28	12/17/67 vs. Boston
	24	10/23/77 vs. Seattle
	24	10/29/78 vs. Baltimore
	24	11/20/83 vs. Baltimore
	24	10/9/88 at L.A. Raiders
	24	12/1/91 vs. Tampa Bay
	24	11/24/24 vs. New England
3rd –	21	11/3/74 vs. Atlanta
	21	9/12/82 at N.Y. Jets
	21	9/2/84 at Washington
	21	10/11/87 vs. Kansas City
	21	11/12/89 at N.Y. Jets
	21	10/18/92 vs. New England
	21	12/12/94 vs. Kansas City
	21	9/3/95 vs. N.Y. Jets
	21	10/29/00 vs. Green Bay
	21	11/1/09 at N.Y. Jets
	21	12/4/11 vs. Oakland
	21	12/17/16 at N.Y. Jets



## TEAM RECORDS

4th –	28	9/18/22 at Baltimore
	25	10/10/99 at Indianapolis
	24	11/25/01 at Buffalo
	23	12/21/14 vs. Minnesota

### SCORE BY QUARTERS, OPPONENT

1st –	24	9/28/68 vs. Kansas City
	*24	1/2/82 vs. San Diego
	*24	1/15/00 at Jacksonville
	24	12/9/07 at Buffalo
2nd –	31	12/14/97 at Indianapolis
	28	9/21/86 at N.Y. Jets
	28	10/21/07 vs. New England
	28	1/3/21 at Buffalo
3rd –	24	12/14/14 at New England
	21	12/19/93 vs. Buffalo
	21	12/4/94 vs. Buffalo
	21	10/5/10 vs. New England
	21	11/13/17 at Carolina
	21	10/14/18 vs. Chicago
4th –	30	10/23/00 at N.Y. Jets
	28	10/2/66 at San Diego
	28	12/15/91 at San Diego

### SCORE BY QUARTERS, BOTH TEAMS

1st –	35	12/5/04 vs. Buffalo
		Miami 21, Buffalo 14
	27	9/28/68 vs. Kansas City
2nd –		Kansas City 24, Miami 3
	42	9/21/86 at N.Y. Jets
		N.Y. Jets 28, Miami 14
	35	9/3/95 vs. N.Y. Jets
		Miami 21, N.Y. Jets 14
	35	10/21/07 vs. New England
		New England 28, Miami 7
	35	12/9/18 vs. New England
3rd –		New England 21, Miami 14
	37	11/1/09 at N.Y. Jets
		Miami 21, N.Y. Jets 16
	29	9/4/94 vs. New England
		Miami 15, New England 14
	28	12/10/67 vs. San Diego
		Miami 14, San Diego 14
	28	12/19/93 vs. Buffalo
		Buffalo 21, Miami 7
	28	11/27/94 at N.Y. Jets
		Miami 14, N.Y. Jets 14
	28	12/18/13 at Pittsburgh
4th –		Miami 14, Pittsburgh 14
	28	12/24/16 at Buffalo
		Miami 14, Buffalo 14
	28	11/13/17 at Carolina
		Miami 7, Carolina 21
	41	12/21/14 vs. Minnesota
		Miami 23, Minnesota 18
	39	10/10/99 at Indianapolis
		Miami 25, Indianapolis 14
	37	10/23/00 at N.Y. Jets
		N.Y. Jets 30, Miami 7

### MOST CONSECUTIVE QUARTERS HELD SCORELESS BY DOLPHINS

13 1973, 3rd Q in 8th through 3rd Q in 11th

### MOST CONSECUTIVE QUARTERS HELD SCORELESS BY OPPONENT

11 1970, 1st Q in 6th through 3rd Q in 8th

### SCORE BY HALVES, DOLPHINS

1st –	41	10/25/15 vs. Houston
	35	12/17/67 vs. Boston
	35	9/24/23 vs. Denver
	31	12/20/70 vs. Buffalo
	31	12/2/85 vs. Chicago
	31	12/7/86 at New Orleans
2nd –	31	12/3/23 at Washington
	35	9/18/22 at Baltimore
	35	9/24/23 vs. Denver
	31	9/22/85 vs. Kansas City
	31	12/12/94 vs. Kansas City
	31	9/3/95 vs. N.Y. Jets

### SCORE BY HALVES, OPPONENT

1st –	48	9/18/66 at Buffalo
2nd –	38	10/2/66 at San Diego
	36	10/25/09 vs. New Orleans

### SCORE BY HALVES, BOTH TEAMS

1st –	58	9/18/66 at Buffalo
		Buffalo 48, Miami 10
	52	9/21/86 at N.Y. Jets
		N.Y. Jets 31, Miami 21
	52	12/21/08 at Kansas City
2nd –		Kansas City 28, Miami 24
	52	9/8/19 vs. Baltimore
		Baltimore 42, Miami 10
	52	10/9/83 vs. Buffalo
		Miami 28, Buffalo 24

## TIME OF POSSESSION (SINCE 1977)

### HIGHEST TIME OF POSSESSION

Season	32:38	1979
Game	45:07	9/21/09 vs. Indianapolis
	43:39	12/7/87 vs. N.Y. Jets
	41:55	12/16/96 vs. Buffalo

### LOWEST TIME OF POSSESSION

Season	27:02	1988
Game	14:28	9/4/88 at Chicago
	16:32	10/1/89 at Houston
	18:02	10/27/96 vs. Dallas

### HIGHEST TIME OF POSSESSION ALLOWED

Season	32:58	1988
Game	46:29	10/4/81 vs. N.Y. Jets (OT)
	45:32	9/4/88 at Chicago
	44:53	10/27/97 vs. Chicago (OT)

### LOWEST TIME OF POSSESSION ALLOWED

Season	27:22	1979
Game	14:53	9/21/09 vs. Indianapolis
	16:21	12/7/87 vs. N.Y. Jets
	18:05	12/16/96 vs. Buffalo



## TEAM RECORDS

### SCORING DRIVES

#### LONGEST SCORING DRIVES

##### BY PLAYS

21	11/11/12 vs. N.Y. Jets (TD, 94 yards, 12:29)
18	11/11/07 vs. Buffalo (TD, 80 yards, 9:45)
18	9/14/08 at Arizona (TD, 89 yards, 7:04)
18	12/27/09 vs. Houston (FG, 61 yards, 4:18)
17	7 times, last: 10/4/20 vs. Seattle (FG, 73 yards, 7:59)

##### BY YARDS

99	9/10/78 at Baltimore (TD, 7 plays, 3:53)
99	9/24/89 vs. N.Y. Jets (TD, 7 plays, 1:27)
98	9/9/18 vs. Tennessee (TD, 12 plays, 5:21)
97	12/15/02 vs. Oakland (TD, 13 plays, 7:53)
97	12/28/14 vs. N.Y. Jets (TD, 1 play, 0:14)
97	10/18/15 at Tennessee (TD, 9 plays, 5:30)
97	11/3/24 at Buffalo (TD, 14 plays, 8:21)
97	11/17/24 vs. Las Vegas (TD, 14 plays, 7:47)

##### BY TIME OF POSSESSION

12:29	11/11/12 vs. N.Y. Jets (TD, 21 plays, 94)
10:30	10/16/94 vs. L.A. Raiders (FG, 10 plays, 65 yards)
10:16	12/10/01 vs. Indianapolis (TD, 15 plays, 78 yards)
10:09	11/9/09 at New England (TD, 16 plays, 66 yards)
10:01	10/27/74 vs. Baltimore (FG, 16 plays, 73 yards)

#### LONGEST SCORING DRIVES, OPPONENTS

##### BY PLAYS

20	11/24/97 at Chicago (FG, 77 yards, 11:07)
20	9/25/22 vs. Buffalo (FG, 87 yards, 9:22)
19	7 times, last: 12/22/13 at Buffalo (FG, 92 yards, 9:16)

##### BY YARDS

99	12/11/76 vs. Minnesota (TD, 16 plays, 9:07)
99	10/27/80 at N.Y. Jets (TD, 17 plays, 9:22)
99	9/30/01 at St. Louis (TD, 11 plays, 5:36)
99	9/12/11 vs. New England (TD, 1 play, 0:13)
99	12/11/16 vs. Arizona (TD, 12 plays, 6:43)
99	11/11/21 vs. Baltimore (TD, 9 plays, 4:12)

##### BY TIME OF POSSESSION

12:45	12/14/75 at Baltimore (FG, 17 plays, 82 yards)
11:07	11/24/91 at Chicago (FG, 20 plays, 77 yards)
11:05	12/16/01 at San Francisco (TD, 17 plays, 98 yards)

### FIRST DOWNS

#### MOST FIRST DOWNS

Season	387	1984
Game	36	12/21/14 vs. Minnesota
	34	11/24/77 at St. Louis
	34	12/12/88 vs. Cleveland

#### FEWEST FIRST DOWNS

Season	200	1966
Game	6	11/14/99 at Buffalo
	6	12/12/10 at N.Y. Jets
	6	12/22/13 at Buffalo

#### MOST FIRST DOWNS ALLOWED

Season	361	2019
Game	39	11/27/88 at N.Y. Jets
	*34	1/2/82 vs. San Diego
	34	11/18/84 at San Diego

#### FEWEST FIRST DOWNS ALLOWED

Season	186	1972
Game	4	11/11/73 vs. Baltimore
	5	9/2/79 at Buffalo
	7	9/24/72 vs. Houston
	7	10/28/90 at Indianapolis

#### MOST FIRST DOWNS, BOTH TEAMS

Season	701	1984
Game	60	9/10/23 at L.A. Chargers
	*59	1/2/82 vs. San Diego
	59	10/9/83 vs. Buffalo
	59	11/27/88 at N.Y. Jets

#### FEWEST FIRST DOWNS, BOTH TEAMS

Season	410	1973
Game	15	11/9/69 at Boston
	20	12/12/10 at N.Y. Jets
	21	3 times, last: 11/11/73 vs. Baltimore

#### MOST FIRST DOWNS

##### BY RUSHING

Season	170	1972
Game	19	10/29/72 at Baltimore
	19	11/24/77 at St. Louis

##### BY PASSING

Season	250	1986
Game	26	12/12/88 vs. Cleveland
	24	9/15/85 vs. Indianapolis
	24	9/21/86 at N.Y. Jets
	24	11/16/86 at Buffalo
	24	9/24/89 vs. N.Y. Jets

##### BY PENALTY

Season	41	2019
Game	7	11/8/15 at Buffalo
	6	12/4/66 at Denver
	6	11/26/67 vs. Buffalo
	6	9/8/96 at Arizona
	6	12/21/14 vs. Minnesota
	6	10/22/17 vs. N.Y. Jets

#### FEWEST FIRST DOWNS

##### BY RUSHING

Season	61	2013
Game	0	10/15/67 at Boston
	*0	1/15/00 at Jacksonville
	*0	1/6/01 at Oakland
	0	9/19/04 at Cincinnati
	0	10/6/13 vs. Baltimore
	0	9/20/15 at Jacksonville
	0	11/24/15 at N.Y. Jets
	0	9/24/17 at N.Y. Jets

##### BY PASSING

Season	91	1973
Game	1	9/4/83 at Buffalo

##### BY PENALTY

Season	12	2013
--------	----	------



## TEAM RECORDS

### MOST FIRST DOWNS ALLOWED

#### BY RUSHING

Season	155	1988
Game	**24	1/30/83 vs. Washington
	*18	12/30/95 at Buffalo
	18	9/13/20 at New England

#### BY PASSING

Season	215	2012
Game	26	10/11/21 at Tampa Bay
	23	11/27/88 at N.Y. Jets

#### BY PENALTY

Season	42	2005
Game	7	10/9/83 vs. Buffalo
	7	10/23/00 at N.Y. Jets (OT)
	7	11/13/16 at San Diego

### FEWEST FIRST DOWNS ALLOWED

#### BY RUSHING

Season	66	1969
Game	0	12/20/70 vs. Buffalo
	0	10/13/74 at Washington
	*0	1/9/00 at Seattle
	0	9/14/03 at N.Y. Jets
	0	11/23/06 at Detroit
	0	11/2/08 at Denver
	0	10/4/09 vs. Buffalo
	0	9/30/12 at Arizona
	0	12/17/23 vs. N.Y. Jets

#### BY PASSING

Season	78	1973
Game	0	12/8/68 vs. Boston
	1	11/5/79 vs. Houston
	1	12/12/82 at New England

#### BY PENALTY

Season	8	1973, 1974
--------	---	------------

## TOTAL NET YARDS

### MOST NET YARDS

Season	6,936	1984
Game	726	9/24/23 vs. Denver
	584	10/23/88 vs. N.Y. Jets
	*569	1/6/85 vs. Pittsburgh
	552	9/30/84 at St. Louis
	552	10/21/84 at New England

### FEWEST NET YARDS

Season	3,458	1966
Game	88	10/12/80 at New England
	101	11/14/99 at Buffalo
	103	12/22/13 at Buffalo

### MOST NET YARDS ALLOWED

Season	6,364	2019
Game	643	9/8/19 vs. Baltimore
	622	9/12/11 vs. New England
	597	11/27/88 at N.Y. Jets
	593	10/3/76 vs. Los Angeles

### FEWEST NET YARDS ALLOWED

Season	3,281	1973
Game	76	10/21/73 vs. Buffalo
	103	12/17/23 vs. N.Y. Jets
	117	10/17/71 vs. New England
	118	10/16/66 vs. Denver
	118	9/21/03 vs. Buffalo

### MOST NET YARDS GAINED, BOTH TEAMS

Season	12,374	1986
Game	1,110	9/12/11 vs. New England
	1,089	9/24/23 vs. Denver
	1,066	9/21/86 at N.Y. Jets

### FEWEST NET YARDS GAINED, BOTH TEAMS

Season	7,384	1973
Game	335	10/16/66 vs. Denver

## RUSHING

### MOST RUSHING YARDS

Season	2,960	1972
Game	350	9/24/23 vs. Denver
	315	11/11/73 vs. Baltimore
	304	12/3/72 at New England
	302	10/24/71 at N.Y. Jets
	302	11/7/71 vs. Buffalo

### FEWEST RUSHING YARDS

Season	1,156	2019
Game	2	11/11/13 at Tampa Bay
	7	11/19/06 vs. Minnesota
	12	11/29/15 at N.Y. Jets
	14	11/19/90 vs. L.A. Raiders
	*14	1/9/99 at Denver
	14	12/23/13 at Buffalo

### MOST RUSHING YARDS ALLOWED

Season	2,506	1988
Game	*341	12/30/95 at Buffalo
	305	12/18/88 at Pittsburgh
	299	9/30/07 vs. Oakland

### FEWEST RUSHING YARDS ALLOWED

Season	1,430	1994
Game	14	11/2/08 at Denver
	16	9/2/66 vs. Oakland
	16	11/28/10 at Oakland

### MOST RUSHING YARDS, BOTH TEAMS

Season	4,627	1978
Game	533	12/24/16 at Buffalo
	508	11/7/71 vs. Buffalo
	487	12/5/76 vs. Buffalo

### FEWEST RUSHING YARDS, BOTH TEAMS

Season	2,920	1966
Game	67	9/8/13 at Cleveland
	74	11/23/98 at New England
	79	12/19/99 vs. San Diego

### MOST RUSHING ATTEMPTS

Season	613	1972
Game	58	10/5/75 at Green Bay
	56	9/12/82 at N.Y. Jets
	55	11/24/77 at St. Louis



## TEAM RECORDS

### FEWEST RUSHING ATTEMPTS

Season	326	1967
Game	*8	1/8/95 at San Diego
	8	12/4/22 at San Francisco
	**9	1/20/85 vs. San Francisco
	9	9/7/86 at San Diego
	9	11/29/15 at N.Y. Jets
	9	10/10/21 at Tampa Bay

### MOST RUSHING ATTEMPTS, OPPONENT

Season	557	1988
Game	*59	1/12/86 vs. New England
	54	9/4/88 at Chicago
	**52	1/30/83 vs. Washington
	*52	12/30/95 at Buffalo

### FEWEST RUSHING ATTEMPTS, OPPONENT

Season	387	1970
Game	7	9/4/94 at Green Bay
	10	11/23/06 at Detroit
	10	12/11/17 vs. New England
	10	11/24/23 at N.Y. Jets
	11	9/14/03 at N.Y. Jets
	11	9/21/09 vs. Indianapolis

### HIGHEST RUSHING AVERAGE

Season	5.06	2023
--------	------	------

### LOWEST RUSHING AVERAGE

Season	3.12	1997
--------	------	------

### HIGHEST RUSHING AVERAGE, OPPONENT

Season	4.88	1968
--------	------	------

### LOWEST RUSHING AVERAGE, OPPONENT

Season	3.29	2003
--------	------	------

## PASSING

### MOST NET YARDS PASSING

Season	5,018	1984
Game	521	10/23/88 vs. N.Y. Jets
	466	9/10/23 at L.A. Chargers
	461	9/18/22 at Baltimore
	456	9/4/94 vs. New England
	446	9/24/89 vs. N.Y. Jets

### FEWEST NET YARDS PASSING

Season	1,582	1973
Game	22	11/23/69 vs. Houston
	*26	12/30/73 vs. Oakland
	26	9/4/83 at Buffalo

### MOST NET YARDS PASSING ALLOWED

Season	4,198	2019
Game	516	9/12/11 vs. New England
	449	9/21/86 at N.Y. Jets
	437	10/10/21 at Tampa Bay

### FEWEST NET YARDS PASSING ALLOWED

Season	1,290	1973
Game	1	10/21/73 vs. Buffalo
	11	11/5/79 vs. Houston
	13	12/12/82 at New England

### MOST NET YARDS PASSING, BOTH TEAMS

Season	8,503	2022
Game	884	9/21/86 at N.Y. Jets

### FEWEST NET YARDS PASSING, BOTH TEAMS

Season	2,872	1973
Game	72	12/12/82 at New England

### MOST GROSS YARDS PASSING

Season	5,146	1984
Game	521	10/23/88 vs. N.Y. Jets
	473	9/4/94 vs. New England
	470	12/2/84 vs. L.A. Raiders

### FEWEST GROSS YARDS PASSING

Season	1,675	1973
Game	*34	12/30/73 vs. Oakland
	46	9/4/83 at Buffalo
	46	12/21/03 at Buffalo

### MOST GROSS YARDS PASSING ALLOWED

Season	4,373	2020
Game	517	9/12/11 vs. New England
	479	9/21/86 at N.Y. Jets
	452	10/10/21 at Tampa Bay

### FEWEST GROSS YARDS PASSING ALLOWED

Season	1,604	1973
Game	13	12/12/82 at New England
	25	11/5/79 vs. Houston
	35	12/9/73 at Baltimore

### MOST PASS ATTEMPTS

Season	645	1986
Game	*66	12/30/95 at Buffalo
	65	12/4/05 vs. Buffalo
	62	10/22/06 vs. Green Bay

### FEWEST PASS ATTEMPTS

Season	256	1973
Game	*6	12/30/73 vs. Oakland
	**7	1/13/74 vs. Minnesota
	*8	1/2/72 vs. Baltimore

### MOST PASS ATTEMPTS, OPPONENT

Season	624	2022
Game	63	9/25/22 vs. Buffalo
	61	11/1/20 vs. L.A. Rams
	59	10/23/00 at N.Y. Jets (OT)
	58	10/4/92 at Buffalo
	56	11/18/84 at San Diego
	56	9/7/14 vs. New England
	56	12/22/19 vs. Cincinnati

### FEWEST PASS ATTEMPTS, OPPONENT

Season	320	1973
Game	5	12/12/82 at New England
	8	11/14/76 at Pittsburgh
	8	12/9/73 at Baltimore

### MOST PASS COMPLETIONS

Season	413	2024
Game	39	11/16/86 at Buffalo
	38	11/23/97 at New England
	37	11/28/24 at Green Bay



## TEAM RECORDS

### FEWEST PASS COMPLETIONS

Season	133	1973
Game	3	10/15/73 at Cleveland
	*3	12/30/73 vs. Oakland

### MOST PASS COMPLETIONS, OPPONENT

Season	416	2022
Game	42	9/25/22 vs. Buffalo
	39	12/11/22 at L.A. Chargers
	38	10/9/83 vs. Buffalo
	37	11/18/84 at San Diego
	37	12/4/16 at Baltimore

### FEWEST PASS COMPLETIONS, OPPONENT

Season	151	1973
Game	2	11/9/69 at Boston
	2	12/12/82 at New England
	4	11/14/76 at Pittsburgh

## INTERCEPTIONS

### MOST INTERCEPTIONS

Season	32	1978, 458 yards
Game	6	12/3/73 vs. Pittsburgh
	6	10/19/75 at N.Y. Jets
	6	9/10/78 at Baltimore
	6	11/21/82 at Buffalo
	6	10/16/83 at N.Y. Jets
	6	12/6/98 at Oakland

### FEWEST INTERCEPTIONS

Season	8	2006, 116 yards
		2022, 115 yards

### MOST INTERCEPTIONS, OPPONENT

Season	32	1966, 370 yards
Game	6	11/13/66 at Kansas City

### FEWEST INTERCEPTIONS, OPPONENT

Season	7	2008, 130 yards
--------	---	-----------------

### MOST INTERCEPTION RETURN YARDS

Season	522	1966
Game	218	10/4/92 at Buffalo

### FEWEST INTERCEPTION RETURN YARDS

Season	66	2010
--------	----	------

### MOST INTERCEPTION RETURN YARDS, OPPONENT

Season	596	1969
Game	160	11/23/97 at New England
	151	12/2/84 vs. L.A. Raiders
	151	11/18/01 vs. N.Y. Jets

### FEWEST INTERCEPTION RETURN YARDS, OPPONENT

Season	100	1985
--------	-----	------

## PENALTIES

### MOST PENALTIES

Season	137	2017, 1,154 yards
Game	18	10/9/05 at Buffalo
	17	11/19/17 vs. Tampa Bay

### MOST YARDS PENALIZED

Season	1,154	2017, on 137
Game	149	10/12/03 at Jacksonville
	145	12/31/17 vs. Buffalo
	143	10/1/95 at Cincinnati

### FEWEST PENALTIES

Season	48	1968, 485 yards
Game	0	12/23/67 vs. Houston
	0	12/8/68 vs. Boston
	0	9/29/91 at N.Y. Jets
	*0	1/10/93 vs. San Diego
	0	12/21/98 vs. Denver
	0	9/15/13 at Indianapolis

### FEWEST YARDS PENALIZED

Season	416	1973, on 52
Game	0	12/23/67 vs. Houston
	0	12/8/68 vs. Boston
	0	9/29/91 at N.Y. Jets
	*0	1/10/93 vs. San Diego
	0	12/21/98 vs. Denver
	0	9/15/13 at Indianapolis

### MOST PENALTIES, OPPONENT

Season	125	2024, 1,030 yards
Game	19	12/22/85 vs. Buffalo
	17	10/18/87 at N.Y. Jets
	15	10/9/83 vs. Buffalo

### MOST YARDS PENALIZED, OPPONENT

Season	1,084	2019, on 111
Game	163	10/4/15 vs. N.Y. Jets (at London)
	156	9/20/69 at Oakland
	144	11/5/67 at Buffalo

### FEWEST PENALTIES, OPPONENT

Season	59	1967, 691 yards
Game	0	10/22/23 at Philadelphia

### FEWEST YARDS PENALIZED, OPPONENT

Season	525	1974, on 67
Game	0	10/22/23 at Philadelphia

### MOST PENALTIES, BOTH TEAMS

Season	259	2017, 2,231 yards
Game	26	12/22/85 vs. Buffalo
	26	11/19/17 vs. Tampa Bay
	25	10/9/05 at Buffalo

### MOST YARDS PENALIZED, BOTH TEAMS

Season	2,231	2017, on 259
Game	243	10/4/15 vs. N.Y. Jets (at London)
	230	10/3/70 vs. Oakland
	227	11/30/69 vs. Boston (at Tampa)

### FEWEST PENALTIES, BOTH TEAMS

Season	112	1967, 1,181 yards
Game	2	12/23/67 vs. Houston
	2	11/11/73 vs. Baltimore
	2	12/12/82 at New England



## TEAM RECORDS

### FEWEST YARDS PENALIZED, BOTH TEAMS

Season	1,032	1973, on 113
Game	10	11/11/73 vs. Baltimore
	10	12/12/82 at New England
	13	9/15/13 at Indianapolis

### PUNTING

#### MOST PUNTS

Season	99	2004
Game	11	12/7/03 at New England

#### MOST PUNT YARDS

Season	4,380	2015, 47.6 average
Game	564	12/12/10 at N.Y. Jets
	501	12/22/13 at Buffalo

#### FEWEST PUNTS

Season	44	1972
Game	0	9/23/79 vs. Chicago
	0	10/12/86 vs. Buffalo
	0	12/12/88 vs. Cleveland
	0	12/28/03 vs. N.Y. Jets
	0	11/13/22 vs. Cleveland
	0	11/17/24 vs. Las Vegas

#### MOST PUNTS, OPPONENT

Season	102	2004
Game	11	11/11/73 vs. Baltimore
	11	12/7/03 at New England

#### MOST PUNT YARDS, OPPONENT

Season	4,313	2011, 45.4 average
Game	475	9/20/98 vs. Pittsburgh

#### FEWEST PUNTS, OPPONENT

Season	52	1967
Game	0	12/17/67 vs. Boston
	0	9/21/97 at Tampa Bay
	0	11/7/10 at Baltimore
	0	9/29/19 vs. L.A. Chargers
	1	25 times, last 11/17/24 vs. Las Vegas

#### MOST PUNTS, BOTH TEAMS

Season	201	2004
Game	22	12/7/03 at New England

#### FEWEST PUNTS, BOTH TEAMS

Season	116	1995
Game	1	10/12/86 vs. Buffalo
	1	11/13/22 vs. Cleveland
	2	9/23/79 vs. Chicago
	2	12/12/88 vs. Cleveland

#### HIGHEST PUNTING AVERAGE

Season	49.7	2012, 76 punts
x-Game	58.8	9/23/12 vs. N.Y. Jets

#### HIGHEST PUNTING AVERAGE, OPPONENT

Season	49.0	2023, 67 punts
x-Game	56.7	11/24/13 vs. Carolina

x - minimum 4 punts

### PUNT RETURNS

#### MOST PUNT RETURNS

Season	55	1983, 581 yards
Game	7	10/19/69 at Kansas City
	7	9/19/04 at Cincinnati
	7	11/24/13 vs. Carolina

#### MOST PUNT RETURN YARDS

Season	581	1983, 55 returns
Game	123	10/19/69 at Kansas City
	123	12/13/93 vs. Pittsburgh

#### MOST PUNT RETURNS, OPPONENT

Season	50	2015, 526 yards
Game	9	12/12/10 at N.Y. Jets
	8	9/9/66 vs. N.Y. Jets
	8	12/24/05 vs. Tennessee

#### MOST PUNT RETURN YARDS, OPPONENT

Season	526	2015, 50 returns
Game	116	12/16/18 at Minnesota
	115	10/12/80 at New England
	113	11/16/08 vs. Oakland

### KICKOFF RETURNS

#### MOST KICKOFF RETURNS

Season	78	2007, 1,552 yards
Game	9	9/18/66 at Buffalo
	9	9/7/86 at San Diego
	*9	1/12/91 at Buffalo
	*9	1/15/00 at Jacksonville
	9	12/2/07 vs. N.Y. Jets

#### MOST KICKOFF RETURN YARDS

Season	1,739	2009, 75 returns
Game	299	11/1/09 at N.Y. Jets
	245	12/5/71 at New England

#### MOST KICKOFF RETURNS, OPPONENT

Season	85	1995, 1,782 yards
Game	9	11/24/77 at St. Louis
	9	9/3/95 vs. N.Y. Jets

#### MOST KICKOFF RETURN YARDS, OPPONENT

Season	1,782	1995, 85 returns
Game	251	12/12/94 vs. Kansas City
	248	9/21/08 at New England

### SACKS

#### MOST SACKS

Season	56.0	2023, 371 yards
Game	9.0-59.0	10/21/73 vs. Buffalo
	8.0-61.0	9/20/81 at Houston
	8.0-57.0	9/13/98 vs. Buffalo
	8.0-47.0	12/6/98 at Oakland
	8.0-34.0	11/28/04 at San Francisco
	8.0-53.0	11/23/06 at Detroit
	8.0-55.0	9/30/12 at Arizona
	8.0-54.0	12/27/21 at New Orleans

#### FEWEST SACKS

Season	16.0	1966, 180 yards
--------	------	-----------------



## TEAM RECORDS

### MOST SACKS, OPPONENT

Season	58.0	2013, 399 yards and 2019, 313 yards
Game	9.0-53.0	10/17/99 at New England
	9.0-60.0	12/11/11 vs. Philadelphia
	9.0-71.0	12/16/18 at Minnesota

### FEWEST SACKS, OPPONENT

Season	7.0	1988, 41 yards
--------	-----	----------------

### MOST CONSECUTIVE GAMES WITH NO SACKS ALLOWED

19 5th through 16th in 1988 and 1st through 7th in 1989

### MOST SACKS, BOTH TEAMS

Season	100.0	2013, 671 yards
--------	-------	-----------------

### FEWEST SACKS, BOTH TEAMS

Season	31.0	1988, 208 yards
--------	------	-----------------

## FUMBLES

### MOST FUMBLES

Season	42	2004
Game	8	12/9/07 at Buffalo
	7	10/6/96 vs. Seattle

### MOST FUMBLES LOST

Season	20	1985
Game	5-5	9/25/83 vs. Kansas City
	*6-5	1/15/00 at Jacksonville
	4-4	10/15/67 at Boston
	5-4	11/15/70 vs. New Orleans
	4-4	9/19/71 at Denver
	*5-4	1/12/86 vs. New England
	4-4	9/7/86 at San Diego
	5-4	10/18/90 vs. New England
	4-4	12/27/98 at Atlanta

### FEWEST FUMBLES

Season	12	2000
--------	----	------

### MOST FUMBLES, OPPONENT

Season	38	1971, 1983
Game	7	11/7/71 vs. Buffalo
	7	9/18/77 at Buffalo
	7	10/23/83 at Baltimore
	7	12/4/94 vs. Buffalo

### MOST FUMBLES LOST, OPPONENT

Season	21	1971, 1978
--------	----	------------

## TAKEAWAY/GIVEAWAY

### BEST RATIO

Season	+23	1978, 53 TAs, 30 GAs
	+18	1972, 46 TAs, 28 GAs

### WORST RATIO

Season	-18	1989, 23 TAs, 41 GAs
	-17	2004, 25 TAs, 42 GAs

### MOST TAKEAWAYS

Season	53	1978, 21 FRs, 32 INTs
	46	1966, 15 FRs, 31 INTs
	46	1972, 20 FRs, 26 INTs

### FEWEST TAKEAWAYS

Season	14	2022, 6 FRs, 8 INTs
--------	----	---------------------

### MOST TAKEAWAYS, OPPONENT

Season	44	1967, 16 FRs, 28 INTs
--------	----	-----------------------

### FEWEST TAKEAWAYS, OPPONENT

Season	13	2008, 6 FRs, 7 INTs
--------	----	---------------------

## BLOCKED PUNTS

### MOST BLOCKED PUNTS

Season	3	2014
--------	---	------





## ALL-TIME LEADERS

(**boldface** indicates active player)

RUSHING						
	PLAYER	YEARS	NO.	YDS.	AVG.	LG TD
1.	Larry Csonka	1968-74, 1979	1,506	6,737	4.5	54t 53
2.	Ricky Williams	2002-03, 2005, 2007-10	1,509	6,436	4.3	68t 48
3.	Ronnie Brown	2005-10	1,128	4,815	4.3	65t 36
4.	Mercury Morris	1969-75	754	3,877	5.1	70t 29
5.	Jim Kiick	1968-74	997	3,644	3.7	56 28
6.	Tony Nathan	1979-87	732	3,543	4.8	46 16
7.	Karim Abdul-Jabbar	1996-99	888	3,063	3.4	45 33
8.	Lamar Miller	2012-15	638	2,930	4.6	97t 19
9.	Mark Higgs	1990-94	702	2,648	3.8	31 14
10.	Delvin Williams	1978-80	643	2,632	4.1	65 13
11.	Andra Franklin	1981-84	622	2,232	3.6	29 22
12.	<b>Raheem Mostert</b>	<b>2015, 2022-24</b>	<b>475</b>	<b>2,184</b>	<b>4.6</b>	<b>67 23</b>
13.	Benny Malone	1974-78	503	2,129	4.2	66t 16
14.	Lamar Smith	2000-01	622	2,107	3.4	68t 20
15.	Reggie Bush	2011-12	443	2,072	4.7	76t 12
16.	Bernie Parmalee	1992-98	513	1,959	3.8	47t 15
17.	Lorenzo Hampton	1985-89	500	1,949	3.9	54t 22
18.	Jay Ajayi	2015-17	447	1,924	4.3	62t 9
19.	Sammie Smith	1989-91	509	1,787	3.5	33 15
20.	Woody Bennett	1980-88	419	1,744	4.2	25 9
21.	<b>De'Von Achane</b>	<b>2023-24</b>	<b>306</b>	<b>1,707</b>	<b>5.6</b>	<b>76t 14</b>
22.	Kenyan Drake	2016-19	333	1,532	4.6	66t 9
23.	Don Nottingham	1973-77	365	1,524	4.2	56 25
24.	Norm Bulaich	1975-79	340	1,498	4.4	63 17
25.	Daniel Thomas	2011-14	409	1,480	3.6	55 10
26.	Gary Davis	1976-79	317	1,389	4.4	65t 7
27.	Myles Gaskin	2019-22	361	1,355	3.8	30 7
28.	Troy Stradford	1987-90	343	1,332	3.9	51 10
29.	Ryan Tannehill	2012-18	248	1,210	4.9	48 6
30.	Travis Minor	2001-06	277	1,133	4.1	56t 8
31.	Ron Davenport	1985-89	274	1,127	4.1	64 13
32.	Terry Kirby	1993-95	287	1,037	3.6	38 9
33.	Bob GRIESE	1967-80	261	994	3.8	35 7
34.	Sammy Morris	2004-06	240	981	4.1	55 8
35.	Irving Spikes	1994-97	252	934	3.7	49 8
36.	Leroy Harris	1977-78	214	929	4.3	77t 6
37.	Jay Fiedler	2000-04	201	834	4.1	30 11
38.	David Woodley	1980-83	173	771	4.5	29 9
39.	J.J. Johnson	1999-01	219	748	3.4	34 5
40.	Frank Gore	2018	156	722	4.6	39 0
41.	<b>Jeff Wilson Jr.</b>	<b>2022-24</b>	<b>141</b>	<b>637</b>	<b>4.5</b>	<b>28 3</b>
42.	Salvon Ahmed	2020-23	163	593	3.6	31 5
43.	Joe Carter	1984-86	118	589	5.0	35 1
44.	Stan Mitchell	1966-70	173	548	3.1	30 4
45.	Joe Auer	1966-67	165	544	3.3	41 5
46.	Marc Logan	1989-91	140	523	3.7	17 2
47.	Jesse Chatman	2005, 2007	128	515	4.0	30 1
48.	John Avery	1998-99	143	503	3.5	44 2
49.	Damien Williams	2014-17	133	477	3.6	69 3
50.	Bobby Humphrey	1992	102	471	4.6	21 1
51.	<b>Tua Tagovailoa</b>	<b>2020-24</b>	<b>154</b>	<b>430</b>	<b>2.8</b>	<b>23 6</b>
52.	Hubert Ginn	1970-75	101	415	4.1	46 3
53.	Cecil Collins	1999	131	414	3.2	25t 2
54.	Ryan Fitzpatrick	2019-20	84	394	4.7	20 6
55.	David Overstreet	1983	85	392	4.6	44 1
56.	Keith Byars	1993-96	98	377	3.8	77t 6
57.	Chris Chambers	2001-07	41	355	8.7	61 0
58.	Duke Johnson	2021	71	330	4.7	27 3
59.	Kalen Ballage	2018-19	110	326	3.0	75t 4
60.	Sam Price	1966-68	82	313	3.8	38 1
61.	Abner Haynes	1967	56	274	4.9	65t 2



## ALL-TIME LEADERS

RUSHING						
	PLAYER	YEARS	NO.	YDS.	AVG.	LG TD
62.	Lousaka Polite	2008-10	86	270	3.1	14 1
63.	Cookie Gilchrist	1966	72	262	3.6	22 0
64.	Matt Breida	2020	59	254	4.3	24 0
65.	Terry Robiskie	1980-81	78	250	3.2	36 2
66.	<b>Jaylen Wright</b>	<b>2024</b>	<b>68</b>	<b>249</b>	<b>3.7</b>	<b>20 0</b>
67.	Nat Moore	1974-86	40	249	6.2	36 1
68.	Patrick Laird	2019-21	76	244	3.2	18 1
69.	Steve Howell	1979-81	68	235	3.4	23 1
70.	Billy Joe	1966	71	232	3.3	14 0
71.	Charles Leigh	1971-74	48	228	4.8	34t 1
72.	Tom Vigorito	1981-85	54	215	4.0	33t 2
	Stan Winfrey	1975-77	55	215	3.9	13 1
74.	Stanley Pritchett	1996-99	63	211	3.3	25 2
75.	Eddie Hill	1981-84	52	209	4.0	24 1
76.	Autry Denson	1999-00	59	206	3.5	20 0
77.	Mark Walton	2019	53	201	3.8	19 0
78.	Ronald Scott	1987	47	199	4.2	24 3
79.	Jack Harper	1967-68	41	197	4.8	37t 1
80.	Chad Henne	2008-11	66	196	3.0	20 2
81.	Freddie Solomon	1975-77	14	190	13.6	59t 1
82.	Jerris McPhail	1996-97	23	174	7.6	71t 1
83.	James McKnight	2001-03	15	172	11.5	68t 1
84.	Patrick Cobbs	2006-10	37	171	4.6	44 2
85.	Paul Warfield	1970-74	16	166	10.4	39 0
86.	Pete Johnson	1984	68	159	2.3	9 9
	Larry Seiple	1967-77	16	159	9.9	34 0
88.	Knowshon Moreno	2014	31	148	4.8	15 1
89.	Jim Jensen	1981-92	26	142	5.5	23 0
90.	Leonard Henry	2002-04	46	141	3.1	53 0
91.	George Wilson	1966	27	137	5.1	37 0
92.	Thurman Thomas	2000	28	136	4.9	25 0
93.	<b>Tyler Huntley</b>	<b>2024</b>	<b>25</b>	<b>135</b>	<b>5.2</b>	<b>20 2</b>
	Rick Casares	1966	43	135	3.1	10 0
95.	Ray Lucas	2001-02	44	132	3.0	17 3
96.	Tony Paige	1990-92	49	131	2.7	11 3
97.	Lex Hilliard	2009-11	39	130	3.3	18 2
98.	Lorenzo Booker	2007	28	125	4.5	22 0
	Malcolm Brown	2021	33	125	3.8	24t 1
100.	Ted Ginn, Jr.	2007-09	16	124	7.8	40t 2
	Damon Huard	1997-00	28	124	4.4	25 0
102.	Jonas Gray	2015	31	122	3.9	16 0
103.	Chase Edmonds	2022	42	120	2.9	28 2
	Earl Morrall	1972-76	23	120	5.2	31t 1
105.	Jarvis Landry	2014-17	26	119	4.6	22t 1
	Phillip Lindsay	2021	38	119	3.1	9 0
107.	Rob Konrad	1999-04	38	114	3.0	18t 1
108.	Aaron Craver	1991-94	29	110	3.8	19 1
109.	Cleo Lemon	2005-07	34	109	3.2	11 4
110.	Mark Clayton	1983-92	14	108	7.7	30 0
	Gene Milton	1968-69	9	108	12.0	34 0
112.	Robert Edwards	2002	20	107	5.4	19 1
113.	Chris Brooks	2023	19	106	5.6	52 0
114.	Samkon Gado	2007	35	104	3.0	20t 3
115.	Scott Secules	1989-91	16	103	6.4	17 1
116.	<b>Tyreek Hill</b>	<b>2022-24</b>	<b>21</b>	<b>100</b>	<b>4.8</b>	<b>16 1</b>
117.	Scott Mitchell	1990-93	29	99	3.4	32 0
118.	Kyle Mackey	1987	17	98	5.8	17 2
119.	Brandon Bolden	2018	8	91	11.4	54t 2
120.	Dan Marino	1983-99	301	87	0.3	15 9
121.	DeAndre Washington	2020	28	86	3.1	16 0
122.	Pat White	2009	21	81	3.9	33 0
123.	Albert Wilson	2018-19, 21	17	78	4.6	28 0



## ALL-TIME LEADERS

RUSHING						
	PLAYER	YEARS	NO.	YDS.	AVG.	LG TD
124.	George Chesser	1966-67	18	77	4.3	19 0
125.	Tyler Thigpen	2009-10	14	74	5.3	12 0
126.	Frank Jackson	1966-67	3	70	23.3	48 0
	Jacoby Brissett	2021	19	70	3.7	19 1
128.	Chad Pennington	2008-10	33	69	2.1	16 1
129.	Matt Moore	2011-17	46	66	1.4	16 2
130.	Brian Hartline	2009-14	7	65	9.3	30 1
	Larry Izzo	1996-00	2	65	32.5	39 0
132.	Lamar Gordon	2004	35	64	1.8	11 0
	Steve Slaton	2011	17	64	3.8	28 1
134.	Gus Frerotte	2005	27	61	2.3	14 0
	Bob Torrey	1979	13	61	4.7	17 1
136.	Clarence Bailey	1987	10	55	5.5	13 0
	Arian Foster	2016	22	55	2.5	9 0
138.	<b>Jaylen Waddle</b>	<b>2021-24</b>	<b>12</b>	<b>53</b>	<b>4.4</b>	<b>12 1</b>
	Brock Forsey	2004	19	53	2.8	15 0
139.	O.J. McDuffie	1993-01	15	49	3.3	12 0
	Mike Wallace	2013-14	7	49	7.0	13 0
141.	Jim Braxton	1978	20	48	2.4	15 2
143.	Nick Giaquinto	1980-81	8	47	5.9	20 0
144.	Mark Konecny	1987	6	46	7.7	19 0
145.	John Tagliaferri	1987	13	45	3.5	7 1
146.	Lawrence Phillips	1997	18	44	2.4	8 0
147.	Jakeem Grant Sr.	2016-21	12	43	3.6	29 1
148.	Bernie Kosar	1994-96	9	42	4.7	17 1
149.	Rickey Isom	1987	9	41	4.6	8 1
	Rick Norton	1966-69	19	41	2.2	13 0
151.	James Saxon	1992-94	17	36	2.1	9 0
152.	Duriel Harris	1976-83, 1985	3	33	11.0	20 0
	Jordan Howard	2020	28	33	1.2	8 4
	Matt Turk	2000-01, 2003-04	4	33	8.3	23 0
155.	Lynn Bowden Jr.	2020	9	32	3.6	11 0
	Jay Cutler	2017	19	32	1.7	9 0
	Trent Green	2007	7	32	4.6	23 0
158.	Rich Diana	1982	8	31	3.9	7 0
159.	Davone Bess	2008-12	7	30	4.3	13 0
	Senorise Perry	2017-18	8	30	3.8	12 0
161.	Tom Brown	1987-89	16	29	1.8	6 0
162.	Teddy Bridgewater	2022	3	27	9.0	11 0
163.	Lee Suggs	2006	6	26	4.3	7 0
	Marcus Thigpen	2012-13	7	26	3.7	9 0
165.	Marlon Moore	2010-13	2	25	12.5	16 0
	<b>Malik Washington</b>	<b>2024</b>	<b>5</b>	<b>25</b>	<b>5.0</b>	<b>18t 1</b>
	<b>Skylar Thompson</b>	<b>2022-24</b>	<b>15</b>	<b>25</b>	<b>1.7</b>	<b>9 0</b>
	<b>Alec Ingold</b>	<b>2022-24</b>	<b>18</b>	<b>25</b>	<b>1.5</b>	<b>6 2</b>
169.	Craig Erickson	1996-98	15	24	1.6	12 0
	Joey Harrington	2006	19	24	1.3	7 0
	John Stofa	1966-67, 1969-70	7	24	3.4	14 1
172.	Marty Booker	2004-07	6	23	3.8	18 0
	Clayton Fejedelem	2020-22	4	23	5.8	22 0
174.	<b>Erik Ezukanma</b>	<b>2022-24</b>	<b>5</b>	<b>22</b>	<b>4.4</b>	<b>12 0</b>
	Isaiah Pead	2016	8	22	2.8	4 0
176.	Joe Cribbs	1988	5	21	4.2	11 0
	Mike Gillislee	2013-14	6	21	3.5	6 0
	Brock Osweiler	2018	8	21	2.6	7 0
	Dedric Ward	2001-02	2	21	10.5	16 0
180.	Daunte Culpepper	2006	10	20	2.0	7 1
	Don Strock	1974-87	51	20	0.4	18 2
182.	Darrynton Evans	2023	2	16	8.0	13 0
	Brandon Marshall	2010-11	3	16	5.3	13 0
	Samaje Perine	2019	5	16	3.2	9 0
185.	Charles Clay	2011-14	7	15	2.1	13 1



## ALL-TIME LEADERS

RUSHING						
	PLAYER	YEARS	NO.	YDS.	AVG.	LG TD
187.	Brian Griese	2003	5	15	3.0	9 0
	Leonte Carroo	2016-18	1	14	14.0	14 0
	MarQueis Gray	2016-17	5	14	2.8	5 0
	Garrett Limbrick	1990	5	14	2.8	5 0
190.	A.J. Feeley	2004-05	14	13	0.9	7t 1
	Jovorskie Lane	2012	13	13	1.0	4 2
	Josh Rosen	2019	3	13	4.3	6 0
	Tom Orosz	1981-82	1	13	13.0	13 0
195.	Gary Tucker	1968	4	13	3.3	7 0
	John Beck	2007-08	9	12	1.3	8 1
	Marlin Briscoe	1972-74	3	12	4.0	17 0
	Charles Jordan	1996-98	3	12	4.0	16 0
199.	Ron Moore	1998	4	12	3.0	4 0
	Terry Anderson	1977-78	1	11	11.0	11 0
	<b>Braxton Berrios</b>	<b>2023-24</b>	<b>1</b>	<b>11</b>	<b>11.0</b>	<b>11 0</b>
	Terry Cole	1971	3	11	3.7	4 0
204.	Isaiah Ford	2019-21	1	11	11.0	11 0
	Cleveland Gary	1994	7	11	1.6	4 0
	Nuu Faaola	1989	2	10	5.0	5 0
	Tim Boyle	2024	2	10	5.0	6 0
207.	Pete Roth	1987	3	10	3.3	9 0
	LaMichael James	2014-15	3	9	3.0	5 0
	Vick King	2004	4	9	2.3	3 0
	David Fales	2017	4	8	2.0	3 1
209.	Randy McMichael	2002-06	1	8	8.0	8 0
	Cedrick Wilson Jr.	2022-23	1	8	8.0	8 0
	Jimmy Hines	1969	1	7	7.0	7 0
	John Kidd	1994-97	2	7	3.5	4 0
212.	Hendrick Lusk	1998	1	7	7.0	7 0
	Rishard Matthews	2012-15	2	7	3.5	4 0
	Preston Williams	2019-21	1	7	7.0	7 0
	Kevin Curtis	2010	1	6	6.0	6 0
217.	Todd Doxzon	1998	2	6	3.0	3 0
	Craig Ellis	1986	3	6	2.0	2 0
	Tony Martin	1989-93, 1999-00	4	6	1.5	8 0
	De'Lance Turner	2019	4	6	1.5	5 0
223.	Dick Wood	1966	5	6	1.2	7 1
	Reagan Mauia	2007	4	5	1.3	3 0
	Malcolm Perry	2020	3	5	1.7	6 0
	Sage Rosenfels	2002-05	9	5	0.6	12 0
230.	Kory Sheets	2009-10	1	5	5.0	5 0
	Don Testerman	1980	1	5	5.0	5 0
	Wes Welker	2004-06	1	5	5.0	5 0
	Robert Wilson	1994-96	2	5	2.5	5 0
234.	Clyde Gates	2011	1	4	4.0	4 0
	Nate Jacquet	1998-99	1	4	4.0	4 0
	Clive Walford	2019	0	4	0.0	4 0
	<b>Durham Smythe</b>	<b>2018-24</b>	<b>4</b>	<b>4</b>	<b>1.0</b>	<b>2 1</b>
239.	Fred Banks	1987-93	1	3	3.0	3 0
	Chris Clemons	2009-13	1	3	3.0	3 0
	Larry Cowan	1982	1	3	3.0	3 0
	Roosevelt Potts	1997	1	3	3.0	3 0
244.	Leslie Shepherd	2000	4	3	0.8	14 0
	Orleans Darkwa	2014	4	2	0.5	7 0
	Matt Haack	2017-20	1	2	2.0	2 0
	Bruce Hardy	1978-89	1	2	2.0	2 0
247.	Larry Johnson	2011	1	2	2.0	2 0
	Ray Nealy	1997	1	2	2.0	2 0
	Greg Camarillo	2007-09	2	1	0.5	6 0
	JP Losman	2011	2	1	0.5	1 0
247.	Michael Palardy	2021	1	1	1.0	1 0
	Matt Darr	2015-16	1	0	0.0	0 0



## ALL-TIME LEADERS

### RUSHING

	PLAYER	YEARS	NO.	YDS.	AVG.	LG	TD
	Jim Del Gaizo	1972, 1975	1	0	0.0	0	0
	Heath Evans	2005	1	0	0.0	0	0
	Brandon Fields	2007-14	3	0	0.0	0	0
	Kim Hammond	1968	1	0	0.0	0	0
	Clayton Heath	1976	1	0	0.0	0	0
	<b>Jake Bailey</b>	<b>2023-24</b>	<b>1</b>	<b>0</b>	<b>0.0</b>	<b>0</b>	<b>0</b>
	Donnie Jones	2005-06	2	0	0.0	0	0
	Barry Pryor	1969-70	2	0	0.0	5	0
256.	Doug Pederson	1993	2	-1	-0.5	5	0
	<b>Jonnu Smith</b>	<b>2024</b>	<b>2</b>	<b>-1</b>	<b>-0.5</b>	<b>0</b>	<b>0</b>
258.	Danny Amendola	2018	1	-2	-2.0	-2	0
	Obafemi Ayanbadejo	2003	1	-2	-2.0	-2	0
	Guy Benjamin	1978-79	1	-2	-2.0	-2	0
	Bert Emanuel	2000	3	-2	-0.7	0	0
	Mike Michel	1977	1	-2	-2.0	-2	0
	Doug Moreau	1966-69	1	-2	-2.0	-2	0
	Scott Zolak	1999	2	-2	-1.0	-1	0
265.	Jack Clancy	1967-69	3	-4	-1.3	2	0
	Steve DeBerg	1993	4	-4	-1.0	-1	0
	Irving Fryar	1993-95	3	-4	-1.3	2	0
268.	Olindo Mare	1997-06	1	-5	-5.0	-5	0
269.	George Roberts	1978-80	1	-7	-7.0	-7	0
270.	Reggie Roby	1983-92	5	-8	-1.6	0	0
271.	George Mira	1971	6	-9	-1.5	3	0
	Mike White	2023	8	-9	-1.1	0	0
273.	Mark Duper	1982-92	1	-10	-10.0	-10	0
274.	Ferrell Edmunds	1988-92	2	-15	-7.5	-4	0
275.	Karl Noonan	1966-71	2	-20	-10.0	-9	0

### PASSING

	PLAYER	YEARS	ATT.	COMP.	YDS.	PCT.	TD	INT	RATE
1.	Dan Marino	1983-99	8,358	4,967	61,361	59.4	420	252	86.4
2.	Bob Griese	1967-80	3,429	1,926	25,092	56.2	192	172	77.1
3.	Ryan Tannehill	2012-18	2,911	1,829	20,434	62.8	123	75	87.0
4.	<b>Tua Tagovailoa</b>	<b>2020-24</b>	<b>2,037</b>	<b>1,387</b>	<b>15,506</b>	<b>68.1</b>	<b>100</b>	<b>44</b>	<b>97.9</b>
5.	Jay Fiedler	2000-04	1,603	936	11,040	58.4	66	63	76.8
6.	Chad Henne	2008-11	1,065	646	7,114	60.7	31	37	75.7
7.	David Woodley	1980-83	961	508	5,928	52.9	34	42	65.4
8.	Ryan Fitzpatrick	2019-20	769	494	5,620	64.2	33	21	89.0
9.	Don Strock	1974-87	688	388	4,613	56.4	39	37	73.5
10.	Matt Moore	2011-17	591	359	4,298	60.7	29	19	86.0
11.	Chad Pennington	2008-10	552	373	4,085	67.6	20	9	94.5
12.	Gus Frerotte	2005	494	257	2,996	52.0	18	13	71.9
13.	Jay Cutler	2017	429	266	2,666	62.0	19	14	80.8
14.	Earl Morrall	1972-76	284	153	2,335	53.9	17	17	76.2
15.	Joey Harrington	2006	388	223	2,236	57.5	12	15	68.2
16.	Cleo Lemon	2005-07	377	211	2,185	56.0	8	7	72.2
17.	A.J. Feeley	2004-05	356	191	1,893	53.7	11	15	61.7
18.	Scott Mitchell	1990-93	241	135	1,805	56.0	12	9	81.0
19.	Rick Norton	1966-69	377	156	1,751	41.4	6	30	28.1
20.	Damon Huard	1997-00	288	170	1,691	59.0	9	8	74.6
21.	Steve DeBerg	1993	188	113	1,521	60.1	6	7	81.0
22.	Jacoby Brissett	2021	225	141	1,283	62.7	5	4	78.1
23.	Brock Osweiler	2018	178	113	1,247	63.5	6	4	86.0
24.	Ray Lucas	2001-02	163	94	1,090	57.7	4	6	70.8
25.	Dick Wood	1966	230	83	993	36.1	4	14	30.6
26.	Trent Green	2007	141	85	987	60.3	5	7	72.6
	Bernie Kosar	1994-96	152	105	987	69.1	5	6	81.2
28.	Craig Erickson	1996-98	127	68	945	53.5	4	3	78.4
29.	Daunte Culpepper	2006	134	81	929	60.4	2	3	77.0
30.	John Stofa	1966-67, 1969-70	135	61	862	45.2	7	6	65.1
31.	<b>Tyler Huntley</b>	<b>2024</b>	<b>133</b>	<b>86</b>	<b>829</b>	<b>64.7</b>	<b>3</b>	<b>3</b>	<b>80.1</b>
32.	Brian Griese	2003	130	74	813	56.9	5	6	69.2



## ALL-TIME LEADERS

PASSING								
PLAYER	YEARS	ATT.	COMP.	YDS.	PCT.	TD	INT	RATE
33. Sage Rosenfels	2002-05	109	54	776	49.5	6	6	68.4
34. George Wilson, Jr.	1966	112	46	764	41.1	5	10	42.4
35. <b>Skylar Thompson</b>	<b>2022-24</b>	<b>138</b>	<b>81</b>	<b>721</b>	<b>58.7</b>	<b>1</b>	<b>3</b>	<b>66.1</b>
36. Teddy Bridgewater	2022	79	49	683	62.0	4	4	85.6
37. Kyle Mackey	1987	109	57	604	52.3	3	5	58.8
38. Josh Rosen	2019	109	58	567	53.2	1	5	52.0
39. John Beck	2007-08	107	60	559	56.1	1	3	62.0
40. Tyler Thigpen	2009-10	70	37	518	52.9	3	4	67.4
41. Scott Secules	1989-92	70	33	393	47.1	2	5	44.5
42. David Fales	2017	43	29	265	67.4	1	1	82.0
43. Jim Del Gaizo	1972, 1975	9	5	165	55.6	2	1	100.5
44. George Mira	1971	30	11	159	36.7	1	1	51.9
45. Tim Boyle	2024	26	15	153	57.7	0	0	74.7
46. Ron Jaworski	1987-88	14	9	123	64.3	1	0	116.1
47. Guy Benjamin	1978-79	12	9	119	75.0	1	1	99.0
48. Kim Hammond	1968	26	13	116	50.0	0	2	30.3
49. Jim Jensen	1981-92	7	4	102	57.1	2	0	141.4
50. Mike White	2023	6	5	74	83.3	1	1	118.1
51. Marlin Briscoe	1972-74	4	3	72	75.0	0	0	116.7
Albert Wilson	2018-19, 21	4	2	72	50.0	1	0	135.4
53. Larry Seiple	1967-77	3	3	69	100.0	0	0	118.8
54. Ronnie Brown	2005-10	12	4	63	33.3	2	0	91.3
55. Tony Nathan	1979-87	8	4	61	50.0	1	0	115.1
56. JP Losman	2011	10	6	60	60.0	0	0	77.1
57. Marty Booker	2004-07	3	1	48	33.3	0	0	81.9
Mark Clayton	1983-92	2	1	48	50.0	1	1	95.8
59. Doug Pederson	1993	8	4	41	50.0	0	0	65.1
60. Jim Kiick	1968-74	3	2	38	66.7	0	0	109.7
61. Lynn Bowden Jr.	2020	2	1	32	50.0	0	0	95.8
62. Terry Kirby	1993-95	1	1	31	100.0	1	0	158.3
Nat Moore	1974-86	2	1	31	50.0	0	0	95.8
64. Danny Amendola	2018	1	1	28	100.0	1	0	158.3
65. Jack Clancy	1967-69	1	1	17	100.0	0	0	118.8
66. Eddie Hill	1981-84	2	1	14	50.0	0	0	72.9
67. Keith Byars	1993-96	2	1	11	50.0	1	0	106.3
Archie Roberts	1967	10	5	11	50.0	0	1	16.7
69. Jarvis Landry	2014-17	3	1	9	33.3	0	0	42.4
70. Scott Stankavage	1987	7	4	8	57.1	0	1	22.6
71. Troy Stradford	1987-90	2	1	6	50.0	0	0	56.3
72. Kenny Stills	2015-18	1	1	3	100.0	1	0	118.8
73. Matt Haack	2017-20	3	1	1	33.3	1	1	42.4
74. Brandon Fields	2007-14	1	0	0	0.0	0	0	39.6
Mike Gesicki	2018-22	1	0	0	0.0	0	0	39.6
MarQueis Gray	2016-17	1	0	0	0.0	0	0	39.6
Bruce Hardy	1978-89	1	0	0	0.0	0	0	39.6
Booth Lusteg	1967	1	0	0	0.0	0	0	39.6
Brandon Marshall	2010-11	1	0	0	0.0	0	0	39.6
Tony Martin	1989-93, 99-00	1	0	0	0.0	0	0	39.6
Dan McGwire	1995	1	0	0	0.0	0	0	39.6
Lamar Smith	2000-01	1	0	0	0.0	0	0	39.6
Freddie Solomon	1975-77	1	0	0	0.0	0	0	39.6
Mike Wallace	2013-14	1	0	0	0.0	0	0	39.6
Pat White	2009	5	0	0	0.0	0	0	39.6
Delvin Williams	1978-80	3	0	0	0.0	0	0	39.6
Ricky Williams	2002-03, 2005, 2007-10	1	0	0	0.0	0	1	0.0
Scott Zolak	1999	4	0	0	0.0	0	0	39.6

RECEPTIONS						
PLAYER	YEARS	NO.	YDS.	AVG.	LG	TD
1. Mark Clayton	1983-92	550	8,643	15.7	78t	81
2. Mark Duper	1982-92	511	8,869	17.4	85t	59
3. Nat Moore	1974-86	510	7,546	14.8	79t	74
4. O.J. McDuffie	1993-01	415	5,074	12.2	61t	29
5. Chris Chambers	2001-07	405	5,688	14.0	77t	43



## ALL-TIME LEADERS

RECEPTIONS						
	PLAYER	YEARS	NO.	YDS.	AVG.	LG TD
6.	Jarvis Landry	2014-17	400	4,038	10.1	71 22
7.	Tony Nathan	1979-87	383	3,592	9.4	73 16
8.	DeVante Parker	2015-21	338	4,727	14.0	56t 24
9.	Davone Bess	2008-12	321	3,447	10.7	41 12
10.	<b>Tyreek Hill</b>	<b>2022-24</b>	<b>319</b>	<b>4,468</b>	<b>14.0</b>	<b>80t 26</b>
11.	<b>Jaylen Waddle</b>	<b>2021-24</b>	<b>309</b>	<b>4,129</b>	<b>13.4</b>	<b>84t 20</b>
12.	Brian Hartline	2009-14	298	4,243	14.2	80t 12
13.	Randy McMichael	2002-06	283	3,096	10.9	46 18
14.	Duriel Harris	1976-83, 1985	269	4,534	16.9	64t 18
15.	Bruce Hardy	1978-89	256	2,455	9.6	31 25
16.	Mike Gesicki	2018-22	231	2,617	11.3	70 18
17.	Jim Jensen	1981-92	229	2,171	9.5	31 19
18.	Oronde Gadsden	1988-03	227	3,252	14.3	62 22
19.	Jim Kiick	1968-74	221	2,210	10.0	53t 3
20.	Howard Twilley	1966-76	212	3,064	14.5	44 23
21.	Tony Martin	1989-93, 1999-00	202	3,152	15.6	80t 14
22.	Irving Fryar	1993-95	199	3,190	16.0	67t 20
23.	Ricky Williams	2002-03, 2005, 2007-10	197	1,431	7.3	59 6
24.	Marty Booker	2004-07	194	2,627	13.5	60t 11
25.	Anthony Fasano	2008-12, 2017	189	2,211	11.7	35t 24
26.	Ronnie Brown	2005-10	184	1,491	8.1	43 2
27.	Brandon Marshall	2010-11	167	2,228	13.3	65t 9
28.	Keith Byars	1993-96	166	1,433	8.6	34 10
29.	Kenny Stills	2015-18	164	2,566	15.6	75t 24
30.	Charles Clay	2011-14	161	1,809	11.2	67 14
31.	Troy Stradford	1987-90	159	1,373	8.6	36 2
32.	Paul Warfield	1970-74	156	3,355	21.5	86t 33
33.	Terry Kirby	1993-95	155	1,646	10.6	47 6
34.	Keith Jackson	1992-94	146	1,880	12.9	57t 18
35.	Bernie Parmalee	1992-98	144	1,306	9.1	35 3
36.	Mike Wallace	2013-14	140	1,792	12.8	57 15
	Tony Paige	1990-92	140	1,115	8.0	30 6
38.	Karl Noonan	1966-71	136	1,798	13.2	51t 17
39.	<b>Durham Smythe</b>	<b>2018-24</b>	<b>132</b>	<b>1,228</b>	<b>9.3</b>	<b>26 3</b>
40.	Ted Ginn, Jr.	2007-09	128	1,664	13.0	64 5
41.	Troy Drayton	1996-99	127	1,511	11.9	51 8
42.	Lorenzo Hampton	1985-89	123	954	7.8	39t 6
43.	Jim Mandich	1970-77	121	1,406	11.6	44 23
44.	Ferrell Edmunds	1988-92	117	1,612	13.8	80t 10
	Lamar Miller	2012-15	117	887	7.6	54t 3
46.	Kenyan Drake	2016-19	116	936	8.1	52t 6
47.	Greg Camarillo	2007-09	113	1,325	11.7	64t 4
48.	Joe Rose	1980-85	112	1,493	13.3	50 13
49.	Rob Konrad	1999-04	111	854	7.7	25 6
50.	Norm Bulaich	1975-79	109	752	6.9	59t 6
51.	James McKnight	2001-03	107	1,497	14.0	80t 7
	Rishard Matthews	2012-15	107	1,396	13.0	53t 8
53.	<b>De'Von Achane</b>	<b>2023-24</b>	<b>105</b>	<b>789</b>	<b>7.5</b>	<b>39 9</b>
54.	Myles Gaskin	2019-22	101	701	6.9	59t 6
55.	Fred Banks	1987-93	99	1,555	15.7	61 8
56.	Stanley Pritchett	1996-99	98	798	8.1	74t 6
57.	Wes Welker	2004-06	96	1,121	11.7	47 1
58.	Dan Johnson	1983-87	94	1,012	10.8	61t 16
	Albert Wilson	2018-19, 21	94	955	10.2	75t 5
60.	Jimmy Cefalo	1978-84	93	1,739	18.7	69t 13
	Ron Davenport	1985-89	93	801	8.6	29 4
62.	Larry Csonka	1968-74, 1979	91	688	7.6	65 4
	Jakeem Grant Sr.	2016-21	91	1,001	11.0	65t 5
64.	Mark Ingram	1993-94	88	1,213	13.8	77t 12
	Jack Clancy	1967-69	88	1,157	13.1	50 3
	<b>Jonnu Smith</b>	<b>2024</b>	<b>88</b>	<b>884</b>	<b>10.0</b>	<b>57t 8</b>
67.	Damien Williams	2014-17	85	733	8.6	58 6
68.	Lamar Thomas	1996-00	81	1,171	14.5	56t 8
69.	Reggie Bush	2011-12	78	588	7.5	34 3
70.	Karim Abdul-Jabbar	1996-99	77	527	6.8	36t 1



## ALL-TIME LEADERS

### RECEPTIONS

	PLAYER	YEARS	NO.	YDS.	AVG.	LG	TD
71.	<b>Raheem Mostert</b>	<b>2015, 2022-24</b>	<b>75</b>	<b>538</b>	<b>7.2</b>	<b>25</b>	<b>5</b>
72.	Dion Sims	2013-16	74	699	9.4	38	8
	Gary Davis	1976-79	74	592	8.0	34	1
74.	Larry Seiple	1967-77	73	934	12.8	41t	7
	Doug Moreau	1966-69	73	926	12.7	43	6
76.	Delvin Williams	1978-80	70	574	8.2	42	1
77.	Andre Tillman	1975-78	66	757	11.5	37t	6
78.	David Martin	2007-08	65	753	11.6	61t	5
79.	Isaiah Ford	2018-21	63	681	10.8	52	2
80.	Freddie Solomon	1975-77	61	973	16.0	58t	5
	Lamar Smith	2000-01	61	435	7.1	65t	4
82.	Brandon Gibson	2013-14	59	621	10.5	46	4
	Danny Amendola	2018	59	575	9.7	39	1
	Tom Vigorito	1981-85	59	439	7.4	31t	2
85.	James Pruitt	1986-88, 1990-91	58	942	16.2	37	8
86.	Marlin Briscoe	1972-74	57	858	15.1	53	7
87.	Preston Williams	2019-21	56	787	14.1	47	7
88.	Daniel Thomas	2011-14	55	412	7.5	32	3
89.	Jerris McPhail	1996-97	54	544	10.1	52	1
	Bobby Humphrey	1992	54	507	9.4	26	1
91.	Fred Barnett	1996-97	53	728	13.7	66	4
	Derek Hagan	2006-08	53	645	12.2	24	3
93.	Sammy Morris	2004-06	51	340	6.7	44	0
	Travis Minor	2001-06	50	353	7.1	29	1
95.	Derrius Thompson	2003-04	49	718	14.7	36	4
	Marv Fleming	1970-74	48	523	10.9	36	4
	Jay Ajayi	2015-17	48	308	6.4	20	0
98.	Mercury Morris	1969-75	46	491	10.7	50	1
99.	Justin Peelle	2006-07	45	344	7.6	35	3
100.	Eric Green	1995	43	499	11.6	31t	3
	Jordan Cameron	2015-16	43	446	10.4	29	4
102.	Stan Mitchell	1966-70	42	533	12.7	48	5
103.	Julius Thomas	2017	41	388	9.5	27	3
104.	Joe Auer	1966-67	40	481	12.0	68t	6
	Dedric Ward	2001-02	40	381	9.5	22	0
	Salvon Ahmed	2020-23	40	274	6.9	20	1
107.	<b>Alec Ingold</b>	<b>2022-24</b>	<b>39</b>	<b>320</b>	<b>8.2</b>	<b>25</b>	<b>1</b>
	Ed Perry	1997-04	39	308	7.9	46	2
	Woody Bennett	1980-89	39	295	7.6	27	3
110.	Gary Clark	1995	37	525	14.2	42t	2
	Mark Higgs	1990-94	37	294	7.9	21	0
112.	Charles Jordan	1996-98	36	640	17.8	44t	3
	Patrick Laird	2019-21	36	289	8.0	21	0
114.	Leslie Shepherd	2000	35	446	12.7	46t	4
115.	Jed Weaver	2000-02	34	469	13.8	41	5
	Cedrick Wilson Jr.	2022-23	34	432	12.7	31t	3
117.	Randal Hill	1991, 1995-96	33	669	20.3	61	4
118.	Allen Hurns	2019	32	416	13.0	27	2
	Patrick Cobbs	2006-10	32	409	12.8	80t	4
	Sammie Smith	1989-91	32	310	9.7	53t	1
	Aaron Craver	1991-94	32	304	9.5	28	0
	Leroy Harris	1977-78	32	240	7.5	57	0
	James Saxon	1992-94	32	192	6.0	25	0
124.	Nick Giaquinto	1980-81	31	230	7.4	25	2
125.	Trent Sherfield	2022	30	417	13.9	75t	2
	Mack Hollins	2019-21	30	399	13.3	65t	5
	Greg Baty	1990-94	30	377	12.6	32	4
128.	<b>Jeff Wilson Jr.</b>	<b>2022-24</b>	<b>29</b>	<b>198</b>	<b>6.8</b>	<b>14</b>	<b>1</b>
	J.J. Johnson	1999-01	29	182	6.3	17	0
	Lousaka Polite	2008-10	29	136	4.7	14	0
131.	Lorenzo Booker	2007	28	237	8.5	22	0
	Lynn Bowden Jr.	2020	28	211	7.5	22	0
133.	Andre Brown	1989-90	27	459	17.0	48t	5
	Dave Kocourek	1966	27	320	11.9	43	2
	<b>Braxton Berrios</b>	<b>2023-24</b>	<b>27</b>	<b>238</b>	<b>8.8</b>	<b>22</b>	<b>1</b>



## ALL-TIME LEADERS

RECEPTIONS						
	PLAYER	YEARS	NO.	YDS.	AVG.	LG TD
	Jesse Chatman	2005, 2007	27	161	6.0	22 0
137.	Bo Roberson	1966	26	519	20.0	80t 2
	<b>Malik Washington</b>	<b>2024</b>	<b>26</b>	<b>223</b>	<b>8.6</b>	<b>20 0</b>
	Lex Hilliard	2009-11	26	210	8.1	18 2
140.	Frank Jackson	1966-67	25	439	17.6	48 3
	Don Nottingham	1973-77	25	213	8.5	29 0
	<b>River Cracraft</b>	<b>2022-24</b>	<b>25</b>	<b>289</b>	<b>11.6</b>	<b>24 3</b>
	Ronnie Lee	1979-82, 1984-89	25	167	6.7	41 3
144.	Adam Shaheen	2020-21	24	260	10.8	43 3
	Irving Spikes	1994-97	24	185	7.7	24 2
146.	Kalen Ballage	2018-19	23	119	5.2	31 0
147.	Gene Milton	1968-69	21	322	15.3	49 1
	Mike Williams	1992-95	21	292	13.9	29 0
	Scott Miller	1991-96	21	274	13.0	27 1
	Joey Haynos	2008-09	21	184	8.8	21 3
151.	Bryan Gilmore	2004-05	20	311	15.6	44t 2
	Donald Lee	2003-04	20	220	11.0	25 2
153.	Scott Schwedes	1987-90	19	370	19.5	65t 2
	Brett Perriman	1997	19	309	16.3	26 1
	Greg Jennings	2015	19	208	10.9	31 1
156.	Otto Stowe	1971-72	18	344	19.1	49 3
	Marlon Moore	2010-13	18	300	16.7	57t 2
	Yatil Green	1997-99	18	234	13.0	27 0
	<b>Julian Hill</b>	<b>2023-24</b>	<b>18</b>	<b>148</b>	<b>8.2</b>	<b>18 0</b>
	Autry Denson	1999-00	18	133	7.4	28 0
	Robert Edwards	2002	18	126	7.0	14 1
	Hunter Goodwin	1999-01	18	118	6.6	14 1
	Eddie Hill	1981-84	18	106	5.9	16 1
164.	Benny Malone	1974-78	17	234	13.8	43 0
165.	Thurman Thomas	2000	16	117	7.3	15 1
	Abner Haynes	1967	16	100	6.3	22 0
167.	MarQueis Gray	2016-17	15	184	12.3	53 0
	Mark Walton	2019	15	89	5.9	18 0
169.	Tom Brown	1987-89	14	123	8.8	23 0
170.	Billy Joe	1966	13	116	8.9	67 1
	Cookie Gilchrist	1966	13	110	8.5	22 1
	Lamar Gordon	2004	13	74	5.7	25 0
	Terry Robiskie	1980-81	13	60	4.6	15 0
174.	Leonte Carroo	2016-18	12	192	16.0	74t 2
	Frank Gore	2018	12	124	10.3	24 1
	Nick O'Leary	2018-19	12	123	10.3	19 1
	John Tagliaferri	1987	12	117	9.8	27 0
	Marc Logan	1989-91	12	88	7.3	12 0
	Obafemi Ayanbadejo	2003	12	53	4.4	12 0
180.	Jack Harper	1967-68	11	212	19.3	40 3
	John Roderick	1966-67	11	156	14.2	64 1
	Jim Cox	1968	11	147	13.4	30 0
	Jovorskie Lane	2012	11	79	7.2	24 1
	Joe Carter	1984-86	11	66	6.0	15 0
185.	Preston Carpenter	1966	10	127	12.7	42 0
	Chase Edmonds	2022	10	96	9.6	15 1
	Steve Howell	1979-81	10	70	7.0	13 0
	Sam Price	1966-68	10	70	7.0	27 1
	John Avery	1998-99	10	67	6.7	19t 1
190.	Nate Jacquet	1998-99	9	140	15.6	29 0
	Marcus Thigpen	2012-13	9	112	12.4	50 1
	Matt Breida	2020	9	96	10.7	31 0
	Leland Douglas	1987	9	92	10.2	17 1
	Malcolm Perry	2020	9	92	10.2	25t 1
	Odell Beckham Jr.	2024	9	55	6.1	11 0
196.	Jeff Ogden	2000-01	8	97	12.1	18 1
	Cris Carter	2002	8	66	8.3	15 1
	Lawrence Sampleton	1987	8	64	8.0	19 0
	David Overstreet	1983	8	55	6.9	20 2
	Lorenzo Diamond	2005	8	54	6.8	18 0



## ALL-TIME LEADERS

RECEPTIONS						
	PLAYER	YEARS	NO.	YDS.	AVG.	LG TD
202.	Rick Casares	1966	8	45	5.6	20 1
	Bert Emanuel	2000	7	132	18.9	53t 1
	Eddie Chavis	1987	7	108	15.4	27 0
	Loaird McCreary	1976-78	7	88	12.6	30 3
	Brian Manning	1997	7	85	12.1	21 0
210.	Bill Cronin	1966	7	83	11.9	21 1
	Michael Egnew	2012-13	7	69	9.9	14 0
	Willie Richardson	1970	7	67	9.6	27 1
	Dominique Jones	2016	7	61	8.7	24 1
	Vince Heflin	1982-85	6	98	16.3	46t 1
	Arian Foster	2016	6	78	13.0	50 0
	Jonas Gray	2015	6	72	12.0	25 0
	Armon Binns	2012-13	6	67	11.2	21 0
	Roberto Wallace	2010-11	6	62	10.3	19 0
	Brice Butler	2018	6	60	10.0	23t 1
	Stan Winfrey	1975-77	6	55	9.2	16 1
	David Lewis	1987	6	53	8.8	22 1
	Hubert Ginn	1970-75	6	47	7.8	23 0
	Cecil Collins	1999	6	32	5.3	12 0
	Mark Konecny	1987	6	26	4.3	10 0
222.	Andra Franklin	1981-84	6	15	2.5	6 1
	Robbie Chosen	2023-24	5	131	26.2	68t 1
	Damon Reilly	1987	5	70	14.0	20 0
	A.J. Derby	2017-18	5	68	13.6	19t 1
	Ronnie Williams	1993-95	5	54	10.8	17 0
	Jake Stoneburner	2015	5	47	9.4	13 2
	Mel Baker	1974	4	121	30.3	46t 2
	Elmer Bailey	1980-81	4	105	26.3	39 0
	David Boston	2004-05	4	80	20.0	54 0
	Jabar Gaffney	2012	4	68	17.0	30 0
227.	Clive Walford	2019	4	57	14.3	19 0
	Brett Carolan	1996	4	48	12.0	21 1
	Jim Braxton	1978	4	47	11.8	19 0
	Samkon Gado	2007	4	47	11.8	35 0
	Duke Johnson	2021	4	41	10.3	20 0
	Tom Boutwell	1969	4	29	7.3	12 0
	DeAndre Washington	2020	4	28	7.0	10 0
	Chase Claypool	2023	4	26	6.5	15 0
	William Fuller V	2021	4	26	6.5	10 0
	Garrett Limbrick	1990	4	23	5.8	9 0
	Heath Evans	2005	4	17	4.3	5 0
	Jamar Martin	2004	4	15	3.8	7 0
	Charles Leigh	1971-74	4	9	2.3	7 0
	Robert Clark	1992	3	59	19.7	45 0
	<b>Dee Eskridge</b>	<b>2024</b>	<b>3</b>	<b>44</b>	<b>14.7</b>	<b>30 0</b>
244.	Gene Mingo	1966-67	3	40	13.3	9 0
	Bill Darnall	1968-69	3	38	12.7	13 0
	Orleans Darkwa	2014	3	31	10.3	17 0
	Kory Sperry	2009	3	31	10.3	13 1
	Brandon London	2008	3	30	10.0	14 0
	Roosevelt Potts	1997	3	27	9.0	13 0
	De'Veon Smith	2017	3	27	9.0	13 0
	Ernest Wilford	2008	3	25	8.3	15 0
	Darian Barnes	2005-06	3	22	7.3	13 0
	Gator Hoskins	2014	3	21	7.0	14 0
	<b>Tanner Conner</b>	<b>2022-24</b>	<b>3</b>	<b>16</b>	<b>5.3</b>	<b>11 0</b>
	Brandon Bolden	2018	3	13	4.3	9 1
	Anthony Armstrong	2012	3	12	4.0	7 0
	Leonard Henry	2002-04	3	12	4.0	7 0
	Malcolm Brown	2021	3	10	3.3	7 0
264.	Robert Wilson	1994-96	3	8	2.7	3t 1
	Ryan Tannehill	2012-18	3	8	2.7	9 1
	<b>Jaylen Wright</b>	<b>2024</b>	<b>3</b>	<b>8</b>	<b>2.7</b>	<b>6 0</b>
	Kendall Newson	2003-05	2	55	27.5	37 0
	Ron Sellers	1973	2	54	27.0	42 0



## ALL-TIME LEADERS

RECEPTIONS						
PLAYER	YEARS	NO.	YDS.	AVG.	LG	TD
Mike Caterbone	1987	2	46	23.0	30	0
Mickey Shuler	2010	2	44	22.0	28	0
Desmond Clark	2002	2	42	21.0	26	0
Jim Mertens	1969	2	26	13.0	15	0
Jimmy Hines	1969	2	23	11.5	22	0
Rich Diana	1982	2	21	10.5	13	0
David Woodley	1980-83	2	21	10.5	15t	1
Antonio Callaway	2020	2	20	10.0	13	0
Cleveland Gary	1994	2	19	9.5	11	0
Clyde Gates	2011	2	19	9.5	11	0
Kevin McKenzie	1999	2	18	9.0	13	0
Charles Henry	1991	2	17	8.5	9	0
Braylon Sanders	2022	2	17	8.5	13	0
Cethan Carter	2021-22	2	16	8.0	8	0
Brian Kinchen	1988-90	2	15	7.5	12	0
Deon Dyer	2000-02	2	14	7.0	13	0
Cliff Russell	2005-06	2	14	7.0	9	0
Willie Smith	1987	2	13	6.5	8	1
<b>Grant DuBose</b>	<b>2024</b>	<b>2</b>	<b>11</b>	<b>5.5</b>	<b>13</b>	<b>0</b>
Chandler Cox	2019-20	2	9	4.5	6	0
Ronald Scott	1987	2	7	3.5	5	0
Reagan Mauia	2007	2	5	2.5	5	0
Casey Cramer	2008	2	3	1.5	2t	1
Christian Wilkins	2019-23	2	2	2.0	1t	2
Bob Torrey	1979	2	3	1.5	8	0
Barry Pryor	1969-70	2	-3	-1.5	0	0
Steve Slaton	2011	2	-3	-1.5	-1	0
293. Bo Rather	1973, 1978	1	39	39.0	39	0
Wes Matthews	1966	1	20	20.0	20	0
Tom Beier	1967, 1969	1	19	19.0	19	0
Legedu Naanee	2012	1	19	19.0	19	0
Robert Baker	1999-02	1	17	17.0	17	0
Damian Williams	2014	1	14	14.0	14	0
Kirk Merritt	2021	1	13	13.0	13	0
Mike Holmes	1976	1	11	11.0	11	0
Ricky Isom	1987	1	11	11.0	11	0
Keith Sims	1990-97	1	9	9.0	9	0
Dick Anderson	1968-77	1	8	8.0	8	0
Ronald Bellamy	2004	1	8	8.0	8	0
Nuu Faaola	1989	1	8	8.0	8	0
Vick King	2004	1	8	8.0	8	0
Jeron Mastrud	2011-12	1	8	8.0	8	0
Knowshon Moreno	2014	1	8	8.0	8	0
Hunter Long	2021-22	1	8	8.0	8	0
Phillip Lindsay	2021	1	8	8.0	8	0
Vern Den Herder	1971-82	1	7	7.0	7t	1
Aaron Halterman	2007	1	7	7.0	7	0
Tommylee Lewis	2021	1	7	7.0	7	0
Kevin Curtis	2010	1	6	6.0	6	0
Lawrence Phillips	1997	1	6	6.0	6	0
Isaiah Pead	2016	1	6	6.0	6	0
George Farmer	1987	1	5	5.0	5	0
George Chesser	1966-67	1	4	4.0	4	0
Dewayne Dotson	1994-95, 1997	1	4	4.0	4	0
Doug Easlick	2004	1	4	4.0	4	0
<b>Erik Ezukanma</b>	<b>2022-24</b>	<b>1</b>	<b>3</b>	<b>3.0</b>	<b>3</b>	<b>0</b>
Senorise Perry	2017-18	1	3	3.0	3	0
Alex Holmes	2005	1	2	2.0	2	0
Frank Wainright	1995-98	1	2	2.0	2t	1
Will Heller	2005	1	1	1.0	1t	1
Ron Moore	1998	1	1	1.0	1	0
<b>Jason Sanders</b>	<b>2018-24</b>	<b>1</b>	<b>1</b>	<b>1.0</b>	<b>1t</b>	<b>1</b>
Michael Deiter	2019-22	1	0	0.0	0	0
Ryan Fitzpatrick	2019-20	1	0	0.0	0	0
Damon Huard	1997-00	1	0	0.0	0	0
Jordan Howard	2020	1	-3	-3.0	-3	0



## ALL-TIME LEADERS

### RECEPTIONS

	PLAYER	YEARS	NO.	YDS.	AVG.	LG	TD
	Dan Marino	1983-99	1	-6	-6.0	-6	0
333.	Lee Suggs	2006	0	13	—	13	0
	Rex Hadnot	2004-07	0	-2	—	-2	0
	Samson Satele	2007-08, 2014	0	-3	—	-3	0

### RECEIVING YARDS

	PLAYER	YEARS	NO.	YDS.	AVG.	LG	TD
1.	Mark Duper	1982-92	511	8,869	17.4	85t	59
2.	Mark Clayton	1983-92	550	8,643	15.7	78t	81
3.	Nat Moore	1974-86	510	7,546	14.8	79t	74
4.	Chris Chambers	2001-07	405	5,688	14.0	77t	43
5.	O.J. McDuffie	1993-01	415	5,074	12.2	61t	29
6.	DeVante Parker	2015-21	338	4,727	14.0	56t	24
7.	Duriel Harris	1976-83, 1985	269	4,534	16.9	64t	18
8.	<b>Tyreek Hill</b>	<b>2022-24</b>	<b>319</b>	<b>4,468</b>	<b>14.0</b>	<b>80t</b>	<b>26</b>
9.	Brian Hartline	2009-14	298	4,243	14.2	80t	12
10.	<b>Jaylen Waddle</b>	<b>2021-24</b>	<b>309</b>	<b>4,129</b>	<b>13.4</b>	<b>84t</b>	<b>20</b>
11.	Jarvis Landry	2014-17	400	4,038	10.1	71	22
12.	Tony Nathan	1979-87	383	3,592	9.4	73	16
13.	Davone Bess	2008-12	321	3,447	10.7	41	12
14.	Paul Warfield	1970-74	156	3,355	21.5	86t	33
15.	Oronde Gadsden	1998-03	227	3,252	14.3	62	22
16.	Irving Fryar	1993-95	199	3,190	16.0	67t	20
17.	Tony Martin	1989-93, 1999-00	202	3,152	15.6	80t	14
18.	Randy McMichael	2002-06	283	3,096	10.9	46	18
19.	Howard Twilley	1966-76	212	3,064	14.5	44	23
20.	Marty Booker	2004-07	194	2,627	13.5	60t	11
21.	Mike Gesicki	2018-22	231	2,617	11.3	70	18
22.	Kenny Stills	2015-18	164	2,566	15.6	75t	24
23.	Bruce Hardy	1978-89	256	2,455	9.6	31	25
24.	Brandon Marshall	2010-11	167	2,228	13.3	65t	9
25.	Anthony Fasano	2008-12, 2017	189	2,211	11.7	35t	24
26.	Jim Kiick	1968-74	221	2,210	10.0	53t	3
27.	Jim Jensen	1981-92	229	2,171	9.5	31	19
28.	Keith Jackson	1992-94	146	1,880	12.9	57t	18
29.	Charles Clay	2011-14	161	1,809	11.2	67	14
30.	Karl Noonan	1966-71	136	1,798	13.2	51t	17
31.	Mike Wallace	2013-14	140	1,792	12.8	57	15
32.	Jimmy Cefalo	1978-84	93	1,739	18.7	69t	13
33.	Ted Ginn, Jr.	2007-09	128	1,664	13.0	64	5
34.	Terry Kirby	1993-95	155	1,646	10.6	47	6
35.	Ferrell Edmunds	1988-92	117	1,612	13.8	80t	10
36.	Fred Banks	1987-93	99	1,555	15.7	61	8
37.	Troy Drayton	1996-99	127	1,511	11.9	51	8
38.	James McKnight	2001-03	107	1,497	14.0	80t	7
39.	Joe Rose	1980-85	112	1,493	13.3	50	13
40.	Ronnie Brown	2005-10	184	1,491	8.1	43	2
41.	Keith Byars	1993-96	166	1,433	8.6	34	10
42.	Ricky Williams	2002-03, 2005, 2007-10	197	1,431	7.3	59	6
43.	Jim Mandich	1970-77	121	1,406	11.6	44	23
44.	Rishard Matthews	2012-15	107	1,396	13.0	53t	8
45.	Troy Stradford	1987-90	159	1,373	8.6	36	2
46.	Greg Camarillo	2007-09	113	1,325	11.7	64t	4
47.	Bernie Parmalee	1992-98	144	1,306	9.1	35	3
48.	<b>Durham Smythe</b>	<b>2018-24</b>	<b>132</b>	<b>1,228</b>	<b>9.3</b>	<b>26</b>	<b>3</b>
49.	Mark Ingram	1993-94	88	1,213	13.8	77t	12
50.	Lamar Thomas	1996-00	81	1,171	14.5	56t	8
51.	Jack Clancy	1967-69	88	1,157	13.1	50	3
52.	Wes Welker	2004-06	96	1,121	11.7	47	1
53.	Tony Paige	1990-92	140	1,115	8.0	30	6
54.	Dan Johnson	1983-87	94	1,012	10.8	61t	16
55.	Jakeem Grant Sr.	2016-21	91	1,001	11.0	65t	5
56.	Freddie Solomon	1975-77	61	973	16.0	58t	5
57.	Albert Wilson	2018-19, 21	94	955	10.2	75t	5



## ALL-TIME LEADERS

RECEIVING YARDS						
	PLAYER	YEARS	NO.	YDS.	AVG.	LG TD
58.	Lorenzo Hampton	1985-89	123	954	7.8	39t 6
59.	James Pruitt	1986-88, 1990-91	58	942	16.2	37 8
60.	Kenyan Drake	2016-19	116	936	8.1	52t 6
61.	Larry Seiple	1967-77	73	934	12.8	41t 7
62.	Doug Moreau	1966-69	73	926	12.7	43 6
63.	Lamar Miller	2012-15	117	887	7.6	54t 3
64.	<b>Jonnu Smith</b>	<b>2024</b>	<b>88</b>	<b>884</b>	<b>10.0</b>	<b>57t 8</b>
65.	Marlin Briscoe	1972-74	57	858	15.1	53 7
66.	Rob Konrad	1999-04	111	854	7.7	25 6
67.	Ron Davenport	1985-89	93	801	8.6	29 4
68.	Stanley Pritchett	1996-99	98	798	8.1	74t 6
69.	<b>De'Von Achane</b>	<b>2023-24</b>	<b>105</b>	<b>789</b>	<b>7.5</b>	<b>39 9</b>
70.	Preston Williams	2019-21	56	787	14.1	47 7
71.	Andre Tillman	1975-78	66	757	11.5	37t 6
72.	David Martin	2007-08	65	753	11.6	61t 5
73.	Norm Bulaich	1975-79	109	752	6.9	59t 6
74.	Damien Williams	2014-17	85	733	8.6	58 6
75.	Fred Barnett	1996-97	53	728	13.7	66 4
76.	Derrius Thompson	2003-04	49	718	14.7	36 4
77.	Myles Gaskin	2019-22	101	701	6.9	59t 6
78.	Dion Sims	2013-16	74	699	9.4	38 8
79.	Larry Csonka	1968-74, 1979	91	688	7.6	65 4
80.	Isaiah Ford	2018-21	63	681	10.8	52 2
81.	Randal Hill	1991, 1995-96	33	669	20.3	61 4
82.	Derek Hagan	2006-08	53	645	12.2	24 3
83.	Charles Jordan	1996-98	36	640	17.8	44t 3
84.	Brandon Gibson	2013-14	59	621	10.5	46 4
85.	Gary Davis	1976-79	74	592	8.0	34 1
86.	Reggie Bush	2011-12	78	588	7.5	34 3
87.	Danny Amendola	2018	59	575	9.7	39 1
88.	Delvin Williams	1978-80	70	574	8.2	42 1
89.	Jerris McPhail	1996-97	54	544	10.1	52 1
90.	<b>Raheem Mostert</b>	<b>2015, 2022-24</b>	<b>75</b>	<b>538</b>	<b>7.2</b>	<b>25 5</b>
91.	Stan Mitchell	1966-70	42	533	12.7	48 5
92.	Karim Abdul-Jabbar	1996-99	77	527	6.8	36t 1
93.	Gary Clark	1995	37	525	14.2	42t 2
94.	Marv Fleming	1970-74	48	523	10.9	36 4
95.	Bo Roberson	1966	26	519	20.0	80t 2
96.	Bobby Humphrey	1992	54	507	9.4	26 1
97.	Eric Green	1995	43	499	11.6	31t 3
98.	Mercury Morris	1969-75	46	491	10.7	50 1
99.	Joe Auer	1966-67	40	481	12.0	68t 6
100.	Jed Weaver	2000-02	34	469	13.8	41 5
101.	Andre Brown	1989-90	27	459	17.0	48t 5
102.	Jordan Cameron	2015-16	43	446	10.4	29 4
	Leslie Shepherd	2000	35	446	12.7	46t 4
104.	Tom Vigorito	1981-85	59	439	7.4	31t 2
	Frank Jackson	1966-67	25	439	17.6	48 3
106.	Lamar Smith	2000-01	61	435	7.1	65t 4
107.	Cedrick Wilson Jr.	2022-23	41	432	12.7	31t 3
108.	Trent Sherfield	2022	30	417	13.9	75t 2
109.	Allen Hurns	2019	32	416	13.0	27 2
110.	Daniel Thomas	2011-14	55	412	7.5	32 3
111.	Patrick Cobbs	2006-10	32	409	12.8	80t 4
112.	Mack Hollins	2019-21	30	399	13.3	65t 5
113.	Julius Thomas	2017	41	388	9.5	27 3
114.	Dedric Ward	2001-02	40	381	9.5	22 0
115.	Greg Baty	1990-94	30	377	12.6	32 4
116.	Scott Schwedes	1987-90	19	370	19.5	65t 2
117.	Travis Minor	2001-06	50	353	7.1	29 1
118.	Justin Peelle	2006-07	45	344	7.6	35 3
	Otto Stowe	1971-72	18	344	19.1	49 3
120.	Sammy Morris	2004-06	51	340	6.7	44 0
121.	Gene Milton	1968-69	21	322	15.3	49 1
122.	<b>Alec Ingold</b>	<b>2022-24</b>	<b>39</b>	<b>320</b>	<b>8.2</b>	<b>25 1</b>



## ALL-TIME LEADERS

RECEIVING YARDS						
PLAYER	YEARS	NO.	YDS.	AVG.	LG	TD
Dave Kocourek	1966	27	320	11.9	43	2
124. Bryan Gilmore	2004-05	20	311	15.6	44t	2
125. Sammie Smith	1989-91	32	310	9.7	53t	1
126. Brett Perriman	1997	19	309	16.3	26	1
127. Jay Ajayi	2015-17	48	308	6.4	20	0
Ed Perry	1997-04	39	308	7.9	46	2
129. Aaron Craver	1991-94	32	304	9.5	28	0
130. Marlon Moore	2010-13	18	300	16.7	57t	2
131. Woody Bennett	1980-89	39	295	7.6	27	3
132. Mark Higgs	1990-94	37	294	7.9	21	0
133. Mike Williams	1992-95	21	292	13.9	29	0
134. Patrick Laird	2019-21	36	289	8.0	21	0
<b>River Cracraft</b>	<b>2022-24</b>	<b>25</b>	<b>289</b>	<b>11.6</b>	<b>24</b>	<b>3</b>
136. Salvon Ahmed	2020-23	40	274	6.9	20	1
Scott Miller	1991-96	21	274	13.0	27	1
138. Adam Shaheen	2020-21	24	260	10.8	43	3
139. Leroy Harris	1977-78	32	240	7.5	57	0
140. <b>Braxton Berrios</b>	<b>2023-24</b>	<b>27</b>	<b>238</b>	<b>8.8</b>	<b>22</b>	<b>1</b>
141. Lorenzo Booker	2007	28	237	8.5	22	0
142. Yatil Green	1997-99	18	234	13.0	27	0
Benny Malone	1974-78	17	234	13.8	43	0
144. Nick Giaquinto	1980-81	31	230	7.4	25	2
145. <b>Malik Washington</b>	<b>2024</b>	<b>26</b>	<b>223</b>	<b>8.6</b>	<b>20</b>	<b>0</b>
146. Donald Lee	2003-04	20	220	11.0	25	2
147. Don Nottingham	1973-77	25	213	8.5	29	0
148. Jack Harper	1967-68	11	212	19.3	40	3
149. Lynn Bowden Jr.	2020	28	211	7.5	22	0
150. Lex Hilliard	2009-11	26	210	8.1	18	2
151. Greg Jennings	2015	19	208	10.9	31	1
152. <b>Jeff Wilson Jr.</b>	<b>2022-24</b>	<b>29</b>	<b>198</b>	<b>6.8</b>	<b>14</b>	<b>1</b>
153. James Saxon	1992-94	32	192	6.0	25	0
Leonte Carroo	2016-18	12	192	16.0	74t	2
155. Irving Spikes	1994-97	24	185	7.7	24	2
156. Joey Haynos	2008-09	21	184	8.8	21	3
MarQueis Gray	2016-17	15	184	12.3	53	0
158. J.J. Johnson	1999-01	29	182	6.3	17	0
159. Ronnie Lee	1979-82, 1984-89	25	167	6.7	41	3
160. Jesse Chatman	2005, 2007	27	161	6.0	22	0
161. John Roderick	1966-67	11	156	14.2	64	1
162. <b>Julian Hill</b>	<b>2023-24</b>	<b>18</b>	<b>148</b>	<b>8.2</b>	<b>18</b>	<b>0</b>
163. Jim Cox	1968	11	147	13.4	30	0
164. Nate Jacquet	1998-99	9	140	15.6	29	0
165. Lousaka Polite	2008-10	29	136	4.7	14	0
166. Autry Denson	1999-00	18	133	7.4	28	0
167. Bert Emanuel	2000	7	132	18.9	53t	1
168. Robbie Chosen	2023-24	5	131	26.2	68t	1
169. Preston Carpenter	1966	10	127	12.7	42	0
170. Robert Edwards	2002	18	126	7.0	14	1
171. Frank Gore	2018	12	124	10.3	24	1
172. Tom Brown	1987-89	14	123	8.8	23	0
Nick O'Leary	2018-19	12	123	10.3	19	1
174. Mel Baker	1974	4	121	30.3	46t	2
175. Kalen Ballage	2018-19	23	119	5.2	31	0
176. Hunter Goodwin	1999-01	18	118	6.6	14	1
177. Thurman Thomas	2000	16	117	7.3	15	1
John Tagliaferri	1987	12	117	9.8	27	0
179. Billy Joe	1966	13	116	8.9	67	1
180. Marcus Thigpen	2012-13	9	112	12.4	50	1
181. Cookie Gilchrist	1966	13	110	8.5	22	1
182. Eddie Chavis	1987	7	108	15.4	27	0
183. Eddie Hill	1981-84	18	106	5.9	16	1
184. Elmer Bailey	1980-81	4	105	26.3	39	0
185. Abner Haynes	1967	16	100	6.3	22	0
186. Vince Heflin	1982-85	6	98	16.3	46t	1
187. Jeff Ogden	2000-01	8	97	12.1	18	1



## ALL-TIME LEADERS

RECEIVING YARDS						
	PLAYER	YEARS	NO.	YDS.	AVG.	LG TD
188.	Chase Edmonds	2022	10	96	9.6	15 1
	Matt Breida	2020	9	96	10.7	31 0
190.	Leland Douglas	1987	9	92	10.2	17 1
	Malcolm Perry	2020	9	92	10.2	25t 1
192.	Mark Walton	2019	15	89	5.9	18 0
193.	Marc Logan	1989-91	12	88	7.3	12 0
	Loaird McCreary	1976-78	7	88	12.6	30 3
195.	Brian Manning	1997	7	85	12.1	21 0
196.	Bill Cronin	1966	7	83	11.9	21 1
197.	David Boston	2004-05	4	80	20.0	54 0
198.	Jovorskie Lane	2012	11	79	7.2	24 1
199.	Arian Foster	2016	6	78	13.0	50 0
200.	Lamar Gordon	2004	13	74	5.7	25 0
201.	Jonas Gray	2015	6	72	12.0	25 0
202.	Steve Howell	1979-81	10	70	7.0	13 0
	Sam Price	1966-68	10	70	7.0	27 1
	Damon Reilly	1987	5	70	14.0	20 0
205.	Michael Egnew	2012-13	7	69	9.9	14 0
206.	A.J. Derby	2017-18	5	68	13.6	19t 1
	Jabar Gaffney	2012	4	68	17.0	30 0
208.	John Avery	1998-99	10	67	6.7	19t 1
	Willie Richardson	1970	7	67	9.6	27 1
	Armon Binns	2012-13	6	67	11.2	21 0
211.	Joe Carter	1984-86	11	66	6.0	15 0
	Cris Carter	2002	8	66	8.3	15 1
213.	Lawrence Sampleton	1987	8	64	8.0	19 0
214.	Roberto Wallace	2010-11	6	62	10.3	19 0
215.	Dominique Jones	2016	7	61	8.7	24 1
216.	Terry Robiskie	1980-81	13	60	4.6	15 0
	Brice Butler	2018	6	60	10.0	23t 1
218.	Robert Clark	1992	3	59	19.7	45 0
219.	Clive Walford	2019	4	57	14.3	19 0
220.	Odell Beckham Jr.	2024	9	55	6.1	11 0
	David Overstreet	1983	8	55	6.9	20 2
	Stan Winfrey	1975-77	6	55	9.2	16 1
	Kendall Newson	2003-05	2	55	27.5	37 0
224.	Lorenzo Diamond	2005	8	54	6.8	18 0
	Ronnie Williams	1993-95	5	54	10.8	17 0
	Ron Sellers	1973	2	54	27.0	42 0
227.	Obafemi Ayanbadejo	2003	12	53	4.4	12 0
	David Lewis	1987	6	53	8.8	22 1
229.	Brett Carolan	1996	4	48	12.0	21 1
230.	Hubert Ginn	1970-75	6	47	7.8	23 0
	Jake Stoneburner	2015	5	47	9.4	13 2
	Jim Braxton	1978	4	47	11.8	19 0
	Samkon Gado	2007	4	47	11.8	35 0
234.	Mike Caterbone	1987	2	46	23.0	30 0
235.	Rick Casares	1966	8	45	5.6	20 1
236.	<b>Dee Eskridge</b>	<b>2024</b>	<b>3</b>	<b>44</b>	<b>14.7</b>	<b>30 0</b>
	Mickey Shuler	2010	2	44	22.0	28 0
238.	Desmond Clark	2002	2	42	21.0	26 0
239.	Duke Johnson	2021	4	41	10.3	20 0
240.	Gene Mingo	1966-67	3	40	13.3	9 0
241.	Bo Rather	1973, 1978	1	39	39.0	39 0
242.	Bill Darnall	1968-69	3	38	12.7	13 0
243.	Cecil Collins	1999	6	32	5.3	12 0
244.	Orleans Darkwa	2014	3	31	10.3	17 0
	Kory Sperry	2009	3	31	10.3	13 1
246.	Brandon London	2008	3	30	10.0	14 0
247.	Tom Boutwell	1969	4	29	7.3	12 0
248.	DeAndre Washington	2020	4	28	7.0	10 0
249.	Roosevelt Potts	1997	3	27	9.0	13 0
	De'Veon Smith	2017	3	27	9.0	13 0
251.	Mark Konecny	1987	6	26	4.3	10 0
	Chase Claypool	2023	4	26	6.5	15 0



## ALL-TIME LEADERS

RECEIVING YARDS						
PLAYER	YEARS	NO.	YDS.	AVG.	LG	TD
William Fuller V	2021	4	26	6.5	10	0
Jim Mertens	1969	2	26	13.0	15	0
255. Ernest Wilford	2008	3	25	8.3	15	0
256. Garrett Limbrick	1990	4	23	5.8	9	0
Jimmy Hines	1969	2	23	11.5	22	0
258. Darian Barnes	2005-06	3	22	7.3	13	0
259. Gator Hoskins	2014	3	21	7.0	14	0
Rich Diana	1982	2	21	10.5	13	0
David Woodley	1980-83	2	21	10.5	15t	1
262. Antonio Callaway	2020	2	20	10.0	13	0
Wes Matthews	1966	1	20	20.0	20	0
264. Cleveland Gary	1994	2	19	9.5	11	0
Clyde Gates	2011	2	19	9.5	11	0
Tom Beier	1967, 1969	1	19	19.0	19	0
Legedu Naanee	2012	1	19	19.0	19	0
268. Kevin McKenzie	1999	2	18	9.0	13	0
269. Heath Evans	2005	4	17	4.3	5	0
Charles Henry	1991	2	17	8.5	9	0
Braylon Sanders	2022	2	17	8.5	13	0
Robert Baker	1999-02	1	17	17.0	17	0
273. <b>Tanner Conner</b>	<b>2022-24</b>	<b>3</b>	<b>16</b>	<b>5.3</b>	<b>11</b>	<b>0</b>
Cethan Carter	2021-22	2	16	8.0	8	0
275. Andra Franklin	1981-84	6	15	2.5	6	1
Jamar Martin	2004	4	15	3.8	7	0
Brian Kinchen	1988-90	2	15	7.5	12	0
278. Deon Dyer	2000-02	2	14	7.0	13	0
Cliff Russell	2005-06	2	14	7.0	9	0
Damian Williams	2014	1	14	14.0	14	0
281. Brandon Bolden	2018	3	13	4.3	9	1
Willie Smith	1987	2	13	6.5	8	1
Kirk Merritt	2021	1	13	13.0	13	0
Lee Suggs	2006	0	13	–	13	0
285. Anthony Armstrong	2012	3	12	4.0	7	0
Leonard Henry	2002-04	3	12	4.0	7	0
287. <b>Grant DuBose</b>	<b>2024</b>	<b>2</b>	<b>11</b>	<b>5.5</b>	<b>13</b>	<b>0</b>
Mike Holmes	1976	1	11	11.0	11	0
Ricky Isom	1987	1	11	11.0	11	0
290. Malcolm Brown	2021	3	10	3.3	7	0
291. Charles Leigh	1971-74	4	9	2.3	7	0
Chandler Cox	2019-20	2	9	4.5	6	0
Keith Sims	1990-97	1	9	9.0	9	0
294. Robert Wilson	1994-96	3	8	2.7	3t	1
Ryan Tannehill	2012-18	3	8	2.7	9	1
<b>Jaylen Wright</b>	<b>2024</b>	<b>3</b>	<b>8</b>	<b>2.7</b>	<b>6</b>	<b>0</b>
Dick Anderson	1968-77	1	8	8.0	8	0
Ronald Bellamy	2004	1	8	8.0	8	0
Nuu Faaola	1989	1	8	8.0	8	0
Vick King	2004	1	8	8.0	8	0
Jeron Mastrud	2011-12	1	8	8.0	8	0
Knowshon Moreno	2014	1	8	8.0	8	0
Hunter Long	2021-22	1	8	8.0	8	0
Phillip Lindsay	2021	1	8	8.0	8	0
305. Ronald Scott	1987	2	7	3.5	5	0
Vern Den Herder	1971-82	1	7	7.0	7t	1
Aaron Halterman	2007	1	7	7.0	7	0
Tommylee Lewis	2021	1	7	7.0	7	0
309. Kevin Curtis	2010	1	6	6.0	6	0
Lawrence Phillips	1997	1	6	6.0	6	0
Isaiah Pead	2016	1	6	6.0	6	0
312. Reagan Mauia	2007	2	5	2.5	5	0
George Farmer	1987	1	5	5.0	5	0
314. George Chesser	1966-67	1	4	4.0	4	0
Dewayne Dotson	1994-95, 1997	1	4	4.0	4	0
Doug Easlick	2004	1	4	4.0	4	0
317. Casey Cramer	2008	2	3	1.5	2t	1



## ALL-TIME LEADERS

### RECEIVING YARDS

	PLAYER	YEARS	NO.	YDS.	AVG.	LG	TD
	Bob Torrey	1979	2	3	1.5	8	0
	<b>Erik Ezukanma</b>	<b>2022-24</b>	<b>1</b>	<b>3</b>	<b>3.0</b>	<b>3</b>	<b>0</b>
	Senorise Perry	2017-18	1	3	3.0	3	0
321.	Christian Wilkins	2019-23	2	2	2.0	1t	2
	Alex Holmes	2005	1	2	2.0	2	0
	Frank Wainright	1995-98	1	2	2.0	2t	1
324.	Will Heller	2005	1	1	1.0	1t	1
	Ron Moore	1998	1	1	1.0	1	0
	<b>Jason Sanders</b>	<b>2018-24</b>	<b>1</b>	<b>1</b>	<b>1.0</b>	<b>1t</b>	<b>1</b>
327.	Michael Deiter	2019-22	1	0	0.0	0	0
	Ryan Fitzpatrick	2019-20	1	0	0.0	0	0
	Damon Huard	1997-00	1	0	0.0	0	0
330.	Rex Hadnot	2004-07	0	-2	-	-2	0
331.	Barry Pryor	1969-70	2	-3	-1.5	0	0
	Steve Slaton	2011	2	-3	-1.5	-1	0
	Jordan Howard	2020	1	-3	-3.0	-3	0
	Samson Satele	2007-08, 2014	0	-3	-	-3	0
335.	Dan Marino	1983-99	1	-6	-6.0	-6	0

### SCORING

	PLAYER	YEARS	TD	TDR	TDP	TDRT	FG	PAT	PTS.
1.	Olindo Mare	1997-06	0	0	0	0	245	313	1048
2.	Garo Yepremian	1970-78	0	0	0	0	165	335	830
3.	<b>Jason Sanders</b>	<b>2018-24</b>	<b>1</b>	<b>0</b>	<b>1</b>	<b>0</b>	<b>187</b>	<b>259</b>	<b>826</b>
4.	Pete Stoyanovich	1989-95	0	0	0	0	176	246	774
5.	Uwe von Schamann	1979-84	0	0	0	0	101	237	540
6.	Dan Carpenter	2008-12	0	0	0	0	127	154	535
7.	Mark Clayton	1983-92	82	0	81	1	0	0	492
8.	Nat Moore	1974-86	75	1	74	0	0	0	450
9.	Mark Duper	1982-92	59	0	59	0	0	0	354
10.	Larry Csonka	1968-74, 1979	57	53	4	0	0	0	342
11.	Ricky Williams	2002-03, 2005, 2007-10	54	48	6	0	0	0	326#
12.	Fuad Reveiz	1985-88	0	0	0	0	53	161	320
13.	Chris Chambers	2001-07	43	0	43	0	0	0	260#
14.	Caleb Sturgis	2013-14	0	0	0	0	55	74	239
15.	Ronnie Brown	2005-10	38	36	2	0	0	0	230#
16.	Karim Abdul-Jabbar	1996-99	34	33	1	0	0	0	204
17.	Mercury Morris	1969-75	33	29	1	3	0	0	198
	Tony Nathan	1979-87	33	16	16	1	0	0	198
	Paul Warfield	1970-74	33	0	33	0	0	0	198
	O.J. McDuffie	1993-01	32	0	29	3	0	0	194#
21.	Jim Kiick	1968-74	31	28	3	0	0	0	186
22.	Lorenzo Hampton	1985-89	28	22	6	0	0	0	168
	<b>Tyreek Hill</b>	<b>2022-24</b>	<b>28</b>	<b>1</b>	<b>26</b>	<b>1</b>	<b>0</b>	<b>0</b>	<b>168</b>
	<b>Raheem Mostert</b>	<b>2015, 2022-24</b>	<b>28</b>	<b>23</b>	<b>5</b>	<b>0</b>	<b>0</b>	<b>0</b>	<b>168</b>
25.	Andrew Franks	2015-16	0	0	0	0	29	74	161
26.	Bruce Hardy	1978-89	25	0	25	0	0	0	150
	Don Nottingham	1973-77	25	25	0	0	0	0	150
28.	Jarvis Landry	2014-17	24	1	22	1	0	0	148##
29.	Anthony Fasano	2008-12, 2017	24	0	24	0	0	0	146#
	Kenny Stills	2015-18	24	0	24	0	0	0	146#
	DeVante Parker	2015-21	24	0	24	0	0	0	144
	Lamar Smith	2000-01	24	20	4	0	0	0	144
33.	<b>De'Von Achane</b>	<b>2023-24</b>	<b>23</b>	<b>14</b>	<b>9</b>	<b>0</b>	<b>0</b>	<b>0</b>	<b>138</b>
	Norm Bulaich	1975-79	23	17	6	0	0	0	138
	Andra Franklin	1981-84	23	22	1	0	0	0	138
	Jim Mandich	1970-77	23	0	23	0	0	0	138
	Howard Twilley	1966-76	23	0	23	0	0	0	138
38.	Oronde Gadsden	1998-03	22	0	22	0	0	0	132
	Lamar Miller	2012-15	22	19	3	0	0	0	132
40.	<b>Jaylen Waddle</b>	<b>2021-24</b>	<b>21</b>	<b>1</b>	<b>20</b>	<b>0</b>	<b>0</b>	<b>0</b>	<b>130##</b>
41.	Irving Fryar	1993-95	20	0	20	0	0	0	124##
42.	Randy McMichael	2002-06	19	0	18	1	0	0	116#
	Jim Jensen	1981-92	19	0	19	0	0	0	114



## ALL-TIME LEADERS

SCORING									
	PLAYER	YEARS	TD	TDR	TDP	TDRT	FG	PAT	PTS.
44.	Mike Gesicki	2018-22	18	0	18	0	0	0	110#
	Keith Jackson	1992-94	18	0	18	0	0	0	110#
	Bernie Parmalee	1992-98	18	15	3	0	0	0	110#
47.	Duriel Harris	1976-83, 1985	18	0	18	0	0	0	108
	Ron Davenport	1985-89	17	13	4	0	0	0	102
	Karl Noonan	1966-71	17	0	17	0	0	0	102
50.	Kenyan Drake	2016-19	16	9	6	1	0	0	98#
51.	Keith Byars	1993-96	16	6	10	0	0	0	96
	Dan Johnson	1983-87	16	0	16	0	0	0	96
	Benny Malone	1974-78	16	16	0	0	0	0	96
	Sammie Smith	1989-91	16	15	1	0	0	0	96
55.	Terry Kirby	1993-95	15	9	6	0	0	0	92#
56.	Reggie Bush	2011-12	15	12	3	0	0	0	90
	Charles Clay	2011-14	15	1	14	0	0	0	90
	Mark Higgs	1990-94	15	14	0	1	0	0	90
	Mike Wallace	2013-14	15	0	15	0	0	0	90
60.	Jay Feely	2007	0	0	0	0	21	26	89
	Joe Nedney	1996-97	0	0	0	0	18	35	89
	Cody Parkey	2017	0	0	0	0	21	26	89
63.	Tony Martin	1989-93, 1999-2000	14	0	14	0	0	0	84
	Delvin Williams	1978-80	14	13	1	0	0	0	84
65.	Daniel Thomas	2011-14	13	10	3	0	0	0	80#
66.	Jimmy Cefalo	1978-84	13	0	13	0	0	0	78
	Joe Rose	1980-85	13	0	13	0	0	0	78
	Brian Hartline	2009-14	13	1	12	0	0	0	78
	Myles Gaskin	2019-22	13	7	6	0	0	0	78
70.	Joe Auer	1966-67	12	5	6	1	0	0	72
	Woody Bennett	1980-88	12	9	3	0	0	0	72
	Davone Bess	2008-12	12	0	12	0	0	0	72
	Mark Ingram	1993-94	12	0	12	0	0	0	72
	Troy Stradford	1987-90	12	10	2	0	0	0	72
75.	Marty Booker	2004-07	11	0	11	0	0	0	70##
76.	Karl Kremser	1969-70	0	0	0	0	13	28	67
77.	Jay Fiedler	2000-04	11	11	0	0	0	0	66
	Jakeem Grant Sr.	2016-21	11	1	5	5	0	0	66
79.	Gene Mingo	1966-67	0	0	0	0	11	32	65
80.	Ferrell Edmunds	1988-92	10	0	10	0	0	0	60
	Ted Ginn, Jr.	2007-09	10	2	5	3	0	0	60
	Travis Minor	2001-06	10	8	1	1	0	0	60
	Irving Spikes	1994-97	10	8	2	0	0	0	60
	David Woodley	1980-83	10	9	1	0	0	0	60
85.	Jason Taylor	1997-07, 2009, 2011	9	0	0	9	0	0	58**
86.	Jay Ajayi	2015-17	9	9	0	0	0	0	56#
87.	Pete Johnson	1984	9	9	0	0	0	0	54
	Dan Marino	1983-99	9	9	0	0	0	0	54
	Brandon Marshall	2010-11	9	0	9	0	0	0	54
	Stan Mitchell	1966-70	9	4	5	0	0	0	54
	Tony Paige	1990-92	9	3	6	0	0	0	54
	James Pruitt	1986-88, 1990-91	9	0	8	1	0	0	54
	Freddie Solomon	1975-77	9	1	5	3	0	0	54
	Damien Williams	2014-17	9	3	6	0	0	0	54
95.	Jimmy Keyes	1968-69	0	0	0	0	7	30	51
96.	Troy Drayton	1996-99	8	0	8	0	0	0	50#
	James McKnight	2001-03	8	1	7	0	0	0	50#
98.	Fred Banks	1987-93	8	0	8	0	0	0	48
	Gary Davis	1976-79	8	7	1	0	0	0	48
	Rishard Matthews	2012-15	8	0	8	0	0	0	48
	Sammy Morris	2004-06	8	8	0	0	0	0	48
	Stanley Pritchett	1996-99	8	2	6	0	0	0	48
	Dion Sims	2013-16	8	0	8	0	0	0	48
	Jonnu Smith	2024	8	0	8	0	0	0	48
	Lamar Thomas	1996-00	8	0	8	0	0	0	48
106.	Preston Williams	2019-20	7	0	7	0	0	0	46##
107.	Doug Moreau	1966-69	6	0	6	0	1	6	45



## ALL-TIME LEADERS

SCORING									
	PLAYER	YEARS	TD	TDR	TDP	TDRT	FG	PAT	PTS.
108.	Marlin Briscoe	1972-74	7	0	7	0	0	0	42
	Bob Griese	1967-80	7	7	0	0	0	0	42
	Rob Konrad	1999-04	7	1	6	0	0	0	42
	Larry Seiple	1966-67	7	0	7	0	0	0	42
	Ryan Tannehill	2012-18	7	6	1	0	0	0	42
113.	Booth Lusteg	1967	0	0	0	0	7	18	39
114.	Salvon Ahmed	2020-23	6	5	1	0	0	0	38#
	Ryan Fitzpatrick	2019-20	6	6	0	0	0	0	38#
116.	Patrick Cobbs	2006-10	6	2	4	0	0	0	36
	Leroy Harris	1977-78	6	6	0	0	0	0	36
	Reshad Jones	2010-19	6	0	0	6	0	0	36
	Andre Tillman	1975-78	6	0	6	0	0	0	36
	<b>Tua Tagovailoa</b>	<b>2020-24</b>	<b>6</b>	<b>6</b>	<b>0</b>	<b>0</b>	<b>0</b>	<b>0</b>	<b>36</b>
	Tommy Vigorito	1981-85	6	2	2	2	0	0	36
122.	Andre Brown	1989-90	5	0	5	0	0	0	30
	Lex Hilliard	2009-11	5	2	2	1	0	0	30
	Mack Hollins	2020-21	5	0	5	0	0	0	30
	J.J. Johnson	1999-01	5	5	0	0	0	0	30
	David Martin	2007-08	5	0	5	0	0	0	30
	Jed Weaver	2000-02	5	0	5	0	0	0	30
	Albert Wilson	2018-19, 21	5	0	5	0	0	0	30
129.	Dick Anderson	1968-77	4	0	0	4	0	0	24
	Kalen Ballage	2018-19	4	4	0	0	0	0	24
	Fred Barnett	1996-97	4	0	4	0	0	0	24
	Greg Baty	1991-94	4	0	4	0	0	0	24
	Terrell Buckley	1995-99, 2003	4	0	0	4	0	0	24
	Greg Camarillo	2007-09	4	0	4	0	0	0	24
	Jordan Cameron	2015-16	4	0	4	0	0	0	24
	Marv Fleming	1970-74	4	0	4	0	0	0	24
	Brandon Gibson	2013-14	4	0	4	0	0	0	24
	Jack Harper	1967-68	4	1	3	0	0	0	24
	Randal Hill	1991, 1995-96	4	0	4	0	0	0	24
	Jordan Howard	2020	4	4	0	0	0	0	24
	Xavien Howard	2016-23	4	0	0	4	0	0	24
	Cleo Lemon	2005-07	4	4	0	0	0	0	24
	Marc Logan	1989-91	4	2	0	2	0	0	24
	Leslie Shepherd	2000	4	0	4	0	0	0	24
	<b>Durham Smythe</b>	<b>2020-24</b>	<b>4</b>	<b>1</b>	<b>3</b>	<b>0</b>	<b>0</b>	<b>0</b>	<b>24</b>
	Zach Thomas	1996-07	4	0	0	4	0	0	24
	Derrius Thompson	2003-04	4	0	4	0	0	0	24
	<b>Jeff Wilson Jr.</b>	<b>2022-24</b>	<b>4</b>	<b>3</b>	<b>1</b>	<b>0</b>	<b>0</b>	<b>0</b>	<b>24</b>
149.	Willie Beecher	1987	0	0	0	0	3	12	21
150.	Eric Green	1995	3	0	3	0	0	0	20#
	Derek Hagan	2006-08	3	0	3	0	0	0	20#
	Jovorskie Lane	2012	3	2	1	0	0	0	20#
	Sam Madison	1997-05	3	0	0	3	0	0	20*
154.	John Avery	1998-99	3	2	1	0	0	0	18
	Brandon Bolden	2018	2	2	1	0	0	0	18
	Jack Clancy	1967-69	3	0	3	0	0	0	18
	<b>River Cracraft</b>	<b>2022-24</b>	<b>3</b>	<b>0</b>	<b>3</b>	<b>0</b>	<b>0</b>	<b>0</b>	<b>18</b>
	Chase Edmonds	2022	3	2	1	0	0	0	18
	Tony Franklin	1988	0	0	0	0	4	6	18
	Samkon Gado	2007	3	3	0	0	0	0	18
	Nick Giaquinto	1980-81	3	0	2	1	0	0	18
	Hubert Ginn	1970-75	3	3	0	0	0	0	18
	Shayne Graham	2011	0	0	0	0	4	6	18
	Joey Haynos	2008-09	3	0	3	0	0	0	18
	<b>Alec Ingold</b>	<b>2022-24</b>	<b>3</b>	<b>2</b>	<b>1</b>	<b>0</b>	<b>0</b>	<b>0</b>	<b>18</b>
	Frank Jackson	1966-67	3	0	3	0	0	0	18
	Duke Johnson	2021	3	3	0	0	0	0	18
	Charles Jordan	1996-98	3	0	3	0	0	0	18
	Mike Kozlowski	1979-86	3	0	0	3	0	0	18
	Ronnie Lee	1979-82, 1984-89	3	0	3	0	0	0	18
	Ray Lucas	2001-02	3	3	0	0	0	0	18



## ALL-TIME LEADERS

SCORING								
PLAYER	YEARS	TD	TDR	TDP	TDRT	FG	PAT	PTS.
Loaird McCreary	1976-78	3	0	3	0	0	0	18
Lloyd Mumphord	1969-74	3	0	0	3	0	0	18
David Overstreet	1983	3	1	2	0	0	0	18
Justin Peelle	2006-07	3	0	3	0	0	0	18
Scott Schwedes	1987-90	3	0	2	1	0	0	18
Ronald Scott	1987	3	3	0	0	0	0	18
Adam Shaheen	2020-21	3	0	3	0	0	0	18
Otto Stowe	1971-72	3	0	3	0	0	0	18
Marcus Thigpen	2012-13	3	0	1	2	0	0	18
Julius Thomas	2017	3	0	3	0	0	0	18
Andrew Van Ginkel	2019-23	3	0	0	3	0	0	18
Cedrick Wilson Jr.	2023	3	0	3	0	0	0	18
184. Matt Bryant	2004	0	0	0	0	3	7	16
Wes Welker	2004-06	2	0	1	1	1	1	16
186. Tim Foley	1970-80	2	0	0	2	0	0	14*
187. Jerome Baker	2018-23	2	0	0	2	0	0	12
Mel Baker	1974	2	0	2	0	0	0	12
Charlie Baumann	1991	0	0	0	0	2	6	12
Bob Baumhower	1977-86	2	0	0	2	0	0	12
Jim Braxton	1978	2	2	0	0	0	0	12
Leonte Carroo	2016-18	2	0	2	0	0	0	12
Gary Clark	1995	2	0	2	0	0	0	12
Cecil Collins	1999	2	2	0	0	0	0	12
Robert Edwards	2002	2	1	1	0	0	0	12
Isaiah Ford	2017-21	2	0	2	0	0	0	12
Bryan Gilmore	2004-05	2	0	2	0	0	0	12
Brent Grimes	2013-15	2	0	0	2	0	0	12
Abner Haynes	1967	2	2	0	0	0	0	12
Chad Henne	2008-11	2	2	0	0	0	0	12
Eddie Hill	1981-84	2	1	1	0	0	0	12
Liffort Hobley	1987-93	2	0	0	2	0	0	12
Bobby Humphrey	1992	2	1	1	0	0	0	12
<b>Tyler Huntley</b>	<b>2024</b>	<b>2</b>	<b>2</b>	<b>0</b>	<b>0</b>	<b>0</b>	<b>0</b>	<b>12</b>
Allen Hurns	2019	2	0	2	0	0	0	12
William Judson	1982-89	2	0	0	2	0	0	12
Dave Kocourek	1966	2	0	2	0	0	0	12
Donald Lee	2003-04	2	0	2	0	0	0	12
Kyle Mackey	1987	2	2	0	0	0	0	12
Brock Marion	1998-03	2	0	0	2	0	0	12
Don McNeal	1980-89	2	0	0	2	0	0	12
Jerris McPhail	1996-97	2	1	1	0	0	0	12
Scott Miller	1991-96	2	0	1	1	0	0	12
Gene Milton	1968-69	2	0	1	1	0	0	12
Marlon Moore	2010-13	2	0	2	0	0	0	12
Matt Moore	2011-17	2	2	0	0	0	0	12
Jeff Ogden	2000-01	2	0	1	1	0	0	12
Louis Oliver	1989-93, 1995-96	2	0	0	2	0	0	12
Ed Perry	1997-04	2	0	2	0	0	0	12
Sam Price	1966-68	2	1	1	0	0	0	12
Bo Roberson	1966	2	0	2	0	0	0	12
Terry Robiskie	1980-81	2	2	0	0	0	0	12
Bill Stanfill	1969-76	2	0	0	2	0	0	12
Jake Stoneburner	2015	2	0	2	0	0	0	12
Don Strock	1974-87	2	2	0	0	0	0	12
Trent Sherfield	2022	2	0	2	0	0	0	12
Patrick Surtain	1998-04	2	0	0	2	0	0	12
Troy Vincent	1992-95	2	0	0	2	0	0	12
Jimmy Warren	1966-69	2	0	0	2	0	0	12
Dick Westmoreland	1966-69	2	0	0	2	0	0	12
Christian Wilkins	2019-23	2	0	2	0	0	0	12
Stan Winfrey	1975-77	2	1	1	0	0	0	12
233. Bill Gramatica	2004	0	0	0	0	3	0	9
234. Walt Aikens	2014-19	1	0	0	1	0	0	8^
Kim Bokamper	1977-85	1	0	0	1	0	0	8*



## ALL-TIME LEADERS

SCORING									
PLAYER	YEARS	TD	TDR	TDP	TDRT	FG	PAT	PTS.	
Aaron Craver	1991-94	1	1	0	0	0	0	0	8#
Billy Joe	1966	1	0	1	0	0	0	0	8#
Curtis Johnson	1970-78	1	0	0	1	0	0	0	8*
Patrick Laird	2019-20	1	1	0	0	0	0	0	8#
240.	Will Allen	2006-11	1	0	0	1	0	0	6
	Kiko Alonso	2016-18	1	0	0	1	0	0	6
	Danny Amendola	2018	1	0	1	0	0	0	6
	John Beck	2007-08	1	1	0	0	0	0	6
	<b>Braxton Berrios</b>	<b>2022-24</b>	<b>1</b>	<b>0</b>	<b>1</b>	<b>0</b>	<b>0</b>	<b>0</b>	<b>6</b>
	Don Bessillieu	1979-81	1	0	0	1	0	0	6
	Glenn Blackwood	1979-87	1	0	0	1	0	0	6
	Tim Bowers	1994-04	1	0	0	1	0	0	6
	Jacoby Brissett	2021	1	1	0	0	0	0	6
	J.B. Brown	1989-96	1	0	0	1	0	0	6
	Malcolm Brown	2021	1	1	0	0	0	0	6
	Bob Brudzinski	1981-89	1	0	0	1	0	0	6
	Nick Buoniconti	1969-76	1	0	0	1	0	0	6
	Kevin Burnett	2011-12	1	0	0	1	0	0	6
	Brice Butler	2018	1	0	1	0	0	0	6
	Brett Carolan	1996	1	0	1	0	0	0	6
	Cris Carter	2002	1	0	1	0	0	0	6
	Joe Carter	1984-86	1	1	0	0	0	0	6
	Rick Casares	1966	1	0	1	0	0	0	6
	Jesse Chatman	2005, 2007	1	1	0	0	0	0	6
	Robbie Chosen	2023-24	1	0	1	0	0	0	6
	Justin Coleman	2021	10	0	0	1	0	0	6
	Casey Cramer	2008	1	0	1	0	0	0	6
	Bill Cronin	1966	1	0	1	0	0	0	6
	Daunte Culpepper	2006	1	1	0	0	0	0	6
	Vontae Davis	2009-11	1	0	0	1	0	0	6
	Louis Delmas	2014	1	0	0	1	0	0	6
	Vern Den Herder	1971-82	1	0	1	0	0	0	6
	A.J. Derby	2017-18	1	0	1	0	0	0	6
	Leland Douglas	1987	1	0	1	0	0	0	6
	Sam Eguavoen	2021-22	1	0	0	1	0	0	6
	Bert Emanuel	2000	1	0	1	0	0	0	6
	Frank Emanuel	1966-69	1	0	0	1	0	0	6
	Tom Erlandson	1966-67	1	0	0	1	0	0	6
	David Fales	2017	1	1	0	0	0	0	6
	A.J. Feeley	2004-05	1	1	0	0	0	0	6
	Minkah Fitzpatrick	2018-19	1	0	0	1	0	0	6
	Cortland Finnegan	2014	1	0	0	1	0	0	6
	Trent Gamble	2000-03	1	0	0	1	0	0	6
	Cookie Gilchrist	1966	1	0	1	0	0	0	6
	Kerry Glenn	1990-92	1	0	0	1	0	0	6
	Hunter Goodwin	1999-01	1	0	1	0	0	0	6
	Frank Gore	2018	1	0	1	0	0	0	6
	Vince Heflin	1982-85	1	0	1	0	0	0	6
	Will Heller	2005	1	0	1	0	0	0	6
	Renaldo Hill	2006-08	1	0	0	1	0	0	6
	Sean Hill	1994-96	1	0	0	1	0	0	6
	<b>Jevón Holland</b>	<b>2021-24</b>	<b>1</b>	<b>0</b>	<b>0</b>	<b>1</b>	<b>0</b>	<b>0</b>	<b>6</b>
	Trell Hooper	1987	1	0	0	1	0	0	6
	Steve Howell	1979-81	1	1	0	0	0	0	6
	Melvin Ingram	2022	1	0	0	1	0	0	6
	Ricky Isom	1987	1	1	0	0	0	0	6
	Calvin Jackson	1994-99	1	0	0	1	0	0	6
	Vestee Jackson	1991-93	1	0	0	1	0	0	6
	Pete Jaquess	1966-67	1	0	0	1	0	0	6
	Greg Jennings	2015	1	0	1	0	0	0	6
	Pat Johnson	1995	1	0	0	1	0	0	6
	Dominique Jones	2016	1	0	1	0	0	0	6
	Robert Jones	1998-00	1	0	0	1	0	0	6
	Nate Kaeding	2012	0	0	0	0	1	3	6



## ALL-TIME LEADERS

SCORING								
PLAYER	YEARS	TD	TDR	TDP	TDRT	FG	PAT	PTS.
Chuck Klingbeil	1991-95	1	0	0	1	0	0	6
Bernie Kosar	1994-96	1	1	0	0	0	0	6
Shaq Lawson	2020	1	0	0	1	0	0	6
Michael Lehan	2006-08	1	0	0	1	0	0	6
Charles Leigh	1971-74	1	1	0	0	0	0	6
David Lewis	1987	1	0	1	0	0	0	6
Phillip Merling	2008-11	1	0	0	1	0	0	6
Koa Misi	2010-17	1	0	0	1	0	0	6
Kenny Mixon	1998-01	1	0	0	1	0	0	6
Knowshawn Moreno	2014	1	1	0	0	0	0	6
Earl Morrall	1972-76	1	1	0	0	0	0	6
<b>Nik Needham</b>	<b>2021-23</b>	<b>1</b>	<b>0</b>	<b>0</b>	<b>1</b>	<b>0</b>	<b>0</b>	<b>6</b>
Cliff Odom	1990-93	1	0	0	1	0	0	6
Nick O'Leary	2018-19	1	0	1	0	0	0	6
Chad Pennington	2008-10	1	1	0	0	0	0	6
Brett Perriman	1997	1	0	1	0	0	0	6
Malcolm Perry	2020	1	0	1	0	0	0	6
Lousaka Polite	2008-10	1	1	0	0	0	0	6
Derrick Pope	2004-07	1	0	0	1	0	0	6
Willie Richardson	1970	1	0	1	0	0	0	6
Elandon Roberts	2021-22	1	0	0	1	0	0	6
John Roderick	1966-67	1	0	1	0	0	0	6
Eric Rowe	2019-22	1	0	0	1	0	0	6
Jake Scott	1970-75	1	0	0	1	0	0	6
Scott Secules	1989-92	1	1	0	0	0	0	6
<b>Zach Sieler</b>	<b>2019-24</b>	<b>1</b>	<b>0</b>	<b>0</b>	<b>1</b>	<b>0</b>	<b>0</b>	<b>6</b>
Derrick Shelby	2012-15	1	0	0	1	0	0	6
Steve Slaton	2011	1	1	0	0	0	0	6
Gerald Small	1978-83	1	0	0	1	0	0	6
Willie Smith	1987	1	0	1	0	0	0	6
Brian Sochia	1986-91	1	0	0	1	0	0	6
Kory Sperry	2009	1	0	1	0	0	0	6
John Stofa	1966-67, 1969-70	1	1	0	0	0	0	6
John Tagliaferri	1987	1	1	0	0	0	0	6
Norris Thomas	1977-79	1	0	0	1	0	0	6
Thurman Thomas	2000	1	0	1	0	0	0	6
Bob Torrey	1979	1	1	0	0	0	0	6
Olivier Vernon	2012-15	1	0	0	1	0	0	6
Frank Wainright	1995-98	1	0	1	0	0	0	6
Fulton Walker	1981-85	1	0	0	1	0	0	6
<b>Malik Washington</b>	<b>2024</b>	<b>1</b>	<b>1</b>	<b>0</b>	<b>0</b>	<b>0</b>	<b>0</b>	<b>6</b>
Willie West	1966-68	1	0	0	1	0	0	6
Jarvis Williams	1988-93	1	0	0	1	0	0	6
Robert Wilson	1994-96	1	0	1	0	0	0	6
Dick Wood	1966	1	1	0	0	0	0	6
345. Van Tiffin	1987	0	0	0	0	0	4	4
346. Charlie Anderson	2008-09	0	0	0	0	0	0	2*
Kevin Carter	2005-06	0	0	0	0	0	0	2*
Mike Charles	1983-86	0	0	0	0	0	0	2*
A.J. Duhe	1977-84	0	0	0	0	0	0	2*
Terrence Fede	2014-17	0	0	0	0	0	0	2*
William Fuller V	2021	0	0	0	0	0	0	2#
Larry Gordon	1976-82	0	0	0	0	0	0	2*
Jermaine Haley	2000-02	0	0	0	0	0	0	2*
Reggie Howard	2004-05	0	0	0	0	0	0	2*
Sammy Knight	2003-04	0	0	0	0	0	0	2*
Senorise Perry	2017	0	0	0	0	0	0	2*
Don Reese	1974-76	0	0	0	0	0	0	2*
Cameron Wake	2009-18	0	0	0	0	0	0	2*
George Wilson	1966	0	0	0	0	0	0	2#

\* — safety    # — two point conversion    ^ — defensive two point conversion



## ALL-TIME LEADERS

INTERCEPTIONS						
	PLAYER	YEARS	NO.	YDS.	AVG.	LG TD
1.	Jake Scott	1970-75	35	425	12.1	47 0
2.	Dick Anderson	1968-77	34	792	23.3	96t 3
3.	Sam Madison	1997-05	31	487	15.7	42 2
4.	Glenn Blackwood	1979-87	29	398	13.7	50 1
	Patrick Surtain	1998-04	29	298	10.3	43 2
	Xavien Howard	2016-23	29	254	8.8	39 2
7.	Louis Oliver	1989-93, 1995-96	24	569	23.7	103t 2
	Terrell Buckley	1995-99, 2003	24	425	17.7	91t 3
	William Judson	1982-89	24	368	15.3	61t 2
10.	Gerald Small	1978-83	23	378	16.4	46t 1
11.	Curtis Johnson	1970-78	22	190	8.6	34 0
	Tim Foley	1970-80	22	96	4.4	18 0
13.	Reshad Jones	2010-19	21	361	17.2	54 4
14.	Brock Marion	1998-03	20	431	21.6	100t 2
15.	Don McNeal	1980-89	18	163	9.1	30 2
16.	Zach Thomas	1996-07	17	170	10.0	34t 4
17.	J.B. Brown	1989-96	16	293	18.3	48 1
18.	Dick Westmoreland	1966-69	15	231	15.4	42 2
19.	Troy Vincent	1992-95	14	284	20.3	69 2
	Jarvis Williams	1988-93	14	216	15.4	42 1
	Lloyd Mumphord	1969-74	14	187	13.4	51 2
	Lyle Blackwood	1981-86	14	173	12.4	45 0
	Earnie Rhone	1975-84	14	110	7.9	16 0
24.	Brent Grimes	2013-15	13	202	15.5	94t 2
	Willie West	1966-68	13	180	13.8	32 0
	Paul Lankford	1982-91	13	89	6.8	44 0
27.	Charlie Babb	1972-79	12	141	11.8	36 0
	Brian Walker	1997-98, 2000-01	12	92	7.7	31 0
29.	Jimmy Warren	1966-69	11	247	22.5	70t 1
30.	Vontae Davis	2009-11	9	124	13.8	28 1
31.	Mike Kozlowski	1979-86	8	172	21.5	38t 2
	Larry Gordon	1976-82	8	121	15.1	36 0
	Bob Matheson	1971-79	8	111	13.9	34 0
	Jason Taylor	1997-07, 2009, 2011	8	110	13.8	51t 3
	Nick Buoniconti	1969-76	8	89	11.1	24 0
	Jason Allen	2006-10	8	41	5.1	17 0
37.	Sammy Knight	2003-04	7	130	18.6	70 0
	Norris Thomas	1977-79	7	115	16.4	53t 1
	Will Allen	2006-11	7	114	16.3	32t 1
	Bobby McCain	2015-20	7	78	11.1	32 0
	André Goodman	2006-08	7	76	10.9	55 0
42.	Renaldo Hill	2006-08	6	91	15.2	24 0
	Yeremiah Bell	2004-11	6	89	14.8	29 0
	Kim Bokamper	1977-85	6	55	9.2	24t 1
	<b>Nik Needham</b>	<b>2019-24</b>	<b>6</b>	<b>52</b>	<b>8.7</b>	<b>28t 1</b>
	John Bramlett	1967-68	6	49	8.2	22 0
47.	<b>Jevón Holland</b>	<b>2021-24</b>	<b>5</b>	<b>163</b>	<b>32.6</b>	<b>99t 1</b>
	Bob Petrella	1966-71	5	104	20.8	33 0
	Kiko Alonso	2016-18	5	100	20.0	60t 1
	Bud Brown	1984-88	5	96	19.2	53 0
	Neal Colzie	1979	5	86	17.2	56 0
	Mike Kolen	1970-77	5	85	17.0	29 0
	Jerome Baker	2018-23	5	82	16.4	34 2
	Liffort Hobbey	1987-93	5	61	12.2	22 0
	Fulton Walker	1981-85	5	61	12.2	30 0
	Arturo Freeman	2000-04	5	59	11.8	47 0
	<b>Jalen Ramsey</b>	<b>2023-24</b>	<b>5</b>	<b>59</b>	<b>11.8</b>	<b>49 0</b>
	Sean Smith	2009-12	5	56	11.2	31 0
	Bob Brudzinski	1981-89	5	46	9.2	19 0
	Rick Volk	1977-78	5	42	8.4	24 0
	Nolan Carroll	2010-13	5	25	5.0	24 0
	Shawn Wooden	1996-99, 2001-04	5	25	5.0	15 0
	Doug Swift	1970-75	5	17	3.4	12 0
	Don Bessillieu	1979-81	5	13	2.6	12 0
65.	Calvin Jackson	1994-99	4	105	26.3	61t 1
	Lance Schulters	2005, 2007	4	78	19.5	37 0



## ALL-TIME LEADERS

INTERCEPTIONS						
PLAYER	YEARS	NO.	YDS.	AVG.	LG	TD
Tom Erlandson	1966-67	4	68	17.0	37	1
Jimmy Wilson	2011-14	4	57	14.3	31	0
T.J. McDonald	2017-18	4	48	12.0	31	0
Frank Emanuel	1966-69	4	46	12.5	24	0
John Offerdahl	1986-93	4	44	11.0	28	0
Tim McKyer	1990	4	40	10.0	21	0
Randy Starks	2008-14	4	33	8.3	18	0
Chris Clemons	2009-13	4	29	7.3	29	0
Gene Atkins	1994-96	4	24	6.0	18	0
Mark Brown	1983-88	4	18	4.5	13	0
Michael Stewart	1994-96	4	11	2.8	11	0
Dimitri Patterson	2012-13	4	7	1.8	3	0
Tony Lippett	2015-17	4	0	0.0	0	0
80. Vestee Jackson	1991-93	3	63	21.0	30t	1
Eric Rowe	2019-22	3	61	20.3	35t	1
Ed Taylor	1979-82	3	55	18.3	44	0
Rodney Thomas	1988-90	3	52	17.3	48	0
Brandon Jones	2020-23	3	48	16.0	40	0
Bryan Cox	1991-95	3	38	12.7	26	0
Travares Tillman	2005-07	3	38	12.7	22	0
Wahoo McDaniel	1966-68	3	35	11.7	20	0
Derrick Rodgers	1997-02	3	33	11.0	21	0
Jerry Wilson	1996-00	3	32	10.7	19	0
Travis Daniels	2005-07	3	31	10.3	29	0
Steve Towle	1975-80	3	30	10.0	16	0
Pete Jaquess	1966-67	3	27	9.0	27	1
A.J. Duhe	1977-84	3	18	6.0	11	0
Ed Weisacosky	1968-70	3	10	3.3	7	0
Aubrey Beavers	1994-95	3	8	2.7	8	0
<b>Tyrel Dodson</b>	<b>2024</b>	<b>3</b>	<b>7</b>	<b>2.3</b>	<b>7</b>	<b>0</b>
<b>Kader Kohou</b>	<b>2022-24</b>	<b>3</b>	<b>2</b>	<b>0.7</b>	<b>2</b>	<b>0</b>
Nate Jones	2008-09, 2011	3	0	0.0	0	0
99. Minkah Fitzpatrick	2018-19	2	64	32.0	50t	1
Donovan Rose	1986-87	2	63	31.5	36	0
Andrew Van Ginkel	2019-23	2	56	28.0	33t	1
Bob Neff	1966-68	2	54	27.0	22	0
Rusty Chambers	1976-80	2	53	26.5	49	0
Dwight Hollier	1992-99	2	47	23.5	36	0
Walt Aikens	2014-19	2	43	21.5	43	0
Ken Ellis	1976	2	40	20.0	40	0
Bobby Harden	1990-93	2	39	19.5	22	0
Robert Sowell	1983-85, 1987	2	36	18.0	29	0
Steven Parker	2019	2	35	17.5	35	0
Bill Stanfill	1969-76	2	32	16.0	17t	2
Kerry Glenn	1990-92	2	31	15.5	31t	1
Jamar Fletcher	2001-03	2	30	15.0	30	0
Akin Ayodele	2008-09	2	29	14.5	17	0
Byron Maxwell	2016-17	2	29	14.5	27	0
Dannell Ellerbe	2013-14	2	25	12.5	16	0
Henry Stuckey	1972-74	2	25	12.5	21	0
George Teague	1997	2	25	12.5	23	0
Tyrone Culver	2008-09	2	24	12.0	23	0
Derrick Shelby	2012-15	2	24	12.0	22t	1
Joey Porter	2007-08	2	19	9.5	14	0
Isa Abdul-Quddus	2016	2	16	8.0	9	0
Tate Randle	1987	2	16	8.0	11	0
Byron Jones	2020-21	2	15	7.5	15	0
John McGeeever	1966	2	15	7.5	15	0
Tom Beier	1967, 1969	2	14	7.0	7	0
Robert Jones	1998-00	2	14	7.0	14t	1
Trell Hooper	1987	2	11	5.5	11	0
Benny Sapp	2010-11	2	9	4.5	9	0
<b>Zach Sieler</b>	<b>2019-24</b>	<b>2</b>	<b>5</b>	<b>2.5</b>	<b>5</b>	<b>1</b>
<b>Emmanuel Ogbah</b>	<b>2020-24</b>	<b>2</b>	<b>5</b>	<b>2.5</b>	<b>5</b>	<b>0</b>
Jeris White	1974-76	2	4	2.0	4	0
Tyrone Braxton	1994	2	3	1.5	3	0



## ALL-TIME LEADERS

INTERCEPTIONS							
	PLAYER	YEARS	NO.	YDS.	AVG.	LG	TD
	Chris Green	1991-94	2	0	0.0	0	0
	Derrick Pope	2004-07	2	0	0.0	0	0
	Justin Coleman	2021	2	0	0.0	0	0
136.	Elandon Roberts	2021-22	1	85	85.0	85t	1
	Louis Delmas	2014	1	81	81.0	81t	1
	Kenny Mixon	1998-01	1	56	56.0	56t	1
	Marvin Mitchell	2011	1	55	55.0	55	0
	Jay Brophy	1984-86	1	41	41.0	41	0
	Jared Odrick	2010-14	1	39	39.0	39	0
	Zack Bowman	2015	1	38	38.0	38	0
	Kevin Burnett	2011-12	1	34	34.0	34t	1
	Dean Brown	1970	1	32	32.0	32	0
	Hugh Green	1985-91	1	28	28.0	28	0
	Earl Faison	1966	1	26	26.0	26	0
	Phillip Merling	2008-11	1	25	25.0	25t	1
	Vern Den Herder	1971-82	1	24	24.0	24	0
	Charles Cornelius	1977-78	1	21	21.0	21	0
	Bob Bruggers	1966-68	1	20	20.0	20	0
	Ralph Ortega	1979-80	1	17	17.0	13	0
	Jordan Phillips	2015-18	1	17	17.0	17	0
	Bacarri Rambo	2016	1	17	17.0	17	0
	Verone McKinley III	2022	1	17	17.0	17	0
	Ted Davis	1970	1	15	15.0	15	0
	Karlos Dansby	2010-12	1	14	14.0	14	0
	Rick Graf	1987-90	1	14	14.0	14	0
	Shawn Lee	1990-91	1	14	14.0	14	0
	Cameron Wake	2009-18	1	12	12.0	12	0
	Justin Bethel	2022-23	1	11	11.0	11	0
	Eli Apple	2023	1	8	8.0	8	0
	Mike Hull	2015-18	1	8	8.0	8	0
	Christian Wilkins	2019-23	1	8	8.0	8	0
	Richard Marshall	2012	1	7	7.0	7	0
	Jackie Shipp	1984-88	1	7	7.0	7	0
	Craig Veasey	1993-94	1	7	7.0	7	0
	Vince Biegel	2019	1	7	7.0	7	0
	Reggie Howard	2004-05	1	5	5.0	5	0
	Eric Kumerow	1988-90	1	5	5.0	5	0
	Jaelan Phillips	2021-24	1	5	5.0	5	0
	Anthony Walker Jr.	2024	1	5	5.0	5	0
	Alex Moyer	1985-86	1	4	4.0	4	0
	Greg Jeffries	1999-00	1	3	3.0	3	0
	Ryan Lewis	2019	1	3	3.0	3	0
	Jack Rudolph	1966	1	3	3.0	3	0
	Chris Singleton	1993-96	1	3	3.0	3	0
	Brendon Ayanbadejo	2003-04	1	2	2.0	2	0
	Larry Ball	1972-74, 1977-78	1	2	2.0	2	0
	Mike Charles	1983-86	1	2	2.0	2	0
	Channing Crowder	2005-10	1	2	2.0	2	0
	Mike Reichenbach	1990-91	1	2	2.0	2	0
	Randall Edmunds	1968-69	1	1	1.0	1	0
	Bruce Alexander	1992-93	1	0	0.0	0	0
	Bob Baumhower	1977-86	1	0	0.0	0	0
	Tim Bowens	1994-04	1	0	0.0	0	0
	Jeff Cross	1989-95	1	0	0.0	0	0
	DeShon Elliott	2023	1	0	0.0	0	0
	Scott Galyon	2000-02	1	0	0.0	0	0
	Jermaine Haley	2000-02	1	0	0.0	0	0
	Neville Hewitt	2015-17	1	0	0.0	0	0
	Sean Hill	1994-96	1	0	0.0	0	0
	Noah Igbinoghene	2020-22	1	0	0.0	0	0
	Mack Lamb	1967-68	1	0	0.0	0	0
	Chris Lammons	2019	1	0	0.0	0	0
	Michael Lehan	2006-08	1	0	0.0	0	0
	Darrell Malone	1992-94	1	0	0.0	0	0
	Brice McCain	2015	1	0	0.0	0	0
	Cliff Odom	1990-93	1	0	0.0	0	0



## ALL-TIME LEADERS

### INTERCEPTIONS

PLAYER	YEARS	NO.	YDS.	AVG.	LG	TD
Muhammad Oliver	1994	1	0	0.0	0	0
Jamal Perry	2019-21	1	0	0.0	0	0
Vern Roberson	1977	1	0	0.0	0	0
Bryant Salter	1976	1	0	0.0	0	0
Terrance Shaw	2000	1	0	0.0	0	0
Donnie Spragan	2005-07	1	0	0.0	0	0
R.J. Stanford	2012-14	1	0	0.0	0	0
Michael Thomas	2013-17	1	0	0.0	0	0
Reggie Torbor	2008-09	1	0	0.0	0	0
Jason Trusnik	2011-14	1	0	0.0	0	0
Jay Williams	2002-04	1	0	0.0	0	0
Jeff Zgonina	2003-06	1	0	0.0	0	0
Daryl Gardener	1996-01	1	-1	-1.0	-1	0

### SACKS

PLAYER	YEARS	NO
1. Jason Taylor	1997-2007, 2009, 2011	131.0
2. Cameron Wake	2009-18	98.0
3. Bill Stanfill	1969-76	69.5
4. Doug Betters	1978-87	65.5
5. Vern Den Herder	1971-82	64.0
6. Jeff Cross	1988-95	59.5
7. Trace Armstrong	1995-2000	56.5
8. Bob Baumhower	1977-86	39.5
Kim Bokamper	1977-85	39.5
10. A.J. Duhe	1977-84	38.5

### KICKOFF RETURNS (Yards)

PLAYER	YEARS	NO.	YDS.	AVG.	LG	TD
1. Wes Welker	2004-06	166	3,756	22.6	95t	1
2. Ted Ginn, Jr.	2007-09	147	3,386	23.0	101t	2
3. Mercury Morris	1969-75	111	2,947	26.5	105t	3
4. Fulton Walker	1981-85	123	2,944	23.9	90t	1
5. Brock Marion	1998-03	107	2,517	23.5	93	0
6. Jakeem Grant Sr.	2016-21	89	2,206	24.8	102t	2
7. O.J. McDuffie	1993-01	92	2,103	22.9	48	0
8. Irving Spikes	1994-97	89	2,058	23.1	59	0
9. Lorenzo Hampton	1985-89	96	2,025	21.1	46	0
10. Marcus Thigpen	2012-13	77	1,910	24.8	96t	1

### PUNT RETURNS (Yards)

PLAYER	YEARS	NO.	FC	YDS.	AVG.	LG	TD
1. Jake Scott	1970-75	127	55	1,330	10.5	77t	1
2. Wes Welker	2004-06	127	64	1,232	9.7	71	0
3. Davone Bess	2008-12	115	85	1,196	10.4	47	0
4. O.J. McDuffie	1993-01	127	91	1,127	8.9	72t	2
5. Jakeem Grant Sr.	2016-21	101	28	978	9.7	88t	3
6. Tom Vigorito	1981-85	79	22	830	10.5	87t	2
7. Freddie Solomon	1975-77	71	5	810	11.4	79t	2
8. Jarvis Landry	2014-17	89	53	804	9.0	69t	1
9. Scott Schwedes	1987-90	75	18	732	9.8	70t	1
10. Jeff Ogden	2000-01	51	22	700	13.7	81t	1



## TOP 20 SEASON LEADERS

### RUSHING YARDS

NAME	YEAR	YARDS
1. Ricky Williams	2002	1,853
2. Ricky Williams	2003	1,372
3. Jay Ajayi	2016	1,272
4. Delvin Williams	1978	1,258
5. Lamar Smith	2000	1,139
6. Ricky Williams	2009	1,121
7. Larry Csonka	1972	1,117
8. Karim Abdul-Jabbar	1996	1,116
9. Lamar Miller	2014	1,099
10. Reggie Bush	2011	1,086
11. Larry Csonka	1971	1,051
12. <b>Raheem Mostert</b>	<b>2023</b>	<b>1,012</b>
13. Ronnie Brown	2006	1,008
14. Larry Csonka	1973	1,003
15. Mercury Morris	1972	1,000
16. Reggie Bush	2012	986
17. Lamar Smith	2001	968
18. Karim Abdul-Jabbar	1998	960
19. Mercury Morris	1973	954
20. Ronnie Brown	2008	916

### PASSING YARDS

NAME	YEAR	YARDS
1. Dan Marino	1984	5,084
2. Dan Marino	1986	4,746
3. <b>Tua Tagovailoa</b>	<b>2023</b>	<b>4,624</b>
4. Dan Marino	1994	4,453
5. Dan Marino	1988	4,434
6. Ryan Tannehill	2015	4,208
7. Dan Marino	1985	4,137
8. Dan Marino	1992	4,116
9. Ryan Tannehill	2014	4,045
10. Dan Marino	1989	3,997
11. Dan Marino	1991	3,970
12. Ryan Tannehill	2013	3,913
13. Dan Marino	1997	3,780
14. Dan Marino	1995	3,668
15. Chad Pennington	2008	3,653
16. Dan Marino	1990	3,563
17. <b>Tua Tagovailoa</b>	<b>2022</b>	<b>3,548</b>
18. Ryan Fitzpatrick	2019	3,529
19. Dan Marino	1998	3,497
20. Chad Henne	2010	3,301

### PASSING TOUCHDOWNS

NAME	YEAR	TDs
1. Dan Marino	1984	48
2. Dan Marino	1986	44
3. Dan Marino	1985	30
Dan Marino	1994	30
5. <b>Tua Tagovailoa</b>	<b>2023</b>	<b>29</b>
6. Dan Marino	1988	28
7. Ryan Tannehill	2014	27
8. Dan Marino	1987	26
9. Dan Marino	1991	25
<b>Tua Tagovailoa</b>	<b>2022</b>	<b>25</b>
11. Dan Marino	1989	24
Dan Marino	1992	24
Dan Marino	1995	24
Ryan Tannehill	2013	24
Ryan Tannehill	2015	24

16. Dan Marino	1998	23
17. Bob Griese	1977	22
18. Bob Griese	1968	21
Dan Marino	1990	21
20. Dan Marino	1983	20
Jay Fiedler	2001	20
Ryan Fitzpatrick	2019	20

### RECEPTIONS

NAME	YEAR	REC
1. <b>Tyreek Hill</b>	<b>2022</b>	<b>119</b>
<b>Tyreek Hill</b>	<b>2023</b>	<b>119</b>
3. Jarvis Landry	2017	112
4. Jarvis Landry	2015	110
5. <b>Jaylen Waddle</b>	<b>2021</b>	<b>104</b>
6. Jarvis Landry	2016	94
7. O.J. McDuffie	1998	90
8. <b>Jonnu Smith (TE)</b>	<b>2024</b>	<b>88</b>
9. Mark Clayton	1988	86
Brandon Marshall	2010	86
11. Jarvis Landry	2014	84
12. Chris Chambers	2005	82
13. Brandon Marshall	2011	81
<b>Tyreek Hill</b>	<b>2024</b>	<b>81</b>
15. Davone Bess	2010	79
16. <b>De'Von Achane (RB)</b>	<b>2024</b>	<b>78</b>
17. O.J. McDuffie	1997	76
Davone Bess	2009	76
Brian Hartline	2013	76
20. Terry Kirby (RB)	1993	75
<b>Jaylen Waddle</b>	<b>2022</b>	<b>75</b>

### RECEIVING YARDS

NAME	YEAR	YARDS
1. <b>Tyreek Hill</b>	<b>2023</b>	<b>1,799</b>
2. <b>Tyreek Hill</b>	<b>2022</b>	<b>1,710</b>
3. Mark Clayton	1984	1,389
4. <b>Jaylen Waddle</b>	<b>2022</b>	<b>1,356</b>
5. Mark Duper	1986	1,313
6. Mark Duper	1984	1,306
7. Irving Fryar	1994	1,270
8. Brandon Marshall	2011	1,214
9. DeVante Parker	2019	1,202
10. Jarvis Landry	2015	1,157
11. Mark Clayton	1986	1,150
12. Jarvis Landry	2016	1,136
13. Mark Clayton	1988	1,129
14. Chris Chambers	2005	1,118
15. Mark Duper	1991	1,085
16. Brian Hartline	2012	1,083
17. Mark Clayton	1991	1,053
18. O.J. McDuffie	1998	1,050
19. Tony Martin	1999	1,037
20. Brian Hartline	2013	1,016



## TOP 20 SEASON LEADERS

### POINTS

	NAME	YEAR	POINTS
1.	Olindo Mare	1999	144
	<b>Jason Sanders</b>	<b>2020</b>	<b>144</b>
3.	<b>Jason Sanders</b>	<b>2024</b>	<b>137</b>
4.	<b>Jason Sanders</b>	<b>2023</b>	<b>130</b>
5.	Caleb Sturgis	2014	128
6.	<b>Raheem Mostert</b>	<b>2023</b>	<b>126</b>
7.	Pete Stoyanovich	1992	124
8.	Pete Stoyanovich	1991	121
9.	<b>Jason Sanders</b>	<b>2022</b>	<b>119</b>
10.	Pete Stoyanovich	1995	118
11.	Garo Yepremian	1971	117
	Olindo Mare	1997	117
	Olindo Mare	2000	117
14.	Fuad Reveiz	1985	116
15.	Garo Yepremian	1972	115
	Dan Carpenter	2010	115
17.	Olindo Mare	2002	114
18.	Garo Yepremian	1973	113
	Dan Carpenter	2011	113
20.	Dan Carpenter	2009	112

### SACKS

	NAME	YEAR	SACKS
1.	Bill Stanfill	1973	18.5
	Jason Taylor	2002	18.5
3.	Joey Porter	2008	17.5
4.	Trace Armstrong	2000	16.5
5.	Doug Betters	1983	16.0
6.	Adewale Ogunleye	2003	15.0
	Cameron Wake	2012	15.0
8.	Jason Taylor	2000	14.5
9.	Doug Betters	1984	14.0
	Bryan Cox	1992	14.0
	Cameron Wake	2010	14.0
12.	Jason Taylor	2006	13.5
13.	Jason Taylor	2003	13.0
14.	Trace Armstrong	1996	12.0
	Jason Taylor	2005	12.0
16.	Jeff Cross	1990	11.5
	Olivier Vernon	2013	11.5
	Cameron Wake	2014	11.5
	Cameron Wake	2016	11.5
20.	Mel Branch	1968	11.0
	Vern Den Herder	1975	11.0
	Jason Taylor	2007	11.0
	<b>Bradley Chubb</b>	<b>2023</b>	<b>11.0</b>

### TACKLES

	NAME	YEAR	TACKLES
1.	Steve Towle	1976	217
2.	Zach Thomas	2002	195
3.	Zach Thomas	2003	184
4.	Zach Thomas	1996	180
	Zach Thomas	2001	180
6.	Rusty Chambers	1979	178
7.	Earnie Rhone	1981	171
8.	Zach Thomas	2004	168
9.	Zach Thomas	1999	167
10.	Zach Thomas	2005	166
11.	Zach Thomas	2006	165
12.	Steve Towle	1975	164
13.	Nick Buoniconti	1973	162
14.	Zach Thomas	1998	160
15.	Rusty Chambers	1978	151
16.	Zach Thomas	1997	149
17.	Bryan Cox	1994	147
18.	Nick Buoniconti	1972	146
	Bob Baumhower	1979	146
20.	Nick Buoniconti	1970	145

### INTERCEPTIONS

	NAME	YEAR	INTs
1.	Dick Westmoreland	1967	10
	Xavien Howard	2020	10
3.	Willie West	1966	8
	Dick Anderson	1968	8
	Dick Anderson	1970	8
	Dick Anderson	1973	8
	Jake Scott	1974	8
	Terrell Buckley	1998	8
	Sam Madison	1998	8
10.	Jake Scott	1971	7
	Gerald Small	1980	7
	Sam Madison	1999	7
	Brian Walker	2000	7
	Patrick Surtain	2003	7
	Xavien Howard	2018	7
16.	Jake Scott	1975	6
	Tim Foley	1978	6
	William Judson	1983	6
	Glenn Blackwood	1984	6
	Glenn Blackwood	1985	6
	Terrell Buckley	1996	6
	Patrick Surtain	2002	6



## DOLPHINS OUTSTANDING PERFORMANCES

### GAMES OF 300+ PASSING YARDS

PLAYER	DATE	OPPONENT	ATT.	COMP.	YDS.	TD	INT.	LG
Dan Marino	10/23/88	N.Y. JETS	60	35	521	3	5	56
Dan Marino	9/4/94	NEW ENGLAND	42	23	473	5	1	64t
Dan Marino	12/2/84	L.A. RAIDERS	57	35	470	4	2	64
<b>Tua Tagovailoa</b>	<b>9/18/22</b>	<b>at Baltimore</b>	<b>50</b>	<b>36</b>	<b>469</b>	<b>6</b>	<b>2</b>	<b>60t</b>
<b>Tua Tagovailoa</b>	<b>9/10/23</b>	<b>at L.A. Chargers</b>	<b>45</b>	<b>28</b>	<b>466</b>	<b>3</b>	<b>1</b>	<b>47</b>
Dan Marino	10/1/95	at Cincinnati	48	33	450	2	1	58
Dan Marino	9/21/86	at N.Y. Jets	50	30	448	6	2	46t
Dan Marino	9/25/94	at Minnesota	54	29	431	3	3	43
Ryan Tannehill	9/30/12	at Arizona	41	26	431	1	2	80t
Dan Marino	9/30/84	at St. Louis	36	24	429	3	0	51
Dan Marino	9/24/89	N.Y. JETS	55	33	427	3	2	43t
Dan Marino	11/4/84	at N.Y. Jets	42	23	422	2	2	54
* Dan Marino	12/30/95	at Buffalo	64	33	422	2	3	45t
* Dan Marino	1/6/85	PITTSBURGH	32	21	421	4	1	41
Ryan Fitzpatrick	12/22/19	CINCINNATI	52	31	419	4	1	51
Chad Henne	9/12/11	New England	49	30	416	2	1	31
Joey Harrington	10/22/06	GREEN BAY	62	33	414	2	3	44
David Woodley	10/25/81	at Dallas	37	21	408	3	5	69t
Dan Marino	12/9/84	at Indianapolis	41	29	404	4	1	42
Dan Marino	11/16/86	at Buffalo	54	39	404	4	0	39
Dan Marino	12/12/88	CLEVELAND	50	30	404	4	3	46
* Don Strock	1/2/82	SAN DIEGO	43	29	403	4	1	50t
Dan Marino	12/14/86	at L.A. Rams	46	29	403	5	1	69t
Ryan Tannehill	12/21/14	MINNESOTA	47	35	396	4	1	41
Dan Marino	12/20/87	WASHINGTON	50	22	393	3	1	59t
Dan Marino	10/10/99	at Indianapolis	38	25	393	2	0	62
Dan Marino	9/29/85	at Denver	43	25	390	3	0	73
Dan Marino	11/23/97	at New England	60	38	389	0	3	27
Ryan Tannehill	9/18/16	at New England	45	32	387	2	2	33
<b>Tua Tagovailoa</b>	<b>10/30/22</b>	<b>at Detroit</b>	<b>36</b>	<b>29</b>	<b>382</b>	<b>3</b>	<b>0</b>	<b>42</b>
Brock Osweiler	10/14/18	CHICAGO	44	28	380	3	2	75t
Dan Marino	12/13/87	at Philadelphia	39	25	376	3	1	54
Dan Marino	10/12/97	at N.Y. Jets	38	27	372	2	0	36t
Bernie Kosar	10/15/95	at New Orleans	42	29	368	3	2	31t
Dan Marino	12/9/90	PHILADELPHIA	54	27	365	2	0	37
Steve DeBerg	12/5/93	N.Y. Giants	41	26	365	1	2	44
Ryan Fitzpatrick	12/1/19	PHILADELPHIA	39	27	365	3	1	43t
<b>Tua Tagovailoa</b>	<b>11/28/24</b>	<b>at Green Bay</b>	<b>46</b>	<b>37</b>	<b>365</b>	<b>2</b>	<b>0</b>	<b>30</b>
Chad Henne	9/26/10	N.Y. JETS	44	26	363	2	1	40
Dan Marino	11/10/85	N.Y. JETS	37	21	362	3	3	60
<b>Tua Tagovailoa</b>	<b>1/3/21</b>	<b>at Buffalo</b>	<b>58</b>	<b>35</b>	<b>361</b>	<b>1</b>	<b>3</b>	<b>31</b>
Gus Frerotte	11/13/05	NEW ENGLAND	47	25	360	2	1	47
Dan Marino	11/6/88	at New England	51	29	359	1	2	32
Dan Marino	11/12/89	at N.Y. Jets	34	18	359	3	2	78t
Dan Marino	11/27/94	at N.Y. Jets	44	31	359	4	2	28t
Ryan Tannehill	9/20/15	at Jacksonville	44	30	359	2	0	48
Dan Marino	10/25/92	INDIANAPOLIS	45	25	355	2	3	48t
Dan Marino	12/21/98	DENVER	38	23	355	4	1	56t
Dan Marino	11/27/88	at N.Y. Jets	35	17	353	5	0	80t
Ryan Tannehill	11/29/15	at N.Y. Jets	58	33	351	3	1	40
Ryan Tannehill	1/3/16	NEW ENGLAND	38	25	350	2	0	46
Ryan Fitzpatrick	10/11/20	at San Francisco	28	22	350	3	0	70
Bob Griese	11/20/78	at Houston	33	23	349	2	1	47
Chad Henne	12/20/09	at Tennessee	46	29	349	1	3	57
Ryan Tannehill	12/14/14	at New England	47	29	346	1	2	50
Dan Marino	12/8/85	at Green Bay	44	30	345	5	1	61
Scott Mitchell	10/31/93	KANSAS CITY	33	22	344	3	0	77t
Steve DeBerg	12/13/93	PITTSBURGH	44	27	344	1	2	47
Dan Marino	12/3/95	ATLANTA	50	35	343	2	2	32
Chad Pennington	11/23/08	NEW ENGLAND	41	24	341	3	1	46
Dan Marino	12/17/84	DALLAS	40	23	340	4	2	63
Dan Marino	12/24/89	KANSAS City	47	28	339	3	1	35
Dan Marino	11/18/84	at San Diego	41	28	338	2	1	32
<b>Tua Tagovailoa</b>	<b>9/8/24</b>	<b>JACKSONVILLE</b>	<b>37</b>	<b>23</b>	<b>338</b>	<b>1</b>	<b>0</b>	<b>80t</b>
Dan Marino	10/12/86	BUFFALO	41	24	337	1	1	39
Chad Henne	12/6/09	NEW ENGLAND	52	29	335	2	1	29



## DOLPHINS OUTSTANDING PERFORMANCES

GAMES OF 300+ PASSING YARDS								
PLAYER	DATE	OPPONENT	ATT.	COMP.	YDS.	TD	INT.	LG
Dan Marino	10/22/89	GREEN BAY	37	24	333	2	2	61
Dan Marino	11/12/95	NEW ENGLAND	37	27	333	2	2	31t
Dan Marino	11/1/87	PITTSBURGH	31	25	332	4	2	50t
Ryan Tannehill	12/1/13	at N.Y. Jets	43	28	331	2	1	31t
<b>Tua Tagovailoa</b>	<b>12/8/24</b>	<b>N.Y. JETS</b>	<b>47</b>	<b>33</b>	<b>331</b>	<b>2</b>	<b>0</b>	<b>21</b>
Dan Marino	11/17/85	at Indianapolis	37	22	330	1	0	42
Dan Marino	9/15/85	INDIANAPOLIS	48	29	329	2	0	26
Dan Marino	10/16/88	SAN DIEGO	45	26	329	1	0	51
Ryan Tannehill	12/27/15	INDIANAPOLIS	38	26	329	0	1	49
<b>Tua Tagovailoa</b>	<b>10/17/21</b>	<b>at Jacksonville</b>	<b>47</b>	<b>33</b>	<b>329</b>	<b>2</b>	<b>1</b>	<b>32</b>
Teddy Bridgewater	10/16/22	MINNESOTA	34	23	329	2	2	49
Jay Fiedler	12/28/03	N.Y. JETS	29	21	328	1	1	59
Ryan Fitzpatrick	9/20/20	BUFFALO	47	31	328	2	0	27
Bob Griese	9/14/69	at Cincinnati	39	19	327	1	2	50
Dan Marino	11/18/91	BUFFALO	42	23	326	2	2	41
<b>Tua Tagovailoa</b>	<b>11/19/23</b>	<b>LAS VEGAS</b>	<b>39</b>	<b>28</b>	<b>325</b>	<b>2</b>	<b>1</b>	<b>38t</b>
Dan Marino	9/7/97	TENNESSEE	43	24	324	0	0	50
<b>Tua Tagovailoa</b>	<b>10/29/23</b>	<b>NEW ENGLAND</b>	<b>45</b>	<b>30</b>	<b>324</b>	<b>3</b>	<b>1</b>	<b>42t</b>
* Dan Marino	1/12/91	at Buffalo	49	23	323	3	2	64t
Dan Marino	10/12/98	at Jacksonville	49	30	323	2	1	28
Ryan Fitzpatrick	11/17/19	BUFFALO	45	32	323	0	0	50
Don Strock	12/15/79	N.Y. JETS	41	26	322	1	2	38
Dan Marino	10/9/83	BUFFALO	29	19	322	3	2	63
Dan Marino	9/14/92	at Cleveland	35	25	322	1	0	47
Dan Marino	12/27/99	N.Y. JETS	52	29	322	3	3	32t
Chad Henne	12/27/09	HOUSTON	55	35	322	1	1	35
Dan Marino	10/14/84	HOUSTON	32	25	321	3	0	32
Dan Marino	10/6/91	at New England	38	25	321	2	0	34
Dan Marino	11/16/92	BUFFALO	33	22	321	2	1	55
Dan Marino	12/13/98	N.Y. JETS	57	30	321	1	1	31
Dan Marino	12/27/98	at Atlanta	36	21	320	1	2	50
Jay Fiedler	12/22/01	at New England	37	21	320	1	0	44
Ryan Fitzpatrick	12/29/19	at New England	41	28	320	1	0	28
Ryan Tannehill	9/15/13	at Indianapolis	34	23	319	1	0	67
Ryan Tannehill	9/25/16	Cleveland	39	25	319	3	2	42t
** Dan Marino	1/20/85	vs. San Francisco	50	29	318	1	2	30
Trent Green	9/23/07	at N.Y. Jets	36	23	318	1	1	43
<b>Tua Tagovailoa</b>	<b>11/24/24</b>	<b>NEW ENGLAND</b>	<b>40</b>	<b>29</b>	<b>317</b>	<b>4</b>	<b>0</b>	<b>29</b>
Dan Marino	10/21/84	at New England	39	24	316	4	1	28
<b>Tua Tagovailoa</b>	<b>12/13/20</b>	<b>KANSAS CITY</b>	<b>48</b>	<b>28</b>	<b>316</b>	<b>2</b>	<b>1</b>	<b>29t</b>
Cleo Lemon	12/16/07	BALTIMORE	39	23	315	1	0	64t
Ryan Fitzpatrick	10/4/20	SEATTLE	45	29	315	0	2	26
Chad Pennington	10/26/08	BALTIMORE	30	22	314	1	0	64
Dan Marino	12/5/99	INDIANAPOLIS	38	24	313	3	1	33t
Dan Marino	11/20/94	at Pittsburgh	45	31	312	1	1	45
Ryan Tannehill	12/15/13	NEW ENGLAND	37	25	312	3	0	39t
Dan Marino	9/2/84	at Washington	28	21	311	5	0	74
Dan Marino	12/4/94	BUFFALO	42	25	311	3	3	45t
Jay Cutler	11/5/17	Oakland	42	34	311	3	0	27
Dan Marino	12/7/97	DETROIT	39	24	310	2	1	27t
Jay Fiedler	9/29/02	at Kansas City	45	29	310	1	4	38
Ryan Tannehill	11/24/13	CAROLINA	42	28	310	1	1	57
<b>Tua Tagovailoa</b>	<b>12/25/22</b>	<b>GREEN BAY</b>	<b>25</b>	<b>16</b>	<b>310</b>	<b>1</b>	<b>3</b>	<b>84t</b>
<b>Tua Tagovailoa</b>	<b>9/24/23</b>	<b>DENVER</b>	<b>26</b>	<b>23</b>	<b>309</b>	<b>4</b>	<b>0</b>	<b>54t</b>
David Woodley	9/27/81	at Baltimore	30	19	309	2	0	48
<b>Tua Tagovailoa</b>	<b>10/8/23</b>	<b>N.Y. GIANTS</b>	<b>30</b>	<b>22</b>	<b>308</b>	<b>2</b>	<b>2</b>	<b>69t</b>
John Stofa	12/18/66	HOUSTON	38	22	307	4	2	48t
Dan Marino	12/1/91	TAMPA BAY	32	20	307	2	0	51
Chad Henne	11/28/10	at Oakland	30	17	307	2	1	57t
Ryan Tannehill	10/6/13	BALTIMORE	40	21	307	1	0	49
Ryan Tannehill	11/8/15	at Buffalo	35	26	307	0	0	46
Bob Griese	10/17/76	KANSAS CITY	35	25	306	1	2	39
Chad Henne	10/4/10	NEW ENGLAND	38	28	305	2	3	28t
Dan Marino	12/4/88	INDIANAPOLIS	32	26	304	3	1	55
Dan Marino	11/30/86	ATLANTA	40	20	303	2	4	54t
Dan Marino	10/25/87	BUFFALO	36	24	303	4	0	25t
A.J. Feeley	12/5/04	BUFFALO	51	25	303	3	5	36
Dan Marino	10/20/85	TAMPA BAY	39	27	302	3	1	42



## DOLPHINS OUTSTANDING PERFORMANCES

### GAMES OF 300+ PASSING YARDS

PLAYER	DATE	OPPONENT	ATT.	COMP.	YDS.	TD	INT.	LG
Tua Tagovailoa	11/6/22	at Chicago	30	21	302	3	0	39
Dan Marino	9/28/86	SAN FRANCISCO	46	27	301	1	4	24
Dan Marino	12/10/89	NEW ENGLAND	32	21	300	0	1	36
Ryan Tannehill	10/29/15	at New England	44	28	300	0	2	29

### GAMES OF 100+ RECEIVING YARDS

PLAYER	DATE	OPPONENT	NO.	YDS.	TD	LG
Brian Hartline	9/30/12	at Arizona	12	253	1	80t
Chris Chambers	12/4/05	BUFFALO	15	238	1	57
Mark Duper	11/10/85	N.Y. JETS	8	217	2	60t
Tyreek Hill	9/10/23	at L.A. Chargers	11	215	2	47
Iving Fryar	9/4/94	NEW ENGLAND	5	211	3	54t
Nat Moore	10/4/81	N.Y. JETS	7	210	2	52
Mark Duper	10/9/83	BUFFALO	7	202	2	63
Tyreek Hill	9/18/22	at Baltimore	11	190	2	60t
Tyreek Hill	10/30/22	at Detroit	12	188	0	42
Tyreek Hill	10/8/23	N.Y. GIANTS	8	181	1	69t
Duriel Harris	10/28/79	GREEN BAY	10	180	1	37t
Kenny Stills	11/19/17	TAMPA BAY	7	180	1	61t
Mark Duper	9/2/84	at Washington	6	178	2	74t
Mark Clayton	12/2/84	L.A. RAIDERS	9	177	2	64t
Tyreek Hill	10/16/22	MINNESOTA	12	177	0	28
Ted Ginn, Jr.	10/26/08	BUFFALO	7	175	0	64
Mark Clayton	9/21/86	at N.Y. Jets	8	174	1	42
Mark Duper	9/23/84	INDIANAPOLIS	7	173	2	80t
Jaylen Waddle	9/18/22	at Baltimore	11	171	2	59
Mark Duper	12/20/87	WASHINGTON	6	170	3	59t
Tony Martin	10/10/99	at Indianapolis	10	166	1	40
Brandon Marshall	9/26/10	N.Y. JETS	10	166	1	40
Duriel Harris	10/25/81	at Dallas	6	165	0	45
Jarvis Landry	11/29/15	at N.Y. Jets	13	165	1	40
Jimmy Cefalo	10/25/81	at Dallas	5	164	1	69t
Mark Duper	9/30/84	at St. Louis	8	164	0	51
Tyreek Hill	10/15/23	CAROLINA	6	163	1	47
Bo Roberson	12/4/66	at Denver	6	161	0	71
Iving Fryar	9/25/94	at Minnesota	6	160	0	43
Tyreek Hill	9/29/22	at Cincinnati	10	160	0	64
DeVante Parker	12/1/19	PHILADELPHIA	7	159	2	43t
Tyreek Hill	9/24/23	DENVER	9	157	1	54t
Tyreek Hill	12/3/23	at Washington	5	157	2	78t
Paul Warfield	11/14/71	PITTSBURGH	3	158	3	86t
Mark Duper	11/4/84	at N.Y. Jets	7	155	0	54
Albert Wilson	10/14/18	CHICAGO	6	155	2	75t
Mark Duper	9/21/86	at N.Y. Jets	7	154	2	46t
* O.J. McDuffie	12/30/95	at Buffalo	11	154	1	31
Mark Clayton	10/23/88	N.Y. JETS	10	153	2	45t
Oronde Gadsden	12/27/98	at Atlanta	9	153	0	50
Chris Chambers	12/28/03	N.Y. JETS	9	153	1	24
Mark Clayton	12/17/84	DALLAS	4	150	3	63t
* Mark Duper	1/6/85	PITTSBURGH	5	148	2	41t
Terry Kirby	12/19/93	Buffalo	9	148	1	30t
Paul Warfield	9/19/71	at Denver	6	146	1	36
Chris Chambers	1/2/05	at Baltimore	4	146	1	76t
Tyreek Hill	12/4/22	at San Francisco	9	146	1	45t
Tyreek Hill	11/19/23	LAS VEGAS	10	146	1	38t
Duriel Harris	11/8/81	at New England	8	145	0	55
Mark Duper	12/14/86	at L.A. Rams	5	145	3	69t
Nat Moore	12/17/77	BUFFALO	5	144	1	67
Jaylen Waddle	11/24/24	NEW ENGLAND	8	144	1	29
Mark Clayton	9/30/84	at St. Louis	5	143	1	42
Mark Clayton	9/7/86	at San Diego	5	143	2	49t
Brandon Marshall	12/24/11	at New England	6	143	1	47
Tyreek Hill	11/6/22	at Chicago	7	143	1	39
Jaylen Waddle	12/25/22	GREEN BAY	5	143	1	84t
Jaylen Waddle	12/17/23	N.Y. JETS	8	142	1	60t
Otto Stowe	11/27/72	ST. LOUIS	6	140	2	37t
* Paul Warfield	12/25/71	at Kansas City	7	140	0	42
Paul Warfield	11/17/74	BUFFALO	4	139	1	54
Fred Barnett	12/8/96	N.Y. GIANTS	4	139	0	66
Brandon Marshall	9/12/11	New England	7	139	0	31



## DOLPHINS OUTSTANDING PERFORMANCES

### GAMES OF 100+ RECEIVING YARDS

PLAYER	DATE	OPPONENT	NO.	YDS.	TD	LG
Mark Clayton	9/1/91	at Buffalo	6	138	2	43t
Chris Chambers	12/15/02	OAKLAND	7	138	0	40
Patrick Cobbs	10/12/08	at Houston	3	138	2	80t
O.J. McDuffie	10/27/97	CHICAGO	7	137	0	55
DeVante Parker	12/29/19	at New England	8	137	0	28
<b>Jaylen Waddle</b>	<b>11/28/21</b>	<b>CAROLINA</b>	<b>9</b>	<b>137</b>	<b>1</b>	<b>57</b>
Lamar Thomas	12/21/98	DENVER	6	136	3	56t
O.J. McDuffie	9/7/97	TENNESSEE	8	135	0	50
Jarvis Landry	9/18/16	at New England	10	135	0	33
Kenny Stills	12/9/18	NEW ENGLAND	8	135	1	43
DeVante Parker	11/17/19	BUFFALO	7	135	0	50
Mark Duper	10/30/83	L.A. RAMS	7	134	1	46t
Mark Duper	12/9/91	CINCINNATI	7	134	1	43t
DeVante Parker	10/25/18	at Houston	6	134	0	46
Paul Warfield	12/10/72	at N.Y. Giants	4	132	1	44
Mark Duper	10/23/88	N.Y. JETS	6	132	0	56
O.J. McDuffie	11/8/98	INDIANAPOLIS	9	132	2	61t
Mike Gesicki	9/20/20	BUFFALO	8	130	1	27
<b>Tyreek Hill</b>	<b>9/8/24</b>	<b>JACKSONVILLE</b>	<b>7</b>	<b>130</b>	<b>1</b>	<b>80t</b>
Mark Duper	10/15/89	at Cincinnati	5	129	0	41
Davone Bess	11/25/12	Seattle	7	129	0	39
<b>Jaylen Waddle</b>	<b>10/16/22</b>	<b>MINNESOTA</b>	<b>6</b>	<b>129</b>	<b>0</b>	<b>49</b>
Bo Roberson	9/18/66	at Buffalo	5	128	1	54t
Marlin Briscoe	11/12/72	NEW ENGLAND	4	128	2	51t
Mark Clayton	12/3/89	at Kansas City	9	128	1	47
Chris Chambers	10/24/04	ST. LOUIS	3	128	1	71t
Duriel Harris	10/9/77	at Baltimore	4	127	0	47
Nat Moore	9/30/79	at N.Y. Jets	8	127	1	36
Mark Clayton	12/9/84	at Indianapolis	9	127	1	32
Brandon Marshall	10/17/10	at Green Bay	10	127	0	23
Brian Hartline	12/1/13	at N.Y. Jets	9	127	1	31t
Mike Wallace	11/24/13	CAROLINA	5	127	1	57
Jack Clancy	12/3/67	at Houston	7	126	1	44t
* Paul Warfield	1/2/72	BALTIMORE	2	125	1	75t
Mark Clayton	11/12/89	at N.Y. Jets	4	125	1	78t
Mark Duper	10/7/90	N.Y. JETS	5	125	2	69t
Howard Twilley	11/3/68	at San Diego	7	124	1	38
Nat Moore	10/10/76	at Baltimore	3	124	1	67t
Chris Chambers	12/22/01	at New England	7	124	0	44
Mark Duper	9/13/87	at New England	9	123	2	26
Oronde Gadsden	10/10/99	at Indianapolis	4	123	1	62
Marty Booker	10/10/04	at New England	7	123	0	45
Davone Bess	9/30/12	at Arizona	7	123	0	21
Paul Warfield	10/10/70	at N.Y. Jets	5	122	1	40
Mark Clayton	11/3/85	at New England	7	122	0	39
Mark Clayton	10/29/89	at Buffalo	7	122	1	44t
Mel Baker	12/15/74	NEW ENGLAND	4	121	2	46t
Nat Moore	9/23/79	CHICAGO	5	121	0	36
Mark Duper	11/20/83	BALTIMORE	5	121	1	85t
O.J. McDuffie	10/20/96	at Philadelphia	7	121	2	36
Chris Chambers	12/11/05	at San Diego	8	121	2	35t
Chris Chambers	12/3/06	JACKSONVILLE	8	121	0	46
<b>Jaylen Waddle</b>	<b>10/29/23</b>	<b>NEW ENGLAND</b>	<b>7</b>	<b>121</b>	<b>1</b>	<b>31t</b>
Paul Warfield	10/3/70	OAKLAND	3	120	2	54t
Tony Nathan	9/29/85	at Denver	10	120	0	73
Tony Martin	9/10/00	at Minnesota	6	120	0	44
Rishard Matthews	11/11/13	at Tampa Bay	11	120	2	19t
Jarvis Landry	9/25/16	Cleveland	7	120	1	42t
Duriel Harris	11/18/79	at Cleveland	4	119	0	51
Fred Banks	12/10/89	NEW ENGLAND	6	119	0	36
Oronde Gadsden	10/23/00	at N.Y. Jets	7	119	0	29
DeVante Parker	11/29/20	at N.Y. Jets	8	119	0	25
Tony Nathan	9/28/80	NEW ORLEANS	7	118	0	22
Mark Duper	10/16/88	SAN DIEGO	7	118	1	51
Fred Banks	12/12/88	CLEVELAND	6	118	0	46
* O.J. McDuffie	1/9/99	at Denver	9	118	0	23
Tony Martin	10/17/99	at New England	7	118	1	69t
Chris Chambers	9/7/03	HOUSTON	7	118	2	57t
Duriel Harris	9/9/79	SEATTLE	5	117	0	51
* Mark Duper	12/31/83	SEATTLE	9	117	1	32t
Ferrell Edmunds	11/27/88	at N.Y. Jets	2	117	1	80t



## DOLPHINS OUTSTANDING PERFORMANCES

### GAMES OF 100+ RECEIVING YARDS

PLAYER	DATE	OPPONENT	NO.	YDS.	TD	LG
Mark Ingram	11/27/94	at N.Y. Jets	9	117	4	28t
Davone Bess	12/6/09	NEW ENGLAND	10	117	1	19
Duriel Harris	11/12/76	BALTIMORE	5	116	0	44
Duriel Harris	11/25/79	at Baltimore	7	116	2	31t
Mark Clayton	11/27/88	at N.Y. Jets	7	116	2	31t
Oronde Gadsden	11/25/01	at Buffalo	8	116	0	42
DeVante Parker	1/3/21	at Buffalo	7	116	0	31
Mark Duper	11/30/86	ATLANTA	4	115	1	54t
Marty Booker	11/23/06	at Detroit	7	115	2	48
Mike Wallace	9/15/13	at Indianapolis	9	115	1	34
Rishard Matthews	9/20/15	at Jacksonville	6	115	0	48
Mike Gesicki	10/17/21	at Jacksonville	8	115	0	32
<b>Tyreek Hill</b>	<b>12/8/24</b>	<b>N.Y. JETS</b>	<b>10</b>	<b>115</b>	<b>1</b>	<b>21</b>
Jack Clancy	11/19/67	at Oakland	8	114	0	39
Nat Moore	9/25/77	at San Francisco	3	114	2	73t
Duriel Harris	11/30/81	PHILADELPHIA	9	114	1	39
* Tony Nathan	1/2/82	SAN DIEGO	9	114	1	32
Freddie Solomon	12/5/76	BUFFALO	5	114	1	53t
* Tony Nathan	1/6/85	PITTSBURGH	8	114	0	30
Oronde Gadsden	1/2/00	at Washington	9	114	1	26
Brian Hartline	9/8/13	at Cleveland	9	114	1	34t
Charles Clay	12/21/14	MINNESOTA	6	114	0	41
<b>Jaylen Waddle</b>	<b>12/17/22</b>	<b>at Buffalo</b>	<b>3</b>	<b>114</b>	<b>1</b>	<b>67t</b>
<b>Jaylen Waddle</b>	<b>11/24/23</b>	<b>at N.Y. Jets</b>	<b>8</b>	<b>114</b>	<b>0</b>	<b>32</b>
Joe Auer	9/17/67	DENVER	2	113	1	68t
Marlin Briscoe	9/15/74	at New England	9	113	1	20
Nat Moore	11/2/75	at Chicago	4	113	1	79t
Mark Duper	9/24/89	N.Y. JETS	6	113	0	26
* Mark Duper	1/12/91	at Buffalo	3	113	1	64t
Irving Fryar	11/20/94	at Pittsburgh	6	113	0	45
Irving Fryar	9/10/95	at New England	3	113	2	67t
Chris Chambers	11/11/01	at Indianapolis	3	113	2	74t
Rishard Matthews	9/27/15	BUFFALO	6	113	2	46t
<b>Jonnu Smith</b>	<b>11/28/24</b>	<b>at Green Bay</b>	<b>10</b>	<b>113</b>	<b>0</b>	<b>16</b>
Irving Fryar	11/13/94	CHICAGO	9	112	0	21
<b>Tyreek Hill</b>	<b>10/29/23</b>	<b>NEW ENGLAND</b>	<b>8</b>	<b>112</b>	<b>1</b>	<b>42t</b>
James McKnight	11/24/02	SAN DIEGO	3	111	1	77
Davone Bess	11/28/10	at Oakland	6	111	0	29
Greg Camarillo	11/2/08	at Denver	11	111	0	23
Brian Hartline	9/16/12	Oakland	9	111	0	21
Jarvis Landry	12/27/15	Indianapolis	7	111	0	26
DeVante Parker	12/22/19	CINCINNATI	5	111	1	51
Frank Jackson	12/18/66	HOUSTON	4	110	1	48t
Mark Clayton	10/7/84	at Pittsburgh	5	110	0	33
Mark Duper	11/2/86	HOUSTON	2	110	1	85t
Jim Jensen	11/6/88	at New England	12	110	0	17
Scott Swednes	12/18/88	at Pittsburgh	4	110	0	42
Tony Martin	10/4/93	Washington	4	110	1	80t
Irving Fryar	12/4/94	BUFFALO	5	110	2	45t
Irving Fryar	9/3/95	N.Y. JETS	5	110	2	50t
O.J. McDuffie	11/23/97	at New England	9	110	0	27
Marty Booker	10/22/06	GREEN BAY	7	110	1	40
Greg Camarillo	12/13/09	at Jacksonville	7	110	0	24
Jarvis Landry	9/20/15	at Jacksonville	8	110	0	36
DeVante Parker	10/4/20	SEATTLE	10	110	0	21
Jim Kiick	10/26/69	BUFFALO	3	109	1	53t
Duriel Harris	9/11/83	NEW ENGLAND	4	109	1	64t
Nat Moore	9/29/85	at Denver	5	109	1	69t
Mark Clayton	10/19/86	L.A. RAIDERS	4	109	1	68t
Mark Duper	11/16/86	at Buffalo	7	109	1	27t
* Keith Jackson	1/8/95	at San Diego	8	109	2	31
Tony Martin	12/5/99	INDIANAPOLIS	6	109	1	33t
Chris Chambers	9/16/07	DALLAS	9	109	0	24
Greg Camarillo	12/16/07	BALTIMORE	3	109	1	64t
Brandon Marshall	10/17/11	at N.Y. Jets	6	109	0	46
Charles Clay	9/15/13	at Indianapolis	5	109	0	67
<b>Jaylen Waddle</b>	<b>9/8/24</b>	<b>JACKSONVILLE</b>	<b>5</b>	<b>109</b>	<b>0</b>	<b>63</b>
Paul Warfield	10/31/71	at L.A. Rams	3	108	1	74t
Mark Clayton	12/12/88	CLEVELAND	8	108	2	21
O.J. McDuffie	11/6/94	INDIANAPOLIS	7	108	1	28t
Ted Ginn, Jr.	9/21/09	INDIANAPOLIS	11	108	0	21



## DOLPHINS OUTSTANDING PERFORMANCES

### GAMES OF 100+ RECEIVING YARDS

PLAYER	DATE	OPPONENT	NO.	YDS.	TD	LG
Jarvis Landry	12/17/16	at N.Y. Jets	3	108	1	66t
Mark Duper	12/2/85	CHICAGO	5	107	0	52
Scott Schwedes	11/12/89	at N.Y. Jets	3	107	1	65t
Terry Kirby	12/13/93	Pittsburgh	7	107	0	47
Anthony Fasano	11/14/10	TENNESSEE	5	107	1	31
Brian Hartline	11/4/12	at Indianapolis	8	107	0	35
Jakeem Grant Sr.	12/24/17	at Kansas City	4	107	1	65t
Larry Seiple	11/16/69	at Buffalo	8	106	0	25
Nat Moore	10/17/76	KANSAS CITY	5	106	0	39
* Duriel Harris	1/2/82	SAN DIEGO	6	106	0	34
Mark Clayton	10/28/84	BUFFALO	3	106	2	65t
Mark Clayton	9/15/85	INDIANAPOLIS	8	106	1	26
Tony Martin	12/1/91	TAMPA BAY	5	106	1	51
Mark Duper	12/15/91	at San Diego	8	106	0	39
O.J. McDuffie	11/10/96	INDIANAPOLIS	6	106	1	36
Charles Jordan	11/30/97	at Oakland	5	106	2	44t
Brandon Marshall	12/19/10	BUFFALO	11	106	1	16
Brandon Marshall	11/6/11	at Kansas City	8	106	1	30
DeVante Parker	1/3/16	NEW ENGLAND	5	106	1	46
DeVante Parker	9/18/16	at New England	8	106	0	28
Kenny Stills	9/9/18	TENNESSEE	4	106	2	75t
<b>Jaylen Waddle</b>	<b>10/30/22</b>	<b>at Detroit</b>	<b>8</b>	<b>106</b>	<b>2</b>	<b>29t</b>
Preston Williams	10/11/20	at San Francisco	4	106	1	47
Nat Moore	11/4/84	at N.Y. Jets	5	105	1	37t
Andre Brown	10/29/89	at Buffalo	5	105	1	44t
O.J. McDuffie	12/13/98	N.Y. JETS	11	105	1	20
Mike Wallace	10/6/13	BALTIMORE	7	105	0	49
Mike Wallace	12/15/13	NEW ENGLAND	6	105	1	39
<b>Tyreek Hill</b>	<b>12/29/24</b>	<b>at Cleveland</b>	<b>9</b>	<b>105</b>	<b>0</b>	<b>25</b>
Joe Auer	11/27/66	NEW ENGLAND	5	104	1	22
Karl Noonan	9/14/68	HOUSTON	7	104	1	44
Paul Warfield	10/3/71	N.Y. JETS	4	104	0	—
Paul Warfield	9/15/74	at New England	5	104	0	39
Howard Twilley	10/17/76	KANSAS CITY	8	104	1	20
Mark Clayton	12/13/87	at Philadelphia	7	104	2	21
Tony Martin	10/13/91	at Kansas City	4	104	0	54
Chris Chambers	11/7/04	ARIZONA	7	104	0	30
Marty Booker	9/11/05	DENVER	5	104	1	60t
Mike Wallace	12/14/14	at New England	5	104	1	50
Paul Warfield	12/15/73	DETROIT	6	103	4	29
Irving Fryar	9/26/93	at Buffalo	7	103	1	36t
Mark Ingram	10/31/93	Kansas city	4	103	1	77t
Irving Fryar	11/7/93	at N.Y. Jets	6	103	1	65t
Irving Fryar	11/27/94	at N.Y. Jets	5	103	0	25
Oronde Gadsden	12/5/99	INDIANAPOLIS	6	103	1	24t
Chris Chambers	11/21/04	at Seattle	9	103	1	28
Marty Booker	12/10/06	NEW ENGLAND	8	103	1	32t
Brandon Marshall	11/24/11	at Dallas	5	103	1	39
DeVante Parker	11/13/16	at San Diego	5	103	0	56
Jarvis Landry	12/11/16	ARIZONA	4	103	0	71
<b>Tyreek Hill</b>	<b>12/25/22</b>	<b>GREEN BAY</b>	<b>4</b>	<b>103</b>	<b>0</b>	<b>52</b>
Jack Clancy	10/8/67	KANSAS CITY	6	102	0	28
Larry Seiple	11/2/69	at N.Y. Jets	7	102	2	29t
Nat Moore	11/9/75	N.Y. JETS	4	102	0	63
Nat Moore	12/15/79	N.Y. JETS	5	102	0	34
Tony Nathan	11/20/80	SAN DIEGO	7	102	1	20
Mark Duper	9/28/86	SAN FRANCISCO	7	102	0	24
Mark Duper	10/5/86	at New England	4	102	0	45
Mark Clayton	12/10/89	NEW ENGLAND	6	102	0	34
Mark Clayton	12/24/89	KANSAS CITY	6	102	1	35
O.J. McDuffie	11/29/98	NEW ORLEANS	9	102	3	22t
Tony Martin	12/27/99	N.Y. JETS	6	102	1	32t
Oronde Gadsden	11/4/01	CAROLINA	5	102	0	61
Chris Chambers	9/29/02	at Kansas City	6	102	0	38
Randy McMichael	10/19/03	NEW ENGLAND	8	102	0	22
Marty Booker	11/13/05	NEW ENGLAND	5	102	0	35
Brandon Marshall	12/26/10	DETROIT	10	102	0	14
* Jarvis Landry	1/8/17	at Pittsburgh	11	102	0	17
<b>Jaylen Waddle</b>	<b>9/25/22</b>	<b>BUFFALO</b>	<b>4</b>	<b>102</b>	<b>0</b>	<b>45</b>
<b>Tyreek Hill</b>	<b>11/24/23</b>	<b>at N.Y. Jets</b>	<b>9</b>	<b>102</b>	<b>1</b>	<b>35</b>
Jim Mandich	9/29/74	at San Diego	4	101	0	44



## DOLPHINS OUTSTANDING PERFORMANCES

### GAMES OF 100+ RECEIVING YARDS

PLAYER	DATE	OPPONENT	NO.	YDS.	TD	LG
* Tony Nathan	1/4/86	CLEVELAND	10	101	0	39
Tony Nathan	9/28/86	SAN FRANCISCO	10	101	0	18
Mark Duper	10/19/86	L.A. RAIDERS	5	101	0	44
Tony Martin	9/13/99	at Denver	4	101	0	40
Chris Chambers	11/25/01	at Buffalo	5	101	2	32t
Chris Chambers	11/27/05	at Oakland	6	101	0	24
Chris Chambers	9/23/07	at N.Y. Jets	6	101	0	26
<b>Jonnu Smith</b>	<b>11/17/24</b>	<b>LAS VEGAS</b>	<b>6</b>	<b>101</b>	<b>2</b>	<b>57t</b>
Mark Duper	11/1/87	PITTSBURGH	5	100	1	50t
Mark Clayton	9/29/91	at N.Y. Jets	7	100	1	25
Mark Duper	11/16/92	BUFFALO	5	100	0	55
Keith Jackson	9/18/94	N.Y. JETS	6	100	0	35
Charles Jordan	9/14/97	at Green Bay	4	100	1	44
Kenny Stills	10/23/16	BUFFALO	5	100	1	66t

### GAMES OF 100+ RUSHING YARDS

PLAYER	DATE	OPPONENT	ATT.	YDS.	TD	LG
Ricky Williams	12/1/02	at Buffalo	27	228	2	55t
Ricky Williams	12/9/02	CHICAGO	31	216	2	63t
Jay Ajayi	10/23/16	BUFFALO	28	214	1	53
* Lamar Smith	12/30/00	INDIANAPOLIS	40	209	2	24
Jay Ajayi	12/24/16	at Buffalo	32	206	1	57
Jay Ajayi	10/16/16	PITTSBURGH	25	204	2	62t
<b>De'Von Achane</b>	<b>9/24/23</b>	<b>DENVER</b>	<b>18</b>	<b>203</b>	<b>2</b>	<b>67t</b>
Reggie Bush	12/18/11	at Buffalo	25	203	1	76t
+ Mercury Morris	9/30/73	NEW ENGLAND	15	197	3	70t
Ricky Williams	12/29/02	at New England	31	185	2	30
Lamar Miller	12/28/14	N.Y. JETS	19	178	1	97t
Lamar Miller	10/25/15	HOUSTON	14	175	1	85t
Gary Davis	12/17/77	BUFFALO	26	172	1	60t
Ricky Williams	12/24/05	TENNESSEE	26	172	1	35
Reggie Bush	9/16/12	Oakland	26	172	2	65t
Troy Stradford	11/22/87	at Dallas	17	169	1	51
Sammie Smith	9/9/90	at New England	23	159	1	27
Lamar Smith	1/6/02	BUFFALO	30	158	1	25
Ronnie Brown	11/5/06	at Chicago	29	157	0	27
Lamar Smith	10/23/00	at N.Y. Jets	23	155	2	68t
Ricky Williams	9/21/03	BUFFALO	42	153	1	21
Karim Abdul-Jabbar	12/22/96	at N.Y. Jets	30	152	1	17t
Abner Haynes	9/17/67	DENVER	12	151	2	65t
Delvin Williams	11/9/80	at Los Angeles	12	151	0	65
Ricky Williams	9/22/02	N.Y. JETS	24	151	1	53t
<b>De'Von Achane</b>	<b>10/8/23</b>	<b>N.Y. GIANTS</b>	<b>11</b>	<b>151</b>	<b>1</b>	<b>76t</b>
Bernie Parmalee	10/16/94	L.A. RAIDERS	30	150	0	26
Lorenzo Hampton	11/24/86	N.Y. JETS	19	148	2	54t
Mark Higgs	9/1/91	at Buffalo	30	146	1	20
** Larry Csonka	1/13/74	vs. Minnesota	33	145	2	14t
Lamar Smith	9/3/00	SEATTLE	27	145	1	36
Mercury Morris	11/11/73	BALTIMORE	12	144	2	53t
Delvin Williams	11/12/78	at Buffalo	26	144	2	26t
Lamar Smith	10/7/01	NEW ENGLAND	29	144	1	17
Ricky Williams	11/24/02	SAN DIEGO	29	143	2	19
Leroy Harris	12/5/77	BALTIMORE	17	140	1	77t
Benny Malone	10/9/77	at Baltimore	12	139	2	62t
Larry Csonka	10/24/71	at N.Y. Jets	20	137	2	21t
Ronnie Brown	9/21/09	INDIANAPOLIS	24	136	2	19
<b>Raheem Mostert</b>	<b>12/17/22</b>	<b>at Buffalo</b>	<b>17</b>	<b>136</b>	<b>0</b>	<b>67</b>
Delvin Williams	9/17/78	BUFFALO	24	135	1	18t
Ronnie Brown	9/30/07	OAKLAND	15	134	1	60
Knowshon Moreno	9/7/14	NEW ENGLAND	24	134	1	15
Ricky Williams	9/15/02	at Indianapolis	24	132	0	19
Ronnie Brown	9/25/05	CAROLINA	23	132	1	58
Mark Higgs	12/1/91	TAMPA BAY	25	131	1	19t
Jay Ajayi	10/15/17	at Atlanta	26	130	0	18
Andra Franklin	12/5/82	MINNESOTA	28	129	1	12t
Bernie Parmalee	12/12/94	KANSAS CITY	19	127	1	47t
Karim Abdul-Jabbar	11/15/98	at Carolina	25	127	1	30
Ronnie Brown	10/15/06	at N.Y. Jets	22	127	1	26
Mercury Morris	10/5/75	at Green Bay	31	125	0	11
Lamar Smith	11/5/00	at Detroit	24	125	2	46t
Ricky Williams	9/14/03	at N.Y. Jets	34	125	1	22



## DOLPHINS OUTSTANDING PERFORMANCES

### GAMES OF 100+ RUSHING YARDS

PLAYER	DATE	OPPONENT	ATT.	YDS.	TD	LG
Ronnie Brown	10/5/08	SAN DIEGO	24	125	1	13
Mercury Morris	10/26/75	at Buffalo	20	124	0	35
Karim Abdul-Jabbar	9/15/96	N.Y. JETS	23	124	2	29
Jesse Chatman	11/11/07	BUFFALO	27	124	0	23
Larry Csonka	12/2/74	CINCINNATI	24	123	0	24
Sammie Smith	11/5/89	Indianapolis	25	123	0	25
Bernie Parmalee	10/30/94	at New England	25	123	0	17
Sammy Morris	12/10/06	NEW ENGLAND	25	123	1	44
Kalen Ballage	12/16/18	at Minnesota	12	123	1	75t
Jay Ajayi	9/17/17	at L.A. Chargers	28	122	0	20
Salvon Ahmed	12/20/20	NEW ENGLAND	22	122	1	31
Larry Csonka	11/9/69	at Boston	16	121	1	54t
Jim Kiick	10/24/71	at N.Y. Jets	17	121	0	24
<b>Raheem Mostert</b>	<b>9/17/23</b>	<b>at New England</b>	<b>18</b>	<b>121</b>	<b>2</b>	<b>43t</b>
<b>De'Von Achane</b>	<b>1/5/25</b>	<b>at N.Y. Jets</b>	<b>11</b>	<b>121</b>	<b>1</b>	<b>61</b>
Don Nottingham	9/28/75	at New England	16	120	1	40t
Troy Stradford	12/7/87	N.Y. JETS	30	120	3	21
Bernie Parmalee	10/22/95	at N.Y. Jets	24	120	0	25
Kenyan Drake	12/3/17	DENVER	23	120	1	42t
<b>De'Von Achane</b>	<b>12/22/24</b>	<b>SAN FRANCISCO</b>	<b>17</b>	<b>120</b>	<b>1</b>	<b>50t</b>
Benny Malone	10/31/76	NEW ENGLAND	21	119	0	17
Delvin Williams	9/3/78	at N.Y. Jets	11	119	1	58t
Tony Nathan	12/6/81	NEW ENGLAND	17	119	0	24
Ricky Williams	11/19/09	at Carolina	22	119	2	46t
<b>Jeff Wilson Jr.</b>	<b>11/13/22</b>	<b>vs. Cleveland</b>	<b>17</b>	<b>119</b>	<b>1</b>	<b>20</b>
Larry Csonka	9/17/72	at Kansas City	21	118	1	17t
Benny Malone	10/24/76	at Tampa Bay	22	118	1	28
* Larry Csonka	12/30/73	OAKLAND	29	117	3	15
Duke Johnson	1/9/22	NEW ENGLAND	25	117	1	27
<b>Raheem Mostert</b>	<b>10/15/23</b>	<b>CAROLINA</b>	<b>17</b>	<b>115</b>	<b>2</b>	<b>49</b>
Mercury Morris	11/7/71	BUFFALO	13	116	1	45
Delvin Williams	10/22/78	at New England	19	116	1	24
Larry Csonka	12/6/70	NEW ENGLAND	21	115	1	30
Karim Abdul-Jabbar	9/1/96	NEW ENGLAND	26	115	1	14
Ronnie Brown	12/31/06	at Indianapolis	21	115	0	47
Ronnie Brown	10/4/09	BUFFALO	20	115	2	38
Ricky Williams	11/29/09	at Buffalo	27	115	1	11
Larry Csonka	11/27/72	ST. LOUIS	16	114	0	20
Larry Csonka	10/15/73	at Cleveland	21	114	2	13
* Larry Csonka	12/21/74	at Oakland	24	114	0	26
Mercury Morris	10/19/75	at N.Y. Jets	16	114	1	49
Mark Higgs	10/24/93	Indianapolis	17	114	0	31
Ronnie Brown	10/7/07	at Houston	23	114	1	22
Kenyan Drake	12/11/17	NEW ENGLAND	25	114	0	31
Mercury Morris	12/3/72	at New England	15	113	0	20
Ronnie Brown	9/21/08	at New England	17	113	4	62t
Reggie Bush	12/24/11	at New England	22	113	0	12
Lamar Miller	10/18/15	at Tennessee	19	113	1	22
Lamar Miller	12/6/15	BALTIMORE	20	113	0	22
<b>Raheem Mostert</b>	<b>10/9/22</b>	<b>at N.Y. Jets</b>	<b>18</b>	<b>113</b>	<b>1</b>	<b>24</b>
** Larry Csonka	1/14/73	vs. Washington	15	112	0	22
* Andra Franklin	1/8/83	NEW ENGLAND	26	112	1	13
Ronnie Brown	9/23/07	at N.Y. Jets	23	112	2	13
Jim Kiick	11/10/68	at Buffalo	23	111	1	25t
Benny Malone	10/3/76	L.A. RAMS	19	111	1	20
Mark Higgs	9/8/91	INDIANAPOLIS	27	111	0	24
Mark Higgs	9/20/92	L.A. RAMS	23	111	0	12
Ricky Williams	9/8/02	DETROIT	20	111	2	37
Ricky Williams	12/21/03	at Buffalo	29	111	0	22
Jay Ajayi	11/6/16	N.Y. JETS	24	111	1	20t
Troy Stradford	11/1/87	PITTSBURGH	19	110	1	13
Ronnie Brown	12/25/06	N.Y. JETS	18	110	0	17
Lorenzo Hampton	12/22/86	NEW ENGLAND	13	109	0	20
Larry Csonka	11/30/70	at Atlanta	19	108	1	18
Jim Kiick	9/26/71	at Buffalo	20	108	0	16
Benny Malone	11/3/74	ATLANTA	24	108	1	13
Leroy Harris	11/20/77	at Cincinnati	20	108	0	16
Sammie Smith	12/30/90	INDIANAPOLIS	29	108	1	13
Mark Higgs	11/21/93	New England	19	108	0	29
Karim Abdul-Jabbar	10/19/97	at Baltimore	22	108	3	15
Karim Abdul-Jabbar	9/6/98	at Indianapolis	23	108	1	16
Karim Abdul-Jabbar	9/20/98	PITTSBURGH	33	108	1	18



## DOLPHINS OUTSTANDING PERFORMANCES

### GAMES OF 100+ RUSHING YARDS

PLAYER	DATE	OPPONENT	ATT.	YDS.	TD	LG
Ricky Williams	1/1/06	at New England	28	108	1	09
Ricky Williams	12/13/09	at Jacksonville	28	108	1	12
Lamar Miller	9/21/14	KANSAS CITY	15	108	0	24
Larry Csonka	10/22/72	BUFFALO	18	107	1	21
Mercury Morris	11/19/72	N.Y. JETS	23	107	2	20t
Larry Csonka	11/4/73	at N.Y. Jets	19	107	0	16
Norm Bulaich	9/13/76	at Buffalo	19	107	0	26
Delvin Williams	10/9/78	CINCINNATI	24	107	0	19
Andra Franklin	12/12/82	at New England	23	107	0	15
Mark Higgs	11/8/92	at Indianapolis	20	107	1	22
Lamar Smith	12/10/01	INDIANAPOLIS	28	107	0	17
Ricky Williams	11/23/03	WASHINGTON	23	107	2	24t
Ricky Williams	12/15/03	PHILADELPHIA	18	107	1	45
Daniel Thomas	9/18/11	Houston	18	107	0	14
Duke Johnson	12/19/21	N.Y. Jets	22	107	2	12
<b>De'Von Achane</b>	<b>12/31/23</b>	<b>at Baltimore</b>	<b>14</b>	<b>107</b>	<b>0</b>	<b>45</b>
Jim Kick	12/2/69	at N.Y. Jets	15	106	0	27
Mercury Morris	11/5/72	at Buffalo	11	106	2	33
* Mercury Morris	12/23/73	CINCINNATI	20	106	1	25
Larry Csonka	9/29/74	at San Diego	21	106	2	14
J.J. Johnson	11/21/99	NEW ENGLAND	31	106	1	14
Ronnie Brown	10/30/05	at New Orleans	23	106	0	35
Benny Malone	10/16/77	N.Y. JETS	22	105	1	15t
Joe Carter	10/14/84	HOUSTON	13	105	1	25
Ricky Williams	10/6/02	NEW ENGLAND	36	105	0	12
Ricky Williams	11/16/03	BALTIMORE	36	105	0	16
Ricky Williams	11/9/08	SEATTLE	12	105	1	51t
Lamar Miller	10/31/13	CINCINNATI	16	105	0	41
Daniel Thomas	12/8/13	at Pittsburgh	16	105	1	55
Jim Kick	10/6/68	at Houston	26	104	0	12
Larry Csonka	11/29/71	CHICAGO	16	104	1	19
Larry Csonka	9/16/73	SAN FRANCISCO	22	104	0	25
Benny Malone	10/27/74	BALTIMORE	19	104	1	23t
Benny Malone	12/8/74	at Baltimore	17	104	0	17
Gary Davis	11/24/77	at St. Louis	20	104	0	16
Karim Abdul-Jabbar	11/3/96	at New England	29	104	2	15
Ricky Williams	11/27/03	at Dallas	31	104	0	15
Reggie Bush	12/16/12	Jacksonville	21	104	0	53
Larry Csonka	9/26/71	at Buffalo	20	103	1	17
Andra Franklin	9/12/82	at N.Y. Jets	28	103	2	18
Bernie Parmalee	11/5/95	at San Diego	19	103	0	40
Karim Abdul-Jabbar	11/9/97	N.Y. JETS	25	103	2	13
Reggie Bush	10/30/11	at N.Y. Giants	15	103	0	35
Reggie Bush	12/11/11	Philadelphia	14	103	0	16
Larry Csonka	10/8/72	at N.Y. Jets	18	102	0	15
Don Nottingham	10/27/74	BALTIMORE	19	102	1	24
Don Nottingham	10/5/75	at Green Bay	21	102	3	14
Bernie Parmalee	11/26/95	at Indianapolis	20	102	0	15
Ricky Williams	11/17/02	BALTIMORE	26	102	2	18
Ricky Williams	11/15/09	TAMPA BAY	20	102	0	27
Andra Franklin	11/1/81	BALTIMORE	23	101	0	15
Ricky Williams	12/15/02	OAKLAND	27	101	0	16
Ronnie Brown	10/14/07	at Cleveland	19	101	0	15
Ronnie Brown	11/16/08	OAKLAND	16	101	0	21
Frank Gore	10/14/18	CHICAGO	15	101	0	32
<b>De'Von Achane</b>	<b>10/1/23</b>	<b>at Buffalo</b>	<b>8</b>	<b>101</b>	<b>2</b>	<b>55</b>
Mercury Morris	10/28/73	at New England	14	100	1	11
Terry Kirby	9/18/94	N.Y. JETS	15	100	1	30
Lamar Smith	12/3/00	at Buffalo	28	100	0	22
Reggie Bush	12/4/11	OAKLAND	22	100	1	29

\* Playoff Game

\*\* Super Bowl

+ Single-game record by two rushers, 277 yards; includes Larry Csonka 18 for 80.



## OPPONENT INDIVIDUAL RECORDS

The following individual records relate solely to play against the Miami Dolphins. They include National Football League regular-season statistics only – with the exception of those single-game records marked by “\*” or “\*\*”

\* - Playoff Game

\*\* - Super Bowl

### SERVICE

#### MOST GAMES PLAYED

36	Tom Brady, NE (2001-19), TB (2021)
32	Pat Leahy, N.Y. Jets (1974-91)
31	Matthew Slater, NE (2008-23)
28	Andre Reed, Buffalo (1985-99)
28	Jim Ritcher, Buffalo (1980-95)
28	Bruce Smith, Buff., Wash. (1985-03)

### RUSHING

#### MOST RUSHING YARDS

##### CAREER

1,620	Thurman Thomas, Buffalo (20 games), 364 att.
1,507	Freeman McNeil, N.Y. Jets (21 games), 281 att.
1,507	Curtis Martin, N.E., N.Y. Jets (20 games), 409 att.
1,177	O.J. Simpson, Buffalo (16 games), 240 att.
1,065	Eric Dickerson, L.A. Rams, Ind., L.A. Raiders (11 games), 231 att.

##### GAME

203	O.J. Simpson, Buffalo (12/5/76 at Miami), 24 att.
203	Rueben Mayes, New Orleans (12/7/86 at New Orleans), 28 att.
199	Earl Campbell, Houston (11/20/78 at Houston), 28 att.
*199	Terrell Davis, Denver (1/9/99 at Denver), 21 att.
179	Justin Fargas, Oakland (9/30/07 at Miami), 22 att.

#### MOST RUSHING ATTEMPTS

##### CAREER

409	Curtis Martin, N.E., N.Y. Jets (20 games)
364	Thurman Thomas, Buffalo (20 games)
281	Freeman McNeil, N.Y. Jets (21 games)
240	O.J. Simpson, Buffalo (16 games)
235	Lydell Mitchell, S.D., Balt. (12 games)

##### GAME

**38	John Riggins, Washington (1/30/83 at Pasadena), 166 yards
38	Lee Suggs, Cleveland (12/26/04 at Miami), 143 yards
36	James Jones, Detroit (10/27/85 at Detroit), 114 yards
36	Curtis Martin, N.Y. Jets (10/4/98 at New York), 108 yards
35	Lydell Mitchell, Baltimore (12/9/73 at Baltimore), 104 yards
35	Thurman Thomas, Buffalo (12/17/95 at Buffalo), 148 yards
35	Travis Henry, Buffalo (12/1/02 at Buffalo), 151 yards

#### MOST RUSHING TOUCHDOWNS

##### CAREER

13	Curtis Martin, N.E., N.Y. Jets (20 games)
9	Jim Nance, Boston, N.Y. Jets (12 games)
8	Thurman Thomas, Buffalo (20 games)
7	Marcus Allen, Oak./L.A. Raiders, K.C.

##### GAME

4	Earl Campbell, Houston (11/20/78 at
3	Paul Robinson, Cincinnati (11/17/68 at Cincinnati)

3	Don McCauley, Baltimore (11/23/75 at Miami)
3	Marcus Allen, L.A. Raiders (12/2/84 at Miami)
3	Merril Hoge, Pittsburgh (11/26/89 at Miami)
3	Ernest Byner, Washington (12/2/90 at Washington)
3	Rod Bernstein, San Diego (12/15/91 at San Diego)
3	Kenneth Davis, Buffalo (12/19/93 at Miami)
3	Natrone Means, San Diego (12/27/93 at San Diego)
3	Curtis Martin, New England (11/3/96 at New England)
3	Daunte Culpepper, Oakland (9/30/07 at Miami)

#### HIGHEST RUSHING AVERAGE

##### CAREER (min: 75 att.)

7.3	Josh Allen, Buffalo (14 games), 89/647 yards
5.4	Freeman McNeil, N.Y. Jets (21 games), 281/1,507 yards
5.1	Jim Nance, Bos./NYJ (12 games), 183/933 yards
5.02	Mosi Tatupu, New England (25 games), 90/452 yards
5.01	Hoyle Granger, Houston (9 games), 142/712 yards

##### GAME (min: 10 att.)

11.9	Justin Fields, Chicago (11/6/22 at Chicago), 15/178 yards
11.3	Colin Kaepernick, San Francisco (11/27/16 at Miami), 10/113 yards
11.1	Laurence Maroney, New England (12/23/07 at New England), 14/156 yards
10.4	Curtis Brown, Buffalo (11/12/78 at Buffalo), 11/114 yards
10.2	Johnny Hector, N.Y. Jets (12/22/91 at Miami), 13/132 yards

#### MOST 100-YARD RUSHING GAMES

7	Eric Dickerson, L.A. Rams, Ind., L.A. (11 games)
6	Thurman Thomas, Buffalo (20 games)
5	Freeman McNeil, N.Y. Jets (21 games)
5	Jim Nance, Bost., N.Y. Jets (12 games)
5	Curtis Martin, N.E., N.Y. Jets (20 games)

#### LONGEST RUNS FROM SCRIMMAGE

*90t	Fred Taylor, Jacksonville (1/15/00 at Jacksonville)
81t	Earl Campbell, Houston (11/20/78 at Houston)
80t	Carl Garrett, Boston (11/9/69 at Boston)
79t	Lamar Jackson, Baltimore (9/18/22 at Baltimore)
77t	Fred Taylor, Jacksonville (10/12/98 at Jacksonville)
76t	Robert Holmes, Kansas City (9/28/68 at Miami)
75t	O.J. Simpson, Buffalo (12/5/76 at Miami)
75t	Reuben Droughns, Cleveland (11/20/05 at Cleveland)
71	Kerryon Johnson, Detroit (10/21/18 at Miami)
70t	Ahman Green, Green Bay (10/22/06 at Miami)

### PASSING

#### MOST PASSING YARDS

##### CAREER

8,596	Tom Brady, NE, TB (36 games)
5,397	Drew Bledsoe, NE, Buff. (22 games)
4,902	Joe Ferguson, Buff., TB, Ind. (25 games)
4,560	Jim Kelly, Buffalo (20 games)
3,837	Ken O'Brien, N.Y. Jets, Phil. (17 games)



## OPPONENT INDIVIDUAL RECORDS

### GAME

517	Tom Brady, New England (9/12/11 at Miami), 32 of 48
479	Ken O'Brien, N.Y. Jets (9/21/86 at New York), 29 of 43
436	James Harris, L.A. Rams (10/3/76 at Miami), 17 of 29
*433	Dan Fouts, San Diego (1/2/82 at Miami), 33 of 53
433	Andrew Luck, Indianapolis (11/4/12 at Indianapolis), 30 of 48

### MOST PASS ATTEMPTS

#### CAREER

1,170	Tom Brady, NE, TB (36 games)
765	Drew Bledsoe, N.E., Buff. (22 games)
722	Joe Ferguson, Buff., T.B., Ind. (25 games)
621	Jim Kelly, Buffalo (20 games)
521	Steve Grogan, New England (22 games)

### GAME

63	Josh Allen, Buffalo (9/25/22 at Miami), 42 completions
61	Jared Goff, L.A. Rams (11/1/20 at Miami), 35 completions
59	Vinny Testaverde, N.Y. Jets (10/23/00 at New York), 36 completions
56	Dan Fouts, San Diego (11/18/84 at San Diego), 37 completions
56	Tom Brady, New England (9/7/14 at Miami), 29 completions
56	Andy Dalton, Cincinnati (12/22/19 at Miami), 33 completions

### MOST PASS COMPLETIONS

#### CAREER

717	Tom Brady, NE, TB (36 games)
418	Joe Ferguson, Buff., T.B., Ind. (25 games)
412	Drew Bledsoe, N.E., Buff. (22 games)
388	Jim Kelly, Buffalo (20 games)
316	Josh Allen, Buffalo (14 games)

### GAME

42	Josh Allen, Buffalo (9/25/22 at Miami), 63 att.
39	Justin Herbert, L.A. Chargers (12/11/22 at Los Angeles), 51 att.
38	Joe Ferguson, Buffalo (10/9/83 at Miami), 55 att.
37	Dan Fouts, San Diego (11/18/84 at San Diego), 56 att.
36	Vinny Testaverde, N.Y. Jets (10/23/00 at New York), 59 att.
36	Joe Flacco, Baltimore (12/4/16 at Baltimore), 47 att.

### MOST CONSECUTIVE PASS COMPLETIONS

15	Steve DeBerg, San Francisco (11/16/80 at Miami)
----	---

### MOST TOUCHDOWN PASSES

#### CAREER

72	Tom Brady, N.E., T.B. (36 games)
37	Josh Allen, Buffalo, (14 games)
30	Drew Bledsoe, N.E., Buff. (22 games)
26	Joe Ferguson, Buff., T.B., Ind. (25 games)
25	Ken O'Brien, N.Y. Jets, Phil. (17 games)

### GAME

6	Tom Brady, New England (10/21/07 at Miami)
5	Len Dawson, Kansas City (10/8/67 at Kansas City)
	Babe Parilli, Boston (10/15/67 at Boston)
5	Joe Ferguson, Buffalo (10/9/83 at Miami)

5	Vinny Testaverde, N.Y. Jets (10/23/00 at New York)
5	Trent Green, Kansas City (9/29/02 at Kansas City)
5	Deshaun Watson, Houston (10/25/18 at Houston)
5	Lamar Jackson, Baltimore (9/8/19 at Miami)
5	Tom Brady, Tampa Bay (10/10/21 at Tampa Bay)
5	Lamar Jackson, Baltimore (12/31/23 at Baltimore)

### MOST PASSES HAD INTERCEPTED

#### CAREER

33	Joe Ferguson, Buff., T.B., Ind. (25 games)
29	Drew Bledsoe, NE, Buff. (22 games)
27	Tom Brady, NE, TB (36 games)
25	Richard Todd, N.Y. Jets (14 games)
25	Steve Grogan, New England (22 games)

### GAME

6	Joe Namath, N.Y. Jets (10/19/75 at New York), 24 att.
6	Donald Hollas, Oakland (12/6/98 at Oakland), 31 att.
*5	Mike Phipps, Cleveland (12/24/72 at Miami), 23 att.
5	Bill Troup, Baltimore (9/10/78 at Baltimore), 33 att.
5	Ken Stabler, Oakland (12/10/78 at Miami), 36 att.
5	Joe Ferguson, Buffalo (9/7/80 at Buffalo), 32 att.
5	Joe Ferguson, Buffalo (11/21/82 at Buffalo), 28 att.
*5	Dan Fouts, San Diego (1/6/83 at Miami), 34 att.
*5	Richard Todd, N.Y. Jets (1/23/83 at Miami), 37 att.
5	Richard Todd, N.Y. Jets (10/16/83 at New York), 26 att.
5	Drew Bledsoe, New England (11/21/99 at Miami), 34 att.

### HIGHEST COMPLETION PERCENTAGE

#### CAREER (min: 100 attempts)

72.6	Lamar Jackson, Bal. (four games), 82 of 113 att.
70.7	Justin Herbert, LAC, (three games), 82 of 116 att.
69.9	Troy Aikman, Dallas (four games), 102 of 146 att.
69.0	Mac Jones, N.E. (six games), 140 of 203 att.
68.9	Warren Moon, Hou., Minn. (six games), 102 of 148 att.

#### GAME (min: 20 attempts)

87.1	Eli Manning, N.Y. Giants (12/14/15 at Miami), 27 of 31
85.7	Ben Roethlisberger, Pittsburgh (11/26/07 at Pittsburgh), 18 of 21
85.7	Lamar Jackson, Baltimore (12/31/23 at Baltimore), 18 of 21
85.0	Lamar Jackson, Baltimore (9/8/19 at Miami), 17 of 20
84.0	Tom Brady, New England (10/21/07 at Miami), 21 of 25
84.0	Josh Allen, Buffalo (10/1/23 at Buffalo), 21 of 25

### MOST 300-YARD PASSING GAMES

#### CAREER

9	Tom Brady, NE, TB (36 games)
6	Drew Bledsoe, N.E., Buff. (22 games)
6	Philip Rivers, San Diego/L.A. Chargers (nine games)
5	Josh Allen, Buffalo (14 games)
4	Derek Carr, Oakland/Las Vegas (five games)

### LONGEST PASS PLAYS

99t	Tom Brady to Wes Welker (9/12/11 vs. New England)
93t	Mike Livingston to Otis Taylor, 79 yards; lateral to Robert Holmes, 14 yards (10/19/69 at Kansas City)
92t	Joe Ferguson to Frank Lewis (9/17/78 vs. Buffalo)
89t	Len Dawson to Otis Taylor (11/13/66 at Kansas City)
89t	Joe Namath to Richard Caster (10/7/74 at N.Y. Jets)
87t	Charlie Batch to Heath Miller (9/7/06 at Pittsburgh)
86t	Aaron Rodgers to Greg Jennings (10/17/10 at Green Bay)



## OPPONENT INDIVIDUAL RECORDS

85t	Derek Carr to Nelson Agholor (12/26/20 at Las Vegas)
84t	Drew Bledsoe to Ben Coates (11/3/96 at New England)
84t	Eli Manning to Odell Beckham Jr. (12/14/15 vs. N.Y. Giants)
83t	Jim Kelly to Andre Reed (12/4/94 vs. Buffalo)
83t	Lamar Jackson to Marquise Brown (9/8/19 vs. Baltimore)
*82t	Daryle Lamonica to Rod Sherman (12/27/70 at Oakland)
82t	Dan Pastorini to Charlie Joiner (9/24/72 vs. Houston)
82t	Tom Brady to Troy Brown (10/19/03 vs. New England)
81t	Tom Brady to Sam Aiken (12/6/09 vs. New England)
80t	Sam Wyche to Bob Trumpy (11/17/68 vs. Cincinnati)
80t	Ken Anderson to Isaac Curtis (11/28/83 vs. Cincinnati)
80t	Warren Moon to Butch Woolfolk (9/8/85 at Houston)
80t	Mike Pagel to Wayne Capers (11/17/85 at Indianapolis)
80t	John Friesz to Brian Blades (10/6/96 vs. Seattle)
80t	Alex Van Pelt to Eric Moulds (11/25/01 at Buffalo)
80t	Peyton Manning to Dallas Clark (9/21/09 vs. Indianapolis)

### RECEIVING

#### MOST RECEPTIONS

##### CAREER

122	Andre Reed, Buffalo (28 games)
99	Wes Welker, N.E., Den. (12 games)
84	Marvin Harrison, Indianapolis (15 games)
78	Al Toon, N.Y. Jets (14 games)
76	Julian Edelman, New England (16 games)

##### GAME

15	Isaac Bruce, St. Louis (12/24/95 at St. Louis), 210 yards
14	Al Toon, N.Y. Jets (11/27/88 at New York), 181 yards
*13	Kellen Winslow, San Diego (1/2/82 at Miami), 166 yards
13	Antonio Gates, San Diego (12/11/05 at San Diego), 123 yards
13	Julian Edelman, New England (12/15/13 at Miami), 139 yards
13	Brock Bowers, Las Vegas (11/17/24 at Miami), 126 yards

#### MOST RECEIVING YARDS

##### CAREER

1,731	Andre Reed, Buffalo (28 games), 122 receptions
1,371	Stanley Morgan, N.E., Ind. (25 games), 68 receptions
1,342	Wesley Walker, N.Y. Jets (19 games), 70 receptions
1,221	Eric Moulds, Buff., Hou. (21 games), 73 receptions
1,196	Wes Welker, N.E., Den. (12 games), 99 receptions

##### GAME

*240	Eric Moulds, Buffalo (1/2/99 at Miami), 9 receptions
221	Eric Decker, N.Y. Jets (12/28/14 at Miami), 10 receptions
220	Ron Jessie, Los Angeles (10/3/76 at Miami), 7 receptions
210	Isaac Bruce, St. Louis (12/24/95 at St. Louis), 15 receptions
196	Eric Moulds, Buffalo (11/25/01 at Buffalo), 6 receptions

#### MOST RECEIVING TOUCHDOWNS

##### CAREER

17	Wesley Walker, N.Y. Jets (19 games), 70 receptions
13	Irving Fryar, N.E., Phil., Wash. (20 games), 61 receptions
11	Laveranues Coles, N.Y. Jets, Wash. (15 games), 52 receptions
11	Eric Moulds, Buff., Hou. (21 games), 73 receptions
10	Randy Moss, Minn., Oak., N.E., S.F. (12 games), 48 receptions
10	Andre Reed, Buffalo (28 games), 122 receptions

##### GAME

4	Jimmie Giles, Tampa Bay (10/20/85 at Miami)
4	Wesley Walker, N.Y. Jets (9/21/86 at New York)
4	Irving Fryar, Philadelphia (10/20/96 at Philadelphia)
3	19 times; last by Stefon Diggs, Buffalo (10/1/23 at Buffalo)

#### HIGHEST RECEIVING AVERAGE

##### CAREER (min: 40 receptions)

20.2	Stanley Morgan, N.E., Ind. (25 games), 68/1,371 yards
19.2	Lee Evans, Buff. (13 games), 43/827 yards
19.2	Wesley Walker, N.Y. Jets (19 games), 70/1,342 yards
18.0	Frank Lewis, Pit., Buff (14 games), 46/380 yards
17.3	Shawn Jefferson, S.D., N.E. (12 games), 42/726 yards

##### GAME (min: 3 receptions)

43.3	Theo Bell, Pittsburgh (11/30/80 at Pittsburgh), 4/173 yards
40.0	Butch Woolfolk, Houston (9/8/85 at Houston), 3/120 yards
39.0	Richard Caster, N.Y. Jets (10/7/74 at Miami), 3/117 yards
38.0	Stanley Morgan, New England (10/21/84 at New England), 3/114 yards

#### MOST 100-YARD RECEIVING GAMES

6	Wes Welker, N.E., Den. (12 games)
5	Al Toon, N.Y. Jets (14 games)
5	Andre Reed, Buffalo (28 games)
5	Stanley Morgan, N.E., Ind. (23 games)
4	Wesley Walker, N.Y. Jets (18 games)
4	Marvin Harrison, Indianapolis (15 games)
4	Randy Moss, Minn., Oak., N.E., S.F. (12 games)

### FIELD GOALS

#### MOST FIELD GOALS

##### CAREER

46	Adam Vinatieri, N.E., Ind. (27 games)
44	Nick Folk, Dal./N.Y. Jets/N.E./Ten. (23 games)
38	Stephen Gostkowski, N.E. (26 games)
37	Pat Leahy, N.Y. Jets (22 games)
32	Steve Christie, T.B., Buff., S.D. (21 games)

##### GAME

5	Roy Gerela, Houston (9/28/69 at Houston), 5 att.
5	Dean Biasucci, Indianapolis (9/25/88 at Indianapolis), 6 att.
*5	Steve Christie, Buffalo (1/17/93 at Miami), 6 att.
5	Jason Elam, Denver (10/13/02 at Denver), 5 att.
5	Kris Brown, Houston (9/7/03 at Miami), 7 att.
5	Kris Brown, Houston (10/7/07 at Houston), 5 att.
5	Dan Carpenter, Buffalo (9/14/14 at Buffalo), 6 att.
5	Mike Nugent, Cincinnati (9/29/16 at Cincinnati), 5 att.
5	Harrison Butker, Kansas City (12/24/17 at Kansas City), 6 att.
5	Nick Folk, Tennessee (9/30/24 vs. Tennessee), 5 att.
5	Joshua Karty, L.A. Rams (11/11/24 at L.A. Rams), 6 att.

#### LONGEST FIELD GOALS

61	Tyler Bass, Buffalo (11/3/24 at Buffalo)
59	Steve Christie, Buffalo (9/26/93 at Buffalo)
58	Jason Myers, Jacksonville (9/20/15 at Jacksonville)
57	Tyler Bass, Buffalo (10/31/21 at Buffalo)
57	Kris Brown, Houston (10/7/07 at Houston)
57	Randy Bullock, Cincinnati (12/22/19 at Miami)
57	Evan McPherson, Cincinnati (9/29/22 at Cincinnati)
57	Chad Ryland, Arizona (10/27/24 at Miami)



## OPPONENT INDIVIDUAL RECORDS

### INTERCEPTIONS

#### MOST INTERCEPTIONS

##### CAREER

9	Nate Clements, Buff., S.F., Cin. (14 games)
7	Johnny Robinson, Kansas City (five games)
7	Roland James, New England (19 games)
6	Raymond Clayborn, N.E., Clev. (25 games)
6	Willie Brown, Oakland (six games)
6	Ronnie Lippett, New England (15 games)
6	Mike Prior, T.B., Ind., G.B. (14 games)
6	Victor Green, N.Y. Jets, N.E. (19 games)
6	Marcus Coleman, N.Y. Jets, Hou. (13 games)
6	Darrelle Revis, N.Y. Jets, T.B., N.E., K.C. (17 games)

##### GAME

3	Clarence Duren, San Diego (10/30/77 at Miami), 45 yards
3	Jeff Nixon, Buffalo (9/7/80 at Buffalo), 31 yards
3	Erik McMillan, N.Y. Jets (10/23/88 at Miami), 57 yards
3	Marcus Coleman, N.Y. Jets (10/23/00 at N.Y. Jets), 7 yards
3	Greg Wesley, Kansas City (9/29/02 at Kansas City), 71 yards
3	Nate Clements, Buffalo (10/20/02 at Miami), 39 yards

#### MOST INTERCEPTION RETURN YARDS

##### GAME

151	Mike Haynes, L.A. Raiders (12/2/84 at Miami), 2 interceptions
-----	---

#### LONGEST INTERCEPTION RETURNS

102t	Eddie Anderson, L.A. Raiders (12/14/92 at Miami), Dan Marino
102t	Jason Pinnoch, N.Y. Giants (10/8/23 at Miami), Tua Tagovailoa
100t	Aaron Glenn, N.Y. Jets (9/15/96 at Miami), Dan Marino
100t	Jimmy Hitchcock, New England (11/23/97 at New England), Dan Marino
100t	Darrelle Revis, N.Y. Jets (10/17/11 at N.Y. Jets), Matt Moore
98t	Marcus Coleman, N.Y. Jets (12/27/99 at Miami), Dan Marino
97t	Mike Haynes, L.A. Raiders (12/2/84 at Miami), Dan Marino
97t	Najee Mustafaa, Cleveland (10/10/93 at Cleveland), Scott Mitchell
90t	Steve Emtman, Indianapolis (10/25/92 at Miami), Dan Marino
*90t	Tory James, Oakland (1/6/01 at Oakland), Jay Fiedler

### LONGEST PLAYS

#### PUNTS

89	Luke Prestridge, New England (10/21/84 at New England)
80	Chris Mohr, Buffalo (10/13/96 at Buffalo)
73	Rich Camarillo, New England (9/13/87 at New England)
73	Josh Miller, Pittsburgh (9/20/98 at Miami)
73	Todd Sauerbrun, Carolina (11/4/01 at Miami)
73	Ryan Wright, Minnesota (10/16/22 at Miami)

#### PUNT RETURNS

96t	Deonte Harty, Buffalo (1/7/24 at Miami)
94t	Julian Edelman, New England (1/2/11 at New England)
93t	Johnnie Lee Higgins, Oakland (11/16/08 at Miami)
84t	Clarence Verdin, Indianapolis (10/25/92 at Miami)
84t	Isaiah McKenzie, Buffalo (1/3/21 at Buffalo)

#### KICKOFF RETURNS

104t	Terrence McGee, Buffalo (12/5/04 at Miami)
103t	Brandon Tate, New England (10/5/10 at Miami)
103t	Devin Duvernay, Baltimore (9/18/22 at Baltimore)
102t	Harold Hart, Oakland (9/22/75 at Oakland)
102t	C.J. Spiller, Buffalo (9/14/14 at Buffalo)

#### FUMBLE RETURNS

100t	Chris Martin, Kansas City (10/13/91 at Kansas City), Sammie Smith
*79t	Neil Smith, Denver (1/9/99 at Denver), Oronde Gadsden
69t	Shea McClellin, New England (1/1/17 at Miami), Damien Williams
66t	Greg Townsend, L.A. Raiders (9/19/83 at L.A. Raiders), David Woodley
63t	Mike Edwards, Bryan Cook, Kansas City (11/5/23 at Frankfurt, Germany), Tyreek Hill
63t	Christian Gonzales, New England (11/24/24 at Miami), Jaylen Wright

#### BLOCKED FIELD GOALS

78t	George Radachowsky, N.Y. Jets (9/24/89 at Miami), Pete Stoyanovich
76t	Charles Romes, Buffalo (9/2/79 at Buffalo), Uwe von Schamann
62t	Kyle Arrington, New England (12/14/14 at New England), Caleb Sturgis



## OPPONENT TOP TENS

### RUSHING

PLAYER	TEAMS	GAMES	NO.	YDS.	AVG.	LG	TD
1. Thurman Thomas	Buffalo	20	364	1,620	4.5	30t	8
2. Freeman McNeil	N.Y. Jets	21	281	1,507	5.4	58	2
Curtis Martin	New England, N.Y. Jets	20	409	1,507	3.7	37	13
4. O.J. Simpson	Buffalo	16	240	1,177	4.9	75t	4
5. Eric Dickerson	L.A. Rams, Ind., L.A. Raiders	11	231	1,065	4.6	40	6
6. Jim Nance	N.Y. Jets, Boston	12	183	933	5.1	30t	9
7. Lydell Mitchell	San Diego Baltimore	12	235	912	3.9	64t	6
8. Willis McGahee	Buffalo, Baltimore, Denver	10	232	848	3.7	31	2
9. Antowain Smith	Buffalo, New England, N.O.	14	232	822	3.5	44	4
10. John Riggins	N.Y. Jets, Washington	13	183	761	4.2	N/A	5

### PASSING

PLAYER	TEAMS	GAMES	ATT.	COMP.	YDS.	PCT.	TD	INT.
1. Tom Brady	New England, Tampa Bay	36	1,170	717	8,596	61.3	72	27
2. Drew Bledsoe	New England, Buffalo	22	765	412	5,397	53.9	30	29
3. Joe Ferguson	Buffalo, T.B., Ind.	25	722	418	4,902	57.9	26	33
4. Jim Kelly	Buffalo	20	621	388	4,560	62.5	24	19
5. Ken O'Brien	N.Y. Jets, Philadelphia	17	489	303	3,837	62.0	25	13
6. Josh Allen	Buffalo	14	477	316	3,737	66.3	37	8
7. Steve Grogan	New England	22	521	280	3,709	53.7	21	25
8. Peyton Manning	Indianapolis, Denver	13	436	272	3,214	62.4	22	18
9. Joe Namath	N.Y. Jets	16	388	201	2,956	51.8	19	24
10. Richard Todd	N.Y. Jets	14	355	203	2,718	57.2	18	25

### RECEPTIONS

PLAYER	TEAMS	GAMES	NO.	YDS.	AVG.	LG	TD
1. Andre Reed	Buffalo	28	122	1,731	14.2	83t	10
2. Wes Welker	New England, Denver	12	99	1,196	12.1	99t	7
3. Marvin Harrison	Indianapolis	15	84	1,133	13.5	45	9
4. Al Toon	N.Y. Jets	14	78	1,054	14.0	44t	4
5. Julian Edelman	New England	16	76	951	12.5	77t	6
6. Eric Moulds	Buffalo, Houston	21	73	1,221	16.7	80t	11
7. Wayne Chrebet	N.Y. Jets	20	72	991	13.8	70	8
8. Wesley Walker	N.Y. Jets	19	70	1,342	19.2	71t	17
9. Stanley Morgan	New England, Indianapolis	25	68	1,371	20.2	76t	6
10. Thurman Thomas	Buffalo	20	67	693	10.3	50t	3

### RECEIVING YARDS

PLAYER	TEAMS	GAMES	NO.	YDS.	AVG.	LG	TD
1. Andre Reed	Buffalo	28	122	1,731	14.2	83t	10
2. Stanley Morgan	N.E., Indianapolis	25	68	1,371	20.2	76t	6
3. Wesley Walker	N.Y. Jets	19	70	1,342	19.2	71t	17
4. Eric Moulds	Buffalo, Houston	21	73	1,221	16.7	80t	11
5. Wes Welker	New England, Denver	12	99	1,196	12.1	99t	7
6. Marvin Harrison	Indianapolis	15	84	1,133	13.5	45	9
7. Al Toon	N.Y. Jets	14	78	1,054	14.0	44t	4
8. Wayne Chrebet	N.Y. Jets	20	72	991	13.8	70	8
9. Irving Fryar	N.E., Phil., Wash.	20	61	978	16.0	54t	13
10. Julian Edelman	New England	16	76	951	12.5	77t	6



## OPPONENT OUTSTANDING PERFORMANCES

### GAMES OF 300+ PASSING YARDS

PLAYER	TEAM	DATE	ATT.	COMP.	YDS.	TD	INT.	LG
Tom Brady	New England	9/12/11	48	32	517	4	1	99t
Ken O'Brien	N.Y. Jets	9/21/86	43	29	479	4	1	65t
James Harris	L.A. Rams	10/3/76	29	17	436	2	1	58
* Dan Fouts	San Diego	1/2/82	55	33	433	4	1	43
Andrew Luck	Indianapolis	11/4/12	48	30	433	2	0	48
Drew Bledsoe	New England	11/23/98	54	28	423	2	2	49
Drew Bledsoe	New England	9/4/94	51	32	421	4	2	62t
Joe Ferguson	Buffalo	10/9/83	55	38	419	5	1	35
Drew Bledsoe	New England	11/3/96	41	30	419	3	2	84t
Joe Namath	N.Y. Jets	10/1/67	39	23	415	3	1	62
Matt Cassel	New England	11/23/08	43	30	415	3	1	64
Josh Allen	Buffalo	9/20/20	35	24	415	4	0	47
Tom Brady	Tampa Bay	10/10/21	41	30	411	5	0	62t
Drew Brees	New Orleans	9/30/13	39	30	413	4	0	48
Bernie Kosar	Cleveland	11/10/86	50	32	401	0	0	44
Josh Allen	Buffalo	9/25/22	63	42	400	2	0	28
Andy Dalton	Cincinnati	12/22/19	56	33	396	4	0	34t
Ken O'Brien	N.Y. Jets	11/10/85	43	26	393	2	0	44
Patrick Mahomes	Kansas City	12/13/20	34	24	393	2	3	44t
Derek Carr	Las Vegas	9/26/21	43	26	386	2	1	34
Boomer Esiason	N.Y. Jets	11/27/94	41	26	382	2	2	69
Elvis Grbac	San Francisco	11/20/95	41	31	382	4	0	47t
Joe Flacco	Baltimore	12/4/16	47	36	381	4	1	53t
Jim Kelly	Buffalo	9/1/91	39	29	381	2	1	54t
Dan Fouts	San Diego	11/18/84	56	37	380	4	1	44
Matt Schaub	Houston	10/12/08	42	22	379	1	2	61
Vinny Testaverde	N.Y. Jets	10/23/00	59	36	378	5	3	30t
Vinny Testaverde	N.Y. Jets	9/14/03	45	29	373	1	1	61
Carson Palmer	Oakland	9/16/12	48	24	373	1	1	64t
Justin Herbert	L.A. Chargers	12/11/22	51	39	367	1	0	55
Steve DeBerg	Tampa Bay	10/20/85	32	19	365	4	1	57
Tom Brady	New England	12/15/13	55	34	364	2	1	30
Troy Aikman	Dallas	10/27/96	41	33	363	3	0	61
Brett Favre	Green Bay	9/11/94	51	31	362	2	1	35
Kurt Warner	Arizona	9/14/08	24	19	361	3	0	79
* Doug Flutie	Buffalo	1/2/99	36	21	360	1	1	65
Russell Wilson	Seattle	10/4/20	34	24	360	2	1	57
Jim Kelly	Buffalo	10/25/87	39	29	359	2	0	34
Josh Allen	Buffalo	1/7/24	38	30	359	2	2	46
Brian Sipe	Cleveland	11/18/79	42	23	358	3	0	54
Geno Smith	N.Y. Jets	12/28/14	25	20	358	3	0	74t
Tom Brady	New England	12/9/18	43	27	358	3	0	37t
Bert Jones	Baltimore	9/27/81	27	20	357	3	1	67t
Tom Brady	New England	10/29/15	38	26	356	4	0	47t
Steve Grogan	New England	11/8/81	40	23	355	1	4	76t
Daunte Culpepper	Minnesota	9/10/00	37	23	355	1	3	42
Jared Goff	L.A. Rams	11/1/20	35	61	355	1	2	26
Danny White	Dallas	10/25/81	32	22	354	3	1	38
Tom Brady	New England	10/21/07	25	21	354	6	0	50t
Tom Brady	New England	12/6/09	29	19	352	2	2	81t
* Josh Allen	Buffalo	1/15/23	39	23	352	3	2	52
Steve Grogan	New England	11/29/79	39	21	350	3	2	38
Eli Manning	N.Y. Giants	10/30/11	45	31	349	2	0	26
Ben Roethlisberger	Pittsburgh	12/8/13	39	23	349	3	0	67
Dennis Shaw	Buffalo	10/18/70	32	24	348	2	2	48
Derek Carr	Oakland	9/23/18	39	27	345	1	2	66
Daryle Lamonica	Oakland	9/21/68	24	15	344	4	0	73t
Mike Tomczak	Pittsburgh	11/20/94	42	26	343	0	0	40
Erik Kramer	Chicago	10/27/97	50	32	343	2	0	54
Andrew Luck	Indianapolis	11/25/18	37	30	343	3	2	36
Ken Anderson	Cincinnati	11/28/83	36	23	342	1	2	80t
Pat Ryan	N.Y. Jets	11/27/88	43	27	341	2	1	35



## OPPONENT OUTSTANDING PERFORMANCES

### GAMES OF 300+ PASSING YARDS

PLAYER	TEAM	DATE	ATT.	COMP.	YDS.	TD	INT.	LG
Tony Eason	New England	9/17/89	49	25	341	1	1	45
* Jim Kelly	Buffalo	1/12/91	29	19	339	3	1	44
Aaron Rodgers	N. Y. Jets	12/8/24	39	27	339	1	0	42
Joe Ferguson	Buffalo	10/12/81	29	20	338	3	0	65t
Andy Dalton	Cincinnati	10/31/13	53	32	338	0	3	26
Eli Manning	N.Y. Giants	12/14/15	31	27	337	4	0	84t
Derek Carr	Las Vegas	12/26/20	34	21	336	1	0	85t
Matt Ryan	Atlanta	10/24/21	40	25	336	2	1	49t
Brian Griese	Denver	10/13/02	46	27	335	1	2	52
Sam Darnold	N.Y. Jets	9/16/18	25	41	334	1	2	44
Steve Bartkowski	Atlanta	9/21/80	36	18	332	2	0	53
Tom Brady	New England	11/8/09	37	25	332	1	1	71t
Joe Ferguson	Buffalo	12/17/77	40	25	331	1	3	27
Joe Montana	San Francisco	1/20/85	35	24	331	3	0	34
Vinny Testaverde	Baltimore	10/19/97	47	32	331	1	0	34t
Philip Rivers	L.A. Chargers	9/17/17	39	31	331	1	0	24
Ken O'Brien	N.Y. Jets	9/24/89	37	27	329	3	1	37t
Drew Bledsoe	New England	1/2/94	43	27	329	4	1	42
Tyrod Taylor	Buffalo	12/24/16	39	26	329	3	0	53
Kurt Warner	St. Louis	9/30/01	31	24	328	4	0	45t
Trent Green	Kansas City	9/29/02	34	24	328	5	0	46
Brooks Bollinger	N.Y. Jets	12/18/05	42	28	327	2	0	60t
Baker Mayfield	Cleveland	11/24/19	34	24	327	3	1	37
Will Levis	Tennessee	12/11/23	38	23	327	1	1	45
Bruce Matheson	Seattle	10/4/87	42	20	326	2	3	30
Warren Moon	Minnesota	9/25/94	37	26	326	3	0	44t
Philip Rivers	San Diego	11/13/16	44	23	326	3	4	51t
Neil O'Donnell	N.Y. Jets	9/15/96	44	25	325	3	3	78t
Kevin Kolb	Arizona	9/30/12	48	29	324	3	2	46t
Lamar Jackson	Baltimore	9/8/19	20	17	324	5	0	83t
Boomer Esiason	N.Y. Jets	9/12/93	33	22	323	2	1	51
Glenn Foley	N.Y. Jets	11/9/97	48	25	322	1	1	33
Andrew Luck	Indianapolis	9/15/13	43	25	321	1	1	47
Jared Goff	Detroit	10/30/22	37	27	321	1	0	58
Lamar Jackson	Baltimore	12/31/23	21	18	321	5	0	75t
Mark Rypien	St. Louis	12/24/95	42	27	320	2	1	31
Tyler Thigpen	Kansas City	12/21/08	41	20	320	2	3	75
Josh Allen	Buffalo	10/1/23	25	21	320	4	0	55t
Jim Harbaugh	Indianapolis	10/8/95	33	25	319	3	0	47t
Neil O'Donnell	N.Y. Jets	10/12/97	37	24	319	2	0	70
Trevor Lawrence	at Jacksonville	10/17/21	41	25	319	2	0	29
Lamar Jackson	at Baltimore	9/18/22	29	21	318	3	0	75t
Carson Palmer	Cincinnati	12/30/07	32	23	316	3	1	70t
Ryan Fitzpatrick	Buffalo	12/18/11	47	31	316	2	3	28
Mitchell Trubisky	Chicago	10/14/18	31	22	316	3	1	54
Sam Bradford	St. Louis	10/14/12	39	26	315	0	0	65
Steve Bono	Kansas City	12/12/94	55	33	314	2	3	22t
* Joe Montana	Kansas City	12/31/94	37	26	314	2	1	57t
Dan Fouts	San Diego	10/15/78	30	22	313	1	2	46
Tony Eason	New England	10/21/84	29	19	313	3	0	76t
Aaron Rodgers	Green Bay	10/17/10	33	18	313	1	1	86t
Brock Purdy	San Francisco	12/22/24	40	26	313	2	1	28
* Mark Malone	Pittsburgh	1/6/85	36	20	312	3	3	29t
Drew Bledsoe	New England	12/24/00	34	18	312	2	2	59
Philip Rivers	San Diego	12/20/15	36	26	311	3	2	31
Richard Todd	N.Y. Jets	10/4/81	39	28	310	4	1	46
Philip Rivers	L.A. Chargers	9/29/19	30	24	310	2	0	25
Carson Wentz	Philadelphia	12/1/19	46	28	310	3	1	27
Alex Van Pelt	Buffalo	11/25/01	34	21	309	3	1	80t
Mike Livingston	Kansas City	10/19/69	34	17	308	1	1	93t
Neil Lomax	St. Louis	9/30/84	37	22	308	1	0	29
Matt Schaub	Baltimore	12/6/15	46	32	308	1	2	41t



## OPPONENT OUTSTANDING PERFORMANCES

### GAMES OF 300+ PASSING YARDS

PLAYER	TEAM	DATE	ATT.	COMP.	YDS.	TD	INT.	LG
Jay Cutler	Denver	11/2/08	46	24	307	2	3	47
Philip Rivers	San Diego	10/2/11	31	21	307	1	0	55t
Kyler Murray	Arizona	10/27/24	36	26	307	2	0	37
* Dan Pastorini	Houston	12/24/78	29	20	306	1	0	34
Jim Kelly	Buffalo	10/4/92	48	25	306	1	4	28
Drew Bledsoe	Buffalo	12/1/02	27	15	306	3	0	73t
Mark Sanchez	N.Y. Jets	9/23/12	45	21	306	1	2	66
Russell Wilson	Denver	9/24/23	38	23	306	1	1	46
Greg Landry	Baltimore	11/25/79	42	25	304	3	1	31t
Tom Brady	New England	12/24/11	46	27	304	1	0	42
Alex Smith	Kansas City	12/24/17	39	25	304	1	0	52
Josh Allen	Buffalo	12/17/22	40	25	304	4	0	45
Sonny Jurgensen	Washington	10/13/74	39	26	303	2	3	37
Peyton Manning	Indianapolis	9/21/09	23	14	303	2	0	80t
Phillip Rivers	San Diego	9/27/09	33	18	303	0	0	55
Peyton Manning	Indianapolis	9/6/98	37	21	302	1	3	42
Ben Roethlisberger	Pittsburgh	10/24/10	27	19	302	2	0	53t
Pat Ryan	N.Y. Jets	10/4/87	49	30	301	4	2	35t
Derek Carr	Oakland	11/5/17	30	21	300	1	1	44t

### GAMES OF 100+ RECEIVING YARDS

PLAYER	TEAM	DATE	NO.	YDS.	TD	LG
* Eric Moulds	Buffalo	1/2/99	9	240	1	65
Eric Decker	N.Y. Jets	12/28/14	10	221	1	74t
Ron Jessie	L.A. Rams	10/3/76	7	220	2	58t
Isaac Bruce	St. Louis	12/24/95	15	210	1	31
Eric Moulds	Buffalo	11/25/01	6	196	2	80t
Wesley Walker	N.Y. Jets	9/21/86	6	194	4	65t
Michael Irvin	Dallas	10/27/96	12	186	1	61
Dallas Clark	Indianapolis	9/21/09	7	183	1	80t
Stanley Morgan	New England	11/8/81	5	182	1	76t
Al Toon	N.Y. Jets	11/27/88	14	181	0	29
Andre Johnson	Houston	10/12/08	10	178	1	61
Reggie Rucker	Cleveland	11/18/79	9	177	1	54
Marvin Harrison	Indianapolis	11/11/01	9	174	3	45
Theo Bell	Pittsburgh	11/30/80	4	173	0	45
A.J. Green	Cincinnati	9/29/16	10	173	1	51
Jordy Nelson	Oakland	9/23/18	6	173	1	66
Johnnie Morton	Detroit	12/7/97	9	171	1	41
Steve Smith	Carolina	9/25/05	11	170	3	53t
Cris Carter	Minnesota	9/10/00	9	168	0	42
Sammy Watkins	Buffalo	11/8/15	8	168	1	63
Wes Welker	New England	12/6/09	10	167	0	58
* Kellen Winslow	San Diego	1/2/82	13	166	1	31
Odell Beckham Jr.	N.Y. Giants	12/14/15	7	166	2	84t
Kyle Pitts	Atlanta	10/24/21	7	163	0	39
Tommy Kane	Seattle	12/16/90	10	162	0	25
Antwaan Randle El	Washington	9/9/07	5	162	0	54
Ben Coates	New England	9/4/94	8	161	2	62t
Don Maynard	N.Y. Jets	12/1/68	7	160	3	54t
Wes Welker	New England	9/12/11	8	160	2	99t
Al Toon	N.Y. Jets	9/24/89	10	159	1	37t
Bake Turner	N.Y. Jets	12/15/68	7	157	0	71
Al Toon	N.Y. Jets	11/10/85	10	156	0	44
Allen Robinson	Jacksonville	9/20/15	6	155	2	52
Nelson Agholor	Las Vegas	12/26/20	5	155	1	85t
Andre Reed	Buffalo	9/1/91	11	154	1	54t
Sammy Watkins	Buffalo	12/24/16	7	154	1	53
Frank Lewis	Buffalo	9/17/78	5	153	1	92t
Larry Fitzgerald	Arizona	9/14/08	6	153	0	75
Stefon Diggs	Buffalo	9/20/20	8	153	1	47
Julian Edelman	New England	1/1/17	8	151	1	77t



## OPPONENT OUTSTANDING PERFORMANCES

### GAMES OF 100+ RECEIVING YARDS

PLAYER	TEAM	DATE	NO.	YDS.	TD	LG
* James Lofton	Buffalo	1/12/91	7	149	1	44
Jerry Rice	San Francisco	11/20/95	8	149	2	47t
Stanley Morgan	New England	12/22/86	8	148	2	30t
Jarvis Landry	Cleveland	11/24/19	10	148	2	37
Randy Moss	New England	11/8/09	6	147	1	71t
Santonio Holmes	N.Y. Jets	9/23/12	9	147	0	38
Marquise Brown	Baltimore	9/8/19	4	147	2	83t
Marlin Briscoe	Buffalo	10/18/70	7	145	2	46t
Raymond Butler	Baltimore	9/27/81	4	145	2	67t
Keyshawn Johnson	N.Y. Jets	12/12/99	11	144	2	27
Marvin Harrison	Indianapolis	9/15/02	11	144	1	33
Terrelle Pryor Sr.	Cleveland	9/25/16	8	144	0	40
Mark Carrier	Tampa Bay	10/30/88	9	142	0	47
George Sauer	N.Y. Jets	11/20/66	7	142	0	–
* Stephone Paige	Kansas City	1/5/91	8	142	1	33
Santana Moss	N.Y. Jets	9/14/03	5	142	1	61
Elijah Moore	N.Y. Jets	11/21/21	8	141	1	62t
Tony Gonzalez	Kansas City	9/29/02	7	140	3	42t
Anquan Boldin	Arizona	9/14/08	6	140	3	79t
George Sauer	N.Y. Jets	10/22/67	6	139	1	61t
Julian Edelman	New England	12/15/13	13	139	1	24t
Wes Welker	New England	10/21/07	9	138	2	36
Wes Welker	New England	12/24/11	12	138	0	42
Antonio Brown	Pittsburgh	12/8/13	5	138	1	56
Jimmy Teal	Seattle	10/4/87	9	137	0	32
Joey Galloway	Seattle	10/6/96	5	137	2	65t
John Brown	Buffalo	11/17/19	9	137	2	40t
Alshon Jeffrey	Philadelphia	12/1/19	9	137	1	27
A.J. Brown	Philadelphia	10/22/23	10	137	1	42
Alfred Jenkins	Atlanta	9/21/80	4	136	0	33
Jeff Graham	N.Y. Jets	9/15/96	5	136	1	78t
* Jimmy Smith	Jacksonville	1/15/00	5	136	2	70t
Travis Kelce	Kansas City	12/13/20	8	136	1	32
Ben Coates	New England	11/3/96	5	135	2	84t
Gene Foster	San Diego	10/2/66	6	134	2	63t
Jim Whalen	Boston	10/15/67	6	134	3	–
Andre Reed	Buffalo	10/13/96	10	134	0	49
Brent Celek	Philadelphia	11/15/15	4	134	0	60
Leonard Thompson	Detroit	10/27/85	6	133	1	48
Stephone Paige	Kansas City	12/3/89	7	133	1	38t
Greg Jennings	Green Bay	10/17/10	6	133	1	86t
Fred Biletnikoff	Oakland	9/20/69	9	132	1	13t
Otis Taylor	Kansas City	10/19/69	4	131	0	79
J.J. Birden	Kansas City	12/12/94	10	131	1	22t
Shawn Jefferson	New England	11/23/98	6	131	1	38
Troy Brown	New England	10/19/03	6	131	1	82t
Chad Johnson	Cincinnati	12/30/07	4	131	2	70t
Hines Ward	Pittsburgh	10/24/10	7	131	1	43
Danny Amendola	New England	12/15/13	10	131	0	30
Brandon Marshall	N.Y. Jets	11/29/15	9	131	2	47
Chris Burkett	Buffalo	10/25/87	9	130	1	34
Eric Moulds	Buffalo	12/1/02	5	130	1	57t
* Rashee Rice	Kansas City	1/13/24	8	130	1	39
Randy Vataha	New England	12/5/71	7	129	2	51t
* Steve Largent	Seattle	12/29/84	6	128	1	56t
Matt Jones	Jacksonville	12/3/06	6	128	1	33
A.J. Green	Cincinnati	10/31/13	11	128	0	21
Brandon Marshall	N.Y. Jets	10/4/15	7	128	0	58
Tyler Boyd	Cincinnati	12/22/19	9	128	2	34t
Cris Collinsworth	Cincinnati	11/28/83	8	127	0	48
Jake Reed	Minnesota	9/25/94	9	127	0	21
Andre Reed	Buffalo	12/16/96	6	127	1	67t
Nate Washington	Houston	10/25/15	9	127	2	27t



## OPPONENT OUTSTANDING PERFORMANCES

### GAMES OF 100+ RECEIVING YARDS

PLAYER	TEAM	DATE	NO.	YDS.	TD	LG
Charlie Mitchell	Denver	12/4/66	4	126	1	79t
Wesley Walker	N.Y. Jets	11/26/78	6	126	1	42
Roy Williams	Detroit	11/23/06	6	126	0	41
Jared Cook	Oakland	11/5/17	8	126	0	35
Brock Bowers	Las Vegas	11/17/24	13	126	1	23t
Lance Alworth	San Diego	11/12/67	4	125	1	54t
Stanley Morgan	New England	10/5/86	6	125	1	27t
Tim Brown	Oakland	11/30/97	8	125	1	36
Raghib Ismail	Dallas	11/25/99	5	125	1	65t
Marvin Harrison	Indianapolis	12/5/99	8	125	0	36
Randy Moss	New England	11/23/08	8	125	3	29t
Emmanuel Sanders	Denver	11/23/14	9	125	0	35
Tyrell Williams	San Diego	11/13/16	5	125	1	51t
T.Y. Hilton	Indianapolis	11/25/18	7	125	0	36
Stanley Morgan	New England	11/29/79	5	124	1	38t
Rob Moore	N.Y. Jets	9/12/93	6	124	0	51
Rob Moore	N.Y. Jets	11/27/94	7	124	0	35
T.Y. Hilton	Indianapolis	9/15/13	6	124	0	47
* Antonio Brown	Pittsburgh	1/8/17	5	124	2	62t
Will Fuller	Houston	10/25/18	5	124	1	73t
Antonio Brown	Tampa Bay	10/10/21	7	124	2	62t
Tee Higgins	Cincinnati	9/29/22	7	124	1	59t
DeAndre Hopkins	Tennessee	12/11/23	7	124	1	45
Trey McBride	Arizona	10/27/24	9	124	0	37
Antonio Gates	San Diego	12/11/05	13	123	1	25
Christian Kirk	Arizona	11/8/20	5	123	1	56t
Jim Whalen	Boston	12/17/67	4	122	0	33
* Fred Biletnikoff	Oakland	12/21/74	8	122	1	20
Dokie Williams	L.A. Raiders	12/2/84	2	122	1	75t
Andre Reed	Buffalo	9/11/88	8	122	0	21
* Andre Reed	Buffalo	1/12/91	4	122	2	43
Randy Moss	New England	10/21/07	4	122	2	50t
Don Maynard	N.Y. Jets	10/1/67	10	121	0	–
Don Maynard	N.Y. Jets	11/2/69	4	121	2	42t
Wayne Patrick	Buffalo	10/18/70	6	121	0	48
Joe Washington	Baltimore	11/11/79	10	121	0	23
Henry Ellard	L.A. Rams	12/14/86	8	121	1	22
Tony Martin	San Diego	11/5/95	7	121	1	50t
Darrell Jackson	Seattle	10/28/01	5	121	1	64
Torrey Smith	Baltimore	10/6/13	6	121	0	41
George Sauer	N.Y. Jets	10/1/67	10	120	0	–
Sammy White	Minnesota	12/11/76	9	120	3	36t
Butch Woolfolk	Houston	9/8/85	3	120	1	80t
Wes Welker	New England	11/23/08	8	120	0	64
Vincent Jackson	San Diego	9/27/09	5	120	0	55
Stefon Diggs	Buffalo	10/1/23	6	120	3	55t
Lance Alworth	San Diego	10/2/66	6	119	2	–
Eric Sievers	San Diego	11/18/84	12	119	2	24
Fred Biletnikoff	Oakland	10/4/69	9	119	1	23
Mike Jones	New Orleans	12/7/86	6	119	0	34
Andre Johnson	Houston	9/9/12	8	119	1	29
Tim Patrick	Denver	11/22/20	5	119	0	61
Vincent Brisby	New England	11/12/95	6	118	1	47t
Andre Roberts	Arizona	9/30/12	6	118	2	46t
CeeDee Lamb	Dallas	12/24/23	6	118	1	49t
Richard Caster	N.Y. Jets	10/7/74	3	117	1	89t
O.J. Simpson	Buffalo	12/7/75	8	117	1	62t
Eric Sievers	New England	12/10/89	6	117	0	41
Carl Pickens	Cincinnati	10/1/95	9	117	3	44t
Lee Evans	Buffalo	12/4/05	5	117	3	56t
Sammy Watkins	Buffalo	9/14/14	8	117	1	30
Robby Anderson	N.Y. Jets	12/8/19	7	117	1	39
Paul Coffman	Green Bay	10/28/79	5	116	1	78t
Jimmie Giles	Tampa Bay	10/20/85	7	116	4	39t



## OPPONENT OUTSTANDING PERFORMANCES

### GAMES OF 100+ RECEIVING YARDS

PLAYER	TEAM	DATE	NO.	YDS.	TD	LG
Irving Fryar	Philadelphia	10/20/96	8	116	4	38t
Shawn Jefferson	New England	10/25/98	4	116	0	54
Lee Evans	Buffalo	10/26/08	7	116	0	33
Peyton Hillis	Denver	11/2/08	7	116	1	47
Mike Williams	L.A. Chargers	12/11/22	6	116	1	55
Tony Hill	Dallas	12/17/84	6	115	1	66t
Steve Breaston	Kansas City	11/6/11	7	115	0	37
Julio Jones	Atlanta	9/22/13	9	115	0	28
Adam Thielen	Carolina	10/15/23	11	115	1	27
Isaac Curtis	Cincinnati	11/28/83	4	114	1	80t
Stanley Morgan	New England	10/21/84	3	114	1	76t
Dennis Northcutt	Cleveland	12/26/04	4	114	1	58t
Darren Sproles	New Orleans	9/30/13	7	114	1	48
Martellus Bennett	New England	9/18/16	5	114	1	37
* Stefon Diggs	Buffalo	1/15/23	7	114	0	52
Garrett Wilson	N.Y. JETS	12/8/24	7	114	0	42
Otis Taylor	Kansas City	11/13/66	4	113	1	89t
Otis Taylor	Kansas City	9/28/68	3	113	1	44
Eric Crabtree	Cincinnati	9/14/69	3	113	2	69t
James Lofton	L.A. Raiders	10/9/88	5	113	0	32
Tim Brown	Oakland	10/31/99	7	113	0	32
Calvin Johnson	Detroit	11/9/14	7	113	1	49t
Rob Gronkowski	New England	10/29/15	6	113	1	47t
Mike Evans	Tampa Bay	10/10/21	6	113	2	34t
* Gabe Davis	Buffalo	1/15/23	6	113	1	33
Jim Colclough	Boston	12/17/67	3	112	0	52
* Mike Barber	Houston	12/24/78	4	112	0	55
Wesley Walker	N.Y. Jets	10/4/81	8	112	2	46
Will Moore	New England	9/10/95	8	112	0	33
Terry Glenn	New England	11/3/96	10	112	0	20
A.J. Green	Cincinnati	10/7/18	6	112	0	23
Darren Waller	Las Vegas	12/26/20	5	112	0	33
Wayne Patrick	Buffalo	10/18/70	6	111	0	48
Ray Jefferson	Washington	10/13/74	7	111	1	37t
John Holland	Buffalo	9/13/76	2	111	2	58t
* John Stallworth	Pittsburgh	1/6/85	4	111	2	65t
Kevin House	Tampa Bay	10/20/85	4	111	0	57
Al Toon	N.Y. Jets	9/21/86	7	111	0	31
Torry Holt	St. Louis	9/30/01	4	111	1	45t
Sterling Shepard	N.Y. Giants	12/15/19	9	111	0	24
Jakobi Meyers	New England	12/20/20	7	111	0	35
Marvin Harrison Jr.	Arizona	10/27/24	6	111	1	25
* Ed Podolak	Kansas City	12/25/71	8	110	1	29
Anthony Miller	San Diego	12/27/93	7	110	2	41t
Randy Moss	Minnesota	12/21/02	7	110	0	60
Jeremy Shockey	N.Y. Giants	10/5/03	11	110	0	20
Lee Evans	Buffalo	12/5/04	4	110	2	69t
Taylor Gabriel	Chicago	10/14/18	5	110	0	54
Cooper Kupp	L.A. Rams	11/1/20	11	110	0	22
Cole Beasley	Buffalo	10/31/21	10	110	0	20
Emerson Boozer	N.Y. Jets	10/1/67	5	109	2	-
Richie Anderson	N.Y. Jets	10/23/00	12	109	0	19
Golden Tate	Detroit	11/9/14	11	109	0	28
Tyreek Hill	Kansas City	12/24/17	6	109	0	52
Davante Adams	N.Y. Jets	12/8/24	9	109	1	34
Wesley Walker	N.Y. Jets	9/3/78	4	108	2	47t
* Charlie Joiner	San Diego	1/2/82	7	108	0	39
Art Monk	N.Y. Jets	11/27/94	5	108	0	69
* Steve Tasker	Buffalo	12/30/95	5	108	1	37t
Dedric Ward	N.Y. Jets	11/9/97	6	108	0	33
Leon Washington	N.Y. Jets	12/25/06	4	108	0	64
Jacoby Ford	Oakland	11/28/10	4	108	1	52
Vincent Jackson	San Diego	10/2/11	3	108	1	55t
Donnie Avery	Indianapolis	11/4/12	5	108	0	48



## OPPONENT OUTSTANDING PERFORMANCES

### GAMES OF 100+ RECEIVING YARDS

PLAYER	TEAM	DATE	NO.	YDS.	TD	LG
Jordan Cameron	Cleveland	9/8/13	9	108	1	22
Mark Andrews	Baltimore	9/8/19	8	108	1	39
Rashod Bateman	at Baltimore	9/18/22	4	108	1	75t
Jack Snow	L.A. Rams	10/31/71	5	107	1	51t
Jordy Nelson	Green Bay	10/12/14	9	107	1	22
Javorius Allen	Baltimore	12/6/15	12	107	1	41t
Rob Gronkowski	New England	12/9/18	8	107	1	17
Gabriel Davis	Buffalo	1/3/21	2	107	1	56t
Justin Jefferson	Minnesota	10/16/22	6	107	0	47
Warren Wells	Oakland	9/21/68	3	106	1	73t
Raymond Chester	Baltimore	10/10/76	5	106	0	48
Frank Lewis	Buffalo	10/12/81	5	106	0	30
Tony Hill	Dallas	10/25/81	5	106	0	38
* Wes Chandler	San Diego	1/2/82	6	106	0	47
Andre Reed	Buffalo	12/4/94	3	106	2	83t
Warrick Dunn	Tampa Bay	9/21/97	6	106	1	58t
Laveranues Coles	N.Y. Jets	10/15/06	5	106	2	58t
Leonard Hankerson	Washington	11/13/11	8	106	0	22
DK Metcalf	Seattle	10/4/20	4	106	0	37
Zay Flowers	Baltimore	12/31/23	3	106	1	75t
George Kittle	San Francisco	12/22/24	8	106	0	28
Bake Turner	N.Y. Jets	12/14/69	4	105	2	34t
Harold Jackson	New England	11/29/79	5	105	1	33
Eddie Brown	Cincinnati	11/8/87	8	105	0	32
Jermaine Lewis	Baltimore	10/19/97	6	105	0	28
Wayne Chrebet	N.Y. Jets	12/13/98	5	105	1	52
Tony Martin	Atlanta	12/27/98	3	105	1	53
Ed McCaffrey	Denver	9/13/99	6	105	3	61t
Jeremy Shockey	New Orleans	10/25/09	4	105	0	66
Khalil Shakir	Buffalo	1/7/24	6	105	0	46
Art Powell	Oakland	9/2/66	8	104	1	17t
* Elmo Wright	Kansas City	12/25/71	3	104	0	63
Derrick Gaffney	N.Y. Jets	9/30/79	4	104	0	43
Wayne Chrebet	N.Y. Jets	10/12/97	5	104	1	70
Tim Brown	Oakland	12/6/98	9	104	2	27
Wayne Chrebet	N.Y. Jets	10/23/00	6	104	2	28
Mark Andrews	at Baltimore	9/18/22	9	104	1	25
DK Metcalf	at Seattle	9/22/24	4	104	1	71t
Gary Garrison	San Diego	10/11/69	4	103	2	40t
* Ken Burrough	Houston	12/24/78	6	103	0	53
Thurman Thomas	Buffalo	9/1/91	8	103	1	50t
* Kimble Anders	Kansas City	12/31/94	6	103	1	57t
Aaron Hernandez	New England	9/12/11	7	103	1	30
Wes Welker	New England	12/2/12	12	103	1	14
JuJu Smith-Schuster	Pittsburgh	10/28/19	5	103	1	34
DJ Moore	Carolina	11/28/21	4	103	0	64
Marvin Harrison	Indianapolis	9/6/98	5	102	1	42
Troy Brown	New England	12/24/00	8	102	0	22
David Patten	New England	10/6/02	5	102	2	34t
Doug Jolley	N.Y. Jets	12/18/05	9	102	1	60t
Jamaal Charles	Kansas City	12/21/08	3	102	0	75
Kellen Winslow	Tampa Bay	11/15/09	7	102	0	37
Rob Gronkowski	New England	1/2/11	6	102	1	28
T.Y. Hilton	Indianapolis	11/4/12	6	102	1	36t
Elbert Dubenion	Buffalo	9/18/66	5	101	0	26
Jerry LeVias	Houston	11/23/69	4	101	1	-
Andre Rison	Atlanta	10/11/92	7	101	1	22t
Heath Miller	Pittsburgh	9/7/06	3	101	1	87t
Andre Johnson	Houston	10/1/06	9	101	1	30
Cecil Shorts	Jacksonville	12/16/12	6	101	0	30
Richard Caster	N.Y. Jets	11/24/74	6	100	2	45t
Al Toon	N.Y. Jets	12/7/87	5	100	1	44t
Lawrence Dawsey	Tampa Bay	12/1/91	8	100	1	17t
Curtis Conway	Chicago	10/27/97	6	100	0	54



## OPPONENT OUTSTANDING PERFORMANCES

### GAMES OF 100+ RECEIVING YARDS

PLAYER	TEAM	DATE	NO.	YDS.	TD	LG
Ken Dilger	Indianapolis	12/14/97	5	100	3	43
Ben Watson	Cleveland	12/5/10	10	100	1	22
Jimmy Graham	New Orleans	9/30/13	4	100	2	43t
Keenan Allen	L.A. Chargers	9/17/17	9	100	0	24
Terry McLaurin	Washington	10/13/19	4	100	2	33t
Marvin Jones	at Jacksonville	10/17/21	7	100	1	28
Breece Hall	at N.Y. Jets	10/9/22	2	100	0	79

### GAMES OF 100+ RUSHING YARDS

PLAYER	TEAM	DATE	NO.	YDS.	TD	LG
O.J. Simpson	Buffalo	12/5/76	24	203	1	75t
Rueben Mayes	New Orleans	12/7/86	28	203	2	34t
Earl Campbell	Houston	11/20/78	28	199	4	81t
* Terrell Davis	Denver	1/9/99	21	199	2	62
Justin Fargas	Oakland	9/30/07	22	179	0	48
Justin Fields	Chicago	11/6/22	15	178	1	61t
Freeman McNeil	N.Y. Jets	10/14/85	28	173	0	20
Ricky Watters	Philadelphia	10/20/96	25	173	1	49t
Gerald Riggs	Atlanta	11/30/86	33	172	1	31
Eric Dickerson	Indianapolis	12/4/88	31	169	1	19
Jamal Lewis	Baltimore	1/2/05	34	167	1	20
C.J. Anderson	Denver	11/23/14	27	167	1	26
* Le'Veon Bell	Pittsburgh	1/8/17	29	167	2	26
** John Riggins	Washington	1/30/83	38	166	1	43t
Reuben Droughns	Cleveland	11/20/05	30	166	1	75t
Chris Ivory	N.Y. Jets	10/4/15	29	166	1	24
Thurman Thomas	Buffalo	9/1/91	25	165	1	20
Jim Nance	Boston	12/17/67	24	164	2	29
William Andrews	Atlanta	12/10/83	21	161	1	24t
* Earnest Byner	Cleveland	1/4/86	16	161	2	66t
Hoyle Granger	Houston	12/23/67	21	160	1	23
Wayne Wilson	New Orleans	10/2/83	34	160	0	12
* Thurman Thomas	Buffalo	12/30/95	25	158	1	32
Kerryon Johnson	Detroit	10/21/18	19	158	0	71
Don Woods	San Diego	9/29/74	18	157	2	56t
Earnest Byner	Washington	12/2/90	32	157	3	21
Antowain Smith	New England	12/22/01	26	156	1	44
Laurence Maroney	New England	12/23/07	14	156	1	59t
Marcus Allen	L.A. Raiders	12/2/84	20	155	3	52t
Eric Dickerson	Indianapolis	11/15/87	30	154	1	13
Thurman Thomas	Buffalo	12/23/90	30	154	1	13t
Christian Okoye	Kansas City	10/13/91	23	153	2	38t
Dick Post	San Diego	11/3/68	21	151	0	24
Travis Henry	Buffalo	12/1/02	35	151	1	13
Thurman Thomas	Buffalo	10/29/89	27	148	1	30t
Christian Okoye	Kansas City	12/3/89	32	148	1	13
Thurman Thomas	Buffalo	12/17/95	35	148	1	15
Brian Westbrook	Philadelphia	11/18/07	32	148	0	36
Adrian Peterson	Minnesota	9/19/10	28	145	1	23
Aaron Jones	Green Bay	11/11/18	15	145	2	67
James Conner	Pittsburgh	10/28/19	23	145	1	25
Barry Sanders	Detroit	9/15/91	32	143	0	14
Lee Suggs	Cleveland	12/26/04	38	143	0	13
Lydell Mitchell	Baltimore	10/9/77	17	142	1	64t
Curtis Martin	New England	11/12/95	30	142	2	23
Woody Campbell	Houston	12/3/67	18	141	1	42
* Natrone Means	San Diego	1/8/95	24	139	1	24t
Earl Campbell	Houston	12/4/83	28	138	1	35t
Edgerrin James	Indianapolis	9/15/02	30	138	0	13
C.J. Spiller	Buffalo	12/23/12	22	138	0	62
Barry Sanders	Detroit	12/7/97	30	137	1	19
Dalvin Cook	Minnesota	12/16/18	19	136	2	26
Thurman Thomas	Buffalo	11/18/91	23	135	1	30
* Fred Taylor	Jacksonville	1/15/00	18	135	1	90t
Josh Allen	Buffalo	12/2/18	9	135	0	28
Paul Robinson	Cincinnati	11/17/68	22	134	3	54t
Jim Nance	Boston	11/27/66	23	133	1	27t
Lamar Miller	Houston	10/25/18	18	133	1	58



## OPPONENT OUTSTANDING PERFORMANCES

### GAMES OF 100+ RUSHING YARDS

PLAYER	TEAM	DATE	NO.	YDS.	TD	LG
Freeman McNeil	N.Y. Jets	11/4/84	20	132	1	52
Johnny Hector	N.Y. Jets	12/22/91	13	132	0	47
Travis Henry	Buffalo	10/20/02	22	132	0	34
Knile Davis	Kansas City	9/21/14	32	132	1	21t
D'Onta Foreman	Tennessee	1/2/22	26	132	1	35
Mike Garrett	Kansas City	9/24/67	20	131	0	28
Brandon Jacobs	N.Y. Giants	10/28/07	23	131	0	15
Edgerrin James	Indianapolis	12/5/99	23	130	2	41t
Darren McFadden	Dallas	11/22/15	29	129	0	35
LeSean McCoy	Buffalo	12/24/16	24	128	1	19t
Michael Pittman	Tampa Bay	10/16/05	15	127	1	57t
Ryan Mathews	San Diego	11/17/13	19	127	0	51
Joe Washington	Baltimore	10/29/78	20	126	0	29
Floyd Little	Denver	10/27/68	25	126	1	19
Antowain Smith	Buffalo	11/14/99	29	126	0	24
Chris Johnson	Tennessee	11/11/12	23	126	1	21
Eric Dickerson	Indianapolis	9/25/88	30	125	0	9
Thurman Thomas	Buffalo	10/9/94	31	125	2	26t
Ezekiel Elliott	Dallas	9/22/19	19	125	0	18
Earnest Jackson	San Diego	11/18/84	28	124	0	16
Eric Dickerson	L.A. Rams	12/14/86	28	124	1	25
Robert Holmes	Kansas City	9/28/68	13	123	1	76t
Neal Anderson	Chicago	9/4/88	24	123	2	15
Scott Lockwood	New England	12/27/92	30	123	0	23
Tatum Bell	Denver	12/12/04	17	123	2	29
LeGarrette Blount	New England	9/18/16	29	123	1	26
Tony Dorsett	Dallas	10/25/81	24	122	0	18
DeAngelo Williams	Carolina	11/19/09	13	122	0	50
Walter Payton	Chicago	12/2/85	23	121	0	15
Larry Kinnebrew	Buffalo	10/29/89	21	121	1	25
Dorsey Levens	Green Bay	9/14/97	21	121	0	23
Corey Dillon	New England	12/20/04	26	121	1	20
Alfred Morris	Washington	9/13/15	25	121	0	14
DeMarco Murray	Tennessee	10/9/16	27	121	0	14
O.J. Simpson	Buffalo	11/18/73	20	120	0	28
Earl Campbell	Houston	11/5/79	32	120	0	11
* Chuck Muncie	San Diego	1/2/82	24	120	1	19
Curtis Martin	N.Y. Jets	10/14/01	22	120	1	27t
Jim Braxton	Buffalo	11/18/73	17	119	0	36
Craig James	New England	11/3/85	23	119	0	14
Ronnie Harmon	Buffalo	11/29/87	23	119	0	19
Jerome Bettis	Pittsburgh	11/25/96	27	119	0	14
Lamar Jackson	at Baltimore	9/18/22	9	119	1	79t
Natrone Means	San Diego	12/27/93	18	118	3	65t
Edgerrin James	Indianapolis	11/26/00	26	118	0	13
Ahman Green	Green Bay	10/22/06	18	118	1	70t
Adrian Peterson	Washington	10/13/19	23	118	0	25
Warren Williams	Pittsburgh	12/18/88	16	117	0	33
* Thurman Thomas	Buffalo	1/12/91	32	117	2	14
Chris Johnson	Tennessee	11/14/10	17	117	1	30
Austin Ekeler	L.A. Chargers	9/10/23	16	117	1	55
Franco Harris	Pittsburgh	11/30/80	28	116	1	9t
Freeman McNeil	N.Y. Jets	9/12/82	13	116	0	48
Freeman McNeil	N.Y. Jets	11/26/84	24	116	0	39
Curtis Martin	N.Y. Jets	11/1/04	19	115	1	25t
Lamont Jordan	N.Y. Jets	11/1/04	14	115	1	25t
Willie Parker	Pittsburgh	9/7/06	29	115	0	32
Fred Jackson	Buffalo	12/9/07	15	115	0	27
Emerson Boozer	N.Y. Jets	12/13/70	18	114	0	21
Curtis Brown	Buffalo	11/12/78	11	114	1	58t
James Jones	Detroit	10/27/85	36	114	1	8
Jim Nance	Boston	10/15/67	20	113	0	19
Mel Owens	Detroit	12/15/73	27	113	1	10
Horace Ivory	New England	10/22/78	15	113	2	28
* Curt Warner	Seattle	12/31/83	29	113	2	18
Terry Allen	Minnesota	9/25/94	15	113	1	45
Colin Kaepernick	San Francisco	11/27/16	10	113	0	30
Alex Collins	Baltimore	10/26/17	18	113	0	19



## OPPONENT OUTSTANDING PERFORMANCES

### GAMES OF 100+ RUSHING YARDS

PLAYER	TEAM	DATE	NO.	YDS.	TD	LG
Edgerrin James	Indianapolis	12/17/00	32	112	0	15
LeSean McCoy	Buffalo	11/8/15	16	112	1	48t
Dion Lewis	New England	11/26/17	15	112	0	25
Sony Michel	New England	9/30/18	25	112	1	23
Saquon Barkley	N.Y. Giants	12/15/19	24	112	2	12
Hoyle Granger	Houston	12/3/67	25	111	1	13
Jim Nance	Boston	12/8/68	19	111	1	30t
Wilbert Montgomery	Philadelphia	9/24/78	25	111	0	12
Willis McGahee	Buffalo	10/17/04	26	111	0	31
Peyton Barber	Las Vegas	9/26/21	23	111	1	27t
Franco Harris	Pittsburgh	11/14/76	22	110	1	26
Rocky Bleier	Pittsburgh	11/14/76	20	110	0	13
Eric Dickerson	Indianapolis	12/30/90	20	110	0	16
Corey Dillon	Cincinnati	10/1/00	22	110	0	19
Curtis Martin	N.Y. Jets	10/3/04	24	110	1	13
Thomas Jones	N.Y. Jets	9/23/07	25	110	0	12
Karlos Williams	Buffalo	9/27/15	12	110	1	41t
Karlos Williams	Buffalo	11/8/15	9	110	2	38t
Jonathan Stewart	Carolina	11/13/17	17	110	0	18
Jim Nance	Boston	11/9/69	17	109	0	23
Stump Mitchell	St. Louis	9/30/84	20	109	2	19
* Terry Allen	Baltimore	1/13/02	25	109	1	13
Joe Cribbs	Buffalo	12/27/82	19	108	1	62t
Curtis Martin	N.Y. Jets	10/4/98	36	108	1	15
Larry Johnson	Kansas City	12/21/08	12	108	1	33
Denard Robinson	Jacksonville	10/26/14	18	108	0	41
Freeman McNeil	N.Y. Jets	11/10/85	26	107	0	13
Eric Dickerson	Indianapolis	12/17/89	21	107	2	17
* Edgerrin James	Indianapolis	12/30/00	21	107	0	34
Marshawn Lynch	Buffalo	12/9/07	23	107	0	11
Mark Ingram II	Baltimore	9/8/19	14	107	2	49
Lydell Mitchell	Baltimore	11/23/75	26	106	1	32t
Sam Cunningham	New England	9/19/76	21	106	0	15
Eddie George	Tennessee	9/7/97	23	106	1	13t
Raymont Harris	Chicago	10/27/97	25	106	1	9
Nick Chubb	Cleveland	11/24/19	21	106	1	17
Kyler Murray	Arizona	11/8/20	11	106	1	28
Franco Harris	Pittsburgh	12/3/73	15	105	1	21t
Marcus Allen	L.A. Raiders	9/19/83	22	105	0	15
* Craig James	New England	1/12/86	22	105	0	21
Willis McGahee	Baltimore	10/19/08	19	105	1	17
Fred Jackson	Buffalo Bills	12/22/13	18	105	1	14
Chris Johnson	N.Y. Jets	12/1/14	17	105	0	47
Lydell Mitchell	Baltimore	12/9/73	35	104	0	9
John Stephens	New England	11/6/88	25	104	1	13t
Rod Bernstine	San Diego	12/15/91	13	104	3	63t
Willis McGahee	Baltimore	12/16/07	29	104	0	19
Chris Johnson	Tennessee	12/20/09	29	104	0	14
Sammy Winder	Denver	9/29/85	20	103	2	19
Brad Baxter	N.Y. Jets	11/1/92	20	103	0	28
Jamal Anderson	Atlanta	12/27/98	18	103	1	36t
Emmitt Smith	Dallas	11/25/99	31	103	0	28
Garrison Hearst	San Francisco	12/16/01	26	103	0	23
Ben Tate	Houston	9/18/11	23	103	0	16
Tony Pollard	Dallas	9/22/19	13	103	1	28
Jonathan Taylor	Indianapolis	10/3/21	16	103	1	38
Thomas Jones	N.Y. Jets	11/1/09	27	102	0	11
Eric Dickerson	L.A. Rams	10/30/83	14	101	1	40
Duce Staley	Pittsburgh	9/26/04	22	101	0	38
Thomas Jones	N.Y. Jets	9/7/08	22	101	1	14
* Wendell Hayes	Kansas City	12/25/71	22	100	0	22
Mark van Eeghen	New England	12/12/82	22	100	0	11
Chris Brown	Tennessee	9/11/04	16	100	0	52
Damien Harris	New England	9/12/21	23	100	0	35

\* Playoff Game

\*\* Super Bowl



## DOLPHINS LARGEST COMEBACKS

DOLPHINS				
MARGIN	SCORE/QUARTER	FINAL SCORE	DATE	OPPONENT
1. 24 points	0-24 (2nd)	34-27	12/15/74	NEW ENGLAND
2. 21 points	0-21 (2nd)	24-23	12/4/05	BUFFALO
21 points	14-35 (4th)	42-38	9/18/22	at Baltimore
3. 18 points	3-21 (2nd)	24-21	11/14/71	PITTSBURGH
18 points	3-21 (2nd)	24-21	1/4/86	CLEVELAND*
18 points	6-24 (3rd)	28-24	11/27/94	at N.Y. Jets
6. 17 points	0-17 (3rd)	21-17	11/10/68	at Buffalo
17 points	3-20 (2nd)	31-23	11/12/89	at N.Y. Jets
17 points	0-17 (2nd)	28-20	10/29/00	GREEN BAY
17 points	0-17 (3rd)	20-17	10/15/17	at Atlanta

NOTE: Miami's largest fourth-quarter comeback was from a 21-point deficit (14-35 to 42-38) against Baltimore on September 18, 2022.

OPPONENTS				
MARGIN	SCORE/QUARTER	FINAL SCORE	DATE	OPPONENT
1. 23 points	7-30 (4th)	40-37 (OT)	10/23/00	at N.Y. Jets
2. 21 points	0-21 (2nd)	34-31 (OT)	10/25/87	BUFFALO
21 points	3-24 (3rd)	27-24 (OT)	10/8/95	INDIANAPOLIS
21 points	3-24 (2nd)	46-34	10/25/09	NEW ORLEANS
5. 18 points	10-28 (2nd)	45-28	10/9/77	at Baltimore
6. 17 points	0-17 (3rd)	21-17	10/14/01	at N.Y. Jets
17 points	0-17 (3rd)	27-24	12/14/11	at New England
17 points	0-17 (3rd)	27-17	10/7/18	at Cincinnati

\* Playoff Game

## DOLPHINS 10 LARGEST MARGINS

...OF VICTORY				
MARGIN	SCORE	DATE	OPPONENT	
1. 52 points	52-0	11/12/72	NEW ENGLAND	
2. 50 points	70-20	9/24/23	DENVER	
3. 44 points	44-0	11/11/73	BALTIMORE	
4. 43 points	43-0	10/19/75	at N.Y. Jets	
5. 42 points	42-0	9/10/78	at Baltimore	
42 points	45-3	11/24/86	N.Y. JETS	
42 points	42-0	10/11/87	KANSAS CITY	
8. 41 points	55-14	11/24/77	at St. Louis	
9. 38 points	45-7	12/20/70	BUFFALO	
38 points	41-3	10/17/71	NEW ENGLAND	
38 points	52-14	9/3/95	N.Y. JETS	

...OF DEFEAT				
MARGIN	SCORE	DATE	OPPONENT	
1. 55 points	62-7	1/15/00	at Jacksonville*	
2. 49 points	59-10	9/8/19	BALTIMORE	
3. 45 points	48-3	9/28/68	KANSAS CITY	
4. 43 points	43-0	9/15/19	NEW ENGLAND	
5. 41 points	41-0	10/8/67	at Kansas City	
41 points	41-0	12/14/97	at Indianapolis	
7. 40 points	40-0	10/26/17	at Baltimore	
8. 37 points	56-19	12/31/23	at Baltimore	
9. 35 points	35-0	11/1/70	at Baltimore	
35 points	42-7	10/13/91	at Kansas City	
35 points	38-3	1/9/99	at Denver*	
35 points	35-0	9/19/21	BUFFALO	

\* Playoff Game



## DOLPHINS HOME AND AWAY

(Regular Season)

YEAR	HOME	PCT.	ROAD	PCT.	OVERALL	PCT.
1966	2-5	.286	1-6	.143	3-11	.214
1967	4-3	.571	0-7	.000	4-10	.286
1968	1-5-1	.214	4-3	.571	5-8-1	.393
1969	2-4-1*	.357	1-6*	.143	3-10-1	.250
1970	6-1	.857	4-3	.571	10-4	.714
1971	6-1	.857	4-2-1	.643	10-3-1	.750
1972	7-0	1.000	7-0	1.000	14-0	1.000
1973	7-0	1.000	5-2	.714	12-2	.857
1974	7-0	1.000	4-3	.571	11-3	.786
1975	5-2	.714	5-2	.714	10-4	.714
1976	3-4	.429	3-4	.429	6-8	.429
1977	6-1	.857	4-3	.571	10-4	.714
1978	7-1	.875	4-4	.500	11-5	.688
1979	6-2	.750	4-4	.500	10-6	.625
1980	5-3	.625	3-5	.375	8-8	.500
1981	6-1-1	.813	5-3	.625	11-4-1	.719
1982	4-0	1.000	3-2	.600	7-2	.778
1983	7-1	.875	5-3	.625	12-4	.750
1984	7-1	.875	7-1	.875	14-2	.875
1985	8-0	1.000	4-4	.500	12-4	.750
1986	4-4	.500	4-4	.500	8-8	.500
1987	4-3	.571	4-4	.500	8-7	.533
1988	4-4	.500	2-6	.250	6-10	.375
1989	4-4	.500	4-4	.500	8-8	.500
1990	7-1	.875	5-3	.625	12-4	.750
1991	5-3	.625	3-5	.375	8-8	.500
1992	6-2	.750	5-3	.625	11-5	.688
1993	4-4	.500	5-3	.625	9-7	.563
1994	6-2	.750	4-4	.500	10-6	.625
1995	5-3	.625	4-4	.500	9-7	.563
1996	4-4	.500	4-4	.500	8-8	.500
1997	6-2	.750	3-5	.375	9-7	.563
1998	7-1	.875	3-5	.375	10-6	.625
1999	5-3	.625	4-4	.500	9-7	.563
2000	5-3	.625	6-2	.750	11-5	.688
2001	7-1	.875	4-4	.500	11-5	.688
2002	7-1	.875	2-6	.250	9-7	.563
2003	4-4	.500	6-2	.750	10-6	.625
2004	3-5	.375	1-7	.125	4-12	.250
2005	5-3	.625	4-4	.500	9-7	.563
2006	4-4	.500	2-6	.250	6-10	.375
2007	1-7#	.125	0-8	.000	1-15	.063
2008	5-3	.625	6-2	.750	11-5	.688
2009	4-4	.500	3-5	.375	7-9	.438
2010	1-7	.125	6-2	.750	7-9	.438
2011	4-4	.500	2-6	.250	6-10	.375
2012	5-3	.625	2-6	.250	7-9	.438
2013	4-4	.500	4-4	.500	8-8	.500
2014	4-4	.500	4-4@	.500	8-8	.500
2015	3-5^	.375	3-5	.375	6-10	.375
2016	6-2	.750	4-4	.500	10-6	.625
2017	4-4&	.500	2-6	.250	6-10	.375
2018	6-2	.750	1-7	.125	7-9	.438
2019	3-5	.375	2-6	.250	5-11	.313
2020	5-3	.625	5-3	.625	10-6	.625
2021	6-3	.667	3-5\$	.375	9-8	.529
2022	6-2	.750	3-6	.333	9-8	.529
2023	7-2	.778	4-4%	.500	11-6	.647
2024	5-3	.625	3-6	.333	8-9	.471
TOTALS	291-163-3	.641	213-245-1	.465	504-408-4	.553

\* Includes 38-23 loss to Boston at Tampa. # Includes 13-10 loss to N.Y. Giants at London, England. @ Includes 38-14 win over Oakland at London, England. ^ Includes 27-14 loss to N.Y. Jets at London, England. & Includes 20-0 loss to New Orleans at London, England. \$ Includes 20-23 loss to Jacksonville at London, England. % Includes 21-14 loss to Kansas City at Frankfurt, Germany.



## DOLPHINS MONTH BY MONTH

(Regular Season)

YEAR	SEPTEMBER	OCTOBER	NOVEMBER	DECEMBER	JANUARY	RECORD
1966	0-3	2-2	0-4	1-2	0-0	3-11
1967	1-1	0-4	1-3	2-2	0-0	4-10
1968	0-3	2-1-1	2-2	1-2	0-0	5-8-1
1969	0-3	1-2-1	1-4	1-1	0-0	3-10-1
1970	1-1	3-1	3-2	3-0	0-0	10-4
1971	1-0-1	4-1	4-0	1-2	0-0	10-3-1
1972	2-0	5-0	4-0	3-0	0-0	14-0
1973	2-1	4-0	4-0	2-1	0-0	12-2
1974	2-1	3-1	3-1	3-0	0-0	11-3
1975	1-1	4-0	2-2	3-1	0-0	10-4
1976	2-1	2-3	1-3	1-1	0-0	6-8
1977	2-0	3-2	3-1	2-1	0-0	10-4
1978	2-2	4-1	2-2	3-0	0-0	11-5
1979	4-1	2-2	3-2	1-1	0-0	10-6
1980	3-1	1-3	2-3	2-1	0-0	8-8
1981	4-0	1-2-1	3-2	3-0	0-0	11-4-1
1982	2-0	0-0	1-1	3-1	1-0	7-2
1983	3-1	3-2	3-1	3-0	0-0	12-4
1984	5-0	4-0	3-1	2-1	0-0	14-2
1985	3-1	2-2	3-1	4-0	0-0	12-4
1986	1-3	2-2	3-2	2-1	0-0	8-8
1987	1-1	1-3	3-2	3-1	0-0	8-7
1988	1-3	4-1	0-4	1-2	0-0	6-10
1989	1-2	3-2	3-1	1-3	0-0	8-8
1990	3-1	3-0	3-1	3-2	0-0	12-4
1991	2-3	1-2	3-1	2-2	0-0	8-8
1992	3-0	3-1	2-3	3-1	0-0	11-5
1993	2-1	4-0	3-1	0-4	0-1	9-7
1994	3-1	3-1	2-2	2-2	0-0	10-6
1995	3-0	2-3	1-3	3-1	0-0	9-7
1996	3-1	1-3	2-2	2-2	0-0	8-8
1997	2-2*	3-1	3-2	1-2	0-0	9-7
1998	3-0	2-2	3-2	2-2	0-0	10-6
1999	2-0	4-1	2-2	1-3	0-1	9-7
2000	3-1	3-1	3-1	2-2	0-0	11-5
2001	2-1	2-1	3-1	3-2	1-0	11-5
2002	3-1	2-1	2-2	2-3	0-0	9-7
2003	2-1	3-1	3-2	2-2	0-0	10-6
2004	0-3	1-3	1-3	2-2	0-1	4-12
2005	2-1	1-3	1-3	4-0	1-0	9-7
2006	1-2	0-4	4-0	1-4	0-0	6-10
2007	0-4	0-4	0-3	1-4	0-0	1-15
2008	1-2	2-2	4-1	4-0	0-0	11-5
2009	0-3	2-1	3-2	2-2	0-1	7-9
2010	2-1	2-2	2-2	1-3	0-1	7-9
2011	0-3	0-4	3-1	2-2	1-0	6-10
2012	1-3	3-0	1-3	2-3	0-0	7-9
2013	3-1	1-3	1-2	3-2	0-0	8-8
2014	2-2	2-1	2-2	2-3	0-0	8-8
2015	1-2	2-2	1-3	1-3	1-0	6-10
2016	1-3	2-1	4-0	3-1	0-1	10-6
2017	1-1	3-2	0-4	2-3	0-0	6-10
2018	3-1	1-3	1-2	2-3	0-0	7-9
2019	0-4	0-3	2-2	3-2	0-0	5-11
2020	1-2	2-1	4-1	3-1	0-1	10-6
2021	1-2	0-5	4-0	3-0	1-1	9-8
2022	3-1	2-2	3-0	0-4	1-1	9-8
2023	3-0	3-2	2-1	3-2	0-1	11-6
2024	1-3	1-2	3-2	3-1	0-1	8-9
<b>TOTALS</b>	<b>107-87-1</b>	<b>126-105-3</b>	<b>138-106</b>	<b>126-99</b>	<b>7-11</b>	<b>504-408-4</b>

\* includes August 31, 1997, 16-10 win over Indianapolis



## PRIME TIME DOLPHINS

YEAR	DATE	OPPONENT	SCORE	W/L	NETWORK	ATTENDANCE
1970	Mon., Nov. 30	at Atlanta	20-7	W	ABC	53,303
1971	Mon., Nov. 29	CHICAGO	34-3	W	ABC	73,071
1972	Mon., Nov. 27	ST. LOUIS	31-10	W	ABC	78,190
1973	Mon., Oct. 15	at Cleveland	17-9	W	ABC	72,070
1973	Mon., Dec. 3	PITTSBURGH	30-26	W	ABC	68,901
1974	Mon., Oct. 7	N.Y. JETS	21-17	W	ABC	61,527
1974	Mon., Dec. 2	CINCINNATI	24-3	W	ABC	71,962
1975	Mon., Sept. 22	OAKLAND	21-31	L	ABC	78,744
1975	Mon., Dec. 1	NEW ENGLAND	20-7	W	ABC	61,963
1976	Mon., Sept. 13	at Buffalo	30-21	W	ABC	77,683
1976	Mon., Nov. 22	BALTIMORE	16-17	L	ABC	62,104
1977	Mon., Dec. 5	BALTIMORE	17-6	W	ABC	68,977
1978	Mon., Oct. 9	CINCINNATI	21-0	W	ABC	54,729
1978	Mon., Nov. 20	at Houston	30-35	L	ABC	50,290
1978	Mon., Dec. 18	NEW ENGLAND	23-3	W	ABC	72,071
1979	Mon., Oct. 8	at Oakland	3-13	L	ABC	52,419
1979	Mon., Nov. 5	HOUSTON	6-9	L	ABC	70,273
1979	Thur., Nov. 29	NEW ENGLAND	39-24	W	ABC	69,174
1980	Mon., Oct. 27	at N.Y. Jets	14-17	L	ABC	53,046
1980	Thur., Nov. 20	SAN DIEGO	24-27	L (OT)	ABC	63,013
1980	Mon., Dec. 8	NEW ENGLAND	16-13	W (OT)	ABC	63,292
1981	Thur., Sept. 10	PITTSBURGH	30-10	W	ABC	74,190
1981	Mon., Oct. 12	at Buffalo	21-31	L	ABC	78,576
1981	Mon., Nov. 30	PHILADELPHIA	13-10	W	ABC	67,797
1982	Mon., Nov. 29	at Tampa Bay	17-23	L	ABC	54,854
1982	Mon., Dec. 27	BUFFALO	27-10	W	ABC	73,924
1983	Mon., Sept. 19	at L.A. Raiders	14-27	L	ABC	57,796
1983	Mon., Nov. 28	CINCINNATI	38-14	W	ABC	74,506
1983	Fri., Dec. 16	N.Y. JETS	34-14	W	ABC	59,975
1984	Mon., Sept. 17	at Buffalo	21-17	W	ABC	65,455
1984	Mon., Nov. 26	N.Y. JETS	28-17	W	ABC	74,884
1984	Mon., Dec. 17	DALLAS	28-21	W	ABC	74,139
1985	Mon., Oct. 14	at N.Y. Jets	7-23	L	ABC	73,807
1985	Mon., Dec. 2	CHICAGO	38-24	W	ABC	75,594
1985	Mon., Dec. 16	NEW ENGLAND	30-27	W	ABC	69,489
1986	Mon., Nov. 10	at Cleveland	16-26	L	ABC	77,949
1986	Mon., Nov. 24	N.Y. JETS	45-3	W	ABC	70,206
1986	Mon., Dec. 22	NEW ENGLAND	27-34	L	ABC	74,516
1987	Sun., Nov. 22	at Dallas	20-14	W	ESPN	56,519
1987	Mon., Dec. 7	N.Y. JETS	37-28	W	ABC	62,592
1987	Sun., Dec. 20	WASHINGTON	23-21	W	ESPN	65,715
1987	Mon., Dec. 28	NEW ENGLAND	10-24	L	ABC	61,192
1988	Mon., Nov. 14	BUFFALO	6-31	L	ABC	67,091
1988	Sun., Nov. 20	NEW ENGLAND	3-6	L	ESPN	53,526
1988	Mon., Dec. 12	CLEVELAND	38-31	W	ABC	61,884
1989	Sun., Dec. 10	NEW ENGLAND	31-10	W	ESPN	55,918
1990	Thur., Oct. 18	NEW ENGLAND	17-10	W	TNT	62,630
1990	Mon., Nov. 19	L.A. RAIDERS	10-13	L	ABC	70,553
1990	Sun., Dec. 9	PHILADELPHIA	23-20	W (OT)	ESPN	67,034
1991	Sun., Nov. 10	NEW ENGLAND	30-20	W	ESPN	56,065
1991	Mon., Nov. 18	BUFFALO	27-41	L	ABC	71,062
1991	Mon., Dec. 9	CINCINNATI	37-13	W	ABC	60,616
1992	Mon., Sept. 14	at Cleveland	27-23	W	ABC	74,765
1992	Mon., Nov. 16	BUFFALO	20-26	L	ABC	70,629
1992	Mon., Dec. 14	L.A. RAIDERS	20-7	W	ABC	67,098
1992	Sun., Dec. 20	N.Y. JETS	19-17	W	ESPN	68,275
1993	Mon., Oct. 4	WASHINGTON	17-10	W	ABC	68,568
1993	Sun., Oct. 24	INDIANAPOLIS	41-27	W	TNT	57,301
1993	Mon., Dec. 13	PITTSBURGH	20-21	L	ABC	70,232
1993	Mon., Dec. 27	at San Diego	20-45	L	ABC	60,311
1994	Sun., Oct. 2	at Cincinnati	23-7	W	TNT	55,056
1994	Sun., Dec. 4	BUFFALO	31-42	L	ESPN	69,358
1994	Mon., Dec. 12	KANSAS CITY	45-28	W	ABC	71,578
1994	Sun., Dec. 25	DETROIT	27-20	W	ESPN	70,980
1995	Mon., Sept. 18	PITTSBURGH	23-10	W	ABC	72,874
1995	Sun., Nov. 5	at San Diego	24-14	W	ESPN	61,996
1995	Mon., Nov. 20	SAN FRANCISCO	20-44	L	ABC	73,080
1995	Mon., Dec. 11	KANSAS CITY	13-6	W	ABC	70,321
1996	Sun., Sept. 8	at Arizona	38-10	W	TNT	55,444



## PRIME TIME DOLPHINS

YEAR	DATE	OPPONENT	SCORE	W/L	NETWORK	ATTENDANCE
1996	Mon., Sept. 23	at Indianapolis	6-10	L	ABC	60,891
1996	Mon., Nov. 25	PITTSBURGH	17-24	L	ABC	73,489
1996	Mon., Dec. 16	BUFFALO	16-14	W	ABC	67,016
1997	Sun., Sept. 21	at Tampa Bay	21-31	L	TNT	73,314
1997	Mon., Oct. 27	CHICAGO^	33-36	L (OT)	ABC	73,156
1997	Mon., Nov. 17	BUFFALO	30-13	W	ABC	74,155
1997	Sun., Dec. 7	DETROIT	33-30	W	ESPN	72,266
1997	Mon., Dec. 22	NEW ENGLAND	12-14	L	ABC	74,379
1998	Mon., Oct. 12	at Jacksonville	21-28	L	ABC	74,051
1998	Mon., Nov. 23	at New England	23-26	L	ABC	58,729
1998	Sun., Dec. 13	N.Y. JETS	16-21	L	ESPN	74,369
1998	Mon., Dec. 21	DENVER	31-21	W	ABC	74,363
1999	Mon., Sept. 13	at Denver	38-21	W	ABC	75,623
1999	Mon., Oct. 4	BUFFALO	18-23	L	ABC	74,073
1999	Sun., Nov. 7	TENNESSEE	17-0	W	ESPN	74,109
1999	Mon., Dec. 27	N.Y. JETS	31-38	L	ABC	74,230
2000	Sun., Sept. 17	BALTIMORE	19-6	W	ESPN	73,464
2000	Mon., Oct. 23	at N.Y. Jets	37-40	L (OT)	ABC	78,389
2001	Sun., Sept. 9	at Tennessee	31-23	W	ESPN	68,798
2001	Mon., Dec. 10	INDIANAPOLIS	41-6	W	ABC	73,858
2002	Sun., Oct. 13	at Denver	24-22	W	ESPN	75,941
2002	Mon., Nov. 4	at Green Bay	10-24	L	ABC	63,284
2002	Sun., Nov. 10	at N.Y. Jets	10-13	L	ESPN	78,920
2002	Mon., Dec. 9	CHICAGO	27-9	W	ABC	73,609
2003	Sun., Sept. 21	BUFFALO	17-7	W	ESPN	73,458
2003	Mon., Oct. 27	at San Diego#	26-10	W	ABC	73,014
2003	Sun., Nov. 23	WASHINGTON	24-23	W	ESPN	73,578
2003	Mon., Dec. 15	PHILADELPHIA	27-34	L	ABC	73,780
2004	Sun., Sept. 19	at Cincinnati	13-16	L	ESPN	65,705
2004	Sun., Sept. 26	PITTSBURGH@	3-13	L	CBS	72,225
2004	Mon., Nov. 1	at N.Y. Jets	14-41	L	ABC	78,216
2004	Mon., Dec. 20	NEW ENGLAND	29-28	W	ABC	73,629
2004	Sun., Dec. 26	CLEVELAND	10-7	W	ESPN	73,169
2005	Fri., Oct. 21	KANSAS CITY%	20-30	L	CBS	68,350
2006	Thur., Sept. 7	at Pittsburgh	17-28	L	NBC	64,927
2006	Mon., Dec. 25	N.Y. JETS	10-13	L	ESPN	73,500
2007	Mon., Nov. 26	at Pittsburgh	0-3	L	ESPN	57,704
2009	Mon., Sept. 21	INDIANAPOLIS	23-27	L	ESPN	66,227
2009	Mon., Oct. 12	N.Y. JETS	31-27	W	ESPN	69,767
2009	Thur., Nov. 19	at Carolina	24-17	W	NFLN	73,475
2010	Sun., Sept. 26	N.Y. JETS	23-31	L	NBC	70,481
2010	Mon., Oct. 4	NEW ENGLAND	14-41	L	ESPN	69,090
2010	Thur., Nov. 18	CHICAGO	0-16	L	NFLN	68,752
2011	Mon., Sept. 12	NEW ENGLAND	24-38	L	ESPN	66,860
2011	Mon., Oct. 17	at N.Y. Jets	6-24	L	ESPN	78,912
2012	Thurs., Nov. 11	at Buffalo	14-19	L	NFLN	69,118
2013	Mon., Sept. 30	at New Orleans	17-38	L	ESPN	73,118
2013	Thur., Oct. 31	CINCINNATI	22-20	W (OT)	NFLN	52,388
2013	Mon., Nov. 11	at Tampa Bay	19-22	L	ESPN	64,448
2014	Thurs., Nov. 13	BUFFALO	22-9	W	NFLN	71,573
2014	Mon., Dec. 1	at N.Y. Jets	16-13	W	ESPN	78,160
2015	Thur., Oct. 29	at New England	7-36	L	NFLN	66,829
2015	Mon., Dec. 14	N.Y. Giants	24-31	L	ESPN	65,408
2016	Thur., Sept. 29	at Cincinnati	7-22	L	NFLN	60,834
2016	Sat., Dec. 17	at N.Y. Jets	34-13	W	NFLN	78,160
2017	Thur., Oct. 26	at Baltimore	0-40	L	CBS/NFLN/ Amazon	70,408
2017	Sun., Nov. 5	OAKLAND	24-27	L	NBC	65,139
2017	Mon., Nov. 13	at Carolina	21-45	L	ESPN	72,790
2017	Mon., Dec. 11	NEW ENGLAND	27-20	W	ESPN	65,548
2018	Thur., Oct. 25	at Houston	23-42	L	FOX/NFLN/ Amazon	71,726
2019	Mon., Oct. 28	at Pittsburgh	14-27	L	ESPN	59,244
2020	Thur., Sept. 24	at Jacksonville	31-13	W	NFLN	16,563
2020	Sat., Dec. 26	at Las Vegas	26-25	W	NFLN	0
2021	Thur., Nov. 11	BALTIMORE	22-10	W	FOX/NFLN/ Amazon	65,948
2021	Mon., Dec. 27	at New Orleans	20-3	W	ESPN	69,170
2022	Thur., Sept. 29	at Cincinnati	15-27	L	Prime Video	67,260



## PRIME TIME DOLPHINS

YEAR	DATE	OPPONENT	SCORE	W/L	NETWORK	ATTENDANCE
2022	Sun., Oct. 23	PITTSBURGH	16-10	W	NBC	66,224
2022	Sun., Dec. 11	at L.A. Chargers	17-23	L	NBC	70,240
2022	Sat., Dec. 17	at Buffalo	29-32	L	NFLN	70,794
2023	Sun., Sept. 17	at New England	24-17	W	NBC	64,628
2023	Sun., Oct. 22	at Philadelphia	17-31	L	NBC	69,879
2023	Mon., Dec. 11	TENNESSEE	27-28	L	ESPN	66,068
2023	Sun., Jan. 7	BUFFALO	14-21	L	NBC	66,292
2023	Sat., Jan. 13	at Kansas City*	7-26	L	Peacock	71,492
2024	Thur., Sept. 12	BUFFALO	13-31	L	Prime Video	65,601
2024	Mon., Sept. 30	TENNESSEE	12-31	L	ESPN	65,291
2024	Mon., Nov. 11	at L.A. Rams	23-15	W	ESPN	72,474
2024	Thur., Nov. 28	at Green Bay	17-30	L	NBC	77,599

**TOTALS: 44-45 Monday Night (34-24 home, 10-21 road)  
21-12 Sunday Night (14-7 home, 7-5 road)  
8-11 Thursday Night (6-3 home, 2-8 road)  
3-3 Other (1-1 home, 2-2 road); 0-1 Playoffs**

\* Playoff Game

^ Game originally scheduled for Sun., Oct. 26 postponed to Mon., Oct. 27 due to Game 7 of World Series.

# Game played at Sun Devil Stadium in Tempe, Ariz. due to California wildfires.

@ Game originally scheduled to start at 1:00 p.m. but moved back to 8:30 p.m. because of Hurricane Jeanne.

% Game originally scheduled for Sunday, Oct. 23 at 1:00 p.m. but moved up to Friday, Oct. 21 at 7:00 p.m. because of the impending arrival of Hurricane Wilma.

## DOLPHINS' 10 LARGEST CROWDS

(Regular Season and Postseason games only)

1966-96 = actual attendance

1997-Present = paid attendance

HOME (Modernized Hard Rock Stadium, 2015-23)@					
ATTENDANCE	DATE	OPPONENT	RESULT	W/L	
1. 66,563	11/13/22	Cleveland	39-17	W	
2. 66,514	1/9/22	New England	33-24	W	
3. 66,429	1/8/23	N.Y. Jets	11-6	W	
4. 66,410	12/24/23	Dallas	22-20	W	
5. 66,328	12/25/22	Green Bay	20-26	L	
6. 66,292	1/7/24	Buffalo	14-21	L	
7. 66,224	10/23/22	Pittsburgh	16-10	W	
8. 66,206	9/25/22	Buffalo	21-19	W	
9. 66,205	11/27/22	Houston	30-15	W	
10. 66,163	1/1/17	New England	14-35	L	

HOME (Hard Rock Stadium, 1987-14)@					
ATTENDANCE	DATE	OPPONENT	RESULT	W/L	
1. 75,283	10/27/96	Dallas	10-29	L	
2. 74,379	12/22/97	New England	12-14	L	
3. 74,369	12/13/98	N.Y. Jets	16-21	L	
4. 74,363	12/21/98	Denver	31-21	W	
5. 74,320	11/19/00	N.Y. Jets	3-20	L	
6. 74,307	12/10/00	Tampa Bay	13-16	L	
7. 74,295	11/21/99	New England	27-17	W	
8. 74,259	11/18/01	N.Y. Jets	0-24	L	
9. 74,240	1/4/09	*Baltimore	9-27	L	
10. 74,230	12/27/99	N.Y. Jets	31-38	L	

HOME (Orange Bowl, 1966-86)					
ATTENDANCE	DATE	OPPONENT	RESULT	W/L	
1. 78,939	1/2/72	*Baltimore	21-0	W	
2. 78,914	11/19/72	N.Y. Jets	28-24	W	
3. 78,744	9/22/75	Oakland	21-31	L	
4. 78,196	12/24/72	*Cleveland	20-14	W	
5. 77,596	10/15/72	San Diego	24-10	W	
6. 76,801	11/27/72	St. Louis	31-10	W	
7. 76,696	12/16/72	Baltimore	16-0	W	
8. 76,029	1/6/85	*Pittsburgh	45-28	W	
9. 75,770	12/23/73	*Cincinnati	34-16	W	
10. 75,594	12/2/85	Chicago	38-24	W	



## DOLPHINS' 10 LARGEST CROWDS

ROAD				
ATTENDANCE	DATE	OPPONENT	RESULT	W/L
1. 103,667	1/30/83	**Washington (at Pasadena)	17-27	L
2. 90,163	9/9/07	Washington	13-16 (OT)	L
3. 90,127	9/22/19	Dallas	6-31	L
4. 87,418	11/24/11	Dallas	19-20	L
5. 85,462	1/14/73	**Washington (at L.A.)	14-7	W
6. 84,059	1/20/85	**San Francisco (at Stanford)	16-38	L
7. 83,483	11/20/16	Los Angeles	14-10	W
8. 83,436	9/28/14	Oakland (at London, Eng.)	38-14	W
9. 82,973	11/24/23	N.Y. Jets	34-13	W
10. 82,500	10/9/22	N.Y. Jets	17-40	L

\* Playoff Game    \*Super Bowl

@ 81,176 saw the Dolphins and Giants play on October 28, 2007 at London's Wembley Stadium, which was designated as a Dolphins home game. 83,986 saw the Dolphins and Jets play on October 4, 2015 at London's Wembley Stadium, which was designated as a Dolphins home game. 84,423 saw the Dolphins and Saints play on October 1, 2017 at London's Wembley Stadium, which was designated as a Dolphins home game.

NOTE: The largest attendance for a Dolphins game was 104,629 for a preseason game against Denver in Mexico City on Aug. 4, 1997.

## DOLPHINS' COLDEST/WARMEST GAMES

COLDEST GAMES				
DATE	TEAM	W/L	SCORE	CONDITIONS
1/13/24	*at Kansas City	L	7-26	-4°, clear
12/21/08	at Kansas City	W	38-31	10°, sunny
12/11/77	at New England	L	10-14	14°, clear
1/8/17	*at Pittsburgh	L	12-30	17°, partly cloudy
12/12/82	at New England	L	0-3	22°, snowy
12/17/17	at Buffalo	L	16-24	22°, mostly cloudy
12/8/85	at Green Bay	W	34-24	23°, cloudy
12/18/88	at Pittsburgh	L	24-40	23°, overcast, light snow
12/3/89	at Kansas City	L	21-26	23°, clear
12/27/92	at New England (OT)	W	16-13	23°, clear

\* Playoff Game

NOTE: Coldest game in Miami was 12/24/89 vs. Kansas City (27-24 win by Chiefs): 40° and clear.

WARMEST GAMES				
DATE	TEAM	W/L	SCORE	CONDITIONS
9/8/96	at Arizona	W	38-10	101°, night and dry
10/9/88	at L.A. Raiders	W	24-14	96°, clear and dry
9/3/95	N.Y. JETS	W	52-14	94°, mostly sunny
10/9/66	at Oakland	L	10-21	93°, sunny
8/19/83	**at Washington	W	38-7	93°, fair and muggy
9/1/96	NEW ENGLAND	W	24-10	93°, mostly sunny
9/11/22	NEW ENGLAND	W	20-7	92°, partly cloudy
9/17/72	at Kansas City	W	20-10	91°, sunny
9/24/89	N.Y. JETS	L	33-40	91°, partly sunny
9/18/95	PITTSBURGH	W	23-10	91°, partly cloudy
9/8/19	BALTIMORE	L	10-59	91°, mostly cloudy
9/8/24	JACKSONVILLE	W	20-17	91°, partly cloudy
9/28/80	NEW ORLEANS	W	21-16	90°, partly cloudy
9/4/83	at Buffalo	W	12-0	90°, sunny
9/14/86	INDIANAPOLIS	W	30-10	90°, sunny
8/17/17	**BALTIMORE	L	7-31	90°, partly cloudy
9/23/18	OAKLAND	W	28-20	90°, partly cloudy
9/20/20	BUFFALO	L	28-31	90°, cloudy

\*\* Preseason Game



## DOLPHINS IN THE HALL OF FAME



**DON SHULA**  
Coach • Inducted: 1997



**NICK BUONICONTI**  
LB • Inducted: 2001



**LARRY CSONKA**  
FB • Inducted: 1987



**BOB GRIESE**  
QB • Inducted: 1990



**JIM LANGER**  
C • Inducted: 1987



**LARRY LITTLE**  
G • Inducted: 1993



**DAN MARINO**  
QB • Inducted: 2005



**DWIGHT STEPHENSON**  
C • Inducted: 1998



**JASON TAYLOR**  
DE • Inducted: 2017



**ZACH THOMAS**  
LB • Inducted: 2023



**PAUL WARFIELD**  
WR • Inducted: 1983

## OTHER DOLPHINS HALL OF FAMERS



**BOBBY BEATHARD**  
Coach/Exec • Inducted: 2018



**CRIS CARTER**  
WR • Inducted: 2013



**JIMMY JOHNSON**  
Coach/Exec • Inducted: 2020



**BILL PARCELLS**  
Coach/Exec • Inducted: 2013



**JUNIOR SEAU**  
LB • Inducted: 2015



**THURMAN THOMAS**  
RB • Inducted: 2007



**GEORGE YOUNG**  
Coach/Exec • Inducted: 2020

## DOLPHINS RETIRED JERSEYS

12

BOB GRIESE

13

DAN MARINO

39

LARRY CSONKA