



# NEW ENGLAND PATRIOTS

# PRESS RELEASE

Contact: Stacey James, Director of Media Relations ★ Michelle L. Murphy ★ Casey O'Connell  
Gillette Stadium ★ One Patriot Place ★ Foxborough, MA 02035 ★ 508-384-9105 ★ fax: 508-543-9053  
[staceyj@patriots.com](mailto:staceyj@patriots.com) ★ [michellel@patriots.com](mailto:michellel@patriots.com) ★ [caseyo@patriots.com](mailto:caseyo@patriots.com)

## AFC EAST LEADERS RETURN HOME TO FACE THE BROWNS

### MEDIA SCHEDULE

#### Wednesday, Oct. 22

10:45 – 11:15 Coach Belichick Press Availability in Media Workroom  
11:15 – 11:55 Open Locker Room  
11:15 Cleveland Conference Calls—  
Head Coach Butch Davis  
11:30 Running Back William Green  
12:45 – 1:05 Access to Practice (Photographers and camera operators only)

#### Thursday, Oct. 23

10:45 – 11:15 Coach Belichick Press Availability in Media Workroom  
11:15 – 11:55 Open Locker Room  
12:45 – 1:05 Access to Practice (Photographers and camera operators only)

#### Friday, Oct. 24

10:30 – 11:00 Coach Belichick Press Availability in Media Workroom  
11:00 – 11:35 Open Locker Room  
12:00 – 12:15 Access to Practice (Photographers and camera operators only)

#### Saturday, Oct. 25

Team Walkthrough – No Media Availability

#### Sunday, Oct. 26

1:00 Patriots vs. Cleveland Browns

#### Monday, Oct. 27

11:45 – 12:15 Coach Belichick Press Availability in Media Workroom  
12:15 – 12:55 Open Locker Room

### 2003 PATRIOTS SCHEDULE

Sun., Sept. 7	at Buffalo	L	0-31
<b>Sun., Sept. 14</b>	<b>at Philadelphia</b>	<b>W</b>	<b>31-10</b>
<b>Sun., Sept. 21</b>	<b>N.Y. Jets</b>	<b>W</b>	<b>23-16</b>
Sun., Sept. 28	at Washington	L	17-20
<b>Sun., Oct. 5</b>	<b>Tennessee</b>	<b>W</b>	<b>38-30</b>
<b>Sun., Oct. 12</b>	<b>N.Y. Giants</b>	<b>W</b>	<b>17-6</b>
<b>Sun., Oct. 19</b>	<b>at Miami</b>	<b>W ot</b>	<b>19-13</b>
Sun., Oct. 26	Cleveland	1:00	CBS
Mon., Nov. 3	at Denver	9:00	ABC
Sun., Nov. 9	BYE WEEK		
Sun., Nov. 16	Dallas	8:30	ESPN
Sun., Nov. 23	at Houston	1:00	CBS
Sun., Nov. 30	at Indianapolis	1:00	CBS
Sun., Dec. 7	Miami	4:15	CBS
Sun., Dec. 14	Jacksonville	1:00	CBS
Sat., Dec. 20	at N.Y. Jets	8:30	ESPN
Sat., Dec. 27	Buffalo	1:30	CBS

### AFC EAST STANDINGS

Teams	W	L	T	Pct.	PF	PA
<b>NEW ENGLAND</b> .....	<b>5</b>	<b>2</b>	<b>0</b>	<b>.714</b>	<b>145</b>	<b>126</b>
Miami Dolphins .....	4	2	0	.667	118	77
Buffalo Bills .....	4	3	0	.571	138	110
New York Jets .....	2	4	0	.333	94	94

### NEW ENGLAND PATRIOTS (5-2) vs. CLEVELAND BROWNS (3-4)

Sunday, Oct. 26, 2003 ★ Gillette Stadium (68,436) ★ 1:00 p.m.

Fresh off of a dramatic overtime win in Miami, the AFC East-leading Patriots will look to extend their three-game winning streak when they return home to Gillette Stadium to host the Cleveland Browns. New England has won five of its last six games and has started its season with a 5-2 record for the first time since 1999. The Patriots have won three games in a row in front of the New England fans, but face a challenge from a Cleveland team that the Patriots expect to be up to the task. The Browns have won their last two road games, coming away victorious from Pittsburgh (33-13 on Oct. 5) and San Francisco (13-12 on Sept. 21).

"[The Browns] play their best football on the road," said Patriots Head Coach Bill Belichick. "We all saw what they did to Pittsburgh. They went out and beat San Francisco in San Francisco. They've got a very talented team defensively, along with their receivers and their skill players on offense."

The Patriots will try to defend their turf against a Browns offense featuring running back William Green, the Boston College product who ranks fifth in the AFC with 559 rushing yards on 142 attempts. But Cleveland's second-year back will have his work cut out for him, as the New England run-stopping unit ranks seventh in the NFL. The Browns' aerial attack will have to contend with a Patriots secondary that has notched six interceptions in its last three games. Cornerback Tyrone Poole and safeties Rodney Harrison and Eugene Wilson each have two interceptions apiece in their last two games.

On offense, the Patriots will face a Cleveland defense ranked sixth in the NFL. The Browns have the league's top-rated pass defense, posing a healthy challenge to Tom Brady, Troy Brown and the rest of the Patriots offense. But the New England attack will be brimming with confidence following the 82-yard bomb from Brady to Brown on the final play of last week's dramatic 19-13 overtime win over the Dolphins, and will try to carry that momentum into this week's clash.

**TELEVISION:** This week's game will be televised by CBS. The game can be seen locally on WBZ-TV Channel 4 in Boston. **Dick Enberg** will handle the play-by-play duties and **Dan Dierdorf** will provide analysis. **Bonnie Bernstein** will deliver reports from the sidelines throughout the game. Immediately following the game, the Fifth Quarter postgame show can be seen on WSBK-TV Channel 38 in Boston.

**RADIO:** WBCN 104.1 FM is the flagship station for the Patriots Rock Radio Network. Play-by-play broadcaster **Gil Santos** is in his 27th season as the voice of the Patriots and calls the action along with Patriots Hall of Famer **Gino Cappelletti**. In 2003, Santos and Cappelletti celebrate their 20th season as a broadcast tandem.

### HOME COOKING

The Patriots are 8-3 (.727) at Gillette Stadium since their new home opened in 2002, including a 3-0 record this season. The Patriots have won six of their last seven home games and are 14-5 (.737) at home since 2001. Foxborough has proven to be a very hospitable place for the Patriots since Robert Kraft purchased the team in 1994. Since that time, the Patriots hold a 66-33 (.667) record at home, including preseason, regular season and postseason games.

### CHANGING LEAVES AND CHANGING FORTUNES

New England is always a nice place to be in the month of October, and this year, the Patriots are sharing that sentiment. Although the leaves have changed, the Patriots have stayed on the winning track, enjoying a 3-0 start to the month. This week against the Browns, New England has an opportunity to go undefeated in October for the first time since 1978 and for just the second time in team history. The Patriots have already won two October home games and will try to treat the Gillette Stadium faithful by winning three home games in the same month for the first time since October of 1988. The Patriots' October success is a refreshing turnaround from the frightful experience last year, when New England was 0-3 in October.

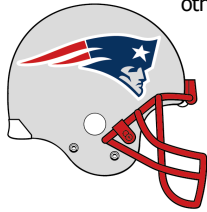
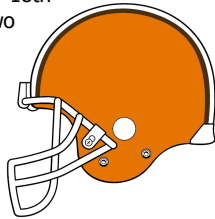




# THIS WEEK: PATRIOTS VS. BROWNS

## SERIES HISTORY

The Patriots and Browns will meet for the 18th time in the regular season when the two clubs square off on Sunday. Including a 1994 playoff meeting, the Browns have won 12 of the 18 games between the teams. The Patriots have won three of their last four games against the Browns and are 4-2 against Cleveland since 1993. The series dates back to 1971, when New England suffered a 27-7 loss at Cleveland Municipal Stadium. The Patriots and Browns have played frequently recently, with this week's game marking the fourth time in five seasons the non-divisional foes have faced each other. Excluding the seasons when Cleveland did not have a team (1996-98), the Patriots and Browns have faced off in eight of the past nine seasons, with last season marking the only time the teams did not play over that span. The Patriots have won their last two matchups with Cleveland in Foxborough, including a 27-16 win in their most recent meeting two seasons ago.



## CLEVELAND 11, PATRIOTS 6

Date	Result	+/-	Stadium
11/21/71	at Cleveland 27, NE 7	-20	Cleveland Municipal
11/10/74	Cleveland 21, at NE 14	-7	Schaefer
09/26/77	at Cleveland 30, NE 27 (OT)	-3	Cleveland Municipal
09/07/80	at NE 34, Cleveland 17	+17	Schaefer
11/21/82	at Cleveland 10, NE 7	-3	Cleveland Municipal
11/20/83	Cleveland 30, at NE 0	-30	Sullivan
10/07/84	NE 17, at Cleveland 16	+1	Cleveland Municipal
10/06/85	at Cleveland 24, NE 20	-4	Cleveland Municipal
10/04/87	Cleveland 20, at NE 10	-10	Sullivan
09/08/91	Cleveland 20, at NE 0	-20	Foxboro
10/25/92	Cleveland 19, at NE 17	-2	Foxboro
12/19/93	NE 20, at Cleveland 17	+3	Cleveland Municipal
11/06/94	at Cleveland 13, NE 6	-7	Cleveland Municipal
09/03/95	at NE 17, Cleveland 14	+3	Foxboro
10/03/99	NE 19, at Cleveland 7	+12	Cleveland Browns
11/12/00	at Cleveland 19, NE 11	-8	Cleveland Browns
12/09/01	at NE 27, Cleveland 16	+11	Foxboro

## SERIES TRENDS

Record in New England	3-5
Record in Cleveland	3-6
Total Points in the Series	Cleveland 340, Patriots 266
Largest Margin of Victory	17 points (09/07/80)
Largest Margin of Defeat	30 points (11/20/83)
Bill Belichick vs. Cleveland	1-1
Butch Davis vs. New England	0-1

## THE LAST TIME

### Patriots 27, Browns 16 – December 9, 2001

The Patriots improved to 8-5 in the 2001 season with a 27-16 win over the Browns at Foxboro Stadium. Cleveland took a 10-3 lead in the first quarter, but New England scored 17 unanswered points in the second quarter to take a 20-10 halftime lead that proved to be enough to win. Troy Brown was the star of the game for the Patriots, catching seven passes for 89 yards and returning a punt 85 yards for a touchdown late in the second quarter to put the Patriots up 17-10. Brown's punt return was the second longest in franchise history (tying Irving Fryar). Cleveland chipped back into the game, closing the gap to 20-16 in the fourth quarter, but a 5-yard touchdown run by Antowain Smith with 2:43 left in the game clinched the win for New England.

## TALE OF THE TAPE

2003 Regular Season	New England	Cleveland
Record	5-2	3-4
Divisional Standings	1st	2nd
Total Yards Gained	2,135	1,930
Total Offense (Rank)	305.0 (22)	275.7 (28)
Rush Offense	109.9 (17)	96.3 (23)
Pass Offense	195.1 (22)	179.4 (26)
Points Per Game	20.7	16.0
Total Yards Allowed	2,291	1,976
Total Defense	327.3 (21)	282.3 (6)
Rush Defense	90.6 (7)	134.7 (27)
Pass Defense	236.7 (27)	147.6 (1)
Points Allowed/Game	18.0	17.3
Possession Avg.	30:17	31:36
Sacks Allowed/Yards Lost	16/127	14/102
Sacks Made/Yards	17/99	12/69
Interceptions By	11	7
Penalties Against/Yards	61/555	48/416
Punts/Avg.	39/39.3	31/42.6
Takeaway/Giveaway Ratio	+7	-2

## BILL BELICHICK IN CLEVELAND

Patriots Head Coach Bill Belichick was the head coach of the Cleveland Browns for five seasons from 1991-95. Belichick took over with the Browns coming off of what was their worst season in franchise history, a 3-13 campaign in 1990. By 1994, Belichick had coached the Browns to an 11-5 record and a playoff berth. While with the Browns, Belichick hired a significant number of coaches and scouts who have gone on to have significant success in the NFL or college football. Belichick's hires have produced four college head coaches, three NFL defensive coordinators and three NFL personnel directors, among many others who have attained success in the football world. A complete listing of Belichick's Cleveland hires, their positions in Cleveland and their current positions can be found on page 21 of the 2003 Patriots media guide.

## BILL BELICHICK'S CLEVELAND HIRES

(Current NFL coordinators, personnel directors and college head coaches hired to positions with the Browns by Bill Belichick)

Name	Current Position	Team
Jim Bates	Defensive Coordinator	Miami Dolphins
Chuck Bresnahan	Defensive Coordinator	Oakland Raiders
Jim Schwartz	Defensive Coordinator	Tennessee Titans
Ozzie Newsome	V.P. of Player Personnel	Baltimore Ravens
Scott Pioli	V.P. of Player Personnel	New England Patriots
Mike Tannenbaum	Asst. GM/Dir. of Pro Personnel	New York Jets
Kirk Ferentz	Head Coach	University of Iowa
Al Groh	Head Coach	University of Virginia
Pat Hill	Head Coach	Fresno State
Nick Saban	Head Coach	Louisiana State

## SERIES SUPERLATIVES

The Patriots and Browns have played 17 times during the regular season and once in postseason play dating back to 1971. Below is a listing of the top individual game performances.

Rushing Yards	Att.	Yds	Avg.	TD	Date
NEP: Curtis Martin	19	102	5.3	1	09/03/95
CLE: Greg Pruitt	26	151	5.8	0	09/26/77

Passing Yards	Att	C	Yds	Td	I	Date
NEP: Drew Bledsoe	43	29	393	1	0	10/03/99
CLE: Paul McDonald	37	23	320	1	0	10/07/84

Receiving Yards	No	Yds	Avg.	Td	Date
NEP: Terry Glenn	13	214	16.5	1	10/03/99
CLE: Michael Jackson	7	151	21.6	2	09/03/95



# THIS WEEK: PATRIOTS VS. BROWNS

## CONNECTIONS

- Patriots Head Coach **Bill Belichick** was the Browns head coach from 1991-1995. He was named the franchise's 10th head coach on Feb. 5, 1991, making him the NFL's youngest head coach at the age of 38.
- Patriots defensive coordinator **Romeo Crennel** served as the Browns defensive coordinator in 2000.
- Patriots tight ends/assistant offensive line coach **Jeff Davidson** was born on Oct. 3, 1967, in Akron, Ohio.
- Patriots quarterback coach **John Hufnagel** was the Browns quarterbacks coach for two seasons, 1999-2000.
- Patriots inside linebackers coach **Pepper Johnson** played for the Browns from 1993-95 under Head Coach **Bill Belichick**. He was also a two-time co-captain, defensive MVP, and All-American at Ohio State.
- Patriots defensive backs coach **Eric Mangini** was a coaching assistant for the Browns in 1995.
- Patriots vice president of player personnel **Scott Pioli** began his NFL career when Belichick hired him as a pro personnel assistant for the Browns in 1992.
- Patriots director of college scouting **Thomas Dimitroff Jr.**, was born in Barberton, Ohio and began his career with four seasons of experience working in the Browns scouting department (1998-01). His father, Tom, was a long-time personnel scout for the Cleveland Browns.
- Patriots assistant director of college scouting **Lionel Vital** was first hired by Belichick as a scout for Browns in 1991, remaining with the team through the franchise's move to Baltimore in 1996.
- Patriots assistant director of pro scouting **Keith Kidd** came to New England in 2002 after serving three seasons as the Browns' director of pro personnel.
- Patriots safety **Chris Akins** spent the latter half of the 2001 and the entire 2002 season with the Browns.
- Patriots tackle **Matt Light** was born on June 23, 1978, in Greenville, Ohio. He was a three-year, two-way starter who played guard as a sophomore, tackle as a junior and tight end as a senior at Greenville High School.
- Patriots defensive lineman **Rick Lyle** was originally signed as a rookie free agent with the Cleveland Browns and Belichick on May 2, 1994.
- Patriots wide receiver **David Patten** spent the 2000 season with the Browns.
- Patriots defensive end **Anthony Pleasant** was originally drafted by Cleveland in the third round of the 1990 NFL draft. In six seasons with the Browns, Pleasant appeared in 94 games with 71 starts and recorded 348 tackles (231 solos) and 33.5 tackles for a loss of 200.5 yards.
- Patriots linebacker **Mike Vrabel** was born on Aug. 14, 1975 in Akron, Ohio, and received *USA Today* All-American second-team honors at Walsh Jesuit High in Stowe, Ohio. While in high school, Vrabel earned Ohio Player of the Year honors from Columbus Touchdown Club.
- Patriots punter **Ken Walter** was born in Cleveland, Ohio, on Aug. 15, 1972, and played high school football at Euclid High. Walter served as a ball boy for Cleveland from 1992-95, honing his punting skills while working training camps with the Browns.
- Browns defensive line coach **Andre Patterson** began his NFL coaching career with the Patriots in 1997 as a defensive coaching assistant.
- Browns special teams coordinator **Jerry Rosburg** was the cornerbacks/special teams coach at the University of Notre Dame for two seasons (1999-2000). In 2000, Patriots wide receiver **David Givens** blocked three kicks on the Fighting Irish's punt coverage unit as a sophomore.
- Browns quarterbacks coach **Carl Smith** spent three seasons with the Patriots— 1997, assistant head coach/quarterbacks coach; 1998-99, tight ends coach.

- Browns kicker **Phil Dawson** spent the 1998 season on the Patriots' practice squad.
- Browns rookie defensive lineman **Antonio Garay** played his collegiate ball at Boston College, along with Patriots center **Dan Koppen**. Browns **Paul Zukauskas** and **William Green** and the Patriots' **Damien Woody** also played at BC.
- Browns running back **William Green** played 31 games at Boston College and ranks second in school history with 33 touchdowns, third with 2,974 yards rushing and sixth with 501 rushing attempts.
- Patriots kicker **Adam Vinatieri** and Browns tight end **Steve Heiden** both played their collegiate football at South Dakota State.
- Browns defensive back **Lewis Sanders** resides in Staten Island, N.Y., the hometown of Patriots guard **Joe Andruzzi**.
- Andruzzi and Browns offensive lineman **Barry Stokes** spent the 1998 season allocated to NFL Europe's Scottish Claymores.
- Browns defensive lineman **Mark Word's** brother, **Matt Word**, played linebacker at Iowa State and spent 2003 training camp with the New England Patriots.

## PASSING PERFORMANCES

Tom Brady is squaring off against the Browns for the second time in his career. Cleveland's Tim Couch has started two games against New England, while Kelly Holcomb has yet to face the Patriots. The quarterbacks' game-by-game statistics in Patriots-Browns games are listed below.

### Tom Brady vs. Cleveland (1-0)

Date	A	C	Yd	%	TD	I	Rating	W/L	Score
12/09/01	28	19	218	.679	0	2	61.3	W	27-16
<b>Totals</b>	<b>28</b>	<b>19</b>	<b>218</b>	<b>.679</b>	<b>0</b>	<b>2</b>	<b>61.3</b>	<b>1-0</b>	

### Tim Couch vs. New England (0-2)

Date	A	C	Yd	%	TD	I	Rating	W/L	Score
10/03/99	28	13	201	.464	1	0	82.6	L	7-19
11/12/00							Injured Reserve		
12/09/01	39	20	244	.513	0	3	38.8	L	16-27
<b>Totals</b>	<b>67</b>	<b>33</b>	<b>445</b>	<b>.493</b>	<b>1</b>	<b>3</b>	<b>57.1</b>	<b>0-1</b>	

### Kelly Holcomb vs. New England (0-0)

--First Meeting--

## THIS WEEK IN PATRIOTS HISTORY

The Patriots have a 12-12 record in Week Eight since the 16-game schedule began in 1978. New England has played Cleveland in Week Eight once before, with the Browns taking a 19-17 decision at Foxboro Stadium on Oct. 25, 1992. Last season, the Patriots lost to Denver, 24-16 in Week Eight. Below are some memorable moments in Patriots history for the week of Oct. 20-26.

**Oct. 20, 1996**— The Patriots beat Indianapolis, 27-9, at the RCA Dome. It started a string of eight wins in their final 10 games as the Patriots made the playoffs and advanced to Super Bowl XXXI.

**Oct. 21, 2001**— David Patten scored three touchdowns — one rushing, one passing and one receiving — to lead the Patriots to a 38-17 win at Indianapolis. He became the first player since Walter Payton in 1979 to accomplish the touchdown trifecta. Patten's 91-yard touchdown reception from Tom Brady is the longest pass play in franchise history.

**Oct. 22, 1961**— Larry Garron tore off the longest run from scrimmage in team history, scampering 85 yards for a touchdown as the Boston Patriots won at Buffalo, 52-21. The Patriots' 52 points that day stand as the third highest total in team history.

**Oct. 26, 1986**— The Patriots beat the Bills on the road, 23-3. The game followed a 34-0 win at Pittsburgh, finishing a two-game road swing where the Patriots outscored their opponents 57-3.





# LAST WEEK: PATRIOTS 19, DOLPHINS 13

## PATRIOTS 19, DOLPHINS 13

October 19, 2003 ★ Pro Player Stadium (Att: 73,650)

	1	2	3	4	OT	Final
<b>New England Patriots</b>	3	3	7	0	6	— 19
<b>Miami Dolphins</b>	0	10	3	0	0	— 13

The Patriots came up with one of the most dramatic endings in the NFL so far this season, defeating the Dolphins 19-13 in overtime at Pro Player Stadium. Tom Brady found a streaking Troy Brown for an 82-yard touchdown with 5:45 left in the extra frame to give the Patriots their first win in Miami since 1997. The victory broke a five-game skid and moved the Patriots into first place in the AFC East.

The first three quarters were a back-and-forth affair, with New England taking an early 3-0 lead and Miami bringing a 10-6 advantage into halftime. A third-quarter field goal gave Miami a 13-6 cushion, but as the fourth quarter loomed, the Patriots tied it up. David Givens hauled in a 24-yard touchdown pass from Brady to make the score 13-13 going into the fourth.

Each team exchanged two punts to start the quarter before Miami put together a 73-yard drive to give kicker Olindo Mare a shot at a 35-yard field goal to put the Dolphins in front with two minutes to go. But Richard Seymour came up with a big play, blocking the field goal to send the game into overtime.

In the extra session, the Dolphins won the toss and drove down the field to give Mare another shot at a 35-yarder to win the game. But the Miami kicker pushed the ball wide right and the Patriots took advantage of their new opportunity. After a Patriots punt gave the Dolphins the ball back, Miami was again driving just past midfield when Tyrone Poole intercepted a Jay Fiedler pass to give the Patriots the ball again. On the very next play, Brady threw the bomb to Brown, who beat Miami safeties Sammy Knight and Brock Marion to scamper into the end zone and send the Patriots home victorious.

## BOMBS AWAY

The final play of the game set a few milestones.

**The 82-yard touchdown reception by Troy Brown from Tom Brady was...**

- The longest reception of Troy Brown's career (443 career catches).
- The second longest completion of Tom Brady's career (91-yard touchdown to David Patten at Indianapolis, 10/21/01).
- The longest overtime game-winning play in team history.
- The second longest overtime touchdown play in NFL history.
- The third time in team history the Patriots won an overtime game on a touchdown play (33 all-time overtime games).
- The Patriots' first overtime touchdown since Nov. 13, 1994, when they beat Minnesota 26-20 on a 14-yard touchdown pass from Drew Bledsoe to Kevin Turner, completing a comeback from a 20-0 deficit.
- The first time in the Patriots' last 13 overtime games that the contest was decided on a touchdown.

## STREAKS SCREECH TO HALT

The Patriots broke a few hexes with their dramatic 19-13 overtime win over the Dolphins in Miami. The victory was the first in franchise history in Miami in the months of September or October. Coming into the game, the Dolphins had won all 13 of the meetings between the teams in Miami in the ninth or 10th month of the year. Miami had won those 13 games by an average of just over two touchdowns (14.3 points), but the Dolphins' dominance came to an end with New England's overtime win. The Patriots also broke a five-game losing streak in Miami, dating back to 1997. So far this season, the Patriots have broken two five-game losing streaks against divisional rivals, as they broke a five-game home losing streak to the Jets with a 24-16 win at Gillette Stadium on Sept. 21, 2003.

## BIGTIME BLOCK

Richard Seymour made yet another big play for the Patriots when he blocked a 35-yard field goal attempt by Olindo Mare with two minutes to go in a 13-13 game. The clutch play helped send the game into overtime, where the Patriots rallied to a 19-13 win. It was the third blocked field goal of Seymour's career and the second field goal blocked by the Patriots this season (Dan Klecko at Washington, 09/28/03). Seymour blocked two field goals in 2002, at San Diego (09/29/02) and vs. Minnesota (11/24/02). It was just the second time in Mare's career he suffered a blocked field goal (203 career attempts).

## HUNDRED YARD DAY

Troy Brown grabbed six passes for 131 yards (21.8 avg.), recording his 14th career 100-yard receiving game. Brown moved into second place on the Patriots' list of 100-yard games, moving past Terry Glenn (13 games of over 100 yards). Brown's 131 receiving yards are the second highest single-game total in his career (176 yards on 16 receptions vs. Kansas City, 09/22/02). It was the first 100-yard performance for the Patriots this season by either a receiver or a rusher.

## GIVENS IN THE ZONE

Wide receiver David Givens hauled in a 24-yard touchdown catch from Tom Brady to tie the game at 13 with 1:49 left in the third quarter. Givens' leaping grab capped off a 14-play, 76-yard drive that chewed up more than half of the third quarter (7:57). Brady completed seven of his nine pass attempts on the drive, good for 64 yards and a touchdown. Brady also came up with a clutch five-yard run to gain a crucial first down with the Patriots facing a third-and-four situation at their own 44-yard line. It was Givens' second touchdown grab of the season, tying him with Christian Fauria for the team lead in receiving touchdowns.

## POOLE PICKS 'EM OFF

Tyrone Poole's second interception in as many weeks gave the Patriots the ball back in overtime to set up Troy Brown's 82-yard game-winning touchdown on the next play. With Miami sitting at its own 45-yard line, Dolphins signal caller Jay Fiedler looked into the New England red zone to try to pick out Chris Chambers for a big play and set up a potential game-winning field goal. But Poole dove in front of the pass to pick it off at the Patriots' 18-yard line to set up the game-winning score. Poole's second interception of the season moved him to within one of his career high, set when he grabbed three picks for Indianapolis in 1999.

## QUICK HITS

- The Patriots have won three of their last four against Miami.
- New England has won 11 of its last 14 games against AFC East opponents.
- Ty Warren notched the first sack of his career when he brought down Miami's Jay Fiedler for a 1-yard loss.
- The Patriots did not allow a touchdown in the first quarter for the sixth consecutive week.
- New England scored in the first quarter for the sixth straight week.
- New England scored a touchdown in the third quarter for the sixth straight week.

## ROOKIE TEAMWORK

Rookie defensive backs Eugene Wilson and Asante Samuel combined to produce an interception on the Dolphins' second offensive series. Miami quarterback Jay Fiedler tried to hit wide receiver Derrius Thompson on a deep sideline route, but Samuel, the Patriots' fourth-round pick in the 2003 draft, reached in at the last minute to break up the pass and bat the ball into the air. An opportunistic Wilson, the first of two second-round picks in 2003, was in place to pick off the batted ball. The interception was the third of Wilson's young career, moving him into the team lead.



# DEFENSE / TEAM NEWS AND NOTES

## WORKING OVERTIME

The Patriots have won their last seven overtime games (including the playoffs). The Patriots' seven-game overtime winning streak is the longest in the NFL. The Patriots have won one overtime game this season, defeating the Dolphins 19-13 in Miami on an 82-yard touchdown from Tom Brady to Troy Brown (10/19/03). New England has not lost in overtime since Buffalo won 16-13 at Foxboro Stadium on Nov. 5, 2000. Since that time, the Patriots have won seven straight, including five games in which they scored on their first possession of overtime.

DATE	OPP	PLAY	DRIVE INFO	FINAL SCORE
10/19/03	at MIA	82-yd TD	1 play, 82 yds; 0:12	19-13
12/29/02	vs. MIA+	35-yd FG	7-43; 2:03	27-24
09/22/02	vs. KC+	35-yd FG	9-53; 4:40	41-38
01/19/02	vs. OAK+*	23-yd FG	15-61; 8:29	16-13
12/16/01	at BUF+	23-yd FG	8-75; 3:18	12-9
10/14/01	vs. SD+	44-yd FG	6-51; 2:59	29-26
12/17/00	at BUF	24-yd FG	14-83; 5:56	13-10
11/05/00	vs. BUF	32-yd FG	6-52-2:50	L, 13-16

\*playoffs

+NE scored on its first possession in overtime

## O.T. IS THE PLACE TO BE

The Patriots have won seven straight overtime games and own the longest current overtime winning streak in the NFL. The streak also includes New England's 16-13 "Snow Game" win over Oakland in the 2001 Divisional Playoffs (01/19/02). The seven-game streak is tied for the longest streak in NFL history, including the playoffs (see below).

### MOST CONSECUTIVE OVERTIME VICTORIES

Wins	Team	Dates
7*	New England	2000-present
7	Denver	1978-1985
6	Washington	1976-1987
6	Pittsburgh	1994-1997
5	Many Times	

\*Includes one playoff game

## BEAST OF THE EAST

The Patriots are 11-3 in their last 14 games against the AFC East. New England has the best record among AFC East teams in division games since the beginning of the 2001 season (12-5). The New York Jets are second with a 10-7 record. Miami has gone 9-8 in the division since 2001 and Buffalo has a 4-13 record (see below).

Team	Division W-L Since 2001	Team	Division W-L Since 2001
Patriots	..... 12-5	Miami	..... 9-8
New York Jets	.... 10-7	Buffalo	..... 4-13

## DEFENSIVE SCORING

The Patriots lead the NFL with four defensive touchdowns in 2003. Three of the defensive scores have come off of interceptions returned for a touchdown, a category in which New England is tied for the NFL lead with the Kansas City Chiefs. The Patriots have won all four of their games in which they have scored a defensive touchdown this season. The Patriots won two of the three games in which they scored defensively in 2002, and won three of the four games in which they scored defensively in 2001. The Patriots are 10-2 in their last 12 games in which they have scored a defensive touchdown, dating back to the 1999 season. This year's defensive scores are listed below.

### 2003 PATRIOTS DEFENSIVE TOUCHDOWNS

Date	Opp.	Player	Scoring Play	Result
10/12/03	NYG	Matt Chatham	38-yd. fumble rec.	W, 17-6
10/05/03	TEN	Ty Law	65-yd. INT return	W, 38-30
09/21/03	NYJ	Asante Samuel	55-yd. INT return	W, 23-16
09/14/03	at PHI	Tedy Bruschi	18-yd. INT return	W, 31-10

## TEDY BRUSCHI: FULL TILT, FULL TIME

TEDY BRUSCHI has returned each of his last three interceptions for touchdowns, becoming the first player in team history to return three consecutive interceptions for touchdowns. Bruschi's three touchdowns came in a span of five games in which he played. Bruschi ranks second on the Patriots all-time list with three career picks brought back for touchdowns. Teammate Ty Law holds the club record with six interceptions returned to the end zone. Bruschi's last three interception returns are listed below.

### TEDY BRUSCHI'S CAREER INT RETURNED FOR TD

Date	Opponent	Length	Quarterback	Result
09/14/03	Philadelphia	18 yds	D. McNabb	W, 31-10
11/28/02	Detroit	27 yds	Joey Harrington	W, 20-12
11/17/02	Oakland	48 yds	Rich Gannon	L, 20-27

## LAW AND ORDER

TY LAW ranks second in Patriots history with 30 career interceptions. Raymond Clayborn leads all Patriot defenders with 36 interceptions (see below). Law passed the trio of Ron Hall, Roland James and Fred Marion with his 30th career interception against Tennessee on Oct. 5. Law became just the second Patriot to record 30 career interceptions.

### PATRIOTS ALL-TIME INTERCEPTIONS LIST

Rk	Player	Int.	Yards	Avg	Lg	TD
1	Raymond Clayborn	36	555	15.4	85	1
2	Ty Law	30	503	16.8	65t	6
3	Ron Hall	29	476	16.4	87	1
	Roland James	29	383	13.2	46	0
	Fred Marion	29	457	15.8	83	1

## TOUCHDOWN TY

TY LAW is the Patriots' all-time leader in interceptions returned for a touchdown. He returned his sixth career pick for a score against Tennessee on Oct. 5. Including his 47-yard return for a touchdown in Super Bowl XXXVI, Law has seven touchdown returns. Below is a list of Law's interceptions returned for a touchdown. The Patriots are 6-1 in games when Law has scored a touchdown.

### TY LAW'S CAREER INTERCEPTIONS RETURNED FOR TD

Date	Opponent	Length	Quarterback	Result
10/06/03	Tennessee	65 yds	Steve McNair	W, 38-30
02/03/01	St. Louis*	47 yds	Kurt Warner	W, 20-17
01/06/01	Carolina	46 yds	Chris Weinke	W, 38-6
09/30/01	Indianapolis	23 yds	Peyton Manning	W, 44-13
10/17/99	Miami	27 yds	Damon Huard	L, 30-31
09/13/98	Indianapolis	59 yds	Peyton Manning	W, 29-6
12/08/96	N.Y. Jets	38 yds	Glenn Foley	W, 24-10

\*-Super Bowl XXXVI

## STINGY ON THIRD DOWN

The Patriots rank fourth in the NFL in allowing their opponents just 31 conversions in 96 third-down opportunities (32.3 percent). In 2002, the Patriots allowed their opponents to convert on third down 43 percent of the time. The Patriots allowed the New York Jets just one third-down conversion in 13 tries (8.0 percent) in Week Three. Over a three-game span from Weeks Two through Four, the Patriots allowed their opponents just seven conversions in 38 tries (18.4 percent).

## TURNING OVER WINS

The Patriots are 5-0 this season when they record a positive or even turnover ratio, and are 0-2 when they have a negative turnover ratio. Since the beginning of the 2001 season, the Patriots are 17-2 when they record a positive turnover differential. New England notched a +5 turnover differential in their Week Six win over the New York Giants. It was their greatest turnover advantage since they also came out ahead by five turnovers in a 27-17 win over Buffalo (12/08/02). New England ranks second in the AFC with a +7 turnover differential this season.



# OFFENSE NEWS AND NOTES

## TROY BROWN'S RECORD RUN

TROY BROWN has grabbed over 300 receptions since the beginning of the 2000 season, adding to his record run. Brown's 306 catches over a span of three-plus seasons is the most productive stretch by any receiver in Patriots history. Tight end Ben Coates ranks second with a total of 271 catches in a similar time span from (1994-97).

Player	Catches, Year	Catches, Year	Catches, Year	Catches, Year	Total
Troy Brown	83, 2000	101, 2001	97, 2002	25, 2003*	306
Ben Coates	96, 1994	84, 1995	62, 1996	29 1997*	271

\*-Through seven games

## PATRIOTS ALL-TIME LISTS

TROY BROWN ranks third in Patriots history with 443 receptions in his career. He also ranks fourth in franchise history with 5,192 career receiving yards. Brown needs 47 more catches to pass Ben Coates for second place on the all-time receptions list.

### PATRIOTS ALL-TIME RECEIVING LEADERS (BY CATCHES)

Rk	Player, Pos.	No	Yds	Avg.	Lg	TD
1	Stanley Morgan, WR	534	10,352	19.4	76t	67
2	Ben Coates, TE	490	5,471	11.2	84t	50
3	<b>Troy Brown, WR</b>	<b>443</b>	<b>5,192</b>	<b>11.7</b>	<b>82t</b>	<b>22</b>
4	Irving Fryar, WR	363	5,726	15.8	80t	38

### PATRIOTS ALL-TIME RECEIVING LEADERS (BY YARDS)

Rk	Name	No	Yds	Avg	Lg	TD
1	Stanley Morgan	534	10,352	19.4	76t	67
2	Irving Fryar	363	5,726	15.8	80t	38
3	Ben Coates	490	5,471	11.2	84t	50
4	<b>Troy Brown</b>	<b>443</b>	<b>5,192</b>	<b>11.7</b>	<b>82t</b>	<b>22</b>
5	Jim Colclough	283	5,001	17.7	78t	39
6	Terry Glenn	329	4,669	14.2	86t	22

## TAKING AIM

ADAM VINATIERI is the most accurate kicker in franchise history and is the seventh most accurate kicker in NFL history. He has recorded an 81.0 percent conversion rate (196/242) over his eight-year career. So far this season, Vinatieri has hit 69.2 percent of his kicks (9/13). In 2002, Vinatieri led the NFL with a 90.0 percent field goal conversion rate (27/30).

### NFL ALL-TIME MOST ACCURATE KICKERS

	TEAM	PCT.	FGM/FGA
1	Mike Vanderjagt	Colts	86.4 152/176
2	Olindo Mare	Dolphins	82.3 167/203
3	John Carney	Saints	82.1 331/403
4	Matt Stover	Ravens	81.9 298/364
5	Ryan Longwell	Packers	81.9 167/204
6	Jason Hanson	Lions	81.5 273/335
7	<b>Adam Vinatieri</b>	<b>Patriots</b>	<b>81.0 196/242</b>
8	Martin Gramatica	Buccaneers	80.1 113/141

## SCORING MACHINE

ADAM VINATIERI is the second leading scorer in Patriots history, totaling 848 points in his eighth year with the club. Vinatieri made the team as a rookie free agent in 1996 and has scored 100 points or more in each of his seven seasons, joining Jason Elam of the Denver Broncos as the only two kickers in NFL history to accomplish the feat. Vinatieri has kicked the most field goals in Patriots history, having tallied 196 successful boots in a Patriots uniform.

### LEADING SCORERS IN PATRIOTS HISTORY

#	SCORING	TD	PAT/PATA	2-Pt	FG /FGA	TP
1	Gino Cappelletti	42	346/ 358	2	176/ 334	1,130
2	<b>Adam Vinatieri</b>	<b>0</b>	<b>258/ 263</b>	<b>1</b>	<b>196/ 242</b>	<b>848</b>
3	John Smith	0	308/ 323	0	128/ 191	692
4	Tony Franklin	0	163/ 166	0	93/ 125	442
5	Stanley Morgan	68	0/ 0	0	0/ 0	408

## RUNNING MEN

The Patriots have run for over 100 yards as a team in five out of their seven games this season. Their five games of over 100 yards equals their 2002 total. Last year, the Patriots ran for over 100 yards in five of their 16 games. In Week Five against Tennessee (10/05/03), the Patriots barreled for 161 yards, their highest rushing output since they ran for 163 yards against the Jets (09/15/02).

### PATRIOTS 2003 GAME-BY-GAME RUSHING

Date	Opponent	Att.	Yds.	Avg.
09/07	at Buffalo	21	<b>105</b>	5.0
09/14	at Philadelphia	30	62	2.1
09/21	New York Jets	36	<b>147</b>	4.1
09/28	at Washington	30	<b>106</b>	3.5
10/05	Tennessee	27	<b>161</b>	6.0
10/12	New York Giants	31	<b>129</b>	4.2
10/19	at Miami	29	59	2.0

## TRIPLE THREAT

Patriots running backs KEVIN FAULK, ANTOWAIN SMITH and MICHAEL CLOUD have combined to rush for 629 yards on 158 carries with four touchdowns. Between them, the trio is averaging 4.0 yards per carry, a figure the Patriots have not attained as a team since the 1985 season, when they ran for an average of 4.1 yards per carry. The play of the three backs combined with consistent offensive line play has made the Patriots rushing attack a significant weapon in 2003. Below are the statistics for the Patriots' three running backs this season.

### PATRIOTS RUNNING BACKS IN 2003

Player	GP/GS	Att.	Yds.	Avg.	TD
Kevin Faulk	6/4	76	301	4.0	0
Antowain Smith	5/2	61	223	3.7	1
Michael Cloud	3/1	21	104	5.0	3
<b>Totals</b>	<b>14/7</b>	<b>158</b>	<b>629</b>	<b>4.0</b>	<b>4</b>
<b>16-game projection</b>		<b>361</b>	<b>1,438</b>	<b>4.0</b>	<b>9</b>

## CHRISTIAN SCORIA

CHRISTIAN FAURIA grabbed two touchdown passes from Tom Brady in Week Two against Philadelphia, giving him nine touchdown catches since joining the Patriots before the 2002 season. In his career prior to joining the Patriots, Fauria had caught a total of seven touchdown passes in seven seasons. In 2002, Fauria tied Bubba Franks and Tony Gonzalez for the most touchdowns by a tight end in the NFL. Last season, Fauria led the NFL by scoring one touchdown every 3.9 receptions. So far in 2003, Fauria has 15 catches and two touchdowns. Listed below are the Patriots touchdown leaders since the beginning of 2002.

### PATRIOTS TOUCHDOWN LEADERS SINCE 2002

Player	(Ru-Rec-Ret)	Total TDs
Christian Fauria	(0-9-0)	9
Antowain Smith	(7-2-0)	9
Kevin Faulk	(2-3-2)	7
David Patten	(0-5-0)	5
Troy Brown	(0-5-0)	5

Legend: Ru-Rushing touchdown; Rec-Receiving touchdown; Ret-Touchdown via return

## THIRD QUARTER QUALITY

The third quarter has been the Patriots' most productive segment of the game so far this season. New England has netted 55 third-quarter points, showing their offensive prowess coming out of the locker room after halftime. In contrast, the Patriots have allowed their opponents just 23 third-quarter points through six games this season. Excluding the 14 third-quarter points New England surrendered to Washington in Week Three, the Patriots have given up just nine points in the third quarter all season.

### 2003 PATRIOTS AWARD WINNERS


<b>LB Tedy Bruschi</b>	AFC Defensive Player of the Week (Wk. 2)
<b>CB Asante Samuel</b>	Pepsi NFL Rookie of the Week (Wk. 3)
	Players Inc. Rookie of the Week (Wk. 3)



# QB TOM BRADY NEWS AND NOTES

## RECORDING SUCCESS

TOM BRADY has quarterbacked the Patriots to victories in 25 of his 37 regular-season starts during his career, compiling a winning percentage of 67.6 percent, the second highest of any active starting quarterback in the NFL with at least 20 starts. Including the playoffs, he is 28-12 as a starter. Including preseason, regular-season and postseason games, he is 35-13.



## STARTING QUARTERBACKS WINNING PERCENTAGE

Quarterback, Team(s)	W	L	Pct.
Jay Fiedler, JAX/MIA.....	33	15	.688
<b>Tom Brady, NE.....</b>	<b>25</b>	<b>12</b>	<b>.676</b>
Brett Favre, ATL/GB .....	118	62	.656
Brad Johnson, MIN/WAS/TB.....	54	31	.635
Donovan McNabb, PHI.....	34	20	.630
Steve McNair, TEN.....	64	38	.627

## HE RATE ME

TOM BRADY has earned two passer ratings over 100.0 this season and has done so 11 times in his career. Brady earned a 115.2 rating in a 19-16 overtime win at Miami (10/19/03) and also broke the 100.0 mark with a 105.8 rating at Philadelphia (09/14/03). In 2002, he recorded six ratings of over 100.0, including three against AFC East opponents. All of Brady's 11 career 100.0-plus ratings have come in Patriots victories (see below). Brady also owns three of the top five ratings in Patriots history.

## TOM BRADY'S GAMES WITH PASSER RATING OVER 100.0

Date	Opp.	Att	Cmp	Yds	Pct.	TD	I	Rating	W/L
10/21/01	at IND	20	16	202	.800	3	0	148.3	W
11/03/02	at BUF	26	22	265	.846	3	0	147.6	W
11/25/01	NO	26	19	258	.731	4	0	143.9	W
11/04/01	at ATL	31	21	250	.677	3	0	124.4	W
<b>10/19/03</b>	<b>at MIA</b>	<b>34</b>	<b>24</b>	<b>283</b>	<b>.706</b>	<b>2</b>	<b>0</b>	<b>115.2</b>	<b>W</b>
11/24/02	MIN	34	21	239	.617	3	0	112.3	W
09/22/02	KC	54	39	410	.722	4	1	110.9	W
09/09/02	PIT	43	29	294	.674	3	0	110.0	W
<b>09/14/03</b>	<b>at PHI</b>	<b>44</b>	<b>30</b>	<b>255</b>	<b>.682</b>	<b>3</b>	<b>0</b>	<b>105.8</b>	<b>W</b>
12/08/02	BUF	27	15	183	.556	2	0	101.3	W
09/15/02	at NYJ	35	25	269	.714	2	1	100.8	W

## CAREER NUMBERS

TOM BRADY ranks sixth among Patriots' all-time leading passers, and is the franchise's all-time leader in completion percentage. Brady passed Jim Plunkett for fifth place on the Patriots all-time completions list in the game against Tennessee (10/05/03).

## ALL-TIME PATRIOTS PASSING LEADERS

Rk.	Name	Att	Cmp	Yards	Pct.	TD	Int
1.	Drew Bledsoe	4,518	2,544	29,657	56.3	166	138
2.	Steve Grogan	3,593	1,879	26,886	52.3	182	208
3.	Babe Parilli	2,412	1,140	16,747	47.3	132	138
4.	Tony Eason	1,500	876	10,732	58.4	60	48
5.	Jim Plunkett	1,503	729	9,932	48.5	62	87
<b>6.</b>	<b>TOM BRADY</b>	<b>1,238</b>	<b>771</b>	<b>8,075</b>	<b>62.3</b>	<b>54</b>	<b>33</b>
7.	Hugh Millen	612	370	4,276	60.5	17	28

## SPREADING THE FIELD

TOM BRADY has continued his tradition of utilizing all of the weapons at his disposal. Through seven games, the New England signal caller has completed a pass to an average of 7.4 receivers per game. Last season, Brady completed a pass to seven or more receivers in 13 of 16 games. So far this year, he's used seven or more receivers four times.

## OVERDRIVE IN OVERTIME

TOM BRADY owns a career record of 6-0 in overtime, including the postseason. Brady is the all-time NFL leader in overtime wins without a defeat. Brady and former Steelers signal caller Terry Bradshaw are the only two NFL quarterbacks to be undefeated in overtime (minimum of five games). The top six quarterbacks in overtime are listed below.

## BEST CAREER OVERTIME RECORD (Min: 5 Games)

	W- L	Pct.	Yrs in NFL
<b>Tom Brady</b>	<b>6-0</b>	<b>1.000</b>	<b>4</b>
Terry Bradshaw	5-0	1.000	14
Ken Stabler	6-1	.857	15
Jake Plummer	4-1	.800	7
Jim Kelly	6-2	.750	11
Ken O'Brien	4-1-1	.750	10

Regular and postseason games combined.

## SCORING IN BRADY BUNCHES

TOM BRADY is fourth in the NFL in touchdown passes thrown since the beginning of the 2002 regular season. Brady has thrown 36 touchdown passes, tying him for fourth behind Peyton Manning (39 touchdowns), Brett Favre (38 touchdowns) and Trent Green (35 touchdowns). Brady led the NFL with 28 touchdown passes in 2002. Below is a list of touchdown leaders since the beginning of last season.

## TOUCHDOWN PASSES SINCE 2002

Quarterback, Team .....	TDs	Quarterback, Team.....	TDs
Brett Favre, GB.....	40	Brad Johnson, TB .....	35
Peyton Manning, IND .....	39	Steve McNair, TEN.....	34
Aaron Brooks, NO .....	37	Rich Gannon, OAK .....	31
<b>Tom Brady, NE .....</b>	<b>36</b>	Drew Bledsoe, BUF.....	31
Trent Green, KC.....	35	Jeff Garcia, SF .....	29

## COMEBACK KID

TOM BRADY has engineered nine comebacks in the fourth quarter or overtime in his career, including rebounding from a 27-24 deficit with 4:40 left in Week Three against Tennessee. In that game, Brady needed to complete just one pass to lead the Patriots to victory in a game where their rushing attack was effective. In 2002, Brady led three comebacks from a tie or deficit, including a dramatic 27-24 overtime win over Miami in the season finale. Brady's comeback record includes his dramatic performance to lead the Patriots to victory in Super Bowl XXXVI and his memorable performance in the snow against the Oakland Raiders in the 2001 Divisional Playoffs.

## TOM BRADY'S CAREER COMEBACKS

Date	Opp.	Time Remaining		Passing Statistics							Final
		Score	In Reg.	Att	Cmp	Yds	TD	Int			
10/05/03	TEN	24-27	4:40	1	1	15	0	0			38-30
12/29/02	MIA	13-24	4:59	13	8	69	1	0			27-24 ot
11/10/02	at CHI	19-30	5:16	14	9	116	2	0			33-30
09/22/02	KC	38-38	0:00	5	4	46	0	0			41-38 ot
02/03/02	STL**	17-17	1:21	8	5	53	0	0			20-17
01/19/02	OAK*	3-13	15:00	27	20	138	0	0			16-13 ot
12/16/01	at BUF	6-9	5:57	13	9	116	0	0			12-9 ot
12/02/01	at NYJ	14-16	15:00	7	6	56	0	0			17-16
10/14/01	SD	16-26	8:48	18	13	130	1	0			29-26 ot

\* Divisional Playoffs \*\* Super Bowl XXXVI

## ON TARGET

TOM BRADY ranks as the most efficient quarterback in Patriots history with a 62.3 percent career completion rate (1238-771). In 2001, Brady established a Patriots single-season franchise record of 63.9. He finished the 2002 season with a 62.1 percent completion rate, the second-highest in Patriots history.

## PATRIOTS COMPLETION PERCENTAGE LIST (Min. 500 Att.)

Rk	Quarterback	Att	Cmp	Cmp %
1.	Tom Brady	1,238	771	62.3
2.	Hugh Millen	612	370	60.5
3.	Tony Eason	1,500	876	58.4





# CHECK YOUR LOCAL LISTINGS

## WBCN PATRIOTS ROCK RADIO NETWORK

For the ninth consecutive season, WBCN is proud to be the flagship station for the Patriots Rock Radio Network. Every Patriots game can be heard on WBCN (104.1 FM) and its network of 32 stations throughout all six New England states. Longtime broadcast tandem Gil Santos and Gino Cappelletti will call all of the action in static-free stereo sound.



**FLAGSHIP STATION**  
**WBCN**  
**Boston ★ 104.1 FM**



### MASSACHUSETTS

WAHL Athol 99.9 FM  
WXTK Cape Cod 95.1 FM  
WSAR Fall River 1480 AM  
WKKB New Bedford 100.3 FM  
WEB Pittsfield 1420 AM  
WBEC Pittsfield 1420 AM  
WAQY Springfield 102.1 FM  
WWFX Worcester 100.1 FM

### MAINE

WEBB Augusta 98.5 FM  
WTUL Augusta 1400 AM  
WNSX Bangor 97.7 FM  
WCRQ Calais 102.9 FM  
WBLM Portland 102.9 FM  
WOZI Presque Isle 101.9 FM

### CONNECTICUT

WCCC Hartford 106.9 FM  
WMOS New London 104.7 FM  
WINY Putnam 1350 AM

### NEW HAMPSHIRE

WTSL Hanover 1400 AM  
WZBK Keene 1220 AM  
WBHG Laconia 101.5 FM  
WVRR Lebanon 101.7 FM  
WGIR Manchester 610 AM  
WSAK Portsmouth 102.1 FM  
WXKL Concord 1450 AM

### RHODE ISLAND

WSKO Providence 790 AM  
WSKO Providence 99.7 FM

### VERMONT

WKVT Brattleboro 92.7 FM  
WCPV Burlington 101.3 FM  
WMXR Claremont 93.9 FM  
WMOO Derby 92.1 FM  
WEXP Rutland 101.5 FM  
WDEV Waterbury 960 AM

## PATRIOTS ALL ACCESS ON WCVB CH.5

Patriots All Access, an Emmy Award-winning one-hour magazine show, airs weekly throughout the season on WCVB-TV channel 5 in Boston. Indicative of its name, Patriots All Access provides viewers exclusive, behind-the-scenes access and weekly in-depth features. WCVB's Mike Lynch hosts the program and is joined by Head Coach Bill Belichick for a weekly chalk talk and also by a Patriots player of the week.

### WCVB-TV Channel 5

Patriots All Access..... Every Saturday at 11:00 a.m. and 7:00 p.m.

## PATRIOTS FOOTBALL WEEKLY ON WB56

Join the editorial staff of Patriots Football Weekly for a half-hour Patriots extravaganza every Saturday night on WLVI-TV (WB56). The ultimate studio sports show for the ultimate Patriots fan is patterned like the official team newspaper, aiming to be confrontational and opinionated as the reporters dish about what's ahead for the team, give opponent analysis and offer insider information they've learned from working in the trenches at Gillette Stadium.

### WLVI-TV Channel 56

Patriots Football Weekly ..... Every Saturday at 11:00 p.m.

## PATRIOTS.COM

The official Web site of the New England Patriots offers fans an exciting lineup of daily features and is one of the most advanced and exciting Web sites in all of sports. **Patriots Video News** is a streaming video show broadcast daily on Patriots.com, giving Patriots fans interviews and analysis that picks up where the newspapers and TV reports leave off. **Patriots.com Radio** features six hours of original daily programming beginning at noon ET, and allows fans to interact with hosts and guests via phone and email. Besides these features, the site offers daily news updates, press releases, live coverage of all press conferences and much more.

## RATINGS SUCCESS

The Patriots have consistently been at or near the top spot in the weekly television ratings for the 2.1 million homes in the Boston TV market.

### 2003 RATINGS (BOSTON TV MARKET)

Date	Opponent	Rating/ Share	Network	Result
Thurs., Aug. 7	N.Y. Giants*	12.4 / 22	ESPN	W 26-6
Sat., Aug. 16	at Washington*	10.1 / 21	WCVB	W 20-13
Fri., Aug. 22	at Philadelphia*	9.8 / 18	WCVB	W 24-12
Wed., Aug. 27	Chicago*	9.9 / 18	WCVB	W 38-23
Sun., Sept. 7	at Buffalo	20.0 / 46	CBS	L 0-31
Sun., Sept. 14	at Philadelphia	26.6 / 48	CBS	W 31-10
Sun., Sept. 21	N.Y. Jets	23.1 / 51	CBS	W 23-16
Sun., Sept. 28	at Washington	22.4 / 49	CBS	L 17-20
Sun., Oct. 5	Tennessee	14.5 / 29	CBS	W 38-30
Sun., Oct. 12	N.Y. Giants	25.1 / 54	FOX	W 17-6
Sun., Oct. 19	at Miami	24.6 / 51	CBS	W 19-13
Sun., Oct. 26	Cleveland	1:00	CBS	
Mon., Nov. 3	at Denver	9:00	ABC	
Sun., Nov. 9	BYE WEEK			
Sun., Nov. 16	Dallas	8:30	ESPN	
Sun., Nov. 23	at Houston	1:00	CBS	
Sun., Nov. 30	at Indianapolis	1:00	CBS	
Sun., Dec. 7	Miami	4:15	CBS	
Sun., Dec. 14	Jacksonville	1:00	CBS	
Sat., Dec. 20	at N.Y. Jets	8:30	ESPN	
Sat., Dec. 27	Buffalo	1:30	CBS	

\*-Preseason

### RATINGS HISTORY

Season	Rating / Share
2003 Regular Season Average	22.3 / 46.9
2002 Regular Season Average	28.5 / 52.9
2001 Regular Season Average	24.7 / 48.3
2001 Postseason Average	47.4 / 72.7
2000 Regular Season Average	20.3 / 43.7

**Note:** Each ratings point represents one percent of the 2.1 million homes in the Boston TV market.

## PATRIOTS MONDAY ON WEEI

Sports Radio 850 WEEI has the exclusive rights to broadcast "Patriots Monday" from Gillette Stadium every week during the season. The daylong programming lineup offers fans unique access from Head Coach Bill Belichick and quarterback Tom Brady along with appearances by Troy Brown and Richard Seymour, among other star players. The programming lineup is listed below.

Time (Mondays)	Show	Guest(s)
6:00 – 10:00 a.m.	Dennis and Callahan	Tom Brady
10:00 a.m. – 2:00 p.m.	Dale and Neumy	Troy Brown, Richard Seymour and Stars of the Week
2:00 – 6:00 p.m.	The Big Show	Coach Belichick

## PATRIOTS FIFTH QUARTER ON WBZ 4 AND UPN 38

For the first time in franchise history, each of the team's postgame press conferences will be broadcast live, in their entirety on "The Fifth Quarter." WBZ-TV 4, the television flagship station of the Patriots, and its sister station, WSBK-TV/UPN 38, will broadcast all 16 regular season postgame press conferences with observations by Head Coach Bill Belichick, quarterback Tom Brady and star players of the game. WBZ-TV 4 Sports Director Bob Lobel, along with former Patriots players Steve DeOssie and Scott Zolak, will provide analysis and commentary, giving Patriots fans unique perspectives on each game. WSBK will televise 10 "Fifth Quarter" shows, while WBZ will air six shows.

Date, Opponent	Station
10/26, vs. Cleveland .....	UPN 38
11/03, at Denver .....	UPN 38







# 2003 TRANSACTIONS

1/6 Ken Kocher ..... Signed  
Brandon Gorin ..... Signed  
Dyshod Carter ..... Signed (Allocated to NFLE)  
Scott McCready ..... Signed (Allocated to NFLE)  
T.C. Taylor ..... Signed (Allocated to NFLE)  
Courtney Ledyard ..... Signed (Allocated to NFLE)  
Shane Stafford ..... Signed (Allocated to NFLE)  
1/9 Michael Malan ..... Signed (Allocated to NFLE)  
1/17 Rodney Trafford ..... Signed (Allocated to NFLE)  
1/28 John Hufnagel ..... Named quarterbacks coach

2/28 Lonie Paxton ..... Re-signed

3/6 Fred Baxter ..... Re-signed  
Greg Randall ..... Traded (HOU)

3/11 Roosevelt Colvin ..... Signed  
Tyrone Poole ..... Signed

3/12 Rodney Harrison ..... Signed  
Chris Akins ..... Signed

3/24 Fred McCrary ..... Signed  
Maugaula Tuitele ..... Re-signed

4/8 Tom Ashworth ..... Re-signed  
4/14 Tebucky Jones ..... Traded (N.O.)  
4/23 Daniel Pope ..... Signed  
4/26 Ty Warren ..... Drafted  
Eugene Wilson ..... Drafted  
Bethel Johnson ..... Drafted  
4/27 Dan Klecko ..... Drafted  
Asante Samuel ..... Drafted  
Dan Koppen ..... Drafted  
Kliff Kingsbury ..... Drafted  
Spencer Nead ..... Drafted  
Tully Banta-Cain ..... Drafted  
Ethan Kelley ..... Drafted

5/2 Kyle Croskey, Jasen Esposito, Chas Gessner,  
Michael Hayes, Ricklan Holmes, Jason Hunt, Chad Lee,  
Chris Massey, Shawn Mayer, Rob Milanese, Buck  
Rasmussen, Walter Sampson, Dan Stricker, Kerry  
Watkins and Matt Word  
..... Signed as rookie free agents

5/5 Derek Watson ..... Signed  
Michael Hayes ..... Released  
Chris Massey ..... Released

5/9 Scott Farley ..... Signed  
Aric Morris ..... Signed

5/15 Dave Petruziello ..... Signed  
Kyle Croskey ..... Released

5/16 Don Davis ..... Signed  
Gene Mruczkowski ..... Signed  
Joe Schey ..... Signed

5/22 Dedric Ward ..... Signed  
5/27 Walter Sampson ..... Released  
5/29 Ricklan Holmes ..... Released  
Matt Word ..... Released

6/11 Shane Stafford ..... Released  
6/23 Michael Cloud ..... Signed

7/3 Bill Conaty ..... Signed  
7/10 T.C. Taylor ..... Released  
7/15 Dan Klecko ..... Signed  
Asante Samuel ..... Signed  
Ethan Kelley ..... Signed

7/16 Rob Milanese ..... Released  
Brad Harris ..... Signed  
Corey Mitchell ..... Signed

7/21 Ty Warren ..... Signed  
Eugene Wilson ..... Signed  
Bethel Johnson ..... Signed  
Dan Koppen ..... Signed  
Kliff Kingsbury ..... Signed  
Spencer Nead ..... Signed  
Tully Banta-Cain ..... Signed  
Dave Petruziello ..... Released  
Kerry Watkins ..... Released  
Derek Watson ..... Released

7/23 Kerry Watkins ..... Signed  
Mike Clare ..... Released  
Courtney Ledyard ..... Released  
Corey Mitchell ..... Released  
Joe Schey ..... Released

7/28 Brenden Stai ..... Signed  
Scott Farley ..... Released

7/30 Larry Centers ..... Signed  
Jason Hunt ..... Released

8/1 Frank Moreau ..... Signed  
Ben Kelly ..... Released  
8/2 Scott McCready ..... Released  
8/4 Thabiti Davis ..... Signed  
8/10 Brenden Stai ..... Retired  
8/13 Marques McFadden ..... Claimed off waivers (DAL)  
DeVeren Johnson ..... Claimed off waivers (DAL)  
Dan Stricker ..... Placed on reserve/injured list  
8/15 Marques McFadden ..... Released  
8/18 Otis Smith ..... Released  
8/19 Corbin Lacina ..... Signed  
Ted Washington ..... Acquired via trade (CHI)  
DeVeren Johnson ..... Released  
Jasen Esposito ..... Released  
8/20 Chad Lee ..... Released  
Spencer Nead ..... Released  
Daniel Pope ..... Released  
8/24 Ken Kocher ..... Released  
Buck Rasmussen ..... Released  
J.R. Redmond ..... Released  
Antwoine Womack ..... Released  
8/26 Jamil Soriano ..... Acquired via trade (CHI)  
Kerry Watkins ..... Released  
Bill Conaty ..... Placed on Reserve/Injured  
Kliff Kingsbury ..... Placed on Reserve/Injured  
Tully Banta-Cain ..... Placed on Reserve/PUP  
Chas Gessner ..... Placed on Reserve/PUP  
Kenyatta Jones ..... Placed on Reserve/PUP  
Stephen Neal ..... Placed on Reserve/PUP  
Gene Mruczkowski ..... Placed on Reserve/NFI  
8/28 Corbin Lacina, Dyshod Carter, Brad Harris, Michael Malan,  
Frank Moreau and Rod Trafford  
..... Released  
8/31 Thabiti Davis, Russ Hochstein, Ethan Kelley, Matt Knutson,  
Shawn Mayer, Leonard Myers, Patrick Pass, Jamil Soriano,  
Maugaula Tuitele and Dedric Ward  
..... Released  
Michael Cloud ..... Placed on Reserve/Susp. by NFL  
Bill Conaty ..... Released from Reserve/Injured

9/1 Russ Hochstein ..... Signed to the practice squad  
Ethan Kelley ..... Signed to the practice squad  
Shawn Mayer ..... Signed to the practice squad  
Jamil Soriano ..... Signed to the practice squad

9/2 Lawyer Milloy ..... Released  
Tim Provost ..... Signed to the practice squad  
9/14 Russ Hochstein ..... Signed from the practice squad  
9/17 Jamin Elliott ..... Signed to the practice squad  
9/22 Roosevelt Colvin ..... Placed on Reserve/Injured  
Mike Compton ..... Placed on Reserve/Injured  
Wilbert Brown ..... Claimed off waivers (WAS)  
Patrick Pass ..... Signed  
9/29 Michael Cloud ..... Granted one-week roster exemption

10/4 Michael Cloud ..... Activated to the 53-man roster  
Fred McCrary ..... Released  
10/7 Fred McCrary ..... Re-signed  
Aric Morris ..... Released  
10/13 Dan Stricker ..... Released from Reserve/Injured  
10/18 Tully Banta-Cain ..... Activated from Reserve/PUP  
Shawn Mayer ..... Signed from the practice squad  
Adrian Klemm ..... Placed on Reserve/Injured  
Larry Centers ..... Released





# PATRIOTS 2003 DEFENSIVE STATISTICS

Tackle statistics tabulated from coaching grades

DEFENSIVE STATISTICS											SP. TEAMS					FUMBLES - LOST (9-4)				
Name	TT	UT	A	S/	YL	Int/	Yds	PD	FF	FR	TT	UT	A	FF	FR				Own	
Rodney Harrison	67	53	14	-	-	2	0	7	-	1	3	1	2	-	-		No.	Lost	Rec.	O.B.
Tedy Bruschi	63	38	25	1.0	9.0	1	18	10	2	-	1	1	0	-	-	Tom Brady	6	2	1	0
Roman Phifer	60	40	20	-	-	-	-	1	2	-	0	0	0	-	-	Kevin Faulk	2	2	0	0
Richard Seymour	39	23	16	3.0	19.0	-	-	4	-	-	0	0	0	-	-	Lonie Paxton	1	0	0	0
Ty Law	33	29	4	-	-	1	65	7	-	-	0	0	0	-	-	Joe Andruzzi	0	0	1	0
Tyrone Poole	32	29	3	-	-	2	13	9	2	-	0	0	0	-	-	Larry Centers	0	0	1	0
Eugene Wilson	26	21	5	-	-	3	8	7	-	-	1	1	0	-	-	Ken Walter	0	0	1	0
Bobby Hamilton	26	13	13	-	-	-	-	-	-	-	0	0	0	-	-	Totals	9	4	4	0
Willie McGinest	25	19	6	3.0	22.0	-	-	-	1	2	0	0	0	-	-	BLOCKED KICKS				
Matt Chatham	22	13	9	1.5	10.5	-	-	-	1	1	5	3	2	-	-		XP	FG	P	
Ty Warren	19	9	10	1.0	1.0	-	-	2	-	-	0	0	0	-	-	Dan Klecko	0	1	0	
Mike Vrabel	16	12	4	1.0	2.0	-	-	1	-	-	0	0	0	-	-	Richard Seymour	0	1	0	
Asante Samuel	15	15	0	-	-	1	55	6	-	-	2	2	0	-	-	Totals	0	2	0	
Jarvis Green	12	9	3	1.5	5.5	-	-	-	-	-	0	0	0	-	-	MISC. OFFENSIVE STATS				
Ted Washington	8	7	1	1.0	5.0	-	-	-	1	-	0	0	0	-	-		Tkl	Ast	FF	FR
Antwan Harris	8	6	2	-	-	-	-	1	-	-	7	5	2	-	-	Deion Branch	2	0	0	0
Ted Johnson	8	4	4	-	-	-	-	-	-	-	0	0	0	-	-	David Givens	2	0	0	0
Dan Klecko	7	6	1	1.0	3.0	-	-	-	-	-	0	0	0	-	-	Matt Light	1	0	0	0
Rosevelt Colvin	5	5	0	2.0	9.0	-	-	-	-	1	0	0	0	-	-	Larry Centers	1	0	0	0
Rick Lyle	5	4	1	-	-	-	-	-	-	-	0	0	0	-	-	Totals	6	0	0	0
Larry Izzo	3	3	0	-	-	-	-	1	-	-	14	8	6	-	-					
Chris Akins	3	3	0	-	-	-	-	1	-	-	14	7	7	-	-					
Anthony Pleasant	2	1	1	1.0	12.0	-	-	-	-	1	0	0	0	-	-					
Don Davis	1	1	0	-	-	-	-	-	-	-	10	4	6	-	-					
Tully Banta-Cain	1	0	1	-	-	-	-	-	-	-	1	0	1	-	-					
Aric Morris	0	0	0	-	-	1	33	1	-	-	8	4	4	-	-					
Patrick Pass	0	0	0	-	-	-	-	-	-	-	5	3	2	-	-					
Je'Rod Cherry	0	0	0	-	-	-	-	-	-	-	4	3	1	-	-					
Fred Baxter	0	0	0	-	-	-	-	-	-	-	4	0	4	-	-					
David Givens	0	0	0	-	-	-	-	-	-	-	2	2	0	-	-					
Daniel Graham	0	0	0	-	-	-	-	-	-	-	2	1	1	-	-					
Fred McCrary	0	0	0	-	-	-	-	-	-	-	2	1	1	-	-					
Bethel Johnson	0	0	0	-	-	-	-	-	-	-	1	1	0	-	1					
Shawn Mayer	0	0	0	-	-	-	-	-	-	-	1	0	1	-	-					
Adam Vinatieri	0	0	0	-	-	-	-	-	-	-	1	0	1	-	-					
Lonie Paxton	0	0	0	-	-	-	-	-	-	-	1	0	1	-	-					
Totals	506	363	143	17.0	98.0	11	192	58	9	6	89	47	42	0	1					

## LEGEND

TT - Total Tackles

UT - Unassisted Tackles

A - Assists

S/Yds - Sacks/Yards Lost

I/R et.- Interceptions/R eturn Yards

P D - Pass Defensed

FF - Forced Fumbles

FR - Fumbles Recovered

Tack. T.O. - Tackles off Turnovers

O.B. - Out of Bounds





# HOW THE PATRIOTS WERE BUILT

<u>YEAR</u>	<u>DRAFTEES (24)</u>	<u>VETERAN FREE AGENTS (22)</u>	<u>WAIVERS (2) / TRADES (1)</u>	<u>ROOKIE AND FIRST-YEAR FREE AGENTS (4)</u>
<b>1993</b>	Troy Brown (8)			
<b>1994</b>	Willie McGinest (1)			
<b>1995</b>	Ty Law (1) Ted Johnson (2)			
<b>1996</b>	Tedy Bruschi (3)			Adam Vinatieri (fa)
<b>1997</b>				
<b>1998</b>				
<b>1999</b>	Damien Woody (1a) Kevin Faulk (2)			
<b>2000</b>	Antwan Harris (6a) Tom Brady (6b) Patrick Pass (7b)	Joe Andruzzi (fa) (G.B.) Bobby Hamilton (fa) (NYJ)	Matt Chatham (fa) (cw-STL)	Lonie Paxton (fa)
<b>2001</b>	Richard Seymour (1) Matt Light (2)	Je'Rod Cherry (2) (PHI) Damon Huard (fa) (MIA) Larry Izzo (fa) (MIA)* David Patten (fa) (CLE) * Roman Phifer (2) (NYJ) Anthony Pleasant (3) (SF)* Antowain Smith (1) (BUF) Mike Vrabel (3) (PIT)* Ken Walter (fa) (CAR)		Tom Ashworth (fa)
<b>2002</b>	Daniel Graham (1) Deion Branch (2) Rohan Davey (4a) Jarvis Green (4b) David Givens (7b)	Fred Baxter (5) (CHI) Christian Fauria (2) (SEA)* Rick Lyle (fa) (NYJ)*		
<b>2003</b>	Ty Warren (1) Eugene Wilson (2a) Bethel Johnson (2b) Dan Klecko (4a) Asante Samuel (4b) Dan Koppen (5) Tully Banta-Cain (7b)	Chris Akins (7) (CLE)* Michael Cloud (2) (KC)* Don Davis (fa) (STL)* Brandon Gorin (7) Rodney Harrison (5) (SD) Russ Hochstein (5) Fred McCrary (6) (SD) Tyrone Poole (1) (DEN)*	Ted Washington (1) (tr-CHI) Wilbert Brown (fa) (cw-WAS)  <u><b>Reserve/Injured</b></u> Roosevelt Colvin (4) (CHI)* Mike Compton (3) (DET)* Kliff Kingsbury (6) Adrian Klemm (2)	Shawn Mayer (fa)  <u><b>Reserve / PUP</b></u> Chas Gessner (fa-03) Kenyatta Jones (4a) Stephen Neal (fa)  <u><b>Reserve / NFI</b></u> Gene Mruczkowski (fa-03)

\* unrestricted free agent

(#) - indicates round drafted

(fa) - indicates non-drafted free agents



# 2003 ALPHABETICAL ROSTER

Oct. 20, 2003

#	NAME	POS	HT	WT	BORN	YR	COLLEGE	H.S. HOMETOWN
34	Akins, Chris	S	5-11	200	11/29/76	5	Arkansas Pine-Bluff	Little Rock, Ark.
63	Andruzzi, Joe	G	6-3	312	08/23/75	7	S. Connecticut St.	Staten Island, N.Y.
68	Ashworth, Tom	T	6-6	305	10/10/77	2	Colorado	Englewood, Colo.
48	Banta-Cain, Tully	LB	6-2	250	08/28/80	R	California	Sunnyvale, Calif.
84	Baxter, Fred	TE	6-3	268	06/14/71	11	Auburn	Pike County, Ala.
12	Brady, Tom	QB	6-4	225	08/03/77	4	Michigan	San Mateo, Calif.
83	Branch, Deion	WR	5-9	193	07/18/79	2	Louisville	Albany, Ga.
80	Brown, Troy	WR	5-10	196	07/02/71	11	Marshall	Blackville, S.C.
60	Brown, Wilbert	G	6-2	320	05/09/77	3	Houston	Hooks, Texas
54	Bruschi, Tedy	LB	6-1	247	06/09/73	8	Arizona	Roseville, Calif.
58	Chatham, Matt	LB	6-4	250	06/28/77	4	South Dakota	Sioux City, Iowa
30	Cherry, Je'Rod	S	6-1	210	05/30/73	8	California	Berkeley, Calif.
21	Cloud, Michael	RB	5-10	205	07/01/75	5	Boston College	Portsmouth, R.I.
6	Davey, Rohan	QB	6-2	245	04/14/78	2	Louisiana State	Miami, Fla.
51	Davis, Don	LB	6-1	235	12/17/72	8	Kansas	Olathe, Kan.
33	Faulk, Kevin	RB	5-8	202	06/05/76	5	Louisiana State	Carencro, La.
88	Fauria, Christian	TE	6-4	250	09/22/71	9	Colorado	Encino, Calif.
87	Givens, David	WR	6-0	212	08/16/80	2	Notre Dame	Humble, Texas
76	Gorin, Brandon	T	6-6	308	07/17/78	2	Purdue	Muncie, Ind.
82	Graham, Daniel	TE	6-3	257	11/16/78	2	Colorado	Denver, Colo.
97	Green, Jarvis	DL	6-3	290	01/12/79	2	Louisiana State	Donaldsonville, La.
91	Hamilton, Bobby	DE	6-5	280	07/01/71	9	Southern Mississippi	Columbia, Miss.
23	Harris, Antwan	DB	5-9	194	05/29/77	4	Virginia	Raleigh, N.C.
37	Harrison, Rodney	S	6-1	220	12/15/72	10	Western Illinois	Chicago, Ill.
71	Hochstein, Russ	G	6-4	305	10/07/77	3	Nebraska	Hartington, Neb.
19	Huard, Damon	QB	6-3	215	07/09/73	7	Washington	Puyallup, Wash.
53	Izzo, Larry	LB	5-10	228	09/26/74	8	Rice	Houston, Texas
81	Johnson, Bethel	WR	5-11	200	02/11/79	R	Texas A&M	Corsicana, Texas
52	Johnson, Ted	LB	6-4	253	12/04/72	9	Colorado	Alameda, Calif.
90	Klecko, Dan	DL	5-11	283	01/12/81	R	Temple	Colts Neck, N.J.
67	Koppen, Dan	G	6-2	296	09/12/79	R	Boston College	Whitehall, Pa.
24	Law, Ty	CB	5-11	200	02/10/74	9	Michigan	Aliquippa, Pa.
72	Light, Matt	T	6-4	305	06/23/78	3	Purdue	Greenville, Ohio
96	Lyle, Rick	DL	6-5	285	02/26/71	10	Missouri	Monroe, La.
39	Mayer, Shawn	S	6-0	202	03/04/79	R	Penn State	Hillsborough, N.J.
44	McCrary, Fred	FB	6-0	247	09/19/72	7	Mississippi State	Naples, Fla.
55	McGinest, Willie	LB	6-5	270	12/11/71	10	Southern Cal	Long Beach, Calif.
35	Pass, Patrick	FB	5-10	217	12/31/77	4	Georgia	Tucker, Ga.
86	Patten, David	WR	5-10	190	08/19/74	7	Western Carolina	Hopkins, S.C.
66	Paxton, Lonie	LS	6-2	260	03/13/78	4	Sacramento State	Corona, Calif.
95	Phifer, Roman	LB	6-2	248	03/05/68	13	UCLA	Pineville, N.C.
98	Pleasant, Anthony	DE	6-5	280	01/27/68	14	Tennessee State	Century, Fla.
38	Poole, Tyrone	CB	5-8	188	02/03/72	8	Fort Valley State	LaGrange, Ga.
22	Samuel, Asante	CB	5-10	185	01/06/81	R	Central Florida	Ft. Lauderdale, Fla.
93	Seymour, Richard	DL	6-6	310	10/06/79	3	Georgia	Gadsden, S.C.
32	Smith, Antowain	RB	6-2	232	03/14/72	7	Houston	Montgomery, Ala.
4	Vinatieri, Adam	K	6-0	202	12/28/72	8	South Dakota State	Rapid City, S.D.
50	Vrabel, Mike	LB	6-4	261	08/14/75	7	Ohio State	Akron, Ohio
13	Walter, Ken	P	6-1	207	08/15/72	7	Kent State	Euclid, Ohio
94	Warren, Ty	DL	6-5	300	02/06/81	R	Texas A&M	Bryan, Texas
92	Washington, Ted	NT	6-5	365	04/13/68	13	Louisville	Tampa, Fla.
26	Wilson, Eugene	DB	5-10	195	08/17/80	R	Illinois	Merrillville, Ill.
65	Woody, Damien	C	6-3	320	11/03/77	5	Boston College	Beaverdam, Va.

## PRACTICE SQUAD

10	Elliott, Jamin	WR	5-11	195	10/05/79	2	Delaware	Portsmouth, Va.
99	Kelley, Ethan	DT	6-2	303	02/12/80	R	Baylor	Sugar Land, Texas
62	Provost, Tim	T	6-5	300	08/24/80	R	San Jose State	Downey, Calif.
75	Soriano, Jamil	G/T	6-4	310	05/11/81	R	Harvard	Plainview, N.Y.

## HEAD COACH: BILL BELICHICK

**ASSISTANTS:** Romeo Crennel, Defensive Coordinator/Defensive Line; Brian Daboll, Wide Receivers; Jeff Davidson, Assistant Offensive Line/Tight Ends; Ivan Fears, Running Backs; John Hufnagel, Quarterbacks; Josh McDaniels, Coaching Assistant; Pepper Johnson, Inside Linebackers; Eric Mangini, Defensive Backs; Markus Paul, Assistant Strength and Conditioning; Rob Ryan, Outside Linebackers; Dante Scarnecchia, Assistant Head Coach/Offensive Line; Brad Seely, Special Teams; Charlie Weis, Offensive Coordinator; Mike Woicik, Strength and Conditioning.



# 2003 NUMERICAL ROSTER

#	NAME	POS	HT	WT	AGE	YR	COLLEGE	HOW ACQ.	G/S/D/I
4	Adam Vinatieri	K	6-0	202	30	8	South Dakota State	FA-96	7/0/0/0
6	Rohan Davey	QB	6-2	245	25	2	Louisiana State	D4a-02	1/0/0/6
12	Tom Brady	QB	6-4	225	26	4	Michigan	D6b-00	7/7/0/0
13	Ken Walter	P	6-1	207	31	7	Kent State	FA-01	7/0/0/0
19	Damon Huard	QB	6-3	215	30	7	Washington	UFA (MIA)-01	0/0/7/0
21	Michael Cloud	RB	5-10	205	28	5	Boston College	UFA (KC)-03	3/1/0/0
22	Asante Samuel	CB	5-10	185	22	R	Central Florida	D4b-03	7/1/0/0
23	Antwan Harris	DB	5-9	194	26	4	Virginia	D6a-00	7/1/0/0
24	Ty Law	CB	5-11	200	29	9	Michigan	D1-95	6/6/0/1
26	Eugene Wilson	DB	5-10	195	23	R	Illinois	D2a-03	7/6/0/0
30	Je'Rod Cherry	S	6-1	210	30	8	California	FA-01	4/0/0/3
32	Antowain Smith	RB	6-2	232	31	7	Houston	FA (BUF)-01	5/2/0/2
33	Kevin Faulk	RB	5-8	202	27	5	Louisiana State	D2-99	6/4/0/1
34	Chris Akins	S	5-11	200	26	5	Arkansas Pine-Bluff	UFA (CLE)-03	7/0/0/0
35	Patrick Pass	FB	5-10	217	25	4	Georgia	D7b-00	4/0/0/0
37	Rodney Harrison	S	6-1	220	30	10	Western Illinois	FA (SD)-03	7/7/0/0
38	Tyrone Poole	CB	5-8	188	31	8	Fort Valley State	UFA (DEN)-03	7/7/0/0
39	Shawn Mayer	S	6-0	202	24	R	Penn State	FA-03	1/0/0/0
44	Fred McCrary	FB	6-0	247	30	7	Mississippi State	FA (SD)-03	4/3/0/2
48	Tully Banta-Cain	LB	6-2	250	23	R	California	D7b-03	1/0/0/0
50	Mike Vrabel	LB	6-4	261	28	7	Ohio State	UFA (PIT)-01	4/3/0/2
51	Don Davis	LB	6-1	235	30	8	Kansas	UFA (STL)-03	6/0/0/1
52	Ted Johnson	LB	6-4	253	30	9	Colorado	D2-95	1/1/0/6
53	Larry Izzo	LB	5-10	228	29	8	Rice	UFA (MIA)-01	7/0/0/0
54	Tedy Bruschi	LB	6-1	247	30	8	Arizona	D3-96	7/7/0/0
55	Willie McGinest	LB	6-5	270	31	10	Southern Cal	D1-94	5/3/0/2
58	Matt Chatham	LB	6-4	250	26	4	South Dakota	CW (STL)-00	7/3/0/0
60	Wilbert Brown	G	6-2	320	26	3	Houston	CW (WAS)-03	2/0/1/1
63	Joe Andruzzy	G	6-3	312	28	7	Southern Connecticut St.	FA-00	7/7/0/0
65	Damien Woody	C	6-3	320	25	5	Boston College	D1a-99	5/5/0/2
66	Lonie Paxton	LS	6-2	260	25	4	Sacramento State	FA-00	7/0/0/0
67	Dan Koppen	G	6-2	296	24	R	Boston College	D5-03	7/6/0/0
68	Tom Ashworth	T	6-6	305	26	2	Colorado	FA-01	7/4/0/0
71	Russ Hochstein	G	6-4	305	26	3	Nebraska	FA-03	6/1/0/0
72	Matt Light	T	6-4	305	25	3	Purdue	D2-01	7/7/0/0
76	Brandon Gorin	T	6-6	308	25	2	Purdue	FA-03	2/0/2/3
80	Troy Brown	WR	5-10	196	32	11	Marshall	D8-93	7/6/0/0
81	Bethel Johnson	WR	5-11	200	24	R	Texas A&M	D2b-03	7/1/0/0
82	Daniel Graham	TE	6-3	257	24	2	Colorado	D1-02	5/2/0/2
83	Deion Branch	WR	5-9	193	24	2	Louisville	D2-02	6/3/0/1
84	Fred Baxter	TE	6-3	268	32	11	Auburn	FA (CHI)-02	7/0/0/0
86	David Patten	WR	5-10	190	29	7	Western Carolina	UFA (CLE)-01	6/5/0/1
87	David Givens	WR	6-0	212	23	2	Notre Dame	D7b-02	5/0/0/2
88	Christian Fauria	TE	6-4	250	32	9	Colorado	UFA (SEA)-02	7/7/0/0
90	Dan Klecko	DL	5-11	283	22	R	Temple	D4a-03	5/0/0/2
91	Bobby Hamilton	DE	6-5	280	32	9	Southern Mississippi	UFA (NYJ)-00	7/7/0/0
92	Ted Washington	NT	6-5	365	35	13	Louisville	TR (CHI)-03	3/3/0/4
93	Richard Seymour	DL	6-6	310	24	3	Georgia	D1-01	7/7/0/0
94	Ty Warren	DL	6-5	300	22	R	Texas A&M	D1-03	7/3/0/0
95	Roman Phifer	LB	6-2	248	35	13	UCLA	FA (NYJ)-01	7/6/0/0
96	Rick Lyle	DL	6-5	285	32	10	Missouri	UFA (NYJ)-02	6/1/0/1
97	Jarvis Green	DL	6-3	290	24	2	Louisiana State	D4b-02	7/3/0/0
98	Anthony Pleasant	DE	6-5	280	35	14	Tennessee State	UFA (SF)-01	5/0/0/2

## RESERVE LIST / INJURED

59	Rosevelt Colvin	LB	6-3	250	26	5	Purdue	UFA (CHI)-03	2/2/0/1
77	Mike Compton	G/C	6-6	310	33	11	West Virginia	UFA (DET)-01	2/2/0/1
16	Kliff Kingsbury	QB	6-3	220	24	R	Texas Tech	D6-03	0/0/0/0
70	Adrian Klemm	T	6-3	312	26	4	Hawaii	D2-00	3/3/0/3

## RESERVE LIST / PHYSICALLY UNABLE TO PERFORM

18	Chas Gessner	WR	6-4	215	22	R	Brown	FA-03	
74	Kenyatta Jones	T	6-3	307	24	3	South Florida	D4a-01	
61	Stephen Neal	G	6-4	305	27	2	Cal State-Bakersfield	FA-01	

## RESERVE LIST / NON-FOOTBALL INJURY

64	Gene Mruczkowski	OL	6-2	305	23	R	Purdue	FA-03	
----	------------------	----	-----	-----	----	---	--------	-------	--

## HEAD COACH: BILL BELICHICK

**ASSISTANTS:** Romeo Crennel, Defensive Coordinator/Defensive Line; Brian Daboll, Wide Receivers; Jeff Davidson, Assistant Offensive Line/Tight Ends; Ivan Fears, Running Backs; John Hufnagel, Quarterbacks; Josh McDaniels, Coaching Assistant; Pepper Johnson, Inside Linebackers; Eric Mangini, Defensive Backs; Markus Paul, Assistant Strength and Conditioning; Rob Ryan, Outside Linebackers; Dante Scarnecchia, Assistant Head Coach/Offensive Line; Brad Seely, Special Teams; Charlie Weis, Offensive Coordinator; Mike Woicik, Strength and Conditioning.

Ages as of Oct. 26, 2003





# UNOFFICIAL DEPTH CHART

Unofficial depth chart compiled by Patriots Media Relations, Oct. 20, 2003

## OFFENSE

<b>WR:</b> 86 David Patten (6/5/0/1)	83 Deion Branch (6/3/0/1)	
<b>LT:</b> 72 Matt Light (7/7/0/0)	68 Tom Ashworth (7/4/0/0)	
<b>LG:</b> 65 Damien Woody (5/5/0/2)	60 Wilbert Brown (2/0/1/1)*	
<b>C:</b> 67 Dan Koppen (7/6/0/0)	65 Damien Woody (5/5/0/2)	
<b>RG:</b> 63 Joe Andruzzi (7/7/0/0)	71 Russ Hochstein (6/1/0/0)	
<b>RT:</b> 68 Tom Ashworth (7/4/0/0)	76 Brandon Gorin (2/0/2/3)	
<b>TE:</b> 88 Christian Fauria (7/7/0/0)	82 Daniel Graham (5/2/0/2)	84 Fred Baxter (7/0/0/0)
<b>WR:</b> 80 Troy Brown (7/6/0/0)	87 David Givens (5/0/0/2)	81 Bethel Johnson (7/1/0/0)
<b>QB:</b> 12 Tom Brady (7/7/0/0)	19 Damon Huard (0/0/7/0)	6 Rohan Davey (1/0/0/6)*
<b>RB:</b> 33 Kevin Faulk (6/4/0/1)	21 Michael Cloud (3/1/0/0)	32 Antowain Smith (5/2/0/2)*
<b>FB:</b> 44 Fred McCrary (4/3/0/2)	35 Patrick Pass (4/0/0/0)	

## DEFENSE

<b>LE:</b> 91 Bobby Hamilton (7/7/0/0)	98 Anthony Pleasant (5/0/0/2)	
<b>DT:</b> 94 Ty Warren (7/3/0/0)	96 Rick Lyle (6/1/0/1)	
<b>DT:</b> 93 Richard Seymour (7/7/0/0)	90 Dan Klecko (5/0/0/2)	92 Ted Washington (3/3/0/4)*
<b>RE:</b> 97 Jarvis Green (7/3/0/0)		
<b>OLB:</b> 95 Roman Phifer (7/6/0/0)	55 Willie McGinest (5/3/0/2)*	48 Tully Banta-Cain (1/0/0/0)
<b>MLB:</b> 54 Tedy Bruschi (7/7/0/0)	53 Larry Izzo (7/0/0/0)	51 Don Davis (6/0/0/1)
		52 Ted Johnson (1/1/0/6)*
<b>OLB:</b> 58 Matt Chatham (7/3/0/0)	50 Mike Vrabel (4/3/0/3)	
<b>LCB:</b> 24 Ty Law (6/6/0/1)*	22 Asante Samuel (7/1/0/0)	
<b>RCB:</b> 38 Tyrone Poole (7/7/0/0)	22 Asante Samuel (7/1/0/0)	
<b>S:</b> 37 Rodney Harrison (7/7/0/0)	34 Chris Akins (7/0/0/0)	30 Je'Rod Cherry (4/0/0/3)*
<b>S:</b> 26 Eugene Wilson (7/6/0/0)	23 Antwan Harris (7/1/0/0)	39 Shawn Mayer (1/0/0/0)

## SPECIAL TEAMS

<b>K:</b> 4 Adam Vinatieri (7/0/0/0)	13 Ken Walter (7/0/0/0)	
<b>P:</b> 13 Ken Walter (7/0/0/0)	4 Adam Vinatieri (7/0/0/0)	
<b>H:</b> 13 Ken Walter (7/0/0/0)	19 Damon Huard (0/0/7/0)	
<b>PR:</b> 80 Troy Brown (7/6/0/0)	83 Deion Branch (6/3/0/1)	
<b>KR:</b> 81 Bethel Johnson (7/1/0/0)	33 Kevin Faulk (6/4/0/1)	35 Patrick Pass (4/0/0/0)
<b>LS:</b> 66 Lonie Paxton (7/0/0/0)	71 Russ Hochstein (6/1/0/0)	

Rookies and First-Year Players are Underlined. Last week's inactive players are marked with an asterisk (\*).

## PATRIOTS PRONUNCIATION GUIDE

Tedy Bruschi ..... Teddy★BREW-ski	Damon Huard ..... HUE-ard	Antowain Smith ..... AN-twon
Christian Fauria ..... FOUR-ee-ay	Dan Koppen..... COPE-en	Adam Vinatieri ..... vin-a-TERRY
Russ Hochstein..... HOKE-stine	Lonie Paxton ..... Lonnie	



## BY THE NUMBERS

### SEVEN YEARS AND COUNTING

**95-63**

The Patriots' record in preseason, regular-season and postseason games since 1996 (.601 win pct.).

**68-51**

The Patriots' regular-season record since 1996 (.571 win pct.).

**6-3**

The Patriots' postseason record since 1996 (.667 win pct.).

**21-9**

The Patriots' preseason record since 1996 (.700 win pct.).

### LONG TOSS

**82**

The number of yards covered by Troy Brown's game-winning touchdown catch from Tom Brady in overtime last week against Miami. The reception was the longest of Brown's 443 career receptions.

**2**

The ranking of the play on the NFL's list of longest overtime touchdown passes, behind Ron Jaworski's 99-yard touchdown to Mike Quick for the Philadelphia Eagles (11/10/85).

### NO PASSING ZONE

**3**

The number of touchdown passes the Patriots have given up through seven games, tying them for the fewest passing touchdowns surrendered this season (along with the New York Jets and New York Giants).

**11**

The number of interceptions the Patriots have recorded so far this season, ranking second in the AFC and third in the NFL. Only Minnesota (16 picks) and Kansas City (13) have more interceptions than New England.

### THE KRAFT ERA

**97**

The number of consecutive Patriots preseason, regular-season and postseason home games that have been sold out since Robert Kraft bought the team in 1994.

**203**

The number of consecutive Patriots games that have been televised locally.

**66-33**

The Patriots record at home since 1994, including preseason, regular-season and postseason games.

**12-3**

The Patriots record at Gillette Stadium, including preseason and regular-season games (.800 winning percentage).

### THE BELICHICK ERA

**33-25**

Bill Belichick's record as head coach of the Patriots, including the playoffs.

**.569**

Belichick's winning percentage as Patriots head coach, establishing the highest winning percentage of any coach in franchise history including all games.

**28-14**

Belichick's record since the beginning of the 2001 season, including playoffs (.667 win pct.).

### NOT HALF BAD

**15**

The number of consecutive games the Patriots have won when leading at halftime.

**18-1**

The Patriots record in their last 19 games in which they have led at halftime.

**20**

The number of consecutive games the Patriots have won when leading after three quarters.

### THIRD DOWN DOMINANCE

**3**

The number of times the Patriots have held their opponents under 30 percent on third downs this season.

**3**

The number of times the Patriots held their opponents under 30 percent on third downs all of last season.

**9-1**

The Patriots record in their last 10 games when holding their opponents under 30 percent on third downs.

### WHAT A RUSH

**1,758**

The Patriots projected season rushing yardage total for the 2003 season if they keep up their pace of 116 yards per game.

**1**

The number of times in the last seven years the Patriots have run for more than 1,758 yards in a season (2001, 1,793 yds).

**5**

The number of times the Patriots have broken 100 yards rushing as a team so far in 2003.

**5**

The number of times the Patriots broke 100 yards rushing as a team in 16 games last season.

### TURNING OVER WINS

**5-0**

The Patriots' record this season when they maintain a positive or even turnover differential.

**0-2**

The Patriots' record when they turn the ball over more than their opponents.

**16-2**

The Patriots' record since the beginning of the 2001 season when they maintain a positive turnover differential.

**+7**

The Patriots' turnover differential this season, good for second in the AFC.

### BROWN'S MILESTONES

**209**

The number of punt returns Troy Brown has made in his career.

**1**

Brown's rank on the Patriots' all-time leading punt returners list. He passed Irving Fryar with his 207th punt return against the Titans (10/05/03).

**443**

The number of receptions Brown has made in his career.

**47**

The number of receptions Brown needs to move ahead of Ben Coates (490) into second place on the Patriots all-time reception list.