



# NEW ENGLAND PATRIOTS PRESS RELEASE

Contact: Stacey James, Director of Media Relations ★ Michelle L. Murphy ★ Casey O'Connell  
Gillette Stadium ★ One Patriot Place ★ Foxborough, MA 02035 ★ 508-384-9105 ★ fax: 508-543-9053  
[staceyj@patriots.com](mailto:staceyj@patriots.com) ★ [michellel@patriots.com](mailto:michellel@patriots.com) ★ [caseyo@patriots.com](mailto:caseyo@patriots.com)

## PATRIOTS HEAD WEST TO PLAY DENVER ON MONDAY NIGHT

### MEDIA SCHEDULE

#### Wednesday, Oct. 29

10:45 – 11:15 Coach Belichick Press Availability  
in Media Workroom  
11:15 – 11:55 Open Locker Room  
12:45 – 1:05 Access to Practice (Photographers  
and camera operators only)  
Denver Conference Calls—  
2:00 Quarterback Danny Kanell  
2:45 Head Coach Mike Shanahan

#### Thursday, Oct. 30

10:45 – 11:15 Coach Belichick Press Availability  
in Media Workroom  
11:15 – 11:55 Open Locker Room  
12:45 – 1:05 Access to Practice (Photographers  
and camera operators only)

#### Friday, Oct. 31

10:30 – 11:00 Coach Belichick Press Availability  
in Media Workroom  
11:00 – 11:35 Open Locker Room  
12:00 – 12:15 Access to Practice (Photographers  
and camera operators only)

#### Saturday, Nov. 1

No Media Availability

#### Sunday, Nov. 2

Travel to Denver – No Media Availability

#### Monday, Nov. 3

9:00 Patriots at Denver Broncos

### 2003 PATRIOTS SCHEDULE

Sun., Sept. 7	at Buffalo	L	0-31
<b>Sun., Sept. 14</b>	<b>at Philadelphia</b>	<b>W</b>	<b>31-10</b>
<b>Sun., Sept. 21</b>	<b>N.Y. Jets</b>	<b>W</b>	<b>23-16</b>
Sun., Sept. 28	at Washington	L	17-20
<b>Sun., Oct. 5</b>	<b>Tennessee</b>	<b>W</b>	<b>38-30</b>
<b>Sun., Oct. 12</b>	<b>N.Y. Giants</b>	<b>W</b>	<b>17-6</b>
<b>Sun., Oct. 19</b>	<b>at Miami</b>	<b>W</b>	<b>ot 19-13</b>
<b>Sun., Oct. 26</b>	<b>Cleveland</b>	<b>W</b>	<b>9-3</b>
Mon., Nov. 3	at Denver	9:00	ABC
Sun., Nov. 9	BYE WEEK		
Sun., Nov. 16	Dallas	8:30	ESPN
Sun., Nov. 23	at Houston	1:00	CBS
Sun., Nov. 30	at Indianapolis	1:00	CBS
Sun., Dec. 7	Miami	4:15	CBS
Sun., Dec. 14	Jacksonville	1:00	CBS
Sat., Dec. 20	at N.Y. Jets	8:30	ESPN
Sat., Dec. 27	Buffalo	1:30	CBS

### AFC EAST STANDINGS

Teams	W	L	T	Pct.	PF	PA
<b>NEW ENGLAND</b> .....	<b>6</b>	<b>2</b>	<b>0</b>	<b>.750</b>	<b>154</b>	<b>129</b>
Miami Dolphins.....	5	2	0	.714	144	87
Buffalo Bills.....	4	4	0	.500	143	148
New York Jets.....	2	5	0	.286	111	118

### NEW ENGLAND PATRIOTS (6-2) at DENVER BRONCOS (5-3)

Monday, Nov. 3, 2003 ★ Invesco Field at Mile High (76,125) ★ 9:00 p.m.

The Patriots bring a four-game winning streak and a 6-2 record to Denver and straight into prime time when they face the Broncos on Monday Night Football. New England has won six of its last seven games and catapulted into first place in the AFC East with an undefeated October. But the Patriots know that despite their six victories, there's still a lot of football to be played.

"Six wins is not going to get us anything," said Head Coach Bill Belichick. "We are going to have to do a lot more than this. We will just take it week-to-week."

This week's game presents the Patriots with another tough task, as they will face a hard fight under the national spotlight when they line up opposite the 5-3 Broncos.

New England heads into the game fresh off of a gritty 9-3 win over the Cleveland Browns. The Patriots defense continued its superb play, allowing the Browns to advance into the New England side of the field on just one occasion and held the Browns to just a single field goal. The Patriots defense has allowed just 7.3 points per game in its last three outings, but will have to contend with a Broncos offense that possesses one of the league's elite running backs in Clinton Portis. The Broncos rushing attack sports the third-highest ranking in the NFL, but defending against the run has become one of New England's strengths. The Patriots' revitalized run-stuffing unit ranks fourth in the NFL after finishing last season ranked 31st.

On the offensive side of the ball, New England will try to continue its recent trend of outstanding individual performances. Tom Brady has thrown for 250 yards or more in three of his last five games, and has thrown to a 100-yard receiver for two straight weeks. The Patriots running game continues to be effective, with a trio of running backs averaging 4.0 yards per carry, but both the Patriots run and pass units will be challenged by a Broncos defense ranked second in the NFL. Denver leads the NFL in third down efficiency, allowing opponents to convert just 28.4 percent of their third down opportunities, and the Patriots will try to break out of that trend to head into their bye week with another win.

**TELEVISION:** This week's game will be televised by ABC. The game can be seen locally on WCVB-TV Channel 5 in Boston. **Al Michaels** will handle the play-by-play duties and **John Madden** will provide analysis. **Lisa Guerrero** will deliver reports from the sidelines throughout the game. Immediately following the game, the Fifth Quarter postgame show can be seen on WSBK-TV Channel 38 in Boston.

**RADIO:** WBCN 104.1 FM is the flagship station for the Patriots Rock Radio Network. Play-by-play broadcaster **Gil Santos** is in his 27th season as the voice of the Patriots and calls the action along with Patriots Hall of Famer **Gino Cappelletti**. In 2003, Santos and Cappelletti celebrate their 20th season as a broadcast tandem.

### STARTING STRONG

The Patriots have equaled the best eight-game record in franchise history with their 6-2 start to the 2003 season. New England is 6-2 for the sixth time in team history, joining the 1999, 1980, 1979, 1978 and 1974 squads with six wins in their first eight games. Like the 1978 and 1979 teams, the 2003 Patriots lost their first game, then rattled off six wins in their next seven games. The Patriots are one of just six NFL teams to have recorded six or more wins.

### CHANGING LEAVES AND CHANGING FORTUNES

New England is always a nice place to be in the month of October, and this year, the Patriots shared that sentiment. Although the leaves changed, the Patriots stayed on the winning track, winning all four of their games in the month. New England was undefeated in October for the first time since 1978 and for just the second time in team history. The Patriots will try to continue copying the success of the 1978 team, which followed its undefeated October by going 3-1 in November. Last month was the Patriots' first undefeated month since December, 2001, when New England won all four games en route to its Super Bowl XXXVI victory. Three of the Patriots' October wins came in front of the Gillette Stadium faithful, as New England won three home games in the same month for the first time since October of 1988. The Patriots' October success is a refreshing turnaround from the frightful experience last year, when New England was 0-3 in October.

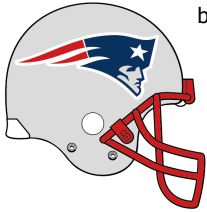




# THIS WEEK: PATRIOTS VS. BRONCOS

## SERIES HISTORY

The Patriots and Broncos will play for the ninth consecutive season and for the 37th time overall. The nine-year streak of seeing a Patriots-Broncos matchup on the schedule is the longest consecutive run for non-divisional opponents in the NFL. The teams have split their four games dating back to the 1999 season, with the Patriots running off a two-game winning streak from 1999 to 2000 and the Broncos winning two straight from 2001 to 2002. The Broncos have won two of the three meetings between the teams on Monday Night Football. The history between the teams dates back to the first days of the American Football League in 1960. The Patriots played the Broncos in the inaugural game of each franchise, a 13-10 Denver win on Sept. 9, 1960 at B.U. Field. The teams squared off twice a year in the decade prior to the AFL-NFL merger, with the Patriots taking a 10-7 advantage out of those games.



## BRONCOS 22, PATRIOTS 14

DATE	RESULT	+/-	STADIUM
09/09/60	Denver 13, at Patriots 10	-3	B.U. Field
10/23/60	at Denver 31, Patriots 24	-7	Bears
09/16/61	at Patriots 45, Denver 17	+28	B.U. Field
12/03/61	Patriots 28, at Denver 24	+4	Bears
09/21/62	at Patriots 41, Denver 16	+25	B.U. Field
11/11/62	Patriots 33, at Denver 29	+4	Bears
09/29/63	at Denver 14, Patriots 10	-4	Bears
10/18/63	at Patriots 40, Denver 21	+19	Fenway Park
10/04/64	Patriots 39, at Denver 10	+29	Bears
11/20/64	at Patriots 12, Denver 7	+5	Fenway Park
09/24/65	Denver 27, at Patriots 10	-17	Fenway Park
12/12/65	Patriots 28, Denver 20	+8	Bears
09/18/66	Patriots 24, at Denver 10	+14	Bears
11/06/66	Denver 17, at Patriots 10	-7	Fenway Park
09/03/67	at Denver 26, Patriots 21	-5	Bears
09/29/68	Patriots 20, at Denver 17	+3	Bears
11/03/68	Denver 35, at Patriots 14	-21	Fenway Park
09/14/69	at Denver 35, Patriots 7	-28	Mile High
12/17/72	at Denver 45, Patriots 21	-24	Mile High
11/28/76	at Patriots 38, Denver 14	+24	Schaefer
11/11/79	at Denver 45, Patriots 10	-35	Mile High
09/29/80	at Patriots 23, Denver 14	+9	Schaefer
11/04/84	at Denver 26, Patriots 19	-7	Mile High
09/28/86	at Denver 27, Patriots 20	-7	Mile High
12/06/87	at Denver 31, Patriots 20	-11	Mile High
12/17/88	at Denver 21, Patriots 10	-11	Mile High
10/27/91	Denver 9, at Patriots 6	-3	Foxboro
12/01/91	at Denver 20, Patriots 3	-17	Mile High
10/08/95	Denver 37, at Patriots 3	-34	Foxboro
11/11/96	Denver 34, at Patriots 8	-26	Foxboro
12/06/97	at Denver 34, Patriots 13	-21	Mile High
09/07/98	at Denver 27, Patriots 21	-6	Mile High
10/24/99	at Patriots 24, Denver 23	+1	Foxboro
10/01/00	Patriots 28, at Denver 19	+9	Mile High
10/28/01	at Denver 31, Patriots 20	-11	Invesco Field
10/27/02	Denver 24, at Patriots 16	-8	Gillette Stadium

## POSTSEASON — BRONCOS 1, PATRIOTS 0

01/04/87 ..... at Denver 22, Patriots 17 ..... -5 ..... Mile High

## SERIES TRENDS

Record in New England ..... 7-8  
 Record in Denver ..... 7-14 (0-1 postseason)  
 Total Points in the Series ..... Denver 872, Patriots 736  
 Largest Margin of Victory ..... 29 points (10/04/64)  
 Largest Margin of Defeat ..... 35 points (11/11/79)  
 Bill Belichick vs. Denver ..... 1-6 (1-2 with New England)  
 Mike Shanahan vs. New England ..... 6-2

## THE HEAD COACHES

### BILL BELICHICK


Overall Record: 71-70 (.504)  
 Regular Season: 67-69 (.493)  
 Postseason: 4-1 (.800)  
 With New England overall: 34-25 (.576)  
 Overall since Oct. 26, 2001: 28-11 (.718)



Bill Belichick is celebrating his 29th consecutive season as an NFL coach, and has been one of the most successful coaches in the league over the past three decades. He has been a part of three Super Bowl championship teams, including the memorable victory in Super Bowl XXXVI that brought the Patriots their first title in franchise history. Belichick has ensured that the spark of the Super Bowl season ignited a run of success that will last well into the future. Since Oct. 14, 2001, the Patriots have blossomed, rattling off 28 wins in their last 39 games and making Belichick the winningest NFL Head Coach since Week Four of the 2001 season.

### MIKE SHANAHAN

Overall Record: 101-64 (.612)  
 Regular Season: 94-62 (.603)  
 Postseason: 7-2 (.778)  
 With Denver overall: 93-49 (.655)  
 Overall since Oct. 26, 2001: 19-17 (.528)



Mike Shanahan is in his ninth season as the head coach of the Broncos and has won two Super Bowl titles in four playoff appearances. Shanahan's Broncos were at the top of the NFL world from 1996-98, a period during which his teams compiled a 46-10 record including the playoffs. In his 30-year coaching career, Shanahan has also served as the head coach of the Los Angeles Raiders (1988-89) and as the offensive coordinator for the Broncos (1985-87, 1991) and the 49ers (1992-94).

## TALE OF THE TAPE

2003 Regular Season	New England	Denver
Record	6-2	5-3
Divisional Standings	1st	2nd
Total Yards Gained	2,482	2,615
Total Offense (Rank)	310.3 (20)	326.9 (15)
Rush Offense	107.9 (16)	143.1 (3)
Pass Offense	202.4 (19)	183.8 (24)
Points Per Game	19.3	23.0
Total Yards Allowed	2,494	2,171
Total Defense	311.8 (14)	271.4 (2)
Rush Defense	89.8 (4)	99.5 (10)
Pass Defense	222.0 (23)	171.9 (5)
Points Allowed/Game	16.1	17.6
Possession Avg.	30:38	31:35
Sacks Allowed/Yards Lost	17/133	16/112
Sacks Made/Yards	21/135	21/133
Interceptions By	12	5
Penalties Against/Yards	64/585	52/403
Punts/Avg.	44/39.5	36/43.7
Takeaway/Giveaway Ratio	+8	-5

## THE LAST TIME

### Broncos 24, Patriots 16 – October 27, 2001

The Patriots dug themselves a hole they were not able to climb out of in a 24-16 loss to Denver at Gillette Stadium last season. Denver took a 21-7 lead going into halftime and, as expected, the Patriots mounted a second-half comeback. Adam Vinatieri opened the second-half scoring with a 26-yard field goal that made the score 21-10. Tom Brady found Christian Fauria in the end zone for an 8-yard touchdown that cut the Denver lead to 21-16, putting the Patriots in position for a potential go-ahead touchdown. But New England was stymied on its last two possessions of the game and Denver got another field goal to seal the win, 24-16. Following the loss, the Patriots rebounded to go 6-3 in their final nine games of the season.



# THIS WEEK: PATRIOTS VS. BRONCOS

## CONNECTIONS

- Patriots head coach **Bill Belichick** was an assistant special teams coach and an assistant to the defensive coordinator for the Denver Broncos in 1978. While Belichick was the head coach of the Cleveland Browns he hired **Jacob Burney** as a defensive line coach. Burney currently holds the same position for the Broncos.
- Patriots tight ends/assistant offensive line coach **Jeff Davidson** was drafted in the fifth round of the 1990 NFL draft by the Broncos and moved into the starting lineup in just his second season. He played for Denver from 1990-93.
- Patriots quarterback coach **John Hufnagel** was drafted by Denver in the 14th round of the 1973 NFL draft and played three seasons for the Broncos.
- Patriots tackle **Tom Ashworth** was born in Denver and played football and baseball at Cherry Creek High in Englewood, Colo. He played his college football at the University of Colorado.
- Patriots tight end **Christian Fauria** played at the University of Colorado, where he had 98 receptions, 1,058 yards and 12 touchdowns and was team captain as a senior.
- Patriots tight end **Daniel Graham** was raised in Denver after his father, Tom, played three seasons for the Broncos. Graham played at Thomas Jefferson High as well as the University of Colorado.
- Patriots defensive end **Bobby Hamilton's** father, Billy, tried out at wide receiver for Denver in the 1960s.
- Patriots linebacker **Ted Johnson** was a four-year letterman at Colorado, where he finished second in school history with 471 total tackles and earned All-American first-team honors as a senior.
- Patriots cornerback **Tyrone Poole** signed with the Broncos in 2001 and played in all 16 games at cornerback (with four starts) for the Broncos last season.
- Broncos center **Tom Nalen** was born in Foxborough, Mass., attended Foxboro High School and attended Boston College.
- Broncos cornerback **Lenny Walls** also played college football at Boston College.
- Patriots wide receiver **David Givens** and Broncos quarterback **Jarious Jackson** played together at Notre Dame. Broncos defensive end **Bertrand Berry** also played for the Fighting Irish and is from Givens' hometown of Humble, Texas.
- Patriots rookie center **Dan Koppen** played one year behind Broncos cornerback **Lenny Walls** at Boston College. Patriots running back **Michael Cloud**, center **Damien Woody** and Broncos center **Tom Nalen** also played at BC.
- Broncos wide receiver **Chris Cole** was a senior at Texas A&M when Patriots rookie wide receiver **Bethel Johnson** and rookie defensive lineman **Ty Warren** were freshmen.
- Patriots fullback **Patrick Pass** and defensive lineman **Richard Seymour** played together at the University of Georgia, along with Broncos safety **Nick Ferguson**, tackle **George Foster** and guard **Steve Herndon**.
- Patriots tackle **Tom Ashworth** and tight end **Daniel Graham** played with Broncos rookie linebacker **Jashon Sykes** at the University of Colorado. Patriots tight end **Christian Fauria** and linebacker **Ted Johnson** played with Broncos defensive tackle **Darius Holland** and tackle **Matt Lepsis** at Colorado as well.
- Patriots linebacker **Tully Banta-Cain's** freshman year at the University of California was Broncos cornerback **Deltha O'Neal's** senior year; Patriots safety **Je'Rod Cherry** also went to Cal.
- Patriots defensive back **Antwan Harris** was two years ahead of Broncos defensive tackle **Monsanto Pope** at the University of Virginia.
- Patriots cornerback **Tyrone Poole** and Broncos guard **Steve Herndon** are both from LaGrange, Ga.

## WITH A WIN THIS WEEK...

### If the Patriots win this week, they would...

- Be 7-2 for the first time in 23 years (1980).
- Join the 1978 and 1980 Patriots as one of just three squads in team history to begin the season with seven wins in the first nine games of the season.
- Have a five-game winning streak for the first time since they won nine regular-season games in a row (11/25/01 to 09/22/02).
- Be 3-1 in their last four Monday night games.
- Have won two of their last three games in Denver.

## PASSING PERFORMANCES

Tom Brady is looking for his first win over Denver after having lost to the Broncos in each of the past two seasons. Denver is one of just three teams (along with Washington and Green Bay) that Brady has started against but not yet defeated. Denver is the only one of those teams the Brady has lost to twice. Brady owns victories over 19 different NFL teams.

### Tom Brady vs. Denver (0-2)

Date	A	C	Yd	%	TD	I	Rating	W/L	Score
10/28/01	38	25	203	.658	2	4	57.1	L	20-31
10/27/02	29	15	130	.517	1	0	75.4	L	16-24
<b>Totals</b>	<b>67</b>	<b>40</b>	<b>333</b>	<b>.597</b>	<b>3</b>	<b>4</b>	<b>62.6</b>	<b>0-2</b>	

### Danny Kanell vs. New England (0-0)

Date	A	C	Yd	%	TD	I	Rating	W/L	Score
— FIRST MEETING —									

## SERIES SUPERLATIVES

Against Denver, the Patriots have produced seven 100-yard rushing performances, seven 100-yard receiving performances and two 300-yard passing performances. The Patriots' top superlative performances are listed below:

Rushing Yards	No	Yd	Avg	TD	Date
Don Calhoun	25	177	7.1	0	11/28/76
John Stephens	17	130	7.6	1	12/17/88

Receiving Yards	No	Yd	Avg	TD	Date
Jim Colcough	7	123	17.6	2	09/16/61
Jim Colcough	5	123	24.6	2	11/11/62

Passing Yards	Att	C	Yd	TD	I	Date
Babe Parilli	31	21	358	2	0	10/18/63
Tony Eason	38	21	313	1	1	11/04/84

\* playoff game

## THIS WEEK IN PATRIOTS HISTORY

The Patriots have an 11-12 record in Week Nine since the NFL instituted the 16-game schedule in 1978. New England has not lost in Week Nine since 1997. Last year, the Patriots defeated Buffalo, 38-7, improving to 4-4 on the season. Below are some memorable moments in Patriots history from the week of Oct. 27 — Nov. 3.

**Oct. 29, 1978** — The Patriots beat the New York Jets 55-21, recording the second-highest points output in team history. The following season, New England set the team record for points in a game in a 56-3 win over the Jets.

**Oct. 30, 1966** — Jim Nance ran for 208 yards on 38 attempts in a 24-21 win over Oakland at B.U. Field. It was the first of two 200-yard rushing performances in franchise history.

**Nov. 3, 1991** — Shawn McCarthy boomed a 93-yard punt in a 22-17 loss in Buffalo. The 93-yarder is a franchise record and the longest punt in the league since the AFL-NFL merger in 1970.

**Nov. 2, 1980** — New England defeated the New York Jets 34-21 to cap off a 7-2 start to the 1980 season. The 7-2 start is the second best run to begin a season in Patriots history (1978, 8-2).

**Nov. 3, 1996** — The Patriots beat the Miami Dolphins 42-23 to raise their record to 6-3 in the 1996 Super Bowl season. The 42-point output is the most by the Patriots against Miami. Curtis Martin tied a team record with three rushing touchdowns.

**Nov. 3, 2002** — The Patriots defeated the Buffalo Bills 38-7 in their first game against former signal caller Drew Bledsoe. Tom Brady set the Patriots' completion percentage record by connecting on 84.6 percent of his passes (22-26), including three touchdowns.





# LAST WEEK: PATRIOTS 9, BROWNS 3

## PATRIOTS 9, BROWNS 3

October 26, 2003 ★ Gillette Stadium (Att: 68,436)

	1	2	3	4	Final
<b>Cleveland Browns</b>	0	3	0	0	— 3
<b>New England Patriots</b>	3	0	3	3	— 9

The Patriots equaled the best eight-game start in franchise history, improving to 6-2 with a gritty 9-3 win over Cleveland before a sellout crowd at Gillette Stadium. Three field goals from Adam Vinatieri were all that the Patriots needed, as the New England defense stymied the Browns offense all afternoon. Cleveland only drove into New England's half of the field on one occasion, a third-quarter drive that netted the Browns' only points of the game. Mike Vrabel led the New England defense with a career-high three sacks for losses of 27 yards. Ty Law notched his second interception of the season on Browns' final offensive play of the game, shutting down the Cleveland comeback try and preserving the Patriots win.

The Patriots offense had some statistical stars even though it did not reach the end zone for the first time since Week One. Running back Kevin Faulk set career highs in rushing attempts and rushing yardage, gaining 96 yards on 23 carries (4.2 avg.) to pace the Patriots running game. In the aerial department, New England got a breakout game from tight end Daniel Graham, who set career highs with seven receptions and 110 receiving yards. Tom Brady threw for 259 yards on 20-33 passing, marking the fourth time this season the Patriots signal caller has broken the 250-yard plateau.

New England took an early lead in the game, as Brady and Bethel Johnson hooked up on a 45-yard pass play on the Patriots' first offensive play of the game, setting up a 27-yard Vinatieri field goal that gave the Patriots a 3-0 lead. After exchanging four punts each, Cleveland tied the score with a 29-yard boot by Phil Dawson with 28 seconds left in the first half. A 28-yarder by Vinatieri with 3:40 left in the third quarter gave the Patriots a 6-3 lead, and a 38-yarder with 2:09 to go in the game gave New England a 9-3 cushion. Cleveland had time for one last-ditch effort to win the game, but after driving to within five yards of midfield, Law picked off a Kelly Holcomb pass at the New England 25-yard line with a minute left to seal the win and send the Patriots to Denver with a 6-2 record.

## ABLE VRABEL

Linebacker Mike Vrabel made his presence felt throughout the game, recording a career-high three sacks. Vrabel became the first Patriot to record three sacks in a game since Henry Thomas recorded three at St. Louis on Dec. 13, 1998. In a game where field position was crucial, Vrabel made all of his sacks on third downs, forcing Cleveland to punt each time. Vrabel began his day by sacking Tim Couch for a 13-yard loss on third-and-seven in the first quarter, forcing a Browns punt. Vrabel's second sack of the day also came on third down, as he dropped Kelly Holcomb for a six-yard loss at the Browns' 41-yard line to force another punt. Vrabel finished his big day by taking Holcomb down for an eight-yard loss, again on third down, with the Browns spreading the field with five wide receivers in the fourth quarter.

## NO TD IN GAME

Neither the Patriots nor the Browns scored a touchdown, as the Patriots won the field goal battle, 9-3. The last time there was not a touchdown in a Patriots game was on Dec. 16, 2001, when New England beat Buffalo 12-9 in overtime. The last time the Patriots won a game in which they scored less than 10 points was on Dec. 12, 1993, when New England defeated Cincinnati 7-2 at Foxboro Stadium. This game was the second NFL contest this season in which a touchdown was not scored. The other game was a 9-6 win by Indianapolis over the Browns in Week One.

## THREE POINTS OR LESS

The Patriots defense held the Browns to just three points. It was the first time since the 1999 season that the Patriots held their opponent to three points or less. In the 1999 season finale, New England beat the Baltimore Ravens 20-3 at Foxboro Stadium (01/02/00).

## CAREER HIGH FOR FAULK

Kevin Faulk set a career high against the Browns with 23 rushes for 96 yards. His previous career high for yardage was set on Oct. 12 against the New York Giants, when he racked up 87 yards (24 carries). His previous career high for rushes was set in 2000, when he got 22 carries against Kansas City (12/04/00).

## CAREER HIGH FOR GRAHAM

Daniel Graham set career highs with seven receptions for 110 yards. His previous career highs were set last season against Buffalo (11/03/02), when he grabbed three passes for 68 yards.

## 100-YARD RECEIVER

Graham's 110 yards mark the second straight game where the Patriots have had a receiver surpass 100 receiving yards. On Oct. 19 in Miami, Troy Brown grabbed 131 yards worth of passes. The last time the Patriots had 100-yard receivers in back-to-back games was in 2002, when they had 100-yard receivers in Weeks Three, Four and Five.

## QUICK HITS

- The Patriots scored in the first quarter for the seventh straight week.
- The Patriots did not allow their opponent to score a touchdown in the first quarter for the seventh straight week.
- New England scored in the third quarter for the seventh straight week.
- New England did not allow a touchdown in the third quarter for the seventh time in eight games.
- Troy Brown has now caught at least one pass in the last 62 games in which he has played.
- Long snapper Lonie Paxton downed a Ken Walter punt at Cleveland's 7-yard line late in the first quarter.
- Bethel Johnson downed a Walter punt at the Cleveland 1-yard line in the fourth quarter.
- Adam Vinatieri kicked three successful field goals for the second time this season.

## BIG PLAY BETHEL

Bethel Johnson grabbed the longest pass of his young career with a 45-yard reception from Tom Brady on the Patriots' first offensive play of the game. Johnson used his blazing speed to get behind the Cleveland defense and was in perfect position to grab Brady's precision throw. Johnson's reception was the third-longest of the season for New England, behind a pair of catches by Troy Brown (82 yards at MIA on 10/19/03 and 58 yards vs. TEN on 10/05/03).

## DON'T PICK ON US

Tom Brady did not throw an interception for the fourth consecutive week. It's the second time in his career he has started four games in a row without throwing an interception, matching his career high. Brady did not throw a pick in the first four starts of his career, from Sept. 30 – Oct. 21, 2001. The last interception Brady threw was on Sept. 28 at Washington. Since then he has attempted 132 consecutive passes without an interception. Brady set an NFL record when he started his career by attempting 162 passes before being intercepted. Drew Bledsoe holds the franchise record for pass attempts without an interception with 179 attempts (10/23/95 to 11/26/95).



# PATRIOTS NEWS AND NOTES

## WORKING OVERTIME

The Patriots have won their last seven overtime games (including the playoffs). The Patriots' seven-game overtime winning streak is the longest in the NFL. The Patriots have won one overtime game this season, defeating the Dolphins 19-13 in Miami on an 82-yard touchdown from Tom Brady to Troy Brown (10/19/03). New England has not lost in overtime since Buffalo won 16-13 at Foxboro Stadium on Nov. 5, 2000. Since that time, the Patriots have won seven straight, including five games in which they scored on their first possession of overtime.

DATE	OPP	PLAY	DRIVE INFO	FINAL SCORE
10/19/03	at MIA	82-yd TD	1 play, 82 yds; 0:12	19-13
12/29/02	vs. MIA+	35-yd FG	7-43; 2:03	27-24
09/22/02	vs. KC+	35-yd FG	9-53; 4:40	41-38
01/19/02	vs. OAK+*	23-yd FG	15-61; 8:29	16-13
12/16/01	at BUF+	23-yd FG	8-75; 3:18	12-9
10/14/01	vs. SD+	44-yd FG	6-51; 2:59	29-26
12/17/00	at BUF	24-yd FG	14-83; 5:56	13-10
11/05/00	vs. BUF	32-yd FG	6-52-2:50	L, 13-16

\*playoffs

+NE scored on its first possession in overtime

## O.T. IS THE PLACE TO BE

The Patriots have won seven straight overtime games and own the longest current overtime winning streak in the NFL. The streak also includes New England's 16-13 "Snow Game" win over Oakland in the 2001 Divisional Playoffs (01/19/02). The seven-game streak is tied for the longest streak in NFL history, including the playoffs (see below).

### MOST CONSECUTIVE OVERTIME VICTORIES

Wins	Team	Dates
7*	New England	2000-present
7	Denver	1978-1985
6	Washington	1976-1987
6	Pittsburgh	1994-1997
5	Many Times	

\*-Includes one playoff game

## BEAST OF THE EAST

The Patriots are 11-3 in their last 14 games against the AFC East. New England has the best record among AFC East teams in division games since the beginning of the 2001 season (12-5). The New York Jets are second with a 10-7 record. Miami has gone 9-8 in the division since 2001 and Buffalo has a 4-13 record (see below).

Team	Division W-L Since 2001	Team	Division W-L Since 2001
Patriots	12-5	Miami	9-8
New York Jets	10-7	Buffalo	4-13

## DEFENSIVE SCORING

The Patriots lead the NFL with four defensive touchdowns in 2003. Three of the defensive scores have come off of interceptions returned for a touchdown, a category in which New England is tied for the NFL lead with the Kansas City Chiefs. The Patriots have won all four of their games in which they have scored a defensive touchdown this season. The Patriots won two of the three games in which they scored defensively in 2002, and won three of the four games in which they scored defensively in 2001. The Patriots are 10-2 in their last 12 games in which they have scored a defensive touchdown, dating back to the 1999 season. This year's defensive scores are listed below.

### 2003 PATRIOTS DEFENSIVE TOUCHDOWNS

Date	Opp.	Player	Scoring Play	Result
10/12/03	NYG	Matt Chatham	38-yd. fumble rec.	W, 17-6
10/05/03	TEN	Ty Law	65-yd. INT return	W, 38-30
09/21/03	NYJ	Asante Samuel	55-yd. INT return	W, 23-16
09/14/03	at PHI	Tedy Bruschi	18-yd. INT return	W, 31-10

## TEDY BRUSCHI: FULL TILT, FULL TIME

TEDY BRUSCHI has returned each of his last three interceptions for touchdowns, becoming the first player in team history to return three consecutive interceptions for touchdowns. Bruschi's three touchdowns came in a span of five games in which he played. Bruschi ranks second on the Patriots all-time list with three career picks brought back for touchdowns.




Teammate Ty Law holds the club record with six interceptions returned to the end zone. Bruschi's last three interception returns are listed below.

### TEDY BRUSCHI'S CAREER INT RETURNED FOR TD

Date	Opponent	Length	Quarterback	Result
09/14/03	Philadelphia	18 yds	Donovan McNabb	W, 31-10
11/28/02	Detroit	27 yds	Joey Harrington	W, 20-12
11/17/02	Oakland	48 yds	Rich Gannon	L, 20-27

## LAW AND ORDER

TY LAW ranks second in Patriots history with 31 career interceptions. Raymond Clayborn leads all Patriot defenders with 36 interceptions (see below). Law passed the trio of Ron Hall, Roland James and Fred Marion with his 30th career interception against Tennessee on Oct. 5. Law became just the second Patriot to record 30 career interceptions.



### PATRIOTS ALL-TIME INTERCEPTIONS LIST

Rk	Player	Int.	Yards	Avg	Lg	TD
1	Raymond Clayborn	36	555	15.4	85	1
2	Ty Law	31	503	16.2	65t	6
3	Ron Hall	29	476	16.4	87	1
	Roland James	29	383	13.2	46	0
	Fred Marion	29	457	15.8	83	1

## TOUCHDOWN TY

TY LAW is the Patriots' all-time leader in interceptions returned for a touchdown. He returned his sixth career pick for a score against Tennessee on Oct. 5. Including his 47-yard return for a touchdown in Super Bowl XXXVI, Law has seven touchdown returns. Below is a list of Law's interception returned for touchdowns. The Patriots are 6-1 in games when Law has scored a touchdown.

### TY LAW'S CAREER INTERCEPTIONS RETURNED FOR TD

Date	Opponent	Length	Quarterback	Result
10/06/03	Tennessee	65 yds	Steve McNair	W, 38-30
02/03/01	St. Louis*	47 yds	Kurt Warner	W, 20-17
01/06/01	Carolina	46 yds	Chris Weinke	W, 38-6
09/30/01	Indianapolis	23 yds	Peyton Manning	W, 44-13
10/17/99	Miami	27 yds	Damon Huard	L, 30-31
09/13/98	Indianapolis	59 yds	Peyton Manning	W, 29-6
12/08/96	N.Y. Jets	38 yds	Glenn Foley	W, 24-10

\*-Super Bowl XXXVI

## EUGENE WILSON: A GOOD PICK

Defensive back EUGENE WILSON leads all NFL rookies with three interceptions this season. He is the only AFC rookie to have more than two picks. In his versatile role in the Patriots secondary, the second-round pick out of Illinois has been the team's starting free safety while also seeing time at his natural position of cornerback. Below are the 2003 NFL rookie interception leaders.

### 2003 NFL ROOKIE INTERCEPTION LEADERS

Player	Team	INT	Yds	Avg.	Lg	TD
Eugene Wilson	NE	3	8	2.7	6	0
Nick Barnett	GB	2	21	10.5	14	0
Ricky Manning	CAR	2	6	3.0	4	0



# PATRIOTS NEWS AND NOTES

## BELICHICK'S PATRIOTS RENAISSANCE

Patriots Head Coach Bill Belichick was facing one of the biggest challenges of his coaching career on Oct. 14, 2001. Going into a game against the San Diego Chargers at Foxboro Stadium, the coach was faced with a 1-3 record, a young quarterback and a team that few people expected would eventually hoist the Lombardi Trophy less than four months later. The Patriots rebounded from a 10-point deficit and won that day, topping San Diego 29-26 in overtime and igniting a run that took New England to the top of the NFL world in winning Super Bowl XXXVI. The victory also started a run that has seen Belichick compile the best record of any NFL head coach since Week Four of the 2001 season, leading his team to wins in 28 of its last 39 games. The remarkable run includes postseason play, where Belichick and the Patriots own a perfect 3-0 record.

## NFL COACHES RECORDS SINCE WEEK FOUR, 2001

Coach	Team	W	L	T	Pct.
<b>Bill Belichick</b>	<b>NE</b>	<b>28</b>	<b>11</b>	<b>0</b>	<b>.718</b>
Bill Parcells	DAL	5	2	0	.714
Andy Reid	PHI	28	12	0	.700
Jon Gruden	TB/OAK	27	13	0	.675
Mike Sherman	GB	25	13	0	.658
Jeff Fisher	TEN	25	14	0	.641
Bill Cowher	PIT	25	14	1	.638
Mike Martz	STL	24	14	0	.632
Dave Wannstedt	MIA	22	14	0	.611
Tony Dungy	TB/IND	23	15	0	.605
Dick Vermeil	KC	21	15	0	.583
Bill Callahan	OAK	15	11	0	.577
John Fox	CAR	13	10	0	.565
Steve Mariucci	SF/DET	21	17	0	.553
Mike Holmgren	SEA	19	16	0	.543
Mike Shanahan	DEN	19	17	0	.528
Herman Edwards	NYJ	20	18	0	.526
Brian Billick	BAL	19	18	0	.514
Marty Schottenheimer	WAS/SD	17	17	0	.500
Mike Tice	MIN	12	12	0	.500
Gregg Williams	BUF	12	12	0	.500
Jim Fassel	NYG	17	19	0	.427

## TURNING OVER WINS

The Patriots are 6-0 this season when they record a positive or even turnover ratio, and are 0-2 when they have a negative turnover ratio. Since the beginning of the 2001 season, the Patriots are 17-2 when they record a positive turnover differential. New England notched a +5 turnover differential in their Week Six win over the New York Giants. It was their greatest turnover advantage since they also came out ahead by five turnovers in a 27-17 win over Buffalo (12/08/02). New England ranks second in the AFC with a +8 turnover differential this season.

## STINGY ON THIRD DOWN

The Patriots rank second in the AFC and fourth in the NFL in allowing their opponents just 37 conversions in 108 third-down opportunities (34.3 percent). In 2002, the Patriots allowed their opponents to convert on third down 43 percent of the time. So far this season, the Patriots have held their opponents to less than a 30 percent third-down conversion rate on four separate occasions and have won all four games. Over a three-game span from Weeks Two through Four, the Patriots allowed their opponents just seven conversions in 38 tries (18.4 percent).

## 2003 PATRIOTS AWARD WINNERS

<b>LB Tedy Bruschi</b>	AFC Defensive Player of the Week (Wk. 2)
<b>CB Asante Samuel</b>	Pepsi NFL Rookie of the Week (Wk. 3)
	Players Inc. Rookie of the Week (Wk. 3)
<b>DL Richard Seymour</b>	AFC Sp. Teams Player of the Week (Wk. 7)

## PATRIOTS IN PRIME TIME

The Patriots are making their 29th appearance on Monday Night Football and their third appearance over the last two seasons. New England has a 9-19 all-time record on Monday Night, but has enjoyed recent success winning two of their last three contests in the national spotlight. The Patriots and Broncos have met on three occasions on Monday night with the Broncos winning two of the three contests, including a 27-21 win the last time the two teams played in prime time in the 1998 season opener at Mile High Stadium. The Monday Night series between the teams dates back to the 1980 season when the Patriots captured 23-14 in front of 59,602 fans at Schaefer Stadium. Results of the Patriots' prime time appearances are listed below. Patriots victories are listed in **BOLD**.

### MONDAY NIGHT FOOTBALL (9-19)

12/16/02.....	at Tennessee 24, NE 7
<b>09/09/02 .....</b>	<b>at NE 30, Pittsburgh 14</b>
<b>12/04/00 .....</b>	<b>at NE 30, Kansas City 24</b>
09/11/00.....	at N.Y. Jets 20, NE 19
11/15/99.....	N.Y. Jets 24, at NE 17
<b>11/23/98 .....</b>	<b>at NE 26, Miami 23</b>
10/19/98.....	N.Y. Jets 24, at NE 14
09/07/98.....	at Denver 27, NE 21
<b>12/22/97 .....</b>	<b>NE 14, at Miami 12</b>
10/27/97.....	Green Bay 28, at NE 10
10/06/97.....	at Denver 34, NE 13
<b>10/23/95 .....</b>	<b>at NE 27, Buffalo 14</b>
<b>12/28/87 .....</b>	<b>NE 24, at Miami 10</b>
09/21/87.....	at N.Y. Jets 43, NE 24
<b>12/22/86 .....</b>	<b>NE 34, at Miami 27</b>
12/16/85.....	at Miami 30, NE 27
09/21/81.....	Dallas 35, at NE 21
12/08/80.....	at Miami 16, NE 13 (OT)
11/10/80.....	at Houston 38, NE 34
<b>09/29/80 .....</b>	<b>at NE 23, Denver 14</b>
10/01/79.....	at Green Bay 27, NE 14
09/03/79.....	Pittsburgh 16, at NE 13 (OT)
12/18/78.....	at Miami 23, NE 3
09/18/78.....	Baltimore 34, at NE 27
09/26/77.....	at Cleveland 30, NE 27 (OT)
<b>10/18/76 .....</b>	<b>at NE 41, N.Y. Jets 7</b>
12/01/75.....	at Miami 20, NE 7
11/06/72.....	Baltimore 24, at NE 17

### THURSDAY NIGHT FOOTBALL (1-1)

<b>09/11/86 .....</b>	<b>NE 20, at Jets 6 (ABC)</b>
11/29/79.....	at Miami 39, NE 24 (ABC)

### SUNDAY NIGHT FOOTBALL (9-11)

#### ESPN (6-7)

12/22/02.....	N.Y. Jets 30, at NE 17
11/17/02.....	at Oakland 27, NE 20
11/18/01.....	St. Louis 24, at NE 17
<b>12/05/99 .....</b>	<b>at NE 13, Dallas 6</b>
<b>09/26/99 .....</b>	<b>at NE 16, N.Y. Giants 14</b>
<b>09/13/98 .....</b>	<b>at NE 29, Indianapolis 6</b>
<b>12/01/96 .....</b>	<b>NE 45, at San Diego 7</b>
12/23/95.....	at Indianapolis 10, NE 7
<b>11/27/94 .....</b>	<b>NE 12, at Indianapolis 10</b>
11/10/91.....	at Miami 30, NE 20
12/10/89.....	at Miami 31, NE 10
<b>11/20/88 .....</b>	<b>NE 6, at Miami 3</b>
11/8/87.....	*at N.Y. Giants 17, NE 10

\*ESPN's first Regular Season telecast

#### ABC (1-0)

<b>9/24/78 .....</b>	<b>NE 21, at Oakland 14 (ABC)</b>
----------------------	-----------------------------------

#### TNT (2-4)

<b>9/14/97 .....</b>	<b>at NE 27, N.Y. Jets 24 (OT)</b>
<b>10/27/96 .....</b>	<b>at NE 28, Buffalo 25</b>
10/8/95.....	Denver 37, at NE 3
9/26/93.....	at N.Y. Jets 45, NE 7
10/04/92.....	at N.Y. Jets 30, NE 21
10/18/90.....	at Miami 17, NE 10






# OFFENSE NEWS AND NOTES

## TROY BROWN'S RECORD RUN

TROY BROWN has grabbed over 300 receptions since the beginning of the 2000 season, adding to his record run. Brown's 308 catches over a span of three-plus seasons is the most productive stretch by any receiver in Patriots history. Tight end Ben Coates ranks second with a total of 274 catches in a similar time span from (1994-97).



Player	Catches, Year	Catches, Year	Catches, Year	Catches, Year	Total
Troy Brown	83, 2000	101, 2001	97, 2002	27, 2003*	308
Ben Coates	96, 1994	84, 1995	62, 1996	32, 1997*	274

\*-Through eight games

## PATRIOTS ALL-TIME LISTS

TROY BROWN ranks third in Patriots history with 445 receptions in his career. He also ranks fourth in franchise history with 5,202 career receiving yards. Brown needs 45 more catches to pass Ben Coates for second place on the all-time receptions list.

### PATRIOTS ALL-TIME RECEIVING LEADERS (BY CATCHES)

Rk	Player, Pos.	No	Yds	Avg.	Lg	TD
1	Stanley Morgan, WR	534	10,352	19.4	76t	67
2	Ben Coates, TE	490	5,471	11.2	84t	50
3	<b>Troy Brown, WR</b>	<b>445</b>	<b>5,202</b>	<b>11.7</b>	<b>82t</b>	<b>22</b>
4	Irving Fryar, WR	363	5,726	15.8	80t	38

### PATRIOTS ALL-TIME RECEIVING LEADERS (BY YARDS)

Rk	Name	No	Yds	Avg	Lg	TD
1	Stanley Morgan	534	10,352	19.4	76t	67
2	Irving Fryar	363	5,726	15.8	80t	38
3	Ben Coates	490	5,471	11.2	84t	50
4	<b>Troy Brown</b>	<b>445</b>	<b>5,202</b>	<b>11.7</b>	<b>82t</b>	<b>22</b>
5	Jim Colclough	283	5,001	17.7	78t	39
6	Terry Glenn	329	4,669	14.2	86t	22

## RUNNING MEN

The Patriots have run for over 100 yards as a team in five out of their eight games this season. The five games of over 100 yards equals their 2002 total. Last year, the Patriots ran for over 100 yards in five of their 16 games. In Week Five against Tennessee (10/05/03), the Patriots barreled for 161 yards, their highest rushing output since they ran for 163 yards against the Jets (09/15/02).

### PATRIOTS 2003 GAME-BY-GAME RUSHING

Date	Opponent	Att.	Yds.	Avg.
09/07	at Buffalo	21	<b>105</b>	5.0
09/14	at Philadelphia	30	62	2.1
09/21	New York Jets	36	<b>147</b>	4.1
09/28	at Washington	30	<b>106</b>	3.5
10/05	Tennessee	27	<b>161</b>	6.0
10/12	New York Giants	31	<b>129</b>	4.2
10/19	at Miami	29	59	2.0
10/26	Cleveland	30	94	3.1

## TRIPLE THREAT


Patriots running backs KEVIN FAULK, ANTOWAIN SMITH and MICHAEL CLOUD have combined to rush for 629 yards on 158 carries with four touchdowns. Between them, the trio is averaging 4.0 yards per carry, a figure the Patriots have not attained as a team since the 1985 season, when they ran for an average of 4.1 yards per carry. The play of the three backs combined with consistent offensive line play has made the Patriots rushing attack a significant weapon in 2003. Below are the statistics for the Patriots' three running backs this season.

### PATRIOTS RUNNING BACKS IN 2003

Player	GP/GS	Att.	Yds.	Avg.	TD
Kevin Faulk	7/5	99	397	4.0	0
Antowain Smith	6/2	64	232	3.6	1
Michael Cloud	3/1	21	104	5.0	3
<b>Totals</b>	<b>16/8</b>	<b>184</b>	<b>733</b>	<b>4.0</b>	<b>4</b>
<b>16-game projection</b>		<b>368</b>	<b>1,466</b>	<b>4.0</b>	<b>8</b>

## TAKING AIM

ADAM VINATIERI is the most accurate kicker in franchise history and is the seventh most accurate kicker in NFL history. He has recorded an 80.9 percent conversion rate (199/246) over his eight-year career. So far this season, Vinatieri has hit 70.6 percent of his kicks (12/17). In 2002, Vinatieri led the NFL with a 90.0 percent field goal conversion rate (27/30).



### NFL ALL-TIME MOST ACCURATE KICKERS

	TEAM	PCT.	FGM/FGA
1	Mike Vanderjagt	Colts	86.6 155/179
2	John Carney	Saints	82.2 333/405
3	Olindo Mare	Dolphins	82.0 168/205
4	Matt Stover	Ravens	81.8 302/369
5	Ryan Longwell	Packers	81.9 167/204
6	Jason Hanson	Lions	81.5 273/335
7	<b>Adam Vinatieri</b>	<b>Patriots</b>	<b>80.9 199/246</b>
8	Martin Gramatica	Buccaneers	80.0 116/145
	Mike Hollis	Giants	80.0 200/250

## SCORING MACHINE

ADAM VINATIERI is the second leading scorer in Patriots history, totaling 857 points in his eighth year with the club. Vinatieri made the team as a rookie free agent in 1996 and has scored 100 points or more in each of his seven seasons, joining Jason Elam of the Denver Broncos as the only two kickers in NFL history to accomplish the feat. Vinatieri has kicked the most field goals in Patriots history, having tallied 199 successful boots in a Patriots uniform.

### LEADING SCORERS IN PATRIOTS HISTORY

#	SCORING	TD	PAT/PATA	2-Pt	FG /FGA	TP
1	Gino Cappelletti	42	346/ 358	2	176/ 334	1,130
2	<b>Adam Vinatieri</b>	<b>0</b>	<b>258/ 263</b>	<b>1</b>	<b>199/ 246</b>	<b>857</b>
3	John Smith	0	308/ 323	0	128/ 191	692
4	Tony Franklin	0	163/ 166	0	93/ 125	442
5	Stanley Morgan	68	0/ 0	0	0/ 0	408

## CHRISTIAN SCORIA

CHRISTIAN FAURIA grabbed two touchdown passes from Tom Brady in Week Two against Philadelphia, giving him nine touchdown catches since joining the Patriots before the 2002 season. In his career prior to joining the Patriots, Fauria had caught a total of seven touchdown passes in seven seasons. In 2002, Fauria tied Bubba Franks and Tony Gonzalez for the most touchdowns by a tight end in the NFL. Last season, Fauria led the NFL by scoring one touchdown every 3.9 receptions. So far in 2003, Fauria has 15 catches and two touchdowns. Listed below are the Patriots touchdown leaders since the beginning of 2002.

### PATRIOTS TOUCHDOWN LEADERS SINCE 2002

Player	(Ru-Rec-Ret)	Total TDs
Christian Fauria	(0-9-0)	9
Antowain Smith	(7-2-0)	9
Kevin Faulk	(2-3-2)	7
David Patten	(0-5-0)	5
Troy Brown	(0-5-0)	5

Legend: Ru-Rushing touchdown; Rec-Receiving touchdown; Ret-Touchdown via return

## THIRD QUARTER QUALITY


The third quarter has been the Patriots' most productive segment of the game so far this season. New England has netted 58 third-quarter points, showing their offensive prowess coming out of the locker room after halftime. In contrast, the Patriots have allowed their opponents just 23 third-quarter points this season, including just six points in their last four games. Excluding the 14 third-quarter points New England surrendered to Washington in Week Three, the Patriots have given up just nine points in the third quarter all season.



# QB TOM BRADY NEWS AND NOTES

## RECORDING SUCCESS

TOM BRADY has quarterbacked the Patriots to victories in 26 of his 38 regular-season starts during his career, compiling a .684 winning percentage, the highest of any current starting quarterback in the NFL with at least 20 starts. Including the playoffs, he is 29-12 as a starter. Including preseason, regular-season and postseason games, he is 36-13.



## ACTIVE QUARTERBACKS WINNING PERCENTAGE

Quarterback, Team(s)	W	L	Pct.
Kurt Warner, STL*	35	15	.700
Jay Fiedler, JAX/MIA*	33	15	.688
<b>Tom Brady, NE</b>	<b>26</b>	<b>12</b>	<b>.684</b>
Brett Favre, ATL/GB	118	62	.656
Brad Johnson, MIN/WAS/TB	55	31	.640
Donovan McNabb, PHI	35	20	.636
Steve McNair, TEN	65	38	.631

\*-Did not start last week

## HE RATE ME

TOM BRADY has earned two passer ratings over 100.0 this season and has done so 11 times in his career. Brady earned a 115.2 rating in a 19-13 overtime win at Miami (10/19/03) and also broke the 100.0 mark with a 105.8 rating at Philadelphia (09/14/03). In 2002, he recorded six ratings of over 100.0, including three against AFC East opponents. All of Brady's 11 career 100.0-plus ratings have come in Patriots victories (see below). Brady also owns three of the top five ratings in Patriots history.

## TOM BRADY'S GAMES WITH PASSER RATING OVER 100.0

Date	Opp.	Att	Cmp	Yds	Pct.	TD	I	Rating	W/L
10/21/01	at IND	20	16	202	.800	3	0	148.3	W
11/03/02	at BUF	26	22	265	.846	3	0	147.6	W
11/25/01	NO	26	19	258	.731	4	0	143.9	W
11/04/01	at ATL	31	21	250	.677	3	0	124.4	W
<b>10/19/03</b>	<b>at MIA</b>	<b>34</b>	<b>24</b>	<b>283</b>	<b>.706</b>	<b>2</b>	<b>0</b>	<b>115.2</b>	<b>W</b>
11/24/02	MIN	34	21	239	.617	3	0	112.3	W
09/22/02	KC	54	39	410	.722	4	1	110.9	W
09/09/02	PIT	43	29	294	.674	3	0	110.0	W
<b>09/14/03</b>	<b>at PHI</b>	<b>44</b>	<b>30</b>	<b>255</b>	<b>.682</b>	<b>3</b>	<b>0</b>	<b>105.8</b>	<b>W</b>
12/08/02	BUF	27	15	183	.556	2	0	101.3	W
09/15/02	at NYJ	35	25	269	.714	2	1	100.8	W

## CAREER NUMBERS

TOM BRADY ranks sixth among Patriots' all-time leading passers, and is the franchise's all-time leader in completion percentage. Brady passed Jim Plunkett for fifth place on the Patriots all-time completions list in the game against Tennessee (10/05/03).

## ALL-TIME PATRIOTS PASSING LEADERS

Rk.	Name	Att	Cmp	Yards	Pct.	TD	Int
1.	Drew Bledsoe	4,518	2,544	29,657	56.3	166	138
2.	Steve Grogan	3,593	1,879	26,886	52.3	182	208
3.	Babe Parilli	2,412	1,140	16,747	47.3	132	138
4.	Tony Eason	1,500	876	10,732	58.4	60	48
5.	Jim Plunkett	1,503	729	9,932	48.5	62	87
<b>6.</b>	<b>TOM BRADY</b>	<b>1,271</b>	<b>791</b>	<b>8,334</b>	<b>62.2</b>	<b>54</b>	<b>33</b>
7.	Hugh Millen	612	370	4,276	60.5	17	28

## SPREADING THE FIELD

TOM BRADY has continued his tradition of utilizing all of the weapons at his disposal. Through eight games, the New England signal caller has completed a pass to an average of 7.1 receivers per game. Last season, Brady completed a pass to seven or more receivers in 13 of 16 games. So far this year, he's used seven or more receivers four times.

## OVERDRIVE IN OVERTIME

TOM BRADY owns a career record of 6-0 in overtime, including the postseason. Brady is the all-time NFL leader in overtime wins without a defeat. Brady and former Steelers signal caller Terry Bradshaw are the only two NFL quarterbacks to be undefeated in overtime (minimum of five games). The top six quarterbacks in overtime are listed below.

## BEST CAREER OVERTIME RECORD (Min: 5 Games)

	W- L	Pct.	Yrs in NFL
<b>Tom Brady</b>	<b>6-0</b>	<b>1.000</b>	<b>4</b>
Terry Bradshaw	5-0	1.000	14
Ken Stabler	6-1	.857	15
Jake Plummer	4-1	.800	7
Jim Kelly	6-2	.750	11
Ken O'Brien	4-1-1	.750	10

Regular and postseason games combined.

## SCORING IN BRADY BUNCHES

TOM BRADY is tied for fifth in the NFL in touchdown passes thrown since the beginning of the 2002 regular season. Brady has thrown 36 touchdown passes, tying him for fifth behind Peyton Manning (42 touchdowns), Brett Favre (40), Aaron Brooks (37) and Trent Green (37). Brady led the NFL with 28 touchdown passes in 2002. Below is a list of touchdown leaders since the beginning of last season.

## TOUCHDOWN PASSES SINCE 2002

Quarterback, Team .....	TDs	Quarterback, Team.....	TDs
Peyton Manning, IND .....	42	Brad Johnson, TB .....	36
Brett Favre, GB .....	40	Steve McNair, TEN.....	35
Aaron Brooks, NO .....	39	Rich Gannon, OAK .....	31
Trent Green, KC.....	37	Drew Bledsoe, BUF.....	31
<b>Tom Brady, NE .....</b>	<b>36</b>	Jeff Garcia, SF .....	29

## COMEBACK KID

TOM BRADY has engineered nine comebacks in the fourth quarter or overtime in his career, including rebounding from a 27-24 deficit with 4:40 left in Week Three against Tennessee. In that game, Brady needed to complete just one pass to lead the Patriots to victory in a game where their rushing attack was effective. In 2002, Brady led three comebacks from a tie or deficit, including a dramatic 27-24 overtime win over Miami in the season finale. Brady's comeback record includes his dramatic performance to lead the Patriots to victory in Super Bowl XXXVI and his memorable performance in the snow against the Oakland Raiders in the 2001 Divisional Playoffs.

## TOM BRADY'S CAREER COMEBACKS

Date	Opp.	Time Remaining			Passing Statistics					Final
		Score	In Reg.	Att	Cmp	Yds	TD	Int		
10/5/03	TEN	24-27	4:40	1	1	15	0	0		38-30
12/29/02	MIA	13-24	4:59	13	8	69	1	0		27-24 ot
11/10/02	at CHI	19-30	5:16	14	9	116	2	0		33-30
09/22/02	KC	38-38	0:00	5	4	46	0	0		41-38 ot
02/03/02	STL**	17-17	1:21	8	5	53	0	0		20-17
01/19/02	OAK*	3-13	15:00	27	20	138	0	0		16-13 ot
12/16/01	at BUF	6-9	5:57	13	9	116	0	0		12-9 ot
12/02/01	at NYJ	14-16	15:00	7	6	56	0	0		17-16
10/14/01	SD	16-26	8:48	18	13	130	1	0		29-26 ot

\* Divisional Playoffs \*\* Super Bowl XXXVI

## ON TARGET

TOM BRADY ranks as the most efficient quarterback in Patriots history with a 62.2 percent career completion rate (1271-791). In 2001, Brady established a Patriots single-season franchise record of 63.9. He finished the 2002 season with a 62.1 percent completion rate, the second-highest in Patriots history.

## PATRIOTS COMPLETION PERCENTAGE LIST (Min. 500 Att.)

Rk	Quarterback	Att	Cmp	Cmp %
1.	Tom Brady	1,271	791	62.2
2.	Hugh Millen	612	370	60.5
3.	Tony Eason	1,500	876	58.4





# CHECK YOUR LOCAL LISTINGS

## WBCN PATRIOTS ROCK RADIO NETWORK

For the ninth consecutive season, WBCN is proud to be the flagship station for the Patriots Rock Radio Network. Every Patriots game can be heard on WBCN (104.1 FM) and its network of 32 stations throughout all six New England states. Longtime broadcast tandem Gil Santos and Gino Cappelletti will call all of the action in static-free stereo sound.



**FLAGSHIP STATION**  
**WBCN**  
**Boston ★ 104.1 FM**



### MASSACHUSETTS

WAHL Athol 99.9 FM  
WXTK Cape Cod 95.1 FM  
WSAR Fall River 1480 AM  
WKKB New Bedford 100.3 FM  
WEB Pittsfield 1420 AM  
WBEC Pittsfield 1420 AM  
WAQY Springfield 102.1 FM  
WWFX Worcester 100.1 FM

### MAINE

WEBB Augusta 98.5 FM  
WTUL Augusta 1400 AM  
WNSX Bangor 97.7 FM  
WCRQ Calais 102.9 FM  
WBLM Portland 102.9 FM  
WOZI Presque Isle 101.9 FM

### CONNECTICUT

WCCC Hartford 106.9 FM  
WMOS New London 104.7 FM  
WINY Putnam 1350 AM

### NEW HAMPSHIRE

WTSL Hanover 1400 AM  
WZBK Keene 1220 AM  
WBHG Laconia 101.5 FM  
WVRR Lebanon 101.7 FM  
WGIR Manchester 610 AM  
WSAK Portsmouth 102.1 FM  
WXKL Concord 1450 AM

### RHODE ISLAND

WSKO Providence 790 AM  
WSKO Providence 99.7 FM

### VERMONT

WKVT Brattleboro 92.7 FM  
WCPV Burlington 101.3 FM  
WMXR Claremont 93.9 FM  
WMOO Derby 92.1 FM  
WEXP Rutland 101.5 FM  
WDEV Waterbury 960 AM

## PATRIOTS ALL ACCESS ON WCVB CH.5

Patriots All Access, an Emmy Award-winning one-hour magazine show, airs weekly throughout the season on WCVB-TV Channel 5 in Boston. Indicative of its name, Patriots All Access provides viewers exclusive, behind-the-scenes access and weekly in-depth features. WCVB's Mike Lynch hosts the program and is joined by Head Coach Bill Belichick for a weekly chalk talk and also by a Patriots player of the week.

### WCVB-TV Channel 5

Patriots All Access..... Every Saturday at 11:00 a.m. and 7:00 p.m.

## PATRIOTS FOOTBALL WEEKLY ON WB56

Join the editorial staff of Patriots Football Weekly for a half-hour Patriots extravaganza every Saturday night on WLVI-TV (WB56). The ultimate studio sports show for the ultimate Patriots fan is patterned like the official team newspaper, aiming to be confrontational and opinionated as the reporters dish about what's ahead for the team, give opponent analysis and offer insider information they've learned from working in the trenches at Gillette Stadium.

### WLVI-TV Channel 56

Patriots Football Weekly ..... Every Saturday at 11:00 p.m.

## PATRIOTS.COM

The official Web site of the New England Patriots offers fans an exciting lineup of daily features and is one of the most advanced and exciting Web sites in all of sports. **Patriots Video News** is a streaming video show broadcast daily on Patriots.com, giving Patriots fans interviews and analysis that picks up where the newspapers and TV reports leave off. **Patriots.com Radio** features six hours of original daily programming beginning at noon ET, and allows fans to interact with hosts and guests via phone and email. Besides these features, the site offers daily news updates, press releases, live coverage of all press conferences and much more.

## RATINGS SUCCESS

The Patriots have consistently been at or near the top spot in the weekly television ratings for the 2.1 million homes in the Boston TV market.

### 2003 RATINGS (BOSTON TV MARKET)

Date	Opponent	Rating/ Share	Network	Result
Thurs., Aug. 7	N.Y. Giants*	12.4 / 22	ESPN	W 26-6
Sat., Aug. 16	at Washington*	10.1 / 21	WCVB	W 20-13
Fri., Aug. 22	at Philadelphia*	9.8 / 18	WCVB	W 24-12
Wed., Aug. 27	Chicago*	9.9 / 18	WCVB	W 38-23
Sun., Sept. 7	at Buffalo	20.0 / 46	CBS	L 0-31
Sun., Sept. 14	at Philadelphia	26.6 / 48	CBS	W 31-10
Sun., Sept. 21	N.Y. Jets	23.1 / 51	CBS	W 23-16
Sun., Sept. 28	at Washington	22.4 / 49	CBS	L 17-20
Sun., Oct. 5	Tennessee	14.5 / 29	CBS	W 38-30
Sun., Oct. 12	N.Y. Giants	25.1 / 54	FOX	W 17-6
Sun., Oct. 19	at Miami	24.6 / 51	CBS	W 19-13
Sun., Oct. 26	Cleveland	24.2 / 53	CBS	W 9-3
Mon., Nov. 3	at Denver	9:00	ABC	
Sun., Nov. 9	BYE WEEK			
Sun., Nov. 16	Dallas	8:30	ESPN	
Sun., Nov. 23	at Houston	1:00	CBS	
Sun., Nov. 30	at Indianapolis	1:00	CBS	
Sun., Dec. 7	Miami	4:15	CBS	
Sun., Dec. 14	Jacksonville	1:00	CBS	
Sat., Dec. 20	at N.Y. Jets	8:30	ESPN	
Sat., Dec. 27	Buffalo	1:30	CBS	

\*-Preseason

### RATINGS HISTORY

Season	Rating / Share
2003 Regular Season Average	22.6 / 47.6
2002 Regular Season Average	28.5 / 52.9
2001 Regular Season Average	24.7 / 48.3
2001 Postseason Average	47.4 / 72.7
2000 Regular Season Average	20.3 / 43.7

**Note:** Each ratings point represents one percent of the 2.1 million homes in the Boston TV market.

## PATRIOTS MONDAY ON WEEI

Sports Radio 850 WEEI has the exclusive rights to broadcast "Patriots Monday" from Gillette Stadium every week during the season. The daylong programming lineup offers fans unique access from Head Coach Bill Belichick and quarterback Tom Brady along with appearances by Troy Brown and Richard Seymour, among other star players. The programming lineup is listed below.

Time (Mondays)	Show	Guest(s)
6:00 – 10:00 a.m.	Dennis and Callahan	Tom Brady
10:00 a.m. – 2:00 p.m.	Dale and Neumy	Troy Brown, Richard Seymour and Stars of the Week
2:00 – 6:00 p.m.	The Big Show	Coach Belichick

## PATRIOTS FIFTH QUARTER ON WBZ 4 AND UPN 38

For the first time in franchise history, each of the team's postgame press conferences will be broadcast live, in their entirety on "The Fifth Quarter." WBZ-TV 4, the television flagship station of the Patriots, and its sister station, WSBK-TV/UPN 38, will broadcast all 16 regular season postgame press conferences with observations by Head Coach Bill Belichick, quarterback Tom Brady and star players of the game. WBZ-TV 4 Sports Director Bob Lobel, along with former Patriots players Steve DeOssie and Scott Zolak, will provide analysis and commentary, giving Patriots fans unique perspectives on each game. WSBK will televise 10 "Fifth Quarter" shows, while WBZ will air six shows.

Date, Opponent	Station
11/03, at Denver .....	UPN 38
11/16, vs. Dallas .....	WBZ





# 2003 TRANSACTIONS

1/6	Ken Kocher .....	Signed	7/23	Kerry Watkins.....	Signed
	Brandon Gorin .....	Signed		Mike Clare.....	Released
	Dyshod Carter .....	Signed (Allocated to NFLE)		Courtney Ledyard .....	Released
	Scott McCready .....	Signed (Allocated to NFLE)		Corey Mitchell.....	Released
	T.C. Taylor .....	Signed (Allocated to NFLE)		Joe Schey .....	Released
	Courtney Ledyard .....	Signed (Allocated to NFLE)	7/28	Brenden Stai .....	Signed
	Shane Stafford .....	Signed (Allocated to NFLE)		Scott Farley.....	Released
1/9	Michael Malan .....	Signed (Allocated to NFLE)	7/30	Larry Centers .....	Signed
1/17	Rodney Trafford .....	Signed (Allocated to NFLE)		Jason Hunt.....	Released
1/28	John Hufnagel .....	Named quarterbacks coach			
2/28	Lonie Paxton .....	Re-signed	8/1	Frank Moreau .....	Signed
				Ben Kelly.....	Released
3/6	Fred Baxter .....	Re-signed	8/2	Scott McCready .....	Released
	Greg Randall .....	Traded (HOU)	8/4	Thabiti Davis .....	Signed
3/11	Rosevelt Colvin.....	Signed	8/10	Brenden Stai .....	Retired
	Tyrone Poole.....	Signed	8/13	Marques McFadden.....	Claimed off waivers (DAL)
3/12	Rodney Harrison.....	Signed		DeVeren Johnson.....	Claimed off waivers (DAL)
	Chris Akins .....	Signed		Dan Stricker .....	Placed on reserve/injured list
3/24	Fred McCrary.....	Signed	8/15	Marques McFadden.....	Released
	Maugaula Tuitele .....	Re-signed	8/18	Otis Smith .....	Released
			8/19	Corbin Lacina .....	Signed
4/8	Tom Ashworth.....	Re-signed		Ted Washington .....	Acquired via trade (CHI)
4/14	Tebucky Jones.....	Traded (N.O.)		DeVeren Johnson.....	Released
4/23	Daniel Pope.....	Signed		Jasen Esposito.....	Released
4/26	Ty Warren.....	Drafted	8/20	Chad Lee .....	Released
	Eugene Wilson.....	Drafted		Spencer Nead.....	Released
	Bethel Johnson.....	Drafted		Daniel Pope.....	Released
4/27	Dan Klecko.....	Drafted	8/24	Ken Kocher .....	Released
	Asante Samuel .....	Drafted		Buck Rasmussen.....	Released
	Dan Koppen .....	Drafted		J.R. Redmond.....	Released
	Kliff Kingsbury .....	Drafted		Antwoine Womack .....	Released
	Spencer Nead.....	Drafted	8/26	Jamil Soriano.....	Acquired via trade (CHI)
	Tully Banta-Cain .....	Drafted		Kerry Watkins.....	Released
	Ethan Kelley .....	Drafted		Bill Conaty.....	Placed on Reserve/Injured
5/2	Kyle Croskey, Jasen Esposito, Chas Gessner, Michael Hayes, Ricklan Holmes, Jason Hunt, Chad Lee, Chris Massey, Shawn Mayer, Rob Milanese, Buck Rasmussen, Walter Sampson, Dan Stricker, Kerry Watkins and Matt Word	Signed as rookie free agents		Kliff Kingsbury .....	Placed on Reserve/Injured
5/5	Derek Watson .....	Signed		Tully Banta-Cain .....	Placed on Reserve/PUP
	Michael Hayes .....	Released		Chas Gessner .....	Placed on Reserve/PUP
	Chris Massey .....	Released		Kenyatta Jones.....	Placed on Reserve/PUP
5/9	Scott Farley.....	Signed		Stephen Neal.....	Placed on Reserve/PUP
	Aric Morris.....	Signed		Gene Mruczkowski .....	Placed on Reserve/NFI
5/15	Dave Petruziello.....	Signed	8/28	Corbin Lacina, Dyshod Carter, Brad Harris, Michael Malan, Frank Moreau and Rod Trafford	Released
	Kyle Croskey .....	Released			Released
5/16	Don Davis .....	Signed	8/31	Thabiti Davis, Russ Hochstein, Ethan Kelley, Matt Knutson, Shawn Mayer, Leonard Myers, Patrick Pass, Jamil Soriano, Maugaula Tuitele and Detric Ward	Released
	Gene Mruczkowski .....	Signed		Michael Cloud.....	Placed on Reserve/Susp. by NFL
	Joe Schey .....	Signed		Bill Conaty.....	Released from Reserve/Injured
5/22	Detric Ward .....	Signed	9/1	Russ Hochstein.....	Signed to the practice squad
5/27	Walter Sampson .....	Released		Ethan Kelley .....	Signed to the practice squad
5/29	Ricklan Holmes.....	Released		Shawn Mayer .....	Signed to the practice squad
	Matt Word.....	Released		Jamil Soriano.....	Signed to the practice squad
6/11	Shane Stafford .....	Released	9/2	Lawyer Milloy .....	Released
6/23	Michael Cloud .....	Signed		Tim Provost.....	Signed to the practice squad
			9/14	Russ Hochstein.....	Signed from the practice squad
7/3	Bill Conaty.....	Signed	9/17	Jamin Elliott .....	Signed to the practice squad
7/10	T.C. Taylor.....	Released	9/22	Rosevelt Colvin .....	Placed on Reserve/Injured
7/15	Dan Klecko.....	Signed		Mike Compton .....	Placed on Reserve/Injured
	Asante Samuel .....	Signed		Wilbert Brown .....	Claimed off waivers (WAS)
	Ethan Kelley .....	Signed		Patrick Pass.....	Signed
7/16	Rob Milanese.....	Released	9/29	Michael Cloud .....	Granted one-week roster exemption
	Brad Harris.....	Signed	10/4	Michael Cloud .....	Activated to the 53-man roster
	Corey Mitchell.....	Signed		Fred McCrary.....	Released
7/21	Ty Warren.....	Signed	10/7	Fred McCrary.....	Re-signed
	Eugene Wilson.....	Signed		Aric Morris.....	Released
	Bethel Johnson.....	Signed	10/13	Dan Stricker .....	Released from Reserve/Injured
	Dan Koppen .....	Signed	10/18	Tully Banta-Cain .....	Activated from Reserve/PUP
	Kliff Kingsbury .....	Signed		Shawn Mayer .....	Signed from the practice squad
	Spencer Nead.....	Signed		Adrian Klemm.....	Placed on Reserve/Injured
	Tully Banta-Cain .....	Signed		Larry Centers .....	Released
	Dave Petruziello.....	Released	10/22	Justin Kurpeikis .....	Signed to the practice squad
	Kerry Watkins.....	Released	10/25	Kenyatta Jones.....	Released from Reserve/PUP
	Derek Watson .....	Released			







# PATRIOTS 2003 DEFENSIVE STATISTICS

Tackle statistics tabulated from coaching grades

DEFENSIVE STATISTICS											SP. TEAMS					FUMBLES - LOST (11-4)				
Name	TT	UT	A	S/	YL	Int/	Yds	PD	FF	FR	TT	UT	A	FF	FR				Own	
Rodney Harrison	75	58	17	-	-	2	0	7	-	1	3	1	2	-	-		No.	Lost	Rec.	O.B.
Tedy Bruschi	71	43	28	1.0	9.0	1	18	10	2	-	1	1	0	-	-	Tom Brady	6	2	2	0
Roman Phifer	70	47	23	-	-	-	-	1	2	-	0	0	0	-	-	Kevin Faulk	2	2	0	0
Richard Seymour	43	26	17	3.5	23.5	-	-	4	-	-	0	0	0	-	-	Troy Brown	2	0	1	1
Ty Law	40	35	5	-	-	2	65	8	-	-	0	0	0	-	-	Lonie Paxton	1	0	0	0
Tyrone Poole	36	33	3	-	-	2	13	9	2	-	0	0	0	-	-	Joe Andruzzi	0	0	1	0
Eugene Wilson	30	24	6	-	-	3	8	7	-	-	1	1	0	-	-	Larry Centers	0	0	1	0
Willie McGinest	29	20	9	3.0	22.0	-	-	-	1	2	0	0	0	-	-	Ken Walter	0	0	1	0
Bobby Hamilton	27	13	14	-	-	-	-	1	-	-	0	0	0	-	-	<b>Totals</b>	<b>11</b>	<b>4</b>	<b>6</b>	<b>1</b>
Matt Chatham	23	14	9	1.5	10.5	-	-	-	1	1	6	3	3	-	-	<b>BLOCKED KICKS</b>				
Ty Warren	23	13	10	1.0	1.0	-	-	2	-	-	0	0	0	-	-		XP	FG	P	
Mike Vrabel	21	17	4	4.0	29.0	-	-	2	1	-	0	0	0	-	-	Dan Klecko	0	1	0	
Asante Samuel	17	17	0	-	-	1	55	6	-	-	2	2	0	-	-	Richard Seymour	0	1	0	
Jarvis Green	12	9	3	1.5	6.5	-	-	-	-	-	0	0	0	-	-	<b>Totals</b>	<b>0</b>	<b>2</b>	<b>0</b>	
Ted Washington	8	7	1	1.0	5.0	-	-	-	1	-	0	0	0	-	-	<b>MISC. OFFENSIVE STATS</b>				
Dan Klecko	8	7	1	1.5	7.5	-	-	-	-	-	1	1	0	-	-		Tkl	Ast	FF	FR
Antwan Harris	8	6	2	-	-	-	-	1	-	-	7	5	2	-	-	Deion Branch	2	0	0	0
Ted Johnson	8	4	4	-	-	-	-	-	-	-	0	0	0	-	-	David Givens	2	0	0	0
Chris Akins	6	4	2	-	-	-	-	1	-	-	16	8	8	-	-	Matt Light	1	0	0	0
Rosevelt Colvin	5	5	0	2.0	9.0	-	-	-	-	1	0	0	0	-	-	Larry Centers	1	0	0	0
Rick Lyle	5	4	1	-	-	-	-	-	-	-	0	0	0	-	-	<b>Totals</b>	<b>6</b>	<b>0</b>	<b>0</b>	<b>0</b>
Larry Izzo	3	3	0	-	-	-	-	1	-	-	16	9	7	-	-					
Anthony Pleasant	2	1	1	1.0	12.0	-	-	-	-	1	0	0	0	-	-					
Don Davis	1	1	0	-	-	-	-	-	-	-	11	4	7	-	-					
Tully Banta-Cain	1	0	1	-	-	-	-	-	-	-	1	0	1	-	-					
Aric Morris	0	0	0	-	-	1	33	1	-	-	8	4	4	-	-					
Patrick Pass	0	0	0	-	-	-	-	-	-	-	5	3	2	-	-					
Je'Rod Cherry	0	0	0	-	-	-	-	-	-	-	4	3	1	-	-					
Fred Baxter	0	0	0	-	-	-	-	-	-	-	4	0	4	-	-					
Shawn Mayer	0	0	0	-	-	-	-	-	-	-	3	0	3	-	-					
David Givens	0	0	0	-	-	-	-	-	-	-	2	2	0	-	-					
Daniel Graham	0	0	0	-	-	-	-	-	-	-	2	1	1	-	-					
Fred McCrary	0	0	0	-	-	-	-	-	-	-	2	1	1	-	-					
Bethel Johnson	0	0	0	-	-	-	-	-	-	-	1	1	0	-	1					
Adam Vinatieri	0	0	0	-	-	-	-	-	-	-	1	0	1	-	-					
Lonie Paxton	0	0	0	-	-	-	-	-	-	-	1	0	1	-	-					
Troy Brown	0	0	0	-	-	-	-	-	-	-	0	0	0	-	1					
<b>Totals</b>	<b>572</b>	<b>411</b>	<b>161</b>	<b>21.0</b>	<b>135.0</b>	<b>12</b>	<b>192</b>	<b>61</b>	<b>10</b>	<b>6</b>	<b>98</b>	<b>50</b>	<b>48</b>	<b>0</b>	<b>2</b>					

## LEGEND

TT - Total Tackles

UT - Unassisted Tackles

A - Assists

S/Yds - Sacks/Yards Lost

I/R et. - Interceptions/R eturn Yards

PD - Pass Defensed

FF - Forced Fumbles

FR - Fumbles Recovered

Tack.T.O. - Tackles off Turnovers

O.B. - Out of Bounds



# HOW THE PATRIOTS WERE BUILT

<u>YEAR</u>	<u>DRAFTEES (24)</u>	<u>VETERAN FREE AGENTS (22)</u>	<u>WAIVERS (2) / TRADES (1)</u>	<u>ROOKIE AND FIRST-YEAR FREE AGENTS (4)</u>
<b>1993</b>	Troy Brown (8)			
<b>1994</b>	Willie McGinest (1)			
<b>1995</b>	Ty Law (1) Ted Johnson (2)			
<b>1996</b>	Tedy Bruschi (3)			Adam Vinatieri (fa)
<b>1997</b>				
<b>1998</b>				
<b>1999</b>	Damien Woody (1a) Kevin Faulk (2)			
<b>2000</b>	Antwan Harris (6a) Tom Brady (6b) Patrick Pass (7b)	Joe Andruzzi (fa) (G.B.) Bobby Hamilton (fa) (NYJ)	Matt Chatham (fa) (cw-STL)	Lonie Paxton (fa)
<b>2001</b>	Richard Seymour (1) Matt Light (2)	Je'Rod Cherry (2) (PHI) Damon Huard (fa) (MIA) Larry Izzo (fa) (MIA)* David Patten (fa) (CLE) * Roman Phifer (2) (NYJ) Anthony Pleasant (3) (SF)* Antowain Smith (1) (BUF) Mike Vrabel (3) (PIT)* Ken Walter (fa) (CAR)		Tom Ashworth (fa)
<b>2002</b>	Daniel Graham (1) Deion Branch (2) Rohan Davey (4a) Jarvis Green (4b) David Givens (7b)	Fred Baxter (5) (CHI) Christian Fauria (2) (SEA)* Rick Lyle (fa) (NYJ)*		
<b>2003</b>	Ty Warren (1) Eugene Wilson (2a) Bethel Johnson (2b) Dan Klecko (4a) Asante Samuel (4b) Dan Koppen (5) Tully Banta-Cain (7b)	Chris Akins (7) (CLE)* Michael Cloud (2) (KC)* Don Davis (fa) (STL)* Brandon Gorin (7) Rodney Harrison (5) (SD) Russ Hochstein (5) Fred McCrary (6) (SD) Tyrone Poole (1) (DEN)*	Ted Washington (1) (tr-CHI) Wilbert Brown (fa) (cw-WAS)  <u><b>Reserve/Injured</b></u> Roosevelt Colvin (4) (CHI)* Mike Compton (3) (DET)* Kliff Kingsbury (6) Adrian Klemm (2)	Shawn Mayer (fa)  <u><b>Reserve / PUP</b></u> Chas Gessner (fa-03) Stephen Neal (fa)  <u><b>Reserve / NFI</b></u> Gene Mruczkowski (fa-03)

\* unrestricted free agent

(#) - indicates round drafted

(fa) - indicates non-drafted free agents



# 2003 ALPHABETICAL ROSTER

Oct. 27, 2003

#	NAME	POS	HT	WT	BORN	YR	COLLEGE	H.S. HOMETOWN
34	Akins, Chris	S	5-11	200	11/29/76	5	Arkansas Pine-Bluff	Little Rock, Ark.
63	Andruzzi, Joe	G	6-3	312	08/23/75	7	S. Connecticut St.	Staten Island, N.Y.
68	Ashworth, Tom	T	6-6	305	10/10/77	2	Colorado	Englewood, Colo.
48	Banta-Cain, Tully	LB	6-2	250	08/28/80	R	California	Sunnyvale, Calif.
84	Baxter, Fred	TE	6-3	268	06/14/71	11	Auburn	Pike County, Ala.
12	Brady, Tom	QB	6-4	225	08/03/77	4	Michigan	San Mateo, Calif.
83	Branch, Deion	WR	5-9	193	07/18/79	2	Louisville	Albany, Ga.
80	Brown, Troy	WR	5-10	196	07/02/71	11	Marshall	Blackville, S.C.
60	Brown, Wilbert	G	6-2	320	05/09/77	3	Houston	Hooks, Texas
54	Bruschi, Teddy	LB	6-1	247	06/09/73	8	Arizona	Roseville, Calif.
58	Chatham, Matt	LB	6-4	250	06/28/77	4	South Dakota	Sioux City, Iowa
30	Cherry, Je'Rod	S	6-1	210	05/30/73	8	California	Berkeley, Calif.
21	Cloud, Michael	RB	5-10	205	07/01/75	5	Boston College	Portsmouth, R.I.
6	Davey, Rohan	QB	6-2	245	04/14/78	2	Louisiana State	Miami, Fla.
51	Davis, Don	LB	6-1	235	12/17/72	8	Kansas	Olathe, Kan.
33	Faulk, Kevin	RB	5-8	202	06/05/76	5	Louisiana State	Carencro, La.
88	Fauria, Christian	TE	6-4	250	09/22/71	9	Colorado	Encino, Calif.
87	Givens, David	WR	6-0	212	08/16/80	2	Notre Dame	Humble, Texas
76	Gorin, Brandon	T	6-6	308	07/17/78	2	Purdue	Muncie, Ind.
82	Graham, Daniel	TE	6-3	257	11/16/78	2	Colorado	Denver, Colo.
97	Green, Jarvis	DL	6-3	290	01/12/79	2	Louisiana State	Donaldsonville, La.
91	Hamilton, Bobby	DE	6-5	280	07/01/71	9	Southern Mississippi	Columbia, Miss.
23	Harris, Antwan	DB	5-9	194	05/29/77	4	Virginia	Raleigh, N.C.
37	Harrison, Rodney	S	6-1	220	12/15/72	10	Western Illinois	Chicago, Ill.
71	Hochstein, Russ	G	6-4	305	10/07/77	3	Nebraska	Hartington, Neb.
19	Huard, Damon	QB	6-3	215	07/09/73	7	Washington	Puyallup, Wash.
53	Izzo, Larry	LB	5-10	228	09/26/74	8	Rice	Houston, Texas
81	Johnson, Bethel	WR	5-11	200	02/11/79	R	Texas A&M	Corsicana, Texas
52	Johnson, Ted	LB	6-4	253	12/04/72	9	Colorado	Alameda, Calif.
90	Klecko, Dan	DL	5-11	283	01/12/81	R	Temple	Colts Neck, N.J.
67	Koppen, Dan	G	6-2	296	09/12/79	R	Boston College	Whitehall, Pa.
24	Law, Ty	CB	5-11	200	02/10/74	9	Michigan	Aliquippa, Pa.
72	Light, Matt	T	6-4	305	06/23/78	3	Purdue	Greenville, Ohio
96	Lyle, Rick	DL	6-5	285	02/26/71	10	Missouri	Monroe, La.
39	Mayer, Shawn	S	6-0	202	03/04/79	R	Penn State	Hillsborough, N.J.
44	McCrary, Fred	FB	6-0	247	09/19/72	7	Mississippi State	Naples, Fla.
55	McGinest, Willie	LB	6-5	270	12/11/71	10	Southern Cal	Long Beach, Calif.
35	Pass, Patrick	FB	5-10	217	12/31/77	4	Georgia	Tucker, Ga.
86	Patten, David	WR	5-10	190	08/19/74	7	Western Carolina	Hopkins, S.C.
66	Paxton, Lonie	LS	6-2	260	03/13/78	4	Sacramento State	Corona, Calif.
95	Phifer, Roman	LB	6-2	248	03/05/68	13	UCLA	Pineville, N.C.
98	Pleasant, Anthony	DE	6-5	280	01/27/68	14	Tennessee State	Century, Fla.
38	Poole, Tyrone	CB	5-8	188	02/03/72	8	Fort Valley State	LaGrange, Ga.
22	Samuel, Asante	CB	5-10	185	01/06/81	R	Central Florida	Ft. Lauderdale, Fla.
93	Seymour, Richard	DL	6-6	310	10/06/79	3	Georgia	Gadsden, S.C.
32	Smith, Antowain	RB	6-2	232	03/14/72	7	Houston	Montgomery, Ala.
4	Vinatieri, Adam	K	6-0	202	12/28/72	8	South Dakota State	Rapid City, S.D.
50	Vrabel, Mike	LB	6-4	261	08/14/75	7	Ohio State	Akron, Ohio
13	Walter, Ken	P	6-1	207	08/15/72	7	Kent State	Euclid, Ohio
94	Warren, Ty	DL	6-5	300	02/06/81	R	Texas A&M	Bryan, Texas
92	Washington, Ted	NT	6-5	365	04/13/68	13	Louisville	Tampa, Fla.
26	Wilson, Eugene	DB	5-10	195	08/17/80	R	Illinois	Merrillville, Ill.
65	Woody, Damien	C	6-3	320	11/03/77	5	Boston College	Beaverdam, Va.

## PRACTICE SQUAD

10	Elliott, Jamin	WR	5-11	195	10/05/79	2	Delaware	Portsmouth, Va.
99	Kelley, Ethan	DT	6-2	303	02/12/80	R	Baylor	Sugar Land, Texas
47	Kurpeikis, Justin	LB	6-3	254	07/17/77	3	Penn State	Allison Park, Pa.
62	Provost, Tim	T	6-5	300	08/24/80	R	San Jose State	Downey, Calif.
75	Soriano, Jamil	G/T	6-4	310	05/11/81	R	Harvard	Plainview, N.Y.

## HEAD COACH: BILL BELICHICK

**ASSISTANTS:** Romeo Crennel, Defensive Coordinator/Defensive Line; Brian Daboll, Wide Receivers; Jeff Davidson, Assistant Offensive Line/Tight Ends; Ivan Fears, Running Backs; John Hufnagel, Quarterbacks; Josh McDaniels, Coaching Assistant; Pepper Johnson, Inside Linebackers; Eric Mangini, Defensive Backs; Markus Paul, Assistant Strength and Conditioning; Rob Ryan, Outside Linebackers; Dante Scarnecchia, Assistant Head Coach/Offensive Line; Brad Seely, Special Teams; Charlie Weis, Offensive Coordinator; Mike Woicik, Strength and Conditioning.





# 2003 NUMERICAL ROSTER

#	NAME	POS	HT	WT	AGE	YR	COLLEGE	HOW ACQ.	G/S/D/I
4	Adam Vinatieri	K	6-0	202	30	8	South Dakota State	FA-96	8/0/0/0
6	Rohan Davey	QB	6-2	245	25	2	Louisiana State	D4a-02	1/0/0/7
12	Tom Brady	QB	6-4	225	26	4	Michigan	D6b-00	8/8/0/0
13	Ken Walter	P	6-1	207	31	7	Kent State	FA-01	8/0/0/0
19	Damon Huard	QB	6-3	215	30	7	Washington	UFA (MIA)-01	0/0/8/0
21	Michael Cloud	RB	5-10	205	28	5	Boston College	UFA (KC)-03	3/1/0/1
22	Asante Samuel	CB	5-10	185	22	R	Central Florida	D4b-03	8/1/0/0
23	Antwan Harris	DB	5-9	194	26	4	Virginia	D6a-00	8/1/0/0
24	Ty Law	CB	5-11	200	29	9	Michigan	D1-95	7/7/0/1
26	Eugene Wilson	DB	5-10	195	23	R	Illinois	D2a-03	8/7/0/0
30	Je'Rod Cherry	S	6-1	210	30	8	California	FA-01	4/0/0/4
32	Antowain Smith	RB	6-2	232	31	7	Houston	FA (BUF)-01	6/2/0/2
33	Kevin Faulk	RB	5-8	202	27	5	Louisiana State	D2-99	7/5/0/1
34	Chris Akins	S	5-11	200	26	5	Arkansas Pine-Bluff	UFA (CLE)-03	8/0/0/0
35	Patrick Pass	FB	5-10	217	25	4	Georgia	D7b-00	5/0/0/0
37	Rodney Harrison	S	6-1	220	30	10	Western Illinois	FA (SD)-03	8/8/0/0
38	Tyrone Poole	CB	5-8	188	31	8	Fort Valley State	UFA (DEN)-03	8/8/0/0
39	Shawn Mayer	S	6-0	202	24	R	Penn State	FA-03	2/0/0/0
44	Fred McCrary	FB	6-0	247	30	7	Mississippi State	FA (SD)-03	5/3/0/2
48	Tully Banta-Cain	LB	6-2	250	23	R	California	D7b-03	2/0/0/0
50	Mike Vrabel	LB	6-4	261	28	7	Ohio State	UFA (PIT)-01	5/3/0/2
51	Don Davis	LB	6-1	235	30	8	Kansas	UFA (STL)-03	7/0/0/1
52	Ted Johnson	LB	6-4	253	30	9	Colorado	D2-95	1/1/0/7
53	Larry Izzo	LB	5-10	228	29	8	Rice	UFA (MIA)-01	8/0/0/0
54	Tedy Bruschi	LB	6-1	247	30	8	Arizona	D3-96	8/8/0/0
55	Willie McGinest	LB	6-5	270	31	10	Southern Cal	D1-94	6/3/0/2
58	Matt Chatham	LB	6-4	250	26	4	South Dakota	CW (STL)-00	8/4/0/0
60	Wilbert Brown	G	6-2	320	26	3	Houston	CW (WAS)-03	2/0/1/2
63	Joe Andruzzy	G	6-3	312	28	7	Southern Connecticut St.	FA-00	8/8/0/0
65	Damien Woody	C	6-3	320	25	5	Boston College	D1a-99	6/6/0/2
66	Lonie Paxton	LS	6-2	260	25	4	Sacramento State	FA-00	8/0/0/0
67	Dan Koppen	G	6-2	296	24	R	Boston College	D5-03	8/7/0/0
68	Tom Ashworth	T	6-6	305	26	2	Colorado	FA-01	8/5/0/0
71	Russ Hochstein	G	6-4	305	26	3	Nebraska	FA-03	7/1/0/0
72	Matt Light	T	6-4	305	25	3	Purdue	D2-01	8/8/0/0
76	Brandon Gorin	T	6-6	308	25	2	Purdue	FA-03	3/0/2/3
80	Troy Brown	WR	5-10	196	32	11	Marshall	D8-93	8/7/0/0
81	Bethel Johnson	WR	5-11	200	24	R	Texas A&M	D2b-03	8/2/0/0
82	Daniel Graham	TE	6-3	257	24	2	Colorado	D1-02	6/2/0/2
83	Deion Branch	WR	5-9	193	24	2	Louisville	D2-02	7/4/0/1
84	Fred Baxter	TE	6-3	268	32	11	Auburn	FA (CHI)-02	8/0/0/0
86	David Patten	WR	5-10	190	29	7	Western Carolina	UFA (CLE)-01	6/5/0/2
87	David Givens	WR	6-0	212	23	2	Notre Dame	D7b-02	6/0/0/2
88	Christian Fauria	TE	6-4	250	32	9	Colorado	UFA (SEA)-02	8/8/0/0
90	Dan Klecko	DL	5-11	283	22	R	Temple	D4a-03	6/0/0/2
91	Bobby Hamilton	DE	6-5	280	32	9	Southern Mississippi	UFA (NYJ)-00	8/8/0/0
92	Ted Washington	NT	6-5	365	35	13	Louisville	TR (CHI)-03	3/3/0/5
93	Richard Seymour	DL	6-6	310	24	3	Georgia	D1-01	8/8/0/0
94	Ty Warren	DL	6-5	300	22	R	Texas A&M	D1-03	8/4/0/0
95	Roman Phifer	LB	6-2	248	35	13	UCLA	FA (NYJ)-01	8/7/0/0
96	Rick Lyle	DL	6-5	285	32	10	Missouri	UFA (NYJ)-02	6/1/0/2
97	Jarvis Green	DL	6-3	290	24	2	Louisiana State	D4b-02	8/4/0/0
98	Anthony Pleasant	DE	6-5	280	35	14	Tennessee State	UFA (SF)-01	6/0/0/2

## RESERVE LIST / INJURED

59	Rosevelt Colvin	LB	6-3	250	26	5	Purdue	UFA (CHI)-03	2/2/0/1
77	Mike Compton	G/C	6-6	310	33	11	West Virginia	UFA (DET)-01	2/2/0/1
16	Kliff Kingsbury	QB	6-3	220	24	R	Texas Tech	D6-03	0/0/0/0
70	Adrian Klemm	T	6-3	312	26	4	Hawaii	D2-00	3/3/0/3

## RESERVE LIST / PHYSICALLY UNABLE TO PERFORM

18	Chas Gessner	WR	6-4	215	22	R	Brown	FA-03	
61	Stephen Neal	G	6-4	305	27	2	Cal State-Bakersfield	FA-01	

## RESERVE LIST / NON-FOOTBALL INJURY

64	Gene Mruczkowski	OL	6-2	305	23	R	Purdue	FA-03	
----	------------------	----	-----	-----	----	---	--------	-------	--

## HEAD COACH: BILL BELICHICK

**ASSISTANTS:** Romeo Crennel, Defensive Coordinator/Defensive Line; Brian Daboll, Wide Receivers; Jeff Davidson, Assistant Offensive Line/Tight Ends; Ivan Fears, Running Backs; John Hufnagel, Quarterbacks; Josh McDaniels, Coaching Assistant; Pepper Johnson, Inside Linebackers; Eric Mangini, Defensive Backs; Markus Paul, Assistant Strength and Conditioning; Rob Ryan, Outside Linebackers; Dante Scarnecchia, Assistant Head Coach/Offensive Line; Brad Seely, Special Teams; Charlie Weis, Offensive Coordinator; Mike Woick, Strength and Conditioning.

Ages as of Oct. 26, 2003



# UNOFFICIAL DEPTH CHART

Unofficial depth chart compiled by Patriots Media Relations, Oct. 27, 2003

## OFFENSE

<b>WR:</b> 83 Deion Branch (7/4/0/1)	86 David Patten (6/5/0/2)*	
<b>LT:</b> 72 Matt Light (8/8/0/0)	68 Tom Ashworth (8/5/0/0)	
<b>LG:</b> 65 Damien Woody (6/6/0/2)	60 Wilbert Brown (2/0/1/2)*	
<b>C:</b> 67 Dan Koppen (8/7/0/0)	65 Damien Woody (6/6/0/2)	
<b>RG:</b> 63 Joe Andruzzi (8/8/0/0)	71 Russ Hochstein (7/1/0/0)	
<b>RT:</b> 68 Tom Ashworth (8/5/0/0)	76 Brandon Gorin (3/0/2/3)	
<b>TE:</b> 88 Christian Fauria (8/8/0/0)	82 Daniel Graham (6/2/0/2)	84 Fred Baxter (8/0/0/0)
<b>WR:</b> 80 Troy Brown (8/7/0/0)	87 David Givens (6/0/0/2)	81 Bethel Johnson (8/2/0/0)
<b>QB:</b> 12 Tom Brady (8/8/0/0)	19 Damon Huard (0/0/8/0)	6 Rohan Davey (1/0/0/7)*
<b>RB:</b> 33 Kevin Faulk (7/5/0/1)	32 Antowain Smith (6/2/0/2)	21 Michael Cloud (3/1/0/1)*
<b>FB:</b> 44 Fred McCrary (5/3/0/2)	35 Patrick Pass (5/0/0/0)	

## DEFENSE

<b>LE:</b> 91 Bobby Hamilton (8/8/0/0)	98 Anthony Pleasant (6/0/0/2)	
<b>DT:</b> 93 Richard Seymour (8/8/0/0)	92 Ted Washington (3/3/0/5)*	
<b>DT:</b> 94 Ty Warren (8/4/0/0)	96 Rick Lyle (6/1/0/2)*	
<b>RE:</b> 97 Jarvis Green (8/4/0/0)	<u>90 Dan Klecko (6/0/0/2)</u>	
<b>OLB:</b> 58 Matt Chatham (8/4/0/0)	50 Mike Vrabel (5/3/0/3)	
<b>MLB:</b> 54 Tedy Bruschi (8/8/0/0)	53 Larry Izzo (8/0/0/0)	51 Don Davis (7/0/0/1)
		52 Ted Johnson (1/1/0/7)*
<b>OLB:</b> 95 Roman Phifer (8/7/0/0)	55 Willie McGinest (6/3/0/2)	<u>48 Tully Banta-Cain (2/0/0/0)</u>
<b>LCB:</b> 24 Ty Law (7/7/0/1)	<u>22 Asante Samuel (8/1/0/0)</u>	
<b>RCB:</b> 38 Tyrone Poole (8/8/0/0)	<u>22 Asante Samuel (8/1/0/0)</u>	
<b>S:</b> 37 Rodney Harrison (8/8/0/0)	34 Chris Akins (8/0/0/0)	30 Je'Rod Cherry (4/0/0/4)*
<b>S:</b> <u>26 Eugene Wilson (8/7/0/0)</u>	23 Antwan Harris (8/1/0/0)	<u>39 Shawn Mayer (2/0/0/0)</u>

## SPECIAL TEAMS

<b>K:</b> 4 Adam Vinatieri (8/0/0/0)	13 Ken Walter (8/0/0/0)	
<b>P:</b> 13 Ken Walter (8/0/0/0)	4 Adam Vinatieri (8/0/0/0)	
<b>H:</b> 13 Ken Walter (8/0/0/0)	19 Damon Huard (0/0/8/0)	
<b>PR:</b> 80 Troy Brown (8/7/0/0)	83 Deion Branch (7/4/0/1)	
<b>KR:</b> <u>81 Bethel Johnson (8/2/0/0)</u>	33 Kevin Faulk (7/5/0/1)	35 Patrick Pass (5/0/0/0)
<b>LS:</b> 66 Lonie Paxton (8/0/0/0)	71 Russ Hochstein (7/1/0/0)	

Rookies and First-Year Players are Underlined. Last week's inactive players are marked with an asterisk (\*).

## PATRIOTS PRONUNCIATION GUIDE

Tedy Bruschi ..... Teddy★BREW-ski	Damon Huard ..... HUE-ard	Antowain Smith ..... AN-twon
Christian Fauria ..... FOUR-ee-ay	Dan Koppen ..... COPE-en	Adam Vinatieri ..... vin-a-TERRY
Russ Hochstein ..... HOKE-stine	Lonie Paxton ..... Lonnie	



## BY THE NUMBERS

### SEVEN YEARS AND COUNTING

**96-63**

The Patriots' record in preseason, regular-season and postseason games since 1996 (.604 win pct.).

**69-51**

The Patriots' regular-season record since 1996 (.575 win pct.).

**6-3**

The Patriots' postseason record since 1996 (.667 win pct.).

**21-9**

The Patriots' preseason record since 1996 (.700 win pct.).

### NO PASSING ZONE

**3**

The number of touchdown passes the Patriots have given up through eight games, the fewest in the NFL.

**12**

The number of interceptions the Patriots have recorded so far this season, ranking second in the AFC and fourth in the NFL. Only Kansas City (18 picks), Minnesota (17) and Tampa Bay (13), have more interceptions than New England.

### NO PICKING ZONE

**132**

The number of consecutive passes Tom Brady has attempted since throwing his last interception at Washington (09/28/03).

**4**

The number of consecutive games Brady has played without throwing an interception.

**6**

The number of interception-free games Brady has recorded this season, all coming in Patriots victories.

**7.3**

The average number of points the Patriots have allowed in their last three games.

### THE KRAFT ERA

**98**

The number of consecutive Patriots preseason, regular-season and postseason home games that have been sold out since Robert Kraft bought the team in 1994.

**202**

The number of consecutive Patriots games that have been televised locally.

**67-33**

The Patriots record at home since 1994, including preseason, regular-season and postseason games.

**13-3**

The Patriots record at Gillette Stadium, including preseason and regular-season games (.813 win pct.).

### THE BELICHICK ERA

**29-11**

Bill Belichick's record in his last 38 games as the head coach of the Patriots (.718 win pct.). It's the best record of any NFL head coach over that span.

**34-25**

Bill Belichick's overall record as head coach of the Patriots, including the playoffs.

**.569**

Belichick's winning percentage as Patriots head coach, establishing the highest winning percentage of any coach in franchise history, including postseason games.

### NOT HALF BAD

**15**

The number of consecutive games the Patriots have won when leading at halftime.

**18-1**

The Patriots record in their last 19 games in which they have led at halftime.

**21**

The number of consecutive games the Patriots have won when leading after three quarters.

### THIRD DOWN DOMINANCE

**4**

The number of times the Patriots have held their opponents under 30 percent on third downs this season.

**3**

The number of times the Patriots held their opponents under 30 percent on third downs all of last season.

**10-1**

The Patriots record in their last 11 games when holding their opponents under 30 percent on third downs.

### WHAT A RUSH

**1,726**

The Patriots projected season rushing yardage total for the 2003 season if they keep up their pace of 108 yards per game.

**1**

The number of times in the last seven years the Patriots have run for more than 1,726 yards in a season (2001, 1,793 yds).

**5**

The number of times the Patriots have broken 100 yards rushing as a team so far in 2003.

**5**

The number of times the Patriots broke 100 yards rushing as a team in 16 games last season.

### TURNING OVER WINS

**6-0**

The Patriots' record this season when they maintain a positive or even turnover differential.

**0-2**

The Patriots' record when they turn the ball over more than their opponents.

**17-2**

The Patriots' record since the beginning of the 2001 season when they maintain a positive turnover differential.

**+8**

The Patriots' turnover differential this season, good for second in the AFC.

### BROWN'S MILESTONES

**214**

The number of punt returns Troy Brown has made in his career.

**1**

Brown's rank on the Patriots' all-time leading punt returners list. He passed Irving Fryar with his 207th punt return against the Titans (10/05/03).

**445**

The number of receptions Brown has made in his career.

**45**

The number of receptions Brown needs to move ahead of Ben Coates (490) into second place on the Patriots all-time reception list.