



NEW ENGLAND PATRIOTS

PRESS RELEASE

Contact: Stacey James, Director of Media Relations ★ Michelle L. Murphy ★ Casey O'Connell
Gillette Stadium ★ One Patriot Place ★ Foxborough, MA 02035 ★ 508-384-9105 ★ fax: 508-543-9053
staceyj@patriots.com ★ michellel@patriots.com ★ caseyo@patriots.com

PATRIOTS, COWBOYS MEET IN BATTLE OF DIVISION LEADERS

MEDIA SCHEDULE

Wednesday, Nov. 12

10:45 – 11:15 Coach Belichick Press Availability in Media Workroom
11:15 – 11:55 Open Locker Room
12:45 – 1:05 Access to Practice (Photographers and camera operators only)
Dallas Conference Calls—
12:30 – 12:45 Cowboys Player TBA
1:00 – 1:15 Head Coach Bill Parcells

Thursday, Nov. 13

10:45 – 11:15 Coach Belichick Press Availability in Media Workroom
11:15 – 11:55 Open Locker Room
12:45 – 1:05 Access to Practice (Photographers and camera operators only)

Friday, Nov. 14

10:30 – 11:00 Coach Belichick Press Availability in Media Workroom
11:00 – 11:35 Open Locker Room
12:00 – 12:15 Access to Practice (Photographers and camera operators only)

Saturday, Nov. 15

Team Walkthrough – No Media Availability

Sunday, Nov. 16

8:30 Patriots vs. Dallas Cowboys

Monday, Nov. 17

11:45 – 12:15 Coach Belichick Press Availability in Media Workroom

2003 PATRIOTS SCHEDULE

Sun., Sept. 7	at Buffalo	L	0-31
Sun., Sept. 14	at Philadelphia	W	31-10
Sun., Sept. 21	N.Y. Jets	W	23-16
Sun., Sept. 28	at Washington	L	17-20
Sun., Oct. 5	Tennessee	W	38-30
Sun., Oct. 12	N.Y. Giants	W	17-6
Sun., Oct. 19	at Miami	W	ot 19-13
Sun., Oct. 26	Cleveland	W	9-3
Mon., Nov. 3	at Denver	W	30-26
Sun., Nov. 9	BYE WEEK		
Sun., Nov. 16	Dallas	8:30	ESPN
Sun., Nov. 23	at Houston	1:00	CBS
Sun., Nov. 30	at Indianapolis	1:00	CBS
Sun., Dec. 7	Miami	4:15	CBS
Sun., Dec. 14	Jacksonville	1:00	CBS
Sat., Dec. 20	at N.Y. Jets	8:30	ESPN
Sat., Dec. 27	Buffalo	1:30	CBS

AFC EAST STANDINGS

Teams	W	L	T	Pct.	PF	PA
NEW ENGLAND	7	2	0	.778	184	155
Miami Dolphins.....	5	4	0	.556	168	141
Buffalo Bills	4	5	0	.444	149	158
New York Jets	3	6	0	.333	166	173

NEW ENGLAND PATRIOTS (7-2) vs. DALLAS COWBOYS (7-2)

Sunday, Nov. 16, 2003 ★ Gillette Stadium (68,436) ★ 8:30 p.m.

The New England Patriots begin the season's stretch run with a showdown against the 7-2 Dallas Cowboys in a battle of eastern division leaders. The Patriots come into the game having won five games in a row and seven of their last eight contests to open a two-game lead atop the AFC East. New England will run into a Dallas team that has also won seven of eight games and sits atop the NFC East.

A primary concern for the Patriots will be finding a way around the Dallas defense, which is the top-ranked unit in the NFL. The Patriots have shown the ability to crack tough defenses, having put up 30 points against the then-second ranked Denver defense two weeks ago on Monday Night Football. But Tom Brady and company will face their toughest challenge to date against a Dallas team that has held its opponents to 10 points or less on four separate occasions this season.

The New England defense has been effective against opposing quarterbacks, holding them to a cumulative 59.5 passer rating and surrendering just four touchdown passes, leading the NFL in both categories. Dallas' running back tandem of Adrian Murrell and Troy Hambrick will try to crack the seventh-ranked Patriots run-stuffing unit, while quarterback Quincy Carter and Dallas' leading receiver, former Patriots wideout Terry Glenn, will bid to take to the air.

Dallas head coach Bill Parcells will match up against his former team for the first time since 1999 and for the seventh time since he left New England in 1997. Parcells and Patriots head coach Bill Belichick coached together for 15 seasons with the Giants, Patriots and Jets, and will face each other for the fifth time overall and for the first time since 1995, when Parcells coached the Patriots and Belichick was at the helm of the Cleveland Browns.

TELEVISION: This week's game will be televised by ESPN. The game can be seen locally on WCVB-TV Channel 5 in Boston. **Mike Patrick** will handle the play-by-play duties, while **Paul Maguire** and **Joe Theismann** will provide analysis. **Suzy Kolber** will deliver reports from the sidelines throughout the game. Immediately following the game, the Fifth Quarter postgame show can be seen on WBZ-TV Channel 4 in Boston.

RADIO: WBCN 104.1 FM is the flagship station for the Patriots Rock Radio Network. Play-by-play broadcaster **Gil Santos** is in his 27th season as the voice of the Patriots and calls the action along with Patriots Hall of Famer **Gino Cappelletti**. In 2003, Santos and Cappelletti celebrate their 20th season as a broadcast tandem.

STARTING STRONG

The Patriots are off to their best start to a season in 23 years, equaling the best nine-game start in franchise history with a 7-2 record through nine games. New England is 7-2 for the third time in team history, joining the 1980 and 1978 squads with seven wins in their first nine games. Like the 1978 team, the 2003 Patriots lost their first game, then rattled off seven wins in their next eight games. The Patriots are tied for the second best record in the NFL this season.

LUCKY SEVEN

The Patriots have seven games left in the 2003 season, and since Bill Belichick took over as head coach in 2000, the Patriots have saved their best football for the end of the season. Since 2000, New England is a combined 13-8 (.619) in its last seven games of the campaign. Last year, the Patriots were 4-3 in their last seven games, following a 2001 season where they closed out with a 6-1 record.

THE ROAD AHEAD

The combined record of the Patriots' remaining opponents is 32-31 (.508), giving the Patriots the easiest remaining schedule in the AFC East. Buffalo and Miami's remaining foes are 36-27 (.571), and the Jets' are 35-28 (.556). New England has dates on tap with Dallas (7-2), Houston (3-6), Indianapolis (7-2), Miami (5-4), Jacksonville (2-7), New York Jets (3-6) and Buffalo (4-5).






THIS WEEK: PATRIOTS VS. COWBOYS

SERIES HISTORY

The Patriots and Cowboys will meet for the ninth time in the history of the clubs. Dallas won the first seven games of the series, but the Patriots broke their hex with a victory in 1999, the last time the teams met. The series dates back to 1971, when the Cowboys beat the Patriots in the first game ever played at Texas Stadium in Irving, Texas. That game resulted in a 23-point Dallas victory, but since then, six of the last seven games between the teams have been decided by a touchdown or less. Prior to the Patriots' most recent win in the series, they had dropped three straight games to the Cowboys by six points or less. This week's game will be just the third time the teams have met since 1987, making the Cowboys the only NFL team the Patriots have played twice or fewer times in the last 16 seasons.



COWBOYS 7, PATRIOTS 1

Date	Result	+/-	Stadium
10/24/71.....	Dallas 44, Patriots 21.....	-23.....	Texas
11/16/75.....	Dallas 34, Patriots 31.....	-3.....	Schaefer
12/03/78.....	Dallas 17, Patriots 10.....	-7.....	Texas
09/21/81.....	Dallas 35, Patriots 21.....	-14.....	Schaefer
11/22/84.....	Dallas 20, Patriots 17.....	-3.....	Texas
11/15/87.....	Dallas 23, Patriots 17 (OT)...	-6.....	Sullivan
12/14/96.....	Dallas 12, Patriots 6.....	-6.....	Foxboro
12/05/99.....	Patriots 13, Dallas 6.....	+7.....	Foxboro

SERIES TRENDS

Record in New England.....	1-4
Record in Dallas.....	0-3
Total Points in the Series.....	Dallas 191, Patriots 136
Largest Margin of Victory.....	7 points (12/05/99)
Largest Margin of Defeat.....	23 points (10/24/71)
Bill Belichick vs. Dallas.....	1-1
Bill Parcells vs. New England.....	6-2

THE LAST TIME

Patriots 13, Cowboys 6 – December 5, 1999

The Patriots used a 3-yard run from Terry Allen and a pair of Adam Vinatieri field goals to defeat the Dallas Cowboys, 13-6, at Foxboro Stadium. The win broke a three-game losing streak and improved the Patriots' record to 7-5 in the 1999 season. The Patriots' defense limited the Cowboys' rushing attack, led by Emmitt Smith, to just 63 total yards on the ground. New England also held Dallas' Troy Aikman to just 160 passing yards while not allowing a touchdown in the game. Tedy Bruschi led the New England defensive attack with eight tackles and two pass breakups.

The Patriots got on the board first, getting the opening kickoff and driving down for a 41-yard field goal and a 3-0 lead. After forcing a Dallas punt, New England got the ball back, but was victimized by an interception by Dexter Coakley that was returned to the Patriots' 8-yard line. New England's defense held down the fort, though, and forced Dallas to settle for a 20-yard field goal that tied the game at three. Vinatieri added a 23-yard kick in the second quarter to give the Patriots a 6-3 halftime lead. After a scoreless third quarter, the Patriots used their first fourth-quarter possession to drive 65 yards on 10 plays and take a 13-3 lead on a 3-yard touchdown run by Terry Allen. The Cowboys cut the lead to 13-6 with a late field goal, but New England held the ball for the game's final minutes to preserve the 13-6 win.

TALE OF THE TAPE

2003 Regular Season	New England	Dallas
Record	7-2	7-2
Divisional Standings	1st	1st
Total Yards Gained	2,901	2,968
Total Offense (Rank)	322.3 (14)	329.8 (12)
Rush Offense	103.6 (19)	133.1 (7)
Pass Offense	218.8 (10)	196.7 (20)
Points Per Game	20.4	20.1
Total Yards Allowed	2,771	2,111
Total Defense	307.9 (11)	234.6 (1)
Rush Defense	92.4 (7)	85.1 (3)
Pass Defense	215.4 (23)	149.4 (1)
Points Allowed/Game	17.2	15.1
Possession Avg.	30:25	32:49
Sacks Allowed/Yards Lost	17/133	18/94
Sacks Made/Yards	21/135	19/117
Interceptions By	13	8
Penalties Against/Yards	78/670	52/435
Punts/Avg.	49/38.8	52/39.8
Takeaway/Giveaway Ratio	+7	+1

PATRIOTS VS. NFC

New England is 8-2 in its last 10 games against NFC opposition, dating back to the 2001 season. The streak includes the Patriots' Super Bowl XXXVI win over St. Louis. The Patriots have won five of their last six against the NFC, including a 17-6 win over the New York Giants in Week Six and a 31-10 win over the Philadelphia Eagles in Week Two. New England posted identical 3-1 records against the NFC in 2001 and 2002, and with a win this week can match that feat in 2003. This season, the Patriots are 2-1 against the NFC, defeating Philadelphia and the Giants, while dropping a nail-biter at Washington in Week Four, 20-17. This week's game is the Patriots' final game of the regular season against NFC opposition.

BILL BELICHICK VS. BILL PARCELLS

This week's game will mark the fifth time Bill Belichick and Bill Parcells have matched wits from opposing sidelines as head coaches. The two coaches have split the previous four games, with each coach coming out victorious on two occasions. All four of the previous meetings came when Belichick was the head coach of the Cleveland Browns and Parcells was at the reigns of the Patriots.

BELICHICK vs. PARCELLS (2-2)

Date	Result	Stadium
12/19/93.....	Browns 20, Patriots 17	Cleveland Municipal
11/06/94.....	Patriots 13, Browns 6.....	Cleveland Municipal
01/01/95*....	Browns 20, Patriots 13	Cleveland Municipal
09/03/95.....	Patriots 17, Browns 14	Foxboro

*-AFC Wild Card Game

NEW ENGLAND VS. BILL PARCELLS

The Patriots have played against teams coached by Bill Parcells on eight occasions and have a 2-6 record in those games. New England lost both games against Parcells when he was the head coach of the New York Giants (1983-90), and were 2-4 in the six games against their former mentor while he was at the helm of the New York Jets (1997-99).

PATRIOTS vs. PARCELLS (2-6)

Date	Result	Stadium
11/08/87.....	Giants 17, Patriots 10.....	Giants Stadium
12/30/90.....	Giants 13, Patriots 10.....	Foxboro
09/14/97.....	Patriots 27, Jets 24 (OT)	Foxboro
10/19/97.....	Jets 24, Patriots 19	Meadowlands
10/19/98.....	Jets 24, Patriots 14	Foxboro
12/27/98.....	Jets 31, Patriots 10	Meadowlands
09/12/99.....	Patriots 30, Jets 28	Meadowlands
11/15/99.....	Jets 24, Patriots 17	Foxboro



THIS WEEK: PATRIOTS VS. COWBOYS

WITH A WIN THIS WEEK...

If the Patriots win this week, they would...

- Be 8-2 for the second time in team history (1978).
- Have eight wins in their last nine games.
- Have a six-game winning streak for the first time since they won nine regular-season games in a row (11/25/01 to 09/22/02).
- Have won six of their last seven games against NFC opponents.

PASSING PERFORMANCES

Tom Brady will start against the Cowboys for the first time in his career. Brady has compiled a record of 16-7 (.696) when facing a team for the first time. He has compiled a 9-4 (.692) career record against NFC opponents, including five wins in his last six games against the NFC.

HOME COOKING

The Patriots are 9-3 (.750) at Gillette Stadium since their new home opened in 2002, including a 4-0 record this season. The Patriots have won seven of their last eight home games and are 15-5 (.750) at home since 2001. Foxborough has proven to be a very hospitable place for the Patriots since Robert Kraft purchased the team in 1994. Since that time, the Patriots hold a 67-33 (.670) record at home, including preseason, regular-season and postseason games.

CONNECTIONS

- Cowboys head coach **Bill Parcells** was New England's head coach for four seasons (1993-1996) and collected a 32-32 record. He also served as the Patriots linebackers coach in 1980.
- Patriots head coach **Bill Belichick** and Cowboys head coach **Bill Parcells** coached together for 15 seasons with the Giants, Patriots and Jets. The pair went to three Super Bowls together and won two championships.
- Eleven current Patriots played for **Bill Parcells** at one point in their careers. **Troy Brown, Willie McGinest, Ty Law, Ted Johnson, Tedy Bruschi** and **Adam Vinatieri** with the Patriots; **Bobby Hamilton, Anthony Pleasant, Rick Lyle, Roman Phifer** and **Fred Baxter** with the Jets.
- Patriots strength and conditioning coach **Mike Woicik** entered the NFL ranks with the Dallas Cowboys in 1990. During his seven seasons with the Cowboys, the team totaled an 89-38 record, including 12 playoff victories and three Super Bowl championships.
- Patriots safety **Chris Atkins** was signed to the Cowboys active roster in September of 1999 and played with them until the middle of the following season.
- Patriots wide receiver **David Givens** earned three letters in football while playing eight different positions at Humble High School in Humble, Texas.
- Cowboys offensive coordinator **Maurice Carthon** began his coaching career in New England in 1994 as an offensive assistant on Parcells' staff and led the Patriots running backs in 1995.
- Cowboys tight ends coach **Tony Sparano** was born on Oct. 7, 1961 in West Haven, Conn. and was a four-year letterman at center at the University of New Haven. He started his career coaching at New Haven, before spending six seasons at Boston University, and then five more as the head coach at New Haven.
- Cowboys center **Bill Conaty** was with the Patriots during 2003 training camp.
- Cowboys wide receiver **Terry Glenn** played for the Patriots from 1996-2001. He was originally taken in the first round (seventh overall) in the 1996 NFL draft by the Patriots, where he went on to earn all-rookie honors with an NFL rookie record 90 receptions.

THE HEAD COACHES

BILL BELICHICK

Overall Record: 72-70 (.507)
Regular Season: 68-69 (.496)
Postseason: 4-1 (.800)
With New England overall: 35-25 (.583)
Overall since Oct. 26, 2001: 29-11 (.725)



Bill Belichick is celebrating his 29th consecutive season as an NFL coach, and has been one of the most successful coaches in the league over the past three decades. He has been a part of three Super Bowl championship teams, including the memorable victory in Super Bowl XXXVI that brought the Patriots their first title in franchise history. Belichick has ensured that the spark of the Super Bowl season ignited a run of success that will last well into the future. Since Oct. 14, 2001, the Patriots have blossomed, rattling off 29 wins in their last 40 games and making Belichick the second winningest NFL Head Coach since Week Four of the 2001 season.

BILL PARCELLS

Overall Record: 156-108-1 (.591)
Regular Season: 145-102-1 (.587)
Postseason: 11-6 (.647)
With Dallas overall: 7-2 (.778)
Overall since Oct. 26, 2001: 7-2 (.778)



Bill Parcells is in his first season as the head coach of the Dallas Cowboys and has already presided over an improved team coming off of back-to-back 5-11 seasons. Parcells is the NFL's third-winningest active coach, and has won two Super Bowl championships, both with the New York Giants (1986 and 1990). Parcells was the head coach of the Giants from 1983-90, before joining the Patriots as the head coach in 1993. Parcells coached the Patriots for four seasons, recording a 32-32 record and an appearance in Super Bowl XXXI. He served as the head coach and chief football operating officer for the New York Jets from 1997-99 and brought New York to the AFC Championship Game in 1998.

THIS WEEK IN PATRIOTS HISTORY

The Patriots have a 12-10 record in Week 11 since the 16-game schedule began in 1978. Last season, the Patriots suffered a 27-20 loss at Oakland in Week 11 on Sunday Night Football. Below are some memorable moments in Patriots history for the week of Nov. 10-16.

Nov. 10, 2002— The Patriots rallied from a 24-6 third-quarter deficit to beat Chicago 33-30 in Champaign, Ill. Tom Brady completed nine of 14 passes in the final 5:16 to bring the Patriots back from a 30-19 hole. Brady threw a game-winning, 20-yard touchdown pass to David Patten in the back of the end zone with 21 seconds left to secure the win.

Nov. 13, 1994— Drew Bledsoe set NFL records by completing 45 of 70 passes to lead the Patriots to a 26-20 overtime win over Minnesota at Foxboro Stadium. Bledsoe set a team record with 426 passing yards, as the Patriots rallied from a 20-0 deficit to tie the game on a Matt Bahr field goal with 14 seconds left. On the first possession of overtime, Bledsoe marched down the field and won the game with a 14-yard touchdown to fullback Kevin Turner.

Nov. 14, 1976— New England beat the Baltimore Colts on the road, 21-14, to improve to 7-3. The win was the second of six in a row to end the 1976 season and give the Patriots their first NFL playoff appearance.

BY THE BYE

Since the inception of the bye week in 1990, the Patriots have a 5-9 record in games following the week off. The Patriots are 1-2 following the bye week under Bill Belichick, but teams Belichick has been associated with have an 8-6 overall record following the bye and are 6-3 in their last nine contests.



LAST GAME: PATRIOTS 30, BRONCOS 26

PATRIOTS 30, BRONCOS 26

November 3, 2003 ★ Invesco Field at Mile High (Att: 76,203)

	1	2	3	4	Final
New England Patriots	7	6	7	10	— 30
Denver Broncos	7	10	7	2	— 26

The Patriots matched the best nine-game start in franchise history with a tight 30-26 come-from-behind victory over the Denver Broncos at Invesco Field at Mile High on Monday Night Football. In the back-and-forth battle between the two teams, the Patriots did not secure the victory until there were only 30 seconds left on the clock.

The clash between the two teams went up and down throughout the first half with Denver continually holding onto the lead. Denver opened the scoring with a touchdown, then New England responded with a 66-yard touchdown from quarterback Tom Brady to wide receiver Deion Branch. The Broncos took a 10-7 lead on a field goal, but Adam Vinatieri responded with a 40-yarder to tie the score. Denver got another touchdown before New England had to settle for a 46-yard Vinatieri field goal to enter the locker room down by four at the intermission.

The Patriots came into the second half with a sense of urgency, producing 255 total net yards to the Broncos' 81. New England took the lead for the first time all night with a 6-yard Brady-to-Graham completion, making the score 20-17. After another Bronco touchdown, the Patriots were down by four, but a 28-yard Vinatieri field goal narrowed Denver's lead to one. With 30 seconds left in the game and New England facing a 3-point deficit, Brady completed an 18-yard toss to wide receiver David Givens to give the Patriots a 30-26 victory and a 7-2 record.

GOING DEEP

Tom Brady's 66-yard touchdown completion to Deion Branch was his third completion of more than 50 yards this season. In addition to last week's long play, Brady had completed touchdown passes of 82 yards to Troy Brown in overtime at Miami (10/19/03) and 58 yards to Brown against Tennessee (10/05/03). Last season, Brady did not complete any passes for more than 50 yards, with his longest toss being a 49-yard touchdown completion to Branch against the New York Jets (09/15/02). Before this season, Brady had only completed one pass longer than 50 yards in his career, a 91-yard touchdown to David Patten at Indianapolis (10/21/01).

BRADY THROWS FOR 350

Tom Brady completed 20 of his 35 passes for 350 yards and three touchdowns. It was the first time Brady had thrown for 350 or more yards since he chalked up 353 yards at San Diego last season (09/29/02). It was Brady's fifth career 300-yard passing game, and his first of the season.

BRANCH'S HUNDRED-YARD DAY

Deion Branch broke the 100-yard receiving barrier for the second time in his career, with 107 receiving yards on three receptions. It was the third consecutive week the Patriots have had a 100-yard receiver, and Branch is the third different receiver to accomplish that feat. Troy Brown grabbed six passes for 131 yards at Miami (10/19/03), and Daniel Graham caught seven passes for 110 yards against Cleveland (10/26/03).

RETURN STREAK OVER

The Broncos' Deltha O'Neal returned a punt 57 yards for a touchdown with 3:13 left in the third quarter, becoming the first opponent to return a punt for a touchdown against the Patriots since Sept. 5, 1993. In that game, Buffalo's Russell Copeland returned a punt 47 yards for a touchdown. The Patriots had gone 167 consecutive games without allowing a punt return, a streak that was the longest in the NFL.

GIVENS SETS SUPERLATIVES

David Givens notched a career high 87 receiving yards and caught the longest pass of his career against Denver. In the second quarter, Givens snared a career-long 48-yard reception from Brady that brought the Patriots into Denver territory and set up a 40-yard field goal by Adam Vinatieri that tied the game at 10. Givens topped off his night with a game-winning, 18-yard touchdown catch that gave him 87 receiving yards for the game, besting his mark of 57 yards at Washington earlier this season.

CAREER LONG FOR BRANCH

Deion Branch wove through the Denver secondary to haul in a 66-yard touchdown pass from Tom Brady and tie the game at seven with 6:04 left in the first quarter. The 66-yard touchdown was the longest of Branch's career, besting a 49-yard touchdown grab from Brady against the New York Jets (09/15/02).

EARLY RETURNS ARE GOOD

Rookie kickoff returner Bethel Johnson came up with a key 63-yard kickoff return with less than 30 seconds left in the first half, to put the Patriots in position to close the gap to 17-13 on a 46-yard field goal as halftime loomed. The 63-yard return was the third return of 50 or more yards by Johnson this season. Against Tennessee (10/05/03), Johnson had returns of 50 and 71 yards.

GOLDEN GRAHAM

Daniel Graham grabbed his first touchdown of the season and the second of his career on a six-yard reception from Brady that put the Patriots ahead 20-17 in the third quarter. Graham's touchdown was part of a four-catch, 39-yard outing that came on the heels of a seven-catch, 110-yard breakout game against Cleveland on Oct. 26.

STREAKS ENDED

- Denver's first-quarter touchdown by Clinton Portis was the first touchdown the Patriots had allowed in the first quarter since the season-opener at Buffalo (09/07/03).
- Denver's first-quarter interception by Kenoy Kennedy ended Tom Brady's streak of 134 consecutive passes without an interception. Brady did not throw an interception in the month of October. The last time Brady had thrown an interception was early in the fourth quarter of the Patriots' game at Washington (09/28/03).

QUICK HITS

- The Patriots scored in the first quarter and in the third quarter for the eighth straight week.
- The Patriots allowed the Broncos to gain just six total yards from scrimmage in the third quarter.
- The New England secondary held the Broncos to just 163 passing yards.
- The Patriots improved to 24-2 under Bill Belichick when they score 21 or more points.
- New England raised its record to 68-11 when scoring 21 or more points since Robert Kraft purchased the team in 1994.
- Rodney Harrison broke up a Danny Kanell pass intended for Rod Smith inside the Broncos' 10-yard line on third down early in the second quarter.
- Willie McGinest dropped Clinton Portis for a three-yard loss on a pitch play in the second quarter.
- Tedy Bruschi broke into the backfield and stopped Denver running back Quentin Griffin for a four-yard loss in the second quarter.



PATRIOTS NEWS AND NOTES

WORKING OVERTIME

The Patriots have won their last seven overtime games (including the playoffs). The Patriots' seven-game overtime winning streak is the longest in the NFL. The Patriots have won one overtime game this season, defeating the Dolphins 19-13 in Miami on an 82-yard touchdown from Tom Brady to Troy Brown (10/19/03). New England has not lost in overtime since Buffalo won 16-13 at Foxboro Stadium on Nov. 5, 2000. Since that time, the Patriots have won seven straight, including five games in which they scored on their first possession of overtime.

DATE	OPP	PLAY	DRIVE INFO	FINAL SCORE
10/19/03	at MIA	82-yd TD	1 play, 82 yds; 0:12	19-13
12/29/02	vs. MIA+	35-yd FG	7-43; 2:03	27-24
09/22/02	vs. KC+	35-yd FG	9-53; 4:40	41-38
01/19/02	vs. OAK+*	23-yd FG	15-61; 8:29	16-13
12/16/01	at BUF+	23-yd FG	8-75; 3:18	12-9
10/14/01	vs. SD+	44-yd FG	6-51; 2:59	29-26
12/17/00	at BUF	24-yd FG	14-83; 5:56	13-10
11/05/00	vs. BUF	32-yd FG	6-52-2:50	L, 13-16

*playoffs

+NE scored on its first possession in overtime

O.T. IS THE PLACE TO BE

The Patriots have won seven straight overtime games and own the longest current overtime winning streak in the NFL. The streak also includes New England's 16-13 "Snow Game" win over Oakland in the 2001 Divisional Playoffs (01/19/02). The seven-game streak is tied for the longest streak in NFL history, including the playoffs (see below).

MOST CONSECUTIVE OVERTIME VICTORIES

Wins	Team	Dates
7*	New England	2000-present
7	Denver	1978-1985
6	Washington	1976-1987
6	Pittsburgh	1994-1997
5	Many Times	

*Includes one playoff game

BEAST OF THE EAST

The Patriots are 11-3 in their last 14 games against the AFC East. New England has the best record among AFC East teams in division games since the beginning of the 2001 season (12-5). The New York Jets are second with a 10-7 record. Miami has gone 9-8 in the division since 2001 and Buffalo has a 4-13 record (see below).

Team	Division W-L Since 2001	Team	Division W-L Since 2001
Patriots	12-5	Miami	9-8
New York Jets	10-7	Buffalo	4-13

DEFENSIVE SCORING

The Patriots are tied for the NFL lead with four defensive touchdowns in 2003. Baltimore, Tampa Bay and Tennessee also have recorded four defensive scores. Three of the Patriots' defensive scores have come off of interceptions returned for a touchdown, a category in which New England is tied for the NFL lead with the Titans, Buccaneers and Chiefs. The Patriots have won all four of their games in which they have scored a defensive touchdown this season. The Patriots are 10-2 in their last 12 games in which they have scored a defensive touchdown, dating back to the 1999 season. This year's defensive scores are listed below.

2003 PATRIOTS DEFENSIVE TOUCHDOWNS

Date	Opp.	Player	Scoring Play	Result
10/12/03	NYG	Matt Chatham	38-yd. fumble rec.	W, 17-6
10/05/03	TEN	Ty Law	65-yd. INT return	W, 38-30
09/21/03	NYJ	Asante Samuel	55-yd. INT return	W, 23-16
09/14/03	at PHI	Tedy Bruschi	18-yd. INT return	W, 31-10

TEDY BRUSCHI: FULL TILT, FULL TIME

TEDY BRUSCHI has returned each of his last three interceptions for touchdowns, becoming the first player in team history to return three consecutive interceptions for touchdowns. Bruschi's three touchdowns came in a span of five games in which he played. Bruschi ranks second on the Patriots all-time list with three career picks brought back for touchdowns.




Teammate Ty Law holds the club record with six interceptions returned to the end zone. Bruschi's last three interception returns are listed below.

TEDY BRUSCHI'S CAREER INT RETURNED FOR TD

Date	Opponent	Length	Quarterback	Result
09/14/03	Philadelphia	18 yds	Donovan McNabb	W, 31-10
11/28/02	Detroit	27 yds	Joey Harrington	W, 20-12
11/17/02	Oakland	48 yds	Rich Gannon	L, 20-27

LAW AND ORDER

TY LAW ranks second in Patriots history with 31 career interceptions. Raymond Clayborn leads all Patriot defenders with 36 interceptions (see below). Law passed the trio of Ron Hall, Roland James and Fred Marion with his 30th career interception against Tennessee on Oct. 5. Law became just the second Patriot to record 30 career interceptions.



PATRIOTS ALL-TIME INTERCEPTIONS LIST

Rk	Player	Int.	Yards	Avg	Lg	TD
1	Raymond Clayborn	36	555	15.4	85	1
2	Ty Law	31	503	16.2	65t	6
3	Ron Hall	29	476	16.4	87	1
	Roland James	29	383	13.2	46	0
	Fred Marion	29	457	15.8	83	1

TOUCHDOWN TY

TY LAW is the Patriots' all-time leader in interceptions returned for a touchdown. He returned his sixth career pick for a score against Tennessee on Oct. 5. Including his 47-yard return for a touchdown in Super Bowl XXXVI, Law has seven touchdown returns. Below is a list of Law's interception returned for touchdowns. The Patriots are 6-1 in games when Law has scored a touchdown.

TY LAW'S CAREER INTERCEPTIONS RETURNED FOR TD

Date	Opponent	Length	Quarterback	Result
10/06/03	Tennessee	65 yds	Steve McNair	W, 38-30
02/03/01	St. Louis*	47 yds	Kurt Warner	W, 20-17
01/06/01	Carolina	46 yds	Chris Weinke	W, 38-6
09/30/01	Indianapolis	23 yds	Peyton Manning	W, 44-13
10/17/99	Miami	27 yds	Damon Huard	L, 30-31
09/13/98	Indianapolis	59 yds	Peyton Manning	W, 29-6
12/08/96	N.Y. Jets	38 yds	Glenn Foley	W, 24-10

*-Super Bowl XXXVI

WILSON AND SAMUEL: GOOD PICKS

Rookie defensive backs EUGENE WILSON and ASANTE SAMUEL have combined for five interceptions this season. Wilson leads all NFL rookies with three interceptions, while Samuel is tied for second among NFL rookies with two picks. Below are the 2003 NFL rookie interception leaders.

2003 NFL ROOKIE INTERCEPTION LEADERS

Player	Team	INT	Yds	Avg.	Lg	TD
Eugene Wilson	NE	3	8	2.7	6	0
Asante Samuel	NE	2	55	27.5	55t	1
Charles Tillman	CHI	2	27	13.5	32	0
Nick Barnett	GB	2	21	10.5	14	0
Terrence Kiel	SD	2	15	7.5	15	0
Ricky Manning	CAR	2	6	3.0	4	0



PATRIOTS NEWS AND NOTES

BELICHICK'S PATRIOTS RENAISSANCE

Patriots Head Coach Bill Belichick was facing one of the biggest challenges of his coaching career on Oct. 14, 2001. Going into a game against the San Diego Chargers at Foxboro Stadium, the coach was faced with a 1-3 record, a young quarterback and a team that few people expected would eventually hoist the Lombardi Trophy less than four months later. The Patriots rebounded from a 10-point deficit and won that day, topping San Diego 29-26 in overtime and igniting a run that took New England to the top of the NFL world in winning Super Bowl XXXVI. The victory also started a run that has seen Belichick compile the second best record of any NFL head coach since Week Four of the 2001 season, leading his team to wins in 29 of its last 40 games. The remarkable run includes postseason play, where Belichick and the Patriots own a perfect 3-0 record.

NFL COACHES RECORDS SINCE WEEK FOUR, 2001

Coach	Team	W	L	T	Pct.
Bill Parcells	DAL	7	2	0	.778
Bill Belichick	NE	29	11	0	.725
Andy Reid	PHI	30	12	0	.714
Mike Sherman	GB	26	14	0	.650
Jeff Fisher	TEN	26	14	0	.650
Jon Gruden	TB/OAK	27	15	0	.643
Bill Cowher	PIT	26	15	1	.631
Mike Martz	STL	25	15	0	.625
Tony Dungy	TB/IND	24	16	0	.600
Dick Vermeil	KC	22	15	0	.595
Dave Wannstedt	MIA	22	16	0	.579
Steve Mariucci	SF/DET	23	17	0	.575
John Fox	CAR	14	11	0	.560
Mike Holmgren	SEA	20	17	0	.541
Bill Callahan	OAK	15	13	0	.536
Herman Edwards	NYJ	21	19	0	.525
Mike Shanahan	DEN	19	18	0	.514
Brian Billick	BAL	20	19	0	.513
Marty Schottenheimer	WAS/SD	18	19	0	.486

TURNING OVER WINS

The Patriots are 6-0 this season when they record a positive or even turnover ratio, and are 1-2 when they have a negative turnover ratio. Since the beginning of the 2001 season, the Patriots are 17-2 when they record a positive turnover differential. New England notched a +5 turnover differential in its Week Six win over the New York Giants. It was their greatest turnover advantage since they also came out ahead by five turnovers in a 27-17 win over Buffalo (12/08/02). New England is tied for second in the AFC with a +7 turnover differential this season.

STINGY ON THIRD DOWN

The Patriots rank third in the NFL in allowing their opponents just 38 conversions in 124 third-down opportunities (30.6 percent). In 2002, the Patriots allowed their opponents to convert on third down 43 percent of the time. So far this season, the Patriots have held their opponents to less than a 30 percent third-down conversion rate on five separate occasions and have won four of the five games, including a 30-26 win over Denver on Monday Night Football in Week Nine. Over a three-game span from Weeks Two through Four, the Patriots allowed their opponents just seven conversions in 38 tries (18.4 percent).

HOLDING OPPONENT TO UNDER 30% ON THIRD DOWN

Date	Opponent	Made/Att	Pct.	W/L
09/14/03	at Philadelphia	3/14	21%	W
09/21/03	N.Y. Jets	1/13	8%	W
09/28/03	at Washington	3/11	27%	L
10/26/03	Cleveland	3/14	21%	W
11/03/03	at Denver	4/14	29%	W

2003 PATRIOTS AWARD WINNERS

LB Teddy Bruschi	AFC Defensive Player of the Week (Wk. 2)
CB Asante Samuel	Pepsi NFL Rookie of the Week (Wk. 3) Players Inc. Rookie of the Week (Wk. 3)
DL Richard Seymour	AFC Sp. Teams Player of the Week (Wk. 7)
TE Daniel Graham	AFC Offensive Player of the Week (Wk. 8)
QB Tom Brady	AFC Offensive Player of the Week (Wk. 9) FedEx Air Player of the Week (Wk. 9) MNF Snickers Hungriest Player (Wk. 9)

CHANGING LEAVES AND CHANGING FORTUNES

New England is always a nice place to be in the month of October, and this year the Patriots shared that sentiment. Although the leaves changed, the Patriots stayed on the winning track, winning all four of their games in the month. New England was undefeated in October for the first time since 1978 and for just the second time in team history. The Patriots will try to continue copying the success of the 1978 team, which followed its undefeated October by going 3-1 in November. Last month was the Patriots' first undefeated month since December, 2001, when New England won all four games en route to its Super Bowl XXXVI victory. Three of the Patriots' October wins came in front of the Gillette Stadium faithful, as New England won three home games in the same month for the first time since October of 1988. The Patriots' October success is a refreshing turnaround from the frightful experience last year, when New England was 0-3 in October.

DRAFT=CLASS

The Patriots' 2003 draftees have been hailed as the best crop in the NFL, and in looking at the draft class from top to bottom, it's hard to disagree with that perception. New England's top six picks have all started at least one game, and each has made a noticeable contribution to the Patriots' success. Below is a player-by-player breakdown of the 2003 draft class, listed by round.

1 Ty Warren, DT — Started four games, while playing in all nine contests ... Has been a contributor to a solid defensive line that has helped the Patriots rank seventh in the NFL in stopping the run ... Has made 23 tackles, including a sack.

2a Eugene Wilson, DB — Has started eight of nine games at free safety ... Leads all NFL rookies with three interceptions ... Ranks sixth on the team with 35 tackles and has batted away seven passes.

2b Bethel Johnson, WR/KR — Serves as New England's primary kickoff returner and has started two of nine games at wide receiver ... Has broken off three kick returns of 50 yards or more, including a 71-yarder against Tennessee (10/5) ... Has caught 7 passes for 112 yards.

4a Dan Klecko, DL — Has proven to be a valuable versatile presence in all phases of the game ... Has made 11 tackles, including 1.5 sacks while playing nose tackle, defensive end and outside linebacker ... Has lined up as a fullback on occasion, tallying two carries and blocking on three of the team's five touchdown runs.

4b Asante Samuel, CB — Has taken on a role as the Patriots' nickel back ... Tied for second among NFL rookies with two interceptions ... Named AFC Rookie of the Week after returning an interception 55 yards for a touchdown against the New York Jets (09/21/03) ... Has made 18 tackles and batted seven passes.

5 Dan Koppen, C — Has started eight of nine games at center and has been a valuable part of an effective offensive line ... Has helped New England average just one sack allowed over the past four weeks ... Part of an improved running game that has broken the 100-yard barrier five times in 2003.

6 Kliff Kingsbury, QB — Placed on injured reserve during training camp.

7a Spencer Nead, TE — Released by New England, but has played in six games for St. Louis.

7b Tully Banta-Cain — Has played in three games after spending time on Reserve/PUP, and has registered four special teams tackles and a defensive stop.


7c Ethan Kelley, DT — Patriots practice squad.



OFFENSE NEWS AND NOTES

TROY BROWN'S RECORD RUN

TROY BROWN has grabbed over 300 receptions since the beginning of the 2000 season, adding to his record run. Brown's 308 catches over a span of three-plus seasons is the most productive stretch by any receiver in Patriots history. Tight end Ben Coates ranks second with a total of 279 catches in a similar time span from (1994-97).



Player	Catches, Year	Catches, Year	Catches, Year	Catches, Year	Total
Troy Brown	83, 2000	101, 2001	97, 2002	27, 2003*	308
Ben Coates	96, 1994	84, 1995	62, 1996	37, 1997*	279

*-Through nine games

PATRIOTS ALL-TIME LISTS

TROY BROWN ranks third in Patriots history with 445 receptions in his career. He also ranks fourth in franchise history with 5,202 career receiving yards. Brown needs 45 more catches to pass Ben Coates for second place on the all-time receptions list.

PATRIOTS ALL-TIME RECEIVING LEADERS (BY CATCHES)

Rk	Player, Pos.	No	Yds	Avg.	Lg	TD
1	Stanley Morgan, WR	534	10,352	19.4	76t	67
2	Ben Coates, TE	490	5,471	11.2	84t	50
3	Troy Brown, WR	445	5,202	11.7	82t	22
4	Irving Fryar, WR	363	5,726	15.8	80t	38

PATRIOTS ALL-TIME RECEIVING LEADERS (BY YARDS)

Rk	Name	No	Yds	Avg	Lg	TD
1	Stanley Morgan	534	10,352	19.4	76t	67
2	Irving Fryar	363	5,726	15.8	80t	38
3	Ben Coates	490	5,471	11.2	84t	50
4	Troy Brown	445	5,202	11.7	82t	22
5	Jim Colclough	283	5,001	17.7	78t	39
6	Terry Glenn	329	4,669	14.2	86t	22

RUNNING MEN

The Patriots have run for over 100 yards as a team in five out of their nine games this season. The five games of over 100 yards equals their 2002 total. Last year, the Patriots ran for over 100 yards in five of their 16 games. In Week Five against Tennessee (10/05/03), the Patriots barreled for 161 yards, their highest rushing output since they ran for 163 yards against the Jets (09/15/02).

PATRIOTS 100-YARD RUSHING GAMES

Date	Opponent	Att.	Yds.	Avg.
09/07	at Buffalo	21	105	5.0
09/21	New York Jets	36	147	4.1
09/28	at Washington	30	106	3.5
10/05	Tennessee	27	161	6.0
10/12	New York Giants	31	129	4.2

TRIPLE THREAT


Patriots running backs KEVIN FAULK, ANTOWAIN SMITH and MICHAEL CLOUD have combined to rush for 808 yards on 206 carries with four touchdowns. Between them, the trio is averaging 3.9 yards per carry, and is making a bid to lead the Patriots to their first season averaging 40 yards or more per carry since the 1985 season. The play of the three backs combined with consistent offensive line play has made the Patriots rushing attack a significant weapon in 2003. Below are the statistics for the Patriots' three running backs this season.

PATRIOTS RUNNING BACKS IN 2003

Player	GP/GS	Att.	Yds.	Avg.	TD
Kevin Faulk	8/5	104	417	4.0	0
Antowain Smith	7/3	81	287	3.5	1
Michael Cloud	3/1	21	104	5.0	3
Totals	18/9	206	808	3.9	4
16-game projection		366	1,436	3.9	7

TAKING AIM

ADAM VINATIERI is the most accurate kicker in franchise history and is the seventh most accurate kicker in NFL history. He has recorded an 81.1 percent conversion rate (202/249) over his eight-year career. So far this season, Vinatieri has hit 75.0 percent of his kicks (15/20). In 2002, Vinatieri led the NFL with a 90.0 percent field goal conversion rate (27/30).



NFL ALL-TIME MOST ACCURATE KICKERS

	TEAM	PCT.	FGM/FGA
1	Mike Vanderjagt	Colts	87.0 161/185
2t	John Carney	Saints	82.1 334/407
2t	Matt Stover	Ravens	82.1 308/375
4	Olindo Mare	Dolphins	82.0 169/206
5	Jason Hanson	Lions	81.9 280/342
6	Ryan Longwell	Packers	81.7 170/208
7	Adam Vinatieri	Patriots	81.1 202/249
8	Mike Hollis	Giants	80.0 200/250
9	Martin Gramatica	Buccaneers	79.6 117/147

SCORING MACHINE

ADAM VINATIERI is the second leading scorer in Patriots history, totaling 869 points in his eighth year with the club. Vinatieri made the team as a rookie free agent in 1996 and has scored 100 points or more in each of his seven seasons, joining Jason Elam of the Denver Broncos as the only two kickers in NFL history to accomplish the feat. Vinatieri has kicked the most field goals in Patriots history, having tallied 202 successful boots in a Patriots uniform.

LEADING SCORERS IN PATRIOTS HISTORY

#	SCORING	TD	PAT/PATA	2-Pt	FG /FGA	TP
1	Gino Cappelletti	42	346/ 358	2	176/ 334	1,130
2	Adam Vinatieri	0	261/ 266	1	202/ 249	869
3	John Smith	0	308/ 323	0	128/ 191	692
4	Tony Franklin	0	163/ 166	0	93/ 125	442
5	Stanley Morgan	68	0/ 0	0	0/ 0	408

CHRISTIAN SCORIA

CHRISTIAN FAURIA grabbed two touchdown passes from Tom Brady in Week Two against Philadelphia, giving him nine touchdown catches since joining the Patriots before the 2002 season. In his career prior to joining the Patriots, Fauria had caught a total of seven touchdown passes in seven seasons. In 2002, Fauria tied Bubba Franks and Tony Gonzalez for the most touchdowns by a tight end in the NFL. Last season, Fauria led the NFL by scoring one touchdown every 3.9 receptions. Listed below are the Patriots touchdown leaders since the beginning of 2002.

PATRIOTS TOUCHDOWN LEADERS SINCE 2002

Player	(Ru-Rec-Ret)	Total TDs
Christian Fauria	(0-9-0)	9
Antowain Smith	(7-2-0)	9
Kevin Faulk	(2-3-2)	7
David Patten	(0-5-0)	5
Troy Brown	(0-5-0)	5

Legend: Ru-Rushing touchdown; Rec-Receiving touchdown; Ret-Touchdown via return

THIRD QUARTER QUALITY


The third quarter has been the Patriots' most productive segment of the game so far this season. New England has netted 65 third-quarter points, showing their offensive prowess coming out of the locker room after halftime. In contrast, the Patriots have allowed their opponents just 30 third-quarter points this season.



QB TOM BRADY NEWS AND NOTES

RECORDING SUCCESS

TOM BRADY has quarterbacked the Patriots to victories in 27 of his 39 regular-season starts during his career, compiling a .692 winning percentage, the highest of any current starting quarterback in the NFL with at least 20 starts. Including the playoffs, he is 30-12 as a starter. Including preseason, regular-season and postseason games, he is 37-13.



ACTIVE QUARTERBACKS WINNING PERCENTAGE

Quarterback, Team(s)	W	L	Pct.
Kurt Warner, STL*	35	15	.700
Tom Brady, NE	27	12	.692
Jay Fiedler, JAX/MIA*	33	15	.688
Brett Favre, ATL/GB	119	63	.654
Donovan McNabb, PHI	37	20	.649
Steve McNair, TEN	66	38	.635
Brad Johnson, MIN/WAS/TB	55	33	.625

*-Did not start last week

HE RATE ME

TOM BRADY has earned three passer ratings over 100.0 this season and has done so 12 times in his career. Brady earned a 115.2 rating in a 19-13 overtime win at Miami (10/19/03) and also broke the 100.0 mark with ratings of 108.0 at Denver (11/03/03) and 105.8 at Philadelphia (09/14/03). In 2002, he recorded six ratings of over 100.0, including three against AFC East opponents. All of Brady's 12 career 100.0-plus ratings have come in Patriots victories (see below). Brady also owns three of the top five ratings in Patriots history.

TOM BRADY'S GAMES WITH PASSER RATING OVER 100.0

Date	Opp.	Att	Cmp	Yds	Pct.	TD	I	Rating	W/L
10/21/01	at IND	20	16	202	.800	3	0	148.3	W
11/03/02	at BUF	26	22	265	.846	3	0	147.6	W
11/25/01	NO	26	19	258	.731	4	0	143.9	W
11/04/01	at ATL	31	21	250	.677	3	0	124.4	W
10/19/03	at MIA	34	24	283	.706	2	0	115.2	W
11/24/02	MIN	34	21	239	.617	3	0	112.3	W
09/22/02	KC	54	39	410	.722	4	1	110.9	W
09/09/02	PIT	43	29	294	.674	3	0	110.0	W
11/03/03	at DEN	35	20	350	.571	3	1	108.0	W
09/14/03	at PHI	44	30	255	.682	3	0	105.8	W
12/08/02	BUF	27	15	183	.556	2	0	101.3	W
09/15/02	at NYJ	35	25	269	.714	2	1	100.8	W

CAREER NUMBERS

TOM BRADY ranks sixth among Patriots' all-time leading passers, and is the franchise's all-time leader in completion percentage. Brady passed Jim Plunkett for fifth place on the Patriots all-time completions list in the game against Tennessee (10/05/03).

ALL-TIME PATRIOTS PASSING LEADERS

Rk.	Name	Att	Cmp	Yards	Pct.	TD	Int
1.	Drew Bledsoe	4,518	2,544	29,657	56.3	166	138
2.	Steve Grogan	3,593	1,879	26,886	52.3	182	208
3.	Babe Parilli	2,412	1,140	16,747	47.3	132	138
4.	Tony Eason	1,500	876	10,732	58.4	60	48
5.	Jim Plunkett	1,503	729	9,932	48.5	62	87
6.	TOM BRADY	1,306	811	8,684	62.1	57	34
7.	Hugh Millen	612	370	4,276	60.5	17	28

SPREADING THE FIELD

TOM BRADY has continued his tradition of utilizing all of the weapons at his disposal. Through nine games, the New England signal caller has completed a pass to an average of 7.1 receivers per game. Last season, Brady completed a pass to seven or more receivers in 13 of 16 games. So far this year, he's used seven or more receivers five times.

OVERDRIVE IN OVERTIME

TOM BRADY owns a career record of 6-0 in overtime, including the postseason. Brady is the all-time NFL leader in overtime wins without a defeat. Brady and former Steelers signal caller Terry Bradshaw are the only two NFL quarterbacks to be undefeated in overtime (minimum of five games). The top six quarterbacks in overtime are listed below.

BEST CAREER OVERTIME RECORD (Min: 5 Games)

	W- L	Pct.	Yrs in NFL
Tom Brady	6-0	1.000	4
Terry Bradshaw	5-0	1.000	14
Ken Stabler	6-1	.857	15
Jake Plummer	4-1	.800	7
Jim Kelly	6-2	.750	11
Ken O'Brien	4-1-1	.750	10

Regular and postseason games combined.

SCORING IN BRADY BUNCHES

TOM BRADY ranks sixth in the NFL in touchdown passes thrown since the beginning of the 2002 regular season. Brady has thrown 39 touchdown passes, placing him fifth behind Peyton Manning (45 touchdowns), Brett Favre (44), Trent Green (40) and Aaron Brooks (40). Brady led the NFL with 28 touchdown passes in 2002. Below is a list of touchdown leaders since the beginning of last season.

TOUCHDOWN PASSES SINCE 2002

Quarterback, Team	TDs	Quarterback, Team	TDs
Peyton Manning, IND	45	Tom Brady, NE	39
Brett Favre, GB	44	Steve McNair, TEN	37
Aaron Brooks, NO	40	Rich Gannon, OAK	31
Trent Green, KC	40	Drew Bledsoe, BUF	31
Brad Johnson, TB	40	Jeff Garcia, SF	29

COMEBACK KID

TOM BRADY has engineered 10 comebacks in the fourth quarter or overtime in his career, including rebounding from a 26-23 deficit with 2:51 left in Week Nine at Denver. In that game, Brady completed four of five passes for 58 yards on the game-winning drive. In 2002, Brady led three comebacks from a tie or deficit, including a dramatic 27-24 overtime win over Miami in the season finale. Brady's comeback record includes his dramatic performance to lead the Patriots to victory in Super Bowl XXXVI and his memorable performance in the snow against the Oakland Raiders in the 2001 Divisional Playoffs.

TOM BRADY'S CAREER COMEBACKS

Date	Opp.	Time Remaining	Score	In Reg.	Att	Cmp	Yds	TD	Int	Final
11/3/03	at DEN	23-26	2:51	4	5	58	1	0	0	30-26
10/5/03	TEN	24-27	4:40	1	1	15	0	0	0	38-30
12/29/02	MIA	13-24	4:59	13	8	69	1	0	0	27-24 ot
11/10/02	at CHI	19-30	5:16	14	9	116	2	0	0	33-30
09/22/02	KC	38-38	0:00	5	4	46	0	0	0	41-38 ot
02/03/02	STL**	17-17	1:21	8	5	53	0	0	0	20-17
01/19/02	OAK*	3-13	15:00	27	20	138	0	0	0	16-13 ot
12/16/01	at BUF	6-9	5:57	13	9	116	0	0	0	12-9 ot
12/02/01	at NYJ	14-16	15:00	7	6	56	0	0	0	17-16
10/14/01	SD	16-26	8:48	18	13	130	1	0	0	29-26 ot

* Divisional Playoffs ** Super Bowl XXXVI

ON TARGET

TOM BRADY ranks as the most efficient quarterback in Patriots history with a 62.1 percent career completion rate (1306-811). In 2001, Brady established a Patriots single-season franchise record of 63.9. He finished the 2002 season with a 62.1 percent completion rate, the second-highest in Patriots history.

PATRIOTS COMPLETION PERCENTAGE LIST (Min. 500 Att.)

Rk	Quarterback	Att	Cmp	Cmp %
1.	Tom Brady	1,306	811	62.1
2.	Hugh Millen	612	370	60.5
3.	Tony Eason	1,500	876	58.4



CHECK YOUR LOCAL LISTINGS

WBCN PATRIOTS ROCK RADIO NETWORK

For the ninth consecutive season, WBCN is proud to be the flagship station for the Patriots Rock Radio Network. Every Patriots game can be heard on WBCN (104.1 FM) and its network of 32 stations throughout all six New England states. Longtime broadcast tandem Gil Santos and Gino Cappelletti will call all of the action in static-free stereo sound.



FLAGSHIP STATION
WBCN
Boston ★ 104.1 FM



MASSACHUSETTS

WAHL Athol 99.9 FM
WXTK Cape Cod 95.1 FM
WSAR Fall River 1480 AM
WKKB New Bedford 100.3 FM
WEB Pittsfield 1420 AM
WBEC Pittsfield 1420 AM
WAQY Springfield 102.1 FM
WWFX Worcester 100.1 FM

MAINE

WEBB Augusta 98.5 FM
WTUL Augusta 1400 AM
WNSX Bangor 97.7 FM
WCRQ Calais 102.9 FM
WBLM Portland 102.9 FM
WOZI Presque Isle 101.9 FM

CONNECTICUT

WCCC Hartford 106.9 FM
WMOS New London 104.7 FM
WINY Putnam 1350 AM

NEW HAMPSHIRE

WTSL Hanover 1400 AM
WZBK Keene 1220 AM
WBHG Laconia 101.5 FM
WVRR Lebanon 101.7 FM
WGIR Manchester 610 AM
WSAK Portsmouth 102.1 FM
WXKL Concord 1450 AM

RHODE ISLAND

WSKO Providence 790 AM
WSKO Providence 99.7 FM

VERMONT

WKVT Brattleboro 92.7 FM
WCPV Burlington 101.3 FM
WMXR Claremont 93.9 FM
WMOO Derby 92.1 FM
WEXP Rutland 101.5 FM
WDEV Waterbury 960 AM

PATRIOTS ALL ACCESS ON WCVB CH.5

Patriots All Access, an Emmy Award-winning one-hour magazine show, airs weekly throughout the season on WCVB-TV Channel 5 in Boston. Indicative of its name, Patriots All Access provides viewers exclusive, behind-the-scenes access and weekly in-depth features. WCVB's Mike Lynch hosts the program and is joined by Head Coach Bill Belichick for a weekly chalk talk and also by a Patriots player of the week.

WCVB-TV Channel 5

Patriots All Access..... Every Saturday at 11:00 a.m. and 7:00 p.m.

PATRIOTS FOOTBALL WEEKLY ON WB56

Join the editorial staff of Patriots Football Weekly for a half-hour Patriots extravaganza every Saturday night on WLVI-TV (WB56). The ultimate studio sports show for the ultimate Patriots fan is patterned like the official team newspaper, aiming to be confrontational and opinionated as the reporters dish about what's ahead for the team, give opponent analysis and offer insider information they've learned from working in the trenches at Gillette Stadium.

WLVI-TV Channel 56

Patriots Football Weekly Every Saturday at 11:00 p.m.

PATRIOTS.COM

The official Web site of the New England Patriots offers fans an exciting lineup of daily features and is one of the most advanced and exciting Web sites in all of sports. **Patriots Video News** is a streaming video show broadcast daily on Patriots.com, giving Patriots fans interviews and analysis that picks up where the newspapers and TV reports leave off. **Patriots.com Radio** features six hours of original daily programming beginning at noon ET, and allows fans to interact with hosts and guests via phone and email. Besides these features, the site offers daily news updates, press releases, live coverage of all press conferences and much more.

RATINGS SUCCESS

The Patriots have consistently been at or near the top spot in the weekly television ratings for the 2.1 million homes in the Boston TV market.

2003 RATINGS (BOSTON TV MARKET)

Date	Opponent	Rating/ Share	Network	Result
Thurs., Aug. 7	N.Y. Giants*	12.4 / 22	ESPN	W 26-6
Sat., Aug. 16	at Washington*	10.1 / 21	WCVB	W 20-13
Fri., Aug. 22	at Philadelphia*	9.8 / 18	WCVB	W 24-12
Wed., Aug. 27	Chicago*	9.9 / 18	WCVB	W 38-23
Sun., Sept. 7	at Buffalo	20.0 / 46	CBS	L 0-31
Sun., Sept. 14	at Philadelphia	26.6 / 48	CBS	W 31-10
Sun., Sept. 21	N.Y. Jets	23.1 / 51	CBS	W 23-16
Sun., Sept. 28	at Washington	22.4 / 49	CBS	L 17-20
Sun., Oct. 5	Tennessee	14.5 / 29	CBS	W 38-30
Sun., Oct. 12	N.Y. Giants	25.1 / 54	FOX	W 17-6
Sun., Oct. 19	at Miami	24.6 / 51	CBS	W 19-13
Sun., Oct. 26	Cleveland	24.2 / 53	CBS	W 9-3
Mon., Nov. 3	at Denver	23.0 / 40	ABC	W 30-26
Sun., Nov. 9	BYE WEEK			
Sun., Nov. 16	Dallas	8:30	ESPN	
Sun., Nov. 23	at Houston	1:00	CBS	
Sun., Nov. 30	at Indianapolis	1:00	CBS	
Sun., Dec. 7	Miami	4:15	CBS	
Sun., Dec. 14	Jacksonville	1:00	CBS	
Sat., Dec. 20	at N.Y. Jets	8:30	ESPN	
Sat., Dec. 27	Buffalo	1:30	CBS	

*-Preseason

RATINGS HISTORY

Season	Rating / Share
2003 Regular Season Average	22.6 / 46.1
2002 Regular Season Average	28.5 / 52.9
2001 Regular Season Average	24.7 / 48.3
2001 Postseason Average	47.4 / 72.7
2000 Regular Season Average	20.3 / 43.7

Note: Each ratings point represents one percent of the 2.1 million homes in the Boston TV market.

PATRIOTS MONDAY ON WEEI

Sports Radio 850 WEEI has the exclusive rights to broadcast "Patriots Monday" from Gillette Stadium every week during the season. The daylong programming lineup offers fans unique access from Head Coach Bill Belichick and quarterback Tom Brady along with appearances by Troy Brown and Richard Seymour, among other star players. The programming lineup is listed below.

Time (Mondays)	Show	Guest(s)
6:00 – 10:00 a.m.	Dennis and Callahan	Tom Brady
10:00 a.m. – 2:00 p.m.	Dale and Neumy	Troy Brown, Richard Seymour and Stars of the Week
2:00 – 6:00 p.m.	The Big Show	Coach Belichick

PATRIOTS FIFTH QUARTER ON WBZ 4 AND UPN 38

For the first time in franchise history, each of the team's postgame press conferences will be broadcast live, in their entirety on "The Fifth Quarter." WBZ-TV 4, the television flagship station of the Patriots, and its sister station, WSBK-TV/UPN 38, will broadcast all 16 regular season postgame press conferences with observations by Head Coach Bill Belichick, quarterback Tom Brady and star players of the game. WBZ-TV 4 Sports Director Bob Lobel, along with former Patriots players Steve DeOssie and Scott Zolak, will provide analysis and commentary, giving Patriots fans unique perspectives on each game. WSBK will televise 10 "Fifth Quarter" shows, while WBZ will air six shows.

Date, Opponent	Station
11/16, vs. Dallas.....	WBZ





2003 TRANSACTIONS

1/6 Ken Kocher Signed
Brandon Gorin Signed
Dyshod Carter Signed (Allocated to NFLE)
Scott McCready Signed (Allocated to NFLE)
T.C. Taylor Signed (Allocated to NFLE)
Courtney Ledyard Signed (Allocated to NFLE)
Shane Stafford Signed (Allocated to NFLE)
1/9 Michael Malan Signed (Allocated to NFLE)
1/17 Rodney Trafford Signed (Allocated to NFLE)
1/28 John Hufnagel Named quarterbacks coach

2/28 Lonie Paxton Re-signed

3/6 Fred Baxter Re-signed
Greg Randall Traded (HOU)

3/11 Roosevelt Colvin Signed
Tyrone Poole Signed

3/12 Rodney Harrison Signed
Chris Akins Signed

3/24 Fred McCrary Signed
Maugaula Tuitele Re-signed

4/8 Tom Ashworth Re-signed
4/14 Tebucky Jones Traded (N.O.)
4/23 Daniel Pope Signed
4/26 Ty Warren Drafted
Eugene Wilson Drafted
Bethel Johnson Drafted
4/27 Dan Klecko Drafted
Asante Samuel Drafted
Dan Koppen Drafted
Kliff Kingsbury Drafted
Spencer Nead Drafted
Tully Banta-Cain Drafted
Ethan Kelley Drafted

5/2 Kyle Croskey, Jasen Esposito, Chas Gessner,
Michael Hayes, Ricklan Holmes, Jason Hunt, Chad Lee,
Chris Massey, Shawn Mayer, Rob Milanese, Buck
Rasmussen, Walter Sampson, Dan Stricker, Kerry
Watkins and Matt Word
..... Signed as rookie free agents

5/5 Derek Watson Signed
Michael Hayes Released
Chris Massey Released

5/9 Scott Farley Signed
Aric Morris Signed

5/15 Dave Petruziello Signed
Kyle Croskey Released

5/16 Don Davis Signed
Gene Mruczkowski Signed
Joe Schey Signed

5/22 Dedric Ward Signed
5/27 Walter Sampson Released
5/29 Ricklan Holmes Released
Matt Word Released

6/11 Shane Stafford Released
6/23 Michael Cloud Signed

7/3 Bill Conaty Signed
7/10 T.C. Taylor Released
7/15 Dan Klecko Signed
Asante Samuel Signed
Ethan Kelley Signed

7/16 Rob Milanese Released
Brad Harris Signed
Corey Mitchell Signed

7/21 Ty Warren Signed
Eugene Wilson Signed
Bethel Johnson Signed
Dan Koppen Signed
Kliff Kingsbury Signed
Spencer Nead Signed
Tully Banta-Cain Signed
Dave Petruziello Released
Kerry Watkins Released
Derek Watson Released

7/23 Kerry Watkins Signed
Mike Clare Released
Courtney Ledyard Released
Corey Mitchell Released
Joe Schey Released

7/28 Brenden Stai Signed
Scott Farley Released

7/30 Larry Centers Signed
Jason Hunt Released

8/1 Frank Moreau Signed
Ben Kelly Released
8/2 Scott McCready Released
8/4 Thabiti Davis Signed
8/10 Brenden Stai Retired
8/13 Marques McFadden Claimed off waivers (DAL)
DeVeren Johnson Claimed off waivers (DAL)
Dan Stricker Placed on reserve/injured list

8/15 Marques McFadden Released
8/18 Otis Smith Released
8/19 Corbin Lacina Signed
Ted Washington Acquired via trade (CHI)
DeVeren Johnson Released
Jasen Esposito Released
8/20 Chad Lee Released
Spencer Nead Released
Daniel Pope Released
8/24 Ken Kocher Released
Buck Rasmussen Released
J.R. Redmond Released
Antwoine Womack Released
8/26 Jamil Soriano Acquired via trade (CHI)
Kerry Watkins Released
Bill Conaty Placed on Reserve/Injured
Kliff Kingsbury Placed on Reserve/Injured
Tully Banta-Cain Placed on Reserve/PUP
Chas Gessner Placed on Reserve/PUP
Kenyatta Jones Placed on Reserve/PUP
Stephen Neal Placed on Reserve/PUP
Gene Mruczkowski Placed on Reserve/NFI

8/28 Corbin Lacina, Dyshod Carter, Brad Harris, Michael Malan,
Frank Moreau and Rod Trafford
..... Released

8/31 Thabiti Davis, Russ Hochstein, Ethan Kelley, Matt Knutson,
Shawn Mayer, Leonard Myers, Patrick Pass, Jamil Soriano,
Maugaula Tuitele and Dedric Ward
..... Released
Michael Cloud Placed on Reserve/Susp. by NFL
Bill Conaty Released from Reserve/Injured

9/1 Russ Hochstein Signed to the practice squad
Ethan Kelley Signed to the practice squad
Shawn Mayer Signed to the practice squad
Jamil Soriano Signed to the practice squad

9/2 Lawyer Milloy Released
Tim Provost Signed to the practice squad

9/14 Russ Hochstein Signed from the practice squad
9/17 Jamin Elliott Signed to the practice squad
9/22 Roosevelt Colvin Placed on Reserve/Injured
Mike Compton Placed on Reserve/Injured
Wilbert Brown Claimed off waivers (WAS)
Patrick Pass Signed

9/29 Michael Cloud Granted one-week roster exemption

10/4 Michael Cloud Activated to the 53-man roster
Fred McCrary Released
10/7 Fred McCrary Re-signed
Aric Morris Released

10/13 Dan Stricker Released from Reserve/Injured

10/18 Tully Banta-Cain Activated from Reserve/PUP
Shawn Mayer Signed from the practice squad
Adrian Klemm Placed on Reserve/Injured
Larry Centers Released

10/22 Justin Kurpeikis Signed to the practice squad
10/25 Kenyatta Jones Released from Reserve/PUP

11/5 Justin Kurpeikis Released from the practice squad
11/7 David Patten Placed on Reserve/Injured
Shawn Mayer Released

11/10 Shawn Mayer Signed to the practice squad
Stephen Neal Placed on Reserve/Injured



PATRIOTS 2003 OFFENSIVE STATISTICS

WON 7, LOST 2

09/07 L 0-31	at Buffalo	73,262
09/14 W 31-10	at Philadelphia	67,624
09/21 W 23-16	New York Jets	68,436
09/28 L 17-20	at Washington	83,632
10/05 W 38-30	Tennessee	68,436
10/12 W 17- 6	New York Giants	68,436
10/19 W 19-13 OT	at Miami	73,650
10/26 W 9- 3	Cleveland	68,436
11/03 W 30-26	at Denver	76,203
11/16	Dallas	
11/23	at Houston	
11/30	at Indianapolis	
12/07	Miami	
12/14	Jacksonville	
12/20	at New York Jets	
12/27	Buffalo	

	N.E.	Opp.
TOTAL FIRST DOWNS	160	177
Rushing	49	52
Passing	96	108
Penalty	15	17
3rd Down: Made/Att	40/120	38/124
3rd Down Pct.	33.3	30.6
4th Down: Made/Att	1/6	3/8
4th Down Pct.	16.7	37.5
POSSESSION AVG.	30:25	29:35
TOTAL NET YARDS	2901	2771
Avg. Per Game	322.3	307.9
Total Plays	574	596
Avg. Per Play	5.1	4.6
NET YARDS RUSHING	932	832
Avg. Per Game	103.6	92.4
Total Rushes	260	223
NET YARDS PASSING	1969	1939
Avg. Per Game	218.8	215.4
Sacked/Yards Lost	17/133	21/135
Gross Yards	2102	2074
Att./Completions	297/176	352/188
Completion Pct.	59.3	53.4
Had Intercepted	8	13
PUNTS/AVERAGE	49/38.8	48/42.0
NET PUNTING AVG.	49/34.0	48/36.0
PENALTIES/YARDS	78/670	61/510
FUMBLES/BALL LOST	13/5	18/7
TOUCHDOWNS	20	14
Rushing	5	8
Passing	11	4
Returns	4	2

* SCORE BY PERIODS	Q1	Q2	Q3	Q4	OT	PTS			
TEAM	36	26	65	51	6	184			
OPPONENTS	29	57	30	39	0	155			
* SCORING	TD	Ru	Pa	Rt	K	PAT	FG	S	PTS
Vinatieri	0	0	0	0	19/19	15/20	0	64	
Cloud	3	3	0	0			0	18	
Givens	3	0	3	0			0	18	
Branch	2	0	2	0			0	12	
T. Brown	2	0	2	0			0	12	
Fauria	2	0	2	0			0	12	
Brady	1	1	0	0			0	6	
Bruschi	1	0	0	1			0	6	
Centers	1	0	1	0			0	6	
Chatham	1	0	0	1			0	6	
Graham	1	0	1	0			0	6	
Law	1	0	0	1			0	6	
Samuel	1	0	0	1			0	6	
Smith	1	1	0	0			0	6	
TEAM	20	5	11	4	19/19	15/20	0	184	
OPPONENTS	14	8	4	2	13/13	18/26	1	155	
2-Pt. Conversions: TEAM 0-0, OPPONENTS 1-1									
SACKS: Vrabel 4.0, Seymour 3.5, McGinest 3.0,									
Colvin 2.0, Chatham 1.5, Green 1.5,									
Klecko 1.5, Bruschi 1.0, Pleasant 1.0,									
Warren 1.0, Washington 1.0, TEAM 21.0, OPPONE									

* RUSHING	No.	Yds	Avg	Long	TD
Faulk	104	417	4.0	23	0
Smith	81	287	3.5	19	1
Cloud	21	104	5.0	42	3
Centers	15	69	4.6	13	0
T. Brown	6	27	4.5	11	0
Brady	23	17	0.7	5	1
Branch	1	11	11.0	11	0
Klecko	2	5	2.5	5	0
Patten	1	4	4.0	4	0
McCrary	3	3	1.0	4	0
Walter	2	0	0.0	0	0
B. Johnson	1	-12	-12.0	-12	0
TEAM	260	932	3.6	42	5
OPPONENTS	223	832	3.7	23	8

* RECEIVING	No.	Yds	Avg	Long	TD
Branch	29	427	14.7	66t	2
Faulk	28	250	8.9	27	0
T. Brown	27	342	12.7	82t	2
Graham	20	253	12.7	38	1
Fauria	17	192	11.3	28	2
Centers	17	96	5.6	14	1
Givens	11	199	18.1	48	3
Patten	9	140	15.6	42	0
Smith	9	79	8.8	16	0
B. Johnson	7	112	16.0	45	0
McCrary	2	12	6.0	9	0
TEAM	176	2102	11.9	82t	11
OPPONENTS	188	2074	11.0	49	4

* INTERCEPTIONS	No.	Yds	Avg	Long	TD
Wilson	3	8	2.7	6	0
Law	2	65	32.5	65t	1
Samuel	2	55	27.5	55t	1
Poole	2	13	6.5	13	0
Harrison	2	0	0.0	2	0
Morris	1	33	33.0	33	0
Bruschi	1	18	18.0	18t	1
TEAM	13	192	14.8	65t	3
OPPONENTS	8	38	4.8	37t	1

* PUNTING	No.	Yds	Avg	Net	TB	In	Lg	B
Walter	49	1903	38.8	34.0	3	13	52	0
TEAM	49	1903	38.8	34.0	3	13	52	0
OPPONENTS	48	2017	42.0	36.0	3	13	71	0
* PUNT RETURNS	Ret	FC	Yds	Avg	Long	TD		
T. Brown	19	10	194	10.2	23	0		
Branch	4	1	26	6.5	11	0		
Faulk	1	0	6	6.0	6	0		
B. Johnson	1	0	2	2.0	2	0		
TEAM	25	11	228	9.1	23	0		
OPPONENTS	23	7	175	7.6	57t	1		

* KICKOFF RETURNS	No.	Yds	Avg	Long	TD
B. Johnson	22	573	26.0	71	0
Faulk	8	163	20.4	30	0
Pass	6	147	24.5	36	0
Givens	1	20	20.0	20	0
Klecko	1	10	10.0	10	0
TEAM	38	913	24.0	71	0
OPPONENTS	43	881	20.5	42	0
* FIELD GOALS	1-19	20-29	30-39	40-49	50+
Vinatieri	0/ 0	9/ 9	2/ 4	4/ 7	0/0
TEAM	0/ 0	9/ 9	2/ 4	4/ 7	0/0
OPPONENTS	0/ 0	4/ 4	7/ 9	6/12	1/1
Vinatieri: ()	(27G) (24G, 22G, 47G) (23G, 46N) (34N, 39N, 48G) (42N, 28G) (25G, 30G) (27G, 48N, 28G, 38G)				
OPPONENTS: (44G) (57G) (41G, 39G, 30G, 42N) (38G, 29G, 48B) (48G, 43G, 46N, 33G, 37G, 41G) (22G, 47N, 49N, 34G) (23G, 34G, 35B, 35N) (29G) (44N, 43G)					

* PASSING	Att	Cmp	Yds	Cmp%	Yds/Att	TD	TD%	Int	Int%	Long	Sack/Lost	Rating
Brady	289	173	2071	59.9	7.17	11	3.8	8	2.8	82t	17/ 133	83.0
Davey	7	3	31	42.9	4.43	0	0.0	0	0.0	16	0/ 0	56.3
Faulk	1	0	0	0.0	0.00	0	0.0	0	0.0	0	0/ 0	39.6
TEAM	297	176	2102	59.3	7.08	11	3.7	8	2.7	82t	17/ 133	82.1
OPPONENTS	352	188	2074	53.4	5.89	4	1.1	13	3.7	49	21/ 135	59.5



PATRIOTS 2003 DEFENSIVE STATISTICS

Tackle statistics tabulated from coaching grades

DEFENSIVE STATISTICS											SP. TEAMS					FUMBLES - LOST (13-5)				
Name	TT	UT	A	S/	YL	Int/	Yds	PD	FF	FR	TT	UT	A	FF	FR				Own	
Rodney Harrison	81	62	19	-	-	2	0	9	-	1	3	1	2	-	-		No.	Lost	Rec.	O.B.
Roman Phifer	79	54	25	-	-	-	-	2	2	-	0	0	0	-	-	Tom Brady	7	3	2	0
Tedy Bruschi	76	47	29	1.0	9.0	1	18	10	2	-	1	1	0	-	-	Kevin Faulk	2	2	0	0
Richard Seymour	43	26	17	3.5	23.5	-	-	4	-	-	0	0	0	-	-	Troy Brown	2	0	1	1
Ty Law	42	37	5	-	-	2	65	9	-	-	0	0	0	-	-	Lonie Paxton	2	0	0	1
Tyrone Poole	38	35	3	-	-	2	13	11	2	-	0	0	0	-	-	Joe Andruzzi	0	0	1	0
Eugene Wilson	38	31	7	-	-	3	8	7	-	-	1	1	0	-	-	Larry Centers	0	0	1	0
Willie McGinest	37	27	10	3.0	22.0	-	-	-	1	2	0	0	0	-	-	Ken Walter	0	0	1	0
Bobby Hamilton	34	19	15	-	-	-	-	1	-	-	0	0	0	-	-	Totals	13	5	6	2
Mike Vrabel	29	24	5	4.0	29.0	-	-	2	1	-	0	0	0	-	-	BLOCKED KICKS				
Matt Chatham	24	14	10	1.5	10.5	-	-	-	1	1	8	3	5	-	-		XP	FG	P	
Ty Warren	24	13	11	1.0	1.0	-	-	2	-	-	0	0	0	-	-	Dan Klecko	0	1	0	
Asante Samuel	18	18	0	-	-	2	55	7	-	-	2	2	0	-	-	Richard Seymour	0	1	0	
Jarvis Green	13	9	4	1.5	6.5	-	-	-	-	-	0	0	0	-	-	Totals	0	2	0	
Dan Klecko	10	8	2	1.5	7.5	-	-	-	-	-	1	1	0	-	-	MISC. OFFENSIVE STATS				
Ted Washington	8	7	1	1.0	5.0	-	-	-	1	-	0	0	0	-	-		Tkl	Ast	FF	FR
Antwan Harris	8	6	2	-	-	-	-	1	-	-	8	5	3	-	-	Deion Branch	3	0	0	0
Ted Johnson	8	4	4	-	-	-	-	-	-	-	0	0	0	-	-	David Givens	2	0	0	0
Rick Lyle	6	5	1	-	-	-	-	-	-	-	0	0	0	-	-	Matt Light	1	0	0	0
Chris Akins	6	4	2	-	-	-	-	1	-	-	16	8	8	-	-	Larry Centers	1	0	0	0
Rosevelt Colvin	5	5	0	2.0	9.0	-	-	-	-	1	0	0	0	-	-	Totals	7	0	0	0
Larry Izzo	3	3	0	-	-	-	-	1	-	-	20	11	9	-	-					
Anthony Pleasant	2	1	1	1.0	12.0	-	-	-	-	1	0	0	0	-	-					
Don Davis	1	1	0	-	-	-	-	-	-	-	13	5	8	-	-					
Tully Banta-Cain	1	0	1	-	-	-	-	-	-	-	4	3	1	-	-					
Aric Morris	0	0	0	-	-	1	33	1	-	-	8	4	4	-	-					
Patrick Pass	0	0	0	-	-	-	-	-	-	-	5	3	2	-	-					
Je'Rod Cherry	0	0	0	-	-	-	-	-	-	-	4	3	1	-	-					
Fred Baxter	0	0	0	-	-	-	-	-	-	-	4	0	4	-	-					
Shawn Mayer	0	0	0	-	-	-	-	-	-	-	4	0	4	-	-					
Fred McCrary	0	0	0	-	-	-	-	-	-	-	3	2	1	-	-					
David Givens	0	0	0	-	-	-	-	-	-	-	2	2	0	-	-					
Daniel Graham	0	0	0	-	-	-	-	-	-	-	2	1	1	-	-					
Bethel Johnson	0	0	0	-	-	-	-	-	-	-	1	1	0	-	1					
Adam Vinatieri	0	0	0	-	-	-	-	-	-	-	1	0	1	-	-					
Lonie Paxton	0	0	0	-	-	-	-	-	-	-	1	0	1	-	-					
Troy Brown	0	0	0	-	-	-	-	-	-	-	0	0	0	-	1					
Totals	634	460	174	21.0	135.0	13	192	68	10	6	112	57	55	0	2					

LEGEND

TT - Total Tackles

UT - Unassisted Tackles

A - Assists

S/Yds - Sacks/Yards Lost

I/R et. - Interceptions/R eturn Yards

PD - Pass Defensed

FF - Forced Fumbles

FR - Fumbles Recovered

Tack.T.O. - Tackles off Turnovers

O.B. - Out of Bounds



HOW THE PATRIOTS WERE BUILT

<u>YEAR</u>	<u>DRAFTEES (24)</u>	<u>VETERAN FREE AGENTS (22)</u>	<u>WAIVERS (2) / TRADES (1)</u>	<u>ROOKIE AND FIRST-YEAR FREE AGENTS (4)</u>
1993	Troy Brown (8)			
1994	Willie McGinest (1)			
1995	Ty Law (1) Ted Johnson (2)			
1996	Tedy Bruschi (3)			Adam Vinatieri (fa)
1997				
1998				
1999	Damien Woody (1a) Kevin Faulk (2)			
2000	Antwan Harris (6a) Tom Brady (6b) Patrick Pass (7b)	Joe Andruzzi (fa) (G.B.) Bobby Hamilton (fa) (NYJ)	Matt Chatham (fa) (cw-STL)	Lonie Paxton (fa)
2001	Richard Seymour (1) Matt Light (2)	Je'Rod Cherry (2) (PHI) Damon Huard (fa) (MIA) Larry Izzo (fa) (MIA)* Roman Phifer (2) (NYJ) Anthony Pleasant (3) (SF)* Antowain Smith (1) (BUF) Mike Vrabel (3) (PIT)* Ken Walter (fa) (CAR)		Tom Ashworth (fa)
2002	Daniel Graham (1) Deion Branch (2) Rohan Davey (4a) Jarvis Green (4b) David Givens (7b)	Fred Baxter (5) (CHI) Christian Fauria (2) (SEA)* Rick Lyle (fa) (NYJ)*		
2003	Ty Warren (1) Eugene Wilson (2a) Bethel Johnson (2b) Dan Klecko (4a) Asante Samuel (4b) Dan Koppen (5) Tully Banta-Cain (7b)	Chris Akins (7) (CLE)* Michael Cloud (2) (KC)* Don Davis (fa) (STL)* Brandon Gorin (7) Rodney Harrison (5) (SD) Russ Hochstein (5) Fred McCrary (6) (SD) Tyrone Poole (1) (DEN)*	Ted Washington (1) (tr-CHI) Wilbert Brown (fa) (cw-WAS) <u>Reserve/Injured</u> Rosevelt Colvin (4) (CHI)* Mike Compton (3) (DET)* Kliff Kingsbury (6) Adrian Klemm (2) Stephen Neal (fa) David Patten (fa) (CLE) *	<u>Reserve / PUP</u> Chas Gessner (fa-03) <u>Reserve / NFI</u> Gene Mruczkowski (fa-03)

* unrestricted free agent

(#) - indicates round drafted

(fa) - indicates non-drafted free agents



2003 ALPHABETICAL ROSTER

Nov. 10, 2003

#	NAME	POS	HT	WT	BORN	YR	COLLEGE	H.S. HOMETOWN
34	Akins, Chris	S	5-11	200	11/29/76	5	Arkansas Pine-Bluff	Little Rock, Ark.
63	Andruzzi, Joe	G	6-3	312	08/23/75	7	S. Connecticut St.	Staten Island, N.Y.
68	Ashworth, Tom	T	6-6	305	10/10/77	2	Colorado	Englewood, Colo.
48	Banta-Cain, Tully	LB	6-2	250	08/28/80	R	California	Sunnyvale, Calif.
84	Baxter, Fred	TE	6-3	268	06/14/71	11	Auburn	Pike County, Ala.
12	Brady, Tom	QB	6-4	225	08/03/77	4	Michigan	San Mateo, Calif.
83	Branch, Deion	WR	5-9	193	07/18/79	2	Louisville	Albany, Ga.
80	Brown, Troy	WR	5-10	196	07/02/71	11	Marshall	Blackville, S.C.
60	Brown, Wilbert	G	6-2	320	05/09/77	3	Houston	Hooks, Texas
54	Bruschi, Teddy	LB	6-1	247	06/09/73	8	Arizona	Roseville, Calif.
58	Chatham, Matt	LB	6-4	250	06/28/77	4	South Dakota	Sioux City, Iowa
30	Cherry, Je'Rod	S	6-1	210	05/30/73	8	California	Berkeley, Calif.
21	Cloud, Michael	RB	5-10	205	07/01/75	5	Boston College	Portsmouth, R.I.
6	Davey, Rohan	QB	6-2	245	04/14/78	2	Louisiana State	Miami, Fla.
51	Davis, Don	LB	6-1	235	12/17/72	8	Kansas	Olathe, Kan.
33	Faulk, Kevin	RB	5-8	202	06/05/76	5	Louisiana State	Carencro, La.
88	Fauria, Christian	TE	6-4	250	09/22/71	9	Colorado	Encino, Calif.
87	Givens, David	WR	6-0	212	08/16/80	2	Notre Dame	Humble, Texas
76	Gorin, Brandon	T	6-6	308	07/17/78	2	Purdue	Muncie, Ind.
82	Graham, Daniel	TE	6-3	257	11/16/78	2	Colorado	Denver, Colo.
97	Green, Jarvis	DL	6-3	290	01/12/79	2	Louisiana State	Donaldsonville, La.
91	Hamilton, Bobby	DE	6-5	280	07/01/71	9	Southern Mississippi	Columbia, Miss.
23	Harris, Antwan	DB	5-9	194	05/29/77	4	Virginia	Raleigh, N.C.
37	Harrison, Rodney	S	6-1	220	12/15/72	10	Western Illinois	Chicago, Ill.
71	Hochstein, Russ	G	6-4	305	10/07/77	3	Nebraska	Hartington, Neb.
19	Huard, Damon	QB	6-3	215	07/09/73	7	Washington	Puyallup, Wash.
53	Izzo, Larry	LB	5-10	228	09/26/74	8	Rice	Houston, Texas
81	Johnson, Bethel	WR	5-11	200	02/11/79	R	Texas A&M	Corsicana, Texas
52	Johnson, Ted	LB	6-4	253	12/04/72	9	Colorado	Alameda, Calif.
90	Klecko, Dan	DL	5-11	283	01/12/81	R	Temple	Colts Neck, N.J.
67	Koppen, Dan	G	6-2	296	09/12/79	R	Boston College	Whitehall, Pa.
24	Law, Ty	CB	5-11	200	02/10/74	9	Michigan	Aliquippa, Pa.
72	Light, Matt	T	6-4	305	06/23/78	3	Purdue	Greenville, Ohio
96	Lyle, Rick	DL	6-5	285	02/26/71	10	Missouri	Monroe, La.
44	McCrary, Fred	FB	6-0	247	09/19/72	7	Mississippi State	Naples, Fla.
55	McGinest, Willie	LB	6-5	270	12/11/71	10	Southern Cal	Long Beach, Calif.
35	Pass, Patrick	FB	5-10	217	12/31/77	4	Georgia	Tucker, Ga.
66	Paxton, Lonie	LS	6-2	260	03/13/78	4	Sacramento State	Corona, Calif.
95	Phifer, Roman	LB	6-2	248	03/05/68	13	UCLA	Pineville, N.C.
98	Pleasant, Anthony	DE	6-5	280	01/27/68	14	Tennessee State	Century, Fla.
38	Poole, Tyrone	CB	5-8	188	02/03/72	8	Fort Valley State	LaGrange, Ga.
22	Samuel, Asante	CB	5-10	185	01/06/81	R	Central Florida	Ft. Lauderdale, Fla.
93	Seymour, Richard	DL	6-6	310	10/06/79	3	Georgia	Gadsden, S.C.
32	Smith, Antowain	RB	6-2	232	03/14/72	7	Houston	Montgomery, Ala.
4	Vinatieri, Adam	K	6-0	202	12/28/72	8	South Dakota State	Rapid City, S.D.
50	Vrabel, Mike	LB	6-4	261	08/14/75	7	Ohio State	Akron, Ohio
13	Walter, Ken	P	6-1	207	08/15/72	7	Kent State	Euclid, Ohio
94	Warren, Ty	DL	6-5	300	02/06/81	R	Texas A&M	Bryan, Texas
92	Washington, Ted	NT	6-5	365	04/13/68	13	Louisville	Tampa, Fla.
26	Wilson, Eugene	DB	5-10	195	08/17/80	R	Illinois	Merrillville, Ill.
65	Woody, Damien	C/G	6-3	320	11/03/77	5	Boston College	Beaverdam, Va.

PRACTICE SQUAD

10	Elliott, Jamin	WR	5-11	195	10/05/79	2	Delaware	Portsmouth, Va.
99	Kelley, Ethan	DT	6-2	303	02/12/80	R	Baylor	Sugar Land, Texas
39	Mayer, Shawn	S	6-0	202	03/04/79	R	Penn State	Hillsborough, N.J.
62	Provost, Tim	T	6-5	300	08/24/80	R	San Jose State	Downey, Calif.
75	Soriano, Jamil	G/T	6-4	310	05/11/81	R	Harvard	Plainview, N.Y.

HEAD COACH: BILL BELICHICK

ASSISTANTS: Romeo Crennel, Defensive Coordinator/Defensive Line; Brian Daboll, Wide Receivers; Jeff Davidson, Assistant Offensive Line/Tight Ends; Ivan Fears, Running Backs; John Hufnagel, Quarterbacks; Josh McDaniels, Coaching Assistant; Pepper Johnson, Inside Linebackers; Eric Mangini, Defensive Backs; Markus Paul, Assistant Strength and Conditioning; Rob Ryan, Outside Linebackers; Dante Scarnecchia, Assistant Head Coach/Offensive Line; Brad Seely, Special Teams; Charlie Weis, Offensive Coordinator; Mike Woicik, Strength and Conditioning.



2003 NUMERICAL ROSTER

#	NAME	POS	HT	WT	AGE	YR	COLLEGE	HOW ACQ.	G/S/D/I
4	Adam Vinatieri	K	6-0	202	30	8	South Dakota State	FA-96	9/0/0/0
6	Rohan Davey	QB	6-2	245	25	2	Louisiana State	D4a-02	1/0/0/8
12	Tom Brady	QB	6-4	225	26	4	Michigan	D6b-00	9/9/0/0
13	Ken Walter	P	6-1	207	31	7	Kent State	FA-01	9/0/0/0
19	Damon Huard	QB	6-3	215	30	7	Washington	UFA (MIA)-01	0/0/9/0
21	Michael Cloud	RB	5-10	205	28	5	Boston College	UFA (KC)-03	3/1/0/2
22	Asante Samuel	CB	5-10	185	22	R	Central Florida	D4b-03	9/1/0/0
23	Antwan Harris	DB	5-9	194	26	4	Virginia	D6a-00	9/1/0/0
24	Ty Law	CB	5-11	200	29	9	Michigan	D1-95	8/8/0/1
26	Eugene Wilson	DB	5-10	195	23	R	Illinois	D2a-03	9/8/0/0
30	Je'Rod Cherry	S	6-1	210	30	8	California	FA-01	4/0/0/5
32	Antowain Smith	RB	6-2	232	31	7	Houston	FA (BUF)-01	7/3/0/2
33	Kevin Faulk	RB	5-8	202	27	5	Louisiana State	D2-99	8/5/0/1
34	Chris Akins	S	5-11	200	26	5	Arkansas Pine-Bluff	UFA (CLE)-03	9/0/0/0
35	Patrick Pass	FB	5-10	217	25	4	Georgia	D7b-00	6/0/0/0
37	Rodney Harrison	S	6-1	220	30	10	Western Illinois	FA (SD)-03	9/9/0/0
38	Tyrone Poole	CB	5-8	188	31	8	Fort Valley State	UFA (DEN)-03	9/9/0/0
44	Fred McCrary	FB	6-0	247	30	7	Mississippi State	FA (SD)-03	6/4/0/2
48	Tully Banta-Cain	LB	6-2	250	23	R	California	D7b-03	3/0/0/0
50	Mike Vrabel	LB	6-4	261	28	7	Ohio State	UFA (PIT)-01	6/4/0/2
51	Don Davis	LB	6-1	235	30	8	Kansas	UFA (STL)-03	8/0/0/1
52	Ted Johnson	LB	6-4	253	30	9	Colorado	D2-95	1/1/0/8
53	Larry Izzo	LB	5-10	228	29	8	Rice	UFA (MIA)-01	9/0/0/0
54	Tedy Bruschi	LB	6-1	247	30	8	Arizona	D3-96	9/9/0/0
55	Willie McGinest	LB	6-5	270	31	10	Southern Cal	D1-94	7/4/0/2
58	Matt Chatham	LB	6-4	250	26	4	South Dakota	CW (STL)-00	9/4/0/0
60	Wilbert Brown	G	6-2	320	26	3	Houston	CW (WAS)-03	2/0/1/3
63	Joe Andruzzi	G	6-3	312	28	7	Southern Connecticut St.	FA-00	9/9/0/0
65	Damien Woody	C/G	6-3	320	26	5	Boston College	D1a-99	7/7/0/2
66	Lonie Paxton	LS	6-2	260	25	4	Sacramento State	FA-00	9/0/0/0
67	Dan Koppen	G	6-2	296	24	R	Boston College	D5-03	9/8/0/0
68	Tom Ashworth	T	6-6	305	26	2	Colorado	FA-01	9/6/0/0
71	Russ Hochstein	G	6-4	305	26	3	Nebraska	FA-03	8/1/0/0
72	Matt Light	T	6-4	305	25	3	Purdue	D2-01	9/9/0/0
76	Brandon Gorin	T	6-6	308	25	2	Purdue	FA-03	4/0/2/3
80	Troy Brown	WR	5-10	196	32	11	Marshall	D8-93	9/8/0/0
81	Bethel Johnson	WR	5-11	200	24	R	Texas A&M	D2b-03	9/2/0/0
82	Daniel Graham	TE	6-3	257	25	2	Colorado	D1-02	7/3/0/2
83	Deion Branch	WR	5-9	193	24	2	Louisville	D2-02	8/5/0/1
84	Fred Baxter	TE	6-3	268	32	11	Auburn	FA (CHI)-02	9/0/0/0
87	David Givens	WR	6-0	212	23	2	Notre Dame	D7b-02	7/0/0/2
88	Christian Fauria	TE	6-4	250	32	9	Colorado	UFA (SEA)-02	9/8/0/0
90	Dan Klecko	DL	5-11	283	22	R	Temple	D4a-03	7/1/0/2
91	Bobby Hamilton	DE	6-5	280	32	9	Southern Mississippi	UFA (NYJ)-00	9/9/0/0
92	Ted Washington	NT	6-5	365	35	13	Louisville	TR (CHI)-03	3/3/0/6
93	Richard Seymour	DL	6-6	310	24	3	Georgia	D1-01	8/8/0/1
94	Ty Warren	DL	6-5	300	22	R	Texas A&M	D1-03	9/4/0/0
95	Roman Phifer	LB	6-2	248	35	13	UCLA	FA (NYJ)-01	9/8/0/0
96	Rick Lyle	DL	6-5	285	32	10	Missouri	UFA (NYJ)-02	7/1/0/2
97	Jarvis Green	DL	6-3	290	24	2	Louisiana State	D4b-02	9/5/0/0
98	Anthony Pleasant	DE	6-5	280	35	14	Tennessee State	UFA (SF)-01	7/0/0/2

RESERVE LIST / INJURED

59	Rosevelt Colvin	LB	6-3	250	26	5	Purdue	UFA (CHI)-03	2/2/0/1
77	Mike Compton	G/C	6-6	310	33	11	West Virginia	UFA (DET)-01	2/2/0/1
16	Kliff Kingsbury	QB	6-3	220	24	R	Texas Tech	D6-03	0/0/0/0
70	Adrian Klemm	T	6-3	312	26	4	Hawaii	D2-00	3/3/0/3
61	Stephen Neal	G	6-4	305	27	2	Cal State-Bakersfield	FA-01	0/0/0/0
86	David Patten	WR	5-10	190	29	7	Western Carolina	UFA (CLE)-01	6/5/0/3

RESERVE LIST / PHYSICALLY UNABLE TO PERFORM

18	Chas Gessner	WR	6-4	215	22	R	Brown	FA-03	
----	--------------	----	-----	-----	----	---	-------	-------	--

RESERVE LIST / NON-FOOTBALL INJURY

64	Gene Mruczkowski	OL	6-2	305	23	R	Purdue	FA-03	
----	------------------	----	-----	-----	----	---	--------	-------	--

HEAD COACH: BILL BELICHICK

ASSISTANTS: Romeo Crennel, Defensive Coordinator/Defensive Line; Brian Daboll, Wide Receivers; Jeff Davidson, Assistant Offensive Line/Tight Ends; Ivan Fears, Running Backs; John Hufnagel, Quarterbacks; Josh McDaniels, Coaching Assistant; Pepper Johnson, Inside Linebackers; Eric Mangini, Defensive Backs; Markus Paul, Assistant Strength and Conditioning; Rob Ryan, Outside Linebackers; Dante Scarnecchia, Assistant Head Coach/Offensive Line; Brad Seely, Special Teams; Charlie Weis, Offensive Coordinator; Mike Woicik, Strength and Conditioning.

Ages as of Nov. 16, 2003



UNOFFICIAL DEPTH CHART

Unofficial depth chart compiled by Patriots Media Relations, Nov. 10, 2003

OFFENSE

WR: 83 Deion Branch (8/5/0/1)	<u>81 Bethel Johnson (9/2/0/0)</u>	
LT: 72 Matt Light (9/9/0/0)	68 Tom Ashworth (9/6/0/0)	
LG: 65 Damien Woody (7/7/0/2)	60 Wilbert Brown (2/0/1/3)*	
C: <u>67 Dan Koppen (9/8/0/0)</u>	65 Damien Woody (7/7/0/2)	
RG: 63 Joe Andruzzi (9/9/0/0)	71 Russ Hochstein (8/1/0/0)	
RT: 68 Tom Ashworth (9/6/0/0)	76 Brandon Gorin (4/0/2/3)	
TE: 88 Christian Fauria (9/8/0/0)	82 Daniel Graham (7/3/0/2)	84 Fred Baxter (9/0/0/0)
WR: 80 Troy Brown (9/8/0/0)	87 David Givens (7/0/0/2)	
QB: 12 Tom Brady (9/9/0/0)	19 Damon Huard (0/0/9/0)	6 Rohan Davey (1/0/0/8)*
RB: 33 Kevin Faulk (8/5/0/1)	32 Antowain Smith (7/3/0/2)	21 Michael Cloud (3/1/0/2)*
FB: 44 Fred McCrary (6/4/0/2)	35 Patrick Pass (6/0/0/0)	

DEFENSE

LE: 91 Bobby Hamilton (9/9/0/0)	98 Anthony Pleasant (7/0/0/2)	
DT: 93 Richard Seymour (8/8/0/1)*	<u>90 Dan Klecko (7/1/0/2)</u>	92 Ted Washington (3/3/0/6)*
DT: 94 Ty Warren (9/4/0/0)	96 Rick Lyle (7/1/0/2)	
RE: 97 Jarvis Green (9/5/0/0)	98 Anthony Pleasant (7/0/0/2)	
OLB: 50 Mike Vrabel (6/4/0/3)	58 Matt Chatham (9/4/0/0)	
MLB: 54 Tedy Bruschi (9/9/0/0)	53 Larry Izzo (9/0/0/0)	51 Don Davis (8/0/0/1)
		52 Ted Johnson (1/1/0/8)*
OLB: 95 Roman Phifer (9/8/0/0)	55 Willie McGinest (7/4/0/2)	<u>48 Tully Banta-Cain (3/0/0/0)</u>
LCB: 24 Ty Law (8/8/0/1)	<u>22 Asante Samuel (9/1/0/0)</u>	
RCB: 38 Tyrone Poole (9/9/0/0)	<u>22 Asante Samuel (9/1/0/0)</u>	
S: 37 Rodney Harrison (9/9/0/0)	34 Chris Akins (9/0/0/0)	30 Je'Rod Cherry (4/0/0/5)*
S: <u>26 Eugene Wilson (9/8/0/0)</u>	23 Antwan Harris (9/1/0/0)	

SPECIAL TEAMS

K: 4 Adam Vinatieri (9/0/0/0)	13 Ken Walter (9/0/0/0)
P: 13 Ken Walter (9/0/0/0)	4 Adam Vinatieri (9/0/0/0)
H: 13 Ken Walter (9/0/0/0)	19 Damon Huard (0/0/9/0)
PR: 80 Troy Brown (9/8/0/0)	83 Deion Branch (8/5/0/1)
KR: <u>81 Bethel Johnson (9/2/0/0)</u>	35 Patrick Pass (6/0/0/0)
LS: 66 Lonie Paxton (9/0/0/0)	71 Russ Hochstein (8/1/0/0)

Rookies and First-Year Players are Underlined. Last week's inactive players are marked with an asterisk (*).

PATRIOTS PRONUNCIATION GUIDE

Tedy Bruschi Teddy★BREW-ski	Damon Huard HUE-ard	Antowain Smith AN-twon
Christian Fauria FOUR-ee-ay	Dan Koppen COPE-en	Adam Vinatieri vin-a-TERRY
Russ Hochstein HOKE-stine	Lonie Paxton Lonnie	



INSIDE THE NUMBERS

SEVEN YEARS AND COUNTING

97-63

The Patriots' record in preseason, regular-season and postseason games since 1996 (.606 win pct.).

70-51

The Patriots' regular-season record since 1996 (.579 win pct.).

6-3

The Patriots' postseason record since 1996 (.667 win pct.).

21-9

The Patriots' preseason record since 1996 (.700 win pct.).

NO PASSING ZONE

4

The number of touchdown passes the Patriots have given up through nine games, the fewest in the NFL.

59.5

The cumulative quarterback rating of Patriots' opponents this season, the lowest in the NFL. (Tampa Bay is second at 62.6, and Kansas City is third at 63.7).

13

The number of interceptions the Patriots have recorded so far this season, tying them for third in the AFC with Baltimore. Only Kansas City (19 picks), and Miami (14) have more interceptions than New England in the AFC.

THE KRAFT ERA

98

The number of consecutive Patriots preseason, regular-season and postseason home games that have been sold out since Robert Kraft bought the team in 1994.

203

The number of consecutive Patriots games that have been televised locally.

67-33

The Patriots record at home since 1994, including preseason, regular-season and postseason games.

13-3

The Patriots record at Gillette Stadium, including preseason and regular-season games (.813 win pct.).

THE BELICHICK ERA

29-11

Bill Belichick's record in his last 40 games as the head coach of the Patriots (.725 win pct). It's the best record of any NFL head coach over that span (min. 16 games).

35-25

Bill Belichick's overall record as head coach of the Patriots, including the playoffs.

.583

Belichick's overall winning percentage as Patriots head coach, establishing the highest winning percentage of any coach in franchise history, including postseason games.

NOT HALF BAD

15

The number of consecutive games the Patriots have won when leading at halftime.

18-1

The Patriots record in their last 19 games in which they have led at halftime.

21

The number of consecutive games the Patriots have won when leading after three quarters, leading the NFL.

THIRD DOWN DOMINANCE

5

The number of times the Patriots have held their opponents under 30 percent on third downs this season.

3

The number of times the Patriots held their opponents under 30 percent on third downs all of last season.

11-1

The Patriots record in their last 12 games when holding their opponents under 30 percent on third downs.

TURNING OVER WINS

6-0

The Patriots' record this season when they maintain a positive or even turnover differential.

1-2

The Patriots' record when they turn the ball over more than their opponents.

17-2

The Patriots' record since the beginning of the 2001 season when they maintain a positive turnover differential.

+7

The Patriots' turnover differential this season, tying them for second in the AFC.

BRADY BITS

350

The number of yards Tom Brady threw for at Denver in Week Nine. It was his highest output of the season and the fourth highest of his career.

10.0

Brady's average yardage per attempt at Denver, his best so far this season and the third best of his career.

37-13

Brady's career record as an NFL starter, including preseason, regular-season and postseason games.

.740

Brady's winning percentage as a starter, including all games.

MILESTONES

215

The number of punt returns Troy Brown has made in his career.

1

Brown's rank on the Patriots' all-time leading punt returners list. He passed Irving Fryar with his 207th punt return against the Titans (10/05/03).

445

The number of receptions Brown has made in his career.

45

The number of receptions Brown needs to move ahead of Ben Coates (490) into second place on the Patriots all-time reception list.

2

Adam Vinatieri's rank on the Patriots' all-time scoring list with 869 career points. Gino Cappelletti is the team's all-time leader with 1,130 points.

1

Vinatieri's rank on the Patriots' all-time field goals list, having kicked 202 successful field goals.

1

Kevin Faulk's rank on the franchise's all-time kickoff return list, with 144 returns for 3,309 yards.