



NEW ENGLAND PATRIOTS

PRESS RELEASE

Contact: Stacey James, Director of Media Relations ★ Michelle L. Murphy ★ Casey O'Connell
Gillette Stadium ★ One Patriot Place ★ Foxborough, MA 02035 ★ 508-384-9105 ★ fax: 508-543-9053
staceyj@patriots.com ★ michellel@patriots.com ★ caseyo@patriots.com

PATRIOTS TO CLASH WITH TEXANS IN LONE STAR STATE

MEDIA SCHEDULE

Wednesday, Nov. 19

10:45 – 11:15 Coach Belichick Press Availability in Media Workroom
11:15 – 11:55 Open Locker Room
12:45 – 1:05 Access to Practice (Photographers and camera operators only)
Houston Conference Calls—
TBA Texans Player TBA
TBA Head Coach Dom Capers

Thursday, Nov. 20

10:45 – 11:15 Coach Belichick Press Availability in Media Workroom
11:15 – 11:55 Open Locker Room
12:45 – 1:05 Access to Practice (Photographers and camera operators only)

Friday, Nov. 21

10:30 – 11:00 Coach Belichick Press Availability in Media Workroom
11:00 – 11:35 Open Locker Room
12:00 – 12:15 Access to Practice (Photographers and camera operators only)

Saturday, Nov. 22

Travel to Houston – No Media Availability

Sunday, Nov. 23

1:00 Patriots at Houston Texans

Monday, Nov. 24

11:45 – 12:15 Coach Belichick Press Availability in Media Workroom

2003 PATRIOTS SCHEDULE

Sun., Sept. 7	at Buffalo	L	0-31
Sun., Sept. 14	at Philadelphia	W	31-10
Sun., Sept. 21	N.Y. Jets	W	23-16
Sun., Sept. 28	at Washington	L	17-20
Sun., Oct. 5	Tennessee	W	38-30
Sun., Oct. 12	N.Y. Giants	W	17-6
Sun., Oct. 19	at Miami	W	ot 19-13
Sun., Oct. 26	Cleveland	W	9-3
Mon., Nov. 3	at Denver	W	30-26
Sun., Nov. 9	BYE WEEK		
Sun., Nov. 16	Dallas	W	12-0
Sun., Nov. 23	at Houston	1:00	CBS
Sun., Nov. 30	at Indianapolis	1:00	CBS
Sun., Dec. 7	Miami	4:15	CBS
Sun., Dec. 14	Jacksonville	1:00	CBS
Sat., Dec. 20	at N.Y. Jets	8:30	ESPN
Sat., Dec. 27	Buffalo	1:30	CBS

AFC EAST STANDINGS

Teams	W	L	T	Pct.	PF	PA
NEW ENGLAND	8	2	0	.800	196	155
Miami Dolphins	6	4	0	.600	177	147
Buffalo Bills	4	6	0	.400	159	170
New York Jets	3	7	0	.300	197	211

NEW ENGLAND PATRIOTS (8-2) at HOUSTON TEXANS (4-6)

Sunday, Nov. 23, 2003 ★ Reliant Stadium (71,054) ★ 1:00 p.m.

The division-leading New England Patriots travel to the Lone Star State this weekend to take on the Houston Texans. The Patriots have won eight of their last nine games, including six wins in a row, and hold a two-game advantage over the Miami Dolphins atop the AFC East standings. New England has won with a combination of solid team defense and an offense that has shown a knack for coming up with big plays. New England's defense has allowed six or fewer points in three of its last five games, including a 12-0 shutout over the Dallas Cowboys last week. The Patriots offense has produced four pass plays of 45 yards or more in the last two weeks, showing an element of explosiveness that can turn a game quickly to the Patriots' favor. This week against the Texans, New England will try to continue its strong run of play and further position itself for a strong finish to the 2003 regular season.

TELEVISION: This week's game will be televised by CBS. The game can be seen locally on WBZ-TV Channel 4 in Boston. **Kevin Harlan** will handle the play-by-play duties and **Randy Cross** will provide analysis. Immediately following the game, the Fifth Quarter postgame show can be seen on WSBK-TV Channel 38 in Boston.

RADIO: WBCN 104.1 FM is the flagship station for the Patriots Rock Radio Network. Play-by-play broadcaster **Gil Santos** is in his 27th season as the voice of the Patriots and calls the action along with Patriots Hall of Famer **Gino Cappelletti**. In 2003, Santos and Cappelletti celebrate their 20th season as a broadcast tandem.

STARTING STRONG

The Patriots have equaled the best 10-game start in franchise history with an 8-2 record through 10 games. New England is 8-2 for just the second time in team history, joining the 1978 squad with eight wins in their first 10 games. Like the 1978 team, the 2003 Patriots lost their first game, then rattled off eight wins in their next nine games. The Patriots are tied for the second best record in the NFL this season, joining Indianapolis, Carolina and Tennessee at 8-2.

RIISING TO THE OCCASION

The Patriots are 5-0 this season against teams that currently have winning records, proving that they have what it takes to compete with the NFL's elite. New England has beaten one 8-2 team (Tennessee) and two 7-3 teams (Dallas and Philadelphia). The Patriots also beat Miami and Denver, both of whom are 6-4. New England is the only team in the NFL with seven or more wins to have played as many as five games against teams above .500.

Team	Overall Record	Record vs. Winning teams	Team	Overall Record	Record vs. Winning teams
KC.....	9-1	1-0	DAL	7-3	1-1
NE.....	8-2	5-0	PHI	7-3	0-2
IND.....	8-2	2-1	SEA.....	7-3	1-0
TEN.....	8-2	2-2	STL.....	7-3	0-1
CAR.....	8-2	1-1	MIA	6-4	0-3

FANTASTIC FINISHES

One of the oldest mantras in sports is that it doesn't matter where you start a season, but it does matter where you finish it. The Patriots have done a remarkable job of finishing strong over the past two-plus seasons, as they have compiled a 19-4 (.826) record after November 1 since the 2001 season. In 2001, the Patriots hit their groove as the calendar turned to the 11th month, winning 11 of their last 12 games en route to the Super Bowl XXXVI title.

Season	Pre 11/1	Post 11/1	Totals
2001.....	3-4	11-1	14-5*
2002.....	3-4	6-3	9-7
2003.....	6-2	2-0	8-2
Totals	12-10	19-4	31-14

*-Includes Playoffs






THIS WEEK: PATRIOTS VS. TEXANS

SERIES HISTORY

The Patriots and Texans will meet for the first time. This week's game will be the first for the Patriots in Houston since they paid a visit to play the Houston Oilers on Sept. 25, 1988. New England has played 14 games in Houston in franchise history, and holds a 5-9 overall record in those games. The Patriots and the Houston Oilers were old foes dating back to the



days of the American Football League, playing twice a year from 1960-69 and 33 times overall before the Oilers moved to Tennessee following the 1996 season. The Patriots are 15-15 when playing a team for the first time. New England is facing a new team for the first time since Sept. 22, 1996, when they hosted the Jacksonville Jaguars at Foxboro Stadium and came up with a 28-25 overtime victory.



HISTORY IN HOUSTON

The Patriots have played 14 games in Houston in team history, all against the former Houston Oilers. New England compiled a 5-9 record in those games, most of which were played in the 1960s as part of the original AFL circuit. The results of each of New England's trips to Houston are listed below.

Date	Result	+/-	Stadium
12/18/60	at Houston 37, NE 21	-16	Jeppesen Stadium
11/12/61	at Houston 27, NE 15	-12	Jeppesen Stadium
11/18/62	at Houston 21, NE 17	-4	Jeppesen Stadium
12/08/63	NE 46, at Houston 28	+18	Jeppesen Stadium
11/29/64	NE 34, at Houston 17	+17	Jeppesen Stadium
09/19/65	at Houston 31, NE 10	-21	Rice Stadium
12/11/66	NE 38, at Houston 14	+24	Rice Stadium
11/26/67	at Houston 27, NE 6	-21	Rice Stadium
12/15/68	at Houston 45, NE 17	-28	Houston Astrodome
12/14/69	at Houston 27, NE 23	-4	Houston Astrodome
11/25/73	NE 32, at Houston 0	+32	Houston Astrodome
11/10/80	at Houston 38, NE 34	-4	Houston Astrodome
10/18/87	NE 21, at Houston 7	+14	Houston Astrodome
09/25/88	at Houston 31, NE 6	-25	Houston Astrodome

SOUTHERN HOSPITALITY

The Patriots have an all-time record of 61-41-1 (.597) against the teams that make up the AFC South. It is the only division in the NFL where the Patriots own a winning record against all of the teams they have played. New England owns winning marks against Tennessee (19-16-1), Indianapolis (39-24) and Jacksonville (3-1). This week, the Patriots will meet the Houston Texans for the first time. In 2003, the Patriots play each of the four AFC South teams, having beaten Tennessee on Oct. 5 (38-30), then traveling to Houston this week then going to Indianapolis (11/30). New England closes out its slate against the AFC South by hosting Jacksonville on Dec. 14.

WITH A WIN THIS WEEK...

If the Patriots win this week, they will...

- Establish the best start in franchise history with a 9-2 record.
- Own a seven-game winning streak, their longest since they won nine regular season games in a row (11/25/01 to 09/22/02).
- Have won seven straight games in a single season for the first time since they won seven in a row to close out the 1994 campaign.
- Maintain at least a two-game lead in the AFC East race with five games to play.
- Improve to 18-9 (.667) under Bill Belichick in the months of November and December.

TALE OF THE TAPE

2003 Regular Season	New England	Houston
Record	8-2	4-6
Divisional Standings	1st	3rd
Total Yards Gained	3,169	3,140
Total Offense (Rank)	316.9 (18)	314.0 (19)
Rush Offense	99.7 (23)	110.2 (15)
Pass Offense	217.2 (10)	203.8 (15)
Points Per Game	19.6	17.4
Total Yards Allowed	3,062	3,711
Total Defense	306.2 (11t)	371.1 (31)
Rush Defense	91.6 (7)	141.5 (29)
Pass Defense	214.6 (21)	229.6 (28)
Points Allowed/Game	15.5	25.4
Possession Avg.	30:18	29:25
Sacks Allowed/Yards Lost	19/142	20/103
Sacks Made/Yards	22/138	12/76
Interceptions By	16	9
Penalties Against/Yards	85/754	78/600
Punts/Avg.	57/38.2	53/39.5
Takeaway/Giveaway Ratio	+9	-2

THIS WEEK IN PATRIOTS HISTORY

The Patriots have a 13-11 record in Week 12 since the 16-game schedule began in 1978. Last season, the Patriots defeated the Minnesota Vikings 24-17 in Week 12 to improve to 6-5. Below are some memorable moments in Patriots history from the week of Nov. 17-23.

Nov. 23, 1998 — Drew Bledsoe led the Patriots to a dramatic 26-23 win over Miami at Foxboro Stadium despite fracturing the index finger on his throwing hand with two minutes left in the game. With the broken finger, Bledsoe led his team on an 80-yard game-winning drive that culminated in a 25-yard touchdown pass to Shawn Jefferson with 34 seconds left. Bledsoe completed 28 of 54 passes for 423 yards.

Nov. 23, 1997 — The Patriots jumped out to a 27-3 lead over the Miami Dolphins and held off a furious rally to hold on for a 27-24 win at Foxboro Stadium. Jimmy Hitchcock set a club record with a 100-yard interception return for a touchdown, and Larry Whigham added a 60-yard interception return for a score. The Patriots had just seven offensive possessions in the game.

Nov. 20, 1994 — The Patriots defeated the San Diego Chargers 23-17 to win their second game in a string of seven consecutive wins to end the 1994 season. The winning streak brought the Patriots back to the playoffs for the first time since 1987 and marked a five-game turnaround in Robert Kraft's first season as owner.

Nov. 23, 1988 — Robert Kraft purchased Sullivan Stadium out of bankruptcy court to begin the pursuit towards his goal of owning the Patriots. Kraft's purchase of the stadium was an invaluable asset to keep the team in New England, as the Patriots had a binding lease through 2001. In 1994, instead of accepting a buyout, Kraft bought the Patriots and ensured that the team would remain in New England.

Nov. 17, 1985 — The Patriots defeated the Seattle Seahawks 20-13 at the Kingdome to complete a six-game winning streak that raised their record to 8-3 en route to an 11-5 season and the first AFC Championship in franchise history.

Nov. 18, 1984 — New England beat Indianapolis 50-17 at the Hoosier Dome, marking the largest road point output in team history. Tony Eason completed 29 of 42 passes for 291 yards and four touchdowns. Mosi Tatupu ran for a pair of scores in the second half to complete the big win.



THIS WEEK: PATRIOTS VS. TEXANS

CONNECTIONS

- Patriots running back **Antowain Smith** played two seasons at the University of Houston, appearing in 21 games with 1,847 rushing yards and 19 touchdowns.
- Patriots guard **Wilbert Brown** played his college football at the University of Houston, starting in 31 of 41 games. He was born on May 9, 1977, in Texarkana, Texas, and played offensive tackle at Hooks High School in Hooks, Texas.
- Patriots wide receiver **David Givens** played high school football at Humble High School in Humble, Texas.
- Patriots linebacker **Larry Izzo** played his junior and senior high school seasons at McCullough High in Houston, where his family still resides. Izzo was a four-year letterman and three-year starter at Rice University in Houston.
- Patriots rookie wide receiver **Bethel Johnson** played at Corsicana High School in Texas. He played his college football at Texas A&M.
- Patriots defensive lineman **Ty Warren** was born on Feb. 6, 1981 in Bryan, Texas and attended Bryan High School, posting 248 tackles, 22 quarterback sacks and 69 tackles for loss. Warren matriculated to Texas A&M, where he started 25 games for the Aggies.
- Patriots rookie linebacker **Tully Banta-Cain** played two years behind Texans defensive end **Jerry Deloach** at the University of California. Patriots safety **Je'Rod Cherry** also played at Cal.
- Patriots tight end **Fred Baxter** played two years ahead of Texans defensive end **Gary Walker** at Auburn.
- Patriots wide receiver **Deion Branch** played one year ahead of Texans rookie quarterback **Dave Ragone** at Louisville.
- Patriots defensive back **Antwan Harris** was a freshman at the University of Virginia during Texans linebacker **Jamie Sharper's** senior season.
- Patriots guard **Russ Hochstein** played two years behind Texans kicker **Kris Brown** and linebacker **Jay Foreman** at the University of Nebraska. Texans tackle **Zach Weigert** played at Nebraska as well.
- Texans offensive coordinator **Chris Palmer** was a Patriots coach for four seasons (1993-95, wide receivers; 1996, quarterbacks). Palmer was also the head coach at Boston University (1988-89), the head coach at University of New Haven (1986-87), and the wide receivers/defensive line coach at the University of Connecticut (1972).
- Texans assistant offensive line coach **Steve Marshall** is a native of Hartford, Conn., and was the offensive line coach at Plymouth (NH) State in 1979.
- Texans strength & conditioning coach **Dan Riley** is a native of Manchester, N.H., and graduated from Keene State College with an undergraduate degree in physical education.
- Texans fullback **Greg Comella** was chosen as the Massachusetts Player of the Year by *USA Today* at Xaverian Brothers High School in Wellesley, Mass. Comella was a high school teammate of current Seattle Seahawks quarterback Matt Hasselbeck at Xaverian.
- Texans cornerback **Aaron Glenn** played high school football in Humble, Texas, the same town as Patriots wide receiver **David Givens**. Texans tight end **Jabari Holloway** was one year ahead of Givens at Notre Dame.
- Texans defensive tackle **Steve Martin** spent the 2002 season with the Patriots, earning five starts.
- Texans free safety **Matt Stevens** played in 15 games for the Patriots during the 2001 season, earning four starts and registering 37 tackles, two passes defensed, one fumble recovery, one interception and six special team stops. Stevens saw action in the Patriots Super Bowl XXXVI win over St. Louis.

THE HEAD COACHES

BILL BELICHICK

Overall Record: 73-70 (.510)
Regular Season: 69-69 (.500)
Postseason: 4-1 (.800)
With New England overall: 36-25 (.590)
Overall since Oct. 26, 2001: 30-11 (.732)



Bill Belichick is celebrating his 29th consecutive season as an NFL coach, and has been one of the most successful coaches in the league over the past three decades. He has been a part of three Super Bowl championship teams, including the memorable victory in Super Bowl XXXVI that brought the Patriots their first title in franchise history. Belichick has ensured that the spark of the Super Bowl season ignited a run of success that will last well into the future. Since Oct. 14, 2001, the Patriots have blossomed, rattling off 30 wins in their last 41 games and making Belichick the winningest NFL Head Coach since Week Four of the 2001 season.

DOM CAPERS

Overall Record: 39-53 (.424)
Regular Season: 38-52 (.422)
Postseason: 1-1 (.500)
With Houston overall: 8-18 (.308)
Overall since Oct. 26, 2001: 8-18 (.308)



Dom Capers was named the first head coach in Texans history on Jan. 21, 2001, and has led his young team to eight wins in his first season-and-a-half. Capers has experience in leading new franchises to early success after bringing the Carolina Panthers to the NFC Championship Game in 1996, just the second season in the history of the franchise. Last season, Capers directed the Texans to four victories, including a win over Dallas in the first game in franchise history. Capers entered the NFL in 1986 as the defensive backs coach for New Orleans. He was the defensive coordinator for Pittsburgh from 1992-94, before spending four seasons as the head coach of the Panthers. He served as the defensive coordinator for Jacksonville from 1999-2000 before accepting the job in Houston.

PASSING PERFORMANCES

Tom Brady will start against the Texans for the first time in his career. Brady has compiled a record of 16-7 (.696) when facing a team for the first time. This season, he is 3-1 (.750) when facing new teams (Philadelphia, Washington, N.Y. Giants and Dallas). Last week, Brady was under center for the Patriots' 12-0 win over Dallas in his first game against the Cowboys.

SAVING THE BEST FOR LAST

The Patriots have six games left in the 2003 season, and since Bill Belichick took over as head coach in 2000, the Patriots have saved their best football for the end of the season. Since 2000, New England is a combined 13-5 (.722) in its last six games of the campaign. Last year, the Patriots were 4-2 in their last six games, following a 2001 season where they closed out with a 6-0 record.

THE ROAD AHEAD

The combined record of the Patriots' remaining opponents is 27-33 (.450), giving the Patriots the easiest remaining schedule in the AFC East. Buffalo's remaining foes are 37-23 (.617), and Miami's are 33-27 (.550). The Jets' remaining opponents are 31-29 (.517). New England has dates on tap with Houston (4-6), Indianapolis (8-2), Miami (6-4), Jacksonville (2-8), New York Jets (3-7) and Buffalo (4-6).



LAST GAME: PATRIOTS 12, COWBOYS 0

PATRIOTS 12, COWBOYS 0

November 16, 2003 ★ Gillette Stadium (Att: 68,436)

	1	2	3	4	Final
Dallas Cowboys	0	0	0	0	— 0
New England Patriots	3	6	0	3	— 12

The Patriots posted their first shutout in seven years to improve to 8-2 with a 12-0 win over the Dallas Cowboys and former Patriots head coach Bill Parcells. In a heavily hyped game that proved to be a defensive battle, the Patriots defense came up with three second-half interceptions to thwart the Dallas attack and seal the win. The Patriots used two Adam Vinatieri field goals and a 2-yard run by Antowain Smith for the margin of victory. Two big offensive plays – a 57-yard completion from Tom Brady to David Givens and a 46-yarder to Deion Branch – set up the Patriots' first two scores and took control of the game.

New England held a 9-0 lead into the second half before Dallas began to mount a threat. With the Cowboys driving at the New England 19-yard line in the fourth quarter, Ty Law picked off a Quincy Carter pass to halt the Dallas drive. On the Cowboys' next possession, Tedy Bruschi broke into the backfield to drop Troy Hambrick for a 2-yard loss on fourth-and-inches at midfield. Dallas' final two possessions were ended by interceptions by Tyrone Poole and Law to seal the win on a big night for the New England defense.

SHUTOUT

The Patriots defense posted the 18th shutout in franchise history with the 12-0 win over Dallas. It was the first shutout by the Patriots since they beat the Arizona Cardinals 31-0 at Foxboro Stadium on Sept. 15, 1996. The Patriots went 128 games (including playoffs) between shutouts.

GOING DEEP

Tom Brady hit two deep passes against Dallas, both leading to scores and giving him seven completions of more than 45 yards this season. Brady hit Deion Branch for a 46-yard gain in the first quarter, making the big play on a field goal drive that gave the Patriots a 3-0 lead. Brady then found David Givens for a 57-yard gain in the second quarter, as the Patriots extended their lead to 9-0 on a 2-yard touchdown run by Antowain Smith.

Before this season, Brady had just two completions of longer than 45 yards, one each in 2001 and 2002. Last year, Brady completed just one pass of more than 45 yards, a 49-yard touchdown to Branch in Week Two against the Jets (09/15/02). In 2001, Brady completed a franchise-long 91-yard touchdown to David Patten at Indianapolis (10/21/01).

LAW AND ORDER

Ty Law picked off a Quincy Carter pass at the Patriots 19-yard line with 2:26 left in the second quarter to halt a Cowboys drive that entered the Patriots' red zone for the first time all night. Law came up with his second pick of the game when he intercepted Carter in the end zone with 11 seconds left. The final pick was Law's fourth interception of the season, putting him into the team lead. Law has 33 picks in his career and is the Patriots' second-leading career interceptor, edging him closer to Raymond Clayborn's franchise record of 36 interceptions.

ON TARGET

Adam Vinatieri hit a 23-yard field goal in the first quarter to give the Patriots a 3-0 lead. It was his 10th successful field goal in his last 11 tries. Vinatieri had a streak of 86 consecutive successful extra points snapped when Flozell Adams blocked his try in the second quarter. The last time Vinatieri missed an extra point was on Oct. 14, 2001, when Ed Ellis blocked a try for San Diego.

PICK PARTY

Ty Law's fourth-quarter interception was the third of the game for New England and the 16th interception of the season for the team. The Patriots now have at least one pick in each of their last six games, and have recorded an interception in nine of their 10 games this season. Last season the Patriots had 18 interceptions as a team and had picks in 10 of their 16 games.

FULL TILT, FULL TIME

Tedy Bruschi broke through the Dallas line to drop Troy Hambrick for a 2-yard loss on fourth-and-inches in the fourth quarter. Dallas was at midfield and decided to go for it to try to crack onto the scoreboard late in the game. Bruschi ran in through the middle and nailed Hambrick in the backfield to give the Patriots the ball back, helping to preserve the shutout.

DAVID GIVENS

David Givens hauled in a 57-yard pass from Tom Brady in the second quarter on a Patriots touchdown drive that made the score 9-0. It was the longest catch of Givens' career, and the sixth pass of 45 yards or more by Brady this season. Givens caught the ball, froze, and put a move on Dallas' Terence Newman to break free and extend the gain. In all, Givens had two catches for 67 yards.

TYRONE POOLE

Tyrone Poole recorded his third interception of the season in the fourth quarter, picking off a Quincy Carter pass intended for Terry Glenn. It was the 13th interception of Poole's career. Poole's previous two picks this season came against the New York Giants and the Miami Dolphins.

ANTOWAIN SMITH

Antowain Smith ran the ball in from two yards out in the second quarter to give the Patriots a 9-0 lead. It was Smith's second touchdown run of the season and the 46th of his career. The Patriots are now 15-2 (.882) in games where Smith has a touchdown run. Smith's other touchdown this season came in the Patriots' 38-30 win over Tennessee at Gillette Stadium on Oct. 5.

QUICK HITS

- Tedy Bruschi tackled Dallas running back Troy Hambrick for a 1-yard loss in the first quarter.
- Richard Seymour broke through the Dallas line to drop Richie Anderson for a 3-yard loss late in the first quarter.
- Including the game against Dallas, the Patriots have lost nine straight coin tosses, dating back to Week Two at Philadelphia. The streak includes the overtime toss at Miami.
- The Patriots scored in the first quarter for the ninth straight game, and have not trailed coming out of the first quarter for nine straight games.
- Ty Law batted a pass out of the hands of Antonio Bryant at the Patriots' 10-yard line midway as Dallas made a bid for a deep bomb midway through the third quarter.
- Tyrone Poole ran step-for-step with Bryant and batted away a pass at the Patriots' 5-yard line with five minutes left in the first half.

"12" IS THE NUMBER

The Patriots' 12-0 win over Dallas was the 12th time in team history the Patriots have scored 12 or fewer points and won. It's the fifth time in Patriots history the team has scored exactly 12 points. The Patriots are 4-1 in those games. This season marks the second time in franchise history the Patriots have won two games scoring 12 points or less, having beat Cleveland 9-3 (10/26/03) in addition to the win over Dallas. In 1988, the Patriots beat Tampa Bay 10-7 and Miami by a score of 6-3.



PATRIOTS NEWS AND NOTES

WORKING OVERTIME

The Patriots have won their last seven overtime games (including the playoffs). The Patriots' seven-game overtime winning streak is the longest in the NFL. The Patriots have won one overtime game this season, defeating the Dolphins 19-13 in Miami on an 82-yard touchdown from Tom Brady to Troy Brown (10/19/03). New England has not lost in overtime since Buffalo won 16-13 at Foxboro Stadium on Nov. 5, 2000. Since that time, the Patriots have won seven straight, including five games in which they scored on their first possession of overtime.

DATE	OPP	PLAY	DRIVE INFO	FINAL SCORE
10/19/03	at MIA	82-yd TD	1 play, 82 yds; 0:12	19-13
12/29/02	vs. MIA+	35-yd FG	7-43; 2:03	27-24
09/22/02	vs. KC+	35-yd FG	9-53; 4:40	41-38
01/19/02	vs. OAK+*	23-yd FG	15-61; 8:29	16-13
12/16/01	at BUF+	23-yd FG	8-75; 3:18	12-9
10/14/01	vs. SD+	44-yd FG	6-51; 2:59	29-26
12/17/00	at BUF	24-yd FG	14-83; 5:56	13-10
11/05/00	vs. BUF	32-yd FG	6-52-2:50	L, 13-16

*playoffs

+NE scored on its first possession in overtime

O.T. IS THE PLACE TO BE

The Patriots have won seven straight overtime games and own the longest current overtime winning streak in the NFL. The streak also includes New England's 16-13 "Snow Game" win over Oakland in the 2001 Divisional Playoffs (01/19/02). The seven-game streak is tied for the longest streak in NFL history, including the playoffs (see below).

MOST CONSECUTIVE OVERTIME VICTORIES

Wins	Team	Dates
7*	New England	2000-present
7	Denver	1978-1985
6	Washington	1976-1987
6	Pittsburgh	1994-1997
5	Many Times	

*Includes one playoff game

BEAST OF THE EAST

The Patriots are 11-3 in their last 14 games against the AFC East. New England has the best record among AFC East teams in division games since the beginning of the 2001 season (12-5). The New York Jets are second with a 10-7 record. Miami has gone 9-8 in the division since 2001 and Buffalo has a 4-13 record (see below).

Team	Division W-L Since 2001	Team	Division W-L Since 2001
Patriots	12-5	Miami	9-8
New York Jets	10-7	Buffalo	4-13

DEFENSIVE SCORING

The Patriots are tied for the NFL lead with four defensive touchdowns in 2003. Baltimore, Tampa Bay and Tennessee also have recorded four defensive scores. Three of the Patriots' defensive scores have come off of interceptions returned for a touchdown, a category in which New England is tied for the NFL lead with the Titans, Buccaneers and Chiefs. The Patriots have won all four of their games in which they have scored a defensive touchdown this season. The Patriots are 10-2 in their last 12 games in which they have scored a defensive touchdown, dating back to the 1999 season. This year's defensive scores are listed below.

2003 PATRIOTS DEFENSIVE TOUCHDOWNS

Date	Opp.	Player	Scoring Play	Result
10/12/03	NYG	Matt Chatham	38-yd. fumble rec.	W, 17-6
10/05/03	TEN	Ty Law	65-yd. INT return	W, 38-30
09/21/03	NYJ	Asante Samuel	55-yd. INT return	W, 23-16
09/14/03	at PHI	Tedy Bruschi	18-yd. INT return	W, 31-10

TEDY BRUSCHI: FULL TILT, FULL TIME

TEDY BRUSCHI has returned each of his last three interceptions for touchdowns, becoming the first player in team history to return three consecutive interceptions for touchdowns. Bruschi's three touchdowns came in a span of five games in which he played. Bruschi ranks second on the Patriots all-time list with three career picks brought back for touchdowns.




Teammate Ty Law holds the club record with six interceptions returned to the end zone. Bruschi's last three interception returns are listed below.

TEDY BRUSCHI'S CAREER INT RETURNED FOR TD

Date	Opponent	Length	Quarterback	Result
09/14/03	Philadelphia	18 yds	Donovan McNabb	W, 31-10
11/28/02	Detroit	27 yds	Joey Harrington	W, 20-12
11/17/02	Oakland	48 yds	Rich Gannon	L, 20-27

LAW AND ORDER

TY LAW ranks second in Patriots history with 33 career interceptions. Raymond Clayborn leads all Patriot defenders with 36 interceptions (see below). Law passed the trio of Ron Hall, Roland James and Fred Marion with his 30th career interception against Tennessee on Oct. 5. Law became just the second Patriot to record 30 career interceptions.



PATRIOTS ALL-TIME INTERCEPTIONS LIST

Rk	Player	Int.	Yards	Avg	Lg	TD
1	Raymond Clayborn	36	555	15.4	85	1
2	Ty Law	33	550	16.6	65t	6
3	Ron Hall	29	476	16.4	87	1
	Roland James	29	383	13.2	46	0
	Fred Marion	29	457	15.8	83	1

TOUCHDOWN TY

TY LAW is the Patriots' all-time leader in interceptions returned for a touchdown. He returned his sixth career pick for a score against Tennessee on Oct. 5. Including his 47-yard return for a touchdown in Super Bowl XXXVI, Law has seven touchdown returns. Below is a list of Law's interceptions returned for touchdowns. The Patriots are 6-1 in games when Law has scored a touchdown.

TY LAW'S CAREER INTERCEPTIONS RETURNED FOR TD

Date	Opponent	Length	Quarterback	Result
10/06/03	Tennessee	65 yds	Steve McNair	W, 38-30
02/03/01	St. Louis*	47 yds	Kurt Warner	W, 20-17
01/06/01	Carolina	46 yds	Chris Weinke	W, 38-6
09/30/01	Indianapolis	23 yds	Peyton Manning	W, 44-13
10/17/99	Miami	27 yds	Damon Huard	L, 30-31
09/13/98	Indianapolis	59 yds	Peyton Manning	W, 29-6
12/08/96	N.Y. Jets	38 yds	Glenn Foley	W, 24-10

*-Super Bowl XXXVI

WILSON AND SAMUEL: GOOD PICKS

Rookie defensive backs EUGENE WILSON and ASANTE SAMUEL have combined for five interceptions this season. Wilson is tied for the lead among all NFL rookies with three interceptions, while Samuel is one of five NFL rookies with two picks. Below are the 2003 NFL rookie interception leaders.

2003 NFL ROOKIE INTERCEPTION LEADERS

Player	Team	INT	Yds	Avg.	Lg	TD
Eugene Wilson	NE	3	8	2.7	6	0
Charles Tillman	CHI	3	27	9.0	32	0
Nick Barnett	GB	3	21	7.0	14	0
Asante Samuel	NE	2	55	27.5	55t	1

Four others tied with 2 interceptions.



PATRIOTS NEWS AND NOTES

BELICHICK'S PATRIOTS RENAISSANCE

Patriots Head Coach Bill Belichick was facing one of the biggest challenges of his coaching career on Oct. 14, 2001. Going into a game against the San Diego Chargers at Foxboro Stadium, the coach was faced with a 1-3 record, a young quarterback and a team that few people expected would eventually hoist the Lombardi Trophy less than four months later. The Patriots rebounded from a 10-point deficit and won that day, topping San Diego 29-26 in overtime and igniting a run that took New England to the top of the NFL world in winning Super Bowl XXXVI. The victory also started a run that has seen Belichick compile the best record of any NFL head coach since Week Four of the 2001 season, leading his team to wins in 30 of its last 41 games. The remarkable run includes postseason play, where Belichick and the Patriots own a perfect 3-0 record.

NFL COACHES RECORDS SINCE WEEK FOUR, 2001

Coach	Team	W	L	T	Pct.
Bill Belichick	NE	30	11	0	.732
Andy Reid	PHI	31	12	0	.721
Bill Parcells	DAL	7	3	0	.700
Mike Sherman	GB	27	14	0	.659
Jeff Fisher	TEN	27	14	0	.659
Mike Martz	STL	26	15	0	.634
Bill Cowher	PIT	26	15	1	.631
Jon Gruden	TB/OAK	27	16	0	.628
Tony Dungy	TB/IND	25	16	0	.610
Dave Wannstedt	MIA	23	16	0	.590
Dick Vermeil	KC	22	16	0	.579
John Fox	CAR	15	11	0	.577
Steve Mariucci	SF/DET	23	18	0	.561
Mike Holmgren	SEA	21	17	0	.553
Bill Callahan	OAK	16	13	0	.552
Mike Shanahan	DEN	20	18	0	.526
Herman Edwards	NYJ	21	20	0	.512
Brian Billick	BAL	20	20	0	.500
Marvin Lewis	CIN	5	5	0	.500
Jim Haslett	NO	19	20	0	.487

TURNING OVER WINS

The Patriots are 7-0 this season when they record a positive or even turnover ratio, and are 1-2 when they have a negative turnover ratio. Since the beginning of the 2001 season, the Patriots are 17-2 when they record a positive turnover differential. New England notched a +5 turnover differential in its Week Six win over the New York Giants. It was their greatest turnover advantage since they also came out ahead by five turnovers in a 27-17 win over Buffalo (12/08/02). New England is tied for second in the AFC with a +9 turnover differential this season.

STINGY ON THIRD DOWN

The Patriots rank fourth in the NFL in allowing their opponents just 44 conversions in 139 third-down opportunities (31.7 percent). In 2002, the Patriots allowed their opponents to convert on third down 43 percent of the time. So far this season, the Patriots have held their opponents to less than a 30 percent third-down conversion rate on five separate occasions and have won four of the five games, including a 30-26 win over Denver on Monday Night Football in Week Nine. Over a three-game span from Weeks Two through Four, the Patriots allowed their opponents just seven conversions in 38 tries (18.4 percent).

HOLDING OPPONENT TO UNDER 30% ON THIRD DOWN

Date	Opponent	Made/Att	Pct.	W/L
09/14/03	at Philadelphia	3/14	21	W
09/21/03	N.Y. Jets	1/13	8	W
09/28/03	at Washington	3/11	27	L
10/26/03	Cleveland	3/14	21	W
11/03/03	at Denver	4/14	29	W

2003 PATRIOTS AWARD WINNERS

LB Teddy Bruschi	AFC Defensive Player of the Week (Wk. 2)
CB Asante Samuel	Pepsi NFL Rookie of the Week (Wk. 3) Players Inc. Rookie of the Week (Wk. 3)
DL Richard Seymour	AFC Sp. Teams Player of the Week (Wk. 7)
TE Daniel Graham	AFC Offensive Player of the Week (Wk. 8)
QB Tom Brady	AFC Offensive Player of the Week (Wk. 9) FedEx Air Player of the Week (Wk. 9) MNF Snickers Hungriest Player (Wk. 9)

RIISING TO THE OCCASION

The Patriots have been forced to face some of the NFL's elite defenses this season and have responded with victories. New England has played four games against teams with defenses ranked in the top six in the league heading into the game, including matchups with the top two defenses in consecutive games (Denver and Dallas). Below are the results of New England's games against tough defenses.

Date	Opponent	Tot.	Run	Pass	Def. Rank*	W/L	Score
10/05/03	Tennessee	5	3	19		W	38-30
10/26/03	Cleveland	6	27	1		W	9-3
11/03/03	at Denver	2	10	5		W	30-26
11/16/03	Dallas	1	3	1		W	12-0

*Opposing defense's rank entering the game

DRAFT=CLASS

The Patriots' 2003 draftees have been hailed as the best crop in the NFL, and in looking at the draft class from top to bottom, it's hard to disagree with that perception. New England's top six picks have all started at least one game, and each has made a noticeable contribution to the Patriots' success. Below is a player-by-player breakdown of the 2003 draft class, listed by round.

1 Ty Warren, DT — Started four games, while playing in all 10 contests ... Has been a contributor to a solid defensive line that has helped the Patriots rank sixth in the NFL in stopping the run ... Has made 25 tackles, including a sack.

2a Eugene Wilson, DB — Has started nine of 10 games at free safety ... Tied for the lead among all NFL rookies with three interceptions ... Ranks sixth on the team with 40 tackles and has batted away seven passes.

2b Bethel Johnson, WR/KR — Serves as New England's primary kickoff returner and has started two of 10 games at wide receiver ... Has broken off three kick returns of 50 yards or more, including a 71-yarder against Tennessee (10/5) ... Has caught 8 passes for 128 yards.

4a Dan Klecko, DL — Has proven to be a valuable versatile presence in all phases of the game ... Has made 10 tackles, including 1.5 sacks while playing nose tackle, defensive end and outside linebacker ... Has lined up as a fullback on occasion, tallying two carries and blocking on four of the team's six touchdown runs.

4b Asante Samuel, CB — Has taken on a role as the Patriots' nickel back ... Tied for fourth among NFL rookies with two interceptions ... Named AFC Rookie of the Week after returning an interception 55 yards for a touchdown against the New York Jets (09/21/03) ... Has made 20 tackles and batted seven passes.

5 Dan Koppen, C — Has started nine of 10 games at center and has been a valuable part of an effective offensive line ... Has helped New England average just over one sack allowed over the past four weeks ... Part of an improved running game that has broken the 100-yard barrier five times in 2003.

6 Kliff Kingsbury, QB — Injured Reserve

7a Spencer Nead, TE — Released; now with St. Louis.

7b Tully Banta-Cain — Has played in four games after spending time on Reserve/PUP, and has registered six special teams tackles and a defensive stop.


7c Ethan Kelley, DT — Patriots practice squad.



OFFENSE NEWS AND NOTES

TROY BROWN'S RECORD RUN

TROY BROWN has grabbed over 300 receptions since the beginning of the 2000 season, adding to his record run. Brown's 308 catches over a span of three-plus seasons is the most productive stretch by any receiver in Patriots history. Tight end Ben Coates ranks second with a total of 279 catches in a similar time span from (1994-97).



Player	Catches, Year	Catches, Year	Catches, Year	Catches, Year	Total
Troy Brown	83, 2000	101, 2001	97, 2002	27, 2003*	308
Ben Coates	96, 1994	84, 1995	62, 1996	40, 1997*	282

*-Through 10 games

PATRIOTS ALL-TIME LISTS

TROY BROWN ranks third in Patriots history with 445 receptions in his career. He also ranks fourth in franchise history with 5,202 career receiving yards. Brown needs 45 more catches to pass Ben Coates for second place on the all-time receptions list.

PATRIOTS ALL-TIME RECEIVING LEADERS (BY CATCHES)

Rk	Player, Pos.	No	Yds	Avg.	Lg	TD
1	Stanley Morgan, WR	534	10,352	19.4	76t	67
2	Ben Coates, TE	490	5,471	11.2	84t	50
3	Troy Brown, WR	445	5,202	11.7	82t	22
4	Irving Fryar, WR	363	5,726	15.8	80t	38

PATRIOTS ALL-TIME RECEIVING LEADERS (BY YARDS)

Rk	Name	No	Yds	Avg	Lg	TD
1	Stanley Morgan	534	10,352	19.4	76t	67
2	Irving Fryar	363	5,726	15.8	80t	38
3	Ben Coates	490	5,471	11.2	84t	50
4	Troy Brown	445	5,202	11.7	82t	22
5	Jim Colclough	283	5,001	17.7	78t	39
6	Terry Glenn	329	4,669	14.2	86t	22

RUNNING MEN

The Patriots have run for over 100 yards as a team in five out of their nine games this season. The five games of over 100 yards equals their 2002 total. In Week Five against Tennessee (10/05/03), the Patriots barreled for 161 yards, their highest rushing output since they ran for 163 yards against the Jets (09/15/02).

PATRIOTS 100-YARD RUSHING GAMES

Date	Opponent	Att.	Yds.	Avg.
09/07	at Buffalo	21	105	5.0
09/21	New York Jets	36	147	4.1
09/28	at Washington	30	106	3.5
10/05	Tennessee	27	161	6.0
10/12	New York Giants	31	129	4.2

TRIPLE THREAT


Patriots running backs KEVIN FAULK, ANTOWAIN SMITH and MICHAEL CLOUD have combined to rush for 870 yards on 230 carries with five touchdowns. Between them, the trio is averaging 3.8 yards per carry, and is making a bid to lead the Patriots to their first season averaging 4.0 yards or more per carry since the 1985 season. The play of the three backs combined with consistent offensive line play has made the Patriots rushing attack a significant weapon in 2003. Below are the statistics for the Patriots' three running backs this season.

PATRIOTS RUNNING BACKS IN 2003

Player	GP/GS	Att.	Yds.	Avg.	TD
Kevin Faulk	9/5	112	428	3.8	0
Antowain Smith	8/4	97	338	3.5	2
Michael Cloud	3/1	21	104	5.0	3
Totals	20/10	230	870	3.8	5
16-game projection		368	1,392	3.8	8

TAKING AIM

ADAM VINATIERI is the most accurate kicker in franchise history and is the seventh most accurate kicker in NFL history. He has recorded an 81.3 percent conversion rate (204/251) over his eight-year career. So far this season, Vinatieri has hit 77.3 percent of his kicks (17/22). In 2002, Vinatieri led the NFL with a 90.0 percent field goal conversion rate (27/30).



NFL ALL-TIME MOST ACCURATE KICKERS

	TEAM	PCT.	FGM/FGA
1	Mike Vanderjagt	Colts	87.1 162/186
2t	John Carney	Saints	82.2 337/410
2t	Matt Stover	Ravens	82.2 310/377
4t	Olindo Mare	Dolphins	81.9 172/210
4t	Jason Hanson	Lions	81.9 280/342
4t	Ryan Longwell	Packers	81.9 172/210
7	Adam Vinatieri	Patriots	81.3 204/251
8	Mike Hollis	Giants	80.0 200/250
9	Martin Gramatica	Buccaneers	79.9 119/149

SCORING MACHINE

ADAM VINATIERI is the second leading scorer in Patriots history, totaling 875 points in his eighth year with the club. Vinatieri made the team as a rookie free agent in 1996 and has scored 100 points or more in each of his seven seasons, joining Jason Elam of the Denver Broncos as the only two kickers in NFL history to accomplish the feat. Vinatieri has kicked the most field goals in Patriots history, having tallied 204 successful boots in a Patriots uniform.

LEADING SCORERS IN PATRIOTS HISTORY

#	SCORING	TD	PAT/PATA	2-Pt	FG /FGA	TP
1	Gino Cappelletti	42	346/ 358	2	176/ 334	1,130
2	Adam Vinatieri	0	261/ 267	1	204/ 251	875
3	John Smith	0	308/ 323	0	128/ 191	692
4	Tony Franklin	0	163/ 166	0	93/ 125	442
5	Stanley Morgan	68	0/ 0	0	0/ 0	408

CHRISTIAN SCORIA

CHRISTIAN FAURIA grabbed two touchdown passes from Tom Brady in Week Two against Philadelphia, giving him nine touchdown catches since joining the Patriots before the 2002 season. In his career prior to joining the Patriots, Fauria caught a total of seven touchdown passes in seven seasons. In 2002, Fauria tied Bubba Franks and Tony Gonzalez for the most touchdowns by a tight end in the NFL. Last season, Fauria led the NFL by scoring one touchdown every 3.9 receptions. Listed below are the Patriots touchdown leaders since the beginning of 2002.

PATRIOTS TOUCHDOWN LEADERS SINCE 2002

Player	(Ru-Rec-Ret)	Total TDs
Antowain Smith	(8-2-0)	10
Christian Fauria	(0-9-0)	9
Kevin Faulk	(2-3-2)	7
David Patten	(0-5-0)	5
Troy Brown	(0-5-0)	5

Legend: Ru-Rushing touchdown; Rec-Receiving touchdown; Ret-Touchdown via return

THIRD QUARTER QUALITY


The third quarter has been the Patriots' most productive segment of the game so far this season. New England has netted 65 third-quarter points, showing their offensive prowess coming out of the locker room after halftime. In contrast, the Patriots have allowed their opponents just 30 third-quarter points this season.



QB TOM BRADY NEWS AND NOTES

RECORDING SUCCESS

TOM BRADY has quarterbacked the Patriots to victories in 28 of his 40 regular-season starts during his career, compiling a .700 winning percentage, tying him with Kurt Warner for the best record of any active quarterback in the NFL with at least 20 starts. Including the playoffs, he is 31-12 as a starter. Including preseason, regular-season and postseason games, he is 38-13.



ACTIVE QUARTERBACKS WINNING PERCENTAGE

Quarterback, Team(s)	W	L	Pct.
Tom Brady, NE.....	28	12	.700
Kurt Warner, STL*.....	35	15	.700
Jay Fiedler, JAX/MIA*.....	33	15	.688
Brett Favre, ATL/GB.....	120	63	.655
Donovan McNabb, PHI.....	38	20	.655
Steve McNair, TEN.....	67	38	.638
Brad Johnson, MIN/WAS/TB.....	55	34	.618

*-Did not start last week

HE RATE ME

TOM BRADY has earned three passer ratings over 100.0 this season and has done so 12 times in his career. Brady earned a 115.2 rating in a 19-13 overtime win at Miami (10/19/03) and also broke the 100.0 mark with ratings of 108.0 at Denver (11/03/03) and 105.8 at Philadelphia (09/14/03). In 2002, he recorded six ratings of over 100.0, including three against AFC East opponents. All of Brady's 12 career 100.0-plus ratings have come in Patriots victories (see below). Brady also owns three of the top five ratings in Patriots history.

TOM BRADY'S GAMES WITH PASSER RATING OVER 100.0

Date	Opp.	Att	Cmp	Yds	Pct.	TD	I	Rating	W/L
10/21/01	at IND	20	16	202	.800	3	0	148.3	W
11/03/02	at BUF	26	22	265	.846	3	0	147.6	W
11/25/01	NO	26	19	258	.731	4	0	143.9	W
11/04/01	at ATL	31	21	250	.677	3	0	124.4	W
10/19/03	at MIA	34	24	283	.706	2	0	115.2	W
11/24/02	MIN	34	21	239	.617	3	0	112.3	W
09/22/02	KC	54	39	410	.722	4	1	110.9	W
09/09/02	PIT	43	29	294	.674	3	0	110.0	W
11/03/03	at DEN	35	20	350	.571	3	1	108.0	W
09/14/03	at PHI	44	30	255	.682	3	0	105.8	W
12/08/02	BUF	27	15	183	.556	2	0	101.3	W
09/15/02	at NYJ	35	25	269	.714	2	1	100.8	W

CAREER NUMBERS

TOM BRADY ranks sixth among Patriots' all-time leading passers, and is the franchise's all-time leader in completion percentage. Brady passed Jim Plunkett for fifth place on the Patriots all-time completions list in the game against Tennessee (10/05/03).

ALL-TIME PATRIOTS PASSING LEADERS

Rk.	Name	Att	Cmp	Yards	Pct.	TD	Int
1.	Drew Bledsoe	4,518	2,544	29,657	56.3	166	138
2.	Steve Grogan	3,593	1,879	26,886	52.3	182	208
3.	Babe Parilli	2,412	1,140	16,747	47.3	132	138
4.	Tony Eason	1,500	876	10,732	58.4	60	48
5.	Jim Plunkett	1,503	729	9,932	48.5	62	87
6.	TOM BRADY	1,340	826	8,896	61.6	57	34
7.	Hugh Millen	612	370	4,276	60.5	17	28

SPREADING THE FIELD

TOM BRADY has continued his tradition of utilizing all of the weapons at his disposal. Through 10 games, the New England signal caller has completed a pass to an average of 7.2 receivers per game. Last season, Brady completed a pass to seven or more receivers in 13 of 16 games. So far this year, he's used seven or more receivers six times.

OVERDRIVE IN OVERTIME

TOM BRADY owns a career record of 6-0 in overtime, including the postseason. Brady is the all-time NFL leader in overtime wins without a defeat. Brady and former Steelers signal caller Terry Bradshaw are the only two NFL quarterbacks to be undefeated in overtime (minimum of five games). The top six quarterbacks in overtime are listed below.

BEST CAREER OVERTIME RECORD (Min: 5 Games)

	W- L	Pct.	Yrs in NFL
Tom Brady	6-0	1.000	4
Terry Bradshaw	5-0	1.000	14
Ken Stabler	6-1	.857	15
Jake Plummer	4-1	.800	7
Jim Kelly	6-2	.750	11
Ken O'Brien	4-1-1	.750	10

Regular and postseason games combined.

SOLID DOWN THE STRETCH

Tom Brady has compiled a 19-4 career record as a starter in games played after November 1. The streak includes the Patriots' 2001 playoff run. So far this year, Brady has led the team to wins in both of his starts after the beginning of November. Last season, Brady and the Patriots were 6-3 in the final two months of the season, rebounding from a 3-4 start to finish with a 9-7 record. In 2001, Brady led the team to an 11-1 record after November 1 as the team marched to a victory in Super Bowl XXXVI.

COMEBACK KID

TOM BRADY has engineered 11 comebacks in the fourth quarter or overtime in his career, including rebounding from a 26-23 deficit with 2:51 left in Week Nine at Denver. In that game, Brady completed four of five passes for 58 yards on the game-winning drive. In 2002, Brady led three comebacks from a tie or deficit, including a dramatic 27-24 overtime win over Miami in the season finale. Brady's comeback record includes his dramatic performance to lead the Patriots to victory in Super Bowl XXXVI and his memorable performance in the snow against the Oakland Raiders in the 2001 Divisional Playoffs.

TOM BRADY'S CAREER COMEBACKS

Date	Opp.	Time Remaining			Passing Statistics					Final
		Score	in Reg.	Att	Cmp	Yds	TD	Int		
11/3/03	at DEN	23-26	2:51	4	5	58	1	0		30-26
10/19/03	at MIA	13-13	15:00	10	7	147	1	0		19-13 ot
10/5/03	TEN	24-27	4:40	1	1	15	0	0		38-30
12/29/02	MIA	13-24	4:59	13	8	69	1	0		27-24 ot
11/10/02	at CHI	19-30	5:16	14	9	116	2	0		33-30
09/22/02	KC	38-38	0:00	5	4	46	0	0		41-38 ot
02/03/02	STL**	17-17	1:21	8	5	53	0	0		20-17
01/19/02	OAK*	3-13	15:00	27	20	138	0	0		16-13 ot
12/16/01	at BUF	6-9	5:57	13	9	116	0	0		12-9 ot
12/02/01	at NYJ	14-16	15:00	7	6	56	0	0		17-16
10/14/01	SD	16-26	8:48	18	13	130	1	0		29-26 ot

* Divisional Playoffs ** Super Bowl XXXVI

ON TARGET

TOM BRADY ranks as the most efficient quarterback in Patriots history with a 61.6 percent career completion rate (1340-826). In 2001, Brady established a Patriots single-season franchise record of 63.9. He finished the 2002 season with a 62.1 percent completion rate, the second-highest in Patriots history.

PATRIOTS COMPLETION PERCENTAGE LIST (Min. 500 Att.)

Rk	Quarterback	Att	Cmp	Cmp %
1.	Tom Brady	1,340	826	61.6
2.	Hugh Millen	612	370	60.5
3.	Tony Eason	1,500	876	58.4



CHECK YOUR LOCAL LISTINGS

WBCN PATRIOTS ROCK RADIO NETWORK

For the ninth consecutive season, WBCN is proud to be the flagship station for the Patriots Rock Radio Network. Every Patriots game can be heard on WBCN (104.1 FM) and its network of 32 stations throughout all six New England states. Longtime broadcast tandem Gil Santos and Gino Cappelletti will call all of the action in static-free stereo sound.



FLAGSHIP STATION
WBCN
Boston ★ 104.1 FM



MASSACHUSETTS

WAHL Athol 99.9 FM
WXTK Cape Cod 95.1 FM
WSAR Fall River 1480 AM
WKKB New Bedford 100.3 FM
WEB Pittsfield 1420 AM
WBEC Pittsfield 1420 AM
WAQY Springfield 102.1 FM
WWFX Worcester 100.1 FM

MAINE

WEBB Augusta 98.5 FM
WTUL Augusta 1400 AM
WNSX Bangor 97.7 FM
WCRQ Calais 102.9 FM
WBLM Portland 102.9 FM
WOZI Presque Isle 101.9 FM

CONNECTICUT

WCCC Hartford 106.9 FM
WMOS New London 104.7 FM
WINY Putnam 1350 AM

NEW HAMPSHIRE

WTSL Hanover 1400 AM
WZBK Keene 1220 AM
WBHG Laconia 101.5 FM
WVRR Lebanon 101.7 FM
WGIR Manchester 610 AM
WSAK Portsmouth 102.1 FM
WXKL Concord 1450 AM

RHODE ISLAND

WSKO Providence 790 AM
WSKO Providence 99.7 FM

VERMONT

WKVT Brattleboro 92.7 FM
WCPV Burlington 101.3 FM
WMXR Claremont 93.9 FM
WMOO Derby 92.1 FM
WEXP Rutland 101.5 FM
WDEV Waterbury 960 AM

PATRIOTS ALL ACCESS ON WCVB CH.5

Patriots All Access, an Emmy Award-winning one-hour magazine show, airs weekly throughout the season on WCVB-TV Channel 5 in Boston. Indicative of its name, Patriots All Access provides viewers exclusive, behind-the-scenes access and weekly in-depth features. WCVB's Mike Lynch hosts the program and is joined by Head Coach Bill Belichick for a weekly chalk talk and also by a Patriots player of the week.

WCVB-TV Channel 5

Patriots All Access..... Every Saturday at 11:00 a.m. and 7:00 p.m.

PATRIOTS FOOTBALL WEEKLY ON WB56

Join the editorial staff of Patriots Football Weekly for a half-hour Patriots extravaganza every Saturday night on WLVI-TV (WB56). The ultimate studio sports show for the ultimate Patriots fan is patterned like the official team newspaper, aiming to be confrontational and opinionated as the reporters dish about what's ahead for the team, give opponent analysis and offer insider information they've learned from working in the trenches at Gillette Stadium.

WLVI-TV Channel 56

Patriots Football Weekly Every Saturday at 11:00 p.m.

PATRIOTS.COM

The official Web site of the New England Patriots offers fans an exciting lineup of daily features and is one of the most advanced and exciting Web sites in all of sports. **Patriots Video News** is a streaming video show broadcast daily on Patriots.com, giving Patriots fans interviews and analysis that picks up where the newspapers and TV reports leave off. **Patriots.com Radio** features six hours of original daily programming beginning at noon ET, and allows fans to interact with hosts and guests via phone and email. Besides these features, the site offers daily news updates, press releases, live coverage of all press conferences and much more.

RATINGS SUCCESS

The Patriots have consistently been at or near the top spot in the weekly television ratings for the 2.1 million homes in the Boston TV market.

2003 RATINGS (BOSTON TV MARKET)

Date	Opponent	Rating/ Share	Network	Result
Thurs., Aug. 7	N.Y. Giants*	12.4 / 22	ESPN	W 26-6
Sat., Aug. 16	at Washington*	10.1 / 21	WCVB	W 20-13
Fri., Aug. 22	at Philadelphia*	9.8 / 18	WCVB	W 24-12
Wed., Aug. 27	Chicago*	9.9 / 18	WCVB	W 38-23
Sun., Sept. 7	at Buffalo	20.0 / 46	CBS	L 0-31
Sun., Sept. 14	at Philadelphia	26.6 / 48	CBS	W 31-10
Sun., Sept. 21	N.Y. Jets	23.1 / 51	CBS	W 23-16
Sun., Sept. 28	at Washington	22.4 / 49	CBS	L 17-20
Sun., Oct. 5	Tennessee	14.5 / 29	CBS	W 38-30
Sun., Oct. 12	N.Y. Giants	25.1 / 54	FOX	W 17-6
Sun., Oct. 19	at Miami	24.6 / 51	CBS	W 19-13
Sun., Oct. 26	Cleveland	24.2 / 53	CBS	W 9-3
Mon., Nov. 3	at Denver	23.0 / 40	ABC	W 30-26
Sun., Nov. 9	BYE WEEK			
Sun., Nov. 16	Dallas	30.6 / 46	ESPN	W 12-0
Sun., Nov. 23	at Houston	1:00	CBS	
Sun., Nov. 30	at Indianapolis	1:00	CBS	
Sun., Dec. 7	Miami	4:15	CBS	
Sun., Dec. 14	Jacksonville	1:00	CBS	
Sat., Dec. 20	at N.Y. Jets	8:30	ESPN	
Sat., Dec. 27	Buffalo	1:30	CBS	

*-Preseason

RATINGS HISTORY

Season	Rating / Share
2003 Regular Season Average	23.4 / 46.7
2002 Regular Season Average	28.5 / 52.9
2001 Regular Season Average	24.7 / 48.3
2001 Postseason Average	47.4 / 72.7
2000 Regular Season Average	20.3 / 43.7

Note: Each ratings point represents one percent of the 2.1 million homes in the Boston TV market.

PATRIOTS MONDAY ON WEEI

Sports Radio 850 WEEI has the exclusive rights to broadcast "Patriots Monday" from Gillette Stadium every week during the season. The daylong programming lineup offers fans unique access from Head Coach Bill Belichick and quarterback Tom Brady along with appearances by Troy Brown and Richard Seymour, among other star players. The programming lineup is listed below.

Time (Mondays)	Show	Guest(s)
6:00 – 10:00 a.m.	Dennis and Callahan	Tom Brady
10:00 a.m. – 2:00 p.m.	Dale and Neumy	Troy Brown, Richard Seymour and Stars of the Week
2:00 – 6:00 p.m.	The Big Show	Coach Belichick

PATRIOTS FIFTH QUARTER ON WBZ 4 AND UPN 38

For the first time in franchise history, each of the team's postgame press conferences will be broadcast live, in their entirety on "The Fifth Quarter." WBZ-TV 4, the television flagship station of the Patriots, and its sister station, WSBK-TV/UPN 38, will broadcast all 16 regular season postgame press conferences with observations by Head Coach Bill Belichick, quarterback Tom Brady and star players of the game. WBZ-TV 4 Sports Director Bob Lobel, along with former Patriots players Steve DeOssie and Scott Zolak, will provide analysis and commentary, giving Patriots fans unique perspectives on each game. WSBK will televise 10 "Fifth Quarter" shows, while WBZ will air six shows.

Date, Opponent	Station
11/23, at Houston	UPN 38
11/30, at Indianapolis	UPN 38





2003 TRANSACTIONS

1/6	Ken Kocher	Signed	8/4	Thabiti Davis.....	Signed
	Brandon Gorin	Signed	8/10	Brenden Stai	Retired
	Dyshod Carter	Signed (Allocated to NFLE)	8/13	Marques McFadden	Claimed off waivers (DAL)
	Scott McCready	Signed (Allocated to NFLE)		DeVeren Johnson	Claimed off waivers (DAL)
	T.C. Taylor	Signed (Allocated to NFLE)		Dan Stricker.....	Placed on reserve/injured list
	Courtney Ledyard	Signed (Allocated to NFLE)	8/15	Marques McFadden	Released
	Shane Stafford	Signed (Allocated to NFLE)	8/18	Otis Smith.....	Released
1/9	Michael Malan	Signed (Allocated to NFLE)	8/19	Corbin Lacina	Signed
1/17	Rodney Trafford	Signed (Allocated to NFLE)		Ted Washington	Acquired via trade (CHI)
1/28	John Hufnagel.....	Named quarterbacks coach		DeVeren Johnson	Released
2/28	Lonie Paxton	Re-signed		Jasen Esposito	Released
3/6	Fred Baxter	Re-signed	8/20	Chad Lee	Released
	Greg Randall	Traded (HOU)		Spencer Nead	Released
3/11	Rosevelt Colvin.....	Signed		Daniel Pope	Released
	Tyrone Poole.....	Signed	8/24	Ken Kocher	Released
3/12	Rodney Harrison.....	Signed		Buck Rasmussen	Released
	Chris Akins	Signed		J.R. Redmond	Released
3/24	Fred McCrary	Signed		Antwoine Womack.....	Released
	Maugaula Tuitele.....	Re-signed	8/26	Jamil Soriano	Acquired via trade (CHI)
4/8	Tom Ashworth.....	Re-signed		Kerry Watkins	Released
4/14	Tebucky Jones	Traded (N.O.)		Bill Conaty	Placed on Reserve/Injured
4/23	Daniel Pope	Signed		Kliff Kingsbury.....	Placed on Reserve/Injured
4/26	Ty Warren	Drafted		Tully Banta-Cain.....	Placed on Reserve/PUP
	Eugene Wilson	Drafted		Chas Gessner.....	Placed on Reserve/PUP
	Bethel Johnson.....	Drafted		Kenyatta Jones	Placed on Reserve/PUP
4/27	Dan Klecko	Drafted		Stephen Neal	Placed on Reserve/PUP
	Asante Samuel	Drafted		Gene Mruczkowski.....	Placed on Reserve/NFI
	Dan Koppen	Drafted	8/28	Corbin Lacina, Dyshod Carter, Brad Harris, Michael Malan, Frank Moreau and Rod Trafford	Released
	Kliff Kingsbury	Drafted		Thabiti Davis, Russ Hochstein, Ethan Kelley, Matt Knutson, Shawn Mayer, Leonard Myers, Patrick Pass, Jamil Soriano, Maugaula Tuitele and Dedric Ward	Released
	Spencer Nead.....	Drafted		Michael Cloud	Placed on Reserve/Susp. by NFL
	Tully Banta-Cain	Drafted		Bill Conaty	Released from Reserve/Injured
	Ethan Kelley.....	Drafted	9/1	Russ Hochstein	Signed to the practice squad
5/2	Kyle Croskey, Jasen Esposito, Chas Gessner, Michael Hayes, Ricklan Holmes, Jason Hunt, Chad Lee, Chris Massey, Shawn Mayer, Rob Milanese, Buck Rasmussen, Walter Sampson, Dan Stricker, Kerry Watkins and Matt Word	Signed as rookie free agents		Ethan Kelley.....	Signed to the practice squad
				Shawn Mayer	Signed to the practice squad
5/5	Derek Watson	Signed		Jamil Soriano	Signed to the practice squad
	Michael Hayes	Released	9/2	Lawyer Milloy.....	Released
	Chris Massey.....	Released		Tim Provost	Signed to the practice squad
5/9	Scott Farley.....	Signed		Russ Hochstein	Signed from the practice squad
	Aric Morris	Signed	9/14	Jamin Elliott.....	Signed to the practice squad
5/15	Dave Petruziello	Signed	9/22	Rosevelt Colvin	Placed on Reserve/Injured
	Kyle Croskey	Released		Mike Compton.....	Placed on Reserve/Injured
5/16	Don Davis	Signed		Wilbert Brown	Claimed off waivers (WAS)
	Gene Mruczkowski.....	Signed		Patrick Pass	Signed
	Joe Schey	Signed	9/29	Michael Cloud	Granted one-week roster exemption
5/22	Dedric Ward.....	Signed	10/4	Michael Cloud	Activated to the 53-man roster
5/27	Walter Sampson.....	Released		Fred McCrary	Released
5/29	Ricklan Holmes.....	Released	10/7	Fred McCrary	Re-signed
	Matt Word	Released		Aric Morris	Released
6/11	Shane Stafford	Released	10/13	Dan Stricker.....	Released from Reserve/Injured
6/23	Michael Cloud.....	Signed	10/18	Tully Banta-Cain.....	Activated from Reserve/PUP
7/3	Bill Conaty	Signed		Shawn Mayer	Signed from the practice squad
7/10	T.C. Taylor	Released		Adrian Klemm	Placed on Reserve/Injured
7/15	Dan Klecko	Signed		Larry Centers	Released
	Asante Samuel	Signed	10/22	Justin Kurpeikis	Signed to the practice squad
	Ethan Kelley	Signed	10/25	Kenyatta Jones	Released from Reserve/PUP
7/16	Rob Milanese	Released	11/5	Justin Kurpeikis	Released from the practice squad
	Brad Harris	Signed	11/7	David Patten	Placed on Reserve/Injured
	Corey Mitchell	Signed		Shawn Mayer	Released
7/21	Ty Warren	Signed	11/10	Shawn Mayer	Signed to the practice squad
	Eugene Wilson	Signed		Stephen Neal	Placed on Reserve/Injured
	Bethel Johnson.....	Signed	11/13	Chas Gessner.....	Activated from Reserve/PUP
	Dan Koppen	Signed	11/16	Jamin Elliott.....	Signed from the practice squad
	Kliff Kingsbury	Signed	11/17	Chas Gessner.....	Released
	Spencer Nead.....	Signed	11/18	J.J. Stokes	Signed
	Tully Banta-Cain	Signed		Chas Gessner.....	Signed to the practice squad
	Dave Petruziello	Released			
	Kerry Watkins	Released			
	Derek Watson	Released			
7/23	Kerry Watkins	Signed			
	Mike Clare.....	Released			
	Courtney Ledyard	Released			
	Corey Mitchell	Released			
	Joe Schey	Released			
7/28	Brenden Stai	Signed			
	Scott Farley.....	Released			
7/30	Larry Centers	Signed			
	Jason Hunt	Released			
8/1	Frank Moreau.....	Signed			
	Ben Kelly	Released			
8/2	Scott McCready	Released			





PATRIOTS 2003 DEFENSIVE STATISTICS

Tackle statistics tabulated from coaching grades

DEFENSIVE STATISTICS												SP. TEAMS					FUMBLES - LOST (15-6)					
Name	TT	UT	A	S/	YL	Int/	Yds	PD	FF	FR		TT	UT	A	FF	FR				Own		
Roman Phifer	91	62	29	-	-	-	-	2	2	-		0	0	0	-	-						
Rodney Harrison	89	70	19	-	-	2	0	9	-	1		3	1	2	-	-		No.	Lost	Rec.	O.B.	
Tedy Bruschi	84	53	31	1.0	9.0	1	18	11	2	-		1	1	0	-	-		Tom Brady	8	3	2	0
Richard Seymour	49	31	18	4.5	26.5	-	-	4	-	-		0	0	0	-	-		Kevin Faulk	2	2	0	0
Ty Law	45	38	7	-	-	4	112	13	-	-		0	0	0	-	-		Troy Brown	2	0	1	1
Willie McGinest	43	33	10	3.0	22.0	-	-	-	1	2		0	0	0	-	-		Lonie Paxton	2	0	0	1
Tyrone Poole	40	37	3	-	-	3	13	13	2	-		0	0	0	-	-		Ty Law	1	1	0	0
Eugene Wilson	40	32	8	-	-	3	8	7	-	-		0	0	0	-	-		Dan Koppen	0	0	1	0
Bobby Hamilton	36	20	16	-	-	-	-	2	-	-		1	1	0	-	-		Joe Andruzzi	0	0	1	0
Mike Vrabel	33	26	7	4.0	29.0	-	-	2	1	-		0	0	0	-	-		Larry Centers	0	0	1	0
Matt Chatham	26	16	10	1.5	10.5	-	-	-	1	1		0	0	0	-	-		Ken Walter	0	0	1	0
Ty Warren	26	14	12	1.0	1.0	-	-	2	-	-		9	3	6	-	-		Totals	15	6	7	2
Asante Samuel	20	20	0	-	-	2	55	7	-	-		0	0	0	-	-						
Ted Washington	14	11	3	1.0	5.0	-	-	-	1	-		2	2	0	-	-		BLOCKED KICKS				
Jarvis Green	14	9	5	1.5	6.5	-	-	-	-	-		0	0	0	-	-			XP	FG	P	
Ted Johnson	12	8	4	-	-	-	-	-	-	-		0	0	0	-	-		Dan Klecko	0	1	0	
Dan Klecko	10	8	2	1.5	7.5	-	-	-	-	-		0	0	0	-	-		Richard Seymour	0	1	0	
Antwan Harris	8	6	2	-	-	-	-	1	-	-		1	1	0	-	-		Totals	0	2	0	
Rick Lyle	6	5	1	-	-	-	-	-	-	-		9	6	3	-	-						
Chris Akins	6	4	2	-	-	-	-	1	-	-		0	0	0	-	-		MISC. OFFENSIVE STATS				
Rosevelt Colvin	5	5	0	2.0	9.0	-	-	-	-	1		19	10	9	-	-			Tkl	Ast	FF	FR
Larry Izzo	3	3	0	-	-	-	-	1	-	-		0	0	0	-	-		Deion Branch	3	0	0	0
Anthony Pleasant	2	1	1	1.0	12.0	-	-	-	-	1		22	12	10	-	-		David Givens	2	0	0	0
Don Davis	1	1	0	-	-	-	-	-	-	-		0	0	0	-	-		Matt Light	1	0	0	0
Tully Banta-Cain	1	0	1	-	-	-	-	-	-	-		13	5	8	-	-		Larry Centers	1	0	0	0
Aric Morris	0	0	0	-	-	1	33	1	-	-		6	4	2	-	-		Totals	7	0	0	0
Patrick Pass	0	0	0	-	-	-	-	-	-	-		8	4	4	-	-						
Je'Rod Cherry	0	0	0	-	-	-	-	-	-	-		5	3	2	-	-						
Fred Baxter	0	0	0	-	-	-	-	-	-	-		4	3	1	-	-						
Shawn Mayer	0	0	0	-	-	-	-	-	-	-		4	0	4	-	-						
Fred McCrary	0	0	0	-	-	-	-	-	-	-		4	0	4	-	-						
David Givens	0	0	0	-	-	-	-	-	-	-		3	2	1	-	-						
Daniel Graham	0	0	0	-	-	-	-	-	-	-		2	2	0	-	-						
Bethel Johnson	0	0	0	-	-	-	-	-	-	-		2	1	1	-	-						
Adam Vinatieri	0	0	0	-	-	-	-	-	-	-		1	1	0	-	1						
Lonie Paxton	0	0	0	-	-	-	-	-	-	-		1	0	1	-	-						
Troy Brown	0	0	0	-	-	-	-	-	-	-		1	0	0	-	1						
Totals	704	513	191	22.0	138.0	16	239	76	10	6		121	62	59	0	2						

LEGEND											
TT -	Total Tackles					PD -	Pass Defensed				
UT -	Unassisted Tackles					FF -	Forced Fumbles				
A -	Assists					FR -	Fumbles Recovered				
S/Yds -	Sacks/Yards Lost					Tack.T.O. -	Tackles off Turnovers				
I/R et. -	Interceptions/Return Yards					O.B. -	Out of Bounds				



HOW THE PATRIOTS WERE BUILT

<u>YEAR</u>	<u>DRAFTEES (24)</u>	<u>VETERAN FREE AGENTS (23)</u>	<u>WAIVERS (2) / TRADES (1)</u>	<u>ROOKIE AND FIRST-YEAR FREE AGENTS (3)</u>
1993	Troy Brown (8)			
1994	Willie McGinest (1)			
1995	Ty Law (1) Ted Johnson (2)			
1996	Tedy Bruschi (3)			Adam Vinatieri (fa)
1997				
1998				
1999	Damien Woody (1a) Kevin Faulk (2)			
2000	Antwan Harris (6a) Tom Brady (6b) Patrick Pass (7b)	Joe Andruzzi (fa) (G.B.) Bobby Hamilton (fa) (NYJ)	Matt Chatham (fa) (cw-STL)	Lonie Paxton (fa)
2001	Richard Seymour (1) Matt Light (2)	Je'Rod Cherry (2) (PHI) Damon Huard (fa) (MIA) Larry Izzo (fa) (MIA)* Roman Phifer (2) (NYJ) Anthony Pleasant (3) (SF)* Antowain Smith (1) (BUF) Mike Vrabel (3) (PIT)* Ken Walter (fa) (CAR)		Tom Ashworth (fa)
2002	Daniel Graham (1) Deion Branch (2) Rohan Davey (4a) Jarvis Green (4b) David Givens (7b)	Fred Baxter (5) (CHI) Christian Fauria (2) (SEA)* Rick Lyle (fa) (NYJ)*		
2003	Ty Warren (1) Eugene Wilson (2a) Bethel Johnson (2b) Dan Klecko (4a) Asante Samuel (4b) Dan Koppen (5) Tully Banta-Cain (7b)	Chris Akins (7) (CLE)* Michael Cloud (2) (KC)* Don Davis (fa) (STL)* Jamin Elliott (6) (CHI) Brandon Gorin (7) Rodney Harrison (5) (SD) Russ Hochstein (5) Fred McCrary (6) (SD) Tyrone Poole (1) (DEN)* J.J. Stokes (1) (JAX)	Ted Washington (1) (tr-CHI) Wilbert Brown (fa) (cw-WAS) <u>Reserve/Injured</u> Rosevelt Colvin (4) (CHI)* Mike Compton (3) (DET)* Kliff Kingsbury (6) Adrian Klemm (2) Stephen Neal (fa) David Patten (fa) (CLE) *	<u>Reserve / NFI</u> Gene Mruczkowski (fa-03)

* unrestricted free agent

(#) - indicates round drafted

(fa) - indicates non-drafted free agents



2003 ALPHABETICAL ROSTER

Nov. 20, 2003

#	NAME	POS	HT	WT	BORN	YR	COLLEGE	H.S. HOMETOWN
34	Akins, Chris	S	5-11	200	11/29/76	5	Arkansas Pine-Bluff	Little Rock, Ark.
63	Andruzzi, Joe	G	6-3	312	08/23/75	7	S. Connecticut St.	Staten Island, N.Y.
68	Ashworth, Tom	T	6-6	305	10/10/77	2	Colorado	Englewood, Colo.
48	Banta-Cain, Tully	LB	6-2	250	08/28/80	R	California	Sunnyvale, Calif.
84	Baxter, Fred	TE	6-3	268	06/14/71	11	Auburn	Pike County, Ala.
12	Brady, Tom	QB	6-4	225	08/03/77	4	Michigan	San Mateo, Calif.
83	Branch, Deion	WR	5-9	193	07/18/79	2	Louisville	Albany, Ga.
80	Brown, Troy	WR	5-10	196	07/02/71	11	Marshall	Blackville, S.C.
60	Brown, Wilbert	G	6-2	320	05/09/77	3	Houston	Hooks, Texas
54	Bruschi, Tedy	LB	6-1	247	06/09/73	8	Arizona	Roseville, Calif.
58	Chatham, Matt	LB	6-4	250	06/28/77	4	South Dakota	Sioux City, Iowa
30	Cherry, Je'Rod	S	6-1	210	05/30/73	8	California	Berkeley, Calif.
21	Cloud, Michael	RB	5-10	205	07/01/75	5	Boston College	Portsmouth, R.I.
6	Davey, Rohan	QB	6-2	245	04/14/78	2	Louisiana State	Miami, Fla.
51	Davis, Don	LB	6-1	235	12/17/72	8	Kansas	Olathe, Kan.
10	Elliott, Jamin	WR	5-11	195	10/05/79	2	Delaware	Portsmouth, Va.
33	Faulk, Kevin	RB	5-8	202	06/05/76	5	Louisiana State	Carencro, La.
88	Fauria, Christian	TE	6-4	250	09/22/71	9	Colorado	Encino, Calif.
87	Givens, David	WR	6-0	212	08/16/80	2	Notre Dame	Humble, Texas
76	Gorin, Brandon	T	6-6	308	07/17/78	2	Purdue	Muncie, Ind.
82	Graham, Daniel	TE	6-3	257	11/16/78	2	Colorado	Denver, Colo.
97	Green, Jarvis	DL	6-3	290	01/12/79	2	Louisiana State	Donaldsonville, La.
91	Hamilton, Bobby	DE	6-5	280	07/01/71	9	Southern Mississippi	Columbia, Miss.
23	Harris, Antwan	DB	5-9	194	05/29/77	4	Virginia	Raleigh, N.C.
37	Harrison, Rodney	S	6-1	220	12/15/72	10	Western Illinois	Chicago, Ill.
71	Hochstein, Russ	G	6-4	305	10/07/77	3	Nebraska	Hartington, Neb.
19	Huard, Damon	QB	6-3	215	07/09/73	7	Washington	Puyallup, Wash.
53	Izzo, Larry	LB	5-10	228	09/26/74	8	Rice	Houston, Texas
81	Johnson, Bethel	WR	5-11	200	02/11/79	R	Texas A&M	Corsicana, Texas
52	Johnson, Ted	LB	6-4	253	12/04/72	9	Colorado	Alameda, Calif.
90	Klecko, Dan	DL	5-11	283	01/12/81	R	Temple	Colts Neck, N.J.
67	Koppen, Dan	G	6-2	296	09/12/79	R	Boston College	Whitehall, Pa.
24	Law, Ty	CB	5-11	200	02/10/74	9	Michigan	Aliquippa, Pa.
72	Light, Matt	T	6-4	305	06/23/78	3	Purdue	Greenville, Ohio
96	Lyle, Rick	DL	6-5	285	02/26/71	10	Missouri	Monroe, La.
44	McCrary, Fred	FB	6-0	247	09/19/72	7	Mississippi State	Naples, Fla.
55	McGinest, Willie	LB	6-5	270	12/11/71	10	Southern Cal	Long Beach, Calif.
35	Pass, Patrick	FB	5-10	217	12/31/77	4	Georgia	Tucker, Ga.
66	Paxton, Lonie	LS	6-2	260	03/13/78	4	Sacramento State	Corona, Calif.
95	Phifer, Roman	LB	6-2	248	03/05/68	13	UCLA	Pineville, N.C.
98	Pleasant, Anthony	DE	6-5	280	01/27/68	14	Tennessee State	Century, Fla.
38	Poole, Tyrone	CB	5-8	188	02/03/72	8	Fort Valley State	LaGrange, Ga.
22	Samuel, Asante	CB	5-10	185	01/06/81	R	Central Florida	Ft. Lauderdale, Fla.
93	Seymour, Richard	DL	6-6	310	10/06/79	3	Georgia	Gadsden, S.C.
32	Smith, Antowain	RB	6-2	232	03/14/72	7	Houston	Montgomery, Ala.
85	Stokes, J.J.	WR	6-4	225	10/06/72	9	UCLA	San Diego, Calif.
4	Vinatieri, Adam	K	6-0	202	12/28/72	8	South Dakota State	Rapid City, S.D.
50	Vrabel, Mike	LB	6-4	261	08/14/75	7	Ohio State	Akron, Ohio
13	Walter, Ken	P	6-1	207	08/15/72	7	Kent State	Euclid, Ohio
94	Warren, Ty	DL	6-5	300	02/06/81	R	Texas A&M	Bryan, Texas
92	Washington, Ted	NT	6-5	365	04/13/68	13	Louisville	Tampa, Fla.
26	Wilson, Eugene	DB	5-10	195	08/17/80	R	Illinois	Merrillville, Ill.
65	Woody, Damien	C/G	6-3	320	11/03/77	5	Boston College	Beaverdam, Va.

PRACTICE SQUAD

18	Gessner, Chas	WR	6-4	215	08/17/81	R	Brown	Hyattsville, Md.
99	Kelley, Ethan	DT	6-2	303	02/12/80	R	Baylor	Sugar Land, Texas
39	Mayer, Shawn	S	6-0	202	03/04/79	R	Penn State	Hillsborough, N.J.
62	Provost, Tim	T	6-5	300	08/24/80	R	San Jose State	Downey, Calif.
75	Soriano, Jamil	G/T	6-4	310	05/11/81	R	Harvard	Plainville, N.Y.

HEAD COACH: BILL BELICHICK

ASSISTANTS: Romeo Crennel, Defensive Coordinator/Defensive Line; Brian Daboll, Wide Receivers; Jeff Davidson, Assistant Offensive Line/Tight Ends; Ivan Fears, Running Backs; John Hufnagel, Quarterbacks; Josh McDaniels, Coaching Assistant; Pepper Johnson, Inside Linebackers; Eric Mangini, Defensive Backs; Markus Paul, Assistant Strength and Conditioning; Rob Ryan, Outside Linebackers; Dante Scarnecchia, Assistant Head Coach/Offensive Line; Brad Seely, Special Teams; Charlie Weis, Offensive Coordinator; Mike Woicik, Strength and Conditioning.



2003 NUMERICAL ROSTER

#	NAME	POS	HT	WT	AGE	YR	COLLEGE	HOW ACQ.	G/S/D/I
4	Adam Vinatieri	K	6-0	202	30	8	South Dakota State	FA-96	10/0/0/0
6	Rohan Davey	QB	6-2	245	25	2	Louisiana State	D4a-02	1/0/0/9
10	Elliott, Jamin	WR	5-11	195	24	2	Delaware	FA-03	1/0/0/0
12	Tom Brady	QB	6-4	225	26	4	Michigan	D6b-00	10/10/0/0
13	Ken Walter	P	6-1	207	31	7	Kent State	FA-01	10/0/0/0
19	Damon Huard	QB	6-3	215	30	7	Washington	UFA (MIA)-01	0/0/10/0
21	Michael Cloud	RB	5-10	205	28	5	Boston College	UFA (KC)-03	3/1/0/3
22	Asante Samuel	CB	5-10	185	22	R	Central Florida	D4b-03	10/1/0/0
23	Antwan Harris	DB	5-9	194	26	4	Virginia	D6a-00	10/1/0/0
24	Ty Law	CB	5-11	200	29	9	Michigan	D1-95	9/9/0/1
26	Eugene Wilson	DB	5-10	195	23	R	Illinois	D2a-03	10/9/0/0
30	Je'Rod Cherry	S	6-1	210	30	8	California	FA-01	5/0/0/5
32	Antowain Smith	RB	6-2	232	31	7	Houston	FA (BUF)-01	8/4/0/2
33	Kevin Faulk	RB	5-8	202	27	5	Louisiana State	D2-99	9/5/0/1
34	Chris Akins	S	5-11	200	26	5	Arkansas Pine-Bluff	UFA (CLE)-03	10/0/0/0
35	Patrick Pass	FB	5-10	217	25	4	Georgia	D7b-00	7/1/0/0
37	Rodney Harrison	S	6-1	220	30	10	Western Illinois	FA (SD)-03	10/10/0/0
38	Tyrone Poole	CB	5-8	188	31	8	Fort Valley State	UFA (DEN)-03	10/10/0/0
44	Fred McCrary	FB	6-0	247	30	7	Mississippi State	FA (SD)-03	6/3/0/3
48	Tully Banta-Cain	LB	6-2	250	23	R	California	D7b-03	4/0/0/0
50	Mike Vrabel	LB	6-4	261	28	7	Ohio State	UFA (PIT)-01	7/5/0/3
51	Don Davis	LB	6-1	235	30	8	Kansas	UFA (STL)-03	9/0/0/1
52	Ted Johnson	LB	6-4	253	30	9	Colorado	D2-95	2/1/0/8
53	Larry Izzo	LB	5-10	228	29	8	Rice	UFA (MIA)-01	10/0/0/0
54	Tedy Bruschi	LB	6-1	247	30	8	Arizona	D3-96	10/10/0/0
55	Willie McGinest	LB	6-5	270	31	10	Southern Cal	D1-94	8/5/0/2
58	Matt Chatham	LB	6-4	250	26	4	South Dakota	CW (STL)-00	10/4/0/0
60	Wilbert Brown	G	6-2	320	26	3	Houston	CW (WAS)-03	2/0/1/4
63	Joe Andruzzy	G	6-3	312	28	7	Southern Connecticut St.	FA-00	10/10/0/0
65	Damien Woody	C/G	6-3	320	26	5	Boston College	D1a-99	8/8/0/2
66	Lonie Paxton	LS	6-2	260	25	4	Sacramento State	FA-00	10/0/0/0
67	Dan Koppen	G	6-2	296	24	R	Boston College	D5-03	10/9/0/0
68	Tom Ashworth	T	6-6	305	26	2	Colorado	FA-01	10/7/0/0
71	Russ Hochstein	G	6-4	305	26	3	Nebraska	FA-03	9/1/0/0
72	Matt Light	T	6-4	305	25	3	Purdue	D2-01	10/10/0/0
76	Brandon Gorin	T	6-6	308	25	2	Purdue	FA-03	4/0/3/3
80	Troy Brown	WR	5-10	196	32	11	Marshall	D8-93	9/8/0/1
81	Bethel Johnson	WR	5-11	200	24	R	Texas A&M	D2b-03	10/2/0/0
82	Daniel Graham	TE	6-3	257	25	2	Colorado	D1-02	8/4/0/2
83	Deion Branch	WR	5-9	193	24	2	Louisville	D2-02	9/6/0/1
84	Fred Baxter	TE	6-3	268	32	11	Auburn	FA (CHI)-02	10/0/0/0
85	J.J. Stokes	WR	6-4	225	31	9	UCLA	FA (JAX)-03	0/0/0/0
87	David Givens	WR	6-0	212	23	2	Notre Dame	D7b-02	8/1/0/2
88	Christian Fauria	TE	6-4	250	32	9	Colorado	UFA (SEA)-02	10/8/0/0
90	Dan Klecko	DL	5-11	283	22	R	Temple	D4a-03	8/1/0/2
91	Bobby Hamilton	DE	6-5	280	32	9	Southern Mississippi	UFA (NYJ)-00	10/10/0/0
92	Ted Washington	NT	6-5	365	35	13	Louisville	TR (CHI)-03	4/4/0/6
93	Richard Seymour	DL	6-6	310	24	3	Georgia	D1-01	9/9/0/1
94	Ty Warren	DL	6-5	300	22	R	Texas A&M	D1-03	10/4/0/0
95	Roman Phifer	LB	6-2	248	35	13	UCLA	FA (NYJ)-01	10/9/0/0
96	Rick Lyle	DL	6-5	285	32	10	Missouri	UFA (NYJ)-02	7/1/0/3
97	Jarvis Green	DL	6-3	290	24	2	Louisiana State	D4b-02	10/5/0/0
98	Anthony Pleasant	DE	6-5	280	35	14	Tennessee State	UFA (SF)-01	7/0/0/3

RESERVE LIST / INJURED

59	Rosevelt Colvin	LB	6-3	250	26	5	Purdue	UFA (CHI)-03	2/2/0/1
77	Mike Compton	G/C	6-6	310	33	11	West Virginia	UFA (DET)-01	2/2/0/1
16	Kliff Kingsbury	QB	6-3	220	24	R	Texas Tech	D6-03	0/0/0/0
70	Adrian Klemm	T	6-3	312	26	4	Hawaii	D2-00	3/3/0/3
61	Stephen Neal	G	6-4	305	27	2	Cal State-Bakersfield	FA-01	0/0/0/0
86	David Patten	WR	5-10	190	29	7	Western Carolina	UFA (CLE)-01	6/5/0/3

RESERVE LIST / NON-FOOTBALL INJURY

64	Gene Mruczkowski	OL	6-2	305	23	R	Purdue	FA-03	
----	------------------	----	-----	-----	----	---	--------	-------	--

HEAD COACH: BILL BELICHICK

ASSISTANTS: Romeo Crennel, Defensive Coordinator/Defensive Line; Brian Daboll, Wide Receivers; Jeff Davidson, Assistant Offensive Line/Tight Ends; Ivan Fears, Running Backs; John Hufnagel, Quarterbacks; Josh McDaniels, Coaching Assistant; Pepper Johnson, Inside Linebackers; Eric Mangini, Defensive Backs; Markus Paul, Assistant Strength and Conditioning; Rob Ryan, Outside Linebackers; Dante Scarnecchia, Assistant Head Coach/Offensive Line; Brad Seely, Special Teams; Charlie Weis, Offensive Coordinator; Mike Woick, Strength and Conditioning.

Ages as of Nov. 16, 2003



UNOFFICIAL DEPTH CHART

Unofficial depth chart compiled by Patriots Media Relations, Nov. 17, 2003

OFFENSE

WR: 83 Deion Branch (9/6/0/1)	<u>81 Bethel Johnson (10/2/0/0)</u>	85 J.J. Stokes (0/0/0/0)
LT: 72 Matt Light (10/10/0/0)	68 Tom Ashworth (10/7/0/0)	
LG: 65 Damien Woody (8/8/0/2)	60 Wilbert Brown (2/0/1/4)*	
C: <u>67 Dan Koppen (10/9/0/0)</u>	65 Damien Woody (8/8/0/2)	
RG: 63 Joe Andruzzi (10/10/0/0)	71 Russ Hochstein (9/1/0/0)	
RT: 68 Tom Ashworth (10/7/0/0)	76 Brandon Gorin (4/0/3/3)	
TE: 82 Daniel Graham (8/4/0/2)	88 Christian Fauria (10/8/0/0)	84 Fred Baxter (10/0/0/0)
WR: 80 Troy Brown (9/8/0/1)*	87 David Givens (8/1/0/2)	10 Jamin Elliott (1/0/0/0)
QB: 12 Tom Brady (10/10/0/0)	19 Damon Huard (0/0/10/0)	6 Rohan Davey (1/0/0/9)*
RB: 32 Antowain Smith (8/4/0/2)	33 Kevin Faulk (9/5/0/1)	21 Michael Cloud (3/1/0/3)*
FB: 44 Fred McCrary (6/3/0/3)*	35 Patrick Pass (7/1/0/0)	

DEFENSE

LE: 91 Bobby Hamilton (10/10/0/0)	<u>94 Ty Warren (10/4/0/0)</u>	98 Anthony Pleasant (7/0/0/3)*
NT: 92 Ted Washington (4/4/0/6)	<u>90 Dan Klecko (8/1/0/2)</u>	<u>94 Ty Warren (10/4/0/0)</u>
		96 Rick Lyle (7/1/0/3)*
RE: 93 Richard Seymour (9/9/0/1)	97 Jarvis Green (10/5/0/0)	
OLB: 55 Willie McGinest (8/5/0/2)	<u>48 Tully Banta-Cain (4/0/0/0)</u>	
ILB: 54 Tedy Bruschi (10/10/0/0)	51 Don Davis (9/0/0/1)	53 Larry Izzo (10/0/0/0)
ILB: 95 Roman Phifer (10/9/0/0)	52 Ted Johnson (2/1/0/8)	
OLB: 50 Mike Vrabel (7/5/0/3)	58 Matt Chatham (10/4/0/0)	
LCB: 24 Ty Law (9/9/0/1)	<u>22 Asante Samuel (10/1/0/0)</u>	
RCB: 38 Tyrone Poole (10/10/0/0)	<u>22 Asante Samuel (10/1/0/0)</u>	
S: <u>26 Eugene Wilson (10/9/0/0)</u>	23 Antwan Harris (10/1/0/0)	
S: 37 Rodney Harrison (10/10/0/0)	34 Chris Akins (10/0/0/0)	30 Je'Rod Cherry (5/0/0/5)

SPECIAL TEAMS

K: 4 Adam Vinatieri (10/0/0/0)	13 Ken Walter (10/0/0/0)	
P: 13 Ken Walter (10/0/0/0)	4 Adam Vinatieri (10/0/0/0)	
H: 13 Ken Walter (10/0/0/0)	19 Damon Huard (0/0/10/0)	
PR: 80 Troy Brown (9/8/0/1)*	33 Kevin Faulk (9/5/0/1)	38 Tyrone Poole (10/10/0/0)
		83 Deion Branch (9/6/0/1)
KR: <u>81 Bethel Johnson (10/2/0/0)</u>	35 Patrick Pass (7/1/0/0)	33 Kevin Faulk (9/5/0/1)
LS: 66 Lonie Paxton (10/0/0/0)	71 Russ Hochstein (9/1/0/0)	

Rookies and First-Year Players are Underlined. Last week's inactive players are marked with an asterisk (*).

PATRIOTS PRONUNCIATION GUIDE

Tedy Bruschi Teddy★BREW-ski	Russ Hochstein HOKE-stine	Lonie Paxton..... Lonnie
Jamin Elliott JAY-men	Damon Huard HUE-ard	Antowain Smith AN-twon
Christian Fauria FOUR-ee-ay	Dan Koppen..... COPE-en	Adam Vinatieri vin-a-TERRY



INSIDE THE NUMBERS

SEVEN YEARS AND COUNTING

98-63

The Patriots' record in preseason, regular-season and postseason games since 1996 (.609 win pct.).

71-51

The Patriots' regular-season record since 1996 (.582 win pct.).

6-3

The Patriots' postseason record since 1996 (.667 win pct.).

21-9

The Patriots' preseason record since 1996 (.700 win pct.).

NO PASSING ZONE

4

The number of touchdown passes the Patriots have given up through 10 games, the fewest in the NFL.

57.5

The cumulative quarterback rating of Patriots' opponents this season, the lowest in the NFL. (Tampa Bay is second at 61.7, and Dallas is third at 64.3).

16

The number of interceptions the Patriots have recorded so far this season, tying them for second in the AFC with Miami. Only Kansas City (19 picks), has more interceptions than New England in the AFC.

GOING DEEP

7

The number of pass plays Tom Brady has converted for 45 yards or more this season.

4

The number of pass plays of 45 yards or more that Brady has converted in his last two games.

2

The number of passes of more than 45 yards Brady completed in his career before this season.

THE KRAFT ERA

99

The number of consecutive Patriots preseason, regular-season and postseason home games that have been sold out since Robert Kraft bought the team in 1994.

207

The number of consecutive Patriots games that have been televised locally.

68-33

The Patriots record at home since 1994, including preseason, regular-season and postseason games.

14-3

The Patriots record at Gillette Stadium, including preseason and regular-season games (.824 win pct.).

THE BELICHICK ERA

30-11

Bill Belichick's record in his last 41 games as the head coach of the Patriots (.732 win pct). It's the best record of any NFL head coach over that span.

36-25

Bill Belichick's overall record as head coach of the Patriots, including the playoffs.

.590

Belichick's overall winning percentage as Patriots head coach, establishing the highest winning percentage of any coach in franchise history, including postseason games.

NOT HALF BAD

16

The number of consecutive games the Patriots have won when leading at halftime.

19-1

The Patriots record in their last 20 games in which they have led at halftime.

22

The number of consecutive games the Patriots have won when leading after three quarters, leading the NFL.

BIG "D" AGAINST THE COWBOYS

0

The number of Dallas' 12 drives that began in Patriots territory.

1

The number of catches the Patriots secondary allowed Dallas' leading wide receiver, Terry Glenn.

2

The number of interceptions made by cornerback Ty Law, marking his fourth career two-interception game.

3

The number of turnovers the Patriots forced on Dallas' final four drives of the game as the Cowboys attempted to get back into the game.

THIRD DOWN DOMINANCE

5

The number of times the Patriots have held their opponents under 30 percent on third downs this season.

3

The number of times the Patriots held their opponents under 30 percent on third downs all of last season.

11-1

The Patriots record in their last 12 games when holding their opponents under 30 percent on third downs.

TURNING OVER WINS

7-0

The Patriots' record this season when they maintain a positive or even turnover differential.

1-2

The Patriots' record when they turn the ball over more than their opponents.

18-2

The Patriots' record since the beginning of the 2001 season when they maintain a positive turnover differential.

+9

The Patriots' turnover differential this season, tying them for second in the AFC.

MILESTONES

1

Brown's rank on the Patriots' all-time leading punt returners list. He passed Irving Fryar with his 207th punt return against the Titans (10/05/03).

1

Adam Vinatieri's rank on the Patriots' all-time field goals list, having kicked 204 successful field goals.

1

Kevin Faulk's rank on the franchise's all-time kickoff return list, with 144 returns for 3,309 yards.