



NEW ENGLAND PATRIOTS

PRESS RELEASE

Contact: Stacey James, Director of Media Relations ★ Michelle L. Murphy ★ Casey O'Connell
Gillette Stadium ★ One Patriot Place ★ Foxborough, MA 02035 ★ 508-384-9105 ★ fax: 508-543-9053
staceyj@patriots.com ★ michellel@patriots.com ★ caseyo@patriots.com

PATRIOTS AND COLTS SET TO TANGLE IN BATTLE OF 9-2 CLUBS

MEDIA SCHEDULE

Tuesday, Nov. 25

10:45 – 11:15 Coach Belichick Press Availability in Media Workroom
11:15 – 11:55 Open Locker Room
12:45 – 1:05 Access to Practice (Photographers and camera operators only)

Wednesday, Nov. 26

10:45 – 11:15 Coach Belichick Press Availability in Media Workroom
11:15 – 11:55 Open Locker Room
12:45 – 1:05 Access to Practice (Photographers and camera operators only)

Indianapolis Conference Calls—

Colts Player TBA

TBA

TBA

Head Coach Tony Dungy

Thursday, Nov. 27

Happy Thanksgiving – No Media Availability

Friday, Nov. 28

10:30 – 11:00 Coach Belichick Press Availability in Media Workroom
11:00 – 11:35 Open Locker Room
12:00 – 12:15 Access to Practice (Photographers and camera operators only)

Saturday, Nov. 29

Travel to Indianapolis – No Media Availability

Sunday, Nov. 30

1:00 Patriots at Indianapolis Colts

2003 PATRIOTS SCHEDULE

| | | | |
|-----------------------|------------------------|-------------|--------------|
| Sun., Sept. 7 | at Buffalo | L | 0-31 |
| Sun., Sept. 14 | at Philadelphia | W | 31-10 |
| Sun., Sept. 21 | N.Y. Jets | W | 23-16 |
| Sun., Sept. 28 | at Washington | L | 17-20 |
| Sun., Oct. 5 | Tennessee | W | 38-30 |
| Sun., Oct. 12 | N.Y. Giants | W | 17-6 |
| Sun., Oct. 19 | at Miami | W ot | 19-13 |
| Sun., Oct. 26 | Cleveland | W | 9-3 |
| Mon., Nov. 3 | at Denver | W | 30-26 |
| Sun., Nov. 9 | BYE WEEK | | |
| Sun., Nov. 16 | Dallas | W | 12-0 |
| Sun., Nov. 23 | at Houston | W ot | 23-20 |
| Sun., Nov. 30 | at Indianapolis | 1:00 | CBS |
| Sun., Dec. 7 | Miami | 4:15 | CBS |
| Sun., Dec. 14 | Jacksonville | 1:00 | CBS |
| Sat., Dec. 20 | at N.Y. Jets | 8:30 | ESPN |
| Sat., Dec. 27 | Buffalo | 1:30 | CBS |

AFC EAST STANDINGS

| Teams | W | L | T | Pct. | PF | PA |
|--------------------|----------|----------|----------|-------------|------------|------------|
| NEW ENGLAND | 9 | 2 | 0 | .818 | 219 | 175 |
| Miami Dolphins | 7 | 4 | 0 | .636 | 201 | 170 |
| Buffalo Bills | 4 | 7 | 0 | .364 | 173 | 187 |
| New York Jets | 4 | 7 | 0 | .364 | 210 | 221 |

NEW ENGLAND PATRIOTS (9-2) at INDIANAPOLIS COLTS (9-2)

Sunday, Nov. 30, 2003 ★ RCA Dome (55,506) ★ 1:00 p.m.

The New England Patriots will travel to Indianapolis for a Thanksgiving Weekend clash with the 9-2 Colts at the RCA Dome. The 9-2 Patriots have established the best 11-game start in franchise history and have rode a seven-game winning streak into first place in the AFC East. The Patriots defense is on a roll after allowing the Houston Texans just 169 total yards last week, but will face its toughest test so far this season when it squares off against the Colts' top-ranked passing attack. New England's secondary leads the NFL in allowing opposing quarterbacks to compile just a 57.7 passer rating while allowing just six passing touchdowns and recording 17 interceptions. Colts quarterback Peyton Manning leads the league's best passing unit into what should be a tough battle between two of this season's most successful squads. New England has compiled a league-best 5-0 record against teams with winning records, but that mark will be put to the test this week against one of the NFL's top teams.

TELEVISION: This week's game will be televised by CBS. The game can be seen locally on WBZ-TV Channel 4 in Boston. **Greg Gumbel** will handle the play-by-play duties and **Phil Simms** will provide analysis. **Armen Keteyian** will provide reports from the sidelines throughout the game. Following the game, the Fifth Quarter postgame show can be seen on WSBK-TV Channel 38 in Boston.

RADIO: WBCN 104.1 FM is the flagship station for the Patriots Rock Radio Network. Play-by-play broadcaster **Gil Santos** is in his 27th season as the voice of the Patriots and calls the action along with Patriots Hall of Famer **Gino Cappelletti**. In 2003, Santos and Cappelletti celebrate their 20th season as a broadcast tandem.

STARTING STRONG

The Patriots have established the best start in franchise history with a 9-2 record through 11 games. The Patriots' previous best 11-game start was in 1964 when they began the season with an 8-2-1 mark. The Patriots are tied for the second best record in the NFL this season, joining the Colts and Titans at 9-2.

RIISING TO THE OCCASION

The Patriots are 5-0 this season against teams that currently have winning records, showing their ability to beat the NFL's top teams. New England has beaten one 9-2 team (Tennessee) and two 8-3 teams (Dallas and Philadelphia). The Patriots also beat Miami (7-4) and Denver (6-5). New England is the only team in the NFL with seven or more wins to have played as many as five games against teams with records above .500.

| Team | Overall Record | Record vs. Winning teams | Team | Overall Record | Record vs. Winning teams |
|----------------|----------------|--------------------------|-----------|----------------|--------------------------|
| KC..... | 10-1 | 3-1 | DAL | 8-3 | 2-1 |
| NE..... | 9-2 | 5-0 | PHI..... | 8-3 | 1-2 |
| IND..... | 9-2 | 2-1 | STL..... | 8-3 | 2-1 |
| TEN..... | 9-2 | 2-2 | SEA..... | 7-4 | 1-3 |
| CAR..... | 8-3 | 1-2 | MIA | 7-4 | 1-3 |

FANTASTIC FINISHES

One of the oldest mantras in sports is that it doesn't matter where you start a season, but it does matter where you finish it. The Patriots have done a remarkable job of finishing strong over the past two-plus seasons, as they have compiled a 20-4 (.833) record after November 1 since the 2001 season. In 2001, the Patriots hit their groove as the calendar turned to the 11th month, winning 11 of their last 12 games en route to the Super Bowl XXXVI title.

| Season | Pre-11/1 | Post-11/1 | Totals |
|---------------------|-------------------|------------------|--------------|
| 2001..... | 3-4..... | 11-1..... | 14-5* |
| 2002..... | 3-4..... | 6-3..... | 9-7 |
| 2003..... | 6-2..... | 3-0..... | 9-2 |
| Totals | 12-10..... | 20-4..... | 32-14 |

*-Includes Playoffs






THIS WEEK: PATRIOTS VS. COLTS


SERIES HISTORY

The Patriots and Colts will meet for the 64th time, as the old AFC East rivals renew acquaintances for the first time since 2001. The Patriots and Baltimore/Indianapolis Colts played twice a year from 1970 to 2001 as members of the AFC East, with the exception of the 1982 strike year. New England has had more success against the Colts than any other team in the NFL, with the Patriots' .619 winning percentage ranking as their highest against any team they have played more than 10 times.



New England is 13-4 against Indianapolis since 1993, and has won 10 of the series' last 12 games.

New England's offense scored a total of 82 points in the two meetings between the teams in 2001, and the Patriots have scored 20 or more points against the Colts in 11 of their last 12 meetings. New England owns a 12-6 record at the RCA Dome, but the Colts have won two of the last three games between the teams in Indianapolis.



PATRIOTS 39, COLTS 24

| Date | Result | +/- | Date | Result | +/- |
|------|---------------------------|-----|------|---------------------------|-----|
| 1970 | Baltimore 14, at NE 6 | -8 | 1986 | at NE 33, Indianapolis 3 | +30 |
| | at Baltimore 27, NE 3 | -24 | | NE 30, at Indianapolis 21 | +9 |
| 1971 | Baltimore 23, at NE 3 | -20 | 1987 | at Indianapolis 30, NE 16 | -14 |
| | NE 21, at Baltimore 17 | +4 | | at NE 24, Indianapolis 0 | +24 |
| 1972 | Baltimore 24, at NE 17 | -7 | 1988 | at NE 21, Indianapolis 17 | +4 |
| | at Baltimore 31, NE 0 | -31 | | at Indianapolis 24, NE 21 | -3 |
| 1973 | at NE 24, Baltimore 16 | +8 | 1989 | NE 23, at Ind. 20 (OT) | +3 |
| | at Baltimore 18, NE 13 | -5 | | at NE 22, Indianapolis 16 | +6 |
| 1974 | at NE 42, Baltimore 3 | +39 | 1990 | NE 16, at Indianapolis 14 | +2 |
| | NE 27, at Baltimore 17 | +10 | | Indianapolis 13, at NE 10 | -3 |
| 1975 | at NE 21, Baltimore 10 | +11 | 1991 | NE 16, at Indianapolis 7 | +9 |
| | at Baltimore 34, NE 21 | -13 | | at NE 23, Ind. 17 (OT) | +6 |
| 1976 | Baltimore 27, at NE 13 | -14 | 1992 | NE 37, at Ind. 34 (OT) | +3 |
| | NE 21, at Baltimore 14 | +7 | | Indianapolis 6, at NE 0 | -6 |
| 1977 | at NE 17, Baltimore 3 | +14 | 1993 | at Indianapolis 9, NE 6 | -3 |
| | at Baltimore 30, NE 24 | -6 | | at NE 38, Indianapolis 0 | +38 |
| 1978 | Baltimore 34, at NE 27 | -7 | 1994 | NE 12, at Indianapolis 10 | +2 |
| | NE 35, at Baltimore 14 | +21 | | at NE 28, Indianapolis 18 | +10 |
| 1979 | at Baltimore 31, NE 26 | -5 | 1995 | Indianapolis 24, at NE 10 | -14 |
| | at NE 50, Baltimore 21 | +29 | | at Indianapolis 10, NE 7 | -3 |
| 1980 | NE 37, at Baltimore 21 | +16 | 1996 | NE 27, at Indianapolis 9 | +18 |
| | at NE 47, Baltimore 21 | +26 | | at NE 27, Indianapolis 13 | +14 |
| 1981 | Baltimore 29, at NE 28 | -1 | 1997 | at NE 31, Indianapolis 6 | +25 |
| | at Baltimore 23, NE 21 | -2 | | NE 20, at Indianapolis 17 | +3 |
| 1982 | NE 24, at Baltimore 13 | +11 | 1998 | at NE 29, Indianapolis 6 | +23 |
| 1983 | Balt. 29, at NE 23 (OT) | -6 | | NE 21, at Indianapolis 16 | +5 |
| | at Baltimore 12, NE 7 | -5 | 1999 | at NE 31, Indianapolis 28 | +3 |
| 1984 | NE 50, at Indianapolis 17 | +33 | | at Indianapolis 20, NE 15 | -5 |
| | at NE 16, Indianapolis 10 | +6 | 2000 | at NE 24, Indianapolis 16 | +8 |
| 1985 | at NE 34, Indianapolis 15 | +19 | | at Indianapolis 30, NE 23 | -7 |
| | NE 38, at Indianapolis 31 | +7 | 2001 | at NE 44, Indianapolis 13 | +31 |
| | | | | NE 38, at Indianapolis 17 | +21 |

SERIES TRENDS

| | |
|-------------------------------------|--------------------------------|
| Overall Record | 39-24 |
| Record in New England | 21-10 |
| Record in Indianapolis | 12-6 |
| Record in Baltimore | 6-8 |
| Total Points in the Series | Patriots 1,459, Colts 1,113 |
| Patriots' Largest Margin of Victory | 39 points (10/6/74) |
| Patriots' Largest Margin of Defeat | -31 points (11/26/72) |
| Highest Combined Point Total | 71 points (11/18/79, 11/15/92) |
| Lowest Combined Point Total | 6 points (12/06/92) |
| Longest Patriots Win Streak | 7 (1996-99) |
| Longest Colts Win Streak | 3 (1970-1971) |
| Seasonal Sweeps | Patriots 13, Colts 5 |
| Current Streak | Patriots, 13-4 since 1993 |

TALE OF THE TAPE

| 2003 Regular Season | New England | Indianapolis |
|--------------------------|--------------|--------------|
| Record | 9-2 | 9-2 |
| Divisional Standings | 1st | 1st |
| Total Yards Gained | 3,641 | 4,098 |
| Total Offense (Rank) | 331.0 (T-14) | 372.5 (2) |
| Rush Offense | 102.3 (21) | 95.4 (28) |
| Pass Offense | 228.4 (8) | 277.2 (1) |
| Points Per Game | 19.9 | 28.1 |
| Total Yards Allowed | 3,231 | 3,357 |
| Total Defense | 293.7 (7) | 305.2 (13) |
| Rush Defense | 91.4 (5) | 125.5 (22) |
| Pass Defense | 202.4 (13) | 179.7 (6) |
| Points Allowed/Game | 15.9 | 19.6 |
| Possession Avg. | 30:51 | 31:19 |
| Sacks Allowed/Yards Lost | 23/166 | 10/69 |
| Sacks Made/Yards | 25/151 | 24/177 |
| Interceptions By | 17 | 10 |
| Penalties Against/Yards | 90/812 | 61/406 |
| Punts/Avg. | 61/37.8 | 43/42.7 |
| Takeaway/Giveaway Ratio | +8 | +5 |

SOUTHERN HOSPITALITY

The Patriots have an all-time record of 62-41-1 (.601) against the teams that make up the AFC South. It is the only division in the NFL where the Patriots own a winning record against each team. New England owns winning marks against Tennessee (19-16-1), Indianapolis (39-24), Jacksonville (3-1) and Houston (1-0). In 2003, the Patriots play each of the four AFC South teams, having beaten Tennessee on Oct. 5 (38-30) and Houston last week (23-20). New England travels to Indianapolis this week, then closes out its slate against the AFC South by hosting Jacksonville on Dec. 14.

WITH A WIN THIS WEEK...

If the Patriots win this week, they would...

- Open the season with a 10-2 mark for the first time in team history.
- Record 10 or more wins in a season for the 11th time in the 43-year history of the franchise.
- Have won eight games in a row in a single season for the first time in team history.
- Improve to 13-6 all-time in Indianapolis.
- Own 10 wins in their last 11 games.
- Improve to 21-4 under Bill Belichick after Nov. 1.
- Have a 6-0 record against teams with winning records this season.

THE LAST TIME

Patriots 38, Colts 17 – October 21, 2001

New England improved to 3-3 in its Super Bowl season with its second victory of the season over Indianapolis, winning 38-17. David Patten was the star of the game for the Patriots, pulling a touchdown trifecta by rushing for a touchdown, throwing a touchdown pass and catching a touchdown toss to become the first player to turn the trick since Walter Payton in 1979. The game also featured the longest play from scrimmage in Patriots history, a 91-yard bomb from Tom Brady to Patten that gave the Patriots a 14-3 lead early in the second quarter. Patten then threw a 60-yard touchdown pass to Troy Brown that gave New England a 21-3 lead. Brady's 2-yard touchdown pass to Jermaine Wiggins extended New England's lead to 28-3 with 1:17 left in the half and the Patriots never looked back. Brown and Patten both exceeded the 100-yards receiving mark to pace the Patriots. Brady recorded the highest passer rating of his career, completing 16 of 20 passes (80 percent) for 202 yards, three touchdowns and a 148.3 rating.



THIS WEEK: PATRIOTS VS. COLTS

CONNECTIONS

- Patriots quarterbacks coach **John Hufnagel** was the Colts' quarterbacks coach in 2001.
- Patriots special teams coach **Brad Seely** got his first NFL coaching job as the special teams and tight ends coach of the Colts. he spent five years with the organization.
- Patriots quarterback Tom Brady made his first NFL start against the Colts and completed 13 of 23 passes for 168 yards in a 44-13 victory on Sept. 30, 2001.
- Patriots tackle **Brandon Gorin** was born on July 17, 1978, in Muncie, Ind., and earned first-team all-state honors as a defensive tackle at Southside High in Muncie. Gorin was a three-year starter at right tackle for the Purdue Boilermakers.
- Patriots defensive back **Antwan Harris** was credited with his first defensive tackle in the NFL at Indianapolis (10/08/00). Four passes later, he had his first NFL interception, which he returned for 11 yards.
- Patriots quarterback **Damon Huard's** brother, **Brock Huard**, is a quarterback for the Colts. While playing for Miami, Damon Huard's start against the Indianapolis Colts coupled with Brock Huard's start for Seattle vs. Denver marked the first time in NFL history that two brothers had started at quarterback on the same weekend (11/26/00).
- In 12 games played against the Colts, Patriots cornerback **Ty Law** has had 65 tackles and four interceptions, two of which were run back for touchdowns.
- Patriots tackle **Matt Light** earned four letters at Purdue University (1996, 1998-2000), earning All-Big Ten conference first-team honors in 2000.
- Patriots cornerback **Tyrone Poole** spent three seasons with the Colts (1998-2000), starting in 41 of the 45 games he appeared in and notching 150 tackles and four interceptions.
- Patriots rookie cornerback **Eugene Wilson** was born on Aug. 17, 1980 in Merrillville, Ind., and attended Merrillville High. He earned an All-Duneland Athletic Conference selection, Conference MVP, two all-Indiana selections and Defensive Player of the Year.
- Colts strength and conditioning coach **Jon Torine** played football at Springfield College in Massachusetts, where he received his bachelor's degree in exercise science.
- Colts defensive end **Dwight Freeney** was born in Hartford, Conn., and attended Bloomfield High School, where he was a SuperPrep, Prep Football Report, *USA Today*, *New Haven Register*, *Hartford Courant* and *Blue Chip Illustrated* All-American selection.

PASSING PERFORMANCES

Tom Brady and Peyton Manning will lead their offensive teams against each other for the third time. Brady has compiled a 2-0 record against the Colts, helping the team put up an average of 41 points per game in games he has started. Brady's first NFL start came against Indianapolis in a 44-13 win on Sept. 30, 2001. The Patriots defense has had past success against Peyton Manning and the Colts offense, leading New England to wins in six of the eight games Manning has started against the Patriots.

Tom Brady vs. Indianapolis (2-0)

| Date | A | C | Yd | % | TD | I | Rating | W/L | Score |
|---------------|-----------|-----------|------------|-------------|----------|----------|--------|------------|-------|
| 09/30/01 | 23 | 13 | 168 | .565 | 0 | 0 | | W | 44-13 |
| 12/22/01 | 20 | 16 | 202 | .800 | 3 | 0 | | W | 38-17 |
| Totals | 43 | 29 | 370 | .674 | 3 | 0 | | 2-0 | |

Peyton Manning vs. New England (2-6)

| Date | A | C | Yd | % | TD | I | Rating | W/L | Score |
|---------------|------------|------------|-------------|-------------|-----------|-----------|--------|------------|-------|
| 09/13/98 | 33 | 21 | 188 | .636 | 1 | 3 | | L | 6-29 |
| 11/01/98 | 52 | 30 | 278 | .577 | 2 | 2 | | L | 16-21 |
| 09/19/99 | 30 | 18 | 223 | .600 | 3 | 2 | | L | 28-31 |
| 12/12/99 | 27 | 15 | 186 | .555 | 2 | 0 | | W | 20-15 |
| 10/08/00 | 54 | 31 | 334 | .574 | 1 | 3 | | L | 16-24 |
| 10/22/00 | 20 | 16 | 268 | .800 | 3 | 0 | | W | 30-23 |
| 09/30/01 | 34 | 20 | 196 | .588 | 1 | 3 | | L | 13-44 |
| 10/21/01 | 34 | 22 | 335 | .647 | 1 | 0 | | L | 17-38 |
| Totals | 284 | 173 | 2008 | .609 | 14 | 13 | | 2-6 | |

THE HEAD COACHES

BILL BELICHICK

Overall Record: 74-70 (.514)
Regular Season: 70-69 (.504)
Postseason: 4-1 (.800)
With New England overall: 37-25 (.597)
Overall since Oct. 26, 2001: 31-11 (.738)



Bill Belichick is celebrating his 29th consecutive season as an NFL coach, and has been one of the most successful coaches in the league over the past three decades. He has been a part of three Super Bowl championship teams, including the memorable victory in Super Bowl XXXVI that brought the Patriots their first title in franchise history. Belichick has ensured that the spark of the Super Bowl season ignited a run of success that will last well into the future. Since Oct. 14, 2001, the Patriots have blossomed, rattling off 31 wins in their last 42 games and making Belichick the winningest NFL Head Coach since Week Four of the 2001 season.

TONY DUNGY

Overall Record: 75-55 (.577)
Regular Season: 73-50 (.593)
Postseason: 2-5 (.286)
With Indianapolis overall: 19-9 (.679)
Overall since Oct. 26, 2001: 26-16 (.619)



Tony Dungy is in his eighth season as an NFL head coach and is in his second season at the helm of the Colts. Last season, he led Indianapolis to a 10-6 record in his first season there, marking a four-game turnaround from 2001. Prior to his arrival in Indianapolis, he spent six seasons as the head coach of the Tampa Bay Buccaneers, where he led the team to 10 or more wins in three out of four years from 1997-2000. Dungy led the Bucs to the playoffs in four of his six seasons in Tampa and is the winningest head coach in franchise history. In his seven seasons as a head coach, Dungy's defenses have ranked no lower than 11th in the NFL.

PATRIOTS - COLTS QUICK HITS

- New England has won 12 of 18 meetings in the RCA Dome.
- **Patriots RB Antowain Smith** has recorded three 100-yard rushing games against the Colts
- Smith has recorded 10 touchdowns in his nine career games against the Colts
- **Patriots CB Ty Law** has recorded four interceptions against Peyton Manning and has returned two for touchdowns
- **Patriots K Adam Vinatieri** has converted every kick in the RCA Dome, including all 17 PATs and all 10 field goal attempts
- **Colts RB Edgerrin James** has rushed for 100 yards in four of six games against the Patriots
- **Colts WR Marvin Harrison** has recorded 100-yard receiving games in five of his last six games against the Patriots.

SERIES SUPERLATIVES

Below is a list of the top individual performances in the series between the Patriots and the Colts:

Rushing Yards

Patriots: Curtis Martin 35-141-1 td (11/24/96)
Colts: Randy McMillan 16-146-2 tds (9/6/81)

Passing Yards

Patriots: Steve Grogan 28-46-355, 1 td, 2 ints (10/29/89)
Colts: Bert Jones 19-30-340, 3tds, 0 ints (12/18/77)

Receiving Yards

Patriots: Stanley Morgan 5-170-1 td (11/26/78)
Colts: Roger Carr 6-187-2 tds (9/18/78)



LAST GAME: PATRIOTS 23, TEXANS 20

PATRIOTS 23, TEXANS 20

November 23, 2003 ★ Reliant Stadium (Att: 70,719)

| | 1 | 2 | 3 | 4 | OT | Final |
|-----------------------------|---|----|---|----|----|-------|
| New England Patriots | 0 | 10 | 0 | 10 | 3 | — 0 |
| Houston Texans | 3 | 0 | 7 | 10 | 0 | — 12 |

New England set a franchise record with a 9-2 start to the 2003 season by virtue of a 23-20 overtime win over the Houston Texans before a capacity crowd at Reliant Stadium. Tom Brady threw for a season-high 368 yards and Daniel Graham caught a 4-yard touchdown pass with 40 seconds left in regulation to tie the game at 20. Adam Vinatieri kicked his 15th career game-winning field goal, a 28-yarder with 41 seconds left in overtime to give the Patriots an NFL-record eighth consecutive overtime victory. Kevin Faulk was the offensive star of the game for New England, gaining 188 total yards from scrimmage, with 108 receiving yards (eight catches) and 80 rushing yards on 23 carries.

POOLE AND MCGINEST SAVE THE DAY

Tyrone Poole and Willie McGinest each made a pair of huge defensive plays in overtime to keep the Patriots' comeback on track. On the Texans' second possession of overtime, Poole made leaping pass deflections on consecutive plays as Tony Banks tried to go deep to Andre Johnson and put Houston in position for a game-winning field goal. On Houston's next possession, the Texans took over at the Patriots' 35-yard line and seemed primed to position itself for a game-winning score. But, McGinest stopped Houston's Domanick Davis twice, first for no gain and then for a loss of five yards that pushed Houston out of field goal range. After an incomplete pass, Houston was forced to punt and the Patriots drove down for a game-winning field goal.

TOUGH "D"

Prior to Houston's 10-yard touchdown pass from Tony Banks to Andre Johnson with 4:01 left in the third quarter, the Patriots defense had not given up a touchdown on 25 consecutive opponents' possessions. Before that score, the last time New England allowed an opposing offense to score a touchdown was on a 1-yard pass from Danny Kanell to Mike Anderson with 24 seconds left before halftime against Denver on Nov. 3. The touchdown-free streak lasted 130 minutes, 59 seconds – over two games worth of clock time.

FAULK LEADS THE CHARGE

Kevin Faulk had his second career 100-yard receiving day, scampering for 108 yards on eight catches. He was one yard short of his career-high of 109 receiving yards, set last season against Chicago (11/10/02). Faulk also led the team with 80 rushing yards for a total of 188 yards from scrimmage. Faulk's 188 total yards were the most by one player from scrimmage since Terry Glenn set a franchise record with 214 receiving yards at Cleveland (09/03/99).

GOAL LINE STAND

The Patriots held the Texans to a field goal after Houston had gained a first-and-goal from inside New England's 1-yard line in the first quarter. To start the stand, Ty Law and Eugene Wilson combined to stop Houston's Jabar Gaffney inside the 1-yard line on a 13-yard rush, setting up a Houston first-and-goal. The Texans' Domanick Davis was twice stopped for no gain, first by Roman Phifer and Chris Akins, then by Ted Washington on second down. On third down, Ty Law broke up a pass in the end zone intended for Andre Johnson, completing the goal line stand and forcing Houston to settle for a 19-yard field goal.

BRADY TO BETHEL

Bethel Johnson scored his first career touchdown on a 27-yard reception from Tom Brady with 13:12 left in the second quarter. Johnson became the seventh different recipient of a touchdown pass from Brady this season. Last season, Brady tied an NFL record by distributing his league-leading 28 touchdown passes among 11 different players. Including Johnson's catch, Brady has distributed his 13 touchdown passes to seven different receivers in 2003.

PATRIOTS ARE STOKED

Patriots wide receiver J.J. Stokes announced his arrival in New England with a 31-yard grab on third-and-eight late in the third quarter. The big catch came as Tom Brady was scrambling and gave New England a first-and-goal from the 9-yard line. The catch set up a 32-yard field goal by Adam Vinatieri that gave New England a 13-10 lead on the first play of the fourth quarter.

INDOOR RECORD HALTED

Adam Vinatieri nailed a 21-yard field goal in the second quarter to extend New England's lead to 10-3. It was Vinatieri's 30th successful field goal in 30 career attempts in indoor stadiums. Vinatieri missed his second field goal try of the afternoon, hitting the right upright on a 38-yard try just before halftime and ending his streak of consecutive indoor field goals at 30. During that time, Vinatieri made 28 extra points, giving him 58 consecutive successful indoor kicks before his first indoor miss. After his game-winning field goal, Vinatieri was 3-5 in the game and 32-34 (.941) on indoor field goals in his career, and 63-65 (.969) on all indoor kicks.

QUICK HITS

- Including the overtime coin toss, the Patriots have lost 11 straight coin tosses, dating back to Week Two at Philadelphia. The streak also includes the overtime toss at Miami.
- Richard Seymour helped to set the tone early for the Patriots defense, sacking Houston quarterback Tony Banks for an eight-yard loss on third-and-two on the Texans' first possession of the game.
- Tyrone Poole made a leaping deflection of a Banks pass intended for Andre Johnson at the Patriots' 20-yard line in the second quarter. The play saved what could have been at least a 45-yard gain for the Texans.
- The Patriots have now used a different offensive starting lineup in each of their 11 games this season.
- New England rolled out the same 11 defensive starters for the second consecutive game, marking the first time this season that has occurred.
- Ken Walter boomed a 51-yard punt to pin the Texans at their own 20-yard line in the first quarter. It was Walter's sixth punt of 50 or more yards this season and was one yard shy of his season-high of 52 yards.
- Chris Akins made a blistering special teams tackle in the first quarter, nailing Houston punt returner J.J. Moses for no gain on his punt return.
- At halftime, the Patriots defense had held Houston quarterback Tony Banks to 3-9 passing for 18 yards.
- The Patriots were held scoreless in the first quarter for the first time since Week One. They had scored in the first quarter in nine straight games, and had not trailed coming out of the first quarter for nine straight games. They trailed Houston 3-0 after the first quarter.



TEAM NEWS AND NOTES

ROLLING START

Through 11 games, the Patriots have used almost enough different starters to field two full teams of offense and defense. New England has used 42 different starters through its first 11 games and has still charged into first place in the AFC East with a 9-2 record. Players who have started for the Patriots have missed a total of 74 games because of injuries, and five opening day starters are on injured reserve. New England has used a different offensive lineup in each game and has only been able to start the same defensive lineup in consecutive games on one occasion (Weeks 11-12). On defense, the Patriots have used eight different combinations in their 11 games. Despite the changing lineups, the Patriots and their coaching staff have seamlessly made transitions with multiple starters out of the lineup, winning seven games in a row and nine of their last 10 games.

BREAKDOWN OF PATRIOTS STARTERS

GS=Game Started; GM=Game Missed due to injury

| DEFENSE | GS | GM | OFFENSE | GS | GM |
|---------------------------|-----|----|---------------------------|-----|----|
| 20 Starters | 121 | 30 | 22 Starters | 121 | 44 |
| DEFENSIVE LINE (7) | | | OFFENSIVE LINE (8) | | |
| B. Hamilton | 11 | - | J. Andruzzi | 11 | - |
| R. Seymour | 10 | 1 | M. Light | 11 | - |
| J. Green | 5 | - | D. Koppen | 10 | - |
| T. Washington | 5 | 6 | D. Woody | 9 | 2 |
| T. Warren | 4 | - | T. Ashworth | 8 | - |
| R. Lyle | 1 | - | A. Klemm-IR | 3 | 8 |
| D. Klecko | 1 | - | M. Compton-IR | 2 | 9 |
| LINEBACKER (7) | | | R. Hochstein | 1 | - |
| T. Bruschi | 11 | - | WIDE RECEIVER (5) | | |
| R. Phifer | 10 | - | T. Brown | 8 | 2 |
| M. Vrabel | 6 | 3 | D. Branch | 7 | 1 |
| W. McGinest | 6 | 2 | D. Patten-IR | 5 | 5 |
| M. Chatham | 4 | - | B. Johnson | 3 | - |
| R. Colvin-IR | 2 | 9 | D. Givens | 1 | 3 |
| T. Johnson | 1 | 8 | QUARTERBACK (1) | | |
| CORNERBACK (3) | | | T. Brady | 11 | - |
| T. Poole | 11 | - | RUNNING BACK (3) | | |
| T. Law | 10 | 1 | K. Faulk | 6 | 1 |
| A. Samuel | 1 | - | A. Smith | 4 | 2 |
| SAFETY (3) | | | M. Cloud | 1 | - |
| R. Harrison | 11 | - | FULLBACK (3) | | |
| E. Wilson | 10 | - | F. McCrary-IR | 3 | 4 |
| A. Harris | 1 | - | L. Centers | 2 | 5* |
| | | | Patrick Pass | 1 | - |
| | | | TIGHT END (2) | | |
| | | | Christian Fauria | 9 | - |
| | | | Daniel Graham | 5 | 2 |

*-Released with an injury settlement after six games

2003 PATRIOTS AWARD WINNERS

| | |
|-----------------------------|--|
| LB Tedy Bruschi | AFC Defensive Player of the Week (Wk. 2) |
| CB Asante Samuel | Pepsi NFL Rookie of the Week (Wk. 3) |
| | Players Inc. Rookie of the Week (Wk. 3) |
| DL Richard Seymour | AFC Sp. Teams Player of the Week (Wk. 7) |
| TE Daniel Graham | AFC Offensive Player of the Week (Wk. 8) |
| QB Tom Brady | AFC Offensive Player of the Week (Wk. 9) |
| | FedEx Air Player of the Week (Wk. 9) |
| | MNF Snickers Hungriest Player (Wk. 9) |
| Coach Bill Belichick | Staples NFL Coach of the Week (Wk.11) |

BEAST OF THE EAST

The Patriots are 11-3 in their last 14 games against the AFC East. New England has the best record among AFC East teams in division games since the beginning of the 2001 season (12-5). The New York Jets are second with a 10-7 record. Miami has gone 9-8 in the division since 2001 and Buffalo has a 4-13 record (see below).

| Team | Division W-L Since 2001 | Team | Division W-L Since 2001 |
|--------------------|-------------------------|--------------|-------------------------|
| New England..... | 12-5 | Miami..... | 9-8 |
| New York Jets..... | 10-7 | Buffalo..... | 4-13 |

WORKING OVERTIME

The Patriots have won their last eight overtime games (including the playoffs). The Patriots' eight-game overtime winning streak is the longest in NFL history. The Patriots have won two overtime games this season, defeating the Dolphins 19-13 in Miami and defeating the Texans 23-20 in Houston. New England has not lost in overtime since Buffalo won 16-13 at Foxboro Stadium on Nov. 5, 2000. Since that time, the Patriots have won eight straight, including five games in which they scored on their first possession of overtime.

| DATE | OPP | WINNING PLAY | DRIVE INFO | FINAL SCORE |
|----------|-----------|--------------|-------------------------|-------------|
| 11/23/03 | at HOU | 28-yd FG | 9 plays, 76 yards; 3:39 | 23-20 |
| 10/19/03 | at MIA | 82-yd TD | 1-82; 0:12 | 19-13 |
| 12/29/02 | vs. MIA+ | 35-yd FG | 7-43; 2:03 | 27-24 |
| 09/22/02 | vs. KC+ | 35-yd FG | 9-53; 4:40 | 41-38 |
| 01/19/02 | vs. OAK+* | 23-yd FG | 15-61; 8:29 | 16-13 |
| 12/16/01 | at BUF+ | 82-yd FG | 8-75; 3:18 | 12-9 |
| 10/14/01 | vs. SD+ | 44-yd FG | 6-51; 2:59 | 29-26 |
| 12/17/00 | at BUF | 24-yd FG | 14-83; 5:56 | 13-10 |
| 11/05/00 | vs. BUF | 32-yd FG | 6-52-2:50 | L, 13-16 |

*playoffs

+NE scored on its first possession in overtime

O.T. IS THE PLACE TO BE

The Patriots have won eight straight overtime games and own the longest overtime winning streak in NFL history, including playoff games. The streak includes New England's 16-13 "Snow Game" win over Oakland in the 2001 Divisional Playoffs (01/19/02).

MOST CONSECUTIVE OVERTIME VICTORIES

| Wins | Team | Dates |
|------|------------------------|--------------|
| 8* |New England | 2000-present |
| 7 |Denver | 1978-1985 |
| 6 |Washington | 1976-1987 |
| 6 |Pittsburgh..... | 1994-1997 |
| 5 |Many Times | |

*-Includes one playoff game

HOLDING THE LEAD

The Patriots lead the NFL with 22 consecutive victories when holding a lead entering the fourth quarter. The last time New England lost a game in which it held a fourth-quarter lead was on Dec. 24, 2000, when it led Miami 24-17 entering the fourth quarter and ended up losing, 27-24. Since then, the Patriots have won six games in which they trailed or were tied entering the fourth quarter. New England was 10-0 when leading after three quarters in 2001, won all six games in 2002 and has won six in a row in 2003.

CONSECUTIVE WINS / LEADING AFTER THREE QUARTERS

| | |
|----------------------------|----|
| New England Patriots | 22 |
| Tennessee Titans..... | 18 |
| Kansas City Chiefs..... | 12 |

SAVING THE BEST FOR LAST

The Patriots have five games left in the 2003 season, and since Bill Belichick took over as head coach in 2000, the Patriots have saved their best football for the end of the season. Since 2000, New England is a combined 10-5 (.667) in its last five games of the campaign. Last year, the Patriots were 3-2 in their last five games, following a 2001 season where they closed out with a 5-0 record.

THE ROAD AHEAD

The combined record of the Patriots' remaining opponents is 26-29 (.473), giving the Patriots the easiest remaining schedule in the AFC East. Buffalo, the Jets and Miami all have remaining foes that are 33-22 (.600). New England has dates on tap with Indianapolis (9-2), Miami (7-4), Jacksonville (2-9), New York Jets (4-7) and Buffalo (4-7).



TEAM NEWS AND NOTES

BELICHICK'S PATRIOTS RENAISSANCE

Patriots Head Coach Bill Belichick was facing one of the biggest challenges of his coaching career on Oct. 14, 2001. Going into a game against the San Diego Chargers at Foxboro Stadium, the coach was faced with a 1-3 record, a young quarterback and a team that few people expected would eventually hoist the Lombardi Trophy less than four months later. The Patriots rebounded from a 10-point deficit and won that day, topping San Diego 29-26 in overtime and igniting a run that took New England to the top of the NFL world in winning Super Bowl XXXVI. The victory also started a run that has seen Belichick compile the best record of any NFL head coach since Week Four of the 2001 season, leading his team to wins in 31 of its last 42 games. The remarkable run includes postseason play, where Belichick and the Patriots own a perfect 3-0 record.

NFL COACHES RECORDS SINCE WEEK FOUR, 2001

| Coach | Team | W | L | T | Pct. |
|-----------------------|-----------|-----------|-----------|----------|-------------|
| Bill Belichick | NE | 31 | 11 | 0 | .738 |
| Andy Reid | PHI | 32 | 12 | 0 | .727 |
| Bill Parcells | DAL | 8 | 3 | 0 | .727 |
| Mike Sherman | GB | 28 | 14 | 0 | .667 |
| Jeff Fisher | TEN | 28 | 14 | 0 | .667 |
| Mike Martz | STL | 27 | 15 | 0 | .643 |
| Jon Gruden | OAK/TB | 27 | 16 | 0 | .628 |
| Bill Cowher | PIT | 27 | 16 | 1 | .625 |
| Tony Dungy | TB/IND | 26 | 16 | 0 | .619 |
| Dave Wannstedt | MIA | 24 | 16 | 0 | .600 |
| Dick Vermeil | KC | 23 | 16 | 0 | .590 |
| John Fox | CAR | 15 | 12 | 0 | .556 |
| Steve Mariucci | SF/DET | 23 | 19 | 0 | .548 |
| Marvin Lewis | CIN | 6 | 5 | 0 | .545 |
| Mike Holmgren | SEA | 21 | 18 | 0 | .538 |
| Bill Callahan | OAK | 16 | 14 | 0 | .533 |
| Herman Edwards | NYJ | 22 | 20 | 0 | .524 |
| Mike Shanahan | DEN | 20 | 19 | 0 | .513 |
| Brian Billick | BAL | 21 | 20 | 0 | .512 |
| Jim Haslett | NO | 19 | 21 | 0 | .475 |

RIISING TO THE OCCASION

The Patriots have been forced to face some of the NFL's elite defenses this season and have responded with victories. New England has played four games against teams with defenses ranked in the top six in the league heading into the game, including matchups with the top two defenses in consecutive games (Denver and Dallas). Below are the results of New England's games against tough defenses.

| Date | Opponent | Tot. | Run | Pass | W/L | Score |
|----------|-----------|-------------------|-----|------|-----|-------|
| | | Def. Rank* | | | | |
| 10/05/03 | Tennessee | 5 | 3 | 19 | W | 38-30 |
| 10/26/03 | Cleveland | 6 | 27 | 1 | W | 9-3 |
| 11/03/03 | at Denver | 2 | 10 | 5 | W | 30-26 |
| 11/16/03 | Dallas | 1 | 3 | 1 | W | 12-0 |

*-Opposing defense's rank entering the game

TURNING OVER WINS

The Patriots are 7-0 this season when they record a positive or even turnover ratio, and are 2-2 when they have a negative turnover ratio. Since the beginning of the 2001 season, the Patriots are 17-2 when they record a positive turnover differential. New England notched a +5 turnover differential in its Week Six win over the New York Giants. It was their greatest turnover advantage since they also came out ahead by five turnovers in a 27-17 win over Buffalo (12/08/02). New England ranks third in the AFC with a +8 turnover differential this season.

STINGY ON THIRD DOWN

The Patriots rank fifth in the NFL in allowing their opponents just 49 conversions in 154 third-down opportunities (31.8 percent). In 2002, the Patriots allowed their opponents to convert on third down 43 percent of the time. So far this season, the Patriots have held their opponents to less than a 30 percent third-down conversion rate on five separate occasions and have won four of the five games, including a 30-26 win over Denver on Monday Night Football in Week Nine. Over a three-game span from Weeks Two through Four, the Patriots allowed their opponents just seven conversions in 38 tries (18.4 percent).

HOLDING OPPONENT TO UNDER 30% ON THIRD DOWN

| Date | Opponent | Made/Att | Pct. | W/L |
|----------|-----------------|----------|------|-----|
| 09/14/03 | at Philadelphia | 3/14 | 21 | W |
| 09/21/03 | N.Y. Jets | 1/13 | 8 | W |
| 09/28/03 | at Washington | 3/11 | 27 | L |
| 10/26/03 | Cleveland | 3/14 | 21 | W |
| 11/03/03 | at Denver | 4/14 | 29 | W |

DRAFT=CLASS

The Patriots' 2003 draftees have been hailed as the best crop in the NFL, and in looking at the draft class from top to bottom, it's hard to disagree with that perception. New England's top six picks have all started at least one game, and each has made a noticeable contribution to the Patriots' success. Below is a player-by-player breakdown of the 2003 draft class, listed by round.

1 Ty Warren, DT — Started four games, while playing in all 11 contests ... Has been a contributor to a solid defensive line that has helped the Patriots rank fifth in the NFL in stopping the run ... Has made 25 tackles, including a sack.

2a Eugene Wilson, DB — Has started 10 of 11 games at free safety ... Tied for the lead among all NFL rookies with three interceptions ... Ranks sixth on the team with 44 tackles and has batted away seven passes.

2b Bethel Johnson, WR/KR — Serves as New England's primary kickoff returner and has started three of 11 games at wide receiver ... Has broken off three kick returns of 50 yards or more, including a 71-yarder against Tennessee (10/5) ... Caught 13 passes for 193 yards and a touchdown.

4a Dan Klecko, DL — Has proven to be a valuable versatile presence in all phases of the game ... Has made 10 tackles, including 1.5 sacks while playing nose tackle, defensive end and outside linebacker ... Has lined up as a fullback on occasion, tallying two carries and blocking on four of the team's six touchdown runs.

4b Asante Samuel, CB — Has taken on a role as the Patriots' nickel back ... Tied for fourth among NFL rookies with two interceptions ... Named AFC Rookie of the Week after returning an interception 55 yards for a touchdown against the New York Jets (09/21/03) ... Has made 22 tackles and batted seven passes.

5 Dan Koppen, C — Has started 10 of 11 games at center and has been a valuable part of an effective offensive line ... Part of an improved running game that has broken the 100-yard barrier six times in 2003.

6 Kliff Kingsbury, QB — Injured Reserve

7a Spencer Nead, TE — Released; now with St. Louis.

7b Tully Banta-Cain — Has played in five games after spending time on Reserve/PUP, and has registered six special teams tackles and a defensive stop.

7c Ethan Kelley, DT — Patriots practice squad.

THIRD QUARTER QUALITY

The third quarter has been the Patriots' most productive segment of the game so far this season. New England has netted 65 third-quarter points, showing their offensive prowess coming out of the locker room after halftime. In contrast, the Patriots have allowed their opponents just 37 third-quarter points this season.



DEFENSE NEWS AND NOTES

SOLID SECONDARY

The Patriots overhauled their secondary in 2003 and the move has paid clear dividends across the board. Of New England's top five defensive backs, four were not with the team in 2002. Ty Law is once again leading the secondary with another solid season, and has been joined by free agents Rodney Harrison and Tyrone Poole, along with rookies Eugene Wilson and Asante Samuel to shut down opposing passing attacks in impressive fashion.

PASS DEFENSE THROUGH 11 GAMES

| Category | 2003 | 2002 | +/- |
|----------------------------------|------|------|-------|
| Opponents Passer Rating | 57.7 | 84.3 | -26.6 |
| Opponents Completion Pct. | 52.8 | 60.9 | -8.1 |
| Interceptions Made..... | 17 | 10 | +7 |
| Touchdowns Surrendered | 6 | 17 | -11 |
| Opponents' Points Per Game | 15.9 | 21.7 | -5.8 |
| Overall Record | 9-2 | 6-5 | +3 |

INDIVIDUAL BREAKDOWN THROUGH 11 GAMES

| 2003 | Int | Yds | PD | 2002 | Int | Yds | PD |
|-----------------|-----------|------------|-----------|---------------|----------|------------|-----------|
| SS: R. Harrison | 2 | 0 | 9 | SS: L. Milloy | 0 | 0 | 6 |
| FS: E. Wilson | 3 | 8 | 7 | FS: T. Jones | 0 | 0 | 3 |
| CB: T. Law | 4 | 112 | 16 | CB: T. Law | 3 | 29 | 9 |
| CB: T. Poole | 3 | 13 | 16 | CB: O. Smith | 2 | 21 | 5 |
| DB: A. Samuel | 2 | 55 | 7 | DB: V. Green | 1 | 90 | 3 |
| Totals | 14 | 188 | 55 | Totals | 6 | 140 | 26 |

2003 IMPROVEMENT: 8 INT, 29 PD

NO PASSING ZONE

The Patriots have held opposing quarterbacks to a cumulative passer rating of 57.7, allowing them just six touchdowns and intercepting 17 passes. New England leads the NFL in defensive passer rating and in fewest passing touchdowns allowed. The Patriots have held four opposing quarterbacks to their lowest passer rating of the season, including the NFL's leading passer, Steve McNair, who managed just a 68.8 rating in New England's 38-30 win over Tennessee on Oct. 5. In addition, the Patriots have held six different opposing signal callers to their worst touchdown/interception ratio of the season. The table below compares how opposing quarterbacks fared against New England to how they fared in all of their other games combined.

NFL QUARTERBACKS VS. NEW ENGLAND

| Quarterback, Team | Passer rating | | TD/INT vs. | |
|-----------------------|---------------|-------------|-------------|--------------|
| | vs. NE | Others | NE | Others |
| Donovan McNabb, PHI | 33.4* | 80.1 | 0/2^ | 8/5 |
| Quincy Carter, DAL | 38.0* | 76.5 | 0/3^ | 11/10 |
| Kerry Collins, NYG | 45.4* | 75.4 | 0/4^ | 12/9 |
| Kelly Holcomb, CLE | 54.6 | 79.5 | 0/1 | 9/8 |
| Danny Kanell, DEN | 57.2 | 48.6 | 1/1 | 1/3 |
| Tony Banks, HOU | 60.9 | 94.7 | 2/1 | 3/2 |
| Jay Fiedler, MIA | 62.8 | 73.8 | 1/2^ | 5/5 |
| Patrick Ramsey, WAS | 67.8 | 77.0 | 0/0 | 14/9 |
| Steve McNair, TEN | 68.8* | 113.2 | 0/1^ | 18/3 |
| Vinny Testaverde, NYJ | 74.2 | 95.1 | 1/1^ | 6/1 |
| Drew Bledsoe, BUF | 83.9 | 72.0 | 1/1 | 5/8 |
| Totals | 57.5 | 81.3 | 6/17 | 92/63 |

*-Lowest passer rating of season

^-Worst TD/INT differential of the season

HOME FIELD DEFENSE

The Patriots defense has proven to be practically impenetrable in their last three home games. The Patriots have given up a total of just nine points in their last three games at Gillette Stadium, averaging just three points per game since the first week in October. New England has not allowed a touchdown at home for three straight games. New England also went three straight home games without giving up a touchdown in 1993.

HOME "D" IN '03

10/12/03 NE 17, Giants 6
10/26/03 NE 9, Browns 3
11/16/03 NE 12, Cowboys 0

Total Defense: 9 points

HOME "D" IN '93

11/28/93 Jets 6, NE 0
12/12/93 NE 7, Bengals 2
12/26/93 NE 38, Colts 0

Total Defense: 8 points

TEDY BRUSCHI: FULL TILT, FULL TIME

TEDY BRUSCHI has returned each of his last three interceptions for touchdowns, becoming the first player in team history to return three consecutive interceptions for touchdowns. Bruschi's three touchdowns came in a span of five games in which he played. Bruschi ranks second on the Patriots all-time list with three career picks brought back for touchdowns.




Teammate Ty Law holds the club record with six interceptions returned to the end zone. Bruschi's last three interception returns are listed below.

TEDY BRUSCHI'S CAREER INT RETURNED FOR TD

| Date | Opponent | Length | Quarterback | Result |
|----------|--------------|--------|-----------------|----------|
| 09/14/03 | Philadelphia | 18 yds | Donovan McNabb | W, 31-10 |
| 11/28/02 | Detroit | 27 yds | Joey Harrington | W, 20-12 |
| 11/17/02 | Oakland | 48 yds | Rich Gannon | L, 20-27 |

LAW AND ORDER

TY LAW ranks second in Patriots history with 33 career interceptions. Raymond Clayborn leads all Patriot defenders with 36 interceptions (see below). Law passed the trio of Ron Hall, Roland James and Fred Marion with his 30th career interception against Tennessee on Oct. 5. Law became just the second Patriot to record 30 career interceptions.



PATRIOTS ALL-TIME INTERCEPTIONS LIST

| Rk | Player | Int. | Yards | Avg | Lg | TD |
|----|-----------------------|-----------|------------|-------------|------------|----------|
| 1 | Raymond Clayborn..... | 36 | 555 | 15.4 | 85 | 1 |
| 2 | Ty Law | 33 | 550 | 16.6 | 65t | 6 |
| 3 | Ron Hall | 29 | 476 | 16.4 | 87 | 1 |
| | Roland James | 29 | 383 | 13.2 | 46 | 0 |
| | Fred Marion | 29 | 457 | 15.8 | 83 | 1 |

TOUCHDOWN TY

TY LAW is the Patriots' all-time leader in interceptions returned for a touchdown. He returned his sixth career pick for a score against Tennessee on Oct. 5. Including his 47-yard return for a touchdown in Super Bowl XXXVI, Law has seven touchdown returns. Below is a list of Law's interceptions returned for touchdowns. The Patriots are 6-1 in games when Law has scored a touchdown.

TY LAW'S CAREER INTERCEPTIONS RETURNED FOR TD

| Date | Opponent | Length | Quarterback | Result |
|----------|--------------|--------|----------------|----------|
| 10/06/03 | Tennessee | 65 yds | Steve McNair | W, 38-30 |
| 02/03/01 | St. Louis* | 47 yds | Kurt Warner | W, 20-17 |
| 01/06/01 | Carolina | 46 yds | Chris Weinke | W, 38-6 |
| 09/30/01 | Indianapolis | 23 yds | Peyton Manning | W, 44-13 |
| 10/17/99 | Miami | 27 yds | Damon Huard | L, 30-31 |
| 09/13/98 | Indianapolis | 59 yds | Peyton Manning | W, 29-6 |
| 12/08/96 | N.Y. Jets | 38 yds | Glenn Foley | W, 24-10 |

*-Super Bowl XXXVI

WILSON AND SAMUEL: GOOD PICKS

Rookie defensive backs EUGENE WILSON and ASANTE SAMUEL have combined for five interceptions this season. Wilson is tied for the lead among all NFL rookies with three interceptions, while Samuel is one of six NFL rookies with two picks. Below are the 2003 NFL rookie interception leaders.

2003 NFL ROOKIE INTERCEPTION LEADERS

| Player | Team | INT | Yds | Avg. | Lg | TD |
|----------------------|-----------|----------|-----------|-------------|------------|----------|
| Eugene Wilson | NE | 3 | 8 | 2.7 | 6 | 0 |
| Charles Tillman | CHI | 3 | 27 | 9.0 | 32 | 0 |
| Nick Barnett | GB | 3 | 21 | 7.0 | 14 | 0 |
| Asante Samuel | NE | 2 | 55 | 27.5 | 55t | 1 |

Five others tied with 2 interceptions.



OFFENSE/DEFENSE NEWS AND NOTES

ROMAN'S EMPIRE

ROMAN PHIFER ranks second on the Patriots with 95 tackles this season. Last year, he led the team with 109 tackles, following a 2001 campaign where he recorded 92 tackles. Since he arrived in New England in 2001, Phifer is the Patriots' leading tackler, having amassed 296 stops over that time.

PATRIOTS LEADING TACKLERS SINCE 2001

| Player | 2001 | 2002 | 2003 | Total |
|-----------------|------|------|------|-------|
| Roman Phifer | 92 | 109 | 95 | 296 |
| Tedy Bruschi | 73 | 65 | 90 | 228 |
| Lawyer Milloy | 113 | 91 | - | 204 |
| Ty Law | 70 | 77 | 50 | 197 |
| Mike Vrabel | 60 | 75 | 33 | 168 |
| Ted Johnson | 46 | 96 | 14 | 156 |
| Richard Seymour | 44 | 56 | 53 | 153 |
| Bobby Hamilton | 52 | 55 | 39 | 146 |
| Willie McGinest | 33 | 62 | 51 | 146 |

O-LINE CONSISTENCY

During the Patriots' seven-game winning streak, the offensive line has had a chance to jell, translating into consistent play. The Patriots have started the same five players on the offensive line in each of the last seven games, all Patriots victories. It's the longest streak of consistency on the New England offensive line since they rolled out the same starting lineup in the final nine games of the 2001 season (including playoffs). All nine of those games in 2001 were also victories.

OFFENSIVE LINE CONSISTENCY

Starters (LT, LG, C, RG, RT)

2001 Light, Compton, Woody, Andruzzi, Randall
9 Consecutive games, 9 Consecutive wins

2003* Light, Woody, Koppen, Andruzzi, Ashworth
7 Consecutive Games, 7 Consecutive wins

*-Active Streak

OFFENSE FROM DEFENSE

The Patriots are tied for the NFL lead with four defensive touchdowns in 2003. Baltimore, Tampa Bay and Tennessee also have recorded four defensive scores. Three of the Patriots' defensive scores have come off of interceptions returned for a touchdown, a category in which New England is tied for the NFL lead with the Titans, Buccaneers and Chiefs. The Patriots have won all four of their games in which they have scored a defensive touchdown this season. The Patriots are 10-2 in their last 12 games in which they have scored a defensive touchdown, dating back to the 1999 season. This year's defensive scores are listed below.

2003 PATRIOTS DEFENSIVE TOUCHDOWNS

| Date | Opp. | Player | Scoring Play | Result |
|----------|--------|---------------|--------------------|----------|
| 10/12/03 | NYG | Matt Chatham | 38-yd. fumble rec. | W, 17-6 |
| 10/05/03 | TEN | Ty Law | 65-yd. INT return | W, 38-30 |
| 09/21/03 | NYJ | Asante Samuel | 55-yd. INT return | W, 23-16 |
| 09/14/03 | at PHI | Tedy Bruschi | 18-yd. INT return | W, 31-10 |

GIVENS' STOCK IS RISING

Second-year wide receiver DAVID GIVENS has proven to be one of New England's most improved players in 2003. After missing the first two games of the season because of injury, he emerged as a serious threat in the Patriots offense, leading the team with three touchdown receptions. He has made the most of his catches, with six of his 13 grabs going for 20 yards or more. Two of Givens' touchdown receptions have proven to be game-turning plays. Against Miami in Week Seven, he acrobatically hauled in a 24-yard touchdown to tie the score at 13 late in the third quarter of an eventual 19-13 Patriots overtime win. Two weeks later in Denver, Givens grabbed a game-winning, 18-yard touchdown with 30 seconds left to give New England a 30-26 win on Monday Night Football.

MR. FIRST DOWN

DEION BRANCH has turned in first down yardage on a consistent basis this season. Branch has caught 36 passes this season and 28 of them have gained enough to give the Patriots a first down. Branch is tied for seventh in the AFC in third down receiving, gaining 246 yards on 16 third-down receptions. The 2002 second-round pick ranks second on the team with 31 receptions and leads the club with 548 receiving yards.

DEION BRANCH'S RECEIVING BREAKDOWN

| | Rec. | Yds | Avg | Lg | TD |
|---|------|-----|------|-----|----|
| On third down | 16 | 246 | 15.4 | 46 | 1 |
| Receiving total | 36 | 548 | 15.2 | 66t | 2 |
| ➤ Has 36 receptions for 28 first downs. | | | | | |
| ➤ Has gained a first down on 77.8 percent of his catches. | | | | | |

RUNNING MEN

The Patriots have run for over 100 yards as a team in six out of their 11 games this season. The six games of over 100 yards surpasses their 2002 total of five 100-yard games. In Week Five against Tennessee (10/05/03), the Patriots barreled for 161 yards, their highest rushing output since they ran for 163 yards against the Jets (09/15/02).

PATRIOTS 100-YARD RUSHING GAMES

| Date | Opponent | Att. | Yds. | Avg. |
|-------|-----------------|------|------------|------|
| 09/07 | at Buffalo | 21 | 105 | 5.0 |
| 09/21 | New York Jets | 36 | 147 | 4.1 |
| 09/28 | at Washington | 30 | 106 | 3.5 |
| 10/05 | Tennessee | 27 | 161 | 6.0 |
| 10/12 | New York Giants | 31 | 129 | 4.2 |
| 11/23 | at Houston | 41 | 128 | 3.1 |

TRIPLE THREAT

Patriots running backs KEVIN FAULK, ANTOWAIN SMITH and MICHAEL CLOUD have combined to rush for 968 yards on 263 carries with five touchdowns. Between them, the trio is averaging 3.7 yards per carry, and is making a bid to lead the Patriots to their first season averaging 4.0 yards or more per carry since the 1985 season. The play of the three backs combined with consistent offensive line play has made the Patriots rushing attack a significant weapon in 2003. Below are the statistics for the Patriots' three running backs this season.

PATRIOTS RUNNING BACKS IN 2003

| Player | GP/GS | Att. | Yds. | Avg. | TD |
|---------------------------|--------------|------------|--------------|------------|----------|
| Kevin Faulk | 10/6 | 135 | 508 | 3.8 | 0 |
| Antowain Smith | 9/4 | 105 | 348 | 3.3 | 2 |
| Michael Cloud | 4/1 | 23 | 112 | 4.9 | 3 |
| Totals | 23/11 | 263 | 968 | 3.7 | 5 |
| 16-game projection | | 383 | 1,408 | 3.7 | 7 |

ALL PURPOSE BACK

KEVIN FAULK leads the Patriots with 888 total yards from scrimmage. The fifth-year pro from LSU leads the Patriots with 135 carries and also leads the club with 39 receptions. He is on track to have the most productive offensive season of his career, with his contributions in the running game and receiving game projected to combine for nearly 1,300 yards from scrimmage. In 2000, Faulk gained a total of 1,035 yards on 164 rushes and 51 receptions. Faulk has caught at least one pass in 25 of the last 26 games in which he has played. He has led the team in reception or has tied for the team lead in four games this season, including the last three in a row.

KEVIN FAULK'S YARDS FROM SCRIMMAGE


| | No. | Yds | Avg. | Lg | TD |
|------------------------|------------|--------------|------------|-----------|------------|
| 2003 Rushing | 135 | 508 | 3.8 | 23 | 0 |
| 2003 Receiving | 39 | 380 | 9.7 | 27 | 0 |
| 11-Game Totals | 174 | 888 | 4.9 | 27 | 0 |
| 2003 Projection | 253 | 1,292 | 5.1 | -- | 0 |
| Career Rushing | 459 | 1,745 | 3.8 | 45t | 8 |
| Career Receiving | 169 | 1,511 | 8.9 | 52t | 7 |
| 67-Game Totals | 628 | 3,256 | 5.2 | 52t | 15 |
| Season Average | 150 | 778 | 5.2 | -- | 3.6 |



OFFENSE NEWS AND NOTES

TROY BROWN'S RECORD RUN

TROY BROWN has grabbed over 300 receptions since the beginning of the 2000 season, adding to his record run. Brown's 308 catches over a span of three-plus seasons is the most productive stretch by any receiver in Patriots history. Tight end Ben Coates ranks second with a total of 285 catches in a similar time span from (1994-97).



| Player | Catches, Year | Catches, Year | Catches, Year | Catches, Year | Total |
|------------|---------------|---------------|---------------|---------------|-------|
| Troy Brown | 83, 2000 | 101, 2001 | 97, 2002 | 27, 2003* | 308 |
| Ben Coates | 96, 1994 | 84, 1995 | 62, 1996 | 43, 1997* | 285 |

*-Through 11 games

PATRIOTS ALL-TIME LISTS

TROY BROWN ranks third in Patriots history with 445 receptions in his career. He also ranks fourth in franchise history with 5,202 career receiving yards. Brown needs 45 more catches to pass Ben Coates for second place on the all-time receptions list.

PATRIOTS ALL-TIME RECEIVING LEADERS (BY CATCHES)

| Rk | Player, Pos. | No | Yds | Avg. | Lg | TD |
|----|-----------------------|------------|--------------|-------------|------------|-----------|
| 1 | Stanley Morgan, WR | 534 | 10,352 | 19.4 | 76t | 67 |
| 2 | Ben Coates, TE | 490 | 5,471 | 11.2 | 84t | 50 |
| 3 | Troy Brown, WR | 445 | 5,202 | 11.7 | 82t | 22 |
| 4 | Irving Fryar, WR | 363 | 5,726 | 15.8 | 80t | 38 |

PATRIOTS ALL-TIME RECEIVING LEADERS (BY YARDS)

| Rk | Name | No | Yds | Avg | Lg | TD |
|----|-------------------|------------|--------------|-------------|------------|-----------|
| 1 | Stanley Morgan | 534 | 10,352 | 19.4 | 76t | 67 |
| 2 | Irving Fryar | 363 | 5,726 | 15.8 | 80t | 38 |
| 3 | Ben Coates | 490 | 5,471 | 11.2 | 84t | 50 |
| 4 | Troy Brown | 445 | 5,202 | 11.7 | 82t | 22 |
| 5 | Jim Colclough | 283 | 5,001 | 17.7 | 78t | 39 |
| 6 | Terry Glenn | 329 | 4,669 | 14.2 | 86t | 22 |

CHRISTIAN SCORIA

CHRISTIAN FAURIA grabbed two touchdown passes from Tom Brady in Week Two against Philadelphia, giving him nine touchdown catches since joining the Patriots before the 2002 season. In his career prior to joining the Patriots, Fauria caught a total of seven touchdown passes in seven seasons. In 2002, Fauria tied Bubba Franks and Tony Gonzalez for the most touchdowns by a tight end in the NFL. Last season, Fauria led the NFL by scoring one touchdown every 3.9 receptions. Listed below are the Patriots touchdown leaders since the beginning of 2002.

PATRIOTS TOUCHDOWN LEADERS SINCE 2002


| Player | (Ru-Rec-Ret) | Total TDs |
|------------------|--------------|-----------|
| Antowain Smith | (8-2-0) | 10 |
| Christian Fauria | (0-9-0) | 9 |
| Kevin Faulk | (2-3-2) | 7 |
| David Patten | (0-5-0) | 5 |
| Troy Brown | (0-5-0) | 5 |

Legend: Ru-Rushing touchdown; Rec-Receiving touchdown; Ret-Touchdown via return



TAKING AIM

ADAM VINATIERI is the most accurate kicker in franchise history and is the eighth most accurate kicker in NFL history. He has recorded an 80.9 percent conversion rate (207/256) over his eight-year career. So far this season, Vinatieri has hit 74.1 percent of his kicks (20/27). In 2002, Vinatieri led the NFL with a 90.0 percent field goal conversion rate (27/30).



NFL ALL-TIME MOST ACCURATE KICKERS

| | TEAM | PCT. | FGM/FGA |
|----|-----------------------|-----------------|---------------------|
| 1 | Mike Vanderjagt | Colts | 87.2 163/187 |
| 2 | David Akers | Eagles | 83.1 103/124 |
| 3 | Matt Stover | Ravens | 82.4 313/380 |
| 4t | John Carney | Saints | 82.0 337/411 |
| 4t | Olindo Mare | Dolphins | 82.0 173/211 |
| 6 | Ryan Longwell | Packers | 81.7 174/213 |
| 7 | Jason Hanson | Lions | 81.6 280/343 |
| 8 | Adam Vinatieri | Patriots | 80.9 207/256 |
| 9t | Mike Hollis | Giants | 80.0 200/250 |
| 9t | Martin Gramatica | Buccaneers | 80.0 120/150 |

SCORING MACHINE

ADAM VINATIERI is the second leading scorer in Patriots history, totaling 886 points in his eighth year with the club. Vinatieri made the team as a rookie free agent in 1996 and has scored 100 points or more in each of his seven seasons, joining Jason Elam of the Denver Broncos as the only two kickers in NFL history to accomplish the feat. Vinatieri has kicked the most field goals in Patriots history, having tallied 207 successful boots in a Patriots uniform.

LEADING SCORERS IN PATRIOTS HISTORY

| # | SCORING | TD | PAT/PATA | 2-Pt | FG /FGA | TP |
|---|-----------------------|----------|-----------------|----------|-----------------|------------|
| 1 | Gino Cappelletti | 42 | 346/ 358 | 2 | 176/ 334 | 1,130 |
| 2 | Adam Vinatieri | 0 | 263/ 269 | 1 | 207/ 256 | 886 |
| 3 | John Smith | 0 | 308/ 323 | 0 | 128/ 191 | 692 |
| 4 | Tony Franklin | 0 | 163/ 166 | 0 | 93/ 125 | 442 |
| 5 | Stanley Morgan | 68 | 0/ 0 | 0 | 0/ 0 | 408 |

LAST-MINUTE MAN

ADAM VINATIERI nailed a game-winning field goal against the Houston Texans in Week 12, increasing his career total to 15. Last season, Vinatieri nailed two game-winning kicks. In 2001, he kicked game-tying and game-winning field goals against the Oakland Raiders in the AFC Divisional Playoff Game. In Super Bowl XXXVI, he became the first kicker in Super Bowl history to kick a game-winning field goal on the final play of the game. Over half of Vinatieri's game-winning kicks (nine) have come in overtime. His game-winning kicks are listed below:

ADAM VINATIERI'S GAME-WINNING FIELD GOALS


| Date | Opponent | Yds | Time | Final Score |
|----------|----------------|-----|------------|-------------|
| 11/23/03 | at Houston | 28 | 0:41 (OT) | 23-20 |
| 12/29/02 | Miami | 35 | 12:57 (OT) | 27-24 |
| 09/22/02 | Kansas City | 35 | 10:20 (OT) | 41-38 |
| 02/03/02 | St. Louis | 48 | 0:07 | 20-17 |
| 01/19/02 | Oakland | 23 | 6:31 (OT) | 16-13 |
| 12/16/01 | at Buffalo | 23 | 9:15 (OT) | 12-9 |
| 10/14/01 | San Diego | 44 | 10:55 (OT) | 29-26 |
| 12/17/00 | at Buffalo | 24 | 0:19 (OT) | 13-10 |
| 11/19/00 | Cincinnati | 22 | 0:03 | 16-13 |
| 09/19/99 | Indianapolis | 26 | 0:35 | 31-28 |
| 09/12/99 | at N.Y. Jets | 23 | 0:03 | 30-28 |
| 12/20/98 | San Francisco | 35 | 0:03 | 24-21 |
| 10/04/98 | at New Orleans | 27 | 0:03 | 30-27 |
| 09/14/97 | N.Y. Jets | 34 | 6:57 (OT) | 27-24 |
| 09/22/96 | Jacksonville | 40 | 12:24 (OT) | 28-25 |



QB TOM BRADY NEWS AND NOTES

RECORDING SUCCESS

TOM BRADY has quarterbacked the Patriots to victories in 29 of his 41 regular-season starts during his career, compiling a .707 winning percentage, giving him the best record of any active quarterback in the NFL with at least 20 starts. Including the playoffs, he is 32-12 as a starter. Including preseason, regular-season and postseason games, he is 39-13.



ACTIVE QUARTERBACKS WINNING PERCENTAGE

| Quarterback, Team(s) | W | L | Pct. |
|-------------------------------|-----------|-----------|-------------|
| Tom Brady, NE | 29 | 12 | .707 |
| Kurt Warner, STL*..... | 35 | 15 | .700 |
| Jay Fiedler, JAX/MIA*..... | 33 | 15 | .688 |
| Donovan McNabb, PHI..... | 39 | 20 | .661 |
| Brett Favre, ATL/GB..... | 121 | 63 | .658 |
| Steve McNair, TEN..... | 68 | 38 | .642 |
| Brad Johnson, MIN/WAS/TB..... | 55 | 35 | .611 |

*-Did not start last week

HE RATE ME

TOM BRADY has earned three passer ratings over 100.0 this season and has done so 12 times in his career. Brady earned a 115.2 rating in a 19-13 overtime win at Miami (10/19/03) and also broke the 100.0 mark with ratings of 108.0 at Denver (11/03/03) and 105.8 at Philadelphia (09/14/03). In 2002, he recorded six ratings of over 100.0, including three against AFC East opponents. All of Brady's 12 career 100.0-plus ratings have come in Patriots victories (see below). Brady also owns three of the top five ratings in Patriots history.

TOM BRADY'S GAMES WITH PASSER RATING OVER 100.0

| Date | Opp. | Att | Cmp | Yds | Pct. | TD | I | Rating | W/L |
|-----------------|---------------|-----------|-----------|------------|-------------|----------|----------|--------------|----------|
| 10/21/01 | at IND | 20 | 16 | 202 | .800 | 3 | 0 | 148.3 | W |
| 11/03/02 | at BUF | 26 | 22 | 265 | .846 | 3 | 0 | 147.6 | W |
| 11/25/01 | NO | 26 | 19 | 258 | .731 | 4 | 0 | 143.9 | W |
| 11/04/01 | at ATL | 31 | 21 | 250 | .677 | 3 | 0 | 124.4 | W |
| 10/19/03 | at MIA | 34 | 24 | 283 | .706 | 2 | 0 | 115.2 | W |
| 11/24/02 | MIN | 34 | 21 | 239 | .617 | 3 | 0 | 112.3 | W |
| 09/22/02 | KC | 54 | 39 | 410 | .722 | 4 | 1 | 110.9 | W |
| 09/09/02 | PIT | 43 | 29 | 294 | .674 | 3 | 0 | 110.0 | W |
| 11/03/03 | at DEN | 35 | 20 | 350 | .571 | 3 | 1 | 108.0 | W |
| 09/14/03 | at PHI | 44 | 30 | 255 | .682 | 3 | 0 | 105.8 | W |
| 12/08/02 | BUF | 27 | 15 | 183 | .556 | 2 | 0 | 101.3 | W |
| 09/15/02 | at NYJ | 35 | 25 | 269 | .714 | 2 | 1 | 100.8 | W |

CAREER NUMBERS

TOM BRADY ranks sixth among Patriots' all-time leading passers, and is the franchise's all-time leader in completion percentage. Brady passed Jim Plunkett for fifth place on the Patriots all-time completions list in the game against Tennessee (10/05/03).

ALL-TIME PATRIOTS PASSING LEADERS

| Rk. | Name | Att | Cmp | Yards | Pct. | TD | Int |
|-----------|------------------|--------------|------------|--------------|-------------|-----------|-----------|
| 1. | Drew Bledsoe | 4,518 | 2,544 | 29,657 | 56.3 | 166 | 138 |
| 2. | Steve Grogan | 3,593 | 1,879 | 26,886 | 52.3 | 182 | 208 |
| 3. | Babe Parilli | 2,412 | 1,140 | 16,747 | 47.3 | 132 | 138 |
| 4. | Tony Eason | 1,500 | 876 | 10,732 | 58.4 | 60 | 48 |
| 5. | Jim Plunkett | 1,503 | 729 | 9,932 | 48.5 | 62 | 87 |
| 6. | TOM BRADY | 1,387 | 855 | 9,264 | 61.6 | 59 | 36 |
| 7. | Hugh Millen | 612 | 370 | 4,276 | 60.5 | 17 | 28 |

SPREADING THE FIELD

TOM BRADY has continued his tradition of utilizing all of the weapons at his disposal. Through 11 games, the New England signal caller has completed a pass to an average of 7.4 receivers per game. Last season, Brady completed a pass to seven or more receivers in 13 of 16 games. So far this year, he's used seven or more receivers seven times in 11 games.

OVERDRIVE IN OVERTIME

TOM BRADY owns a career record of 7-0 in overtime, including the postseason. Brady is the all-time NFL leader in overtime wins without a defeat. Brady and former Steelers signal caller Terry Bradshaw are the only two NFL quarterbacks to be undefeated in overtime (minimum of five games). The top six quarterbacks in overtime are listed below.

BEST CAREER OVERTIME RECORD (Min: 5 Games)

| | W- L | Pct. | Yrs in NFL |
|------------------|------------|--------------|------------|
| Tom Brady | 7-0 | 1.000 | 4 |
| Terry Bradshaw | 5-0 | 1.000 | 14 |
| Ken Stabler | 6-1 | .857 | 15 |
| Jake Plummer | 4-1 | .800 | 7 |
| Jim Kelly | 6-2 | .750 | 11 |
| Ken O'Brien | 4-1-1 | .750 | 10 |

Regular and postseason games combined.

SOLID DOWN THE STRETCH

Tom Brady has compiled a 20-4 (.833) career record as a starter in games played after November 1. The streak includes the Patriots' 2001 playoff run. So far this year, Brady has led the team to wins in all three of his starts since the beginning of November. Last season, Brady and the Patriots were 6-3 in the final two months of the season, rebounding from a 3-4 start to finish with a 9-7 record. In 2001, Brady led the team to an 11-1 record after November 1 as the team marched to a victory in Super Bowl XXXVI.

COMEBACK KID

TOM BRADY has engineered 12 comebacks in the fourth quarter or overtime in his career, including four comebacks this season. Brady's most recent comeback came against the Houston Texans in Week 12, leading the Patriots back from a 20-13 deficit to tie the game at 20 with 40 seconds left, then position the Patriots for a game-winning field goal with 41 seconds left in overtime. This season, Brady has also led comebacks against Tennessee, Miami and Denver. In 2002, Brady led three comebacks from a tie or deficit. Brady's comeback record includes his dramatic performance to lead the Patriots to victory in Super Bowl XXXVI and his memorable performance in the snow against the Oakland Raiders in the 2001 Divisional Playoffs.

TOM BRADY'S CAREER COMEBACKS

| Date | Opp. | Score | Time Remaining | Reg. | Att | Cmp | Yds | TD | Int | Final |
|-----------------|---------------|--------------|----------------|-----------|-----------|------------|----------|----------|----------|-----------------|
| 11/23/03 | at HOU | 13-20 | 3:11 | 14 | 10 | 133 | 1 | 0 | 0 | 23-20 ot |
| 11/3/03 | at DEN | 23-26 | 2:51 | 4 | 5 | 58 | 1 | 0 | 0 | 30-26 |
| 10/19/03 | at MIA | 13-13 | 15:00 | 10 | 7 | 147 | 1 | 0 | 0 | 19-13 ot |
| 10/5/03 | TEN | 24-27 | 4:40 | 1 | 1 | 15 | 0 | 0 | 0 | 38-30 |
| 12/29/02 | MIA | 13-24 | 4:59 | 13 | 8 | 69 | 1 | 0 | 0 | 27-24 ot |
| 11/10/02 | at CHI | 19-30 | 5:16 | 14 | 9 | 116 | 2 | 0 | 0 | 33-30 |
| 09/22/02 | KC | 38-38 | 0:00 | 5 | 4 | 46 | 0 | 0 | 0 | 41-38 ot |
| 02/03/02 | STL** | 17-17 | 1:21 | 8 | 5 | 53 | 0 | 0 | 0 | 20-17 |
| 01/19/02 | OAK* | 3-13 | 15:00 | 27 | 20 | 138 | 0 | 0 | 0 | 16-13 ot |
| 12/16/01 | at BUF | 6-9 | 5:57 | 13 | 9 | 116 | 0 | 0 | 0 | 12-9 ot |
| 12/02/01 | at NYJ | 14-16 | 15:00 | 7 | 6 | 56 | 0 | 0 | 0 | 17-16 |
| 10/14/01 | SD | 16-26 | 8:48 | 18 | 13 | 130 | 1 | 0 | 0 | 29-26 ot |

* Divisional Playoffs

** Super Bowl XXXVI

ON TARGET

TOM BRADY ranks as the most efficient quarterback in Patriots history with a 61.6 percent career completion rate (1387-855). In 2001, Brady established a Patriots single-season franchise record of 63.9. He finished the 2002 season with a 62.1 percent completion rate, the second-highest in Patriots history.

PATRIOTS COMPLETION PERCENTAGE LIST (Min. 500 Att.)

| Rk | Quarterback | Att | Cmp | Cmp % |
|----|-------------|-------|-----|-------|
| 1. | Tom Brady | 1,387 | 855 | 61.6 |
| 2. | Hugh Millen | 612 | 370 | 60.5 |
| 3. | Tony Eason | 1,500 | 876 | 58.4 |



CHECK YOUR LOCAL LISTINGS

WBCN PATRIOTS ROCK RADIO NETWORK

For the ninth consecutive season, WBCN is proud to be the flagship station for the Patriots Rock Radio Network. Every Patriots game can be heard on WBCN (104.1 FM) and its network of 32 stations throughout all six New England states. Longtime broadcast tandem Gil Santos and Gino Cappelletti will call all of the action in static-free stereo sound.



FLAGSHIP STATION
WBCN
Boston ★ 104.1 FM



MASSACHUSETTS

WAHL Athol 99.9 FM
WXTK Cape Cod 95.1 FM
WSAR Fall River 1480 AM
WKKB New Bedford 100.3 FM
WEB Pittsfield 1420 AM
WBEC Pittsfield 1420 AM
WAQY Springfield 102.1 FM
WWFX Worcester 100.1 FM

MAINE

WEBB Augusta 98.5 FM
WTUL Augusta 1400 AM
WNSX Bangor 97.7 FM
WCRQ Calais 102.9 FM
WBLM Portland 102.9 FM
WOZI Presque Isle 101.9 FM

CONNECTICUT

WCCC Hartford 106.9 FM
WMOS New London 104.7 FM
WINY Putnam 1350 AM

NEW HAMPSHIRE

WTSN Hanover 1400 AM
WZBK Keene 1220 AM
WBHG Laconia 101.5 FM
WVRR Lebanon 101.7 FM
WGIR Manchester 610 AM
WSAK Portsmouth 102.1 FM
WXKL Concord 1450 AM

RHODE ISLAND

WSKO Providence 790 AM
WSKO Providence 99.7 FM

VERMONT

WKVT Brattleboro 92.7 FM
WCPV Burlington 101.3 FM
WMXR Claremont 93.9 FM
WMOO Derby 92.1 FM
WEXP Rutland 101.5 FM
WDEV Waterbury 960 AM

PATRIOTS ALL ACCESS ON WCVB CH.5

Patriots All Access, an Emmy Award-winning one-hour magazine show, airs weekly throughout the season on WCVB-TV Channel 5 in Boston. Indicative of its name, Patriots All Access provides viewers exclusive, behind-the-scenes access and weekly in-depth features. WCVB's Mike Lynch hosts the program and is joined by Head Coach Bill Belichick for a weekly chalk talk and also by a Patriots player of the week.

WCVB-TV Channel 5

Patriots All Access..... Every Saturday at 11:00 a.m. and 7:00 p.m.

PATRIOTS FOOTBALL WEEKLY ON WB56

Join the editorial staff of Patriots Football Weekly for a half-hour Patriots extravaganza every Saturday night on WLVI-TV (WB56). The ultimate studio sports show for the ultimate Patriots fan is patterned like the official team newspaper, aiming to be confrontational and opinionated as the reporters dish about what's ahead for the team, give opponent analysis and offer insider information they've learned from working in the trenches at Gillette Stadium.

WLVI-TV Channel 56

Patriots Football Weekly Every Saturday at 11:00 p.m.

PATRIOTS.COM

The official Web site of the New England Patriots offers fans an exciting lineup of daily features and is one of the most advanced and exciting Web sites in all of sports. **Patriots Video News** is a streaming video show broadcast daily on Patriots.com, giving Patriots fans interviews and analysis that picks up where the newspapers and TV reports leave off. **Patriots.com Radio** features six hours of original daily programming beginning at noon ET, and allows fans to interact with hosts and guests via phone and email. Besides these features, the site offers daily news updates, press releases, live coverage of all press conferences and much more.

RATINGS SUCCESS

The Patriots have consistently been at or near the top spot in the weekly television ratings for the 2.1 million homes in the Boston TV market.

2003 RATINGS (BOSTON TV MARKET)

| Date | Opponent | Rating/ Share | Network | Result |
|----------------|------------------|------------------|---------|---------|
| Thurs., Aug. 7 | N.Y. Giants* | 12.4 / 22 | ESPN | W 26-6 |
| Sat., Aug. 16 | at Washington* | 10.1 / 21 | WCVB | W 20-13 |
| Fri., Aug. 22 | at Philadelphia* | 9.8 / 18 | WCVB | W 24-12 |
| Wed., Aug. 27 | Chicago* | 9.9 / 18 | WCVB | W 38-23 |
| Sun., Sept. 7 | at Buffalo | 20.0 / 46 | CBS | L 0-31 |
| Sun., Sept. 14 | at Philadelphia | 26.6 / 48 | CBS | W 31-10 |
| Sun., Sept. 21 | N.Y. Jets | 23.1 / 51 | CBS | W 23-16 |
| Sun., Sept. 28 | at Washington | 22.4 / 49 | CBS | L 17-20 |
| Sun., Oct. 5 | Tennessee | 14.5 / 29 | CBS | W 38-30 |
| Sun., Oct. 12 | N.Y. Giants | 25.1 / 54 | FOX | W 17-6 |
| Sun., Oct. 19 | at Miami | 24.6 / 51 | CBS | W 19-13 |
| Sun., Oct. 26 | Cleveland | 24.2 / 53 | CBS | W 9-3 |
| Mon., Nov. 3 | at Denver | 23.0 / 40 | ABC | W 30-26 |
| Sun., Nov. 9 | BYE WEEK | | | |
| Sun., Nov. 16 | Dallas | 30.6 / 46 | ESPN | W 12-0 |
| Sun., Nov. 23 | at Houston | 1:00 | CBS | W 23-20 |
| Sun., Nov. 30 | at Indianapolis | 1:00 | CBS | |
| Sun., Dec. 7 | Miami | 4:15 | CBS | |
| Sun., Dec. 14 | Jacksonville | 1:00 | CBS | |
| Sat., Dec. 20 | at N.Y. Jets | 8:30 | ESPN | |
| Sat., Dec. 27 | Buffalo | 1:30 | CBS | |

*-Preseason

RATINGS HISTORY

| Season | Rating / Share |
|-----------------------------|----------------|
| 2003 Regular Season Average | 23.4 / 46.7 |
| 2002 Regular Season Average | 28.5 / 52.9 |
| 2001 Regular Season Average | 24.7 / 48.3 |
| 2001 Postseason Average | 47.4 / 72.7 |
| 2000 Regular Season Average | 20.3 / 43.7 |

Note: Each ratings point represents one percent of the 2.1 million homes in the Boston TV market.

PATRIOTS MONDAY ON WEEI

Sports Radio 850 WEEI has the exclusive rights to broadcast "Patriots Monday" from Gillette Stadium every week during the season. The daylong programming lineup offers fans unique access from Head Coach Bill Belichick and quarterback Tom Brady along with appearances by Troy Brown and Richard Seymour, among other star players. The programming lineup is listed below.

| Time (Mondays) | Show | Guest(s) |
|------------------------|---------------------|---|
| 6:00 – 10:00 a.m. | Dennis and Callahan | Tom Brady |
| 10:00 a.m. – 2:00 p.m. | Dale and Neumy | Troy Brown, Richard Seymour and Stars of the Week |
| 2:00 – 6:00 p.m. | The Big Show | Coach Belichick |

PATRIOTS FIFTH QUARTER ON WBZ 4 AND UPN 38

For the first time in franchise history, each of the team's postgame press conferences will be broadcast live, in their entirety on "The Fifth Quarter." WBZ-TV 4, the television flagship station of the Patriots, and its sister station, WSBK-TV/UPN 38, will broadcast all 16 regular season postgame press conferences with observations by Head Coach Bill Belichick, quarterback Tom Brady and star players of the game. WBZ-TV 4 Sports Director Bob Lobel, along with former Patriots players Steve DeOssie and Scott Zolak, will provide analysis and commentary, giving Patriots fans unique perspectives on each game. WSBK will televise 10 "Fifth Quarter" shows, while WBZ will air six shows.

| Date, Opponent | Station |
|-----------------------------|---------|
| 11/30, at Indianapolis..... | UPN 38 |
| 12/07, Miami..... | UPN 38 |





2003 TRANSACTIONS

| | | | | | |
|------|---|------------------------------|-------|--|-----------------------------------|
| 1/6 | Ken Kocher | Signed | 8/4 | Thabiti Davis | Signed |
| | Brandon Gorin | Signed | 8/10 | Brenden Stai | Retired |
| | Dyshod Carter | Signed (Allocated to NFLE) | 8/13 | Marques McFadden | Claimed off waivers (DAL) |
| | Scott McCready | Signed (Allocated to NFLE) | | DeVeren Johnson | Claimed off waivers (DAL) |
| | T.C. Taylor | Signed (Allocated to NFLE) | | Dan Stricker | Placed on reserve/injured list |
| | Courtney Ledyard | Signed (Allocated to NFLE) | 8/15 | Marques McFadden | Released |
| | Shane Stafford | Signed (Allocated to NFLE) | 8/18 | Otis Smith | Released |
| 1/9 | Michael Malan | Signed (Allocated to NFLE) | 8/19 | Corbin Lacina | Signed |
| 1/17 | Rodney Trafford | Signed (Allocated to NFLE) | | Ted Washington | Acquired via trade (CHI) |
| 1/28 | John Hufnagel | Named quarterbacks coach | | DeVeren Johnson | Released |
| 2/28 | Lonie Paxton | Re-signed | | Jasen Esposito | Released |
| 3/6 | Fred Baxter | Re-signed | 8/20 | Chad Lee | Released |
| | Greg Randall | Traded (HOU) | | Spencer Nead | Released |
| 3/11 | Rosevelt Colvin | Signed | | Daniel Pope | Released |
| | Tyrone Poole | Signed | 8/24 | Ken Kocher | Released |
| 3/12 | Rodney Harrison | Signed | | Buck Rasmussen | Released |
| | Chris Akins | Signed | | J.R. Redmond | Released |
| 3/24 | Fred McCrary | Signed | | Antwoine Womack | Released |
| | Maugaula Tuitele | Re-signed | 8/26 | Jamil Soriano | Acquired via trade (CHI) |
| 4/8 | Tom Ashworth | Re-signed | | Kerry Watkins | Released |
| 4/14 | Tebucky Jones | Traded (N.O.) | | Bill Conaty | Placed on Reserve/Injured |
| 4/23 | Daniel Pope | Signed | | Kliff Kingsbury | Placed on Reserve/Injured |
| 4/26 | Ty Warren | Drafted | | Tully Banta-Cain | Placed on Reserve/PUP |
| | Eugene Wilson | Drafted | | Chas Gessner | Placed on Reserve/PUP |
| | Bethel Johnson | Drafted | | Kenyatta Jones | Placed on Reserve/PUP |
| 4/27 | Dan Klecko | Drafted | | Stephen Neal | Placed on Reserve/PUP |
| | Asante Samuel | Drafted | | Gene Mruczkowski | Placed on Reserve/NFI |
| | Dan Koppen | Drafted | 8/28 | Corbin Lacina, Dyshod Carter, Brad Harris, Michael Malan, Frank Moreau and Rod Trafford | |
| | Kliff Kingsbury | Drafted | | | Released |
| | Spencer Nead | Drafted | 8/31 | Thabiti Davis, Russ Hochstein, Ethan Kelley, Matt Knutson, Shawn Mayer, Leonard Myers, Patrick Pass, Jamil Soriano, Maugaula Tuitele and Dedric Ward | |
| | Tully Banta-Cain | Drafted | | | Released |
| | Ethan Kelley | Drafted | | Michael Cloud | Placed on Reserve/Susp. by NFL |
| 5/2 | Kyle Croskey, Jasen Esposito, Chas Gessner, Michael Hayes, Ricklan Holmes, Jason Hunt, Chad Lee, Chris Massey, Shawn Mayer, Rob Milanese, Buck Rasmussen, Walter Sampson, Dan Stricker, Kerry Watkins and Matt Word | Signed as rookie free agents | | Bill Conaty | Released from Reserve/Injured |
| 5/5 | Derek Watson | Signed | 9/1 | Russ Hochstein | Signed to the practice squad |
| | Michael Hayes | Released | | Ethan Kelley | Signed to the practice squad |
| | Chris Massey | Released | | Shawn Mayer | Signed to the practice squad |
| 5/9 | Scott Farley | Signed | | Jamil Soriano | Signed to the practice squad |
| | Aric Morris | Signed | 9/2 | Lawyer Milloy | Released |
| 5/15 | Dave Petruziello | Signed | | Tim Provost | Signed to the practice squad |
| | Kyle Croskey | Released | 9/14 | Russ Hochstein | Signed from the practice squad |
| 5/16 | Don Davis | Signed | 9/17 | Jamin Elliott | Signed to the practice squad |
| | Gene Mruczkowski | Signed | 9/22 | Rosevelt Colvin | Placed on Reserve/Injured |
| | Joe Schey | Signed | | Mike Compton | Placed on Reserve/Injured |
| 5/22 | Dedric Ward | Signed | | Wilbert Brown | Claimed off waivers (WAS) |
| 5/27 | Walter Sampson | Released | | Patrick Pass | Signed |
| 5/29 | Ricklan Holmes | Released | 9/29 | Michael Cloud | Granted one-week roster exemption |
| | Matt Word | Released | 10/4 | Michael Cloud | Activated to the 53-man roster |
| 6/11 | Shane Stafford | Released | | Fred McCrary | Released |
| 6/23 | Michael Cloud | Signed | 10/7 | Fred McCrary | Re-signed |
| 7/3 | Bill Conaty | Signed | | Aric Morris | Released |
| 7/10 | T.C. Taylor | Released | 10/13 | Dan Stricker | Released from Reserve/Injured |
| 7/15 | Dan Klecko | Signed | 10/18 | Tully Banta-Cain | Activated from Reserve/PUP |
| | Asante Samuel | Signed | | Shawn Mayer | Signed from the practice squad |
| | Ethan Kelley | Signed | | Adrian Klemm | Placed on Reserve/Injured |
| 7/16 | Rob Milanese | Released | | Larry Centers | Released |
| | Brad Harris | Signed | 10/22 | Justin Kurpeikis | Signed to the practice squad |
| | Corey Mitchell | Signed | 10/25 | Kenyatta Jones | Released from Reserve/PUP |
| 7/21 | Ty Warren | Signed | 11/5 | Justin Kurpeikis | Released from the practice squad |
| | Eugene Wilson | Signed | 11/7 | David Patten | Placed on Reserve/Injured |
| | Bethel Johnson | Signed | | Shawn Mayer | Released |
| | Dan Koppen | Signed | 11/10 | Shawn Mayer | Signed to the practice squad |
| | Kliff Kingsbury | Signed | | Stephen Neal | Placed on Reserve/Injured |
| | Spencer Nead | Signed | 11/13 | Chas Gessner | Activated from Reserve/PUP |
| | Tully Banta-Cain | Signed | 11/16 | Jamin Elliott | Signed from the practice squad |
| | Dave Petruziello | Released | 11/17 | Chas Gessner | Released |
| | Kerry Watkins | Released | 11/18 | J.J. Stokes | Signed |
| | Derek Watson | Released | | Chas Gessner | Signed to the practice squad |
| 7/23 | Kerry Watkins | Signed | 11/20 | Dedric Ward | Signed |
| | Mike Clare | Released | | Fred McCrary | Placed on Reserve/Injured |
| | Courtney Ledyard | Released | 11/22 | Shawn Mayer | Signed from the practice squad |
| | Corey Mitchell | Released | | Jamin Elliott | Released |
| | Joe Schey | Released | | | |
| 7/28 | Brenden Stai | Signed | | | |
| | Scott Farley | Released | | | |
| 7/30 | Larry Centers | Signed | | | |
| | Jason Hunt | Released | | | |
| 8/1 | Frank Moreau | Signed | | | |
| | Ben Kelly | Released | | | |
| 8/2 | Scott McCready | Released | | | |



PATRIOTS 2003 OFFENSIVE STATISTICS

| | | | | | | | | | | | | | | | | |
|---|------------------|--------|-------------|--|------|-------|-------|---------|------|-----|-----|------|------|-------|------|--------|
| WON 9, LOST 2 | | | | | | | | | | | | | | | | |
| 09/07 L 0-31 | at Buffalo | 73,262 | Faulk | * RUSHING | No. | Yds | Avg | Long | TD | | | | | | | |
| 09/14 W 31-10 | at Philadelphia | 67,624 | Smith | | 135 | 508 | 3.8 | 23 | 0 | | | | | | | |
| 09/21 W 23-16 | New York Jets | 68,436 | Cloud | | 105 | 348 | 3.3 | 19 | 2 | | | | | | | |
| 09/28 L 17-20 | at Washington | 83,632 | Centers | | 23 | 112 | 4.9 | 42 | 3 | | | | | | | |
| 10/05 W 38-30 | Tennessee | 68,436 | Brady | | 15 | 69 | 4.6 | 13 | 0 | | | | | | | |
| 10/12 W 17- 6 | New York Giants | 68,436 | T. Brown | | 30 | 35 | 1.2 | 6 | 1 | | | | | | | |
| 10/19 W 19-13 OT | at Miami | 73,650 | Pass | | 6 | 27 | 4.5 | 11 | 0 | | | | | | | |
| 10/26 W 9- 3 | Cleveland | 68,436 | Branch | | 2 | 15 | 7.5 | 11 | 0 | | | | | | | |
| 11/03 W 30-26 | at Denver | 76,203 | Klecko | | 1 | 11 | 11.0 | 11 | 0 | | | | | | | |
| 11/16 W 12- 0 | Dallas | 68,436 | Patten | | 2 | 5 | 2.5 | 5 | 0 | | | | | | | |
| 11/23 W 23-20 OT | at Houston | 70,719 | McCrary | | 1 | 4 | 4.0 | 4 | 0 | | | | | | | |
| 11/30 | at Indianapolis | | Walter | | 3 | 3 | 1.0 | 4 | 0 | | | | | | | |
| 12/07 | Miami | | B. Johnson | | 2 | 0 | 0.0 | 0 | 0 | | | | | | | |
| 12/14 | Jacksonville | | TEAM | | 1 | -12 | -12.0 | -12 | 0 | | | | | | | |
| 12/20 | at New York Jets | | OPPONENTS | | 326 | 1125 | 3.5 | 42 | 6 | | | | | | | |
| 12/27 | Buffalo | | * RECEIVING | | 281 | 1005 | 3.6 | 23 | 8 | | | | | | | |
| | | | | No. | Yds | Avg | Long | TD | | | | | | | | |
| TOTAL FIRST DOWNS | | | | Faulk | 39 | 380 | 9.7 | 27 | 0 | | | | | | | |
| Rushing | | | | Branch | 36 | 548 | 15.2 | 66t | 2 | | | | | | | |
| Passing | | | | T. Brown | 27 | 342 | 12.7 | 82t | 2 | | | | | | | |
| Penalty | | | | Graham | 25 | 311 | 12.4 | 38 | 2 | | | | | | | |
| 3rd Down: Made/Att | | | | Fauria | 21 | 226 | 10.8 | 28 | 2 | | | | | | | |
| 3rd Down Pct. | | | | Centers | 17 | 96 | 5.6 | 14 | 1 | | | | | | | |
| 4th Down: Made/Att | | | | Stokes | 14 | 147 | 10.5 | 31 | 0 | | | | | | | |
| 4th Down Pct. | | | | Stokes | 1 | 31 | 31.0 | 31 | 0 | | | | | | | |
| POSSESSION AVG. | | | | Givens | 13 | 266 | 20.5 | 57 | 3 | | | | | | | |
| TOTAL NET YARDS | | | | B. Johnson | 13 | 193 | 14.8 | 45 | 1 | | | | | | | |
| Avg. Per Game | | | | Smith | 10 | 81 | 8.1 | 16 | 0 | | | | | | | |
| Total Plays | | | | Patten | 9 | 140 | 15.6 | 42 | 0 | | | | | | | |
| Avg. Per Play | | | | Ward | 3 | 33 | 11.0 | 17 | 0 | | | | | | | |
| NET YARDS RUSHING | | | | Ward | 3 | 33 | 11.0 | 17 | 0 | | | | | | | |
| Avg. Per Game | | | | Pass | 3 | 15 | 5.0 | 11 | 0 | | | | | | | |
| Total Rushes | | | | McCrary | 2 | 12 | 6.0 | 9 | 0 | | | | | | | |
| NET YARDS PASSING | | | | Cloud | 1 | 8 | 8.0 | 8 | 0 | | | | | | | |
| Avg. Per Game | | | | TEAM | 220 | 2682 | 12.2 | 82t | 13 | | | | | | | |
| Sacked/Yards Lost | | | | OPPONENTS | 218 | 2377 | 10.9 | 49 | 6 | | | | | | | |
| Gross Yards | | | | * INTERCEPTIONS | No. | Yds | Avg | Long | TD | | | | | | | |
| Att./Completions | | | | Law | 4 | 112 | 28.0 | 65t | 1 | | | | | | | |
| Completion Pct. | | | | Poole | 3 | 13 | 4.3 | 13 | 0 | | | | | | | |
| Had Intercepted | | | | Wilson | 3 | 8 | 2.7 | 6 | 0 | | | | | | | |
| PUNTS/AVERAGE | | | | Samuel | 2 | 55 | 27.5 | 55t | 1 | | | | | | | |
| NET PUNTING AVG. | | | | Harrison | 2 | 0 | 0.0 | 2 | 0 | | | | | | | |
| PENALTIES/YARDS | | | | Morris | 1 | 33 | 33.0 | 33 | 0 | | | | | | | |
| FUMBLES/BALL LOST | | | | Bruschi | 1 | 18 | 18.0 | 18t | 1 | | | | | | | |
| TOUCHDOWNS | | | | Vrabel | 1 | 4 | 4.0 | 4 | 0 | | | | | | | |
| Rushing | | | | TEAM | 17 | 243 | 14.3 | 65t | 3 | | | | | | | |
| Passing | | | | OPPONENTS | 10 | 72 | 7.2 | 37t | 1 | | | | | | | |
| Returns | | | | * PUNTING | No. | Yds | Avg | Net | TB | In | Lg | B | | | | |
| * SCORE BY PERIODS | | | | Walter | 60 | 2305 | 38.4 | 33.8 | 3 | 15 | 52 | 1 | | | | |
| TEAM | | | | TEAM | 61 | 2305 | 37.8 | 33.8 | 3 | 15 | 52 | 1 | | | | |
| OPPONENTS | | | | OPPONENTS | 63 | 2585 | 41.0 | 34.8 | 4 | 17 | 71 | 0 | | | | |
| * SCORING | | | | * PUNT RETURNS | Ret | FC | Yds | Avg | Long | TD | | | | | | |
| TD-Ru-Pa-Rt | | | | T. Brown | 19 | 10 | 194 | 10.2 | 23 | 0 | | | | | | |
| K-PAT | | | | Poole | 5 | 1 | 52 | 10.4 | 18 | 0 | | | | | | |
| FG S | | | | Branch | 4 | 1 | 26 | 6.5 | 11 | 0 | | | | | | |
| PTS | | | | Faulk | 3 | 5 | 36 | 12.0 | 19 | 0 | | | | | | |
| Vinatieri | | | | Ward | 3 | 0 | 26 | 8.7 | 16 | 0 | | | | | | |
| Cloud | | | | B. Johnson | 1 | 0 | 2 | 2.0 | 2 | 0 | | | | | | |
| Givens | | | | TEAM | 32 | 17 | 310 | 9.7 | 23 | 0 | | | | | | |
| Branch | | | | OPPONENTS | 26 | 9 | 183 | 7.0 | 57t | 1 | | | | | | |
| T. Brown | | | | * KICKOFF RETURNS | No. | Yds | Avg | Long | TD | | | | | | | |
| Fauria | | | | B. Johnson | 22 | 573 | 26.0 | 71 | 0 | | | | | | | |
| Graham | | | | Pass | 9 | 217 | 24.1 | 36 | 0 | | | | | | | |
| Smith | | | | Faulk | 8 | 163 | 20.4 | 30 | 0 | | | | | | | |
| Brady | | | | Cloud | 2 | 38 | 19.0 | 19 | 0 | | | | | | | |
| Bruschi | | | | Givens | 1 | 20 | 20.0 | 20 | 0 | | | | | | | |
| Centers | | | | Klecko | 1 | 10 | 10.0 | 10 | 0 | | | | | | | |
| Chatham | | | | Vrabel | 1 | 14 | 14.0 | 14 | 0 | | | | | | | |
| B. Johnson | | | | Ward | 1 | 20 | 20.0 | 20 | 0 | | | | | | | |
| Law | | | | TEAM | 44 | 1035 | 23.5 | 71 | 0 | | | | | | | |
| Samuel | | | | OPPONENTS | 52 | 1076 | 20.7 | 42 | 0 | | | | | | | |
| TEAM | | | | * FIELD GOALS | 1-19 | 20-29 | 30-39 | 40-49 | 50+ | | | | | | | |
| OPPONENTS | | | | Vinatieri | 0/0 | 13/13 | 3/7 | 4/7 | 0/0 | | | | | | | |
| 2-Pt. Conversions: TEAM 0-0, OPPONENTS 1-1 | | | | TEAM | 0/0 | 13/13 | 3/7 | 4/7 | 0/0 | | | | | | | |
| SACKS: Seymour 5.5, Vrabel 4.0, McGinest 3.0, | | | | OPPONENTS | 1/1 | 4/4 | 8/10 | 6/12 | 1/1 | | | | | | | |
| Colvin 2.0, Harrison 2.0, Chatham 1.5, | | | | Vinatieri: () (27G) (24G,22G,47G) (23G,46N) (34N, | | | | | | | | | | | | |
| Green 1.5, Klecko 1.5, Bruschi 1.0, | | | | 39N,48G) (42N,28G) (25G,30G) (27G,48N,28G,38G) | | | | | | | | | | | | |
| Pleasant 1.0, Warren 1.0, Washington 1.0, | | | | (40G,46G,28G) (23G,26G) (21G,38N,32G,37B,28G) | | | | | | | | | | | | |
| TEAM 25.0, OPPONENTS 23.0 | | | | OPPONENTS: (44G) (57G) (41G,39G,30G,42N) (38G, | | | | | | | | | | | | |
| | | | | 29G,48B) (48G,43G,46N,33G,37G,41G) (22G,47N,49N, | | | | | | | | | | | | |
| | | | | 34G) (23G,34G,35B,35N) (29G) (44N,43G) () (19G,31G) | | | | | | | | | | | | |
| * PASSING | | | | Att | Cmp | Yds | Cmp% | Yds/Att | TD | TD% | Int | Int% | Long | Sack/ | Lost | Rating |
| Brady | | | | 370 | 217 | 2651 | 58.6 | 7.16 | 13 | 3.5 | 10 | 2.7 | 82t | 23/ | 166 | 81.3 |
| Davey | | | | 7 | 3 | 31 | 42.9 | 4.43 | 0 | 0.0 | 0 | 0.0 | 16 | 0/ | 0 | 56.3 |
| Faulk | | | | 1 | 0 | 0 | 0.0 | 0.00 | 0 | 0.0 | 0 | 0.0 | 0 | 0/ | 0 | 39.6 |
| TEAM | | | | 378 | 220 | 2682 | 58.2 | 7.10 | 13 | 3.4 | 10 | 2.6 | 82t | 23/ | 166 | 80.6 |
| OPPONENTS | | | | 413 | 218 | 2377 | 52.8 | 5.76 | 6 | 1.5 | 17 | 4.1 | 49 | 25/ | 151 | 57.7 |



PATRIOTS 2003 DEFENSIVE STATISTICS

Tackle statistics tabulated from coaching grades

| DEFENSIVE STATISTICS | | | | | | | | | | | SP. TEAMS | | | | | FUMBLES - LOST (17-7) | | | | |
|----------------------|------------|------------|------------|-------------|--------------|-----------|------------|-----------|-----------|----------|------------|-----------|-----------|----------|----------|------------------------------|-----------|----------|----------|----------|
| Name | TT | UT | A | S/ | YL | Int/ | Yds | PD | FF | FR | TT | UT | A | FF | FR | | | | Own | |
| Rodney Harrison | 97 | 77 | 20 | 2.0 | 5.0 | 2 | 0 | 9 | - | 1 | 3 | 1 | 2 | - | - | | No. | Lost | Rec. | O.B. |
| Roman Phifer | 96 | 66 | 30 | - | - | - | - | 2 | 2 | - | 0 | 0 | 0 | - | - | Tom Brady | 10 | 4 | 3 | 0 |
| Tedy Bruschi | 91 | 56 | 35 | 1.0 | 9.0 | 1 | 18 | 11 | 2 | - | 1 | 1 | 0 | - | - | Kevin Faulk | 2 | 2 | 0 | 0 |
| Willie McGinest | 57 | 42 | 15 | 3.0 | 22.0 | - | - | 1 | 1 | 2 | 0 | 0 | 0 | - | - | Troy Brown | 2 | 0 | 1 | 1 |
| Richard Seymour | 55 | 34 | 21 | 5.5 | 34.5 | - | - | 8 | - | - | 0 | 0 | 0 | - | - | Lonie Paxton | 2 | 0 | 0 | 1 |
| Ty Law | 48 | 40 | 8 | - | - | 4 | 112 | 16 | - | - | 0 | 0 | 0 | - | - | Ty Law | 1 | 1 | 0 | 0 |
| Tyrone Poole | 46 | 41 | 5 | - | - | 3 | 13 | 16 | 2 | - | 0 | 0 | 0 | - | - | Dan Koppen | 0 | 0 | 1 | 0 |
| Eugene Wilson | 46 | 36 | 10 | - | - | 3 | 8 | 7 | - | - | 1 | 1 | 0 | - | - | Joe Andruzzi | 0 | 0 | 1 | 0 |
| Bobby Hamilton | 39 | 21 | 18 | - | - | - | - | 2 | - | - | 0 | 0 | 0 | - | - | Larry Centers | 0 | 0 | 1 | 0 |
| Mike Vrabel | 36 | 27 | 9 | 4.0 | 29.0 | 1 | 4 | 3 | 1 | - | 0 | 0 | 0 | - | - | Ken Walter | 0 | 0 | 1 | 0 |
| Matt Chatham | 26 | 16 | 10 | 1.5 | 10.5 | - | - | - | 1 | 1 | 11 | 4 | 7 | - | - | Totals | 17 | 7 | 8 | 2 |
| Ty Warren | 26 | 14 | 12 | 1.0 | 1.0 | - | - | 2 | - | - | 0 | 0 | 0 | - | - | BLOCKED KICKS | | | | |
| Asante Samuel | 22 | 21 | 1 | - | - | 2 | 55 | 7 | - | - | 2 | 2 | 0 | - | - | | XP | FG | P | |
| Ted Washington | 18 | 15 | 3 | 1.0 | 5.0 | - | - | - | 1 | - | 0 | 0 | 0 | - | - | Dan Klecko | 0 | 1 | 0 | |
| Ted Johnson | 15 | 10 | 5 | - | - | - | - | - | - | - | 0 | 0 | 0 | - | - | Richard Seymour | 0 | 1 | 0 | |
| Jarvis Green | 14 | 9 | 5 | 1.5 | 6.5 | - | - | - | - | - | 0 | 0 | 0 | - | - | Totals | 0 | 2 | 0 | |
| Dan Klecko | 10 | 8 | 2 | 1.5 | 7.5 | - | - | - | - | - | 1 | 1 | 0 | - | - | MISC. OFFENSIVE STATS | | | | |
| Antwan Harris | 8 | 6 | 2 | - | - | - | - | 1 | - | - | 9 | 6 | 3 | - | - | | Tkl | Ast | FF | FR |
| Chris Akins | 7 | 5 | 2 | - | - | - | - | 1 | - | - | 20 | 11 | 9 | - | - | Deion Branch | 3 | 0 | 0 | 0 |
| Rick Lyle | 6 | 5 | 1 | - | - | - | - | - | - | - | 0 | 0 | 0 | - | - | David Givens | 2 | 0 | 0 | 0 |
| Rosevelt Colvin | 5 | 5 | 0 | 2.0 | 9.0 | - | - | - | - | 1 | 0 | 0 | 0 | - | - | Bethel Johnson | 1 | 0 | 1 | 1 |
| Larry Izzo | 3 | 3 | 0 | - | - | - | - | 1 | - | - | 23 | 13 | 10 | - | - | Dedric Ward | 1 | 0 | 0 | 0 |
| Anthony Pleasant | 2 | 1 | 1 | 1.0 | 12.0 | - | - | - | - | 1 | 0 | 0 | 0 | - | - | Patrick Pass | 1 | 0 | 0 | 0 |
| Don Davis | 1 | 1 | 0 | - | - | - | - | - | - | - | 15 | 7 | 8 | - | - | Matt Light | 1 | 0 | 0 | 0 |
| Tully Banta-Cain | 1 | 0 | 1 | - | - | - | - | - | - | - | 6 | 4 | 2 | - | - | Larry Centers | 1 | 0 | 0 | 0 |
| Aric Morris | 0 | 0 | 0 | - | - | 1 | 33 | 1 | - | - | 8 | 4 | 4 | - | - | Totals | 10 | 0 | 0 | 0 |
| Shawn Mayer | 0 | 0 | 0 | - | - | - | - | - | - | - | 6 | 2 | 4 | - | - | | | | | |
| Patrick Pass | 0 | 0 | 0 | - | - | - | - | - | - | - | 5 | 3 | 2 | - | - | | | | | |
| Je'Rod Cherry | 0 | 0 | 0 | - | - | - | - | - | - | - | 5 | 3 | 2 | - | - | | | | | |
| Fred Baxter | 0 | 0 | 0 | - | - | - | - | - | - | - | 4 | 0 | 4 | - | - | | | | | |
| Fred McCrary | 0 | 0 | 0 | - | - | - | - | - | - | - | 3 | 2 | 1 | - | - | | | | | |
| David Givens | 0 | 0 | 0 | - | - | - | - | - | - | - | 2 | 2 | 0 | - | - | | | | | |
| Daniel Graham | 0 | 0 | 0 | - | - | - | - | - | - | - | 2 | 1 | 1 | - | - | | | | | |
| Bethel Johnson | 0 | 0 | 0 | - | - | - | - | - | 1 | 1 | 1 | 1 | 0 | - | 1 | | | | | |
| Adam Vinatieri | 0 | 0 | 0 | - | - | - | - | - | - | - | 1 | 0 | 1 | - | - | | | | | |
| Lonie Paxton | 0 | 0 | 0 | - | - | - | - | - | - | - | 1 | 0 | 1 | - | - | | | | | |
| Troy Brown | 0 | 0 | 0 | - | - | - | - | - | - | - | 0 | 0 | 0 | - | 1 | | | | | |
| Totals | 775 | 559 | 216 | 25.0 | 151.0 | 17 | 243 | 88 | 11 | 7 | 130 | 69 | 61 | 0 | 2 | | | | | |

LEGEND

TT - Total Tackles

UT - Unassisted Tackles

A - Assists

S/Yds - Sacks/Yards Lost

I/R et. - Interceptions/R eturn Yards

PD - Pass Defensed

FF - Forced Fumbles

FR - Fumbles Recovered

Tack.T.O. - Tackles off Turnovers

O.B. - Out of Bounds



HOW THE PATRIOTS WERE BUILT

| <u>YEAR</u> | <u>DRAFTEES (24)</u> | <u>VETERAN FREE AGENTS (22)</u> | <u>WAIVERS (2) / TRADES (1)</u> | <u>ROOKIE AND FIRST-YEAR FREE AGENTS (4)</u> |
|--|--|--|---|---|
| 1993 | Troy Brown (8) | | | |
| 1994 | Willie McGinest (1) | | | |
| 1995 | Ty Law (1) Ted Johnson (2) | | | |
| 1996 | Tedy Bruschi (3) | | | Adam Vinatieri (fa) |
| 1997 | | | | |
| 1998 | | | | |
| 1999 | Damien Woody (1a) Kevin Faulk (2) | | | |
| 2000 | Antwan Harris (6a) Tom Brady (6b) Patrick Pass (7b) | Joe Andruzzi (fa) (G.B.) Bobby Hamilton (fa) (NYJ) | Matt Chatham (fa) (cw-STL) | Lonie Paxton (fa) |
| 2001 | Richard Seymour (1) Matt Light (2) | Je'Rod Cherry (2) (PHI) Damon Huard (fa) (MIA) Larry Izzo (fa) (MIA)* Roman Phifer (2) (NYJ) Anthony Pleasant (3) (SF)* Antowain Smith (1) (BUF) Mike Vrabel (3) (PIT)* Ken Walter (fa) (CAR) | | Tom Ashworth (fa) |
| 2002 | Daniel Graham (1) Deion Branch (2) Rohan Davey (4a) Jarvis Green (4b) David Givens (7b) | Fred Baxter (5) (CHI) Christian Fauria (2) (SEA)* Rick Lyle (fa) (NYJ)* | | |
| 2003 | Ty Warren (1) Eugene Wilson (2a) Bethel Johnson (2b) Dan Klecko (4a) Asante Samuel (4b) Dan Koppen (5) Tully Banta-Cain (7b) | Chris Akins (7) (CLE)* Michael Cloud (2) (KC)* Don Davis (fa) (STL)* Brandon Gorin (7) Rodney Harrison (5) (SD) Russ Hochstein (5) Tyrone Poole (1) (DEN)* J.J. Stokes (1) (JAX) Dedric Ward (3) (BAL) | Ted Washington (1) (tr-CHI) Wilbert Brown (fa) (cw-WAS) <u>Reserve/Injured</u> Rosevelt Colvin (4) (CHI)* Mike Compton (3) (DET)* Kliff Kingsbury (6) Adrian Klemm (2) Fred McCrary (6) (SD) Stephen Neal (fa) David Patten (fa) (CLE)* | Shawn Mayer (fa) <u>Reserve / NFI</u> Gene Mruczkowski (fa-03) |
| * unrestricted free agent (#) - indicates round drafted (fa) - indicates non-drafted free agents | | | | |



2003 ALPHABETICAL ROSTER

Nov. 24, 2003

| # | NAME | POS | HT | WT | BORN | YR | COLLEGE | H.S. HOMETOWN |
|----|-------------------|-----|------|-----|----------|----|----------------------|----------------------|
| 34 | Akins, Chris | S | 5-11 | 200 | 11/29/76 | 5 | Arkansas Pine-Bluff | Little Rock, Ark. |
| 63 | Andruzzi, Joe | G | 6-3 | 312 | 08/23/75 | 7 | S. Connecticut St. | Staten Island, N.Y. |
| 68 | Ashworth, Tom | T | 6-6 | 305 | 10/10/77 | 2 | Colorado | Englewood, Colo. |
| 48 | Banta-Cain, Tully | LB | 6-2 | 250 | 08/28/80 | R | California | Sunnyvale, Calif. |
| 84 | Baxter, Fred | TE | 6-3 | 268 | 06/14/71 | 11 | Auburn | Pike County, Ala. |
| 12 | Brady, Tom | QB | 6-4 | 225 | 08/03/77 | 4 | Michigan | San Mateo, Calif. |
| 83 | Branch, Deion | WR | 5-9 | 193 | 07/18/79 | 2 | Louisville | Albany, Ga. |
| 80 | Brown, Troy | WR | 5-10 | 196 | 07/02/71 | 11 | Marshall | Blackville, S.C. |
| 60 | Brown, Wilbert | G | 6-2 | 320 | 05/09/77 | 3 | Houston | Hooks, Texas |
| 54 | Bruschi, Teddy | LB | 6-1 | 247 | 06/09/73 | 8 | Arizona | Roseville, Calif. |
| 58 | Chatham, Matt | LB | 6-4 | 250 | 06/28/77 | 4 | South Dakota | Sioux City, Iowa |
| 30 | Cherry, Je'Rod | S | 6-1 | 210 | 05/30/73 | 8 | California | Berkeley, Calif. |
| 21 | Cloud, Michael | RB | 5-10 | 205 | 07/01/75 | 5 | Boston College | Portsmouth, R.I. |
| 6 | Davey, Rohan | QB | 6-2 | 245 | 04/14/78 | 2 | Louisiana State | Miami, Fla. |
| 51 | Davis, Don | LB | 6-1 | 235 | 12/17/72 | 8 | Kansas | Olathe, Kan. |
| 33 | Faulk, Kevin | RB | 5-8 | 202 | 06/05/76 | 5 | Louisiana State | Carencro, La. |
| 88 | Fauria, Christian | TE | 6-4 | 250 | 09/22/71 | 9 | Colorado | Encino, Calif. |
| 87 | Givens, David | WR | 6-0 | 212 | 08/16/80 | 2 | Notre Dame | Humble, Texas |
| 76 | Gorin, Brandon | T | 6-6 | 308 | 07/17/78 | 2 | Purdue | Muncie, Ind. |
| 82 | Graham, Daniel | TE | 6-3 | 257 | 11/16/78 | 2 | Colorado | Denver, Colo. |
| 97 | Green, Jarvis | DL | 6-3 | 290 | 01/12/79 | 2 | Louisiana State | Donaldsonville, La. |
| 91 | Hamilton, Bobby | DE | 6-5 | 280 | 07/01/71 | 9 | Southern Mississippi | Columbia, Miss. |
| 23 | Harris, Antwan | DB | 5-9 | 194 | 05/29/77 | 4 | Virginia | Raleigh, N.C. |
| 37 | Harrison, Rodney | S | 6-1 | 220 | 12/15/72 | 10 | Western Illinois | Chicago, Ill. |
| 71 | Hochstein, Russ | G | 6-4 | 305 | 10/07/77 | 3 | Nebraska | Hartington, Neb. |
| 19 | Huard, Damon | QB | 6-3 | 215 | 07/09/73 | 7 | Washington | Puyallup, Wash. |
| 53 | Izzo, Larry | LB | 5-10 | 228 | 09/26/74 | 8 | Rice | Houston, Texas |
| 81 | Johnson, Bethel | WR | 5-11 | 200 | 02/11/79 | R | Texas A&M | Corsicana, Texas |
| 52 | Johnson, Ted | LB | 6-4 | 253 | 12/04/72 | 9 | Colorado | Alameda, Calif. |
| 90 | Klecko, Dan | DL | 5-11 | 283 | 01/12/81 | R | Temple | Colts Neck, N.J. |
| 67 | Koppen, Dan | G | 6-2 | 296 | 09/12/79 | R | Boston College | Whitehall, Pa. |
| 24 | Law, Ty | CB | 5-11 | 200 | 02/10/74 | 9 | Michigan | Aliquippa, Pa. |
| 72 | Light, Matt | T | 6-4 | 305 | 06/23/78 | 3 | Purdue | Greenville, Ohio |
| 96 | Lyle, Rick | DL | 6-5 | 285 | 02/26/71 | 10 | Missouri | Monroe, La. |
| 39 | Mayer, Shawn | S | 6-0 | 202 | 03/04/79 | R | Penn State | Hillsborough, N.J. |
| 55 | McGinest, Willie | LB | 6-5 | 270 | 12/11/71 | 10 | Southern Cal | Long Beach, Calif. |
| 35 | Pass, Patrick | FB | 5-10 | 217 | 12/31/77 | 4 | Georgia | Tucker, Ga. |
| 66 | Paxton, Lonie | LS | 6-2 | 260 | 03/13/78 | 4 | Sacramento State | Corona, Calif. |
| 95 | Phifer, Roman | LB | 6-2 | 248 | 03/05/68 | 13 | UCLA | Pineville, N.C. |
| 98 | Pleasant, Anthony | DE | 6-5 | 280 | 01/27/68 | 14 | Tennessee State | Century, Fla. |
| 38 | Poole, Tyrone | CB | 5-8 | 188 | 02/03/72 | 8 | Fort Valley State | LaGrange, Ga. |
| 22 | Samuel, Asante | CB | 5-10 | 185 | 01/06/81 | R | Central Florida | Ft. Lauderdale, Fla. |
| 93 | Seymour, Richard | DL | 6-6 | 310 | 10/06/79 | 3 | Georgia | Gadsden, S.C. |
| 32 | Smith, Antowain | RB | 6-2 | 232 | 03/14/72 | 7 | Houston | Montgomery, Ala. |
| 85 | Stokes, J.J. | WR | 6-4 | 225 | 10/06/72 | 9 | UCLA | San Diego, Calif. |
| 4 | Vinatieri, Adam | K | 6-0 | 202 | 12/28/72 | 8 | South Dakota State | Rapid City, S.D. |
| 50 | Vrabel, Mike | LB | 6-4 | 261 | 08/14/75 | 7 | Ohio State | Akron, Ohio |
| 13 | Walter, Ken | P | 6-1 | 207 | 08/15/72 | 7 | Kent State | Euclid, Ohio |
| 17 | Ward, Dedric | WR | 5-9 | 187 | 09/29/74 | 7 | Northern Iowa | Cedar Rapids, Iowa |
| 94 | Warren, Ty | DL | 6-5 | 300 | 02/06/81 | R | Texas A&M | Bryan, Texas |
| 92 | Washington, Ted | NT | 6-5 | 365 | 04/13/68 | 13 | Louisville | Tampa, Fla. |
| 26 | Wilson, Eugene | DB | 5-10 | 195 | 08/17/80 | R | Illinois | Merrillville, Ill. |
| 65 | Woody, Damien | C/G | 6-3 | 320 | 11/03/77 | 5 | Boston College | Beaverdam, Va. |

PRACTICE SQUAD

| | | | | | | | | |
|----|----------------|-----|-----|-----|----------|---|----------------|-------------------|
| 18 | Gessner, Chas | WR | 6-4 | 215 | 08/17/81 | R | Brown | Hyattsville, Md. |
| 99 | Kelley, Ethan | DT | 6-2 | 303 | 02/12/80 | R | Baylor | Sugar Land, Texas |
| 62 | Provost, Tim | T | 6-5 | 300 | 08/24/80 | R | San Jose State | Downey, Calif. |
| 75 | Soriano, Jamil | G/T | 6-4 | 310 | 05/11/81 | R | Harvard | Plainview, N.Y. |

HEAD COACH: BILL BELICHICK

ASSISTANTS: Romeo Crennel, Defensive Coordinator/Defensive Line; Brian Daboll, Wide Receivers; Jeff Davidson, Assistant Offensive Line/Tight Ends; Ivan Fears, Running Backs; John Hufnagel, Quarterbacks; Josh McDaniels, Coaching Assistant; Pepper Johnson, Inside Linebackers; Eric Mangini, Defensive Backs; Markus Paul, Assistant Strength and Conditioning; Rob Ryan, Outside Linebackers; Dante Scarnecchia, Assistant Head Coach/Offensive Line; Brad Seely, Special Teams; Charlie Weis, Offensive Coordinator; Mike Woicik, Strength and Conditioning.



2003 NUMERICAL ROSTER

| # | NAME | POS | HT | WT | AGE | YR | COLLEGE | HOW ACQ. | G/S/D/I |
|----|------------------|-----|------|-----|-----|----|--------------------------|--------------|-----------|
| 4 | Adam Vinatieri | K | 6-0 | 202 | 30 | 8 | South Dakota State | FA-96 | 110/0/0/0 |
| 6 | Rohan Davey | QB | 6-2 | 245 | 25 | 2 | Louisiana State | D4a-02 | 1/0/1/9 |
| 12 | Tom Brady | QB | 6-4 | 225 | 26 | 4 | Michigan | D6b-00 | 11/11/0/0 |
| 13 | Ken Walter | P | 6-1 | 207 | 31 | 7 | Kent State | FA-01 | 11/0/0/0 |
| 17 | Dedric Ward | WR | 5-9 | 187 | 29 | 7 | Northern Iowa | FA (MIA)-03 | 1/0/0/0 |
| 19 | Damon Huard | QB | 6-3 | 215 | 30 | 7 | Washington | UFA (MIA)-01 | 0/0/10/1 |
| 21 | Michael Cloud | RB | 5-10 | 205 | 28 | 5 | Boston College | UFA (KC)-03 | 4/1/0/3 |
| 22 | Asante Samuel | CB | 5-10 | 185 | 22 | R | Central Florida | D4b-03 | 11/1/0/0 |
| 23 | Antwan Harris | DB | 5-9 | 194 | 26 | 4 | Virginia | D6a-00 | 10/1/0/1 |
| 24 | Ty Law | CB | 5-11 | 200 | 29 | 9 | Michigan | D1-95 | 10/10/0/1 |
| 26 | Eugene Wilson | DB | 5-10 | 195 | 23 | R | Illinois | D2a-03 | 11/10/0/0 |
| 30 | Je'Rod Cherry | S | 6-1 | 210 | 30 | 8 | California | FA-01 | 6/0/0/5 |
| 32 | Antowain Smith | RB | 6-2 | 232 | 31 | 7 | Houston | FA (BUF)-01 | 9/4/0/2 |
| 33 | Kevin Faulk | RB | 5-8 | 202 | 27 | 5 | Louisiana State | D2-99 | 10/6/0/1 |
| 34 | Chris Akins | S | 5-11 | 200 | 26 | 5 | Arkansas Pine-Bluff | UFA (CLE)-03 | 11/0/0/0 |
| 35 | Patrick Pass | FB | 5-10 | 217 | 25 | 4 | Georgia | D7b-00 | 8/1/0/0 |
| 37 | Rodney Harrison | S | 6-1 | 220 | 30 | 10 | Western Illinois | FA (SD)-03 | 11/11/0/0 |
| 38 | Tyrone Poole | CB | 5-8 | 188 | 31 | 8 | Fort Valley State | UFA (DEN)-03 | 11/11/0/0 |
| 39 | Mayer, Shawn | S | 6-0 | 202 | 24 | R | Penn State | FA-03 | 4/0/0/0 |
| 48 | Tully Banta-Cain | LB | 6-2 | 250 | 23 | R | California | D7b-03 | 5/0/0/0 |
| 50 | Mike Vrabel | LB | 6-4 | 261 | 28 | 7 | Ohio State | UFA (PIT)-01 | 8/6/0/3 |
| 51 | Don Davis | LB | 6-1 | 235 | 30 | 8 | Kansas | UFA (STL)-03 | 10/0/0/1 |
| 52 | Ted Johnson | LB | 6-4 | 253 | 30 | 9 | Colorado | D2-95 | 3/1/0/8 |
| 53 | Larry Izzo | LB | 5-10 | 228 | 29 | 8 | Rice | UFA (MIA)-01 | 11/0/0/0 |
| 54 | Tedy Bruschi | LB | 6-1 | 247 | 30 | 8 | Arizona | D3-96 | 11/11/0/0 |
| 55 | Willie McGinest | LB | 6-5 | 270 | 31 | 10 | Southern Cal | D1-94 | 8/6/0/2 |
| 58 | Matt Chatham | LB | 6-4 | 250 | 26 | 4 | South Dakota | CW (STL)-00 | 11/4/0/0 |
| 60 | Wilbert Brown | G | 6-2 | 320 | 26 | 3 | Houston | CW (WAS)-03 | 2/0/1/5 |
| 63 | Joe Andruzzy | G | 6-3 | 312 | 28 | 7 | Southern Connecticut St. | FA-00 | 11/11/0/0 |
| 65 | Damien Woody | C/G | 6-3 | 320 | 26 | 5 | Boston College | D1a-99 | 9/9/0/2 |
| 66 | Lonie Paxton | LS | 6-2 | 260 | 25 | 4 | Sacramento State | FA-00 | 11/0/0/0 |
| 67 | Dan Koppen | G | 6-2 | 296 | 24 | R | Boston College | D5-03 | 11/10/0/0 |
| 68 | Tom Ashworth | T | 6-6 | 305 | 26 | 2 | Colorado | FA-01 | 11/8/0/0 |
| 71 | Russ Hochstein | G | 6-4 | 305 | 26 | 3 | Nebraska | FA-03 | 10/1/0/0 |
| 72 | Matt Light | T | 6-4 | 305 | 25 | 3 | Purdue | D2-01 | 11/11/0/0 |
| 76 | Brandon Gorin | T | 6-6 | 308 | 25 | 2 | Purdue | FA-03 | 5/0/3/3 |
| 80 | Troy Brown | WR | 5-10 | 196 | 32 | 11 | Marshall | D8-93 | 9/8/0/2 |
| 81 | Bethel Johnson | WR | 5-11 | 200 | 24 | R | Texas A&M | D2b-03 | 11/3/0/0 |
| 82 | Daniel Graham | TE | 6-3 | 257 | 25 | 2 | Colorado | D1-02 | 9/5/0/2 |
| 83 | Deion Branch | WR | 5-9 | 193 | 24 | 2 | Louisville | D2-02 | 10/7/0/1 |
| 84 | Fred Baxter | TE | 6-3 | 268 | 32 | 11 | Auburn | FA (CHI)-02 | 10/0/0/1 |
| 85 | J.J. Stokes | WR | 6-4 | 225 | 31 | 9 | UCLA | FA (JAX)-03 | 1/0/0/0 |
| 87 | David Givens | WR | 6-0 | 212 | 23 | 2 | Notre Dame | D7b-02 | 8/1/0/3 |
| 88 | Christian Fauria | TE | 6-4 | 250 | 32 | 9 | Colorado | UFA (SEA)-02 | 11/9/0/0 |
| 90 | Dan Klecko | DL | 5-11 | 283 | 22 | R | Temple | D4a-03 | 9/1/0/2 |
| 91 | Bobby Hamilton | DE | 6-5 | 280 | 32 | 9 | Southern Mississippi | UFA (NYJ)-00 | 11/11/0/0 |
| 92 | Ted Washington | NT | 6-5 | 365 | 35 | 13 | Louisville | TR (CHI)-03 | 5/5/0/6 |
| 93 | Richard Seymour | DL | 6-6 | 310 | 24 | 3 | Georgia | D1-01 | 10/10/0/1 |
| 94 | Ty Warren | DL | 6-5 | 300 | 22 | R | Texas A&M | D1-03 | 11/4/0/0 |
| 95 | Roman Phifer | LB | 6-2 | 248 | 35 | 13 | UCLA | FA (NYJ)-01 | 11/10/0/0 |
| 96 | Rick Lyle | DL | 6-5 | 285 | 32 | 10 | Missouri | UFA (NYJ)-02 | 7/1/0/4 |
| 97 | Jarvis Green | DL | 6-3 | 290 | 24 | 2 | Louisiana State | D4b-02 | 11/5/0/0 |
| 98 | Anthony Pleasant | DE | 6-5 | 280 | 35 | 14 | Tennessee State | UFA (SF)-01 | 8/0/0/3 |

RESERVE LIST / INJURED

| | | | | | | | | | |
|----|-----------------|-----|------|-----|----|----|-----------------------|--------------|---------|
| 59 | Rosevelt Colvin | LB | 6-3 | 250 | 26 | 5 | Purdue | UFA (CHI)-03 | 2/2/0/1 |
| 77 | Mike Compton | G/C | 6-6 | 310 | 33 | 11 | West Virginia | UFA (DET)-01 | 2/2/0/1 |
| 16 | Kliff Kingsbury | QB | 6-3 | 220 | 24 | R | Texas Tech | D6-03 | 0/0/0/0 |
| 70 | Adrian Klemm | T | 6-3 | 312 | 26 | 4 | Hawaii | D2-00 | 3/3/0/3 |
| 44 | Fred McCrary | FB | 6-0 | 247 | 30 | 7 | Mississippi State | FA (SD)-03 | 6/3/0/3 |
| 61 | Stephen Neal | G | 6-4 | 305 | 27 | 2 | Cal State-Bakersfield | FA-01 | 0/0/0/0 |
| 86 | David Patten | WR | 5-10 | 190 | 29 | 7 | Western Carolina | UFA (CLE)-01 | 6/5/0/3 |

RESERVE LIST / NON-FOOTBALL INJURY

| | | | | | | | | | |
|----|------------------|----|-----|-----|----|---|--------|-------|--|
| 64 | Gene Mruczkowski | OL | 6-2 | 305 | 23 | R | Purdue | FA-03 | |
|----|------------------|----|-----|-----|----|---|--------|-------|--|

HEAD COACH: BILL BELICHICK

ASSISTANTS: Romeo Crennel, Defensive Coordinator/Defensive Line; Brian Daboll, Wide Receivers; Jeff Davidson, Assistant Offensive Line/Tight Ends; Ivan Fears, Running Backs; John Hufnagel, Quarterbacks; Josh McDaniels, Coaching Assistant; Pepper Johnson, Inside Linebackers; Eric Mangini, Defensive Backs; Markus Paul, Assistant Strength and Conditioning; Rob Ryan, Outside Linebackers; Dante Scarnecchia, Assistant Head Coach/Offensive Line; Brad Seely, Special Teams; Charlie Weis, Offensive Coordinator; Mike Woicik, Strength and Conditioning.

Ages as of Nov. 24, 2003



UNOFFICIAL DEPTH CHART

Unofficial depth chart compiled by Patriots Media Relations, Nov. 24, 2003

OFFENSE

| | | |
|--|-------------------------------------|----------------------------|
| WR: 83 Deion Branch (10/7/0/1) | <u>81 Bethel Johnson (11/3/0/0)</u> | 17 Dedric Ward (1/0/0/0) |
| LT: 72 Matt Light (11/11/0/0) | 68 Tom Ashworth (11/8/0/0) | |
| LG: 65 Damien Woody (9/9/0/2) | 60 Wilbert Brown (2/0/1/5)* | |
| C: <u>67 Dan Koppen (11/10/0/0)</u> | 65 Damien Woody (9/9/0/2) | |
| RG: 63 Joe Andruzzi (11/11/0/0) | 71 Russ Hochstein (10/1/0/0) | |
| RT: 68 Tom Ashworth (11/8/0/0) | 76 Brandon Gorin (5/0/3/3) | |
| TE: 82 Daniel Graham (9/5/0/2) | 88 Christian Fauria (11/9/0/0) | 84 Fred Baxter (10/0/0/1)* |
| WR: 80 Troy Brown (9/8/0/2)* | 87 David Givens (8/1/0/3)* | 85 J.J. Stokes (1/0/0/0) |
| QB: 12 Tom Brady (11/11/0/0) | 6 Rohan Davey (1/0/1/9) | 19 Damon Huard (0/0/10/1)* |
| RB: 32 Antowain Smith (9/4/0/2) | 33 Kevin Faulk (10/6/0/1) | 21 Michael Cloud (4/1/0/3) |
| FB: 35 Patrick Pass (8/1/0/0) | | |

DEFENSE

| | | |
|---|--------------------------------------|--------------------------------|
| LE: 91 Bobby Hamilton (11/11/0/0) | <u>94 Ty Warren (11/4/0/0)</u> | 98 Anthony Pleasant (7/0/0/4)* |
| NT: 92 Ted Washington (5/5/0/6) | <u>90 Dan Klecko (9/1/0/2)</u> | 94 Ty Warren (11/4/0/0) |
| | | 96 Rick Lyle (7/1/0/4)* |
| RE: 93 Richard Seymour (10/10/0/1) | 97 Jarvis Green (11/5/0/0) | |
| OLB: 55 Willie McGinest (9/6/0/2) | <u>48 Tully Banta-Cain (5/0/0/0)</u> | |
| ILB: 54 Tedy Bruschi (11/11/0/0) | 53 Larry Izzo (11/0/0/0) | 51 Don Davis (10/0/0/1) |
| ILB: 95 Roman Phifer (11/10/0/0) | 52 Ted Johnson (3/1/0/8) | |
| OLB: 50 Mike Vrabel (8/6/0/3) | 58 Matt Chatham (11/4/0/0) | |
| LCB: 24 Ty Law (10/10/0/1) | <u>22 Asante Samuel (11/1/0/0)</u> | |
| RCB: 38 Tyrone Poole (11/11/0/0) | <u>22 Asante Samuel (11/1/0/0)</u> | |
| S: <u>26 Eugene Wilson (11/10/0/0)</u> | 39 Shawn Mayer (4/0/0/0) | 23 Antwan Harris (10/1/0/1)* |
| S: 37 Rodney Harrison (11/11/0/0) | 34 Chris Akins (11/0/0/0) | 30 Je'Rod Cherry (6/0/0/5) |

SPECIAL TEAMS

| | | |
|--|-------------------------------------|----------------------------|
| K: 4 Adam Vinatieri (11/0/0/0) | 13 Ken Walter (11/0/0/0) | |
| P: 13 Ken Walter (11/0/0/0) | 4 Adam Vinatieri (11/0/0/0) | |
| H: 13 Ken Walter (11/0/0/0) | 19 Damon Huard (0/0/10/1)* | |
| PR: 38 Tyrone Poole (11/11/0/0) | 33 Kevin Faulk (10/6/0/1) | 80 Troy Brown (9/8/0/2)* |
| KR: 35 Patrick Pass (8/1/0/0) | <u>81 Bethel Johnson (11/3/0/0)</u> | 21 Michael Cloud (4/1/0/3) |
| LS: 66 Lonie Paxton (11/0/0/0) | 71 Russ Hochstein (10/1/0/0) | |

Rookies and First-Year Players are Underlined. Last week's inactive players are marked with an asterisk (*).

PATRIOTS PRONUNCIATION GUIDE

| | | |
|-----------------------------------|---------------------------------|----------------------------------|
| Tedy Bruschi Teddy★BREW-ski | Russ Hochstein HOKE-stine | Lonie Paxton..... Lonnie |
| Jamin Elliott JAY-men | Damon Huard HUE-ard | Antowain Smith AN-twon |
| Christian Fauria FOUR-ee-ay | Dan Koppen..... COPE-en | Adam Vinatieri vin-a-TERRY |



INSIDE THE NUMBERS

SEVEN YEARS AND COUNTING

99-63

The Patriots' record in preseason, regular-season and postseason games since 1996 (.611 win pct.).

72-51

The Patriots' regular-season record since 1996 (.585 win pct.).

6-3

The Patriots' postseason record since 1996 (.667 win pct.).

21-9

The Patriots' preseason record since 1996 (.700 win pct.).

NO PASSING ZONE

86

The number of pass defenses New England defenders have been credited with, a figure that leads the NFL. Philadelphia ranks second with 73 pass defenses, while Denver and Houston are tied for third with 67.

6

The number of touchdown passes the Patriots have given up through 11 games, the fewest in the NFL.

57.7

The cumulative quarterback rating of Patriots' opponents this season, the lowest in the NFL. (Tampa Bay is second at 59.7, and Dallas is third at 63.8).

52.8

The completion percentage of New England's opposing quarterbacks. The figure ranks third in the NFL behind Dallas (47.7 percent) and Denver (52.6 percent).

17

The number of interceptions the Patriots have recorded so far this season, tying them for second in the AFC with Miami. Only Kansas City (19 picks), has more interceptions than New England in the AFC.

GOING DEEP

7

The number of pass plays Tom Brady has converted for 45 yards or more this season.

4

The number of pass plays of 45 yards or more that Brady has converted in November.

2

The number of passes of more than 45 yards Brady completed in his career before this season.

THE KRAFT ERA

99

The number of consecutive Patriots preseason, regular-season and postseason home games that have been sold out since Robert Kraft bought the team in 1994.

208

The number of consecutive Patriots games that have been televised locally.

68-33

The Patriots record at home since 1994, including preseason, regular-season and postseason games.

14-3

The Patriots record at Gillette Stadium, including preseason and regular-season games (.824 win pct.).

THE BELICHICK ERA

31-11

Bill Belichick's record in his last 42 games as the head coach of the Patriots (.738 win pct.). It's the best record of any NFL head coach over that span.

37-25

Bill Belichick's overall record as head coach of the Patriots, including the playoffs.

.597

Belichick's overall winning percentage as Patriots head coach, establishing the highest winning percentage of any coach in franchise history, including postseason games.

NOT HALF BAD

17

The number of consecutive games the Patriots have won when leading at halftime.

20-1

The Patriots record in their last 21 games in which they have led at halftime.

22

The number of consecutive games the Patriots have won when leading after three quarters, leading the NFL.

THIRD DOWN DOMINANCE

5

The number of times the Patriots have held their opponents under 30 percent on third downs this season.

3

The number of times the Patriots held their opponents under 30 percent on third downs all of last season.

11-1

The Patriots record in their last 12 games when holding their opponents under 30 percent on third downs.

TURNING OVER WINS

7-0

The Patriots' record this season when they maintain a positive or even turnover differential.

2-2

The Patriots' record when they turn the ball over more than their opponents.

18-2

The Patriots' record since the beginning of the 2001 season when they maintain a positive turnover differential.

+8

The Patriots' turnover differential this season, ranking them third in the AFC.

BRADY BITS

2,651

The number of yards Tom Brady has passed for this season. He currently ranks third in the AFC behind Peyton Manning (3,105) and Trent Green (2,760).

82

The length, in yards, of Brady's touchdown pass to Troy Brown in overtime against the Miami Dolphins. It is tied for the third longest pass completion in the NFL this season.