



# NEW ENGLAND PATRIOTS

# PRESS RELEASE

Contact: Stacey James, Director of Media Relations ★ Michelle L. Murphy ★ Casey O'Connell  
Gillette Stadium ★ One Patriot Place ★ Foxborough, MA 02035 ★ 508-384-9105 ★ fax: 508-543-9053  
[staceyj@patriots.com](mailto:staceyj@patriots.com) ★ [michellel@patriots.com](mailto:michellel@patriots.com) ★ [caseyo@patriots.com](mailto:caseyo@patriots.com)

## PATRIOTS CAN CLINCH DIVISION TITLE AGAINST DOLPHINS

### MEDIA SCHEDULE

#### Wednesday, Dec. 3

10:45 – 11:15 Coach Belichick Press Availability  
in Media Workroom  
11:15 – 11:55 Open Locker Room  
*Miami Conference Calls—*  
11:30 Quarterback Jay Fiedler  
12:15 Head Coach Dave Wannstedt  
12:45 – 1:05 Access to Practice (Photographers  
and camera operators only)

#### Thursday, Dec. 4

10:45 – 11:15 Coach Belichick Press Availability  
in Media Workroom  
11:15 – 11:55 Open Locker Room  
12:45 – 1:05 Access to Practice (Photographers  
and camera operators only)

#### Friday, Dec. 5

10:30 – 11:00 Coach Belichick Press Availability  
in Media Workroom  
11:00 – 11:35 Open Locker Room  
12:00 – 12:15 Access to Practice (Photographers  
and camera operators only)

#### Saturday, Dec. 6

Team Walkthrough – No Media Availability

#### Sunday, Dec. 7

4:15 Patriots vs. Miami Dolphins

#### Monday, Dec. 8

11:45 – 12:15 Coach Belichick Press Availability  
In Media Workroom

### 2003 PATRIOTS SCHEDULE

Sun., Sept. 7	at Buffalo	L	0-31
<b>Sun., Sept. 14</b>	<b>at Philadelphia</b>	<b>W</b>	<b>31-10</b>
<b>Sun., Sept. 21</b>	<b>N.Y. Jets</b>	<b>W</b>	<b>23-16</b>
Sun., Sept. 28	at Washington	L	17-20
<b>Sun., Oct. 5</b>	<b>Tennessee</b>	<b>W</b>	<b>38-30</b>
<b>Sun., Oct. 12</b>	<b>N.Y. Giants</b>	<b>W</b>	<b>17-6</b>
<b>Sun., Oct. 19</b>	<b>at Miami</b>	<b>W 19-13</b>	<b>ot</b>
<b>Sun., Oct. 26</b>	<b>Cleveland</b>	<b>W</b>	<b>9-3</b>
<b>Mon., Nov. 3</b>	<b>at Denver</b>	<b>W</b>	<b>30-26</b>
Sun., Nov. 9	BYE WEEK		
<b>Sun., Nov. 16</b>	<b>Dallas</b>	<b>W</b>	<b>12-0</b>
<b>Sun., Nov. 23</b>	<b>at Houston</b>	<b>W 23-20</b>	<b>ot</b>
<b>Sun., Nov. 30</b>	<b>at Indianapolis</b>	<b>W</b>	<b>38-34</b>
Sun., Dec. 7	Miami	4:15	CBS
Sun., Dec. 14	Jacksonville	1:00	CBS
Sat., Dec. 20	at N.Y. Jets	8:30	ESPN
Sat., Dec. 27	Buffalo	1:30	CBS

### AFC EAST STANDINGS

Teams	W	L	T	Pct.	PF	PA
<b>NEW ENGLAND ...</b>	<b>10</b>	<b>2</b>	<b>0</b>	<b>.833</b>	<b>257</b>	<b>209</b>
Miami Dolphins.....	8	4	0	.667	241	191
Buffalo Bills .....	5	7	0	.417	197	194
New York Jets .....	5	7	0	.417	234	238

### NEW ENGLAND PATRIOTS (10-2) vs. MIAMI DOLPHINS (8-4)

Sunday, Dec. 7, 2003 ★ Gillette Stadium (68,436) ★ 4:15 p.m.

The Patriots will try to secure the seventh division title in club history this Sunday at Gillette Stadium, hosting the Miami Dolphins in a divisional showdown with no shortage of storylines. New England brings an eight-game winning streak into the game, having gone undefeated in the months of October and November while setting a franchise mark for consecutive wins in a single season. New England has the longest current winning streak in the NFL. During their streak, the Patriots have shown a flair for the dramatic, with five of their last six wins coming by six points or fewer and three of their last four wins by four points or fewer.

Standing in New England's way are its chief rivals, the 8-4 Dolphins. Miami has won three games in a row, including a convincing 40-21 win in Dallas on Thanksgiving Day. The Patriots and Dolphins have needed overtime to settle each of their last two matchups, including a 19-13 New England win in Miami on Oct. 19. The last time Miami paid a visit to Gillette Stadium, the Patriots rallied from an 11-point deficit in the last five minutes of the game to claim a 27-24 overtime win in the 2002 season finale. Considering the magnitude of the game and the recent history of wild games between the two teams, this Sunday's matchup at Gillette Stadium promises to be a hard-fought clash between two playoff-caliber clubs.

**TELEVISION:** This week's game will be televised by CBS. The game can be seen locally on WBZ-TV Channel 4 in Boston. **Kevin Harlan** will handle the play-by-play duties and **Randy Cross** will provide analysis. Immediately following the game, the Fifth Quarter postgame show can be seen on WSBK-TV Channel 38 in Boston.

**RADIO:** WBCN 104.1 FM is the flagship station for the Patriots Rock Radio Network. Play-by-play broadcaster **Gil Santos** is in his 27th season as the voice of the Patriots and calls the action along with Patriots Hall of Famer **Gino Cappelletti**. In 2003, Santos and Cappelletti celebrate their 20th season as a broadcast tandem.

**NATIONAL RADIO:** This week's game will be broadcast nationally on Westwood One. **Bob Fitzgerald** and **Jack Ham** will call the game on a nationwide network of stations.

### PLAYOFF POSSIBILITIES

The Patriots can clinch the AFC East title with a win over the Dolphins this week. New England has won six division titles in its 43-year history, winning AFC East crowns in 2001, 1997, 1996, 1986 and 1978, and claiming the AFL East title in 1963. The Patriots could also clinch a playoff berth with a tie and a Denver loss or tie, plus a loss by either Cincinnati or Baltimore.

### SETTING THE MARK

The Patriots have established the best start in franchise history with a 10-2 record through 12 games. The Patriots' previous best 12-game start was in 1964 when they began the season with a 9-2-1 mark. New England is currently on an 8-game winning streak, setting a club mark for consecutive wins in a single season. If New England wins this week against Miami, it will tie the overall club record for consecutive wins (9, from Nov. 25, 2001 to Sept. 22, 2002).

### MILESTONE SELLOUT STREAK

This week's game against the Dolphins will be the Patriots' 100th consecutive home sellout. New England has sold out every preseason, regular-season and postseason game since the first game of the 1994 regular season – the first regular-season home game under the ownership of Robert Kraft. In those 99 previous games, the Patriots recorded a 66-33 (.667) record in front of the Foxborough faithful.

### PATRIOTS FEVER

The Patriots' 38-34 victory over the Indianapolis Colts last Sunday was well-received in the Boston television market. The game earned the Patriots' highest rating of the season, a 33.1 rating (63 share). It was the best rating for the Patriots since last season's game at San Diego earned a 33.2 rating (58 share) on Sept. 29, 2002. Each of the Patriots' last five games have been the highest-rated TV programs in Boston in their respective weeks.

NOTE: One ratings point is equal to one percent of the Boston TV market's 2.1 million homes.







# THIS WEEK: PATRIOTS VS. DOLPHINS

## SERIES HISTORY

The Patriots and Dolphins will meet for the 74th time in their history. New England will make a bid to sweep the season series from Miami for just the fifth time in franchise history and for the first time since 1997. The last two meetings between the teams have gone to overtime, where the Patriots have been victorious on both occasions. New England trails in the overall series, 44-29, but has split the season series with Miami in each of the past two years. In all, the teams have managed 19



season series splits in the 35 seasons in which they have played twice. The Patriots have defeated the Dolphins in five of their last seven meetings in New England and have defeated the Dolphins in Foxborough two years in a row. The Patriots' greatest success over the Dolphins has come in the playoffs, where the Patriots own a 2-1 advantage, including wins in the 1997 Wild Card round and in the 1985 AFC Championship at the Orange Bowl.

## DOLPHINS 44, PATRIOTS 29

YR	RESULT .....	+/-	YR	RESULT .....	+/-
1966	NE 20, at Miami 14 .....	+6	1985	at NE 17, Miami 13 .....	+4
1967	at NE 41, Miami 10 .....	+31		at Miami 30, NE 27 .....	-3
	at Miami 41, NE 32 .....	-9	1986	at NE 34, Miami 7 .....	+27
1968	Miami 34, at NE 10 .....	-24		NE 34, at Miami 27 .....	+7
	at Miami 38, NE 7 .....	-31	1987	at NE 28, Miami 21 .....	+7
1969	Miami 17, at NE 16 .....	-1		NE 24, at Miami 10 .....	+14
	NE 38, Miami 23(at Tampa)+15		1988	at NE 21, Miami 10 .....	+11
1970	at NE 27, Miami 14 .....	+13		NE 6, at Miami 3 .....	+3
	at Miami 37, NE 20 .....	-17	1989	Miami 24, at NE 10 .....	-14
1971	at Miami 41, NE 3 .....	-38		at Miami 31, NE 10 .....	-21
	at NE 34, Miami 13 .....	+21	1990	Miami 27, at NE 24 .....	-3
1972	at Miami 52, NE 0 .....	-52		at Miami 17, NE 10 .....	-7
	Miami 37, at NE 21 .....	-16	1991	Miami 20, at NE 10 .....	-10
1973	at Miami 44, NE 23 .....	-21		at Miami 30, NE 20 .....	-10
	Miami 30, at NE 14 .....	-16	1992	at Miami 38, NE 17 .....	-21
1974	at NE 34, Miami 24 .....	+10		Miami 16, at NE 13 (OT) -3	
	at Miami 34, NE 27 .....	-7	1993	at Miami 17, NE 13 .....	-4
1975	Miami 22, at NE 14 .....	-8		at NE 33, Miami 27 (OT) +6	
	at Miami 20, NE 7 .....	-13	1994	at Miami 39, NE 35 .....	-4
1976	at NE 30, Miami 14 .....	+16		Miami 23, at NE 3 .....	-20
	at Miami 10, NE 3 .....	-7	1995	Miami 20, at NE 3 .....	-17
1977	at Miami 17, NE 5 .....	-12		NE 34, at Miami 17 .....	+17
	at NE 14, Miami 10 .....	+4	1996	at Miami 24, NE 10 .....	-14
1978	at NE 33, Miami 24 .....	+9		at NE 42, Miami 23 .....	+19
	at Miami 23, NE 3 .....	-20	1997	at NE 27, Miami 24 .....	+3
1979	at NE 28, Miami 13 .....	+15		NE 14, at Miami 12 .....	+2
	at Miami 39, NE 24 .....	-15	1998	at Miami 12, NE 9 .....	-3
1980	at NE 34, Miami 0 .....	+34		at NE 26, Miami 23 .....	+3
	at Miami 16, NE 13 (OT) -3		1999	Miami 31, at NE 30 .....	-1
1981	Miami 30, at NE 27 (OT) -3			at Miami 27, NE 17 .....	-10
	at Miami 24, NE 14 .....	-10	2000	at Miami 10, NE 3 .....	-7
1982	at NE 3, Miami 0 .....	+3		Miami 27, at NE 24 .....	-3
1983	at Miami 34, NE 24 .....	-10	2001	at Miami 30, NE 10 .....	-20
	at NE 17, Miami 6 .....	+11		at NE 20, Miami 13 .....	+7
1984	at Miami 28, NE 7 .....	-21	2002	at Miami 26, NE 13 .....	-13
	Miami 44, at NE 24 .....	-20		at NE 27, Miami 24 (OT) +3	
			2003	NE 19, Miami 13 (OT) ...	+6

## SERIES TRENDS

Record in New England.....	21-15 (1-0 in playoffs)
Record in Miami .....	8-29 (1-1 in playoffs)
Total Points in the Series .....	Patriots 1,469, Dolphins 1,708
Seasonal Sweeps.....	Patriots 4, Dolphins 13
Seasonal Splits .....	19 (Most recent 2002)
Bill Belichick vs. Miami .....	3-6 (3-4 with New England)
Dave Wannstedt vs. New England .....	4-5 (4-3 with Miami)

## TALE OF THE TAPE

2003 Regular Season	New England	Miami
Record	10-2	8-4
Divisional Standings	1st	2nd
Total Yards Gained	3,923	3,511
Total Offense (Rank)	326.9 (16)	292.6 (26)
Rush Offense	98.4 (24)	113.8 (16)
Pass Offense	228.5 (8)	178.8 (26)
Points Per Game	21.4	20.1
Total Yards Allowed	3,601	3,696
Total Defense	300.1 (8)	308.0 (13)
Rush Defense	91.9 (5)	88.9 (4)
Pass Defense	208.2 (15)	219.1 (26)
Points Allowed/Game	17.4	15.9
Possession Avg.	30:37	29:32
Sacks Allowed/Yards Lost	25/176	21/131
Sacks Made/Yards	27/157	30/159
Interceptions By	18	20
Penalties Against/Yards	96/864	75/676
Punts/Avg.	64/37.3	63/40.1
Takeaway/Giveaway Ratio	+7	+4

## THE LAST TIME

### Patriots 19, Dolphins 13 (OT) – October 19, 2003

The Patriots came up with one of the most dramatic endings in the NFL this season, defeating the Dolphins 19-13 in overtime at Pro Player Stadium. Tom Brady found a streaking Troy Brown for an 82-yard touchdown with 5:45 left in the extra frame to give the Patriots their first win in Miami since 1997. The victory broke a five-game skid against the Dolphins in Miami and moved the Patriots into first place in the AFC East.

The first three quarters were a back-and-forth affair, with New England taking an early 3-0 lead and Miami bringing a 10-6 advantage into halftime. A third-quarter field goal gave Miami a 13-6 cushion, but as the fourth quarter loomed, the Patriots tied it up. David Givens hauled in a 24-yard touchdown pass from Brady to make the score 13-13 going into the fourth.

Each team exchanged two punts to start the quarter before Miami put together a 73-yard drive to give kicker Olindo Mare a shot at a 35-yard field goal to put the Dolphins in front with two minutes to go. But Richard Seymour came up with a big play, blocking the field goal to send the game into overtime.

In the extra session, the Dolphins won the toss and drove down the field to give Mare another shot at a 35-yarder to win the game. But the Miami kicker pushed the ball wide right and the Patriots took advantage of their new opportunity. After a Patriots punt gave the Dolphins the ball back, Miami was again driving just past midfield when Tyrone Poole intercepted a Jay Fiedler pass to give the Patriots the ball again. On the very next play, Brady threw the bomb to Brown, who beat Miami safeties Sammy Knight and Brock Marion to scamper into the end zone and send the Patriots home victorious.

## HOME COOKING

The Patriots are 10-3 (.769) at Gillette Stadium since their new home opened in 2002, including a 5-0 record this season. New England is 5-0 at home for the first time in team history. The Patriots have won eight of their last nine home games and are 16-5 (.762) at home since 2001. Foxborough has proven to be a very hospitable place for the Patriots since Robert Kraft purchased the team in 1994. Since that time, the Patriots hold a 68-33 (.673) record at home, including preseason, regular-season and postseason games.

## MEDIA WEBSITE

All of the Patriots' up-to-date media materials are available 24 hours a day, 7 days a week on the Patriots' new media website. Visit [media.patriots.com](http://media.patriots.com) to sign up today.



# THIS WEEK: PATRIOTS VS. DOLPHINS

## CONNECTIONS

- While serving as head coach of the Cleveland Browns, Patriots head coach Bill Belichick hired Jim Bates as the defensive line coach. Bates is now the defensive coordinator for the Miami Dolphins.
- Patriots quarterback Damon Huard played for the Miami Dolphins for four seasons, appearing in 34 games with six starts and recording 170 completions for 1,691 yards. He was 5-1 as a starter for Miami.
- Patriots linebacker Larry Izzo was originally signed by the Miami Dolphins as a rookie free agent. In his five seasons with the team he appeared in 61 games and recorded 95 special teams tackles, five defensive tackles (all solos) and one blocked punt.
- Patriots kicker Adam Vinatieri converted all four of his field goal attempts against Miami, including game-tying and game-winning kicks to spark the Patriots to a 27-24 overtime win against the Dolphins in the season finale. (12/29/02)
- Patriots cornerback Asante Samuel is originally from Ft. Lauderdale, Fla., and attended Central Florida. He played quarterback, defensive back, kicker and punter on Boyd Anderson (Lauderdale Lake, Fla.) High School's football team.
- Miami defensive line coach Clarence Brooks was an offensive guard at the University of Massachusetts from 1970-72, and was the team captain his final season. Brooks also was the defensive ends coach at UMass from 1976-80.
- Miami running backs coach Joel Collier was the Patriots assistant running backs and receivers coach for two seasons (1991-92) and worked in the Patriots personnel department for one season (1993).
- Miami cornerback Terrell Buckley played for the Patriots for the 2001 and 2002 seasons, appearing in 31 games with two starts and recording 47 tackles (45 solos) and seven interceptions.
- Miami tackle Greg Jerman was born on Jan. 24, 1979 in Hyannis, Mass.
- Miami wide receiver Derrius Thompson's cousin, Reyna Thompson, was a cornerback for the Patriots in 1993.
- Miami fullback Rob Konrad attended St. John's Prep School in Danvers.
- Miami quarterback Jay Fiedler matriculated to Dartmouth College in Hanover, New Hampshire.
- Patriots fullback Patrick Pass was drafted in 1996 by the current MLB world champion Florida Marlins and that year played for the organization's rookie league team in Melbourne, Florida.
- Miami defensive coordinator Jim Bates was Patriots safety Chris Akins' defensive coordinator in Dallas in 1999. Miami wide receiver James McKnight also played with Akins and the Cowboys that year.
- Miami assistant special teams/offensive assistant coach Bernie Parmalee played for New England head coach Bill Belichick, then an assistant head coach, with the New York Jets from 1999-2000. Parmalee's teammates included New England tight end Fred Baxter, defensive lineman Rick Lyle, defensive ends Bobby Hamilton and Anthony Pleasant, and linebacker Roman Phifer.
- Patriots linebacker Willie McGinest was a teammate of Dolphins safety Sammy Knight at USC in 1993.
- From 1990-96 the coaching staff of the Dallas Cowboys included Patriots strength and conditioning coach Mike Woicik and Dolphins head coach Dave Wannstedt, defensive coordinator Jim Bates and wide receivers coach Robert Ford. Dolphins safety Brock Marion played under the staff from 1993-96.
- Patriots running back Patrick Pass and defensive lineman Richard Seymour were teammates with Dolphins tight end Randy McMichael at the University of Georgia.
- Patriots assistant head coach/offensive line Dante Scarnecchia and Dolphins tight ends coach Pat Jones coached together at Southern Methodist University.
- Patriots safety Rodney Harrison and Dolphins linebacker Junior Seau both became Pro Bowlers while playing together on the San Diego Chargers.
- Patriots linebacker Tedy Bruschi attended and played his college ball at the University of Arizona while Dolphins defensive line coach Clarence Brooks was an assistant there.
- Dolphins Defensive Line Coach Clarence Brooks played offensive guard at the University of Massachusetts before becoming defensive ends coach there.
- Dolphins National Scout Chris Grier interned with the Patriots in 1994 and then joined the staff full-time until 1999. He matriculated at the University of Massachusetts-Amherst. Grier's father, Bobby Grier, is the former Vice President-Player Personnel for the Patriots.
- Dolphins College Scout John Crea was an assistant coach at Holy Cross (Worcester, Mass.) in the early 1980s.
- Dolphins College Scout Roger Pollard was linebackers coach and Junior Varsity defensive coordinator at Brown University (Providence, RI) from 1991-93. Pollard held the Head Coach position at Dean Junior College (Franklin, Mass.) from 1996-98.

## PASSING PERFORMANCES

Tom Brady and Jay Fiedler will match up at quarterback for the sixth time. Brady and the Patriots have taken both of the meetings in Foxborough, while Fiedler and the Dolphins have taken two of the three battles between the quarterbacks in Miami. Brady and the Patriots have won three of the last four matchups between the signal callers, including the last two clashes.

### Tom Brady vs. Miami Dolphins (3-2)

Date	A	C	Yd	%	TD	I	Rating	W/L	Score
10/07/01	24	12	86	.500	0	0	58.7	L	10-30
12/22/01	19	11	108	.579	1	0	91.6	W	20-13
10/06/02	31	17	240	.548	2	2	74.7	L	13-26
12/29/02	44	25	221	.568	1	1	68.5	W	27-24
10/19/03	34	24	283	.706	2	0	115.2	W	19-13
<b>Totals</b>	<b>152</b>	<b>89</b>	<b>938</b>	<b>.586</b>	<b>6</b>	<b>3</b>	<b>81.5</b>	<b>3-2</b>	

### Jay Fiedler vs. New England (4-3)

Date	A	C	Yd	%	TD	I	Rating	W/L	Score
09/24/00	24	12	153	.500	1	2	49.5	W	10-3
12/24/00	45	30	264	.667	1	0	89.5	W	27-24
10/07/01	21	11	87	.524	1	1	59.0	W	30-10
12/22/01	37	21	320	.568	1	0	94.4	L	13-20
10/06/02	27	17	190	.630	2	0	108.5	W	26-13
12/29/02	25	11	110	.440	1	0	70.4	L	24-27
10/19/03	35	20	230	.571	1	2	62.8	L	13-19
<b>Totals</b>	<b>214</b>	<b>122</b>	<b>1354</b>	<b>.570</b>	<b>8</b>	<b>5</b>	<b>78.7</b>	<b>4-3</b>	

## THE HEAD COACHES

### BILL BELICHICK

Overall Record: 75-70 (.517)  
Regular Season: 71-69 (.507)  
Postseason: 4-1 (.800)  
With New England overall: 38-25 (.603)  
Overall since Oct. 26, 2001: 32-11 (.744)



Bill Belichick is celebrating his 29th consecutive season as an NFL coach, and has been one of the most successful coaches in the league over the past three decades. He has been a part of three Super Bowl championship teams, including the memorable victory in Super Bowl XXXVI that brought the Patriots their first title in franchise history. Belichick has ensured that the spark of the Super Bowl season ignited a run of success that will last well into the future. Since Oct. 14, 2001, the Patriots have blossomed, rattling off 32 wins in their last 43 games and making Belichick the winningest NFL Head Coach since Week Four of the 2001 season.

### DAVE WANNSTEDT

Overall Record: 81-80 (.503)  
Regular Season: 79-77 (.506)  
Postseason: 2-3 (.400)  
With Miami overall: 40-23 (.635)  
Overall since Oct. 26, 2001: 25-16 (.610)



Dave Wannstedt became the fourth head coach in Dolphins history on Jan. 16, 2000. In his 29th season as a coach in the NFL or at a major college, Wannstedt has been on 19 winning teams, 10 bowl teams, six NFL playoff teams and one Super Bowl champion team. Now in his fourth season as the Dolphins' head coach, Wannstedt has led his team to at least nine wins in each of his previous three seasons, including two 11-win seasons. Wannstedt served as the Dolphins' assistant head coach in 1999 following six seasons as the head coach of the Chicago Bears from 1993-98. He got his start in the NFL as a defensive coordinator in Jimmy Johnson's staff for the Dallas Cowboys, enjoying a four-year run that culminated in Dallas' victory in Super Bowl XXVII. Prior to joining the Cowboys in 1989, Wannstedt had spent time as a college assistant at the University of Miami, USC, Oklahoma St. and Pittsburgh.





# LAST GAME: PATRIOTS 38, COLTS 34

## PATRIOTS 38, COLTS 34

November 30, 2003 ★ RCA Dome (Att: 57,102)

	1	2	3	4	Final
<b>New England Patriots</b>	10	14	7	7	— 38
<b>Indianapolis Colts</b>	0	10	14	10	— 34

## TOMMY GUN

Tom Brady completed his first 12 passes of the game, setting a new career-best for accuracy to start a game. Brady's previous best came last season when he connected on his first 10 passes at Buffalo (11/03/02) in a 38-7 New England win. Brady finished his day against the Colts with a .743 completion percentage (26-35), which ranks as his highest completion percentage this season and the third-best completion percentage of his career. Success in the RCA Dome is nothing new for Brady. In his only other visit to Indianapolis, Brady had the most efficient outing of his career, completing 80 percent of his passes (16-20) for 202 yards, 3 touchdowns and a career-high 148.3 passer rating.

## BETHEL'S BLAZING SPEED

Bethel Johnson returned a kickoff 92 yards for a touchdown as time expired in the first half to extend New England's lead to 24-10 at halftime. Johnson showed his blazing speed as he outran numerous Colts defenders to reach the end zone. It was Johnson's first career kickoff return for a touchdown and the first for the Patriots since Kevin Faulk brought one back against the New York Jets on Dec. 22, 2002. Johnson came up with another huge momentum-stopping return in the fourth quarter right after Indianapolis had tied the game at 31. On that play, he returned the kickoff 67 yards to the Colts' 31-yard line and set up the game-winning touchdown pass from Tom Brady to Deion Branch. Including those two big returns, Johnson has five kickoff returns of 50 yards or more this season.

## BRIGHT DAY FOR CLOUD

Michael Cloud scored two rushing touchdowns to give him a career-high and team-leading five scores this season. First, he gave the Patriots a 10-0 lead with a 4-yard touchdown run with 2:32 left in the first quarter. Cloud got his second touchdown of the game on a 1-yard run with 7:36 left in the third quarter to put the Patriots ahead 31-10. Entering the season, Cloud had four career rushing scores and has exceeded his previous career total with five rushing touchdowns in 2003. The Colts game was Cloud's second two-touchdown game of the season. He also reached payday twice in a 38-30 win over the Tennessee Titans on Oct. 5, 2003.

## TOUGH "D" IN RED ZONE

In the last 3:45 of the game, Indianapolis ran 10 plays inside New England's 20-yard line and came up with just three points as the Patriots hung on to win, 38-34. Of those 10 plays, seven produced a gain of one yard or less and nine of the 10 plays began inside the Patriots' 11-yard line. Edgerrin James had three chances score a touchdown to win the game from inside New England's 2-yard line in the final minute, but was stopped short all three times. On the Colts' previous possession, the Patriots had forced Peyton Manning to throw three straight incomplete passes after Indianapolis had taken over on a fumble at the Patriots' 11-yard line, trailing 38-31 with 3:45 left in the game.

## COIN TOSS STREAK BROKEN

The Patriots won the opening coin toss, ending a string of 11 straight losses in coin tosses. Before the win, the last time the Patriots won a coin toss was the opening toss in Week Two at Philadelphia (09/14/03). The losing streak included nine opening tosses and two overtime tosses.

## GOAL LINE STAND

The Patriots defense hung on to stop a furious charge by the Colts with a goal line stand in the last minute of the game. Indianapolis trailed by four points, 38-34, but had a first-and-goal from the 2-yard line with 40 seconds left in the game. New England's defense stopped four Colts' bids to reach the end zone and win the game to give the victory to the Patriots. On first down, Tedy Bruschi and Mike Vrabel teamed to stop Edgerrin James for a 1-yard gain. On second-and-goal from the 1-yard line, Bruschi and Rodney Harrison combined to stop James up the middle for no gain. On third down, Indianapolis tried a pass play, but Tyrone Poole's coverage on Indy's Aaron Morehead helped force an incompleteness. Then, with the game on the line, Willie McGinest broke through to stop James a yard into the backfield to give New England the ball back and secure the 38-34 win.

## ABLE VRABEL

Mike Vrabel sacked Peyton Manning in the first quarter and forced him to fumble the football. Dan Klecko then recovered the ball at the Colts' 36-yard line to give the Patriots great field position. Vrabel's strip-sack produced his second forced fumble of the season and set the Patriots offense up for an efficient drive that ended in a 4-yard touchdown run by Michael Cloud and a 10-0 Patriots advantage.

## POOLE PICKS 'EM OFF

Tyrone Poole recorded his fourth interception of the season off of Peyton Manning in the third quarter. Poole is tied with Ty Law for the team lead. The Patriots have now recorded at least one interception in each of the last eight games and have recorded a pick in 11 of 12 games this season. Unfortunately, New England turned the ball back over after Poole's pick, marking the first time the Patriots have turned the ball over after one of their 27 takeaways this season.

## AT HOME IN THE DOME

Adam Vinatieri hit a first-quarter field goal and five extra points to maintain his perfect streak at the RCA Dome. In his career, Vinatieri is 11-11 on field goals and 22-22 on PAT tries in Indianapolis.

## PUTTING UP POINTS

Including last week's game, the Patriots have scored 38 or more points against Indianapolis in each of the last three times the teams have played. New England has also scored 20 or more points against the Colts in 12 of its last 13 meetings with Indy. The Patriots improved to 13-6 all-time at the RCA Dome.

## QUICK HITS

- New England rolled out the same 11 offensive starters for the second consecutive game, marking the first time this season that has occurred. New England has now started 11 different offensive lineups in their 12 games.
- The Patriots used a defensive starting lineup today that they had not previously rolled out this season. The Patriots have not used the same 22 offensive and defensive starters in any of their 12 games this year.
- New England improved to 23-1 under Head Coach Bill Belichick when scoring 24 points or more (including playoffs).
- The Patriots offense scored on their opening drive for the fourth time this season. All four of the scores have come on field goals.
- Tedy Bruschi reached in to bat away a Peyton Manning pass intended for Marcus Pollard at the Colts' 1-yard line on second-and-goal just before halftime.



# TEAM NEWS AND NOTES

## FANTASTIC FINISHES

One of the oldest mantras in sports is that it doesn't matter where you start a season, but it does matter where you finish it. The Patriots have done a remarkable job of finishing strong over the past two-plus seasons, as they have compiled a 21-4 (.840) record after November 1 since the 2001 season. In 2001, the Patriots hit their groove as the calendar turned to the 11th month, winning 11 of their last 12 games en route to the Super Bowl XXXVI title.

Season	Pre-11/1	Post-11/1	Totals
2001.....	3-4.....	11-1.....	14-5*
2002.....	3-4.....	6-3.....	9-7
2003.....	6-2.....	4-0.....	10-2
<b>Totals .....</b>	<b>12-10 .....</b>	<b>21-4 .....</b>	<b>33-14</b>

\*-Includes Playoffs

## ROLLING START

Through 12 games, the Patriots have used almost enough different starters to field two full teams of offense and defense. New England has used 42 different starters through its first 12 games and has still charged into first place in the AFC East with a 10-2 record. Players who have started for the Patriots have missed a total of 80 games because of injuries, and five opening day starters are on injured reserve. New England has used a different combination of 22 starters in each game and has only been able to start the same offensive lineup in consecutive games on one occasion (Weeks 12-13). On defense, the Patriots have used eight different combinations in their 12 games. Despite the changing lineups, the Patriots and their coaching staff have seamlessly made transitions with multiple starters out of the lineup, winning eight games in a row and 10 of their last 11 games.

## BREAKDOWN OF PATRIOTS STARTERS

GS=Game Started; GM=Game Missed due to injury

DEFENSE	GS	GM	OFFENSE	GS	GM
<b>20 Starters</b>	<b>132</b>	<b>31</b>	<b>22 Starters</b>	<b>132</b>	<b>49</b>
<b>DEFENSIVE LINE (7)</b>			<b>OFFENSIVE LINE (8)</b>		
B. Hamilton	12	-	J. Andruzzi	12	-
R. Seymour	11	1	M. Light	12	-
J. Green	5	-	D. Koppen	11	-
T. Washington	6	6	D. Woody	10	2
T. Warren	4	-	T. Ashworth	9	-
R. Lyle	1	-	A. Klemm-IR	3	8
D. Klecko	1	-	M. Compton-IR	2	10
<b>LINEBACKER (7)</b>			R. Hochstein	1	-
T. Bruschi	12	-	<b>WIDE RECEIVER (5)</b>		
R. Phifer	11	-	T. Brown	8	3
M. Vrabel	6	3	D. Branch	8	1
W. McGinest	7	2	D. Patten-IR	5	6
M. Chatham	4	-	B. Johnson	4	-
R. Colvin-IR	2	10	D. Givens	1	3
T. Johnson	2	8	<b>QUARTERBACK (1)</b>		
<b>CORNERBACK (3)</b>			T. Brady	12	-
T. Poole	12	-	<b>RUNNING BACK (3)</b>		
T. Law	11	1	K. Faulk	7	1
A. Samuel	1	-	A. Smith	4	2
<b>SAFETY (3)</b>			M. Cloud	1	-
R. Harrison	12	-	<b>FULLBACK (3)</b>		
E. Wilson	11	-	F. McCrary-IR	3	5
A. Harris	1	-	L. Centers	2	6*
			P. Pass	1	-
			<b>TIGHT END (2)</b>		
			C. Fauria	10	-
			D. Graham	6	2

\*-Released with an injury settlement after six games

## 2003 PATRIOTS AWARD WINNERS

<b>LB Tedy Bruschi</b>	AFC Defensive Player of the Week (Wk. 2)
<b>CB Asante Samuel</b>	Pepsi NFL Rookie of the Week (Wk. 3)
	Players Inc. Rookie of the Week (Wk. 3)
<b>DL Richard Seymour</b>	AFC Sp. Teams Player of the Week (Wk. 7)
<b>TE Daniel Graham</b>	AFC Offensive Player of the Week (Wk. 8)
<b>QB Tom Brady</b>	AFC Offensive Player of the Week (Wk. 9)
	FedEx Air Player of the Week (Wk. 9)
	MNF Snickers Hungriest Player (Wk. 9)
<b>Coach Bill Belichick</b>	Staples NFL Coach of the Week (Wk.11)

## WORKING OVERTIME

The Patriots have won their last eight overtime games (including the playoffs). The Patriots' eight-game overtime winning streak is the longest in NFL history. The Patriots have won two overtime games this season, defeating the Dolphins 19-13 in Miami and defeating the Texans 23-20 in Houston. New England has not lost in overtime since Buffalo won 16-13 at Foxboro Stadium on Nov. 5, 2000. Since that time, the Patriots have won eight straight, including five games in which they scored on their first possession of overtime.

DATE	OPP	PLAY	DRIVE INFO	FINAL SCORE
11/23/03	at HOU	28-yd FG	9 plays, 76 yards; 3:39	23-20
10/19/03	at MIA	82-yd TD	1-82; 0:12	19-13
12/29/02	vs. MIA+	35-yd FG	7-43; 2:03	27-24
09/22/02	vs. KC+	35-yd FG	9-53; 4:40	41-38
01/19/02	vs. OAK+*	23-yd FG	15-61; 8:29	16-13
12/16/01	at BUF+	23-yd FG	8-75; 3:18	12-9
10/14/01	vs. SD+	44-yd FG	6-51; 2:59	29-26
12/17/00	at BUF	24-yd FG	14-83; 5:56	13-10
11/05/00	vs. BUF	32-yd FG	6-52-2:50	L, 13-16

\*playoffs

+NE scored on its first possession in overtime

## O.T. IS THE PLACE TO BE

The Patriots have won eight straight overtime games and own the longest overtime winning streak in NFL history, including playoff games. The streak includes New England's 16-13 "Snow Bowl" win over Oakland in the 2001 Divisional Playoffs (01/19/02).

## MOST CONSECUTIVE OVERTIME VICTORIES

Wins	Team	Dates
8*	.....New England .....	2000-present
7	.....Denver .....	1978-1985
6	.....Washington .....	1976-1987
6	.....Pittsburgh .....	1994-1997
5	.....Many Times	

\*-Includes one playoff game

## HOLDING THE LEAD

The Patriots lead the NFL with 23 consecutive victories when holding a lead entering the fourth quarter. The last time New England lost a game in which it held a fourth-quarter lead was on Dec. 24, 2000, when it led Miami 24-17 entering the fourth quarter and ended up losing, 27-24. Since then, the Patriots have won six games in which they trailed or were tied entering the fourth quarter. New England was 10-0 when leading after three quarters in 2001, won all six games in 2002 and has won seven in a row in 2003.

## CONSECUTIVE WINS / LEADING AFTER THREE QUARTERS

New England Patriots .....	23
Tennessee Titans .....	18
Kansas City Chiefs .....	13

## SAVING THE BEST FOR LAST

The Patriots have four games left in the 2003 season, and since Bill Belichick took over as head coach in 2000, the Patriots have saved their best football for the end of the season. Since 2000, New England is a combined 8-4 (.667) in its last four games of the campaign. Last year, the Patriots were 2-2 in their last four games, following a 2001 season where they closed out with a 4-0 record.

## THE ROAD AHEAD

The combined record of the Patriots' remaining opponents is 21-27 (.438), giving the Patriots the easiest remaining schedule in the AFC East. Buffalo's remaining opponents are 32-16 (.667), while Miami's are 29-19 (.604). The New York Jets' opponents are 27-21 (.563). New England has dates on tap with Miami (8-4), Jacksonville (3-9), New York Jets (5-7) and Buffalo (5-7).



# TEAM NEWS AND NOTES

## BELICHICK'S PATRIOTS RENAISSANCE

Patriots Head Coach Bill Belichick was facing one of the biggest challenges of his coaching career on Oct. 14, 2001. Going into a game against the San Diego Chargers at Foxboro Stadium, the coach was faced with a 1-3 record, a young quarterback and a team that few people expected would eventually hoist the Lombardi Trophy less than four months later. The Patriots rebounded from a 10-point deficit and won that day, topping San Diego 29-26 in overtime and igniting a run that took New England to the top of the NFL world in winning Super Bowl XXXVI. The victory also started a run that has seen Belichick compile the best record of any NFL head coach since Week Four of the 2001 season, leading his team to wins in 32 of its last 43 games. The remarkable run includes postseason play, where Belichick and the Patriots own a perfect 3-0 record.

## NFL COACHES RECORDS SINCE WEEK FOUR, 2001

Coach	Team	W	L	T	Pct.
<b>Bill Belichick</b>	<b>NE</b>	<b>32</b>	<b>11</b>	<b>0</b>	<b>.744</b>
Andy Reid	PHI	33	12	0	.733
Bill Parcells	DAL	8	4	0	.667
Jeff Fisher	TEN	28	15	0	.651
Mike Sherman	GB	28	15	0	.651
Mike Martz	STL	28	15	0	.651
Jon Gruden	TB/OAK	27	17	0	.614
Bill Cowher	PIT	27	17	1	.611
Dave Wannstedt	MIA	25	16	0	.610
Tony Dungy	TB/IND	26	17	0	.605
Dick Vermeil	KC	24	16	0	.600
Marvin Lewis	CIN	7	5	0	.583
Steve Mariucci	SF/DET	24	19	0	.558
Mike Holmgren	SEA	22	18	0	.550
John Fox	CAR	15	13	0	.536
Herman Edwards	NYJ	23	20	0	.535
Mike Shanahan	DEN	21	19	0	.525
Brian Billick	BAL	22	20	0	.524
Bill Callahan	OAK	16	15	0	.516
Jim Haslett	NO	20	21	0	.488
Dick Jauron	CHI	20	22	0	.476
Marty Schottenheimer	WAS/SD	18	22	0	.450
Mike Tice	MIN	13	16	0	.448

## RIISING TO THE OCCASION

The Patriots have been forced to face some of the NFL's elite defenses this season and have responded with victories. New England has played four games against teams with defenses ranked in the top six in the league heading into the game, including matchups with the top two defenses in consecutive games (Denver and Dallas). Below are the results of New England's games against tough defenses.

Date	Opponent	Tot.	Def. Rank*	Run	Pass	W/L	Score
10/05/03	Tennessee	5	3	19		W	38-30
10/26/03	Cleveland	6	27	1		W	9-3
11/03/03	at Denver	2	10	5		W	30-26
11/16/03	Dallas	1	3	1		W	12-0

\*-Opposing defense's rank entering the game

## TURNING OVER WINS

The Patriots are 7-0 this season when they record a positive or even turnover ratio, and are 3-2 when they have a negative turnover ratio. Since the beginning of the 2001 season, the Patriots are 17-2 when they record a positive turnover differential. New England notched a +5 turnover differential in its Week Six win over the New York Giants. It was their greatest turnover advantage since they also came out ahead by five turnovers in a 27-17 win over Buffalo (12/08/02). New England ranks third in the AFC with a +7 turnover differential this season.

## RIISING TO THE OCCASION

The Patriots are 6-0 this season against teams that currently have winning records, showing their ability to beat the NFL's top teams. New England has beaten 9-3 teams (Indianapolis, Tennessee and Philadelphia). The Patriots also have beaten two 8-4 teams (Miami and Dallas) and Denver (7-5). New England is the only team in the NFL with eight or more wins to have played as many as six games against teams with records above .500.

## RECORDS AGAINST OPPOSITION ABOVE .500

Team	Overall Record	Record vs Winning teams
Kansas City	11-1	2-1
<b>New England</b>	<b>10-2</b>	<b>6-0</b>
Tennessee*	9-3	2-2
Indianapolis*	9-3	2-2
Philadelphia*	9-3	1-2
St. Louis	9-3	2-1
Carolina	8-4	1-3
Dallas*	8-4	2-2
Miami*	8-4	2-3
Seattle	8-4	1-2
Minnesota	7-5	1-1
Denver*	7-5	1-4
Cincinnati	7-5	2-1
Baltimore	7-5	2-4

\*-Teams New England has defeated

## BEAST OF THE EAST

The Patriots are 11-3 in their last 14 games against the AFC East. New England has the best record among AFC East teams in division games since the beginning of the 2001 season (12-5). The New York Jets are second with a 10-7 record. Miami has gone 9-8 in the division since 2001 and Buffalo has a 4-13 record (see below).

Team	Division W-L Since 2001	Team	Division W-L Since 2001
New England	12-5	Miami	9-8
New York Jets	10-7	Buffalo	4-13

## STINGY ON THIRD DOWN

The Patriots rank fifth in the NFL in allowing their opponents just 54 conversions in 170 third-down opportunities (31.8 percent). In 2002, the Patriots allowed their opponents to convert on third down 43 percent of the time. So far this season, the Patriots have held their opponents to less than a 30 percent third-down conversion rate on five separate occasions and have won four of the five games, including a 30-26 win over Denver on Monday Night Football in Week Nine. Over a three-game span from Weeks Two through Four, the Patriots allowed their opponents just seven conversions in 38 tries (18.4 percent).

## HOLDING OPPONENT TO UNDER 30% ON THIRD DOWN

Date	Opponent	Made/Att	Pct.	W/L
09/14/03	at Philadelphia	3/14	21	W
09/21/03	N.Y. Jets	1/13	8	W
09/28/03	at Washington	3/11	27	L
10/26/03	Cleveland	3/14	21	W
11/03/03	at Denver	4/14	29	W

## THIRD QUARTER QUALITY

The third quarter has been the Patriots' most productive segment of the game so far this season. New England has netted 72 third-quarter points, showing their offensive prowess coming out of the locker room after halftime. In contrast, the Patriots have allowed their opponents just 51 third-quarter points this season.



# DEFENSE NEWS AND NOTES

## SOLID SECONDARY

The Patriots overhauled their secondary in 2003 and the move has paid clear dividends across the board. Of New England's top five defensive backs, four were not with the team in 2002. Ty Law is once again leading the secondary with another solid season, and has been joined by free agents Rodney Harrison and Tyrone Poole, along with rookies Eugene Wilson and Asante Samuel to shut down opposing passing attacks in impressive fashion.

### PASS DEFENSE THROUGH 12 GAMES

Category	2003	2002	+/-
Opponents Passer Rating .....	61.7	78.9	-17.2
Opponents Completion Pct. ....	53.6	59.7	-6.1
Interceptions Made.....	18	13	+5
Touchdowns Surrendered .....	10	17	-7
Opponents' Points Per Game .....	17.4	20.9	-3.5
Overall Record .....	10-2	7-5	+3

### INDIVIDUAL BREAKDOWN THROUGH 12 GAMES

2003	Int	Yds	PD	2002	Int	Yds	PD
SS: R. Harrison	2	0	9	SS: L. Milloy	0	0	6
FS: E. Wilson	3	8	8	FS: T. Jones	0	0	3
CB: T. Law	4	112	16	CB: T. Law	3	29	9
CB: T. Poole	4	20	18	CB: O. Smith	2	21	6
DB: A. Samuel	2	55	7	DB: V. Green	1	90	3
<b>Totals</b>	<b>15</b>	<b>195</b>	<b>58</b>	<b>Totals</b>	<b>6</b>	<b>140</b>	<b>27</b>

**2003 IMPROVEMENT: 9 INT, 31 PD**

## NO PASSING ZONE

The Patriots have held opposing quarterbacks to a cumulative passer rating of 61.7, allowing them just 10 touchdowns and intercepting 18 passes. New England leads the NFL in defensive passer rating and is tied for second in fewest passing touchdowns allowed. The Patriots have held three opposing quarterbacks to their lowest passer rating of the season, including the NFL's leading passer, Steve McNair, who managed just a 68.8 rating in New England's 38-30 win over Tennessee on Oct. 5. In addition, the Patriots have held six different opposing signal callers to their worst touchdown/interception ratio of the season. The table below compares how opposing quarterbacks fared against New England to how they fared in all of their other games combined.

### NFL QUARTERBACKS VS. NEW ENGLAND

Quarterback, Team	Passer rating		TD/INT vs.	
	vs. NE	Others	NE	Others
Donovan McNabb, PHI	33.4*	80.5	0/2^	9/6
Quincy Carter, DAL	38.0*	75.4	0/3^	13/13
Kerry Collins, NYG	45.4	75.8	0/4^	13/11
Kelly Holcomb, CLE	54.6	78.7	0/1	9/9
Danny Kanell, DEN	57.2	48.6	1/1	1/3
Tony Banks, HOU	60.9	91.9	2/1	3/2
Jay Fiedler, MIA	62.8	85.5	1/2^	8/5
Patrick Ramsey, WAS	67.8	76.4	0/0	14/9
Steve McNair, TEN	68.8*	109.0	0/1^	20/5
Vinny Testaverde, NYJ	74.2	95.1	1/1^	6/1
Drew Bledsoe, BUF	83.9	75.7	1/1	7/8
Peyton Manning, IND	95.7	98.8	4/1	19/8
<b>Totals</b>	<b>61.7</b>	<b>84.3</b>	<b>10/18</b>	<b>120/76</b>

\*-Lowest passer rating of season

^-Worst TD/INT differential of the season

## HOME FIELD DEFENSE

The Patriots defense has proven to be practically impenetrable in their last three home games. The Patriots have given up a total of just nine points in their last three games at Gillette Stadium, averaging just three points per game since the first week in October. New England has not allowed a touchdown at home for three straight games. New England also went three straight home games without giving up a touchdown in 1993.

### HOME "D" IN '03

10/12/03 NE 17, Giants 6  
10/26/03 NE 9, Browns 3  
11/16/03 NE 12, Cowboys 0

**Total Defense: 9 points**

### HOME "D" IN '93

11/28/93 Jets 6, NE 0  
12/12/93 NE 7, Bengals 2  
12/26/93 NE 38, Colts 0

**Total Defense: 8 points**

## TEDY BRUSCHI: FULL TILT, FULL TIME

TEDY BRUSCHI has returned each of his last three interceptions for touchdowns, becoming the first player in team history to return three consecutive interceptions for touchdowns. Bruschi's three touchdowns came in a span of five games in which he played. Bruschi ranks second on the Patriots all-time list with three career picks brought back for touchdowns.




Teammate Ty Law holds the club record with six interceptions returned to the end zone. Bruschi's last three interception returns are listed below.

### TEDY BRUSCHI'S CAREER INT RETURNED FOR TD

Date	Opponent	Length	Quarterback	Result
09/14/03	Philadelphia	18 yds	Donovan McNabb	W, 31-10
11/28/02	Detroit	27 yds	Joey Harrington	W, 20-12
11/17/02	Oakland	48 yds	Rich Gannon	L, 20-27

## LAW AND ORDER

TY LAW ranks second in Patriots history with 33 career interceptions. Raymond Clayborn leads all Patriot defenders with 36 interceptions (see below). Law passed the trio of Ron Hall, Roland James and Fred Marion with his 30th career interception against Tennessee on Oct. 5. Law became just the second Patriot to record 30 career interceptions.



### PATRIOTS ALL-TIME INTERCEPTIONS LIST

Rk	Player	Int.	Yards	Avg	Lg	TD
1	Raymond Clayborn.....	36	555	15.4	85	1
2	<b>Ty Law .....</b>	<b>33</b>	<b>550</b>	<b>16.6</b>	<b>65t</b>	<b>6</b>
3	Ron Hall .....	29	476	16.4	87	1
	Roland James .....	29	383	13.2	46	0
	Fred Marion .....	29	457	15.8	83	1

## TOUCHDOWN TY

TY LAW is the Patriots' all-time leader in interceptions returned for a touchdown. He returned his sixth career pick for a score against Tennessee on Oct. 5. Including his 47-yard return for a touchdown in Super Bowl XXXVI, Law has seven touchdown returns. Below is a list of Law's interceptions returned for touchdowns. The Patriots are 6-1 in games when Law has scored a touchdown.

### TY LAW'S CAREER INTERCEPTIONS RETURNED FOR TD

Date	Opponent	Length	Quarterback	Result
10/06/03	Tennessee	65 yds	Steve McNair	W, 38-30
02/03/01	St. Louis*	47 yds	Kurt Warner	W, 20-17
01/06/01	Carolina	46 yds	Chris Weinke	W, 38-6
09/30/01	Indianapolis	23 yds	Peyton Manning	W, 44-13
10/17/99	Miami	27 yds	Damon Huard	L, 30-31
09/13/98	Indianapolis	59 yds	Peyton Manning	W, 29-6
12/08/96	N.Y. Jets	38 yds	Glenn Foley	W, 24-10

\*-Super Bowl XXXVI

## WILSON AND SAMUEL: GOOD PICKS

Rookie defensive backs EUGENE WILSON and ASANTE SAMUEL have combined for five interceptions this season. Wilson is tied for the lead among all NFL rookies with three interceptions, while Samuel is one of seven NFL rookies with two picks. Below are the 2003 NFL rookie interception leaders.

### 2003 NFL ROOKIE INTERCEPTION LEADERS

Player	Team	INT	Yds	Avg.	Lg	TD
<b>Eugene Wilson</b>	<b>NE</b>	<b>3</b>	<b>8</b>	<b>2.7</b>	<b>6</b>	<b>0</b>
Charles Tillman	CHI	3	27	9.0	32	0
Nick Barnett	GB	3	21	7.0	14	0
<b>Asante Samuel</b>	<b>NE</b>	<b>2</b>	<b>55</b>	<b>27.5</b>	<b>55t</b>	<b>1</b>

Six others tied with 2 interceptions.





# OFFENSE/DEFENSE NEWS AND NOTES

## ROMAN'S EMPIRE

ROMAN PHIFER leads the Patriots with 106 tackles this season. Last year, he led the team with 109 tackles, following a 2001 campaign where he recorded 92 tackles. Since he arrived in New England in 2001, Phifer is the Patriots' leading tackler, having amassed 307 stops over that time.

### PATRIOTS LEADING TACKLERS SINCE 2001

Player	2001	2002	2003	Total
Roman Phifer	92	109	106	307
Tedy Bruschi	73	65	102	240
Lawyer Milloy	113	91	-	204
Ty Law	70	77	55	202
Mike Vrabel	60	75	42	177
Richard Seymour	44	56	63	163
Ted Johnson	46	96	19	161
Willie McGinest	33	62	62	158
Bobby Hamilton	52	55	42	149

## O-LINE CONSISTENCY

During the Patriots' eight-game winning streak, the offensive line has had a chance to jell, translating into consistent play. The Patriots have started the same five players on the offensive line in each of the last eight games, all Patriots victories. It's the longest streak of consistency on the New England offensive line since they rolled out the same starting lineup in the final nine games of the 2001 season (including playoffs). All nine of those games in 2001 were also victories.

### OFFENSIVE LINE CONSISTENCY

#### Starters (LT, LG, C, RG, RT)

2001 Light, Compton, Woody, Andruzzi, Randall  
9 Consecutive games, 9 Consecutive wins

2003\* Light, Woody, Koppen, Andruzzi, Ashworth  
8 Consecutive Games, 8 Consecutive wins

\*-Active Streak

## OFFENSE FROM DEFENSE

The Patriots are tied for second in the NFL with four defensive touchdowns in 2003. Baltimore leads the league with five defensive scores. Three of the Patriots' defensive scores have come off of interceptions returned for a touchdown, a category in which New England is tied for the NFL lead with the Titans, Buccaneers, Ravens, Vikings and Chiefs. The Patriots have won all four of their games in which they have scored a defensive touchdown this season. The Patriots are 10-2 in their last 12 games in which they have scored a defensive touchdown, dating back to the 1999 season. This year's defensive scores are listed below.

### 2003 PATRIOTS DEFENSIVE TOUCHDOWNS

Date	Opp.	Player	Scoring Play	Result
10/12/03	NYG	Matt Chatham	38-yd. fumble rec.	W, 17-6
10/05/03	TEN	Ty Law	65-yd. INT return	W, 38-30
09/21/03	NYJ	Asante Samuel	55-yd. INT return	W, 23-16
09/14/03	at PHI	Tedy Bruschi	18-yd. INT return	W, 31-10

## SWAT TEAM

The Patriots lead the NFL with 94 pass deflections this season, marking a solid improvement over last season's production in that category. New England has bested its 2002 total of 78 pass deflections. Below is a list of the NFL leaders in pass deflections.

### NFL PASS DEFLECTION LEADERS

Rk	Team	PD
1	New England.....	94
2	Houston.....	79
3	Baltimore.....	78
4	Philadelphia.....	75
5	New Orleans.....	74

## MR. FIRST DOWN

DEION BRANCH has turned in first down yardage on a consistent basis this season. Branch has caught 42 passes this season and 30 of them have gained enough to give the Patriots a first down. Branch ranks eighth in the AFC in third down receiving, gaining 272 yards on 18 third-down receptions. The 2002 second-round pick ranks second on the team with 42 receptions and leads the club with 612 receiving yards.

### DEION BRANCH'S RECEIVING BREAKDOWN

	Rec.	Yds	Avg	Lg	TD
On third down	18	272	15.1	46	2
Receiving total	42	612	14.6	66t	3
➤ Has 42 receptions for 30 first downs.					
➤ Has gained a first down on 71.4 percent of his catches.					

## RUNNING MEN

The Patriots have run for over 100 yards as a team in six out of their 12 games this season. The six games of over 100 yards surpasses their 2002 total of five 100-yard games. In Week Five against Tennessee (10/05/03), the Patriots barreled for 161 yards, their highest rushing output since they ran for 163 yards against the Jets (09/15/02).

### PATRIOTS 100-YARD RUSHING GAMES

Date	Opponent	Att.	Yds.	Avg.
09/07	at Buffalo	21	<b>105</b>	5.0
09/21	New York Jets	36	<b>147</b>	4.1
09/28	at Washington	30	<b>106</b>	3.5
10/05	Tennessee	27	<b>161</b>	6.0
10/12	New York Giants	31	<b>129</b>	4.2
11/23	at Houston	41	<b>128</b>	3.1

## TRIPLE THREAT

Patriots running backs KEVIN FAULK, ANTOWAIN SMITH and MICHAEL CLOUD have combined to rush for 1,016 yards on 282 carries with seven touchdowns. Between them, the trio is averaging 3.6 yards per carry. The play of the three backs combined with consistent offensive line play has made the Patriots rushing attack a significant weapon in 2003. Below are the statistics for the Patriots' three running backs this season.

### PATRIOTS RUNNING BACKS IN 2003

Player	GP/GS	Att.	Yds.	Avg.	TD
Kevin Faulk	11/7	150	550	3.7	0
Antowain Smith	9/4	105	348	3.3	2
Michael Cloud	5/1	27	118	4.4	5
<b>Totals</b>	<b>25/12</b>	<b>282</b>	<b>1,016</b>	<b>3.6</b>	<b>7</b>
<b>16-game projection</b>		<b>376</b>	<b>1,355</b>	<b>3.6</b>	<b>9</b>

## ALL PURPOSE BACK

KEVIN FAULK leads the Patriots with 966 total yards from scrimmage. The fifth-year pro from LSU leads the Patriots with 150 carries and also leads the club with 44 receptions. He is on track to have the most productive offensive season of his career, with his contributions in the running game and receiving game projected to combine for nearly 1,300 yards from scrimmage. In 2000, Faulk gained a total of 1,035 yards on 164 rushes and 51 receptions. Faulk has caught at least one pass in 26 of the last 27 games in which he has played. He has led the team in receptions or has tied for the team lead in four games this season.

### KEVIN FAULK'S YARDS FROM SCRIMMAGE

	No.	Yds	Avg.	Lg	TD
2003 Rushing	150	550	3.7	23	0
2003 Receiving	44	416	9.5	27	0
12-Game Totals	194	966	5.0	27	0
<b>2003 Projection</b>	<b>259</b>	<b>1,288</b>	<b>5.0</b>	<b>--</b>	<b>0</b>
Career Rushing	474	1,787	3.8	45t	8
Career Receiving	174	1,547	8.9	52t	7
68-Game Totals	648	3,334	5.1	52t	15
<b>Season Average</b>	<b>152</b>	<b>784</b>	<b>5.2</b>	<b>--</b>	<b>3.5</b>






# OFFENSE NEWS AND NOTES

## TROY BROWN'S RECORD RUN

TROY BROWN has grabbed over 300 receptions since the beginning of the 2000 season, adding to his record run. Brown's 308 catches over a span of three-plus seasons is the most productive stretch by any receiver in Patriots history. Tight end Ben Coates ranks second with a total of 288 catches in a similar time span from (1994-97).



Player	Catches, Year	Catches, Year	Catches, Year	Catches, Year	Total
Troy Brown	83, 2000	101, 2001	97, 2002	27, 2003*	308
Ben Coates	96, 1994	84, 1995	62, 1996	46, 1997*	288

\*-Through 12 games

## PATRIOTS ALL-TIME LISTS

TROY BROWN ranks third in Patriots history with 445 receptions in his career. He also ranks fourth in franchise history with 5,202 career receiving yards. Brown needs 45 more catches to pass Ben Coates for second place on the all-time receptions list.

### PATRIOTS ALL-TIME RECEIVING LEADERS (BY CATCHES)

Rk	Player, Pos.	No	Yds	Avg.	Lg	TD
1	Stanley Morgan, WR	534	10,352	19.4	76t	67
2	Ben Coates, TE	490	5,471	11.2	84t	50
3	<b>Troy Brown, WR</b>	<b>445</b>	<b>5,202</b>	<b>11.7</b>	<b>82t</b>	<b>22</b>
4	Irving Fryar, WR	363	5,726	15.8	80t	38

### PATRIOTS ALL-TIME RECEIVING LEADERS (BY YARDS)

Rk	Name	No	Yds	Avg	Lg	TD
1	Stanley Morgan	534	10,352	19.4	76t	67
2	Irving Fryar	363	5,726	15.8	80t	38
3	Ben Coates	490	5,471	11.2	84t	50
4	<b>Troy Brown</b>	<b>445</b>	<b>5,202</b>	<b>11.7</b>	<b>82t</b>	<b>22</b>
5	Jim Colclough	283	5,001	17.7	78t	39
6	Terry Glenn	329	4,669	14.2	86t	22

## CHRISTIAN SCORIA

CHRISTIAN FAURIA grabbed two touchdown passes from Tom Brady in Week Two against Philadelphia, giving him nine touchdown catches since joining the Patriots before the 2002 season. In his career prior to joining the Patriots, Fauria caught a total of seven touchdown passes in seven seasons. In 2002, Fauria tied Bubba Franks and Tony Gonzalez for the most touchdowns by a tight end in the NFL. Last season, Fauria led the NFL by scoring one touchdown every 3.9 receptions. Listed below are the Patriots touchdown leaders since the beginning of 2002.

### PATRIOTS TOUCHDOWN LEADERS SINCE 2002

Player	(Ru-Rec-Ret)	Total TDs
Antwain Smith	(8-2-0)	10
Christian Fauria	(0-9-0)	9
Kevin Faulk	(2-3-2)	7
Michael Cloud	(5-0-0)	5
Deion Branch	(0-5-5)	5
David Patten	(0-5-0)	5
Troy Brown	(0-5-0)	5


Legend: Ru-Rushing touchdown; Rec-Receiving touchdown; Ret-Touchdown via return

## GIVENS' STOCK IS RISING

Second-year wide receiver DAVID GIVENS has proven to be one of New England's most improved players in 2003. After missing the first two games of the season because of injury, he emerged as a serious threat in the Patriots offense, tying for the team lead with three touchdown receptions. He has made the most of his catches, with six of his 16 grabs going for 20 yards or more. Two of Givens' touchdown receptions have proven to be game-turning plays. Against Miami in Week Seven, he acrobatically hauled in a 24-yard touchdown to tie the score at 13 late in the third quarter of a 19-13 overtime win. Two weeks later in Denver, Givens grabbed a game-winning, 18-yard touchdown with 30 seconds left to give New England a 30-26 win on Monday Night Football.

## TAKING AIM

ADAM VINATIERI is the most accurate kicker in franchise history and is the eighth most accurate kicker in NFL history. He has recorded an 80.9 percent conversion rate (208/257) over his eight-year career. So far this season, Vinatieri has hit 75 percent of his kicks (21/28). In 2002, Vinatieri led the NFL with a 90.0 percent field goal conversion rate (27/30).



### NFL ALL-TIME MOST ACCURATE KICKERS

	TEAM	PCT.	FGM/FGA
1	Mike Vanderjagt	Colts	87.3 165/189
2	David Akers	Eagles	83.6 107/128
3	Matt Stover	Ravens	82.5 316/383
4	Olindo Mare	Dolphins	82.2 175/213
5	Jason Hanson	Lions	81.9 285/348
6	Ryan Longwell	Packers	81.7 174/213
7	John Carney	Saints	81.6 338/414
8	<b>Adam Vinatieri</b>	<b>Patriots</b>	<b>80.9 208/257</b>
9	Mike Hollis	Giants	80.0 200/250
10	Martin Gramatica	Buccaneers	79.6 121/152

## SCORING MACHINE

ADAM VINATIERI is the second leading scorer in Patriots history, totaling 894 points in his eighth year with the club. Vinatieri made the team as a rookie free agent in 1996 and has scored 100 points or more in each of his seven seasons, joining Jason Elam of the Denver Broncos as the only two kickers in NFL history to accomplish the feat. Vinatieri has kicked the most field goals in Patriots history, having tallied 208 successful boots in a Patriots uniform.

### LEADING SCORERS IN PATRIOTS HISTORY

#	SCORING	TD	PAT/PATA	2-Pt	FG /FGA	TP
1	Gino Cappelletti	42	346/ 358	2	176/ 334	1,130
2	<b>Adam Vinatieri</b>	<b>0</b>	<b>268/ 274</b>	<b>1</b>	<b>208/ 257</b>	<b>894</b>
3	John Smith	0	308/ 323	0	128/ 191	692
4	Tony Franklin	0	163/ 166	0	93/ 125	442
5	Stanley Morgan	68	0/ 0	0	0/ 0	408

## LAST-MINUTE MAN

ADAM VINATIERI nailed a game-winning field goal against the Houston Texans in Week 12, increasing his career total to 15. Last season, Vinatieri nailed two game-winning kicks. In 2001, he kicked game-tying and game-winning field goals against the Oakland Raiders in the AFC Divisional Playoff Game. In Super Bowl XXXVI, he became the first kicker in Super Bowl history to kick a game-winning field goal on the final play of the game. Over half of Vinatieri's game-winning kicks (nine) have come in overtime. His game-winning kicks are listed below:

### ADAM VINATIERI'S GAME-WINNING FIELD GOALS


Date	Opponent	Yds	Time	Final Score
11/23/03	at Houston	28	0:41 (OT)	23-20
12/29/02	Miami	35	12:57 (OT)	27-24
09/22/02	Kansas City	35	10:20 (OT)	41-38
02/03/02	St. Louis	48	0:07	20-17
01/19/02	Oakland	23	6:31 (OT)	16-13
12/16/01	at Buffalo	23	9:15 (OT)	12-9
10/14/01	San Diego	44	10:55 (OT)	29-26
12/17/00	at Buffalo	24	0:19 (OT)	13-10
11/19/00	Cincinnati	22	0:03	16-13
09/19/99	Indianapolis	26	0:35	31-28
09/12/99	at N.Y. Jets	23	0:03	30-28
12/20/98	San Francisco	35	0:03	24-21
10/04/98	at New Orleans	27	0:03	30-27
09/14/97	N.Y. Jets	34	6:57 (OT)	27-24
09/22/96	Jacksonville	40	12:24 (OT)	28-25



# QB TOM BRADY NEWS AND NOTES

## RECORDING SUCCESS

TOM BRADY has quarterbacked the Patriots to victories in 30 of his 42 regular-season starts during his career, compiling a .714 winning percentage, giving him the best record of any active quarterback in the NFL with at least 20 starts. Including the playoffs, he is 33-12 as a starter. Including preseason, regular-season and postseason games, he is 40-13.



## ACTIVE QUARTERBACKS WINNING PERCENTAGE

Quarterback, Team(s)	W	L	Pct.
<b>Tom Brady, NE</b> .....	<b>30</b>	<b>12</b>	<b>.714</b>
Kurt Warner, STL .....	35	15	.700
Jay Fiedler, JAX/MIA .....	34	15	.694
Donovan McNabb, PHI .....	40	20	.667
Brett Favre, ATL/GB .....	121	64	.654
Steve McNair, TEN .....	68	39	.636
Brad Johnson, MIN/WAS/TB .....	56	35	.615

## HE RATE ME

TOM BRADY has earned three passer ratings over 100.0 this season and has done so 12 times in his career. Brady earned a 115.2 rating in a 19-13 overtime win at Miami (10/19/03) and also broke the 100.0 mark with ratings of 108.0 at Denver (11/03/03) and 105.8 at Philadelphia (09/14/03). In 2002, he recorded six ratings of over 100.0, including three against AFC East opponents. All of Brady's 12 career 100.0-plus ratings have come in Patriots victories (see below). Brady also owns three of the top five ratings in Patriots history.

## TOM BRADY'S GAMES WITH PASSER RATING OVER 100.0

Date	Opp.	Att	Cmp	Yds	Pct.	TD	I	Rating	W/L
10/21/01	at IND	20	16	202	.800	3	0	148.3	W
11/03/02	at BUF	26	22	265	.846	3	0	147.6	W
11/25/01	NO	26	19	258	.731	4	0	143.9	W
11/04/01	at ATL	31	21	250	.677	3	0	124.4	W
<b>10/19/03</b>	<b>at MIA</b>	<b>34</b>	<b>24</b>	<b>283</b>	<b>.706</b>	<b>2</b>	<b>0</b>	<b>115.2</b>	<b>W</b>
11/24/02	MIN	34	21	239	.617	3	0	112.3	W
09/22/02	KC	54	39	410	.722	4	1	110.9	W
09/09/02	PIT	43	29	294	.674	3	0	110.0	W
<b>11/03/03</b>	<b>at DEN</b>	<b>35</b>	<b>20</b>	<b>350</b>	<b>.571</b>	<b>3</b>	<b>1</b>	<b>108.0</b>	<b>W</b>
<b>09/14/03</b>	<b>at PHI</b>	<b>44</b>	<b>30</b>	<b>255</b>	<b>.682</b>	<b>3</b>	<b>0</b>	<b>105.8</b>	<b>W</b>
12/08/02	BUF	27	15	183	.556	2	0	101.3	W
09/15/02	at NYJ	35	25	269	.714	2	1	100.8	W

## CAREER NUMBERS

TOM BRADY ranks sixth among Patriots' all-time leading passers, and is the franchise's all-time leader in completion percentage. Brady passed Tony Eason for fourth place on the Patriots all-time completions list in the game against Indianapolis (11/30/03).

## ALL-TIME PATRIOTS PASSING LEADERS

Rk.	Name	Att	Cmp	Yards	Pct.	TD	Int
1.	Drew Bledsoe	4,518	2,544	29,657	56.3	166	138
2.	Steve Grogan	3,593	1,879	26,886	52.3	182	208
3.	Babe Parilli	2,412	1,140	16,747	47.3	132	138
4.	Tony Eason	1,500	876	10,732	58.4	60	48
5.	Jim Plunkett	1,503	729	9,932	48.5	62	87
<b>6.</b>	<b>TOM BRADY</b>	<b>1,422</b>	<b>881</b>	<b>9,500</b>	<b>62.0</b>	<b>61</b>	<b>38</b>
7.	Hugh Millen	612	370	4,276	60.5	17	28

## SPREADING THE FIELD

TOM BRADY has continued his tradition of utilizing all of the weapons at his disposal. Through 12 games, the New England signal caller has completed a pass to an average of 7.5 receivers per game. Last season, Brady completed a pass to seven or more receivers in 13 of 16 games. So far this year, he's used seven or more receivers eight times in 12 games.

## OVERDRIVE IN OVERTIME

TOM BRADY owns a career record of 7-0 in overtime, including the postseason. Brady is the all-time NFL leader in overtime wins without a defeat. Brady and former Steelers signal caller Terry Bradshaw are the only two NFL quarterbacks to be undefeated in overtime (minimum of five games). The top six quarterbacks in overtime are listed below.

## BEST CAREER OVERTIME RECORD (Min: 5 Games)

	W- L	Pct.	Yrs in NFL
<b>Tom Brady</b>	<b>7-0</b>	<b>1.000</b>	<b>4</b>
Terry Bradshaw	5-0	1.000	14
Ken Stabler	6-1	.857	15
Jake Plummer	4-1	.800	7
Jim Kelly	6-2	.750	11
Ken O'Brien	4-1-1	.750	10

Regular and postseason games combined.

## SOLID DOWN THE STRETCH

Tom Brady has compiled a 21-4 (.840) career record as a starter in games played after November 1. The streak includes the Patriots' 2001 playoff run. So far this year, Brady has led the team to wins in all four of his starts since the beginning of November. Last season, Brady and the Patriots were 6-3 in the final two months of the season, rebounding from a 3-4 start to finish with a 9-7 record. In 2001, Brady led the team to an 11-1 record after November 1 as the team marched to a victory in Super Bowl XXXVI.

## COMEBACK KID

TOM BRADY has engineered 13 game-winning drives to break a tie or take the lead in the fourth quarter or overtime in his career. He has accomplished the feat five times this season, all on the road. Brady's most recent game-winning drive came against the Indianapolis Colts in Week 13, breaking a 31-31 tie with a 4-play, 31-yard drive that ended in a 13-yard touchdown pass to Deion Branch that gave New England a 38-34 win. This season, Brady has also led comebacks against Houston, Tennessee, Miami and Denver. In 2002, Brady led three comebacks from a tie or deficit. Brady's record includes his dramatic performance to lead the Patriots to victory in Super Bowl XXXVI and his memorable performance in the snow against the Oakland Raiders in the 2001 Divisional Playoffs.

## TOM BRADY'S GAME-WINNING PERFORMANCES

Date	Opp.	Score	Time Remaining	Reg.	Att	Cmp	Yds	TD	Int	Final
<b>11/30/03</b>	<b>at IND</b>	<b>31-31</b>	<b>10:21</b>	<b>6</b>	<b>3</b>	<b>31</b>	<b>1</b>	<b>0</b>	<b>0</b>	<b>38-34</b>
<b>11/23/03</b>	<b>at HOU</b>	<b>13-20</b>	<b>3:11</b>	<b>14</b>	<b>10</b>	<b>133</b>	<b>1</b>	<b>0</b>	<b>0</b>	<b>23-20 ot</b>
<b>11/3/03</b>	<b>at DEN</b>	<b>23-26</b>	<b>2:51</b>	<b>4</b>	<b>5</b>	<b>58</b>	<b>1</b>	<b>0</b>	<b>0</b>	<b>30-26</b>
<b>10/19/03</b>	<b>at MIA</b>	<b>13-13</b>	<b>15:00</b>	<b>10</b>	<b>7</b>	<b>147</b>	<b>1</b>	<b>0</b>	<b>0</b>	<b>19-13 ot</b>
<b>10/5/03</b>	<b>TEN</b>	<b>24-27</b>	<b>4:40</b>	<b>1</b>	<b>1</b>	<b>15</b>	<b>0</b>	<b>0</b>	<b>0</b>	<b>38-30</b>
12/29/02	MIA	13-24	4:59	13	8	69	1	0	0	27-24 ot
11/10/02	at CHI	19-30	5:16	14	9	116	2	0	0	33-30
09/22/02	KC	38-38	0:00	5	4	46	0	0	0	41-38 ot
02/03/02	STL**	17-17	1:21	8	5	53	0	0	0	20-17
01/19/02	OAK*	3-13	15:00	27	20	138	0	0	0	16-13 ot
12/16/01	at BUF	6-9	5:57	13	9	116	0	0	0	12-9 ot
12/02/01	at NYJ	14-16	15:00	7	6	56	0	0	0	17-16
10/14/01	SD	16-26	8:48	18	13	130	1	0	0	29-26 ot

\* Statistics are from the time noted until the end of the game

\*\* Divisional Playoffs

\*\* Super Bowl XXXVI

## ON TARGET

TOM BRADY is moving up in the Patriots record books in a number of categories. Below is a list of how Brady ranks among the franchise's passing leaders.

## BRADY IN THE PATRIOTS RECORD BOOKS

Category	Number	Rank
Completion Pct. ....	62.0.....	1
Passer Rating .....	84.7.....	1
Completions .....	881.....	4
Touchdowns .....	61.....	5
Yards .....	9,500.....	6
Attempts .....	1,422.....	6



# CHECK YOUR LOCAL LISTINGS

## WBCN PATRIOTS ROCK RADIO NETWORK

For the ninth consecutive season, WBCN is proud to be the flagship station for the Patriots Rock Radio Network. Every Patriots game can be heard on WBCN (104.1 FM) and its network of 32 stations throughout all six New England states. Longtime broadcast tandem Gil Santos and Gino Cappelletti will call all of the action in static-free stereo sound.



**FLAGSHIP STATION**  
**WBCN**  
**Boston ★ 104.1 FM**



### MASSACHUSETTS

WAHL Athol 99.9 FM  
WXTK Cape Cod 95.1 FM  
WSAR Fall River 1480 AM  
WKKB New Bedford 100.3 FM  
WEB Pittsfield 1420 AM  
WBEC Pittsfield 1420 AM  
WAQY Springfield 102.1 FM  
WWFX Worcester 100.1 FM

### MAINE

WEBB Augusta 98.5 FM  
WTUL Augusta 1400 AM  
WNSX Bangor 97.7 FM  
WCRQ Calais 102.9 FM  
WBLM Portland 102.9 FM  
WOZI Presque Isle 101.9 FM

### CONNECTICUT

WCCC Hartford 106.9 FM  
WMOS New London 104.7 FM  
WINY Putnam 1350 AM

### NEW HAMPSHIRE

WTSL Hanover 1400 AM  
WZBK Keene 1220 AM  
WBHG Laconia 101.5 FM  
WVRR Lebanon 101.7 FM  
WGIR Manchester 610 AM  
WSAK Portsmouth 102.1 FM  
WXKL Concord 1450 AM

### RHODE ISLAND

WSKO Providence 790 AM  
WSKO Providence 99.7 FM

### VERMONT

WKVT Brattleboro 92.7 FM  
WCPV Burlington 101.3 FM  
WMXR Claremont 93.9 FM  
WMOO Derby 92.1 FM  
WEXP Rutland 101.5 FM  
WDEV Waterbury 960 AM

## PATRIOTS ALL ACCESS ON WCVB CH.5

Patriots All Access, an Emmy Award-winning one-hour magazine show, airs weekly throughout the season on WCVB-TV Channel 5 in Boston. Indicative of its name, Patriots All Access provides viewers exclusive, behind-the-scenes access and weekly in-depth features. WCVB's Mike Lynch hosts the program and is joined by Head Coach Bill Belichick for a weekly chalk talk and also by a Patriots player of the week.

### WCVB-TV Channel 5

Patriots All Access..... Every Saturday at 11:00 a.m. and 7:00 p.m.

## PATRIOTS FOOTBALL WEEKLY ON WB56

Join the editorial staff of Patriots Football Weekly for a half-hour Patriots extravaganza every Saturday night on WLVI-TV (WB56). The ultimate studio sports show for the ultimate Patriots fan is patterned like the official team newspaper, aiming to be confrontational and opinionated as the reporters dish about what's ahead for the team, give opponent analysis and offer insider information they've learned from working in the trenches at Gillette Stadium.

### WLVI-TV Channel 56

Patriots Football Weekly ..... Every Saturday at 11:00 p.m.

## PATRIOTS.COM

The official Web site of the New England Patriots offers fans an exciting lineup of daily features and is one of the most advanced and exciting Web sites in all of sports. **Patriots Video News** is a streaming video show broadcast daily on Patriots.com, giving Patriots fans interviews and analysis that picks up where the newspapers and TV reports leave off. **Patriots.com Radio** features six hours of original daily programming beginning at noon ET, and allows fans to interact with hosts and guests via phone and email. Besides these features, the site offers daily news updates, press releases, live coverage of all press conferences and much more.

## RATINGS SUCCESS

The Patriots have consistently been at or near the top spot in the weekly television ratings for the 2.1 million homes in the Boston TV market.

### 2003 RATINGS (BOSTON TV MARKET)

Date	Opponent	Rating/ Share	Network	Result
Thurs., Aug. 7	N.Y. Giants*	12.4 / 22	ESPN	W 26-6
Sat., Aug. 16	at Washington*	10.1 / 21	WCVB	W 20-13
Fri., Aug. 22	at Philadelphia*	9.8 / 18	WCVB	W 24-12
Wed., Aug. 27	Chicago*	9.9 / 18	WCVB	W 38-23
Sun., Sept. 7	at Buffalo	20.0 / 46	CBS	L 0-31
Sun., Sept. 14	at Philadelphia	26.6 / 48	CBS	W 31-10
Sun., Sept. 21	N.Y. Jets	23.1 / 51	CBS	W 23-16
Sun., Sept. 28	at Washington	22.4 / 49	CBS	L 17-20
Sun., Oct. 5	Tennessee	14.5 / 29	CBS	W 38-30
Sun., Oct. 12	N.Y. Giants	25.1 / 54	FOX	W 17-6
Sun., Oct. 19	at Miami	24.6 / 51	CBS	W 19-13
Sun., Oct. 26	Cleveland	24.2 / 53	CBS	W 9-3
Mon., Nov. 3	at Denver	23.0 / 40	ABC	W 30-26
Sun., Nov. 9	BYE WEEK			
Sun., Nov. 16	Dallas	30.6 / 46	ESPN	W 12-0
Sun., Nov. 23	at Houston	26.5 / 57	CBS	W 23-20
Sun., Nov. 30	at Indianapolis	33.1 / 63	CBS	W 38-34
Sun., Dec. 7	Miami	4:15	CBS	
Sun., Dec. 14	Jacksonville	1:00	CBS	
Sat., Dec. 20	at N.Y. Jets	8:30	ESPN	
Sat., Dec. 27	Buffalo	1:30	CBS	

\*-Preseason

### RATINGS HISTORY

Season	Rating / Share
2003 Regular Season Average (12 gms)	24.4 / 48.9
2002 Regular Season Average	28.5 / 52.9
2001 Regular Season Average	24.7 / 48.3
2001 Postseason Average	47.4 / 72.7
2000 Regular Season Average	20.3 / 43.7

**Note:** Each ratings point represents one percent of the 2.1 million homes in the Boston TV market.

## PATRIOTS MONDAY ON WEEI

Sports Radio 850 WEEI has the exclusive rights to broadcast "Patriots Monday" from Gillette Stadium every week during the season. The daylong programming lineup offers fans unique access from Head Coach Bill Belichick and quarterback Tom Brady along with appearances by Troy Brown and Richard Seymour, among other star players. The programming lineup is listed below.

Time (Mondays)	Show	Guest(s)
6:00 – 10:00 a.m.	Dennis and Callahan	Tom Brady
10:00 a.m. – 2:00 p.m.	Dale and Neumy	Troy Brown, Richard Seymour and Stars of the Week
2:00 – 6:00 p.m.	The Big Show	Coach Belichick

## PATRIOTS FIFTH QUARTER ON WBZ 4 AND UPN 38

For the first time in franchise history, each of the team's postgame press conferences will be broadcast live, in their entirety on "The Fifth Quarter." WBZ-TV 4, the television flagship station of the Patriots, and its sister station, WSBK-TV/UPN 38, will broadcast all 16 regular season postgame press conferences with observations by Head Coach Bill Belichick, quarterback Tom Brady and star players of the game. WBZ-TV 4 Sports Director Bob Lobel, along with former Patriots players Steve DeOssie and Scott Zolak, will provide analysis and commentary, giving Patriots fans unique perspectives on each game. WSBK will televise 10 "Fifth Quarter" shows, while WBZ will air six shows.

Date, Opponent	Station
12/07, Miami.....	UPN 38
12/14, Jacksonville .....	WBZ 4





# 2003 TRANSACTIONS

1/6	Ken Kocher	Signed	8/4	Thabiti Davis	Signed
	Brandon Gorin	Signed	8/10	Brenden Stai	Retired
	Dyshod Carter	Signed (Allocated to NFLE)	8/13	Marques McFadden	Claimed off waivers (DAL)
	Scott McCready	Signed (Allocated to NFLE)		DeVeren Johnson	Claimed off waivers (DAL)
	T.C. Taylor	Signed (Allocated to NFLE)		Dan Stricker	Placed on reserve/injured list
	Courtney Ledyard	Signed (Allocated to NFLE)	8/15	Marques McFadden	Released
	Shane Stafford	Signed (Allocated to NFLE)	8/18	Otis Smith	Released
1/9	Michael Malan	Signed (Allocated to NFLE)	8/19	Corbin Lacina	Signed
1/17	Rodney Trafford	Signed (Allocated to NFLE)		Ted Washington	Acquired via trade (CHI)
1/28	John Hufnagel	Named quarterbacks coach		DeVeren Johnson	Released
2/28	Lonie Paxton	Re-signed		Jasen Esposito	Released
3/6	Fred Baxter	Re-signed	8/20	Chad Lee	Released
	Greg Randall	Traded (HOU)		Spencer Nead	Released
3/11	Rosevelt Colvin	Signed		Daniel Pope	Released
	Tyrone Poole	Signed	8/24	Ken Kocher	Released
3/12	Rodney Harrison	Signed		Buck Rasmussen	Released
	Chris Akins	Signed		J.R. Redmond	Released
3/24	Fred McCrary	Signed		Antwoine Womack	Released
	Maugaula Tuitele	Re-signed	8/26	Jamil Soriano	Acquired via trade (CHI)
4/8	Tom Ashworth	Re-signed		Kerry Watkins	Released
4/14	Tebucky Jones	Traded (N.O.)		Bill Conaty	Placed on Reserve/Injured
4/23	Daniel Pope	Signed		Kliff Kingsbury	Placed on Reserve/Injured
4/26	Ty Warren	Drafted		Tully Banta-Cain	Placed on Reserve/PUP
	Eugene Wilson	Drafted		Chas Gessner	Placed on Reserve/PUP
	Bethel Johnson	Drafted		Kenyatta Jones	Placed on Reserve/PUP
4/27	Dan Klecko	Drafted		Stephen Neal	Placed on Reserve/PUP
	Asante Samuel	Drafted		Gene Mruczkowski	Placed on Reserve/NFI
	Dan Koppen	Drafted	8/28	Corbin Lacina, Dyshod Carter, Brad Harris, Michael Malan, Frank Moreau and Rod Trafford	
	Kliff Kingsbury	Drafted			Released
	Spencer Nead	Drafted	8/31	Thabiti Davis, Russ Hochstein, Ethan Kelley, Matt Knutson, Shawn Mayer, Leonard Myers, Patrick Pass, Jamil Soriano, Maugaula Tuitele and Dedric Ward	
	Tully Banta-Cain	Drafted			Released
	Ethan Kelley	Drafted		Michael Cloud	Placed on Reserve/Susp. by NFL
5/2	Kyle Croskey, Jasen Esposito, Chas Gessner, Michael Hayes, Ricklan Holmes, Jason Hunt, Chad Lee, Chris Massey, Shawn Mayer, Rob Milanese, Buck Rasmussen, Walter Sampson, Dan Stricker, Kerry Watkins and Matt Word	Signed as rookie free agents		Bill Conaty	Released from Reserve/Injured
5/5	Derek Watson	Signed	9/1	Russ Hochstein	Signed to the practice squad
	Michael Hayes	Released		Ethan Kelley	Signed to the practice squad
	Chris Massey	Released		Shawn Mayer	Signed to the practice squad
5/9	Scott Farley	Signed		Jamil Soriano	Signed to the practice squad
	Aric Morris	Signed	9/2	Lawyer Milloy	Released
5/15	Dave Petruziello	Signed		Tim Provost	Signed to the practice squad
	Kyle Croskey	Released	9/14	Russ Hochstein	Signed from the practice squad
5/16	Don Davis	Signed	9/17	Jamin Elliott	Signed to the practice squad
	Gene Mruczkowski	Signed	9/22	Rosevelt Colvin	Placed on Reserve/Injured
	Joe Schey	Signed		Mike Compton	Placed on Reserve/Injured
5/22	Dedric Ward	Signed		Wilbert Brown	Claimed off waivers (WAS)
5/27	Walter Sampson	Released		Patrick Pass	Signed
5/29	Ricklan Holmes	Released	9/29	Michael Cloud	Granted one-week roster exemption
	Matt Word	Released	10/4	Michael Cloud	Activated to the 53-man roster
6/11	Shane Stafford	Released		Fred McCrary	Released
6/23	Michael Cloud	Signed	10/7	Fred McCrary	Re-signed
7/3	Bill Conaty	Signed		Aric Morris	Released
7/10	T.C. Taylor	Released	10/13	Dan Stricker	Released from Reserve/Injured
7/15	Dan Klecko	Signed	10/18	Tully Banta-Cain	Activated from Reserve/PUP
	Asante Samuel	Signed		Shawn Mayer	Signed from the practice squad
	Ethan Kelley	Signed		Adrian Klemm	Placed on Reserve/Injured
7/16	Rob Milanese	Released		Larry Centers	Released
	Brad Harris	Signed	10/22	Justin Kurpeikis	Signed to the practice squad
	Corey Mitchell	Signed	10/25	Kenyatta Jones	Released from Reserve/PUP
7/21	Ty Warren	Signed	11/5	Justin Kurpeikis	Released from the practice squad
	Eugene Wilson	Signed	11/7	David Patten	Placed on Reserve/Injured
	Bethel Johnson	Signed		Shawn Mayer	Waived
	Dan Koppen	Signed	11/10	Shawn Mayer	Signed to the practice squad
	Kliff Kingsbury	Signed		Stephen Neal	Placed on Reserve/Injured
	Spencer Nead	Signed	11/13	Chas Gessner	Activated from Reserve/PUP
	Tully Banta-Cain	Signed	11/15	Jamin Elliott	Signed from the practice squad
	Dave Petruziello	Released	11/17	Chas Gessner	Waived
	Kerry Watkins	Released	11/18	J.J. Stokes	Signed
	Derek Watson	Released		Chas Gessner	Signed to the practice squad
7/23	Kerry Watkins	Signed	11/20	Dedric Ward	Signed
	Mike Clare	Released		Fred McCrary	Placed on Reserve/Injured
	Courtney Ledyard	Released	11/22	Shawn Mayer	Signed from the practice squad
	Corey Mitchell	Released		Jamin Elliott	Waived
	Joe Schey	Released	11/24	Jamin Elliott	Re-signed to the practice squad
7/28	Brenden Stai	Signed	12/02	Ken Walter	Released
	Scott Farley	Released	12/03	Brooks Barnard	Signed
7/30	Larry Centers	Signed			
	Jason Hunt	Released			
8/1	Frank Moreau	Signed			
	Ben Kelly	Released			
8/2	Scott McCready	Released			







# PATRIOTS 2003 DEFENSIVE STATISTICS

Tackle statistics tabulated from coaching grades

DEFENSIVE STATISTICS											SP. TEAMS					FUMBLES - LOST (21-8)				
Name	TT	UT	A	S/	YL	Int/	Yds	PD	FF	FR	TT	UT	A	FF	FR				Own	
																	No.	Lost	Rec.	O.B.
Roman Phifer	106	74	32	-	-	-	-	4	2	-	0	0	0	-	-					
Tedy Bruschi	102	63	39	1.0	9.0	1	18	13	2	-	1	1	0	-	-	Tom Brady	12	4	3	1
Rodney Harrison	97	77	20	1.0	3.0	2	0	9	-	1	3	1	2	-	-	Kevin Faulk	3	3	0	0
Willie McGinest	63	46	17	3.5	24.5	-	-	1	1	2	0	0	0	-	-	Troy Brown	2	0	1	1
Richard Seymour	63	36	27	5.5	34.5	-	-	9	-	-	0	0	0	-	-	Lonie Paxton	2	0	0	1
Ty Law	55	47	8	-	-	4	112	16	-	-	0	0	0	-	-	Ty Law	1	1	0	0
Eugene Wilson	50	40	10	-	-	3	8	8	-	-	1	1	0	-	-	Dan Koppen	0	0	1	0
Tyrone Poole	48	43	5	-	-	4	20	18	2	-	0	0	0	-	-	Joe Andruzzi	1	0	1	0
Bobby Hamilton	42	23	19	-	-	-	-	2	-	-	0	0	0	-	-	Larry Centers	0	0	1	0
Mike Vrabel	36	27	9	5.5	32.5	1	4	3	2	-	0	0	0	-	-	Ken Walter	0	0	1	0
Asante Samuel	30	28	2	-	-	2	55	7	-	-	2	2	0	-	-	Patrick Pass	0	0	1	0
Ty Warren	29	14	15	1.0	1.0	-	-	2	-	-	0	0	0	-	-	Damien Woody	0	0	1	0
Matt Chatham	28	17	11	1.5	10.5	-	-	-	1	1	13	6	7	-	-	Totals	21	8	10	3
Ted Washington	26	21	5	2.0	7.0	-	-	-	1	-	0	0	0	-	-					
Ted Johnson	19	14	5	-	-	-	-	-	-	-	0	0	0	-	-	BLOCKED KICKS				
Jarvis Green	16	11	5	1.5	6.5	-	-	-	-	-	0	0	0	-	-		XP	FG	P	
Dan Klecko	10	8	2	1.5	7.5	-	-	-	-	1	1	1	0	-	-	Dan Klecko	0	1	0	
Antwan Harris	8	6	2	-	-	-	-	1	-	-	9	6	3	-	-	Richard Seymour	0	1	0	
Chris Akins	7	5	2	-	-	-	-	1	-	-	20	11	9	-	-	Totals	0	2	0	
Rick Lyle	6	5	1	-	-	-	-	-	-	-	0	0	0	-	-					
Rosevelt Colvin	5	5	0	2.0	9.0	-	-	-	-	1	0	0	0	-	-	MISC. OFFENSIVE STATS				
Larry Izzo	3	3	0	-	-	-	-	1	-	-	24	13	11	-	-		Tkl	Ast	FF	FR
Anthony Pleasant	2	1	1	1.0	12.0	-	-	-	-	1	0	0	0	-	-	Deion Branch	3	0	0	0
Tully Banta-Cain	2	1	1	-	-	-	-	-	-	-	7	5	2	-	-	David Givens	2	0	0	0
Don Davis	1	1	0	-	-	-	-	-	-	-	16	8	8	-	-	Bethel Johnson	2	0	1	1
Shawn Mayer	0	0	0	-	-	-	-	-	-	-	9	4	5	-	-	Dedric Ward	1	0	0	0
Aric Morris	0	0	0	-	-	1	33	1	-	-	8	4	4	-	-	Patrick Pass	1	0	0	0
Patrick Pass	0	0	0	-	-	-	-	-	-	-	5	3	2	-	-	Kevin Faulk	1	0	0	0
Je'Rod Cherry	0	0	0	-	-	-	-	-	-	-	5	3	2	-	-	Dan Koppen	1	0	0	0
Fred Baxter	0	0	0	-	-	-	-	-	-	-	4	0	4	-	-	Matt Light	1	0	0	0
Fred McCrary	0	0	0	-	-	-	-	-	-	-	3	2	1	-	-	Larry Centers	1	0	0	0
David Givens	0	0	0	-	-	-	-	-	-	-	2	2	0	-	-	Totals	13	0	1	1
Daniel Graham	0	0	0	-	-	-	-	-	-	-	2	1	1	-	-					
Bethel Johnson	0	0	0	-	-	-	-	-	1	1	1	1	0	-	1					
Adam Vinatieri	0	0	0	-	-	-	-	-	-	-	1	0	1	-	-					
Lonie Paxton	0	0	0	-	-	-	-	-	-	-	1	0	1	-	-					
Troy Brown	0	0	0	-	-	-	-	-	-	-	0	0	0	-	1					
Totals	854	616	238	27.0	157.0	18	250	96	12	8	138	75	63	0	2					
LEGEND																				
TT -	Total Tackles					PD - Pass Defensed														
UT -	Unassisted Tackles					FF - Forced Fumbles														
A -	Assists					FR - Fumbles Recovered														
S/Yds -	Sacks/Yards Lost					Tack.T.O. - Tackles off Turnovers														
I/R et. -	Interceptions/R eturn Yards					O.B. - Out of Bounds														



# HOW THE PATRIOTS WERE BUILT

<u>YEAR</u>	<u>DRAFTEES (24)</u>	<u>VETERAN FREE AGENTS (21)</u>	<u>WAIVERS (2) / TRADES (1)</u>	<u>ROOKIE AND FIRST-YEAR FREE AGENTS (5)</u>
1993	Troy Brown (8)			
1994	Willie McGinest (1)			
1995	Ty Law (1) Ted Johnson (2)			
1996	Tedy Bruschi (3)			Adam Vinatieri (fa)
1997				
1998				
1999	Damien Woody (1a) Kevin Faulk (2)			
2000	Antwan Harris (6a) Tom Brady (6b) Patrick Pass (7b)	Joe Andruzzi (fa) (G.B.) Bobby Hamilton (fa) (NYJ)	Matt Chatham (fa) (cw-STL)	Lonie Paxton (fa)
2001	Richard Seymour (1) Matt Light (2)	Je'Rod Cherry (2) (PHI) Damon Huard (fa) (MIA) Larry Izzo (fa) (MIA)* Roman Phifer (2) (NYJ) Anthony Pleasant (3) (SF)* Antowain Smith (1) (BUF) Mike Vrabel (3) (PIT)*		Tom Ashworth (fa)
2002	Daniel Graham (1) Deion Branch (2) Rohan Davey (4a) Jarvis Green (4b) David Givens (7b)	Fred Baxter (5) (CHI) Christian Fauria (2) (SEA)* Rick Lyle (fa) (NYJ)*		
2003	Ty Warren (1) Eugene Wilson (2a) Bethel Johnson (2b) Dan Klecko (4a) Asante Samuel (4b) Dan Koppen (5) Tully Banta-Cain (7b)	Chris Akins (7) (CLE)* Michael Cloud (2) (KC)* Don Davis (fa) (STL)* Brandon Gorin (7) Rodney Harrison (5) (SD) Russ Hochstein (5) Tyrone Poole (1) (DEN)* J.J. Stokes (1) (JAX) Dedric Ward (3) (BAL)	Ted Washington (1) (tr-CHI) Wilbert Brown (fa) (cw-WAS)	Brooks Barnard (fa) Shawn Mayer (fa)  <b><u>Reserve/Injured</u></b> Rosevelt Colvin (4) (CHI)* Mike Compton (3) (DET)* Kliff Kingsbury (6) Adrian Klemm (2) Fred McCrary (6) (SD) Gene Mruczkowski (fa-03) Stephen Neal (fa) David Patten (fa) (CLE)*
* unrestricted free agent      (#) - indicates round drafted      (fa) - indicates non-drafted free agents				



# 2003 ALPHABETICAL ROSTER

Dec. 3, 2003

#	NAME	POS	HT	WT	BORN	YR	COLLEGE	H.S. HOMETOWN
34	Akins, Chris	S	5-11	200	11/29/76	5	Arkansas Pine-Bluff	Little Rock, Ark.
63	Andruzzi, Joe	G	6-3	312	08/23/75	7	S. Connecticut St.	Staten Island, N.Y.
68	Ashworth, Tom	T	6-6	305	10/10/77	2	Colorado	Englewood, Colo.
48	Banta-Cain, Tully	LB	6-2	250	08/28/80	R	California	Sunnyvale, Calif.
8	Barnard, Brooks	P	6-2	194	11/04/79	R	Maryland	Arnold, Md.
84	Baxter, Fred	TE	6-3	268	06/14/71	11	Auburn	Pike County, Ala.
12	Brady, Tom	QB	6-4	225	08/03/77	4	Michigan	San Mateo, Calif.
83	Branch, Deion	WR	5-9	193	07/18/79	2	Louisville	Albany, Ga.
80	Brown, Troy	WR	5-10	196	07/02/71	11	Marshall	Blackville, S.C.
60	Brown, Wilbert	G	6-2	320	05/09/77	3	Houston	Hooks, Texas
54	Bruschi, Tedy	LB	6-1	247	06/09/73	8	Arizona	Roseville, Calif.
58	Chatham, Matt	LB	6-4	250	06/28/77	4	South Dakota	Sioux City, Iowa
30	Cherry, Je'Rod	S	6-1	210	05/30/73	8	California	Berkeley, Calif.
21	Cloud, Michael	RB	5-10	205	07/01/75	5	Boston College	Portsmouth, R.I.
6	Davey, Rohan	QB	6-2	245	04/14/78	2	Louisiana State	Miami, Fla.
51	Davis, Don	LB	6-1	235	12/17/72	8	Kansas	Olathe, Kan.
33	Faulk, Kevin	RB	5-8	202	06/05/76	5	Louisiana State	Carencro, La.
88	Fauria, Christian	TE	6-4	250	09/22/71	9	Colorado	Encino, Calif.
87	Givens, David	WR	6-0	212	08/16/80	2	Notre Dame	Humble, Texas
76	Gorin, Brandon	T	6-6	308	07/17/78	2	Purdue	Muncie, Ind.
82	Graham, Daniel	TE	6-3	257	11/16/78	2	Colorado	Denver, Colo.
97	Green, Jarvis	DL	6-3	290	01/12/79	2	Louisiana State	Donaldsonville, La.
91	Hamilton, Bobby	DE	6-5	280	07/01/71	9	Southern Mississippi	Columbia, Miss.
23	Harris, Antwan	DB	5-9	194	05/29/77	4	Virginia	Raleigh, N.C.
37	Harrison, Rodney	S	6-1	220	12/15/72	10	Western Illinois	Chicago, Ill.
71	Hochstein, Russ	G	6-4	305	10/07/77	3	Nebraska	Hartington, Neb.
19	Huard, Damon	QB	6-3	215	07/09/73	7	Washington	Puyallup, Wash.
53	Izzo, Larry	LB	5-10	228	09/26/74	8	Rice	Houston, Texas
81	Johnson, Bethel	WR	5-11	200	02/11/79	R	Texas A&M	Corsicana, Texas
52	Johnson, Ted	LB	6-4	253	12/04/72	9	Colorado	Alameda, Calif.
90	Klecko, Dan	DL	5-11	283	01/12/81	R	Temple	Colts Neck, N.J.
67	Koppen, Dan	G	6-2	296	09/12/79	R	Boston College	Whitehall, Pa.
24	Law, Ty	CB	5-11	200	02/10/74	9	Michigan	Aliquippa, Pa.
72	Light, Matt	T	6-4	305	06/23/78	3	Purdue	Greenville, Ohio
96	Lyle, Rick	DL	6-5	285	02/26/71	10	Missouri	Monroe, La.
39	Mayer, Shawn	S	6-0	202	03/04/79	R	Penn State	Hillsborough, N.J.
55	McGinest, Willie	LB	6-5	270	12/11/71	10	Southern Cal	Long Beach, Calif.
35	Pass, Patrick	FB	5-10	217	12/31/77	4	Georgia	Tucker, Ga.
66	Paxton, Lonie	LS	6-2	260	03/13/78	4	Sacramento State	Corona, Calif.
95	Phifer, Roman	LB	6-2	248	03/05/68	13	UCLA	Pineville, N.C.
98	Pleasant, Anthony	DE	6-5	280	01/27/68	14	Tennessee State	Century, Fla.
38	Poole, Tyrone	CB	5-8	188	02/03/72	8	Fort Valley State	LaGrange, Ga.
22	Samuel, Asante	CB	5-10	185	01/06/81	R	Central Florida	Ft. Lauderdale, Fla.
93	Seymour, Richard	DL	6-6	310	10/06/79	3	Georgia	Gadsden, S.C.
32	Smith, Antowain	RB	6-2	232	03/14/72	7	Houston	Montgomery, Ala.
85	Stokes, J.J.	WR	6-4	225	10/06/72	9	UCLA	San Diego, Calif.
4	Vinatieri, Adam	K	6-0	202	12/28/72	8	South Dakota State	Rapid City, S.D.
50	Vrabel, Mike	LB	6-4	261	08/14/75	7	Ohio State	Akron, Ohio
17	Ward, Dedric	WR	5-9	187	09/29/74	7	Northern Iowa	Cedar Rapids, Iowa
94	Warren, Ty	DL	6-5	300	02/06/81	R	Texas A&M	Bryan, Texas
92	Washington, Ted	NT	6-5	365	04/13/68	13	Louisville	Tampa, Fla.
26	Wilson, Eugene	DB	5-10	195	08/17/80	R	Illinois	Merrillville, Ill.
65	Woody, Damien	C/G	6-3	320	11/03/77	5	Boston College	Beaverdam, Va.

## PRACTICE SQUAD

10	Elliott, Jamin	WR	5-11	195	10/05/79	2	Delaware	Portsmouth, Va.
18	Gessner, Chas	WR	6-4	215	08/17/81	R	Brown	Hyattsville, Md.
99	Kelley, Ethan	DT	6-2	303	02/12/80	R	Baylor	Sugar Land, Texas
62	Provost, Tim	T	6-5	300	08/24/80	R	San Jose State	Downey, Calif.
75	Soriano, Jamil	G/T	6-4	310	05/11/81	R	Harvard	Plainview, N.Y.

## HEAD COACH: BILL BELICHICK

**ASSISTANTS:** Romeo Crennel, Defensive Coordinator/Defensive Line; Brian Daboll, Wide Receivers; Jeff Davidson, Assistant Offensive Line/Tight Ends; Ivan Fears, Running Backs; John Hufnagel, Quarterbacks; Josh McDaniels, Coaching Assistant; Pepper Johnson, Inside Linebackers; Eric Mangini, Defensive Backs; Markus Paul, Assistant Strength and Conditioning; Rob Ryan, Outside Linebackers; Dante Scarnecchia, Assistant Head Coach/Offensive Line; Brad Seely, Special Teams; Charlie Weis, Offensive Coordinator; Mike Woicik, Strength and Conditioning.





# 2003 NUMERICAL ROSTER

#	NAME	POS	HT	WT	AGE	YR	COLLEGE	HOW ACQ.	G/S/D/I
4	Adam Vinatieri	K	6-0	202	30	8	South Dakota State	FA-96	12/0/0/0
6	Rohan Davey	QB	6-2	245	25	2	Louisiana State	D4a-02	1/0/2/9
8	Brooks Barnard	P	6-2	194	24	R	Maryland	FA-03	0/0/0/0
12	Tom Brady	QB	6-4	225	26	4	Michigan	D6b-00	12/12/0/0
17	Dedric Ward	WR	5-9	187	29	7	Northern Iowa	FA (MIA)-03	2/0/0/0
19	Damon Huard	QB	6-3	215	30	7	Washington	UFA (MIA)-01	0/0/10/2
21	Michael Cloud	RB	5-10	205	28	5	Boston College	UFA (KC)-03	5/1/0/3
22	Asante Samuel	CB	5-10	185	22	R	Central Florida	D4b-03	12/1/0/0
23	Antwan Harris	DB	5-9	194	26	4	Virginia	D6a-00	10/1/0/2
24	Ty Law	CB	5-11	200	29	9	Michigan	D1-95	11/11/0/1
26	Eugene Wilson	DB	5-10	195	23	R	Illinois	D2a-03	12/11/0/0
30	Je'Rod Cherry	S	6-1	210	30	8	California	FA-01	7/0/0/5
32	Antowain Smith	RB	6-2	232	31	7	Houston	FA (BUF)-01	9/4/0/3
33	Kevin Faulk	RB	5-8	202	27	5	Louisiana State	D2-99	11/7/0/1
34	Chris Akins	S	5-11	200	27	5	Arkansas Pine-Bluff	UFA (CLE)-03	11/0/0/1
35	Patrick Pass	FB	5-10	217	25	4	Georgia	D7b-00	9/1/0/0
37	Rodney Harrison	S	6-1	220	30	10	Western Illinois	FA (SD)-03	12/12/0/0
38	Tyrone Poole	CB	5-8	188	31	8	Fort Valley State	UFA (DEN)-03	12/12/0/0
39	Shawn Mayer	S	6-0	202	24	R	Penn State	FA-03	5/0/0/0
48	Tully Banta-Cain	LB	6-2	250	23	R	California	D7b-03	6/0/0/0
50	Mike Vrabel	LB	6-4	261	28	7	Ohio State	UFA (PIT)-01	9/6/0/3
51	Don Davis	LB	6-1	235	30	8	Kansas	UFA (STL)-03	11/0/0/1
52	Ted Johnson	LB	6-4	253	31	9	Colorado	D2-95	4/2/0/8
53	Larry Izzo	LB	5-10	228	29	8	Rice	UFA (MIA)-01	12/0/0/0
54	Tedy Bruschi	LB	6-1	247	30	8	Arizona	D3-96	12/12/0/0
55	Willie McGinest	LB	6-5	270	31	10	Southern Cal	D1-94	9/7/0/2
58	Matt Chatham	LB	6-4	250	26	4	South Dakota	CW (STL)-00	12/4/0/0
60	Wilbert Brown	G	6-2	320	26	3	Houston	CW (WAS)-03	2/0/1/6
63	Joe Andruzzy	G	6-3	312	28	7	Southern Connecticut St.	FA-00	12/12/0/0
65	Damien Woody	C/G	6-3	320	26	5	Boston College	D1a-99	10/10/0/2
66	Lonie Paxton	LS	6-2	260	25	4	Sacramento State	FA-00	12/0/0/0
67	Dan Koppen	G	6-2	296	24	R	Boston College	D5-03	12/11/0/0
68	Tom Ashworth	T	6-6	305	26	2	Colorado	FA-01	12/9/0/0
71	Russ Hochstein	G	6-4	305	26	3	Nebraska	FA-03	11/1/0/0
72	Matt Light	T	6-4	305	25	3	Purdue	D2-01	12/12/0/0
76	Brandon Gorin	T	6-6	308	25	2	Purdue	FA-03	5/0/4/3
80	Troy Brown	WR	5-10	196	32	11	Marshall	D8-93	9/8/0/3
81	Bethel Johnson	WR	5-11	200	24	R	Texas A&M	D2b-03	12/4/0/0
82	Daniel Graham	TE	6-3	257	25	2	Colorado	D1-02	10/6/0/2
83	Deion Branch	WR	5-9	193	24	2	Louisville	D2-02	11/8/0/1
84	Fred Baxter	TE	6-3	268	32	11	Auburn	FA (CHI)-02	10/0/1/1
85	J.J. Stokes	WR	6-4	225	31	9	UCLA	FA (JAX)-03	2/0/0/0
87	David Givens	WR	6-0	212	23	2	Notre Dame	D7b-02	9/1/0/3
88	Christian Fauria	TE	6-4	250	32	9	Colorado	UFA (SEA)-02	12/10/0/0
90	Dan Klecko	DL	5-11	283	22	R	Temple	D4a-03	10/1/0/2
91	Bobby Hamilton	DE	6-5	280	32	9	Southern Mississippi	UFA (NYJ)-00	12/12/0/0
92	Ted Washington	NT	6-5	365	35	13	Louisville	TR (CHI)-03	6/6/0/6
93	Richard Seymour	DL	6-6	310	24	3	Georgia	D1-01	11/11/0/1
94	Ty Warren	DL	6-5	300	22	R	Texas A&M	D1-03	12/4/0/0
95	Roman Phifer	LB	6-2	248	35	13	UCLA	FA (NYJ)-01	12/11/0/0
96	Rick Lyle	DL	6-5	285	32	10	Missouri	UFA (NYJ)-02	7/1/0/5
97	Jarvis Green	DL	6-3	290	24	2	Louisiana State	D4b-02	12/5/0/0
98	Anthony Pleasant	DE	6-5	280	35	14	Tennessee State	UFA (SF)-01	8/0/0/4

## RESERVE LIST / INJURED

59	Rosevelt Colvin	LB	6-3	250	26	5	Purdue	UFA (CHI)-03	2/2/0/1
77	Mike Compton	G/C	6-6	310	33	11	West Virginia	UFA (DET)-01	2/2/0/1
16	Kliff Kingsbury	QB	6-3	220	24	R	Texas Tech	D6-03	0/0/0/0
70	Adrian Klemm	T	6-3	312	26	4	Hawaii	D2-00	3/3/0/3
44	Fred McCrary	FB	6-0	247	30	7	Mississippi State	FA (SD)-03	6/3/0/3
64	Gene Mruczkowski	OL	6-2	305	23	R	Purdue	FA-03	0/0/0/0
61	Stephen Neal	G	6-4	305	27	2	Cal State-Bakersfield	FA-01	0/0/0/0
86	David Patten	WR	5-10	190	29	7	Western Carolina	UFA (CLE)-01	6/5/0/3

## HEAD COACH: BILL BELICHICK

**ASSISTANTS:** Romeo Crennel, Defensive Coordinator/Defensive Line; Brian Daboll, Wide Receivers; Jeff Davidson, Assistant Offensive Line/Tight Ends; Ivan Fears, Running Backs; John Hufnagel, Quarterbacks; Josh McDaniels, Coaching Assistant; Pepper Johnson, Inside Linebackers; Eric Mangini, Defensive Backs; Markus Paul, Assistant Strength and Conditioning; Rob Ryan, Outside Linebackers; Dante Scarnecchia, Assistant Head Coach/Offensive Line; Brad Seely, Special Teams; Charlie Weis, Offensive Coordinator; Mike Woick, Strength and Conditioning.

Ages as of Dec. 7, 2003



# UNOFFICIAL DEPTH CHART

Unofficial depth chart compiled by Patriots Media Relations, Dec. 3, 2003

## OFFENSE

<b>WR:</b> 83 Deion Branch (11/8/0/1)	<u>81 Bethel Johnson (12/4/0/0)</u>	17 Dedric Ward (2/0/0/0)
<b>LT:</b> 72 Matt Light (12/12/0/0)	68 Tom Ashworth (12/9/0/0)	
<b>LG:</b> 65 Damien Woody (10/10/0/2)	60 Wilbert Brown (2/0/1/6)*	
<b>C:</b> <u>67 Dan Koppen (12/11/0/0)</u>	65 Damien Woody (10/10/0/2)	
<b>RG:</b> 63 Joe Andruzzi (12/12/0/0)	71 Russ Hochstein (11/1/0/0)	
<b>RT:</b> 68 Tom Ashworth (12/9/0/0)	76 Brandon Gorin (5/0/4/3)	
<b>TE:</b> 88 Christian Fauria (12/10/0/0)	82 Daniel Graham (10/6/0/2)	84 Fred Baxter (10/0/1/1)
<b>WR:</b> 80 Troy Brown (9/8/0/3)*	87 David Givens (9/1/0/3)	85 J.J. Stokes (2/0/0/0)
<b>QB:</b> 12 Tom Brady (12/12/0/0)	6 Rohan Davey (1/0/2/9)	19 Damon Huard (0/0/10/2)*
<b>RB:</b> 33 Kevin Faulk (11/7/0/1)	21 Michael Cloud (5/1/0/3)	32 Antowain Smith (9/4/0/3)*
<b>FB:</b> 35 Patrick Pass (9/1/0/0)		

## DEFENSE

<b>LE:</b> 91 Bobby Hamilton (12/12/0/0)	<u>94 Ty Warren (12/4/0/0)</u>	98 Anthony Pleasant (7/0/0/5)*
<b>NT:</b> 92 Ted Washington (6/6/0/6)	<u>90 Dan Klecko (10/1/0/2)</u>	<u>94 Ty Warren (12/4/0/0)</u>
		96 Rick Lyle (7/1/0/5)*
<b>RE:</b> 93 Richard Seymour (11/11/0/1)	97 Jarvis Green (12/5/0/0)	
<b>OLB:</b> 55 Willie McGinest (10/7/0/2)	58 Matt Chatham (12/4/0/0)	<u>48 Tully Banta-Cain (6/0/0/0)</u>
<b>ILB:</b> 54 Tedy Bruschi (12/12/0/0)	53 Larry Izzo (12/0/0/0)	
<b>ILB:</b> 52 Ted Johnson (4/2/0/8)	51 Don Davis (11/0/0/1)	
<b>OLB:</b> 95 Roman Phifer (12/11/0/0)	50 Mike Vrabel (9/6/0/3)	
<b>LCB:</b> 24 Ty Law (11/11/0/1)	<u>22 Asante Samuel (12/1/0/0)</u>	
<b>RCB:</b> 38 Tyrone Poole (12/12/0/0)	<u>22 Asante Samuel (12/1/0/0)</u>	
<b>S:</b> <u>26 Eugene Wilson (12/11/0/0)</u>	39 Shawn Mayer (5/0/0/0)	23 Antwan Harris (10/1/0/2)*
<b>S:</b> 37 Rodney Harrison (12/12/0/0)	34 Chris Akins (11/0/0/1)*	30 Je'Rod Cherry (7/0/0/5)

## SPECIAL TEAMS

<b>K:</b> 4 Adam Vinatieri (12/0/0/0)	13 Ken Walter (12/0/0/0)	
<b>P:</b> 8 Brooks Barnard (0/0/0/0)	4 Adam Vinatieri (12/0/0/0)	
<b>H:</b> 19 Damon Huard (0/0/10/2)*	8 Brooks Barnard (0/0/0/0)	
<b>PR:</b> 38 Tyrone Poole (12/12/0/0)	33 Kevin Faulk (11/7/0/1)	80 Troy Brown (9/8/0/3)*
<b>KR:</b> <u>81 Bethel Johnson (12/4/0/0)</u>	35 Patrick Pass (9/1/0/0)	21 Michael Cloud (5/1/0/3)
<b>LS:</b> 66 Lonie Paxton (12/0/0/0)	71 Russ Hochstein (11/1/0/0)	

Rookies and First-Year Players are Underlined. Last week's inactive players are marked with an asterisk (\*).

## PATRIOTS PRONUNCIATION GUIDE

Tedy Bruschi ..... Teddy★BREW-ski	Damon Huard ..... HUE-ard	Antowain Smith ..... AN-twon
Christian Fauria ..... FOUR-ee-ay	Dan Koppen ..... COPE-en	Adam Vinatieri ..... vin-a-TERRY
Russ Hochstein ..... HOKE-stine	Lonie Paxton ..... Lonnie	



# INSIDE THE NUMBERS

## SEVEN YEARS AND COUNTING

**100-63**

The Patriots' record in preseason, regular-season and postseason games since 1996 (.613 win pct.).

**73-51**

The Patriots' regular-season record since 1996 (.589 win pct.).

**6-3**

The Patriots' postseason record since 1996 (.667 win pct.).

**21-9**

The Patriots' preseason record since 1996 (.700 win pct.).

## MILESTONES IN SIGHT

**6**

The number of points needed by Adam Vinatieri to reach the 900-point mark for his career and become just the second Patriots player (Gino Cappelletti, 1,130) to reach that threshold.

**500**

The number of passing yards Tom Brady needs to reach the 10,000-yard mark for his career and become the fifth Patriots passer to break that barrier (joining Drew Bledsoe, Steve Grogan, Vito Parilli and Tony Eason).

**2**

The number of touchdown passes Brady needs to move past Jim Plunkett (62) into fourth place on the Patriots' all-time passing touchdowns list. Last week against Indianapolis, Brady passed Eason to move into fifth place on the list.

## NO PASSING ZONE

**94**

The number of pass defenses New England defenders have been credited with, a figure that leads the NFL. Houston ranks second with 79 pass defenses, while Baltimore ranks third with 78.

**10**

The number of touchdown passes the Patriots have given up through 12 games, tied for league lead with Miami and the New York Jets.

**61.7**

The cumulative quarterback rating of Patriots opponents this season, the lowest in the NFL. (Tampa Bay is second at 63.1, and Baltimore is third at 68.1).

**53.6**

The completion percentage of New England's opposing quarterbacks. The figure ranks third in the NFL behind Dallas (49.5 percent) and Denver (51.8 percent).

**18**

The number of interceptions the Patriots have recorded so far this season, tying them for third in the AFC with Baltimore. Only Kansas City (21 picks) and Miami (20), have more interceptions than New England in the AFC.

## GOING DEEP

**7**

The number of pass plays Tom Brady has converted for 45 yards or more this season.

**4**

The number of pass plays of 45 yards or more that Brady converted in November.

**2**

The number of passes of more than 45 yards Brady completed in his career before this season.

## THE KRAFT ERA

**99**

The number of consecutive Patriots preseason, regular-season and postseason home games that have been sold out since Robert Kraft bought the team in 1994.

**209**

The number of consecutive Patriots games that have been televised locally.

**68-33**

The Patriots record at home since 1994, including preseason, regular-season and postseason games.

**14-3**

The Patriots record at Gillette Stadium, including preseason and regular-season games (.824 win pct.).

## THE BELICHICK ERA

**32-11**

Bill Belichick's record in his last 43 games as the head coach of the Patriots (.744 win pct). It's the best record of any NFL head coach over that span.

**38-25**

Bill Belichick's overall record as head coach of the Patriots, including the playoffs.

**.603**

Belichick's overall winning percentage as Patriots head coach, establishing the highest winning percentage of any coach in franchise history, including postseason games.

## NOT HALF BAD

**18**

The number of consecutive games the Patriots have won when leading at halftime.

**22-1**

The Patriots record in their last 23 games in which they have led at halftime.

**23**

The number of consecutive games the Patriots have won when leading after three quarters, leading the NFL.

## THIRD DOWN DOMINANCE

**5**

The number of times the Patriots have held their opponents under 30 percent on third downs this season.

**3**

The number of times the Patriots held their opponents under 30 percent on third downs all of last season.

**11-1**

The Patriots record in their last 12 games when holding their opponents under 30 percent on third downs.

## TURNING OVER WINS

**7-0**

The Patriots' record this season when they maintain a positive or even turnover differential.

**3-2**

The Patriots' record when they turn the ball over more than their opponents.

**18-2**

The Patriots' record since the beginning of the 2001 season when they maintain a positive turnover differential.

**+7**

The Patriots' turnover differential this season, ranking them third in the AFC.