



NEW ENGLAND PATRIOTS

PRESS RELEASE

Contact: Stacey James, Director of Media Relations ★ Michelle L. Murphy ★ Casey O'Connell
Gillette Stadium ★ One Patriot Place ★ Foxborough, MA 02035 ★ 508-384-9105 ★ fax: 508-543-9053
staceyj@patriots.com ★ michellel@patriots.com ★ caseyo@patriots.com

AFC EAST CHAMPIONS HOST JAGUARS AT GILLETTE STADIUM

MEDIA SCHEDULE

Wednesday, Dec. 10

10:45 – 11:15 Coach Belichick Press Availability in Media Workroom
11:15 – 11:55 Open Locker Room
12:45 – 1:05 Access to Practice (Photographers and camera operators only)

Jacksonville Conference Calls—

1:30 Quarterback Byron Leftwich
2:35 Head Coach Jack Del Rio

Thursday, Dec. 11

10:45 – 11:15 Coach Belichick Press Availability in Media Workroom
11:15 – 11:55 Open Locker Room
12:45 – 1:05 Access to Practice (Photographers and camera operators only)

Friday, Dec. 12

10:30 – 11:00 Coach Belichick Press Availability in Media Workroom
11:00 – 11:35 Open Locker Room
12:00 – 12:15 Access to Practice (Photographers and camera operators only)

Saturday, Dec. 13

Team Walkthrough – No Media Availability

Sunday, Dec. 14

1:00 Patriots vs. Jacksonville Jaguars

Monday, Dec. 15

11:45 – 12:15 Coach Belichick Press Availability in Media Workroom

2003 PATRIOTS SCHEDULE

Sun., Sept. 7	at Buffalo	L	0-31
Sun., Sept. 14	at Philadelphia	W	31-10
Sun., Sept. 21	N.Y. Jets	W	23-16
Sun., Sept. 28	at Washington	L	17-20
Sun., Oct. 5	Tennessee	W	38-30
Sun., Oct. 12	N.Y. Giants	W	17-6
Sun., Oct. 19	at Miami	W	19-13 ot
Sun., Oct. 26	Cleveland	W	9-3
Mon., Nov. 3	at Denver	W	30-26
Sun., Nov. 9	BYE WEEK		
Sun., Nov. 16	Dallas	W	12-0
Sun., Nov. 23	at Houston	W	23-20 ot
Sun., Nov. 30	at Indianapolis	W	38-34
Sun., Dec. 7	Miami	W	12-0
Sun., Dec. 14	Jacksonville	1:00	CBS
Sat., Dec. 20	at N.Y. Jets	8:30	ESPN
Sat., Dec. 27	Buffalo	1:30	CBS

AFC EAST STANDINGS

Teams	W	L	T	Pct.	PF	PA
x-NEW ENGLAND	11	2	0	.846	269	209
Miami Dolphins.....	8	5	0	.615	241	203
Buffalo Bills.....	6	7	0	.462	214	200
New York Jets.....	5	8	0	.385	240	255

x-Clinched Division Title

NEW ENGLAND PATRIOTS (11-2) vs. JACKSONVILLE JAGUARS (4-9)

Sunday, Dec. 14, 2003 ★ Gillette Stadium (68,436) ★ 1:00 p.m.

The 2003 AFC East Champion New England Patriots will host the Jacksonville Jaguars at Gillette Stadium this weekend, aiming to set franchise records for victories in a season and for consecutive wins. New England enters the game having tied club marks with 11 wins and nine victories in a row. The Patriots are 6-0 at Gillette Stadium this season (a team record) and will bid to treat the Foxborough Faithful to their eighth straight victory at home.

With a first round bye and home field advantage in the playoffs still up for grabs, the Patriots know they must remain focused and maintain their week-to-week outlook to maximize their playoff position. Jacksonville comes to Foxborough having won two games in a row, including a 27-0 shutout win over Houston last week. Led by rookie Head Coach Jack Del Rio, the Jaguars have started to jell, boasting the league's fifth-ranked defense. In their last four games, Jacksonville has allowed an average of just 8.3 points, presenting the Patriots with a first-rate challenge to test their playoff preparedness.

TELEVISION: This week's game will be televised by CBS. The game can be seen locally on WBZ-TV Channel 4 in Boston. **Greg Gumbel** will handle the play-by-play duties and **Phil Simms** will provide analysis. **Armen Keteyian** will provide reports from the sidelines throughout the game. Following the game, the Fifth Quarter postgame show can be seen on WBZ-TV Channel 4 in Boston.

RADIO: WBCN 104.1 FM is the flagship station for the Patriots Rock Radio Network. Play-by-play broadcaster **Gil Santos** is in his 27th season as the voice of the Patriots and calls the action along with Patriots Hall of Famer **Gino Cappelletti**. In 2003, Santos and Cappelletti celebrate their 20th season as a broadcast tandem.

PLAYOFF POSSIBILITIES

The AFC East Champions are assured of hosting a playoff game and control their playoff positioning with three games remaining. New England has now won seven division titles in its 44-year history, winning AFC East crowns in 2003, 2001, 1997, 1996, 1986 and 1978, and claiming the AFL East title in 1963.

If the Patriots win at least one more game...

...and the Colts lose at least one more game, New England would be able to clinch a first-round bye and host a divisional playoff game barring a three-way tie between the Patriots, Chiefs and Colts.

If the Patriots win all three remaining games...

...they will clinch the top seed in the AFC and home field advantage throughout the playoffs.

DEFENDING THEIR HOME TURF

The Patriots have not allowed their opponent to score a touchdown in their last four home games. According to the Elias Sports Bureau, the Patriots are the first team to allow no touchdowns in four consecutive home games within one season since the 1938 New York Giants. New England has kept its opponents out of the end zone on 52 consecutive drives at Gillette Stadium. Out of those 52 drives, 20 of them ended in New England territory and seven reached the Patriots' 20-yard line before they were stopped short of the end zone.

PATRIOTS FEVER

The Patriots' 12-0 win over the Dolphins earned a 43.8 rating (61 share) in the Boston television market, recording the highest regular-season television rating in team history. The rating means that on Sunday, 43.8 percent of the Boston market's 2.1 million television homes were watching the Patriots game. As a point of comparison, Last week's rating was 2.2 points higher than the rating for the Patriots' 2001 Divisional Playoff win over Oakland (40.6) and just 1.7 points shy of the Patriots 2001 AFC championship victory over Pittsburgh (45.5). The Patriots' victory in Super Bowl XXXVI earned a 56.1 rating and is the most-watched program in Boston television history.







THIS WEEK: PATRIOTS VS. JAGUARS

SERIES HISTORY

The Patriots and Jaguars will meet for just the fifth time overall and for the first time since the 1998 playoffs. Two of the four previous games between the teams have been playoff games, including the 1996 AFC Championship Game at Foxboro Stadium. In that contest, the Patriots beat the Jaguars 20-6 to advance to Super Bowl XXXI. The Patriots have won both of the regular-season matchups between the clubs, a 28-25 overtime win at Foxboro Stadium in September 1996, and a 26-20 victory at Alltel Stadium in December 1997. Both of the regular-season



games have been decided by less than a touchdown, while the two playoff games between the teams have been decided by two touchdowns or more. Jacksonville is the final AFC South team on the Patriots' schedule this season, and New England has won all three of their previous games against their Southern foes.

PATRIOTS 3, JAGUARS 1

Date	Result	+/-	Stadium
09/22/96	Patriots 28, Jaguars 25 (OT)	+3	Foxboro
01/12/97	Patriots 20, Jaguars 6*	+14	Foxboro
12/07/97	Patriots 26, Jaguars 20	+6	Alltel
01/03/99	Jaguars 25, Patriots 10^	-15	Alltel

*-AFC Championship Game

^ -Wild Card Game

SERIES TRENDS

Record in New England	2-0 (1-0 in playoffs)
Record in Jacksonville	1-1 (0-1 in playoffs)
Total Points in the Series	Patriots 84, Jaguars 76
Bill Belichick vs. Jacksonville	0-2 (0-0 with New England)
Jack Del Rio vs. New England	First Meeting

HOME COOKING

The Patriots are 11-3 (.786) at Gillette Stadium since their new home opened in 2002, including a 6-0 record this season. New England is 6-0 at home for the first time in team history. The Patriots have won nine of their last 10 home games and are 17-5 (.773) at home since 2001. Foxborough has proven to be a very hospitable place for the Patriots since Robert Kraft purchased the team in 1994. Since that time, the Patriots hold a 69-33 (.676) record at home, including preseason, regular-season and postseason games.

SAVING THE BEST FOR LAST

The Patriots have three games left in the 2003 season, and since Bill Belichick took over as head coach in 2000, the Patriots have saved their best football for the end of the season. Since 2000, New England is a combined 9-4 (.692) in the month of December. Last year, the Patriots were 2-2 in their last four games, following a 2001 season where they closed out with a 4-0 record.

PASSING PERFORMANCES

Tom Brady will match up against Jacksonville for the first time. Brady has compiled a record of 17-7 (.708) when facing a team for the first time. This season, he is 4-1 (.800) when facing new teams (Philadelphia, Washington, N.Y. Giants, Dallas and Houston). Three weeks ago, Brady was under center for the Patriots' 23-20 overtime win over Houston in his first game against the Texans.

SETTING THE MARK

The Patriots have established the best start in franchise history with an 11-2 record through 13 games. The Patriots' previous best 13-game start was in 1964 when they began the season with a 10-2-1 mark. The Patriots' 11 wins tie a franchise record for victories in a season. New England is currently on a nine-game winning streak, tying the overall club record for consecutive wins (nine, from Nov. 25, 2001 to Sept. 22, 2002), and setting a franchise record for consecutive wins in a single season. The Patriots' nine-game winning streak ties the Kansas City Chiefs for the longest winning streak in the NFL this season.

TALE OF THE TAPE

2003 Regular Season	New England	Jacksonville
Record	11-2	4-9
Divisional Standings	1st	4th
Total Yards Gained	4,151	4,310
Total Offense (Rank)	319.3 (17)	331.5 (14)
Rush Offense	96.8 (25)	123.2 (11)
Pass Offense	222.5 (9)	208.4 (13)
Points Per Game	20.7	17.6
Total Yards Allowed	3,735	3,667
Total Defense	287.3 (6)	282.1 (5)
Rush Defense	90.1 (4)	84.2 (2)
Pass Defense	197.2 (14)	197.8 (15)
Points Allowed/Game	16.1	20.3
Possession Avg.	30:47	30:20
Sacks Allowed/Yards Lost	28/189	25/126
Sacks Made/Yards	32/202	20/109
Interceptions By	20	14
Penalties Against/Yards	98/878	84/718
Punts/Avg.	75/37.2	58/41.6
Takeaway/Giveaway Ratio	+9	-2

THE LAST TIME

Jaguars 25, Patriots 10 – January 3, 1999

The Patriots fell behind early and could not recover in a 25-10 loss in a Wild Card matchup at Alltel Stadium. New England qualified for the playoffs for the third consecutive season by virtue of a 9-7 regular-season record. The Patriots were forced to travel to play Jacksonville, the Central Division champions and owners of an 11-5 record.

The Jaguars jumped out to a 12-0 halftime lead courtesy of a pair of field goals by Mike Hollis and a 13-yard run by Fred Taylor. But on their first possession of the second half, the Patriots started to chip back into the game. Scott Zolak led New England on a 17-play, 85-yard drive that ended in a 1-yard touchdown run by Robert Edwards that cut the Jaguars' lead to 12-7. After the Patriots defense forced a key three-and-out, New England got the ball back and promptly put together another scoring drive, closing the Jaguars' lead to 12-10 on a 27-yard field goal from Adam Vinatieri with 14:48 left in the game. But from there, the Jaguars took control of the game, extending their lead to 19-10 on a 37-yard pass from Mark Brunell to Jimmy Smith. The Patriots couldn't regain their offensive rhythm and Jacksonville got another pair of field goals from Hollis to close out the game and advance to the AFC Divisional Round with a 25-10 win.

MEDIA WEBSITE

All of the Patriots' up-to-date media materials are available 24 hours a day, 7 days a week on the Patriots' new media website. Visit media.patriots.com to sign up today.



THIS WEEK: PATRIOTS VS. JAGUARS

CONNECTIONS

- Patriots head coach Bill Belichick, while leading the Cleveland Browns, hired Terry McDonough as a scout. McDonough is now an Executive Scout with the Jaguars.
- Patriots quarterbacks coach John Hufnagel was the Jaguars quarterbacks coach in 2002.
- Patriots assistant strength & conditioning coach Markus Paul was born on April 1, 1966, in Orlando, Fla. He was an all-state quarterback and defensive back at Osceola High and led his team to the high school Citrus Bowl in 1983.
- Patriots quarterback Damon Huard saw his only postseason action as a quarterback against the Jaguars, completing 5-of-16 passes for 46 yards. (1/15/00)
- Patriots fullback Fred McCrary was born on September 19, 1972, in Naples, Fla. He gained more than 1,200 yards as a senior at Naples High School and was honored as the school's top athlete in 1991.
- Patriots defensive end Anthony Pleasant was born on Jan. 27, 1968, in Century, Fla.; he earned All-America, all-state and all-conference honors as a senior at Century High School.
- Patriots cornerback Asante Samuel was born on Jan. 6, 1981, in Ft. Lauderdale, Fla. He was the quarterback, defensive back, kicker and punter at Boyd Anderson (Ft. Lauderdale, Fla.) High, as well as a member of the basketball and baseball teams. Samuel's collegiate ball was played at Central Florida.
- Patriots wide receiver J.J. Stokes spent the first nine weeks of this season with the Jaguars, starting three of the six games he appeared in and catching 13 passes for 116 yards.
- Patriots nose tackle Ted Washington is originally from Tampa, Fla.
- Jaguars offensive line coach Paul Boudreau was born on December 30, 1949, in Arlington, Mass. He was a letterman in both football and baseball at Boston College (1971-73). Boudreau's first season of coaching was at Oxford (Mass.) High School in 1973, followed by two seasons at Boston College and three seasons at Maine. He returned to New England in 1997 to coach the Patriots for two seasons.
- Jaguars defensive line coach Ray Hamilton was a 14th round draft choice by the Patriots and a fixture on New England's defensive line from 1973 to 1981; he began his coaching career at New England (1985-89) and returned eight years later for another stint with the Patriots (1997-99). Hamilton's son Kadar spent a training camp with New England as well.
- Jacksonville fullback Marc Edwards spent the past two seasons with the Patriots, starting 23 of the 32 games he appeared in, as well as all three postseason appearances. While with New England, Edwards had 82 rushes for 237 yards and 48 receptions for 386 yards.

DEFENDING THEIR TERRITORY

The Patriots' defense has not allowed their opponents to score a single point at Gillette Stadium in 10 consecutive quarters of football. The last time an opponent scored at Gillette Stadium was when Phil Dawson of the Cleveland Browns converted a 29-yard field goal with 24 seconds left in the first half on Oct. 26. New England shut out Cleveland in the second half of its 9-3 win, then shut out the Dallas Cowboys, 12-0 on Nov. 16. and shut out the Dolphins, 12-0 on Nov. 7.

THE HEAD COACHES

BILL BELICHICK


Overall Record: 76-70 (.521)
Regular Season: 72-69 (.511)
Postseason: 4-1 (.800)
With New England overall: 39-25 (.609)
Overall since Oct. 26, 2001: 33-11 (.750)



Bill Belichick is celebrating his 29th consecutive season as an NFL coach, and has been one of the most successful coaches in the league over the past three decades. He has been a part of three Super Bowl championship teams, including the memorable victory in Super Bowl XXXVI that brought the Patriots their first title in franchise history. Belichick has ensured that the spark of the Super Bowl season ignited a run of success that will last well into the future. Since Oct. 14, 2001, the Patriots have blossomed, rattling off 33 wins in their last 44 games and making Belichick the winningest NFL Head Coach since Week Four of the 2001 season.

JACK DEL RIO

Overall Record: 4-9 (.308)
Regular Season: 4-9 (.308)
Postseason: 0-0 (.000)
With Jacksonville overall: 4-9 (.308)
Overall since Oct. 26, 2001: 4-9 (.308)



Jack Del Rio is in his first season as Jaguars head coach, assuming the helm of the team on January 17, 2003. Del Rio spent six seasons as an NFL assistant coach, including one season as a defensive coordinator for the Carolina Panthers in 2002. Prior to joining the Panthers, Del Rio was the linebackers coach for the Baltimore Ravens from 1999-2001, and earned a Super Bowl ring in 2000 as the Ravens posted one of the most dominant defensive performances in NFL history. Del Rio broke into the coaching ranks in 1997 as an assistant strength coach for the New Orleans Saints before becoming the Saints' linebackers coach the following season. He spent 11 seasons as an NFL linebacker, playing for the Saints, Chiefs, Cowboys and Vikings. He led Minnesota in tackles for three straight seasons (1992-94) and was selected to the 1994 Pro Bowl.

BACK-TO-BACK HOME SHUTOUTS

The Patriots have recorded shutouts in consecutive home games for the first time in team history. It's the third time in franchise history the Patriots have recorded two shutouts in a season. The other times New England notched twin blankings were in 1983 and 1982. Last week's 12-0 win over Miami was the 19th shutout in franchise history. Prior to this season, the Patriots had not recorded a shutout since 1996.

SOUTHERN HOSPITALITY

The Patriots have an all-time record of 62-41-1 (.601) against the teams that make up the AFC South. It is the only division in the NFL where the Patriots own a winning record against all of the teams they have played. New England owns winning marks against Tennessee (19-16-1), Indianapolis (39-24), Houston (1-0) and Jacksonville (3-1). In 2003, the Patriots are 3-0 against the AFC South, having beaten Tennessee on Oct. 5 (38-30), Houston on Nov. 23 (23-20 ot) and Indianapolis on Nov. 30 (38-34). This week against Jacksonville, the Patriots will make a bid for a clean sweep of the South in 2003.



LAST GAME: PATRIOTS 12, DOLPHINS 0

PATRIOTS 12, DOLPHINS 0

December 7, 2003 ★ Gillette Stadium (Att: 68,436)

	1	2	3	4	Final
Miami Dolphins	0	0	0	0	— 0
New England Patriots	3	0	0	9	— 12

The Patriots clinched the seventh division title in team history with a 12-0 shutout over the Dolphins in front of an enthusiastic crowd that braved a record snowstorm. The Patriots posted their second straight 12-0 shutout at Gillette Stadium and did not allow a touchdown for the fourth consecutive home game. New England's defense was responsible for nine fourth-quarter points that put the game away in what had been a tight defensive battle through three quarters. Tedy Bruschi jumped in to pick off a pass and returned it five yards for a touchdown, then Jarvis Green sacked Miami's Jay Fiedler in the end zone for a safety that sealed New England's 12-0 win and the AFC East crown.

MILESTONE SELLOUT STREAK

Last week's game against the Dolphins was the Patriots' 100th consecutive home sellout. New England has sold out every preseason, regular-season and postseason game since the first game of the 1994 regular season – the first regular-season home game under the ownership of Robert Kraft. In those 100 games, the Patriots recorded a 67-33 (.670) record in front of the Foxborough Faithful.

FULL TILT, FULL TIME

Patriots linebacker Tedy Bruschi became the first player in NFL history to return four consecutive interceptions for touchdowns. Against Miami, Bruschi returned a pick five yards for a touchdown to give the Patriots a 10-0 lead with 8:59 left in the game. It was the fourth interception Bruschi has returned for a touchdown in his career, ranking him second on the Patriots' all-time list behind Ty Law (6 INTs returned for TD). It was Bruschi's second interception returned for a touchdown this season (at Philadelphia), and it was the fifth defensive touchdown for the Patriots this season.

STRIP SACK

Rodney Harrison came up with a big defensive play when he sacked Jay Fiedler for a 12-yard loss and forced him to fumble as the Dolphins had marched to the Patriots' 10-yard line. Mike Vrabel recovered the fumble and thwarted the deepest Dolphins drive without allowing any points.

SACK ATTACK

Mike Vrabel and Richard Seymour opened up a sack attack on the Dolphins and quarterback Jay Fiedler after the Dolphins earned a first down at the Patriots' 35-yard line at the beginning of the fourth quarter. After Ty Law batted away a pass intended for Chris Chambers on first down, Vrabel broke through the line and dropped Fiedler for a 10-yard loss, setting up third-and-20. On third down, Richard Seymour sacked Fiedler again for a 13-yard loss, setting up the Dolphins' ninth punt of the day.

LAW AND ORDER

Ty Law snared his team-leading fifth interception of the season when he picked off a Jay Fiedler pass in the fourth quarter. It was the 34th career pick for Law, moving him to within two picks of Raymond Clayborn's franchise record (36).

SNOW BOOTS

Adam Vinatieri edged a 29-yard field goal just inside the left upright to give the Patriots a 3-0 lead with 1:46 left in the first quarter. The boot came through light snowfall before the precipitation ended midway through the second quarter. Vinatieri has 898 points in his career and needs two more points to join Gino Cappelletti (1,130 points) as the only two Patriots in team history to record over 900 points.

LET IT SNOW

According to local television reports, the Foxborough area received 30 inches of snow from Friday through Sunday nights. Last week's game began in light to moderate snowfall until the snow finally tapered off midway through the second quarter. It was the first game during which snow has fallen in Foxborough since the 2001 "Snow Bowl" playoff win over Oakland. It marks the fifth game played under snowfall in Foxborough. The Patriots are a perfect 5-0 in snowy games.

SNOW GAMES IN FOXBOROUGH (5-0)

Date	Opp.	Temp	Weather	W/L	Score
12/07/03	MIA	28	Cold, Snow, Wind	W	12-0
01/19/02	OAK	25	Snow, 3-5 inches	W	16-13 ot
12/04/83	NO	35	Cold, Snowing	W	7-0
12/12/82	MIA	22	Wind, Snow	W	3-0
12/10/78	BUF	28	Snow, Some Sun	W	26-24

HOT WHEN IT'S COLD

At kickoff against the Dolphins, the temperature was 28 degrees with a 17-degree wind chill. Including last week's 12-0 shutout, the Patriots are 12-2 when it's 35 degrees or colder since 1993, including a 3-1 record in the playoffs. The Miami game was the coldest Patriots game since the "Snow Bowl" against Oakland in the 2001 playoffs. That game was a frigid 25-degree affair, which the Patriots won, 16-13 in overtime, to advance to the AFC Championship Game.

COLDEST GAMES SINCE 1993 (12-2)

Date	Opp.	Temp	Notes	W/L	Score
12/26/93	IND	19	Wind Chill -21	W	38-0
12/21/96	at NYG	24	Wind Chill 18	W	23-22
01/19/02	OAK*	25	Snow	W	16-13 ot
12/10/95	NYJ	26	Wind Chill -4	W	31-28
01/12/97	JAX*	27	Wind Chill 0	W	20-6
12/07/03	MIA	28	Wind Chill 17	W	12-0
12/24/00	MIA	31	Wind Chill 17	L	24-27
11/26/95	at BUF	33	Flurries	W	35-25
12/16/01	at BUF	34	Wind Chill 17	W	12-9 ot
12/12/93	CIN	34	Wind Chill 10	W	7-2
12/17/00	at BUF	35	Snow/W.Chill 6	W	16-13 ot
11/23/97	MIA	35	Flurries/Drizzle	W	27-24
12/28/97	MIA*	35	Wind Chill 22	W	17-3
01/01/95	at CLE*	35	Wind Chill 20	L	13-20

*-playoffs

TIGHT "D"

The Patriots forced Miami's offense to go three-and-out on five of its six first-half possessions. The Patriots did not allow Miami to gain a first down until 7:43 remained in the first half. On their first three drives, the Dolphins gained just 16 yards of offense. On their last two drives of the second half, Miami had a net gain of -1 yard. On the Dolphins' first series of the game, Ty Law set the tone by leaping in on third down to bat a pass away from the waiting arms of Chris Chambers. New England's tough pass defense also forced third-down incompletions on the Dolphins' second and third series.

PUSH 'EM BACK

Willie McGinest and Rodney Harrison came up with two big plays leading to losses of yardage as the Patriots stalled two second-quarter drives by Miami. Midway through the second quarter, with the Dolphins positioned at their own 49-yard line and poised to break into Patriots territory, McGinest sacked Jay Fiedler for a loss of seven yards, setting up a third-and-14. On third down, Harrison busted into the Dolphins' backfield to drag down Travis Minor for a 5-yard loss after he grabbed a pass from Fiedler. The Dolphins were forced to punt on the next play. On the Dolphins' next possession, the Patriots allowed Ricky Williams a total of just one yard on three carries to force their fifth three-and-out of the game.



TEAM NEWS AND NOTES

FANTASTIC FINISHES

One of the oldest mantras in sports is that it doesn't matter where you start a season, but it does matter where you finish it. The Patriots have done a remarkable job of finishing strong over the past two-plus seasons, as they have compiled a 22-4 (.846) record after November 1 since the 2001 season. In 2001, the Patriots hit their groove as the calendar turned to the 11th month, winning 11 of their last 12 games en route to the Super Bowl XXXVI title.

Season	Pre-11/1	Post-11/1	Totals
2001.....	3-4.....	11-1.....	14-5*
2002.....	3-4.....	6-3.....	9-7
2003.....	6-2.....	5-0.....	11-2
Totals	12-10	22-4	34-14

*-Includes Playoffs

ROLLING START

Through 13 games, the Patriots have used almost enough different starters to field two full teams of offense and defense. New England has used 42 different starters through its first 12 games and has clinched the AFC East title with an 11-2 record. Players who have started for the Patriots have missed a total of 87 games because of injuries, and five opening day starters are on injured reserve. New England has used a different combination of 22 starters in each game and has only been able to start the same offensive lineup in consecutive games on one occasion (Weeks 12-13). On defense, the Patriots have used eight different combinations in their 13 games. Despite the changing lineups, the Patriots and their coaching staff have seamlessly made transitions with multiple starters out of the lineup, winning nine games in a row and 11 of their last 12 games.

BREAKDOWN OF PATRIOTS STARTERS

GS=Game Started; GM=Game Missed due to injury

DEFENSE	GS	GM	OFFENSE	GS	GM
20 Starters	143	32	22 Starters	143	55

DEFENSIVE LINE (7)

B. Hamilton	13	-
R. Seymour	12	1
J. Green	5	-
T. Washington	7	6
T. Warren	4	-
R. Lyle	1	-
D. Klecko	1	-

LINEBACKER (7)

T. Bruschi	13	-
R. Phifer	12	-
M. Vrabel	7	3
W. McGinest	8	2
M. Chatham	4	-
R. Colvin-IR	2	11
T. Johnson	2	8

CORNERBACK (3)

T. Poole	13	-
T. Law	12	1
A. Samuel	1	-

SAFETY (3)

R. Harrison	13	-
E. Wilson	12	-
A. Harris	1	-

*-Released with an injury settlement after six games

OFFENSIVE LINE (8)

J. Andruzzi	13	-
M. Light	13	-
D. Koppen	12	-
D. Woody	11	2
T. Ashworth	10	-
A. Klemm-IR	3	9
M. Compton-IR	2	11
R. Hochstein	1	-

WIDE RECEIVER (5)

T. Brown	8	4
D. Branch	9	1
D. Patten-IR	5	7
B. Johnson	4	-
D. Givens	2	3

QUARTERBACK (1)

T. Brady	13	-
----------	----	---

RUNNING BACK (3)

K. Faulk	7	1
A. Smith	5	2
M. Cloud	1	-

FULLBACK (3)

F. McCrary-IR	3	6
L. Centers	2	7*
P. Pass	1	-

TIGHT END (2)

C. Fauria	11	-
D. Graham	7	2

2003 PATRIOTS AWARD WINNERS

LB Teddy Bruschi	AFC Defensive Player of the Week (Wk. 2)
CB Asante Samuel	Pepsi NFL Rookie of the Week (Wk. 3) Players Inc. Rookie of the Week (Wk. 3)
DL Richard Seymour	AFC Sp. Teams Player of the Week (Wk. 7)
TE Daniel Graham	AFC Offensive Player of the Week (Wk. 8)
QB Tom Brady	AFC Offensive Player of the Week (Wk. 9) FedEx Air Player of the Week (Wk. 9) MNF Snickers Hungriest Player (Wk. 9)
Coach Bill Belichick	Staples NFL Coach of the Week (Wk.11)
WR Bethel Johnson	AFC Special Teams Player of the Week (Wk 13)
LB Willie McGinest	Levitra Play of the Week (Wk 13)

WORKING OVERTIME

The Patriots have won their last eight overtime games (including the playoffs). The Patriots' eight-game overtime winning streak is the longest in NFL history. The Patriots have won two overtime games this season, defeating the Dolphins 19-13 in Miami and defeating the Texans 23-20 in Houston. New England has not lost in overtime since Buffalo won 16-13 at Foxboro Stadium on Nov. 5, 2000. Since that time, the Patriots have won eight straight, including five games in which they scored on their first possession of overtime.

DATE	OPP	WINNING PLAY	DRIVE INFO	FINAL SCORE
11/23/03	at HOU	28-yd FG	9 plays, 76 yards; 3:39	23-20
10/19/03	at MIA	82-yd TD	1-82; 0:12	19-13
12/29/02	vs. MIA+	35-yd FG	7-43; 2:03	27-24
09/22/02	vs. KC+	35-yd FG	9-53; 4:40	41-38
01/19/02	vs. OAK+*	23-yd FG	15-61; 8:29	16-13
12/16/01	at BUF+	23-yd FG	8-75; 3:18	12-9
10/14/01	vs. SD+	44-yd FG	6-51; 2:59	29-26
12/17/00	at BUF	24-yd FG	14-83; 5:56	13-10
11/05/00	vs. BUF	32-yd FG	6-52-2:50	L, 13-16

*playoffs

+NE scored on its first possession in overtime

O.T. IS THE PLACE TO BE

The Patriots have won eight straight overtime games and own the longest overtime winning streak in NFL history, including playoff games. The streak includes New England's 16-13 "Snow Bowl" win over Oakland in the 2001 Divisional Playoffs (01/19/02).

MOST CONSECUTIVE OVERTIME VICTORIES

Wins	Team	Dates
8*New England	2000-present
7Denver	1978-1985
6Washington	1976-1987
6Pittsburgh.....	1994-1997
5Many Times	

*-Includes one playoff game

HOLDING THE LEAD

The Patriots lead the NFL with 24 consecutive victories when holding a lead entering the fourth quarter. The last time New England lost a game in which it held a fourth-quarter lead was on Dec. 24, 2000, when it led Miami 24-17 entering the fourth quarter and ended up losing, 27-24. Since then, the Patriots have won six games in which they trailed or were tied entering the fourth quarter. New England was 10-0 when leading after three quarters in 2001, won all six games in 2002 and has won eight in a row in 2003.

CONSECUTIVE WINS / LEADING AFTER THREE QUARTERS

New England Patriots	24
Tennessee Titans	18
Kansas City Chiefs.....	13



TEAM NEWS AND NOTES

BELICHICK'S PATRIOTS RENAISSANCE

Patriots Head Coach Bill Belichick was facing one of the biggest challenges of his coaching career on Oct. 14, 2001. Going into a game against the San Diego Chargers at Foxboro Stadium, the coach was faced with a 1-3 record, a young quarterback and a team that few people expected would eventually hoist the Lombardi Trophy less than four months later. The Patriots rebounded from a 10-point deficit and won that day, topping San Diego 29-26 in overtime and igniting a run that took New England to the top of the NFL world in winning Super Bowl XXXVI. The victory also started a run that has seen Belichick compile the best record of any NFL head coach since Week Four of the 2001 season, leading his team to wins in 33 of its last 44 games. The remarkable run includes postseason play, where Belichick and the Patriots own a perfect 3-0 record.

NFL COACHES RECORDS SINCE WEEK FOUR, 2001

Coach	Team	W	L	T	Pct.
Bill Belichick	NE	33	11	0	.750
Andy Reid	PHI	34	12	0	.739
Mike Sherman	GB	29	15	0	.659
Mike Martz	STL	29	15	0	.659
Jeff Fisher	TEN	28	16	0	.636
Jon Gruden	OAK/TB	29	17	0	.630
Bill Cowher	PIT	28	17	1	.620
Bill Parcells	DAL	8	5	0	.615
Tony Dungy	TB/IND	27	17	0	.614
Dave Wannstedt	MIA	25	17	0	.595
Dick Vermeil	KC	24	17	0	.585
Steve Mariucci	SF/DET	24	20	0	.545
Marvin Lewis	CIN	7	6	0	.538
Mike Holmgren	SEA	22	19	0	.537
Mike Shanahan	DEN	22	19	0	.537
Brian Billick	BAL	23	20	0	.535
Herman Edwards	NYJ	23	21	0	.523
John Fox	CAR	15	14	0	.517
Bill Callahan	OAK	16	16	0	.500
Jim Haslett	NO	20	22	0	.476
Mike Tice	MIN	14	16	0	.467
Dick Jauron	CHI	20	23	0	.465
Marty Schottenheimer	WAS/SD	19	22	0	.463

MEETING THE CHALLENGE

The Patriots have been forced to face some of the NFL's elite defenses this season and have responded with victories. New England has played four games against teams with defenses ranked in the top six in the league heading into the game, including matchups with the top two defenses in consecutive games (Denver and Dallas). Below are the results of New England's games against tough defenses.

Date	Opponent	Tot.	Def. Rank*	Run	Pass	W/L	Score
10/05/03	Tennessee	5	3	19		W	38-30
10/26/03	Cleveland	6	27	1		W	9-3
11/03/03	at Denver	2	10	5		W	30-26
11/16/03	Dallas	1	3	1		W	12-0

*Opposing defense's rank entering the game

TURNING OVER WINS

The Patriots are 8-0 this season when they record a positive or even turnover ratio, and are 3-2 when they have a negative turnover ratio. Since the beginning of the 2001 season, the Patriots are 20-2 when they record a positive turnover differential. New England notched a +5 turnover differential in its Week Six win over the New York Giants. It was their greatest turnover advantage since they also came out ahead by five turnovers in a 27-17 win over Buffalo (12/08/02). New England ranks third in the AFC with a +9 turnover differential this season.

RIISING TO THE OCCASION

The Patriots are 7-0 this season against teams that currently have winning records, showing their ability to beat the NFL's top teams. New England has beaten two 10-3 teams (Indianapolis and Philadelphia). The Patriots also have beaten a 9-4 team (Tennessee) and two 8-5 teams (Denver and Miami). New England is the only team in the NFL with eight or more wins to have won more than three games against teams with records above .500.

RECORDS AGAINST OPPOSITION ABOVE .500

Team	Overall Record	Record vs Winning teams
New England	11-2	7-0
Kansas City	11-2	3-2
Indianapolis*	10-3	3-2
Philadelphia*	10-3	3-2
St. Louis	10-3	3-1
Tennessee*	9-4	2-3
Carolina	8-5	1-3
Dallas*	8-5	2-3
Miami*	8-5	2-4
Seattle	8-5	1-4
Minnesota	8-5	3-2
Denver*	8-5	2-4
Baltimore	8-5	3-4
Cincinnati	7-6	2-2

*-Teams New England has defeated

BEAST OF THE EAST

The Patriots are 12-3 in their last 15 games against the AFC East. New England has the best record among AFC East teams in division games since the beginning of the 2001 season (13-5). The New York Jets are second with a 10-8 record. Miami has gone 9-9 in the division since 2001 and Buffalo has a 5-13 record (see below).

Team	Division W-L Since 2001	Team	Division W-L Since 2001
New England	13-5	Miami	9-9
New York Jets	10-8	Buffalo	5-13

STINGY ON THIRD DOWN

The Patriots rank fifth in the NFL in allowing their opponents just 58 conversions in 188 third-down opportunities (30.9 percent). In 2002, the Patriots allowed their opponents to convert on third down 43 percent of the time. So far this season, the Patriots have held their opponents to less than a 30 percent third-down conversion rate on six separate occasions and have won five of the six games, including a 12-0 shutout win over Miami to clinch the AFC East title. Over a three-game span from Weeks Two through Four, the Patriots allowed their opponents just seven conversions in 38 tries (18.4 percent).

HOLDING OPPONENT TO UNDER 30% ON THIRD DOWN

Date	Opponent	Made/Att	Pct.	W/L
09/14/03	at Philadelphia	3/14	21	W
09/21/03	N.Y. Jets	1/13	8	W
09/28/03	at Washington	3/11	27	L
10/26/03	Cleveland	3/14	21	W
11/03/03	at Denver	4/14	29	W
12/07/03	Miami	4/18	22	W

FOURTH QUARTER QUALITY

The fourth quarter has been the Patriots' most productive segment of the game so far this season. New England has netted 80 fourth-quarter points, while allowing their opponents just 59 fourth-quarter points this season.



PATRIOTS IN THE PLAYOFFS

WRAPPING IT UP

The Patriots clinched their seventh division title with their 12-0 win over Miami on Dec. 7. It is the earliest point in the season at which the Patriots have clinched a division title. Four of the Patriots' previous six division titles were clinched on the final day of the season, with a fifth being clinched in a tie-breaking playoff game in 1963. Before this season, the only other time the Patriots had clinched a division title with games left on the schedule was in 1978, when New England wrapped up the AFC East on Dec. 10, 1978, with one game left in the season.

PATRIOTS DIVISION-CLINCHING GAMES

Year	Date Clinched	Division Title	Opp.	Final Score	Final Record	2nd Place
2003	12/07/03		MIA	12-0	?-?	???
2001	01/06/02 [^]	at CAR		38-6	11-5	MIA (11-5) ¹
1997	12/22/97 [^]	at MIA		14-12	10-6	MIA (9-7)
1996	12/21/96 [^]	at NYG		23-22	11-5	BUF (10-6)
1986	12/22/86 [^]	at MIA		34-27	11-5	NYJ (10-6)
1978	12/10/78		BUF	26-24	11-5	MIA (11-5) ¹
1963	12/28/63 [*]	at BUF		26-8	7-6-1	BUF (7-6-1) ²

[^]-- Season Finale

^{*}-- Division-deciding AFL playoff in Buffalo, N.Y.

NOTE: New England clinched in 1978 with one game remaining.

TIEBREAKER EXPLANATIONS

1. New England finished ahead of Miami based on better division record (6-2 to Dolphins' 5-3)
2. Boston defeated Buffalo in a divisional playoff game to claim the division crown and advance to the AFL Championship Game

CLINCHING DIVISION AT HOME

This season marks the second time the Patriots have clinched a division title at home and the first time since 1978. Out of their six previous division titles, the Patriots clinched just one at home. On Dec. 10, 1978, New England defeated the Buffalo Bills, 26-24, at Schaefer Stadium to claim just the second division title in franchise history and the team's first crown since the AFL-NFL merger. On a frigid 28-degree afternoon with off-and-on snow, New England came back from a 24-21 fourth-quarter deficit to clinch the division on a 21-yard field goal by David Posey with eight seconds left in the game. The Patriots' five other division titles have all been clinched on the road, in the final game of the season.

PATRIOTS IN THE PLAYOFFS

The Patriots have now qualified for the playoffs 12 times in their 44-year history, including six times in the 10 seasons since Robert Kraft purchased the team in 1994. New England has won seven division crowns and has qualified as a Wild Card team on four occasions (1998, 1994, 1985 and 1976). The Patriots also qualified for the playoffs in 1982 as part of a 16-team tournament following a players' strike.

PATRIOTS PLAYOFF SEASONS (12)

Year	How Qualified	Playoff Record	Result
2003	Division Champions	?-?	???
2001	Division Champions	3-0	Super Bowl Champions
1998	Wild Card	0-1	Wild Card Round
1997	Division Champions	1-1	AFC Divisional Round
1996	Division Champions	2-1	--AFC Champions--
1994	Wild Card	0-1	Wild Card Round
1986	Division Champions	0-1	AFC Divisional Round
1985	Wild Card	3-1	--AFC Champions--
1982 [*]	16-Team Format	0-1	First Round
1978	Division Champions	0-1	AFC Divisional Round
1976	Wild Card	0-1	Wild Card Round
1963	Division Champions	1-1	--AFL Finalists--

Totals -- 12 Playoff Seasons: 7 Division Champions; 4 Wild Cards; 1 16-Team Tournament*.

10-10 all-time playoff record.

^{*}--Strike Year

PLAYOFF POSSIBILITIES

The Patriots have clinched the AFC East Title and are currently the top team in the conference in terms of playoff seeding. With one more win and an Indianapolis loss, the Patriots would clinch one of the top two seeds in the conference and be assured of a first round playoff bye.

2003 AFC STANDINGS

Team	W	L	Pct	PF	PA	Stk	Div.	Cnf.
z- New England	11	2	.846	20.7	16.1	W9	3-1	8-1
x- Kansas City	11	2	.846	29.8	20.5	L1	5-1	10-2
y-Indianapolis	10	3	.769	28.6	21.6	W1	4-1	8-2
y-Baltimore	8	5	.615	25.5	19.3	W3	2-2	5-4
Tennessee	9	4	.692	26.7	20.1	L2	3-2	6-4
Denver	8	5	.615	24.9	17.9	W2	5-1	7-3
Miami	8	5	.615	18.5	15.6	L1	2-2	5-5

z-Clinched Division Title

y-Division Leader

x-Clinched Playoff Berth

REMAINING OPPONENTS (Aggregate Record)

New England (15-24, .385) -- vs. JAX, at NYJ, vs. BUF
 Kansas City (17-22, .436) -- vs. DET, at MIN, vs. CHI
 Indianapolis (16-23, .410) -- vs. ATL, vs. DEN, at HOU
 Baltimore (12-27, .308) -- at OAK, at CLE, vs. PIT
 Tennessee (17-22, .436) -- vs. BUF, at HOU, vs. TB

PLAYOFF RESULTS

The Patriots have compiled a 10-10 record in their 20 previous playoff games. This season, New England will host its fifth playoff game since 1996 and its sixth playoff game in club history. New England has played in three Super Bowls (XX, XXXI and XXXVI) and also in the 1963 AFL Championship Game.

PATRIOTS ALL-TIME PLAYOFF RESULTS (10-10)

Date	Round	Opponent	W/L	Score
12/28/63	AFL Divisional	at Buffalo	W	26-8
01/05/64	AFL Championship	at San Diego	L	10-51
12/18/76	AFC Divisional	at Oakland	L	21-24
12/31/78	AFC Divisional	Houston	L	14-31
01/08/83	First Round Playoff	at Miami	L	31-28
12/28/85	AFC Wild Card	at N.Y. Jets	W	26-14
01/05/86	AFC Divisional	at L.A. Raiders	W	27-20
01/12/86	AFC Championship	at Miami	W	31-14
01/26/86	Super Bowl XX	Chicago	L	10-46
01/04/87	AFC Divisional	at Denver	L	17-22
01/01/95	AFC Wild Card	at Cleveland	L	13-20
01/05/97	AFC Divisional	Pittsburgh	W	28-3
01/12/97	AFC Championship	Jacksonville	W	20-6
01/26/97	Super Bowl XXXI	Green Bay	L	21-35
12/28/97	AFC Wild Card	Miami	W	17-3
01/03/98	AFC Divisional	at Pittsburgh	L	6-7
01/03/99	AFC Wild Card	at Jacksonville	L	10-25
01/19/02	AFC Divisional	Oakland	W	16-13 ot
01/27/02	AFC Championship	at Pittsburgh	W	24-17
02/03/02	Super Bowl XXXVI	St. Louis	W	20-17

PATRIOTS PLAYOFF RECORD BY ROUND

First Round* 0-1
 Wild Card Round 2-2
 Divisional Round 4-4
 Conference Championship 3-0
 AFL Championship 0-1
 Super Bowl 1-2
Total 10-10

^{*}--1982 Strike Season



DEFENSE NEWS AND NOTES

SOLID SECONDARY

The Patriots overhauled their secondary in 2003 and the move has paid clear dividends across the board. Of New England's top five defensive backs, four were not with the team in 2002. Ty Law is once again leading the secondary with another solid season, and has been joined by free agents Rodney Harrison and Tyrone Poole, along with rookies Eugene Wilson and Asante Samuel to shut down opposing passing attacks in impressive fashion.

PASS DEFENSE THROUGH 13 GAMES

Category	2003	2002	+/-
Opponents Passer Rating	59.4	76.9	-17.5
Opponents Completion Pct.	52.8	60.0	-7.2
Interceptions Made.....	20	17	+3
Touchdowns Surrendered	10	19	-9
Opponents' Points Per Game	16.1	20.6	-4.5
Overall Record	11-2	8-5	+3

INDIVIDUAL BREAKDOWN THROUGH 13 GAMES

2003	Int	Yds	PD	2002	Int	Yds	PD
SS: R. Harrison	2	0	9	SS: L. Milloy	0	0	6
FS: E. Wilson	3	8	8	FS: T. Jones	1	0	5
CB: T. Law	5	112	19	CB: T. Law	4	33	10
CB: T. Poole	4	20	19	CB: O. Smith	2	21	6
DB: A. Samuel	2	55	7	DB: V. Green	1	90	3
Totals	16	195	62	Totals	6	140	30

2003 IMPROVEMENT: 10 INT, 32 PD

NO PASSING ZONE

The Patriots have held opposing quarterbacks to a cumulative passer rating of 59.4, allowing them just 10 touchdowns and intercepting 20 passes. New England leads the NFL in defensive passer rating and is tied for first in fewest passing touchdowns allowed. The Patriots have held four opposing quarterbacks to their lowest passer rating of the season, including the NFL's leading passer, Steve McNair, who managed just a 68.8 rating in New England's 38-30 win over Tennessee on Oct. 5. In addition, the Patriots have held six different opposing signal callers to their worst touchdown/interception ratio of the season. The table below compares how opposing quarterbacks fared against New England to how they fared in all of their other games combined.

NFL QUARTERBACKS VS. NEW ENGLAND

Quarterback, Team	Passer rating		TD/INT vs.	
	vs. NE	Others	NE	Others
Jay Fiedler, MIA (12/07)	25.1*	85.5	0/2^	8/5
Donovan McNabb, PHI	33.4*	83.0	0/2^	12/6
Quincy Carter, DAL	38.0*	73.8	0/3^	14/15
Kerry Collins, NYG	45.4	74.0	0/4^	13/12
Kelly Holcomb, CLE	54.6	76.4	0/1	10/11
Danny Kanell, DEN	57.2	48.6	1/1	1/3
Tony Banks, HOU	60.9	91.9	2/1	3/2
Jay Fiedler, MIA (10/19)	62.8	85.5	1/2	8/5
Patrick Ramsey, WAS	67.8	76.4	0/0	14/9
Steve McNair, TEN	68.8*	108.4	0/1^	23/5
Vinny Testaverde, NYJ	74.2	95.1	1/1^	6/1
Drew Bledsoe, BUF	83.9	75.3	1/1	8/9
Peyton Manning, IND	95.7	97.6	4/1	19/8
Totals	59.4	83.6	10/20	129/85

*-Lowest passer rating of season

^-Worst TD/INT differential of the season

HOME FIELD DEFENSE

The Patriots defense has proven to be practically impenetrable in their last three home games. The Patriots have given up a total of just three points in their last three games at Gillette Stadium. New England has not allowed a touchdown at home for four straight games. New England previously went three straight home games without giving up a touchdown in 1993.

HOME "D" IN '03

10/26/03 NE 9, Browns 3
11/16/03 NE 12, Cowboys 0
12/07/03 NE 12, Dolphins 0

Total Defense: 3 points

HOME "D" IN '93

11/28/93 Jets 6, NE 0
12/12/93 NE 7, Bengals 2
12/26/93 NE 38, Colts 0

Total Defense: 8 points

TEDY BRUSCHI: FULL TILT, FULL TIME

TEDY BRUSCHI is the first player in NFL history to return four consecutive interceptions for touchdowns. His most recent touchdown came in the fourth quarter of the Patriots' 12-0 win over Miami to clinch the AFC East title (12/07/03). The first three touchdowns of Bruschi's streak came in a span of five games in which he played. Bruschi ranks second on the Patriots all-time list with four career picks brought back for touchdowns. Teammate Ty Law holds the club record with six interceptions returned to the end zone. Bruschi's four interception returns are listed below.




TEDY BRUSCHI'S CAREER INT RETURNED FOR TD

Date	Opponent	Length	Quarterback	Result
12/07/03	Miami	5 yds	Jay Fiedler	W, 12-0
09/14/03	Philadelphia	18 yds	Donovan McNabb	W, 31-10
11/28/02	Detroit	27 yds	Joey Harrington	W, 20-12
11/17/02	Oakland	48 yds	Rich Gannon	L, 20-27

LAW AND ORDER

TY LAW ranks second in Patriots history with 34 career interceptions. Raymond Clayborn leads all Patriot defenders with 36 interceptions (see below). Law passed the trio of Ron Hall, Roland James and Fred Marion with his 30th career interception against Tennessee on Oct. 5. Law became just the second Patriot to record 30 career interceptions.



PATRIOTS ALL-TIME INTERCEPTIONS LIST

Rk	Player	Int.	Yards	Avg	Lg	TD
1	Raymond Clayborn.....	36	555	15.4	85	1
2	Ty Law	34	550	16.1	65t	6
3	Ron Hall	29	476	16.4	87	1
	Roland James	29	383	13.2	46	0
	Fred Marion.....	29	457	15.8	83	1

TOUCHDOWN TY

TY LAW is the Patriots' all-time leader in interceptions returned for a touchdown. He returned his sixth career pick for a score against Tennessee on Oct. 5. Including his 47-yard return for a touchdown in Super Bowl XXXVI, Law has seven touchdown returns. Below is a list of Law's interceptions returned for touchdowns. The Patriots are 6-1 in games when Law has scored a touchdown.

TY LAW'S CAREER INTERCEPTIONS RETURNED FOR TD

Date	Opponent	Length	Quarterback	Result
10/06/03	Tennessee	65 yds	Steve McNair	W, 38-30
02/03/01	St. Louis*	47 yds	Kurt Warner	W, 20-17
01/06/01	Carolina	46 yds	Chris Weinke	W, 38-6
09/30/01	Indianapolis	23 yds	Peyton Manning	W, 44-13
10/17/99	Miami	27 yds	Damon Huard	L, 30-31
09/13/98	Indianapolis	59 yds	Peyton Manning	W, 29-6
12/08/96	N.Y. Jets	38 yds	Glenn Foley	W, 24-10

*-Super Bowl XXXVI

WILSON AND SAMUEL: GOOD PICKS

Rookie defensive backs EUGENE WILSON and ASANTE SAMUEL have combined for five interceptions this season. Wilson is tied for the lead among all NFL rookies with three interceptions, while Samuel is one of eight NFL rookies with two picks. Below are the 2003 NFL rookie interception leaders.

2003 NFL ROOKIE INTERCEPTION LEADERS

Player	Team	INT	Yds	Avg.	Lg	TD
Eugene Wilson	NE	3	8	2.7	6	0
Charles Tillman	CHI	3	27	9.0	32	0
Nick Barnett	GB	3	21	7.0	14	0
Asante Samuel	NE	2	55	27.5	55t	1

Seven others tied with 2 interceptions.



OFFENSE/DEFENSE NEWS AND NOTES

ROMAN'S EMPIRE

ROMAN PHIFER leads the Patriots with 115 tackles this season. Last year, he led the team with 109 tackles, following a 2001 campaign where he recorded 92 tackles. Since he arrived in New England in 2001, Phifer is the Patriots' leading tackler, having amassed 316 stops over that time.

PATRIOTS LEADING TACKLERS SINCE 2001

Player	2001	2002	2003	Total
Roman Phifer	92	109	115	316
Tedy Bruschi	73	65	109	247
Ty Law	70	77	58	205
Lawyer Milloy	113	91	-	204
Mike Vrabel	60	75	47	182
Richard Seymour	44	56	67	167
Ted Johnson	46	96	22	164
Willie McGinest	33	62	65	160
Bobby Hamilton	52	55	45	152

O-LINE CONSISTENCY

During the Patriots' nine-game winning streak, the offensive line has had a chance to jell, translating into consistent play. The Patriots have started the same five players on the offensive line in each of the last nine games, all Patriots victories. It's the longest streak of consistency on the New England offensive line since they rolled out the same starting lineup in the final nine games of the 2001 season (including playoffs). All nine of those games in 2001 were also victories.

OFFENSIVE LINE CONSISTENCY

Starters (LT, LG, C, RG, RT)

2001 Light, Compton, Woody, Andruzzi, Randall
9 Consecutive games, 9 Consecutive wins

2003* Light, Woody, Koppen, Andruzzi, Ashworth
9 Consecutive Games, 9 Consecutive wins

*-Active Streak

OFFENSE FROM DEFENSE

The Patriots are tied for the NFL lead with five defensive touchdowns in 2003. Baltimore and St. Louis also have five defensive scores. Four of the Patriots' defensive scores have come off of interceptions returned for a touchdown, a category in which New England is tied for the NFL lead with the Minnesota Vikings. The Patriots have won all five of their games in which they have scored a defensive touchdown this season. The Patriots are 11-2 in their last 13 games in which they have scored a defensive touchdown, dating back to the 1999 season. This year's defensive scores are listed below.

2003 PATRIOTS DEFENSIVE TOUCHDOWNS

Date	Opp.	Player	Scoring Play	Result
12/07/03	MIA	Tedy Bruschi	5-yd. INT return	W, 12-0
10/12/03	NYG	Matt Chatham	38-yd. fumble rec.	W, 17-6
10/05/03	TEN	Ty Law	65-yd. INT return	W, 38-30
09/21/03	NYJ	Asante Samuel	55-yd. INT return	W, 23-16
09/14/03	at PHI	Tedy Bruschi	18-yd. INT return	W, 31-10

SWAT TEAM

The Patriots lead the NFL with 100 pass deflections this season, marking a solid improvement over last season's production in that category. New England has bested its 2002 total of 78 pass deflections. Below is a list of the NFL leaders in pass deflections.

NFL PASS DEFLECTION LEADERS

Rk	Team	PD
1	New England.....	100
2	New Orleans	83
3	Baltimore	82
4	Houston	80
5	Philadelphia	79

MR. FIRST DOWN

DEION BRANCH leads the Patriots with 48 receptions and has turned in first down yardage on a consistent basis this season. Branch has caught 48 passes and 35 of them have gained enough to give the Patriots a first down. Branch is tied for fourth in the AFC in third down receiving, gaining 328 yards on 22 third-down receptions. The 2002 second-round pick leads the club with 705 receiving yards.

DEION BRANCH'S RECEIVING BREAKDOWN

	Rec.	Yds	Avg	Lg	TD
On third down	22	328	14.9	46	2
Receiving total	48	705	14.7	66t	3
➤ Has 48 receptions for 35 first downs.					
➤ Has gained a first down on 72.9 percent of his catches.					

RUNNING MEN

The Patriots have run for over 100 yards as a team in six out of their 13 games this season. The six games of over 100 yards surpasses their 2002 total of five 100-yard games. In Week Five against Tennessee (10/05/03), the Patriots barreled for 161 yards, their highest rushing output since they ran for 163 yards against the Jets (09/15/02).

PATRIOTS 100-YARD RUSHING GAMES

Date	Opponent	Att.	Yds.	Avg.
09/07	at Buffalo	21	105	5.0
09/21	New York Jets	36	147	4.1
09/28	at Washington	30	106	3.5
10/05	Tennessee	27	161	6.0
10/12	New York Giants	31	129	4.2
11/23	at Houston	41	128	3.1

TRIPLE THREAT

Patriots running backs KEVIN FAULK, ANTOWAIN SMITH and MICHAEL CLOUD have combined to rush for 1,096 yards on 314 carries with seven touchdowns. Between them, the trio is averaging 3.5 yards per carry. The play of the three backs combined with consistent offensive line play has made the Patriots rushing attack a significant weapon in 2003. Below are the statistics for the Patriots' three running backs this season.

PATRIOTS RUNNING BACKS IN 2003

Player	GP/GS	Att.	Yds.	Avg.	TD
Kevin Faulk	12/7	155	570	3.7	0
Antowain Smith	10/5	132	408	3.1	2
Michael Cloud	5/1	27	118	4.4	5
Totals	27/13	314	1,096	3.5	7
16-game projection		386	1,349	3.5	9

ALL PURPOSE BACK

KEVIN FAULK leads the Patriots with 1,001 total yards from scrimmage. The fifth-year pro from LSU leads the Patriots with 155 carries and also leads the club with 45 receptions. He is on track to have the most productive offensive season of his career, with his contributions in the running game and receiving game projected to combine for nearly 1,300 yards from scrimmage. In 2000, Faulk gained a total of 1,035 yards on 164 rushes and 51 receptions. Faulk has caught at least one pass in 27 of the last 28 games in which he has played. He has led the team in receptions or has tied for the team lead in four games this season.

KEVIN FAULK'S YARDS FROM SCRIMMAGE


	No.	Yds	Avg.	Lg	TD
2003 Rushing	155	570	3.7	23	0
2003 Receiving	45	431	9.6	27	0
13-Game Totals	200	1,001	5.0	27	0
2003 Projection	246	1,232	5.0	--	0
Career Rushing	479	1,807	3.8	45t	8
Career Receiving	175	1,562	8.9	52t	7
69-Game Totals	654	3,369	5.2	52t	15
Season Average	152	781	5.2	--	3.5



OFFENSE NEWS AND NOTES

TROY BROWN'S RECORD RUN

TROY BROWN has grabbed over 300 receptions since the beginning of the 2000 season, adding to his record run. Brown's 308 catches over a span of nearly four seasons is the most productive stretch by any receiver in Patriots history. Tight end Ben Coates ranks second with a total of 294 catches in a similar time span from (1994-97).



Player	Catches, Year	Catches, Year	Catches, Year	Catches, Year	Total
Troy Brown	83, 2000	101, 2001	97, 2002	27, 2003*	308
Ben Coates	96, 1994	84, 1995	62, 1996	52, 1997*	294

*-Through 13 games

PATRIOTS ALL-TIME LISTS

TROY BROWN ranks third in Patriots history with 445 receptions in his career. He also ranks fourth in franchise history with 5,202 career receiving yards. Brown needs 45 more catches to pass Ben Coates for second place on the all-time receptions list.

PATRIOTS ALL-TIME RECEIVING LEADERS (BY CATCHES)

Rk	Player, Pos.	No	Yds	Avg.	Lg	TD
1	Stanley Morgan, WR	534	10,352	19.4	76t	67
2	Ben Coates, TE	490	5,471	11.2	84t	50
3	Troy Brown, WR	445	5,202	11.7	82t	22
4	Irving Fryar, WR	363	5,726	15.8	80t	38

PATRIOTS ALL-TIME RECEIVING LEADERS (BY YARDS)

Rk	Name	No	Yds	Avg	Lg	TD
1	Stanley Morgan	534	10,352	19.4	76t	67
2	Irving Fryar	363	5,726	15.8	80t	38
3	Ben Coates	490	5,471	11.2	84t	50
4	Troy Brown	445	5,202	11.7	82t	22
5	Jim Colclough	283	5,001	17.7	78t	39
6	Terry Glenn	329	4,669	14.2	86t	22

CHRISTIAN SCORIA

CHRISTIAN FAURIA grabbed two touchdown passes from Tom Brady in Week Two against Philadelphia, giving him nine touchdown catches since joining the Patriots before the 2002 season. In his career prior to joining the Patriots, Fauria caught a total of seven touchdown passes in seven seasons. In 2002, Fauria tied Bubba Franks and Tony Gonzalez for the most touchdowns by a tight end in the NFL. Last season, Fauria led the NFL by scoring one touchdown every 3.9 receptions. Listed below are the Patriots touchdown leaders since the beginning of 2002.

PATRIOTS TOUCHDOWN LEADERS SINCE 2002

Player	(Ru-Rec-Ret)	Total TDs
Antwain Smith	(8-2-0)	10
Christian Fauria	(0-9-0)	9
Kevin Faulk	(2-3-2)	7
Michael Cloud	(5-0-0)	5
Deion Branch	(0-5-5)	5
David Patten	(0-5-0)	5
Troy Brown	(0-5-0)	5


Legend: Ru-Rushing touchdown; Rec-Receiving touchdown; Ret-Touchdown via return

GIVENS' STOCK IS RISING

Second-year wide receiver DAVID GIVENS has proven to be one of New England's most improved players in 2003. After missing the first two games of the season because of injury, he emerged as a serious threat in the Patriots offense, tying for the team lead with three touchdown receptions. He has made the most of his catches, with six of his 18 grabs going for 20 yards or more. Two of Givens' touchdown receptions have proven to be game-turning plays. Against Miami in Week Seven, he acrobatically hauled in a 24-yard touchdown to tie the score at 13 late in the third quarter of a 19-13 overtime win. Two weeks later in Denver, Givens grabbed a game-winning, 18-yard touchdown with 30 seconds left to give New England a 30-26 win on Monday Night Football.

TAKING AIM

ADAM VINATIERI is the most accurate kicker in franchise history and is the eighth most accurate kicker in NFL history. He has recorded an 80.7 percent conversion rate (209/259) over his eight-year career. So far this season, Vinatieri has hit 73.3 percent of his kicks (22/30). In 2002, Vinatieri led the NFL with a 90.0 percent field goal conversion rate (27/30).



NFL ALL-TIME MOST ACCURATE KICKERS

	TEAM	PCT.	FGM/FGA
1	Mike Vanderjagt	Colts	87.6 170/194
2	David Akers	Eagles	83.8 109/130
3	Matt Stover	Ravens	82.6 317/384
4	Olindo Mare	Dolphins	82.2 175/213
5	Jason Hanson	Lions	81.9 285/348
6	Ryan Longwell	Packers	82.0 178/217
7	John Carney	Saints	81.4 338/415
8	Adam Vinatieri	Patriots	80.7 209/259
9	Mike Hollis	Giants	80.0 200/250
10	Martin Gramatica	Buccaneers	78.6 121/154

SCORING MACHINE

ADAM VINATIERI is the second leading scorer in Patriots history, totaling 898 points in his eighth year with the club. Vinatieri made the team as a rookie free agent in 1996 and has scored 100 points or more in each of his seven seasons, joining Jason Elam of the Denver Broncos as the only two kickers in NFL history to accomplish the feat. Vinatieri has kicked the most field goals in Patriots history, having tallied 209 successful boots in a Patriots uniform.

LEADING SCORERS IN PATRIOTS HISTORY

#	SCORING	TD	PAT/PATA	2-Pt	FG /FGA	TP
1	Gino Cappelletti	42	346/ 358	2	176/ 334	1,130
2	Adam Vinatieri	0	269/ 275	1	209/ 259	898
3	John Smith	0	308/ 323	0	128/ 191	692
4	Tony Franklin	0	163/ 166	0	93/ 125	442
5	Stanley Morgan	68	0/ 0	0	0/ 0	408

LAST-MINUTE MAN

ADAM VINATIERI nailed a game-winning field goal against the Houston Texans in Week 12, increasing his career total to 15. Last season, Vinatieri nailed two game-winning kicks. In 2001, he kicked game-tying and game-winning field goals against the Oakland Raiders in the AFC Divisional Playoff Game. In Super Bowl XXXVI, he became the first kicker in Super Bowl history to kick a game-winning field goal on the final play of the game. Over half of Vinatieri's game-winning kicks (nine) have come in overtime. His game-winning kicks are listed below:

ADAM VINATIERI'S GAME-WINNING FIELD GOALS


Date	Opponent	Yds	Time	Final Score
11/23/03	at Houston	28	0:41 (OT)	23-20
12/29/02	Miami	35	12:57 (OT)	27-24
09/22/02	Kansas City	35	10:20 (OT)	41-38
02/03/02	St. Louis	48	0:07	20-17
01/19/02	Oakland	23	6:31 (OT)	16-13
12/16/01	at Buffalo	23	9:15 (OT)	12-9
10/14/01	San Diego	44	10:55 (OT)	29-26
12/17/00	at Buffalo	24	0:19 (OT)	13-10
11/19/00	Cincinnati	22	0:03	16-13
09/19/99	Indianapolis	26	0:35	31-28
09/12/99	at N.Y. Jets	23	0:03	30-28
12/20/98	San Francisco	35	0:03	24-21
10/04/98	at New Orleans	27	0:03	30-27
09/14/97	N.Y. Jets	34	6:57 (OT)	27-24
09/22/96	Jacksonville	40	12:24 (OT)	28-25



QB TOM BRADY NEWS AND NOTES

RECORDING SUCCESS

TOM BRADY has quarterbacked the Patriots to victories in 31 of his 43 regular-season starts during his career, compiling a .721 winning percentage, giving him the best record of any active quarterback in the NFL with at least 25 starts. Including the playoffs, he is 34-12 as a starter. Including preseason, regular-season and postseason games, he is 41-13.



ACTIVE QUARTERBACKS WINNING PERCENTAGE

Quarterback, Team(s)	W	L	Pct.
Tom Brady, NE	31	12	.721
Kurt Warner, STL	35	15	.700
Jay Fiedler, JAX/MIA	34	16	.680
Donovan McNabb, PHI.....	41	20	.672
Brett Favre, ATL/GB	122	64	.656
Steve McNair, TEN.....	68	40	.630
Brad Johnson, MIN/WAS/TB.....	57	35	.620

HE RATE ME

TOM BRADY has earned three passer ratings over 100.0 this season and has done so 12 times in his career. Brady earned a 115.2 rating in a 19-13 overtime win at Miami (10/19/03) and also broke the 100.0 mark with ratings of 108.0 at Denver (11/03/03) and 105.8 at Philadelphia (09/14/03). In 2002, he recorded six ratings of over 100.0, including three against AFC East opponents. All of Brady's 12 career 100.0-plus ratings have come in Patriots victories (see below). Brady also owns three of the top five ratings in Patriots history.

TOM BRADY'S GAMES WITH PASSER RATING OVER 100.0

Date	Opp.	Att	Cmp	Yds	Pct.	TD	I	Rating	W/L
10/21/01	at IND	20	16	202	.800	3	0	148.3	W
11/03/02	at BUF	26	22	265	.846	3	0	147.6	W
11/25/01	NO	26	19	258	.731	4	0	143.9	W
11/04/01	at ATL	31	21	250	.677	3	0	124.4	W
10/19/03	at MIA	34	24	283	.706	2	0	115.2	W
11/24/02	MIN	34	21	239	.617	3	0	112.3	W
09/22/02	KC	54	39	410	.722	4	1	110.9	W
09/09/02	PIT	43	29	294	.674	3	0	110.0	W
11/03/03	at DEN	35	20	350	.571	3	1	108.0	W
09/14/03	at PHI	44	30	255	.682	3	0	105.8	W
12/08/02	BUF	27	15	183	.556	2	0	101.3	W
09/15/02	at NYJ	35	25	269	.714	2	1	100.8	W

CAREER NUMBERS

TOM BRADY ranks sixth among Patriots' all-time leading passers, and is the franchise's all-time leader in completion percentage. Brady passed Tony Eason for fourth place on the Patriots all-time completions list in the game against Indianapolis (11/30/03).

ALL-TIME PATRIOTS PASSING LEADERS

Rk.	Name	Att	Cmp	Yards	Pct.	TD	Int
1.	Drew Bledsoe	4,518	2,544	29,657	56.3	166	138
2.	Steve Grogan	3,593	1,879	26,886	52.3	182	208
3.	Babe Parilli	2,412	1,140	16,747	47.3	132	138
4.	Tony Eason	1,500	876	10,732	58.4	60	48
5.	Jim Plunkett	1,503	729	9,932	48.5	62	87
6.	TOM BRADY	1,453	897	9,663	61.7	61	38
7.	Hugh Millen	612	370	4,276	60.5	17	28

SPREADING THE FIELD

TOM BRADY has continued his tradition of utilizing all of the weapons at his disposal. Through 13 games, the New England signal caller has completed a pass to an average of 7.3 receivers per game. Last season, Brady completed a pass to seven or more receivers in 13 of 16 games. So far this year, he's used seven or more receivers eight times in 13 games.

OVERDRIVE IN OVERTIME

TOM BRADY owns a career record of 7-0 in overtime, including the postseason. Brady is the all-time NFL leader in overtime wins without a defeat. Brady and former Steelers signal caller Terry Bradshaw are the only two NFL quarterbacks to be undefeated in overtime (minimum of five games). The top six quarterbacks in overtime are listed below.

BEST CAREER OVERTIME RECORD (Min: 5 Games)

	W- L	Pct.	Yrs in NFL
Tom Brady	7-0	1.000	4
Terry Bradshaw	5-0	1.000	14
Ken Stabler	6-1	.857	15
Jake Plummer	4-1	.800	7
Jim Kelly	6-2	.750	11
Ken O'Brien	4-1-1	.750	10

Regular and postseason games combined.

SOLID DOWN THE STRETCH

Tom Brady has compiled a 22-4 (.846) career record as a starter in games played after November 1. The streak includes the Patriots' 2001 playoff run. So far this year, Brady has led the team to wins in all five of his starts since the beginning of November. Last season, Brady and the Patriots were 6-3 in the final two months of the season, rebounding from a 3-4 start to finish with a 9-7 record. In 2001, Brady led the team to an 11-1 record after November 1 as the team marched to a victory in Super Bowl XXXVI.

COMEBACK KID

TOM BRADY has engineered 13 game-winning drives to break a tie or take the lead in the fourth quarter or overtime in his career. He has accomplished the feat five times this season, all on the road. Brady's most recent game-winning drive came against the Indianapolis Colts in Week 13, breaking a 31-31 tie with a 4-play, 31-yard drive that ended in a 13-yard touchdown pass to Deion Branch that gave New England a 38-34 win. This season, Brady has also led comebacks against Houston, Tennessee, Miami and Denver. In 2002, Brady led three comebacks from a tie or deficit. Brady's record includes his dramatic performance to lead the Patriots to victory in Super Bowl XXXVI and his memorable performance in the snow against the Oakland Raiders in the 2001 Divisional Playoffs.

TOM BRADY'S GAME-WINNING PERFORMANCES

Date	Opp.	Score	Time Remaining	in Reg.	Att	Cmp	Yds	TD	Int	Final
11/30/03	at IND	31-31	10:21	6	3	31	1	0	0	38-34
11/23/03	at HOU	13-20	3:11	14	10	133	1	0	0	23-20 ot
11/3/03	at DEN	23-26	2:51	4	5	58	1	0	0	30-26
10/19/03	at MIA	13-13	15:00	10	7	147	1	0	0	19-13 ot
10/5/03	TEN	24-27	4:40	1	1	15	0	0	0	38-30
12/29/02	MIA	13-24	4:59	13	8	69	1	0	0	27-24 ot
11/10/02	at CHI	19-30	5:16	14	9	116	2	0	0	33-30
09/22/02	KC	38-38	0:00	5	4	46	0	0	0	41-38 ot
02/03/02	STL**	17-17	1:21	8	5	53	0	0	0	20-17
01/19/02	OAK*	3-13	15:00	27	20	138	0	0	0	16-13 ot
12/16/01	at BUF	6-9	5:57	13	9	116	0	0	0	12-9 ot
12/02/01	at NYJ	14-16	15:00	7	6	56	0	0	0	17-16
10/14/01	SD	16-26	8:48	18	13	130	1	0	0	29-26 ot

* Statistics are from the time noted until the end of the game

** Divisional Playoffs

** Super Bowl XXXVI

ON TARGET

TOM BRADY is moving up in the Patriots record books in a number of categories. Below is a list of how Brady ranks among the franchise's passing leaders.

BRADY IN THE PATRIOTS RECORD BOOKS

Category	Number	Rank
Completion Pct.	61.7	1
Passer Rating	84.3	1
Completions	897	4
Touchdowns	61	5
Yards	9,663	6
Attempts	1,453	6



CHECK YOUR LOCAL LISTINGS

WBCN PATRIOTS ROCK RADIO NETWORK

For the ninth consecutive season, WBCN is proud to be the flagship station for the Patriots Rock Radio Network. Every Patriots game can be heard on WBCN (104.1 FM) and its network of 32 stations throughout all six New England states. Longtime broadcast tandem Gil Santos and Gino Cappelletti will call all of the action in static-free stereo sound.



FLAGSHIP STATION
WBCN
Boston ★ 104.1 FM



MASSACHUSETTS

WAHL Athol 99.9 FM
WXTK Cape Cod 95.1 FM
WSAR Fall River 1480 AM
WKKB New Bedford 100.3 FM
WEB Pittsfield 1420 AM
WBEC Pittsfield 1420 AM
WAQY Springfield 102.1 FM
WWFX Worcester 100.1 FM

MAINE

WEBB Augusta 98.5 FM
WTUL Augusta 1400 AM
WNSX Bangor 97.7 FM
WCRQ Calais 102.9 FM
WBLM Portland 102.9 FM
WOZI Presque Isle 101.9 FM

CONNECTICUT

WCCC Hartford 106.9 FM
WMOS New London 104.7 FM
WINY Putnam 1350 AM

NEW HAMPSHIRE

WTSL Hanover 1400 AM
WZBK Keene 1220 AM
WBHG Laconia 101.5 FM
WVRR Lebanon 101.7 FM
WGIR Manchester 610 AM
WSAK Portsmouth 102.1 FM
WXKL Concord 1450 AM

RHODE ISLAND

WSKO Providence 790 AM
WSKO Providence 99.7 FM

VERMONT

WKVT Brattleboro 92.7 FM
WCPV Burlington 101.3 FM
WMXR Claremont 93.9 FM
WMOO Derby 92.1 FM
WEXP Rutland 101.5 FM
WDEV Waterbury 960 AM

PATRIOTS ALL ACCESS ON WCVB CH.5

Patriots All Access, an Emmy Award-winning one-hour magazine show, airs weekly throughout the season on WCVB-TV Channel 5 in Boston. Indicative of its name, Patriots All Access provides viewers exclusive, behind-the-scenes access and weekly in-depth features. WCVB's Mike Lynch hosts the program and is joined by Head Coach Bill Belichick for a weekly chalk talk and also by a Patriots player of the week.

WCVB-TV Channel 5

Patriots All Access..... Every Saturday at 11:00 a.m. and 7:00 p.m.

PATRIOTS FOOTBALL WEEKLY ON WB56

Join the editorial staff of Patriots Football Weekly for a half-hour Patriots extravaganza every Saturday night on WLVI-TV (WB56). The ultimate studio sports show for the ultimate Patriots fan is patterned like the official team newspaper, aiming to be confrontational and opinionated as the reporters dish about what's ahead for the team, give opponent analysis and offer insider information they've learned from working in the trenches at Gillette Stadium.

WLVI-TV Channel 56

Patriots Football Weekly Every Saturday at 11:00 p.m.

PATRIOTS.COM

The official Web site of the New England Patriots offers fans an exciting lineup of daily features and is one of the most advanced and exciting Web sites in all of sports. **Patriots Video News** is a streaming video show broadcast daily on Patriots.com, giving Patriots fans interviews and analysis that picks up where the newspapers and TV reports leave off. **Patriots.com Radio** features six hours of original daily programming beginning at noon ET, and allows fans to interact with hosts and guests via phone and email. Besides these features, the site offers daily news updates, press releases, live coverage of all press conferences and much more.

RATINGS SUCCESS

The Patriots have consistently been at or near the top spot in the weekly television ratings for the 2.1 million homes in the Boston TV market.

2003 RATINGS (BOSTON TV MARKET)

Date	Opponent	Rating/ Share	Network	Result
Thurs., Aug. 7	N.Y. Giants*	12.4 / 22	ESPN	W 26-6
Sat., Aug. 16	at Washington*	10.1 / 21	WCVB	W 20-13
Fri., Aug. 22	at Philadelphia*	9.8 / 18	WCVB	W 24-12
Wed., Aug. 27	Chicago*	9.9 / 18	WCVB	W 38-23
Sun., Sept. 7	at Buffalo	20.0 / 46	CBS	L 0-31
Sun., Sept. 14	at Philadelphia	26.6 / 48	CBS	W 31-10
Sun., Sept. 21	N.Y. Jets	23.1 / 51	CBS	W 23-16
Sun., Sept. 28	at Washington	22.4 / 49	CBS	L 17-20
Sun., Oct. 5	Tennessee	14.5 / 29	CBS	W 38-30
Sun., Oct. 12	N.Y. Giants	25.1 / 54	FOX	W 17-6
Sun., Oct. 19	at Miami	24.6 / 51	CBS	W 19-13
Sun., Oct. 26	Cleveland	24.2 / 53	CBS	W 9-3
Mon., Nov. 3	at Denver	23.0 / 40	ABC	W 30-26
Sun., Nov. 9	BYE WEEK			
Sun., Nov. 16	Dallas	30.6 / 46	ESPN	W 12-0
Sun., Nov. 23	at Houston	26.5 / 57	CBS	W 23-20
Sun., Nov. 30	at Indianapolis	33.1 / 63	CBS	W 38-34
Sun., Dec. 7	Miami	43.8 / 61	CBS	W 12-0
Sun., Dec. 14	Jacksonville	1:00	CBS	
Sat., Dec. 20	at N.Y. Jets	8:30	ESPN	
Sat., Dec. 27	Buffalo	1:30	CBS	

*-Preseason

RATINGS HISTORY

Season	Rating / Share
2003 Regular Season Average (13 gms)	26.0 / 49.8
2002 Regular Season Average	28.5 / 52.9
2001 Regular Season Average	24.7 / 48.3
2001 Postseason Average	47.4 / 72.7
2000 Regular Season Average	20.3 / 43.7

Note: Each ratings point represents one percent of the 2.1 million homes in the Boston TV market.

PATRIOTS MONDAY ON WEEI

Sports Radio 850 WEEI has the exclusive rights to broadcast "Patriots Monday" from Gillette Stadium every week during the season. The daylong programming lineup offers fans unique access from Head Coach Bill Belichick and quarterback Tom Brady along with appearances by Troy Brown and Richard Seymour, among other star players. The programming lineup is listed below.

Time (Mondays)	Show	Guest(s)
6:00 – 10:00 a.m.	Dennis and Callahan	Tom Brady
10:00 a.m. – 2:00 p.m.	Dale and Neumy	Troy Brown, Richard Seymour and Stars of the Week
2:00 – 6:00 p.m.	The Big Show	Coach Belichick

PATRIOTS FIFTH QUARTER ON WBZ 4 AND UPN 38

For the first time in franchise history, each of the team's postgame press conferences will be broadcast live, in their entirety on "The Fifth Quarter." WBZ-TV 4, the television flagship station of the Patriots, and its sister station, WSBK-TV/UPN 38, will broadcast all 16 regular season postgame press conferences with observations by Head Coach Bill Belichick, quarterback Tom Brady and star players of the game. WBZ-TV 4 Sports Director Bob Lobel, along with former Patriots players Steve DeOssie and Scott Zolak, will provide analysis and commentary, giving Patriots fans unique perspectives on each game. WSBK will televise 10 "Fifth Quarter" shows, while WBZ will air six shows.

Date, Opponent	Station
12/14, Jacksonville	WBZ 4
12/20, at New York	UPN 38





2003 TRANSACTIONS

1/6	Ken Kocher	Signed	8/4	Thabiti Davis	Signed
	Brandon Gorin	Signed	8/10	Brenden Stai	Retired
	Dyshod Carter	Signed (Allocated to NFLE)	8/13	Marques McFadden	Claimed off waivers (DAL)
	Scott McCready	Signed (Allocated to NFLE)		DeVeren Johnson	Claimed off waivers (DAL)
	T.C. Taylor	Signed (Allocated to NFLE)		Dan Stricker	Placed on reserve/injured list
	Courtney Ledyard	Signed (Allocated to NFLE)	8/15	Marques McFadden	Released
	Shane Stafford	Signed (Allocated to NFLE)	8/18	Otis Smith	Released
1/9	Michael Malan	Signed (Allocated to NFLE)	8/19	Corbin Lacina	Signed
1/17	Rodney Trafford	Signed (Allocated to NFLE)		Ted Washington	Acquired via trade (CHI)
1/28	John Hufnagel	Named quarterbacks coach		DeVeren Johnson	Released
2/28	Lonie Paxton	Re-signed		Jasen Esposito	Released
3/6	Fred Baxter	Re-signed	8/20	Chad Lee	Released
	Greg Randall	Traded (HOU)		Spencer Nead	Released
3/11	Rosevelt Colvin	Signed		Daniel Pope	Released
	Tyrone Poole	Signed	8/24	Ken Kocher	Released
3/12	Rodney Harrison	Signed		Buck Rasmussen	Released
	Chris Akins	Signed		J.R. Redmond	Released
3/24	Fred McCrary	Signed		Antwoine Womack	Released
	Maugaula Tuitele	Re-signed	8/26	Jamil Soriano	Acquired via trade (CHI)
4/8	Tom Ashworth	Re-signed		Kerry Watkins	Released
4/14	Tebucky Jones	Traded (N.O.)		Bill Conaty	Placed on Reserve/Injured
4/23	Daniel Pope	Signed		Kliff Kingsbury	Placed on Reserve/Injured
4/26	Ty Warren	Drafted		Tully Banta-Cain	Placed on Reserve/PUP
	Eugene Wilson	Drafted		Chas Gessner	Placed on Reserve/PUP
	Bethel Johnson	Drafted		Kenyatta Jones	Placed on Reserve/PUP
4/27	Dan Klecko	Drafted		Stephen Neal	Placed on Reserve/PUP
	Asante Samuel	Drafted		Gene Mruczkowski	Placed on Reserve/NFI
	Dan Koppen	Drafted	8/28	Corbin Lacina, Dyshod Carter, Brad Harris, Michael Malan, Frank Moreau and Rod Trafford	Released
	Kliff Kingsbury	Drafted		Thabiti Davis, Russ Hochstein, Ethan Kelley, Matt Knutson, Shawn Mayer, Leonard Myers, Patrick Pass, Jamil Soriano, Maugaula Tuitele and Dedric Ward	Released
	Spencer Nead	Drafted		Michael Cloud	Placed on Reserve/Susp. by NFL
	Tully Banta-Cain	Drafted		Bill Conaty	Released from Reserve/Injured
	Ethan Kelley	Drafted	9/1	Russ Hochstein	Signed to the practice squad
5/2	Kyle Croskey, Jasen Esposito, Chas Gessner, Michael Hayes, Ricklan Holmes, Jason Hunt, Chad Lee, Chris Massey, Shawn Mayer, Rob Milanese, Buck Rasmussen, Walter Sampson, Dan Stricker, Kerry Watkins and Matt Word	Signed as rookie free agents		Ethan Kelley	Signed to the practice squad
				Shawn Mayer	Signed to the practice squad
5/5	Derek Watson	Signed		Jamil Soriano	Signed to the practice squad
	Michael Hayes	Released	9/2	Lawyer Milloy	Released
	Chris Massey	Released		Tim Provost	Signed to the practice squad
5/9	Scott Farley	Signed	9/14	Russ Hochstein	Signed from the practice squad
	Aric Morris	Signed	9/17	Jamin Elliott	Signed to the practice squad
5/15	Dave Petruziello	Signed	9/22	Rosevelt Colvin	Placed on Reserve/Injured
	Kyle Croskey	Released		Mike Compton	Placed on Reserve/Injured
5/16	Don Davis	Signed		Wilbert Brown	Claimed off waivers (WAS)
	Gene Mruczkowski	Signed		Patrick Pass	Signed
	Joe Schey	Signed	9/29	Michael Cloud	Granted one-week roster exemption
5/22	Dedric Ward	Signed	10/4	Michael Cloud	Activated to the 53-man roster
5/27	Walter Sampson	Released		Fred McCrary	Released
5/29	Ricklan Holmes	Released	10/7	Fred McCrary	Re-signed
	Matt Word	Released		Aric Morris	Released
6/11	Shane Stafford	Released	10/13	Dan Stricker	Released from Reserve/Injured
6/23	Michael Cloud	Signed	10/18	Tully Banta-Cain	Activated from Reserve/PUP
7/3	Bill Conaty	Signed		Shawn Mayer	Signed from the practice squad
7/10	T.C. Taylor	Released		Adrian Klemm	Placed on Reserve/Injured
7/15	Dan Klecko	Signed		Larry Centers	Released
	Asante Samuel	Signed	10/22	Justin Kurpeikis	Signed to the practice squad
	Ethan Kelley	Signed	10/25	Kenyatta Jones	Released from Reserve/PUP
7/16	Rob Milanese	Released	11/5	Justin Kurpeikis	Released from the practice squad
	Brad Harris	Signed	11/7	David Patten	Placed on Reserve/Injured
	Corey Mitchell	Signed		Shawn Mayer	Waived
7/21	Ty Warren	Signed	11/10	Shawn Mayer	Signed to the practice squad
	Eugene Wilson	Signed		Stephen Neal	Placed on Reserve/Injured
	Bethel Johnson	Signed	11/13	Chas Gessner	Activated from Reserve/PUP
	Dan Koppen	Signed	11/15	Jamin Elliott	Signed from the practice squad
	Kliff Kingsbury	Signed	11/17	Chas Gessner	Waived
	Spencer Nead	Signed	11/18	J.J. Stokes	Signed
	Tully Banta-Cain	Signed		Chas Gessner	Signed to the practice squad
	Dave Petruziello	Released	11/20	Dedric Ward	Signed
	Kerry Watkins	Released		Fred McCrary	Placed on Reserve/Injured
	Derek Watson	Released	11/22	Shawn Mayer	Signed from the practice squad
7/23	Kerry Watkins	Signed		Jamin Elliott	Waived
	Mike Clare	Released	11/24	Jamin Elliott	Re-signed to the practice squad
	Courtney Ledyard	Released	12/02	Ken Walter	Released
	Corey Mitchell	Released	12/03	Brooks Barnard	Signed
	Joe Schey	Released	12/09	Larry Centers	Re-signed
7/28	Brenden Stai	Signed		J.J. Stokes	Released
	Scott Farley	Released	12/10	Sean McDermott	Signed
7/30	Larry Centers	Signed		Lonie Paxton	Placed on Reserve/Injured
	Jason Hunt	Released		Travis Dorsch	Signed to the practice squad
8/1	Frank Moreau	Signed		Jamil Soriano	Released from the practice squad
	Ben Kelly	Released			
8/2	Scott McCready	Released			



* PASSING	Att	Cmp	Yds	Cmp%	Yds/Att	TD	TD%	Int	Int%	Long	Sack/Lost	Rating
Brady	436	259	3050	59.4	7.00	15	3.4	12	2.8	82t	28/ 189	80.7
Davey	7	3	31	42.9	4.43	0	0.0	0	0.0	16t	0/ 0	56.3
Faulk	1	0	0	0.0	0.00	0	0.0	0	0.0	0	0/ 0	39.6
TEAM	444	262	3081	59.0	6.94	15	3.4	12	2.7	82t	28/ 189	80.2
OPPONENTS	492	260	2766	52.8	5.62	10	2.0	20	4.1	49	32/ 202	59.4



PATRIOTS 2003 DEFENSIVE STATISTICS

Tackle statistics tabulated from coaching grades

DEFENSIVE STATISTICS											SP. TEAMS					FUMBLES - LOST (23-9)				
Name	TT	UT	A	S/	YL	Int/	Yds	PD	FF	FR	TT	UT	A	FF	FR				Own	
Roman Phifer	115	79	36	-	-	-	-	4	2	-	0	0	0	-	-		No.	Lost	Rec.	O.B.
Tedy Bruschi	109	68	41	1.0	9.0	2	23	14	2	-	3	2	1	-	-	Tom Brady	12	4	3	1
Rodney Harrison	106	83	23	2.0	15.0	2	0	9	1	1	3	1	2	-	-	Kevin Faulk	4	4	1	0
Richard Seymour	67	38	29	6.5	47.5	-	-	9	-	-	0	0	0	-	-	Troy Brown	2	0	1	1
Willie McGinest	65	48	17	4.5	31.5	-	-	2	1	2	0	0	0	-	-	Lonie Paxton	2	0	0	1
Ty Law	58	50	8	-	-	5	112	19	-	-	0	0	0	-	-	Ty Law	1	1	0	0
Eugene Wilson	55	45	10	-	-	3	8	8	-	-	1	1	0	-	-	Joe Andruzzi	1	0	1	0
Tyrone Poole	50	44	6	-	-	4	20	19	2	-	0	0	0	-	-	Tyrone Poole	1	0	0	0
Mike Vrabel	47	31	16	6.5	42.5	1	4	3	3	1	0	0	0	-	-	Dan Koppen	0	0	1	0
Bobby Hamilton	45	25	20	-	-	-	-	2	-	-	0	0	0	-	-	Larry Centers	0	0	1	0
Ted Washington	35	28	7	2.0	7.0	-	-	-	1	-	0	0	0	-	-	Ken Walter	0	0	1	0
Asante Samuel	31	29	2	-	-	2	55	7	-	-	2	2	0	-	-	Patrick Pass	0	0	1	0
Ty Warren	30	15	15	1.0	1.0	-	-	2	-	-	0	0	0	-	-	Damien Woody	0	0	1	0
Matt Chatham	28	17	11	1.5	10.5	-	-	-	1	1	15	6	9	-	-	Totals	23	9	11	3
Ted Johnson	22	15	7	-	-	-	-	-	-	-	0	0	0	-	-					
Jarvis Green	18	13	5	2.5	9.5	-	-	-	-	-	0	0	0	-	-	BLOCKED KICKS				
Dan Klecko	10	8	2	1.5	7.5	-	-	-	-	1	1	1	0	-	-		XP	FG	P	
Antwan Harris	8	6	2	-	-	-	-	1	-	-	11	7	4	-	-	Dan Klecko	0	1	0	
Chris Akins	7	5	2	-	-	-	-	1	-	-	20	11	9	-	-	Richard Seymour	0	1	0	
Rick Lyle	6	5	1	-	-	-	-	-	-	-	0	0	0	-	-	Totals	0	2	0	
Rosevelt Colvin	5	5	0	2.0	9.0	-	-	-	-	1	0	0	0	-	-					
Larry Izzo	3	3	0	-	-	-	-	1	-	-	25	14	11	-	-	MISC. OFFENSIVE STATS				
Anthony Pleasant	2	1	1	1.0	12.0	-	-	-	-	1	0	0	0	-	-		Tkl	Ast	FF	FR
Tully Banta-Cain	2	1	1	-	-	-	-	-	-	-	7	5	2	-	-	Deion Branch	3	0	0	0
Don Davis	1	1	0	-	-	-	-	-	-	-	18	8	10	-	-	David Givens	2	0	0	0
Shawn Mayer	0	0	0	-	-	-	-	-	-	-	10	4	6	-	-	Bethel Johnson	2	0	1	1
Aric Morris	0	0	0	-	-	1	33	1	-	-	8	4	4	-	-	Christian Fauria	1	0	0	0
Je'Rod Cherry	0	0	0	-	-	-	-	-	-	-	8	4	4	-	-	Dedric Ward	1	0	0	0
Patrick Pass	0	0	0	-	-	-	-	-	-	-	6	4	2	-	-	Patrick Pass	1	0	0	0
Fred Baxter	0	0	0	-	-	-	-	-	-	-	4	0	4	-	-	Kevin Faulk	1	0	0	0
Fred McCrary	0	0	0	-	-	-	-	-	-	-	3	2	1	-	-	Dan Koppen	1	0	0	0
Daniel Graham	0	0	0	-	-	-	-	-	-	-	3	1	2	-	-	Matt Light	1	0	0	0
David Givens	0	0	0	-	-	-	-	-	-	-	2	2	0	-	-	Larry Centers	1	0	0	0
Bethel Johnson	0	0	0	-	-	-	-	-	1	1	1	1	0	-	1	Totals	14	0	1	1
Adam Vinatieri	0	0	0	-	-	-	-	-	-	-	1	0	1	-	-					
Lonie Paxton	0	0	0	-	-	-	-	-	-	-	1	0	1	-	-					
Kevin Faulk	0	0	0	-	-	-	-	-	-	-	0	0	0	-	1					
Troy Brown	0	0	0	-	-	-	-	-	-	-	0	0	0	-	1					
Totals	925	663	262	32.0	202.0	20	255	102	14	9	153	80	73	0	3					

LEGEND

TT - Total Tackles

UT - Unassisted Tackles

A - Assists

S/Yds - Sacks/Yards Lost

I/R et. - Interceptions /R return Yards

PD - Pass Defensed

FF - Forced Fumbles

FR - Fumbles Recovered

Tack. T.O. - Tackles off Turnovers

O.B. - Out of Bounds



HOW THE PATRIOTS WERE BUILT

<u>YEAR</u>	<u>DRAFTEES (24)</u>	<u>VETERAN FREE AGENTS (22)</u>	<u>WAIVERS (2) / TRADES (1)</u>	<u>ROOKIE AND FIRST-YEAR FREE AGENTS (4)</u>
1993	Troy Brown (8)			
1994	Willie McGinest (1)			
1995	Ty Law (1) Ted Johnson (2)			
1996	Tedy Bruschi (3)			Adam Vinatieri (fa)
1997				
1998				
1999	Damien Woody (1a) Kevin Faulk (2)			
2000	Antwan Harris (6a) Tom Brady (6b) Patrick Pass (7b)	Joe Andruzzi (fa) (G.B.) Bobby Hamilton (fa) (NYJ)	Matt Chatham (fa) (cw-STL)	
2001	Richard Seymour (1) Matt Light (2)	Je'Rod Cherry (2) (PHI) Damon Huard (fa) (MIA) Larry Izzo (fa) (MIA)* Roman Phifer (2) (NYJ) Anthony Pleasant (3) (SF)* Antowain Smith (1) (BUF) Mike Vrabel (3) (PIT)*		Tom Ashworth (fa)
2002	Daniel Graham (1) Deion Branch (2) Rohan Davey (4a) Jarvis Green (4b) David Givens (7b)	Fred Baxter (5) (CHI) Christian Fauria (2) (SEA)* Rick Lyle (fa) (NYJ)*		
2003	Ty Warren (1) Eugene Wilson (2a) Bethel Johnson (2b) Dan Klecko (4a) Asante Samuel (4b) Dan Koppen (5) Tully Banta-Cain (7b)	Chris Akins (7) (CLE)* Larry Centers (5) (BUF) Michael Cloud (2) (KC)* Don Davis (fa) (STL)* Brandon Gorin (7) Rodney Harrison (5) (SD) Russ Hochstein (5) Sean McDermott (fa) (MIA) Tyrone Poole (1) (DEN)* Dedric Ward (3) (BAL)	Ted Washington (1) (tr-CHI) Wilbert Brown (fa) (cw-WAS)	Brooks Barnard (fa) Shawn Mayer (fa) <u>Reserve/Injured</u> Rosevelt Colvin (4) (CHI)* Mike Compton (3) (DET)* Kliff Kingsbury (6) Adrian Klemm (2) Fred McCrary (6) (SD) Gene Mruczkowski (fa-03) Stephen Neal (fa) David Patten (fa) (CLE)* Lonie Paxton (fa)
	* unrestricted free agent	(#) - indicates round drafted	(fa) - indicates non-drafted free agents	



2003 ALPHABETICAL ROSTER

Dec. 10, 2003

#	NAME	POS	HT	WT	BORN	YR	COLLEGE	H.S. HOMETOWN
34	Akins, Chris	S	5-11	200	11/29/76	5	Arkansas Pine-Bluff	Little Rock, Ark.
63	Andruzzi, Joe	G	6-3	312	08/23/75	7	S. Connecticut St.	Staten Island, N.Y.
68	Ashworth, Tom	T	6-6	305	10/10/77	2	Colorado	Englewood, Colo.
48	Banta-Cain, Tully	LB	6-2	250	08/28/80	R	California	Sunnyvale, Calif.
8	Barnard, Brooks	P	6-2	194	11/04/79	R	Maryland	Arnold, Md.
84	Baxter, Fred	TE	6-3	268	06/14/71	11	Auburn	Pike County, Ala.
12	Brady, Tom	QB	6-4	225	08/03/77	4	Michigan	San Mateo, Calif.
83	Branch, Deion	WR	5-9	193	07/18/79	2	Louisville	Albany, Ga.
80	Brown, Troy	WR	5-10	196	07/02/71	11	Marshall	Blackville, S.C.
60	Brown, Wilbert	G	6-2	320	05/09/77	3	Houston	Hooks, Texas
54	Bruschi, Teddy	LB	6-1	247	06/09/73	8	Arizona	Roseville, Calif.
31	Centers, Larry	FB	6-0	225	06/01/68	14	Stephen F. Austin	Tatum, Texas
58	Chatham, Matt	LB	6-4	250	06/28/77	4	South Dakota	Sioux City, Iowa
30	Cherry, Je'Rod	S	6-1	210	05/30/73	8	California	Berkeley, Calif.
21	Cloud, Michael	RB	5-10	205	07/01/75	5	Boston College	Portsmouth, R.I.
6	Davey, Rohan	QB	6-2	245	04/14/78	2	Louisiana State	Miami, Fla.
51	Davis, Don	LB	6-1	235	12/17/72	8	Kansas	Olathe, Kan.
33	Faulk, Kevin	RB	5-8	202	06/05/76	5	Louisiana State	Carencro, La.
88	Fauria, Christian	TE	6-4	250	09/22/71	9	Colorado	Encino, Calif.
87	Givens, David	WR	6-0	212	08/16/80	2	Notre Dame	Humble, Texas
76	Gorin, Brandon	T	6-6	308	07/17/78	2	Purdue	Muncie, Ind.
82	Graham, Daniel	TE	6-3	257	11/16/78	2	Colorado	Denver, Colo.
97	Green, Jarvis	DL	6-3	290	01/12/79	2	Louisiana State	Donaldsonville, La.
91	Hamilton, Bobby	DE	6-5	280	07/01/71	9	Southern Mississippi	Columbia, Miss.
23	Harris, Antwan	DB	5-9	194	05/29/77	4	Virginia	Raleigh, N.C.
37	Harrison, Rodney	S	6-1	220	12/15/72	10	Western Illinois	Chicago, Ill.
71	Hochstein, Russ	G	6-4	305	10/07/77	3	Nebraska	Hartington, Neb.
19	Huard, Damon	QB	6-3	215	07/09/73	7	Washington	Puyallup, Wash.
53	Izzo, Larry	LB	5-10	228	09/26/74	8	Rice	Houston, Texas
81	Johnson, Bethel	WR	5-11	200	02/11/79	R	Texas A&M	Corsicana, Texas
52	Johnson, Ted	LB	6-4	253	12/04/72	9	Colorado	Alameda, Calif.
90	Klecko, Dan	DL	5-11	283	01/12/81	R	Temple	Colts Neck, N.J.
67	Koppen, Dan	C	6-2	296	09/12/79	R	Boston College	Whitehall, Pa.
24	Law, Ty	CB	5-11	200	02/10/74	9	Michigan	Aliquippa, Pa.
72	Light, Matt	T	6-4	305	06/23/78	3	Purdue	Greenville, Ohio
96	Lyle, Rick	DL	6-5	285	02/26/71	10	Missouri	Monroe, La.
39	Mayer, Shawn	S	6-0	202	03/04/79	R	Penn State	Hillsborough, N.J.
49	McDermott, Sean	LS	6-4	250	12/05/76	3	Kansas	Lufkin, Texas
55	McGinest, Willie	LB	6-5	270	12/11/71	10	Southern Cal	Long Beach, Calif.
35	Pass, Patrick	FB	5-10	217	12/31/77	4	Georgia	Tucker, Ga.
95	Phifer, Roman	LB	6-2	248	03/05/68	13	UCLA	Pineville, N.C.
98	Pleasant, Anthony	DE	6-5	280	01/27/68	14	Tennessee State	Century, Fla.
38	Poole, Tyrone	CB	5-8	188	02/03/72	8	Fort Valley State	LaGrange, Ga.
22	Samuel, Asante	CB	5-10	185	01/06/81	R	Central Florida	Gt. Lauderdale, Fla.
93	Seymour, Richard	DL	6-6	310	10/06/79	3	Georgia	Fadsden, S.C.
32	Smith, Antowain	RB	6-2	232	03/14/72	7	Houston	Montgomery, Ala.
4	Vinatieri, Adam	K	6-0	202	12/28/72	8	South Dakota State	Rapid City, S.D.
50	Vrabel, Mike	LB	6-4	261	08/14/75	7	Ohio State	Akron, Ohio
17	Ward, Dedric	WR	5-9	187	09/29/74	7	Northern Iowa	Cedar Rapids, Iowa
94	Warren, Ty	DL	6-5	300	02/06/81	R	Texas A&M	Bryan, Texas
92	Washington, Ted	NT	6-5	365	04/13/68	13	Louisville	Tampa, Fla.
26	Wilson, Eugene	DB	5-10	195	08/17/80	R	Illinois	Merrillville, Ill.
65	Woody, Damien	C/G	6-3	320	11/03/77	5	Boston College	Beaverdam, Va.

PRACTICE SQUAD

15	Dorsch, Travis	P	6-6	224	09/04/79	2	Purdue	Bozeman, Mont.
10	Elliott, Jamin	WR	5-11	195	10/05/79	2	Delaware	Portsmouth, Va.
18	Gessner, Chas	WR	6-4	215	08/17/81	R	Brown	Hyattsville, Md.
99	Kelley, Ethan	DT	6-2	303	02/12/80	R	Baylor	Sugar Land, Texas
62	Provost, Tim	T	6-5	300	08/24/80	R	San Jose State	Downey, Calif.

HEAD COACH: BILL BELICHICK

ASSISTANTS: Romeo Crennel, Defensive Coordinator/Defensive Line; Brian Daboll, Wide Receivers; Jeff Davidson, Assistant Offensive Line/Tight Ends; Ivan Fears, Running Backs; John Hufnagel, Quarterbacks; Josh McDaniels, Coaching Assistant; Pepper Johnson, Inside Linebackers; Eric Mangini, Defensive Backs; Markus Paul, Assistant Strength and Conditioning; Rob Ryan, Outside Linebackers; Dante Scarnecchia, Assistant Head Coach/Offensive Line; Brad Seely, Special Teams; Charlie Weis, Offensive Coordinator; Mike Woicik, Strength and Conditioning.



2003 NUMERICAL ROSTER

#	NAME	POS	HT	WT	AGE	YR	COLLEGE	HOW ACQ.	G/S/D/I
4	Adam Vinatieri	K	6-0	202	30	8	South Dakota State	FA-96	13/0/0/0
6	Rohan Davey	QB	6-2	245	25	2	Louisiana State	D4a-02	1/0/2/10
8	Brooks Barnard	P	6-2	194	24	R	Maryland	FA-03	1/0/0/0
12	Tom Brady	QB	6-4	225	26	4	Michigan	D6b-00	13/13/0/0
17	Dedric Ward	WR	5-9	187	29	7	Northern Iowa	FA (BAL)-03	3/0/0/0
19	Damon Huard	QB	6-3	215	30	7	Washington	UFA (MIA)-01	1/0/10/2
21	Michael Cloud	RB	5-10	205	28	5	Boston College	UFA (KC)-03	5/1/0/4
22	Asante Samuel	CB	5-10	185	22	R	Central Florida	D4b-03	13/1/0/0
23	Antwan Harris	DB	5-9	194	26	4	Virginia	D6a-00	11/1/0/2
24	Ty Law	CB	5-11	200	29	9	Michigan	D1-95	12/12/0/1
26	Eugene Wilson	DB	5-10	195	23	R	Illinois	D2a-03	13/12/0/0
30	Je'Rod Cherry	S	6-1	210	30	8	California	FA-01	8/0/0/5
31	Larry Centers	FB	6-0	225	35	14	Stephen F. Austin	FA (BUF)-03	6/2/0/0
32	Antowain Smith	RB	6-2	232	31	7	Houston	FA (BUF)-01	10/5/0/3
33	Kevin Faulk	RB	5-8	202	27	5	Louisiana State	D2-99	12/7/0/1
34	Chris Akins	S	5-11	200	27	5	Arkansas Pine-Bluff	UFA (CLE)-03	11/0/0/2
35	Patrick Pass	FB	5-10	217	25	4	Georgia	D7b-00	10/1/0/0
37	Rodney Harrison	S	6-1	220	30	10	Western Illinois	FA (SD)-03	13/13/0/0
38	Tyrone Poole	CB	5-8	188	31	8	Fort Valley State	UFA (DEN)-03	13/13/0/0
39	Shawn Mayer	S	6-0	202	24	R	Penn State	FA-03	6/0/0/0
48	Tully Banta-Cain	LB	6-2	250	23	R	California	D7b-03	7/0/0/0
49	Sean McDermott	LS	6-4	250	27	3	Kansas	FA (MIA)-03	0/0/0/0
50	Mike Vrabel	LB	6-4	261	28	7	Ohio State	UFA (PIT)-01	10/7/0/3
51	Don Davis	LB	6-1	235	30	8	Kansas	UFA (STL)-03	12/0/0/1
52	Ted Johnson	LB	6-4	253	31	9	Colorado	D2-95	5/2/0/8
53	Larry Izzo	LB	5-10	228	29	8	Rice	UFA (MIA)-01	13/0/0/0
54	Tedy Bruschi	LB	6-1	247	30	8	Arizona	D3-96	13/13/0/0
55	Willie McGinest	LB	6-5	270	31	10	Southern Cal	D1-94	11/8/0/2
58	Matt Chatham	LB	6-4	250	26	4	South Dakota	CW (STL)-00	13/4/0/0
60	Wilbert Brown	G	6-2	320	26	3	Houston	CW (WAS)-03	2/0/1/7
63	Joe Andruzzi	G	6-3	312	28	7	Southern Connecticut St.	FA-00	13/13/0/0
65	Damien Woody	C/G	6-3	320	26	5	Boston College	D1a-99	11/11/0/2
67	Dan Koppen	C	6-2	296	24	R	Boston College	D5-03	13/12/0/0
68	Tom Ashworth	T	6-6	305	26	2	Colorado	FA-01	13/10/0/0
71	Russ Hochstein	G	6-4	305	26	3	Nebraska	FA-03	12/1/0/0
72	Matt Light	T	6-4	305	25	3	Purdue	D2-01	13/13/0/0
76	Brandon Gorin	T	6-6	308	25	2	Purdue	FA-03	5/0/5/3
80	Troy Brown	WR	5-10	196	32	11	Marshall	D8-93	9/8/0/4
81	Bethel Johnson	WR	5-11	200	24	R	Texas A&M	D2b-03	13/4/0/0
82	Daniel Graham	TE	6-3	257	25	2	Colorado	D1-02	11/7/0/2
83	Deion Branch	WR	5-9	193	24	2	Louisville	D2-02	12/9/0/1
84	Fred Baxter	TE	6-3	268	32	11	Auburn	FA (CHI)-02	11/0/1/1
87	David Givens	WR	6-0	212	23	2	Notre Dame	D7b-02	10/2/0/3
88	Christian Fauria	TE	6-4	250	32	9	Colorado	UFA (SEA)-02	13/11/0/0
90	Dan Klecko	DL	5-11	283	22	R	Temple	D4a-03	10/1/0/3
91	Bobby Hamilton	DE	6-5	280	32	9	Southern Mississippi	UFA (NYJ)-00	13/13/0/0
92	Ted Washington	NT	6-5	365	35	13	Louisville	TR (CHI)-03	7/7/0/6
93	Richard Seymour	DL	6-6	310	24	3	Georgia	D1-01	12/12/0/1
94	Ty Warren	DL	6-5	300	22	R	Texas A&M	D1-03	13/4/0/0
95	Roman Phifer	LB	6-2	248	35	13	UCLA	FA (NYJ)-01	13/12/0/0
96	Rick Lyle	DL	6-5	285	32	10	Missouri	UFA (NYJ)-02	8/1/0/5
97	Jarvis Green	DL	6-3	290	24	2	Louisiana State	D4b-02	13/5/0/0
98	Anthony Pleasant	DE	6-5	280	35	14	Tennessee State	UFA (SF)-01	7/0/0/6

RESERVE LIST / INJURED

59	Rosevelt Colvin	LB	6-3	250	26	5	Purdue	UFA (CHI)-03	2/2/0/1
77	Mike Compton	G/C	6-6	310	33	11	West Virginia	UFA (DET)-01	2/2/0/1
16	Kliff Kingsbury	QB	6-3	220	24	R	Texas Tech	D6-03	0/0/0/0
70	Adrian Klemm	T	6-3	312	26	4	Hawaii	D2-00	3/3/0/3
44	Fred McCrary	FB	6-0	247	30	7	Mississippi State	FA (SD)-03	6/3/0/3
64	Gene Mruczkowski	OL	6-2	305	23	R	Purdue	FA-03	0/0/0/0
61	Stephen Neal	G	6-4	305	27	2	Cal State-Bakersfield	FA-01	0/0/0/0
86	David Patten	WR	5-10	190	29	7	Western Carolina	UFA (CLE)-01	6/5/0/3
66	Lonie Paxton	LS	6-2	260	25	4	Sacramento State	FA-00	13/0/0/0

HEAD COACH: BILL BELICHICK

ASSISTANTS: Romeo Crennel, Defensive Coordinator/Defensive Line; Brian Daboll, Wide Receivers; Jeff Davidson, Assistant Offensive Line/Tight Ends; Ivan Fears, Running Backs; John Hufnagel, Quarterbacks; Josh McDaniels, Coaching Assistant; Pepper Johnson, Inside Linebackers; Eric Mangini, Defensive Backs; Markus Paul, Assistant Strength and Conditioning; Rob Ryan, Outside Linebackers; Dante Scarnecchia, Assistant Head Coach/Offensive Line; Brad Seely, Special Teams; Charlie Weis, Offensive Coordinator; Mike Woicik, Strength and Conditioning.

Ages as of Dec. 7, 2003



UNOFFICIAL DEPTH CHART

Unofficial depth chart compiled by Patriots Media Relations, Dec. 10, 2003

OFFENSE

WR: 83 Deion Branch (12/9/0/1)	<u>81 Bethel Johnson (13/4/0/0)</u>	17 Dedric Ward (3/0/0/0)
LT: 72 Matt Light (13/13/0/0)	68 Tom Ashworth (13/10/0/0)	
LG: 65 Damien Woody (11/11/0/2)	60 Wilbert Brown (2/0/1/7)*	
C: <u>67 Dan Koppen (13/12/0/0)</u>	65 Damien Woody (11/11/0/2)	
RG: 63 Joe Andruzzi (13/13/0/0)	71 Russ Hochstein (12/1/0/0)	
RT: 68 Tom Ashworth (13/10/0/0)	76 Brandon Gorin (5/0/5/3)	
TE: 88 Christian Fauria (13/11/0/0)	82 Daniel Graham (11/7/0/2)	84 Fred Baxter (11/0/1/1)
WR: 87 David Givens (10/2/0/3)	80 Troy Brown (9/8/0/4)*	
QB: 12 Tom Brady (13/13/0/0)	19 Damon Huard (1/0/10/2)	6 Rohan Davey (1/0/2/10)*
RB: 32 Antowain Smith (10/5/0/3)	33 Kevin Faulk (13/7/0/1)	21 Michael Cloud (5/1/0/4)*
FB: 35 Patrick Pass (10/1/0/0)	31 Larry Centers (6/2/0/0)	

DEFENSE

LE: 91 Bobby Hamilton (13/13/0/0)	<u>94 Ty Warren (13/4/0/0)</u>	98 Anthony Pleasant (7/0/0/6)*
NT: 92 Ted Washington (7/7/0/6)	<u>90 Dan Klecko (10/1/0/3)*</u>	96 Rick Lyle (8/1/0/5)
RE: 93 Richard Seymour (12/12/0/1)	97 Jarvis Green (13/5/0/0)	
OLB: 55 Willie McGinest (11/8/0/2)	58 Matt Chatham (13/4/0/0)	<u>48 Tully Banta-Cain (7/0/0/0)</u>
ILB: 54 Tedy Bruschi (13/13/0/0)	53 Larry Izzo (13/0/0/0)	
ILB: 95 Roman Phifer (13/12/0/0)	52 Ted Johnson (5/2/0/8)	51 Don Davis (12/0/0/1)
OLB: 50 Mike Vrabel (10/7/0/3)	58 Matt Chatham (13/4/0/0)	
LCB: 24 Ty Law (12/12/0/1)	<u>22 Asante Samuel (13/1/0/0)</u>	
RCB: 38 Tyrone Poole (13/13/0/0)	<u>22 Asante Samuel (13/1/0/0)</u>	
S: <u>26 Eugene Wilson (13/12/0/0)</u>	<u>39 Shawn Mayer (6/0/0/0)</u>	23 Antwan Harris (11/1/0/2)
S: 37 Rodney Harrison (13/13/0/0)	30 Je'Rod Cherry (8/0/0/5)	34 Chris Akins (11/0/0/2)*

SPECIAL TEAMS

K: 4 Adam Vinatieri (13/0/0/0)		
P: 8 Brooks Barnard (1/0/0/0)	4 Adam Vinatieri (13/0/0/0)	
H: 19 Damon Huard (1/0/10/2)	8 Brooks Barnard (1/0/0/0)	
PR: 38 Tyrone Poole (13/13/0/0)	33 Kevin Faulk (12/7/0/1)	80 Troy Brown (9/8/0/4)*
KR: <u>81 Bethel Johnson (13/4/0/0)</u>	33 Kevin Faulk (12/7/0/1)	35 Patrick Pass (10/1/0/0)
LS: 49 Sean McDermott (0/0/0/0)	71 Russ Hochstein (12/1/0/0)	

Rookies and First-Year Players are Underlined. Last week's inactive players are marked with an asterisk (*).

PATRIOTS PRONUNCIATION GUIDE

Brooks Barnard..... Ber-NARD	Russ HochsteinHOKE-stine	Antowain Smith AN-twon
Tedy Bruschi Teddy★BREW-ski	Damon HuardHUE-ard	Adam Vinatieri vin-a-TERRY
Christian Fauria FOUR-ee-ay	Dan Koppen.....COPE-en	



INSIDE THE NUMBERS

SEVEN YEARS AND COUNTING

101-63

The Patriots' record in preseason, regular-season and postseason games since 1996 (.616 win pct.).

74-51

The Patriots' regular-season record since 1996 (.592 win pct).

6-3

The Patriots' postseason record since 1996 (.667 win pct).

21-9

The Patriots' preseason record since 1996 (.700 win pct).

KEEP OUT

52

The number of consecutive drives the Patriots defense has stopped short of the end zone at Gillette Stadium.

29

The number of punts the Patriots defense has forced during their touchdown-free streak.

11

The number of interceptions the Patriots have snared at home since they last allowed a touchdown.

20

The number of consecutive opponents' drives that have entered New England's half of the field that the Patriots have snuffed out short of the end zone at Gillette Stadium.

MILESTONES IN SIGHT

2

The number of points needed by Adam Vinatieri to reach the 900-point mark for his career and become just the second Patriots player (Gino Cappelletti, 1,130) to reach that threshold.

337

The number of passing yards Tom Brady needs to reach the 10,000-yard mark for his career and become the fifth Patriots passer to break that barrier (joining Drew Bledsoe, Steve Grogan, Vito Parilli and Tony Eason).

2

The number of touchdown passes Brady needs to move past Jim Plunkett (62) into fourth place on the Patriots' all-time passing touchdowns list. In Week 13 against Indianapolis, Brady passed Eason to move into fifth place on the list.

NO PASSING ZONE

100

The number of pass defenses New England defenders have been credited with, a figure that leads the NFL. New Orleans ranks second with 83 pass defenses, while Baltimore is third with 83.

10

The number of touchdown passes the Patriots have given up through 13 games, tied for league lead with Miami.

59.4

The cumulative quarterback rating of Patriots opponents this season, the lowest in the NFL. (Tampa Bay is second at 65.9, and Miami is third at 68.3).

52.8

The completion percentage of New England's opposing quarterbacks. The figure ranks second in the NFL behind Dallas (49.9 percent).

20

The number of interceptions the Patriots have recorded so far this season, tying them for second in the AFC with Baltimore and Miami. Only Kansas City (21 picks) has more interceptions than New England in the AFC.

THE KRAFT ERA

100

The number of consecutive Patriots preseason, regular-season and postseason home games that have been sold out since Robert Kraft bought the team in 1994.

210

The number of consecutive Patriots games that have been televised locally.

69-33

The Patriots record at home since 1994, including preseason, regular-season and postseason games.

15-3

The Patriots record at Gillette Stadium, including preseason and regular-season games (.833 win pct).

THE BELICHICK ERA

33-11

Bill Belichick's record in his last 44 games as the head coach of the Patriots (.750 win pct). It's the best record of any NFL head coach over that span.

39-25

Bill Belichick's overall record as head coach of the Patriots, including the playoffs.

.609

Belichick's overall winning percentage as Patriots head coach, establishing the highest winning percentage of any coach in franchise history, including postseason games.

NOT HALF BAD

19

The number of consecutive games the Patriots have won when leading at halftime.

23-1

The Patriots record in their last 24 games in which they have led at halftime.

24

The number of consecutive games the Patriots have won when leading after three quarters, leading the NFL.

THIRD DOWN DOMINANCE

6

The number of times the Patriots have held their opponents under 30 percent on third downs this season.

3

The number of times the Patriots held their opponents under 30 percent on third downs all of last season.

12-1

The Patriots record in their last 13 games when holding their opponents under 30 percent on third downs.

TURNING OVER WINS

8-0

The Patriots' record this season when they maintain a positive or even turnover differential.

3-2

The Patriots' record when they turn the ball over more than their opponents.

20-2

The Patriots' record since the beginning of the 2001 season when they maintain a positive turnover differential.

+9

The Patriots' turnover differential this season, ranking them third in the AFC.