



NEW ENGLAND PATRIOTS

PRESS RELEASE

Contact: Stacey James, Director of Media Relations ★ Michelle L. Murphy ★ Casey O'Connell
Gillette Stadium ★ One Patriot Place ★ Foxborough, MA 02035 ★ 508-384-9105 ★ fax: 508-543-9053
staceyj@patriots.com ★ michellel@patriots.com ★ caseyo@patriots.com

AFC EAST CHAMPIONS TRAVEL TO MEADOWLANDS TO FACE JETS

MEDIA SCHEDULE

Tuesday, Dec. 16

Players Off – No Media Availability

Wednesday, Dec. 17

10:45 – 11:15 Coach Belichick Press Availability
in Media Workroom

11:15 – 11:55 Open Locker Room

12:45 – 1:05 Access to Practice (Photographers
and camera operators only)

New York Jets Conference Calls—

11:35 Jets QB Chad Pennington

11:45 Head Coach Herman Edwards

Thursday, Dec. 18

10:45 – 11:15 Coach Belichick Press Availability
in Media Workroom

11:15 – 11:55 Open Locker Room

12:45 – 1:05 Access to Practice (Photographers
and camera operators only)

Friday, Dec. 19

Travel to New Jersey – No Media Availability

Saturday, Dec. 20

8:30 Patriots at New York Jets

2003 PATRIOTS SCHEDULE

Sun., Sept. 7	at Buffalo	L	0-31
Sun., Sept. 14	at Philadelphia	W	31-10
Sun., Sept. 21	N.Y. Jets	W	23-16
Sun., Sept. 28	at Washington	L	17-20
Sun., Oct. 5	Tennessee	W	38-30
Sun., Oct. 12	N.Y. Giants	W	17-6
Sun., Oct. 19	at Miami	W	19-13 ot
Sun., Oct. 26	Cleveland	W	9-3
Mon., Nov. 3	at Denver	W	30-26
Sun., Nov. 9	BYE WEEK		
Sun., Nov. 16	Dallas	W	12-0
Sun., Nov. 23	at Houston	W	23-20 ot
Sun., Nov. 30	at Indianapolis	W	38-34
Sun., Dec. 7	Miami	W	12-0
Sun., Dec. 14	Jacksonville	W	27-13
Sat., Dec. 20	at N.Y. Jets	8:30	ESPN
Sat., Dec. 27	Buffalo	1:30	CBS

AFC STANDINGS

Teams	W	L	T	Pct.	PF	PA
z-NEW ENGLAND	12	2	0	.857	296	222
z-Kansas City	12	2	0	.857	433	284
x-Indianapolis	11	3	0	.786	410	288
y-Cincinnati	8	6	0	.571	322	335
Tennessee	10	4	0	.714	375	287
Denver	9	5	0	.643	347	253
Miami	8	6	0	.571	268	237
Baltimore	8	6	0	.571	343	271
New York	6	8	0	.429	246	255

z-Clinched Division Title x-Clinched Playoff Berth y-Division Leader

NEW ENGLAND PATRIOTS (12-2) at NEW YORK JETS (6-8)

Saturday, Dec. 20, 2003 ★ The Meadowlands (79,466) ★ 8:30 p.m.

The 2003 AFC East Champions travel to the Meadowlands this week to face the New York Jets with playoff positioning at stake. New England brings a franchise-record 10-game winning streak and an NFL-best 12-2 record into the game, matching up against a Jets team that has won three of its last four games and each of its last three home games. New England has clinched the division title and is assured of a home playoff game, but still has a hefty amount of work to do as it tries to secure an ever-important first-round bye.

This week against the Jets, the Patriots will bid for their first season sweep of New York since 1996. The New England defense will have its hands full with a multi-dimensional New York offense featuring the rushing exploits of Curtis Martin (4.1 yards per carry) and the aerial prowess of quarterback Chad Pennington and his favorite target, Santana Moss (10 touchdowns). The New England run stuffing unit is ranked third in the NFL and will hope to stifle Martin's effectiveness, while the Patriots secondary has been a force all season (22 interceptions) and will try to prey on Pennington when he ventures downfield.

The New England offense has felt at home on the road recently, averaging 30.3 points in its last three road contests, including a 38-point outburst the last time the Patriots ventured out of Gillette Stadium on Nov. 30. Tom Brady is 23-4 in his career in games played after Nov. 1, and will try to improve his career record to 3-0 at the Meadowlands.

TELEVISION: This week's game will be televised by ESPN. The game can be seen locally on WCVB-TV Channel 5 in Boston. **Mike Patrick** will handle the play-by-play duties, while **Paul Maguire** and **Joe Theismann** will provide analysis. **Suzy Kolber** will deliver reports from the sidelines throughout the game. Immediately following the game, the Fifth Quarter postgame show can be seen on WSBK-TV Channel 38 in Boston.

RADIO: WBCN 104.1 FM is the flagship station for the Patriots Rock Radio Network. Play-by-play broadcaster **Gil Santos** is in his 27th season as the voice of the Patriots and calls the action along with Patriots Hall of Famer **Gino Cappelletti**. In 2003, Santos and Cappelletti celebrate their 20th season as a broadcast tandem.

SETTING THE MARK

In 2003, the Patriots have experienced the most regular-season success in team history. The 2003 squad is the first team in franchise history to win 12 regular-season games, besting the previous club mark of 11 wins (accomplished six times, most recently in 2001). New England has established the best 14-game record in franchise history with a 12-2 start to the 2003 season. The Patriots' previous best 14-game start was in 1976 when they finished the 14-game regular season with an 11-3 record.

TEN TAKES THE RECORD

The Patriots have won 10 games in a row, setting a franchise record for consecutive regular-season victories. New England's run of victories began with a 38-30 win over Tennessee at Gillette Stadium on Oct. 5, and is the longest winning streak in the NFL this season.

PLAYOFF POSSIBILITIES

The AFC East Champions are assured of hosting a playoff game and control their playoff positioning with two games remaining. New England can clinch a first-round bye this week if Denver beats Indianapolis on Sunday night. If the Patriots win their next two games, they will be assured of the top seed in the AFC and home field advantage throughout the playoffs.

The Patriots can clinch a first-round bye this week with—

1. IND loss
2. NE win or tie + IND tie



THIS WEEK: PATRIOTS VS. JETS

SERIES HISTORY

The Patriots and Jets will meet for the 88th time since the series between the AFC East rivals began in 1960. The Patriots have won three of the last four games between the teams, with two of the three victories coming at the Meadowlands. The Jets hold an overall edge in the series, but the Patriots lead the series 10-9 since Robert Kraft purchased the Patriots in 1994. New England defeated the Jets 23-16 at Gillette Stadium in their first meeting this season, breaking a five-game home losing streak to the Jets. The teams have split the season series each of the past two years, with all games being won by the visiting team in both 2001 and 2002. Last season, the teams split their two games, with the Patriots taking a 44-7 win away from the Meadowlands on Sept. 14 and the Jets posting a 30-17 victory at Gillette Stadium on Dec. 22. The Patriots have won three of their last four games against the Jets at the Meadowlands.



NEW YORK 47, NEW ENGLAND 39 (1 TIE)

Date	Result	+/-	Date	Result	+/-
1960	Patriots 28, at Jets 24+4	1981	at Jets 28, Patriots 24-4
	at Patriots 38, Jets 21+17		Jets 17, at Patriots 6-11
1961	Jets 21, at Patriots 20-1	1982	Jets 31, at Patriots 7-24
	at Jets 37, Patriots 30-7	1983	at Patriots 23, Jets 13+10
1962	Patriots 43, at Jets 14+29		at Jets 26, Patriots 3-23
	at Patriots 24, Jets 17+7	1984	Patriots 28, at Jets 21+7
1963	at Patriots 38, Jets 14+24		at Patriots 30, Jets 20+10
	at Jets 31, Patriots 24-7	1985	at Patriots 20, Jets 13+7
1964	at Patriots 26, Jets 10+16		at Jets 16, Patriots 13	ot....-3
	at Jets 35, Patriots 14-21	1986	Patriots 20, at Jets 6+14
1965	Jets 30, at Patriots 20-10		Jets 31, at Patriots 24-7
	Patriots 27, at Jets 23+4	1987	at Jets 43, Patriots 24-19
1966	at Patriots 24, Jets 24tie		at Patriots 42, Jets 20+22
	at Jets 38, Patriots 28-10	1988	at Patriots 28, Jets 3+25
1967	at Jets 30, Patriots 23-7		Patriots 14, at Jets 13+1
	Jets 29, at Patriots 24-5	1989	Patriots 27, at Jets 24+3
1968	Jets 47, Patriots 31-16		Jets 27, at Patriots 26-1
	(at Birmingham)		1990	Jets 37, at Patriots 13-24
	at Jets 48, Patriots 14-34		at Jets 42, Patriots 7-35
1969	Jets 23, at Patriots 14-9	1991	Jets 28, at Patriots 21-7
	at Jets 23, Patriots 17-6		Patriots 6, at Jets 3+3
1970	Jets 31, at Patriots 21-10	1992	at Jets 30, Patriots 21-9
	at Jets 17, Patriots 3-14		at Patriots 24, Jets 3+21
1971	at Patriots 20, Jets 0+20	1993	at Jets 45, Patriots 7-38
	at Jets 13, Patriots 6-7		Jets 6, at Patriots 0-6
1972	Jets 41, at Patriots 13-28	1994	at Jets 24, Patriots 17-7
	at Jets 34, Patriots 10-24		at Patriots 24, Jets 13+11
1973	Jets 9, at Patriots 7-2	1995	Patriots 20, at Jets 7+13
	at Jets 33, Patriots 13-20		at Patriots 31, Jets 28+3
1974	Patriots 24, at Jets 0+24	1996	Patriots 31, at Jets 27+4
	Jets 21, at Patriots 16-5		at Patriots 34, Jets 10+24
1975	at Jets 36, Patriots 7-29	1997	at Patriots 27, Jets 24	ot....+3
	Jets 30, at Patriots 28-2		at Jets 24, Patriots 19-5
1976	at Patriots 41, Jets 7+34	1998	Jets 24, at Patriots 14-10
	Patriots 38, at Jets 24+14		at Jets 31, Patriots 10-21
1977	at Jets 30, Patriots 27-3	1999	Patriots 30, at Jets 28+2
	at Patriots 24, Jets 13+11		Jets 24, at Patriots 17-7
1978	at Patriots 55, Jets 21+34	2000	at Jets 20, Patriots 19-1
	Patriots 19, at Jets 17+2		Jets 34, at Patriots 17-17
1979	at Patriots 56, Jets 3+53	2001	Jets 10, at Patriots 3-7
	at Jets 27, Patriots 26-1		Patriots 17, at Jets 16+1
1980	Patriots 21, at Jets 11+10	2002	Patriots 44, at Jets 7+37
	at Patriots 34, Jets 21+13		Jets 30, at Patriots 17-13
			2003	at Patriots 23, Jets 16+7

SERIES TRENDS

Overall Record in Series..... 39 wins, 47 losses, 1 tie
 Total Points Jets 1,935, Patriots 1,914
 Record in playoffs..... 1 win, 0 losses
 Record in New England..... 21 wins, 21 losses, 1 tie
 Record in New York..... 18 wins, 25 losses
 Neutral Sites 0 wins, 1 loss
 Longest winning streak..... 6 games (12/4/94 - 9/14/97)
 Longest losing streak..... 9 games (12/17/66 - 11/22/70)
 Seasonal Sweeps..... Jets 14 (most recent '00), Patriots 9 ('96)

TALE OF THE TAPE

2003 Regular Season	New England	New York
Record	12-2	6-8
Divisional Standings	1st	T-3rd
Total Yards Gained	4,447	4,345
Total Offense (Rank)	317.6 (18)	310.4 (20)
Rush Offense	95.9 (27)	102.3 (24)
Pass Offense	221.7 (9)	208.1 (15)
Points Per Game	21.1	17.6
Total Yards Allowed	4,089	4,651
Total Defense	292.1 (7)	332.2 (T-21)
Rush Defense	88.8 (3)	148.6 (31)
Pass Defense	203.3 (17)	183.6 (6)
Points Allowed/Game	15.9	18.2
Possession Avg.	30:55	27:23
Sacks Allowed/Yards Lost	30/205	23/161
Sacks Made/Yards	33/208	33/206
Interceptions By	22	9
Penalties Against/Yards	102/933	61/485
Punts/Avg.	79/37.3	64/36.8
Takeaway/Giveaway Ratio	+10	+3

PATRIOTS – JETS QUICK HITS

- The Patriots have six former Jets on their roster (Rick Lyle, Anthony Pleasant, Roman Phifer, Bobby Hamilton, Dedric Ward and Fred Baxter).
- Five Patriots coaches have also coached for the Jets (Bill Belichick, Romeo Crennel, Charlie Weis, Brad Seely, Eric Mangini).
- Tom Brady is 3-1 as a starter against the Jets.
- The Patriots have a 13-5 record against the AFC East since the beginning of the 2001 season. It's the best record among AFC East teams over that span.

THE LAST TIME

Patriots 23, Jets 16 – September 21, 2003

The Patriots scored a pair of second-half touchdowns to pull ahead of the Jets and win the 2003 Gillette Stadium opener by a 23-16 score. Running backs Kevin Faulk and Antowain Smith combined for 134 yards on 30 carries (4.5 avg.) for New England to grind out yards and consistently move the ball on offense. Tom Brady completed 15 of 25 passes for 181 yards and ran for a touchdown. The defense supplied the day's other touchdown, courtesy of a 55-yard interception return by rookie cornerback Asante Samuel.

The teams traded three field goals in the first two-and-a-half quarters to leave the game in a 9-9 deadlock with time ticking down in the third quarter. Then, Brady got the Patriots into the end zone not with his arm but with his feet, as he ran the ball in from one yard out to give the Patriots a 16-9 lead. On the Jets' possession after Brady's touchdown, Samuel continued the Patriots' push by picking off a Vinny Testaverde pass on the first play of the fourth quarter and returning it 55 yards for a touchdown and a 23-9 Patriots lead with 14:49 left in the game. But the Jets did not go down without a fight, needing just four plays after Samuel's touchdown to come up with a score of their own on a 29-yard touchdown pass from Testaverde to Wayne Chrebet to cut New England's lead to 23-16. The Patriots defense answered the call as the game wound down, forcing the Jets to miss a field goal, then allowing them just one first down on their final two drives to preserve the divisional win and improve to 2-1 on the season.

MEDIA WEBSITE

All of the Patriots' up-to-date media materials are available 24 hours a day, 7 days a week on the Patriots' new media website. Visit media.patriots.com to sign up today.





THIS WEEK: PATRIOTS VS. JETS

CONNECTIONS

- Patriots head coach **Bill Belichick** was the Jets' Assistant Head Coach/Secondary for three seasons (1997-99).
- As head coach of the Cleveland Browns, Belichick hired **Mike Tannenbaum** as a personnel intern. He is now the Jets' Assistant G.M./Director of Player Personnel.
- Defensive Coordinator **Romeo Crennel** was the defensive line coach for the Jets from 1997-99.
- Inside Linebackers coach **Pepper Johnson** played for two seasons with the Jets, before retiring in 1999. In his first season with the Jets, he was voted captain before the start of the regular season.
- Defensive Backs coach **Eric Mangini** served as the Jets Defensive Assistant/Quality Control coach from 1997-99.
- Special Teams coach **Brad Seely** held the same position with the Jets in 1994.
- Offensive Coordinator **Charlie Weis** coached for three seasons with the Jets (1997-Wide Receivers, 1998-Offensive Coordinator/WRs, 1999-Offensive Coordinator/FBs).
- Patriots Vice President of Player Personnel **Scott Pioli** was the Director of Pro Personnel for the Jets from 1997-1999.
- Patriots Guard **Joe Andruzzi** is from Staten Island, N.Y., where he was an offensive and defensive tackle at Tottenville High School.
- Patriots Tight End **Fred Baxter** was originally drafted in the fifth round of the 1993 NFL Draft (115th overall) by the Jets, for whom he played for eight seasons.
- Patriots Linebacker **Don Davis** originally signed with the Jets as a rookie free agent in the spring of 1995.
- Patriots Running Back **Kevin Faulk** set a career-high with a 95-yard kickoff return vs. the Jets (11/15/99). It was the eighth longest return – and the longest non-scoring return – in franchise history.
- Patriots Defensive End **Bobby Hamilton** was signed by the Jets as a free agent and participated on their practice squad for the first season before being activated and staying with the organization for another four years.
- Patriots Quarterback **Damon Huard** made his NFL debut against the Jets, while he was playing for the Dolphins, and connected on two-of-three passes for 21 yards.
- Patriots Cornerback **Ty Law** scored his first touchdown, a 38-yard interception return against the Jets (12/8/96). He also recorded his first career fumble recovery (9/14/97) against the Jets.
- Patriots Defensive Lineman **Rick Lyle** signed with the Jets as an unrestricted free agent in March of 1997, where he remained for five seasons.
- Patriots Linebacker **Roman Phifer** signed with the Jets as an unrestricted free agent on March 5, 1999, and stayed with the organization for two seasons.
- Patriots Defensive End **Anthony Pleasant** played for the Jets for two seasons, during which time he recorded 31 starts out of his 32 appearances.
- While playing for the Carolina Panthers, Patriots Cornerback **Tyrone Poole** snagged his first career interception in the franchise's first win, 26-15 over the Jets (10/15/95).
- Jets Assistant Head Coach/Senior Offensive Assistant **Jimmy Raye** was the offensive coordinator for the Patriots in 1990.
- Jets Defensive Back **Jamie Henderson** was drafted in the fourth round (101st overall) of the 2001 draft in a selection from the Patriots as part of the compensation package for Head Coach **Bill Belichick**.
- Jets Quarterback **Vinny Testaverde** started 31 games at quarterback for the Cleveland Browns from 1993-95, when **Bill Belichick** was the team's head coach.
- Jets Running Back **Curtis Martin** was originally drafted by the Patriots in the third round (74th overall) of the 1995 NFL Draft; in his three seasons with New England, Martin appeared in 45 games with 43 starts.

THE HEAD COACHES

BILL BELICHICK

Overall Record: 77-70 (.524)
Regular Season: 73-69 (.514)
Postseason: 4-1 (.800)
With New England overall: 40-25 (.615)
Overall since Oct. 26, 2001: 34-11 (.756)



Bill Belichick is celebrating his 29th consecutive season as an NFL coach and is has spent more consecutive seasons in the league than any other current head coach. He has been a part of three Super Bowl championship teams, including the memorable victory in Super Bowl XXXVI that brought the Patriots their first title in franchise history. Belichick has ensured that the spark of the Super Bowl season ignited a run of success that will last well into the future. Since Oct. 14, 2001, the Patriots have blossomed, rattling off 34 wins in their last 45 games and making Belichick the winningest NFL Head Coach since Week Four of the 2001 season. In 2003, Belichick has led the Patriots to their second AFC East title in his fourth season with the team. His overall record of 40-25 (including a 3-0 playoff mark) gives him the best winning percentage of any head coach in Patriots history.

HERMAN EDWARDS

Overall Record: 26-23 (.531)
Regular Season: 25-21 (.543)
Postseason: 1-2 (.333)
With New York overall: 26-23 (.531)
Overall since Oct. 26, 2001: 24-21 (.533)



Herman Edwards is in his third season as an NFL head coach and has led the Jets to the playoffs in each of his previous two seasons. He took over as head coach on January 18 2001 and made an immediate impact, leading the Jets to a 10-6 record and becoming the first coach in franchise history to earn a playoff berth in his inaugural season. He followed up his initial accomplishments by leading the franchise to its second division title since the 1970 merger. New York rebounded from a 2-5 start to win seven of its last nine games and claim the AFC East crown in 2002. The former NFL standout defensive back spent five seasons from 1996-2000 as the assistant head coach/defensive backfield coach for the Tampa Bay Buccaneers under Tony Dungy. He had previously spent five seasons from 1990-95 with the Kansas City Chiefs, spending three seasons as a scout and two as a coach. Edwards played his college ball at San Diego State, then played for nine seasons (1977-85) for the Philadelphia Eagles. His playing career ended in 1986 with the Los Angeles Rams and Atlanta Falcons and he began his coaching career at his alma mater in 1987 before returning to the NFL ranks with the Chiefs in 1990.

PASSING PERFORMANCES

Tom Brady owns a 3-1 record against the Jets as a starting quarterback. Chad Pennington won his only start against New England, coming in the teams' second meeting last season. A game-by-game analysis of the two quarterbacks appears below.

Tom Brady vs. New York Jets (3-1 as a starter)

Date	A	C	Yd	%	TD	I	Rating	W/L	Score
09/23/01	10	5	46	.500	0	0	62.9	Did Not Start	
12/02/01	28	20	213	.714	0	0	93.3	W	17-16
09/15/02	35	25	269	.714	2	1	100.8	W	44-7
12/22/02	37	19	133	.514	1	1	57.6	L	17-30
09/21/03	25	15	181	.600	0	0	82.3	W	23-16
Totals	135	84	842	.622	3	2	81.2	3-1	

Chad Pennington vs. New England Patriots (1-0)

Date	A	C	Yd	%	TD	I	Rating	W/L	Score
12/22/02	33	23	285	.697	3	0	126.5	W	30-17



LAST GAME: PATRIOTS 27, JAGUARS 13

PATRIOTS 27, JAGUARS 13

December 14, 2003 ★ Gillette Stadium (Att: 68,436)

	1	2	3	4	Final
Jacksonville Jaguars	3	3	0	7	13
New England Patriots	7	6	0	14	27

PICK PARTY

Tyrone Poole intercepted a Byron Leftwich pass with 5:50 left in the game to record his second interception of the game and his team-leading sixth of the season. Poole also picked off Leftwich's first pass of the fourth quarter to set up New England's second touchdown of the game, a 10-yard pass from Brady to Brown. Poole's six interceptions are a career high. The Patriots have recorded an interception in each of their seven home games this season and have recorded at least one pick in 13 of their 14 games in 2003. Poole is the third Patriot to record a two-interception game this season, joining Rodney Harrison (10/12) and Ty Law (11/16).

POINTLESS FOES

The Jaguars put points on the board on their first drive of the afternoon, breaking the Patriots' 10-quarter home shutout streak. New England had held its opponents scoreless on 31 consecutive possessions, including shutout wins over Miami and Dallas. Before Seth Marler nailed a 24-yard field goal with 7:23 left in the first quarter, the last time the Patriots had allowed any points at Gillette Stadium was 49 days earlier, when Cleveland's Phil Dawson nailed a 29-yard field goal with 24 seconds left in the second quarter against Cleveland on Oct. 26.

OPENING STRONG

The Patriots scored a touchdown on their opening drive, marking the first time this season the Patriots have reached the end zone on their first possession of the game. New England received the opening kickoff and drove 66 yards in nine plays, ending with a 27-yard touchdown pass from Tom Brady to Daniel Graham. Before today, the last time the Patriots scored a touchdown on their first possession of the game was on Nov. 24, 2002, in a 24-17 win over the Minnesota Vikings.

GREAT POINTS

Adam Vinatieri became just the second Patriot to pass the 900-point barrier when his 22-yard field goal in the second quarter gave the Patriots a 10-3 lead and gave Vinatieri 902 points for his career. Vinatieri joins Gino Cappelletti in the 900-point club and ranks second to Cappelletti (1,130 points) on the Patriots all-time scoring list.

MOVING ON UP

Tom Brady passed Jim Plunkett to move into fourth place on the Patriots' all-time touchdowns list with his 63rd career touchdown toss, a 10-yard toss to Troy Brown with 11:02 left in the game. Brady's 27-yard strike to Daniel Graham in the first quarter tied Plunkett's mark. Brady trails Steve Grogan (182), Drew Bledsoe (166) and Vito "Babe" Parilli (132) on the Patriots' all-time lists.

TOUCHDOWN STREAK ENDED

Before Jacksonville scored a touchdown with 3:20 left in the game, the Patriots had not allowed a touchdown at Gillette Stadium in over five games worth of clock time. Byron Leftwich's 27-yard touchdown toss to Kevin Johnson broke a string of 62 consecutive possessions on which the Patriots had stopped their opponents short of the end zone at Gillette Stadium. Before Johnson's catch, the last time the Patriots had allowed a touchdown at Gillette Stadium was on Oct. 5, when Steve McNair ran the ball in from one yard out with 4:40 left in the game. According to the Elias Sports Bureau, the Patriots were the first team to allow no touchdowns in four consecutive home games within one season since the 1938 New York Giants.

HOT WHEN IT'S COLD

At kickoff against the Jaguars, the temperature was 25 degrees with a wind chill of 16 degrees. Including their 27-13 win over Jacksonville, the Patriots are now 13-2 since 1993 when the game-time temperature is 35 degrees or colder. The Jaguars game was the coldest Patriots game since the "Snow Bowl" against Oakland in the 2001 playoffs. That game was also a frigid 25-degree affair, which the Patriots won, 16-13 in overtime, to advance to the AFC Championship Game.

COLDEST GAMES SINCE 1993 (13-2)

Date	Opp.	Temp	Notes	W/L	Score
12/26/93	IND	19	Wind Chill -21	W	38-0
12/21/96	at NYG	24	Wind Chill 18	W	23-22
12/14/03	JAX	25	Wind Chill 16	W	27-13
01/19/02	OAK*	25	Snow	W	16-13 ot
12/10/95	NYJ	26	Wind Chill -4	W	31-28
01/12/97	JAX*	27	Wind Chill 0	W	20-6
12/07/03	MIA	28	Wind Chill 17	W	12-0
12/24/00	MIA	31	Wind Chill 17	L	24-27
11/26/95	at BUF	33	Flurries	W	35-25
12/16/01	at BUF	34	Wind Chill 17	W	12-9 ot
12/12/93	CIN	34	Wind Chill 10	W	7-2
12/17/00	at BUF	35	Snow/W.Chill 6	W	16-13 ot
11/23/97	MIA	35	Flurries/Drizzle	W	27-24
12/28/97	MIA*	35	Wind Chill 22	W	17-3
01/01/95	at CLE*	35	Wind Chill 20	L	13-20

*-playoffs

LET IT SNOW

Snow began to fall a few minutes into the second half and was falling moderately by the midway point of the third quarter. Last week's game was the second game in a row during which snow has fallen in Foxborough, and the sixth home snow game in Foxborough in franchise history. The Miami game on Dec. 7 began in light to moderate snowfall until the snow finally tapered off midway through the second quarter. The Patriots are a perfect 6-0 in snowy games in Foxborough.

SNOW GAMES IN FOXBOROUGH (6-0)

Date	Opp.	Temp	Weather	W/L	Score
12/14/03	JAX	25	Snow in 2nd Half	W	27-13
12/07/03	MIA	28	Cold, Snow, Wind	W	12-0
01/19/02	OAK	25	Snow, 3-5 inches	W	16-13 ot
12/04/83	NO	35	Cold, Snowing	W	7-0
12/12/82	MIA	22	Wind, Snow	W	3-0
12/10/78	BUF	28	Snow, Some Sun	W	26-24

THE A-TRAIN

Antowain Smith ran the ball in for a 1-yard touchdown with 4:18 left in the game to record his third rushing touchdown of the season and give New England a 27-6 lead. Smith now has 11 touchdowns in his last 12 games played after Dec. 1. The Patriots are now 16-2 in games in which Smith has run for a touchdown.

QUICK HITS

- Richard Seymour sacked Byron Leftwich for a 6-yard loss in the second quarter. The sack gave Seymour 7.5 sacks for the season and tied Mike Vrabel for the team lead. Seymour's 7.5 sacks are a career high (5.5, 2002).
- The Patriots defense held Jacksonville to just six points on three Jaguars possessions that entered the Patriots' red zone in the first half.
- Troy Brown's 10-yard touchdown catch with 11:02 left in the game made the score 20-6. The Patriots defeated the Jaguars in the 1996 AFC Championship Game by the same 20-6 score.



TEAM NEWS AND NOTES

FANTASTIC FINISHES

One of the oldest mantras in sports is that it doesn't matter where you start a season, but it does matter where you finish it. The Patriots have done a remarkable job of finishing strong over the past two-plus seasons, as they have compiled a 23-4 (.852) record after November 1 since the 2001 season. In 2001, the Patriots hit their groove as the calendar turned to the 11th month, winning 11 of their last 12 games en route to the Super Bowl XXXVI title.

Season	Pre-11/1	Post-11/1	Totals
2001.....	3-4.....	11-1.....	14-5*
2002.....	3-4.....	6-3.....	9-7
2003.....	6-2.....	6-0.....	12-2
Totals	12-10	23-4	35-14

*-Includes Playoffs

ROLLING START

Through 14 games, the Patriots have used almost enough different starters to field two full teams of offense and defense. New England has used 42 different starters through its first 14 games and has clinched the AFC East title with an 12-2 record. Players who have started for the Patriots have missed a total of 93 games because of injuries, and five opening day starters are now on injured reserve. New England has used a different combination of 22 starters in each game and has only been able to start the same offensive lineup in consecutive games on one occasion (Weeks 12-13). On defense, the Patriots have used nine different combinations in their 14 games. Despite the changing lineups, the Patriots and their coaching staff have seamlessly made transitions with multiple starters out of the lineup, winning 10 games in a row and 12 of their last 13 games.

BREAKDOWN OF PATRIOTS STARTERS

GS=Game Started; GM=Game Missed due to injury

DEFENSE	GS	GM	OFFENSE	GS	GM
20 Starters	154	34	22 Starters	154	59

DEFENSIVE LINE (7)

B. Hamilton	14	-
R. Seymour	12	1
J. Green	6	-
T. Washington	8	6
T. Warren	4	-
R. Lyle	1	-
D. Klecko	1	1

LINEBACKER (7)

T. Bruschi	14	-
R. Phifer	13	-
M. Vrabel	8	3
W. McGinest	9	2
M. Chatham	4	-
R. Colvin-IR	2	12
T. Johnson	2	8

CORNERBACK (3)

T. Poole	14	-
T. Law	13	1
A. Samuel	1	-

SAFETY (3)

R. Harrison	14	-
E. Wilson	13	-
A. Harris	1	-

*-Released with an injury settlement after six games, then re-signed prior to Week 15

OFFENSIVE LINE (8)

J. Andruzzi	14	-
M. Light	14	-
D. Koppen	13	-
D. Woody	12	2
T. Ashworth	11	-
A. Klemm-IR	3	10
M. Compton-IR	2	12
R. Hochstein	1	-

WIDE RECEIVER (5)

T. Brown	9	4
D. Branch	10	1
D. Patten-IR	5	8
B. Johnson	4	-
D. Givens	3	3

QUARTERBACK (1)

T. Brady	14	-
----------	----	---

RUNNING BACK (3)

K. Faulk	8	1
A. Smith	5	2
M. Cloud	1	-

FULLBACK (3)

F. McCrary-IR	3	7
L. Centers	2	7*
P. Pass	1	-

TIGHT END (2)

C. Fauria	12	-
D. Graham	8	2

2003 PATRIOTS AWARD WINNERS

LB Teddy Bruschi	AFC Defensive Player of the Week (Wk. 2)
	AFC Defensive Player of the Week (Wk.14)
CB Asante Samuel	Pepsi NFL Rookie of the Week (Wk. 3)
	Players Inc. Rookie of the Week (Wk. 3)
DL Richard Seymour	AFC Sp. Teams Player of the Week (Wk. 7)
TE Daniel Graham	AFC Offensive Player of the Week (Wk. 8)
QB Tom Brady	AFC Offensive Player of the Week (Wk. 9)
	FedEx Air Player of the Week (Wk. 9)
	MNF Snickers Hungriest Player (Wk. 9)
Coach Bill Belichick	Staples NFL Coach of the Week (Wk.11)
WR Bethel Johnson	AFC Sp. Teams Player of the Week (Wk 13)
LB Willie McGinest	Levitra Play of the Week (Wk 13)

WORKING OVERTIME

The Patriots have won their last eight overtime games (including the playoffs). The Patriots' eight-game overtime winning streak is the longest in NFL history. The Patriots have won two overtime games this season, defeating the Dolphins 19-13 in Miami and defeating the Texans 23-20 in Houston. New England has not lost in overtime since Buffalo won 16-13 at Foxboro Stadium on Nov. 5, 2000. Since that time, the Patriots have won eight straight, including five games in which they scored on their first possession of overtime.

DATE	OPP	PLAY	DRIVE INFO	FINAL SCORE
11/23/03	at HOU	28-yd FG	9 plays, 76 yards; 3:39	23-20
10/19/03	at MIA	82-yd TD	1-82; 0:12	19-13
12/29/02	vs. MIA+	35-yd FG	7-43; 2:03	27-24
09/22/02	vs. KC+	35-yd FG	9-53; 4:40	41-38
01/19/02	vs. OAK+*	23-yd FG	15-61; 8:29	16-13
12/16/01	at BUF+	23-yd FG	8-75; 3:18	12-9
10/14/01	vs. SD+	44-yd FG	6-51; 2:59	29-26
12/17/00	at BUF	24-yd FG	14-83; 5:56	13-10
11/05/00	vs. BUF	32-yd FG	6-52-2:50	L, 13-16

*playoffs

+NE scored on its first possession in overtime

O.T. IS THE PLACE TO BE

The Patriots have won eight straight overtime games and own the longest overtime winning streak in NFL history, including playoff games. The streak includes New England's 16-13 "Snow Bowl" win over Oakland in the 2001 Divisional Playoffs (01/19/02).

MOST CONSECUTIVE OVERTIME VICTORIES

Wins	Team	Dates
8*New England	2000-present
7Denver	1978-1985
6Washington	1976-1987
6Pittsburgh	1994-1997
5Many Times	

*-Includes one playoff game

HOLDING THE LEAD

The Patriots lead the NFL with 25 consecutive victories when holding a lead entering the fourth quarter. The last time New England lost a game in which it held a fourth-quarter lead was on Dec. 24, 2000, when it led Miami 24-17 entering the fourth quarter and ended up losing, 27-24. Since then, the Patriots have won six games in which they trailed or were tied entering the fourth quarter. New England was 10-0 when leading after three quarters in 2001, won all six games in 2002 and has won nine in a row in 2003.

CONSECUTIVE WINS / LEADING AFTER THREE QUARTERS

New England Patriots	25
Tennessee Titans.....	18
Kansas City Chiefs	14



TEAM NEWS AND NOTES

BELICHICK'S PATRIOTS RENAISSANCE

Patriots Head Coach Bill Belichick was facing one of the biggest challenges of his coaching career on Oct. 14, 2001. Going into a game against the San Diego Chargers at Foxboro Stadium, the coach was faced with a 1-3 record, a young quarterback and a team that few people expected would eventually hoist the Lombardi Trophy less than four months later. The Patriots rebounded from a 10-point deficit and won that day, topping San Diego 29-26 in overtime and igniting a run that took New England to the top of the NFL world in winning Super Bowl XXXVI. The victory also started a run that has seen Belichick compile the best record of any NFL head coach since Week Four of the 2001 season, leading his team to wins in 33 of its last 44 games. The remarkable run includes postseason play, where Belichick and the Patriots own a perfect 3-0 record.

NFL COACHES RECORDS SINCE WEEK FOUR, 2001

Coach	Team	W	L	T	Pct.
Bill Belichick	NE	34	11	0	.756
Andy Reid	PHI	35	12	0	.745
Mike Sherman	GB	30	15	0	.667
Mike Martz	STL	30	15	0	.667
Jeff Fisher	TEN	29	16	0	.644
Bill Parcells	DAL	9	5	0	.643
Jon Gruden	OAK/TB	30	17	0	.638
Tony Dungy	TB/IND	28	17	0	.622
Bill Cowher	PIT	28	18	1	.606
Dick Vermeil	KC	25	17	0	.595
Dave Wannstedt	MIA	25	18	0	.581
Marvin Lewis	CIN	8	6	0	.571
Mike Shanahan	DEN	23	19	0	.548
Steve Mariucci	SF/DET	24	21	0	.533
Herman Edwards	NYJ	24	21	0	.533
John Fox	CAR	16	14	0	.533
Mike Holmgren	SEA	22	20	0	.524
Brian Billick	BAL	23	21	0	.523
Bill Callahan	OAK	17	16	0	.515
Jim Haslett	NO	21	22	0	.488
Dick Jauron	CHI	21	23	0	.477
Marty Schottenheimer	WAS/SD	19	23	0	.452

MEETING THE CHALLENGE

The Patriots have been forced to face some of the NFL's elite defenses this season and have responded with victories. New England has played five games against teams with defenses ranked in the top six in the league heading into the game, including matchups with the top two defenses in consecutive games (Denver and Dallas). Below are the results of New England's games against tough defenses.

Date	Opponent	Tot.	Run	Pass	W/L	Score
12/15/03	Jacksonville	5	2	15	W	27-13
11/16/03	Dallas	1	3	1	W	12-0
11/03/03	at Denver	2	10	5	W	30-26
10/26/03	Cleveland	6	27	1	W	9-3
10/05/03	Tennessee	5	3	19	W	38-30

*-Opposing defense's rank entering the game

TURNING OVER WINS

The Patriots are 9-0 this season when they record a positive or even turnover ratio, and are 3-2 when they have a negative turnover ratio. Since the beginning of the 2001 season, the Patriots are 21-2 when they record a positive turnover differential. New England notched a +5 turnover differential in its Week Six win over the New York Giants. It was their greatest turnover advantage since they also came out ahead by five turnovers in a 27-17 win over Buffalo (12/08/02). New England is tied for second in the AFC with a +10 turnover differential this season.

RIISING TO THE OCCASION

The Patriots are 7-0 this season against teams that currently have winning records, showing their ability to beat the NFL's top teams. New England has beaten an 11-3 team (Indianapolis), a 10-3 team^ (Philadelphia), a 10-4 team (Tennessee) a 9-5 team (Denver) and an 8-5 team^ (Miami, twice). New England is the only team in the NFL with eight or more wins to have won more than four games against teams with records above .500.

RECORDS AGAINST OPPOSITION ABOVE .500

Team	Overall Record	Record vs Winning teams^
New England	12-2	7-0
Kansas City	12-2	3-2
Indianapolis*	11-3	3-2
Philadelphia*	11-3	4-2
St. Louis	11-3	4-1
Tennessee*	10-4	2-3
Dallas*	9-5	2-3
Denver*	9-5	2-4
Miami*	8-6	2-5
Carolina	8-6	1-3
Seattle	8-6	1-4
Minnesota	8-6	3-2
Baltimore	8-6	3-5
Cincinnati	8-6	2-2

*-Teams New England has defeated

BEAST OF THE EAST

The Patriots are 12-3 in their last 15 games against the AFC East. New England has the best record among AFC East teams in division games since the beginning of the 2001 season (13-5). The New York Jets are second with a 10-8 record. Miami has gone 9-9 in the division since 2001 and Buffalo has a 5-13 record (see below).

Team	Division W-L Since 2001	Team	Division W-L Since 2001
New England	13-5	Miami	9-9
New York Jets	10-8	Buffalo	5-13

STINGY ON THIRD DOWN

The Patriots rank fifth in the NFL in allowing their opponents just 64 conversions in 202 third-down opportunities (31.7 percent). In 2002, the Patriots allowed their opponents to convert on third down 43 percent of the time. So far this season, the Patriots have held their opponents to less than a 30 percent third-down conversion rate on six separate occasions and have won five of the six games, including a 12-0 shutout win over Miami to clinch the AFC East title. Over a three-game span from Weeks Two through Four, the Patriots allowed their opponents just seven conversions in 38 tries (18.4 percent).

HOLDING OPPONENT TO UNDER 30% ON THIRD DOWN

Date	Opponent	Made/Att	Pct.	W/L
12/07/03	Miami	4/18	22	W
11/03/03	at Denver	4/14	29	W
10/26/03	Cleveland	3/14	21	W
09/28/03	at Washington	3/11	27	L
09/21/03	N.Y. Jets	1/13	8	W
09/14/03	at Philadelphia	3/14	21	W

FOURTH QUARTER QUALITY

The fourth quarter has been the Patriots' most productive segment of the game so far this season. New England has netted 94 fourth-quarter points, while allowing their opponents just 66 fourth-quarter points this season.



PATRIOTS IN THE PLAYOFFS

WRAPPING IT UP

The Patriots clinched their seventh division title with their 12-0 win over Miami on Dec. 7. It is the earliest point in the season at which the Patriots have clinched a division title. Four of the Patriots' previous six division titles were clinched on the final day of the season, with a fifth being clinched in a tie-breaking playoff game in 1963. Before this season, the only other time the Patriots had clinched a division title with games left on the schedule was in 1978, when New England wrapped up the AFC East on Dec. 10, 1978, with one game left in the season.

PATRIOTS DIVISION-CLINCHING GAMES

Year	Date Clinched	Division Title	Opp.	Final Score	Final Record	2nd Place
2003	12/07/03		MIA	12-0	???	???
2001	01/06/02^	at CAR		38-6	11-5	MIA (11-5) ¹
1997	12/22/97^	at MIA		14-12	10-6	MIA (9-7)
1996	12/21/96^	at NYG		23-22	11-5	BUF (10-6)
1986	12/22/86^	at MIA		34-27	11-5	NYJ (10-6)
1978	12/10/78	BUF		26-24	11-5	MIA (11-5) ¹
1963	12/28/63*	at BUF		26-8	7-6-1	BUF (7-6-1) ²

^-- Season Finale

*-- Division-deciding AFL playoff in Buffalo, N.Y.

NOTE: New England clinched in 1978 with one game remaining.

TIEBREAKER EXPLANATIONS

1. New England finished ahead of Miami based on better division record (6-2 to Dolphins' 5-3)
2. Boston defeated Buffalo in a divisional playoff game to claim the division crown and advance to the AFL Championship Game

CLINCHING DIVISION AT HOME

This season marks the second time the Patriots have clinched a division title at home and the first time since 1978. Out of their six previous division titles, the Patriots clinched just one at home. On Dec. 10, 1978, New England defeated the Buffalo Bills, 26-24, at Schaefer Stadium to claim just the second division title in franchise history and the team's first crown since the AFL-NFL merger. On a frigid 28-degree afternoon with off-and-on snow, New England came back from a 24-21 fourth-quarter deficit to clinch the division on a 21-yard field goal by David Posey with eight seconds left in the game. The Patriots' five other division titles have all been clinched on the road, in the final game of the season.

PATRIOTS IN THE PLAYOFFS

The Patriots have now qualified for the playoffs 12 times in their 44-year history, including six times in the 10 seasons since Robert Kraft purchased the team in 1994. New England has won seven division crowns and has qualified as a Wild Card team on four occasions (1998, 1994, 1985 and 1976). The Patriots also qualified for the playoffs in 1982 as part of a 16-team tournament following a players' strike.

PATRIOTS PLAYOFF SEASONS (12)

Year	How Qualified	Playoff Record	Result
2003	Division Champions	???	???
2001	Division Champions	3-0	Super Bowl Champions
1998	Wild Card	0-1	Wild Card Round
1997	Division Champions	1-1	AFC Divisional Round
1996	Division Champions	2-1	--AFC Champions--
1994	Wild Card	0-1	Wild Card Round
1986	Division Champions	0-1	AFC Divisional Round
1985	Wild Card	3-1	--AFC Champions--
1982*	16-Team Format	0-1	First Round
1978	Division Champions	0-1	AFC Divisional Round
1976	Wild Card	0-1	Wild Card Round
1963	Division Champions	1-1	--AFL Finalists--

Totals -- 12 Playoff Seasons: 7 Division Champions; 4 Wild Cards;

1 16-Team Tournament*.

10-10 all-time playoff record.

*-Strike Year

PLAYOFF POSSIBILITIES

The Patriots have clinched the AFC East Title and are currently the top team in the conference in terms of playoff seeding. New England controls its playoff destiny and with two more wins would clinch the top seed in the AFC. A complete listing of playoff tiebreaking procedures can be found on page 449 of the 2003 Patriots Media Guide.

2003 AFC STANDINGS

Team	W	L	Pct	PF	PA	Stk	Div.	Cnf.
z- New England	12	2	.857	21.1	15.9	W10	3-1	9-1
z- Kansas City	12	2	.857	30.9	20.3	W1	5-1	10-2
x-Indianapolis	11	3	.786	29.3	20.6	W2	4-1	8-2
y-Cincinnati	8	6	.571	23.0	23.9	W1	3-2	6-5
Tennessee	10	4	.714	26.8	20.5	W1	3-2	7-4
Denver	9	5	.643	24.8	18.1	W3	5-1	8-3
Miami	8	6	.571	19.1	16.9	L2	2-2	5-5
Baltimore	8	6	.571	24.5	19.4	L1	2-2	5-5

z-Clinched Division Title y-Division Leader x-Clinched Playoff Berth

REMAINING OPPONENTS (Aggregate Record)

Team	Opp. Record	Wk 16	Wk 17
New England	12-16, .429	at NYJ (6-8)	vs. BUF (6-8)
Kansas City	14-14, .500	at MIN (8-6)	vs. CHI (6-8)
Indianapolis	14-14, .500	vs. DEN (9-5)	at HOU (5-9)
Cincinnati	15-13, .538	at STL (11-3)	vs. CLE (4-10)
Tennessee	12-16, .429	at HOU (5-9)	vs. TB (7-7)
Denver	19-9, .679	at IND (11-3)	at GB (8-6)
Miami	12-16, .429	at BUF (6-8)	vs. NYJ (6-8)
Baltimore	9-19, .321	at CLE (4-10)	vs. PIT (5-9)

PLAYOFF RESULTS

The Patriots have compiled a 10-10 record in their 20 previous playoff games. This season, New England will host its fifth playoff game since 1996 and its sixth playoff game in club history. New England has played in three Super Bowls (XX, XXXI and XXXVI) and also in the 1963 AFL Championship Game.

PATRIOTS ALL-TIME PLAYOFF RESULTS (10-10)

Date	Round	Opponent	W/L	Score
02/03/02	Super Bowl XXXVI	St. Louis	W	20-17
01/27/02	AFC Championship	at Pittsburgh	W	24-17
01/19/02	AFC Divisional	Oakland	W	16-13 ot
01/03/99	AFC Wild Card	at Jacksonville	L	10-25
01/03/98	AFC Divisional	at Pittsburgh	L	6-7
12/28/97	AFC Wild Card	Miami	W	17-3
01/26/97	Super Bowl XXXI	Green Bay	L	21-35
01/12/97	AFC Championship	Jacksonville	W	20-6
01/05/97	AFC Divisional	Pittsburgh	W	28-3
01/01/95	AFC Wild Card	at Cleveland	L	13-20
01/04/87	AFC Divisional	at Denver	L	17-22
01/26/86	Super Bowl XX	Chicago	L	10-46
01/12/86	AFC Championship	at Miami	W	31-14
01/05/86	AFC Divisional	at L.A. Raiders	W	27-20
12/28/85	AFC Wild Card	at N.Y. Jets	W	26-14
01/08/83	First Round Playoff	at Miami	L	31-28
12/31/78	AFC Divisional	Houston	L	14-31
12/18/76	AFC Divisional	at Oakland	L	21-24
01/05/64	AFL Championship	at San Diego	L	10-51
12/28/63	AFL Divisional	at Buffalo	W	26-8

PATRIOTS PLAYOFF RECORD BY ROUND

First Round*	0-1
Wild Card Round	2-2
Divisional Round	4-4
Conference Championship	3-0
AFL Championship	0-1
Super Bowl	1-2
Total	10-10

*-1982 Strike Season



DEFENSE NEWS AND NOTES

SOLID SECONDARY

The Patriots overhauled their secondary in 2003 and the move has paid clear dividends across the board. Of New England's top five defensive backs, four were not with the team in 2002. Ty Law is once again leading the secondary with another solid season, and has been joined by free agents Rodney Harrison and Tyrone Poole, along with rookies Eugene Wilson and Asante Samuel to shut down opposing passing attacks in impressive fashion.

PASS DEFENSE THROUGH 14 GAMES

Category	2003	2002	+/-
Opponents Passer Rating	59.7	75.4	-15.7
Opponents Completion Pct.	52.8	59.3	-6.5
Interceptions Made.....	22	18	+4
Touchdowns Surrendered	11	19	-8
Opponents' Points Per Game	15.9	20.9	-5.0
Overall Record	12-2	8-6	+4

INDIVIDUAL BREAKDOWN THROUGH 14 GAMES

2003	Int	Yds	PD	2002	Int	Yds	PD
SS: R. Harrison	2	0	9	SS: L. Milloy	0	0	6
FS: E. Wilson	3	8	8	FS: T. Jones	1	0	5
CB: T. Law	5	112	20	CB: T. Law	4	33	10
CB: T. Poole	6	81	20	CB: O. Smith	2	21	7
DB: A. Samuel	2	55	8	DB: V. Green	1	90	3
Totals	18	256	65	Totals	6	140	31

2003 IMPROVEMENT: 12 INT, 34 PD

NO PASSING ZONE

The Patriots have held opposing quarterbacks to a cumulative passer rating of 59.7, allowing them just 11 touchdowns and intercepting 22 passes. New England leads the NFL in defensive passer rating and is tied for first in fewest passing touchdowns allowed. The Patriots have held four opposing quarterbacks to their lowest passer rating of the season, including the NFL's leading passer, Steve McNair, who managed just a 68.8 rating in New England's 38-30 win over Tennessee on Oct. 5. In addition, the Patriots have held six different opposing signal callers to their worst touchdown/interception ratio of the season. The table below compares how opposing quarterbacks fared against New England to how they fared in all of their other games combined.

NFL QUARTERBACKS VS. NEW ENGLAND

Quarterback, Team	Passer rating		TD/INT vs.	
	vs. NE	Others	NE	Others
Jay Fiedler, MIA (12/07)	25.1*	83.0	0/2^	8/7
Donovan McNabb, PHI	33.4*	82.0	0/2^	12/7
Quincy Carter, DAL	38.0*	73.5	0/3^	15/15
Kerry Collins, NYG	45.4	74.0	0/4^	13/12
Kelly Holcomb, CLE	54.6	76.4	0/1	10/11
Danny Kanell, DEN	57.2	48.6	1/1	1/3
Tony Banks, HOU	60.9	91.9	2/1	3/2
Jay Fiedler, MIA (10/19)	62.8	83.0	1/2	8/5
Byron Leftwich, JAX	63.3	74.4	1/2	11/12
Patrick Ramsey, WAS	67.8	76.4	0/0	14/9
Steve McNair, TEN	68.8*	108.4	0/1^	23/5
Vinny Testaverde, NYJ	74.2	95.1	1/1^	6/1
Drew Bledsoe, BUF	83.9	76.8	1/1	10/9
Peyton Manning, IND	95.7	102.2	4/1	24/8
Totals	59.7	83.5	11/22	148/97

*-Lowest passer rating of season

^-Worst TD/INT differential of season

HOME FIELD DEFENSE

The Patriots defense was practically impenetrable in a span of three home games this season. The Patriots gave up a total of just three points at Gillette Stadium Between Oct. 26 and Dec. 7. New England did not a touchdown at home for four straight games. New England previously went three straight home games without giving up a touchdown in 1993.

HOME "D" IN '03

10/26/03 NE 9, Browns 3
11/16/03 NE 12, Cowboys 0
12/07/03 NE 12, Dolphins 0

Total Defense: 3 points

HOME "D" IN '93

11/28/93 Jets 6, NE 0
12/12/93 NE 7, Bengals 2
12/26/93 NE 38, Colts 0

Total Defense: 8 points

TEDY BRUSCHI: FULL TILT, FULL TIME

TEDY BRUSCHI is the first player in NFL history to return four consecutive interceptions for touchdowns. His most recent touchdown came in the fourth quarter of the Patriots' 12-0 win over Miami to clinch the AFC East title (12/07/03). The first three touchdowns of Bruschi's streak came in a span of five games in which he played. Bruschi ranks second on the Patriots all-time list with four career picks brought back for touchdowns. Teammate Ty Law holds the club record with six interceptions returned to the end zone. Bruschi's four interception returns are listed below.




TEDY BRUSCHI'S CAREER INT RETURNED FOR TD

Date	Opponent	Length	Quarterback	Result
12/07/03	Miami	5 yds	Jay Fiedler	W, 12-0
09/14/03	Philadelphia	18 yds	Donovan McNabb	W, 31-10
11/28/02	Detroit	27 yds	Joey Harrington	W, 20-12
11/17/02	Oakland	48 yds	Rich Gannon	L, 20-27

LAW AND ORDER

TY LAW ranks second in Patriots history with 34 career interceptions. Raymond Clayborn leads all Patriot defenders with 36 interceptions (see below). Law passed the trio of Ron Hall, Roland James and Fred Marion with his 30th career interception against Tennessee on Oct. 5. Law became just the second Patriot to record 30 career interceptions.



PATRIOTS ALL-TIME INTERCEPTIONS LIST

Rk	Player	Int.	Yards	Avg	Lg	TD
1	Raymond Clayborn.....	36	555	15.4	85	1
2	Ty Law	34	550	16.1	65t	6
3	Ron Hall	29	476	16.4	87	1
	Roland James	29	383	13.2	46	0
	Fred Marion.....	29	457	15.8	83	1

TOUCHDOWN TY

TY LAW is the Patriots' all-time leader in interceptions returned for a touchdown. He returned his sixth career pick for a score against Tennessee on Oct. 5. Including his 47-yard return for a touchdown in Super Bowl XXXVI, Law has seven touchdown returns. Below is a list of Law's interceptions returned for touchdowns. The Patriots are 6-1 in games when Law has scored a touchdown.

TY LAW'S CAREER INTERCEPTIONS RETURNED FOR TD

Date	Opponent	Length	Quarterback	Result
10/06/03	Tennessee	65 yds	Steve McNair	W, 38-30
02/03/01	St. Louis*	47 yds	Kurt Warner	W, 20-17
01/06/01	Carolina	46 yds	Chris Weinke	W, 38-6
09/30/01	Indianapolis	23 yds	Peyton Manning	W, 44-13
10/17/99	Miami	27 yds	Damon Huard	L, 30-31
09/13/98	Indianapolis	59 yds	Peyton Manning	W, 29-6
12/08/96	N.Y. Jets	38 yds	Glenn Foley	W, 24-10

*-Super Bowl XXXVI

WILSON AND SAMUEL: GOOD PICKS

Rookie defensive backs EUGENE WILSON and ASANTE SAMUEL have combined for five interceptions this season. Wilson leads all AFC rookies with three interceptions, while Samuel is one of eight NFL rookies with two picks. Below are the 2003 NFL rookie interception leaders.

2003 NFL ROOKIE INTERCEPTION LEADERS

Player	Team	INT	Yds	Avg.	Lg	TD
Charles Tillman	CHI	4	27	6.8	32	0
Terence Newman	DAL	4	23	5.8	25	0
Eugene Wilson	NE	3	8	2.7	6	0
Nick Barnett	GB	3	21	7.0	14	0
Asante Samuel	NE	2	55	27.5	55t	1

Seven others tied with 2 interceptions.



OFFENSE/DEFENSE NEWS AND NOTES

ROMAN'S EMPIRE

ROMAN PHIFER is tied with Rodney Harrison for the team lead with 120 tackles this season. Last year, he led the team with 109 tackles, following a 2001 campaign where he recorded 92 tackles. Since he arrived in New England in 2001, Phifer is the Patriots' leading tackler, having amassed 321 stops over that time.

PATRIOTS LEADING TACKLERS SINCE 2001

Player	2001	2002	2003	Total
Roman Phifer	92	109	120	321
Tedy Bruschi	73	65	119	257
Ty Law	70	77	62	209
Lawyer Milloy	113	91	-	204
Mike Vrabel	60	75	57	192
Richard Seymour	44	56	74	174
Ted Johnson	46	96	23	165
Willie McGinest	33	62	67	162
Bobby Hamilton	52	55	47	154

O-LINE CONSISTENCY

During the Patriots' 10-game winning streak, the offensive line has had a chance to jell, translating into consistent play. The Patriots have started the same five players on the offensive line in each of the last 10 games, all Patriots victories. It's the longest streak of consistency on the New England offensive line since they rolled out the same starting lineup in the final nine games of the 2001 season (including playoffs). All nine of those games in 2001 were also victories.

OFFENSIVE LINE CONSISTENCY

Starters (LT, LG, C, RG, RT)

2001 Light, Compton, Woody, Andruzzi, Randall
9 Consecutive games, 9 Consecutive wins

2003* Light, Woody, Koppen, Andruzzi, Ashworth
10 Consecutive Games, 10 Consecutive wins

*-Active Streak

OFFENSE FROM DEFENSE

The Patriots are tied for the NFL lead with five defensive touchdowns in 2003. Baltimore and St. Louis also have five defensive scores. Four of the Patriots' defensive scores have come off of interceptions returned for a touchdown, a category in which New England is tied for the NFL lead with the Minnesota Vikings. The Patriots have won all five of their games in which they have scored a defensive touchdown this season. The Patriots are 11-2 in their last 13 games in which they have scored a defensive touchdown, dating back to the 1999 season. This year's defensive scores are listed below.

2003 PATRIOTS DEFENSIVE TOUCHDOWNS

Date	Opp.	Player	Scoring Play	Result
12/07/03	MIA	Tedy Bruschi	5-yd. INT return	W, 12-0
10/12/03	NYG	Matt Chatham	38-yd. fumble rec.	W, 17-6
10/05/03	TEN	Ty Law	65-yd. INT return	W, 38-30
09/21/03	NYJ	Asante Samuel	55-yd. INT return	W, 23-16
09/14/03	at PHI	Tedy Bruschi	18-yd. INT return	W, 31-10

SWAT TEAM

The Patriots lead the NFL with 106 pass deflections this season, marking a solid improvement over last season's production in that category. New England has bested its 2002 total of 78 pass deflections. Below is a list of the NFL leaders in pass deflections.

NFL PASS DEFLECTION LEADERS

Rk	Team	PD
1	New England.....	106
2	Baltimore.....	90
3	New Orleans.....	88
4	Dallas.....	87
5	Denver.....	86
6	Houston.....	85

MR. FIRST DOWN

DEION BRANCH leads the Patriots with 49 receptions and has turned in first down yardage on a consistent basis this season. Branch has caught 49 passes and 36 of them have gained enough to give the Patriots a first down. Branch is tied for fifth in the AFC in third down receiving, gaining 344 yards on 23 third-down receptions. The 2002 second-round pick leads the club with 721 receiving yards.

DEION BRANCH'S RECEIVING BREAKDOWN

	Rec.	Yds	Avg	Lg	TD
On third down	23	344	15.0	46	2
Receiving total	49	721	14.7	66t	3
➤ Has 49 receptions for 36 first downs.					
➤ Has gained a first down on 73.5 percent of his catches.					

RUNNING MEN

The Patriots have run for over 100 yards as a team in six out of their 14 games this season. The six games of over 100 yards surpasses their 2002 total of five 100-yard games. In Week Five against Tennessee (10/05/03), the Patriots barreled for 161 yards, their highest rushing output since they ran for 163 yards against the Jets (09/15/02).

PATRIOTS 100-YARD RUSHING GAMES

Date	Opponent	Att.	Yds.	Avg.
09/07	at Buffalo	21	105	5.0
09/21	New York Jets	36	147	4.1
09/28	at Washington	30	106	3.5
10/05	Tennessee	27	161	6.0
10/12	New York Giants	31	129	4.2
11/23	at Houston	41	128	3.1

TRIPLE THREAT

Patriots running backs KEVIN FAULK, ANTOWAIN SMITH and MICHAEL CLOUD have combined to rush for 1,169 yards on 342 carries with seven touchdowns. Between them, the trio is averaging 3.4 yards per carry. The play of the three backs combined with consistent offensive line play has made the Patriots rushing attack a significant weapon in 2003. Below are the statistics for the Patriots' three running backs this season.

PATRIOTS RUNNING BACKS IN 2003

Player	GP/GS	Att.	Yds.	Avg.	TD
Kevin Faulk	13/8	166	604	3.6	0
Antowain Smith	11/5	149	447	3.0	3
Michael Cloud	5/1	27	118	4.4	5
Totals	29/14	342	1,169	3.4	8
16-game projection		391	1,336	3.4	9

ALL PURPOSE BACK

KEVIN FAULK leads the Patriots with 1,044 total yards from scrimmage. The fifth-year pro from LSU leads the Patriots with 166 carries and ranks second on the club with 48 receptions. He is on track to have the most productive offensive season of his career, with his contributions in the running game and receiving game projected to combine for nearly 1,200 yards from scrimmage. In 2000, Faulk gained a total of 1,035 yards on 164 rushes and 51 receptions. Faulk has caught at least one pass in 28 of the last 29 games in which he has played. He has led the team in receptions or has tied for the team lead in four games this season.

KEVIN FAULK'S YARDS FROM SCRIMMAGE


	No.	Yds	Avg.	Lg	TD
2003 Rushing	166	604	3.6	23	0
2003 Receiving	48	440	9.2	27	0
14-Game Totals	214	1,044	4.9	27	0
2003 Projection	245	1,193	4.9	--	0
Career Rushing	490	1,841	3.8	45t	8
Career Receiving	178	1,571	8.8	52t	7
70-Game Totals	668	3,412	5.1	52t	15
Season Average	153	780	5.1	--	3.5



OFFENSE NEWS AND NOTES

TROY BROWN'S RECORD RUN

TROY BROWN has grabbed over 300 receptions since the beginning of the 2000 season, adding to his record run. Brown's 312 catches over a span of nearly four seasons is the most productive stretch by any receiver in Patriots history. Tight end Ben Coates ranks second with a total of 300 catches in a similar time span from (1994-97).



Player	Catches, Year	Catches, Year	Catches, Year	Catches, Year	Total
Troy Brown	83, 2000	101, 2001	97, 2002	31, 2003*	312
Ben Coates	96, 1994	84, 1995	62, 1996	58, 1997*	300

*-Through 14 games

PATRIOTS ALL-TIME LISTS

TROY BROWN ranks third in Patriots history with 449 receptions in his career. He also ranks fourth in franchise history with 5,245 career receiving yards. Brown needs 41 more catches to catch Ben Coates for second place on the all-time receptions list.

PATRIOTS ALL-TIME RECEIVING LEADERS (BY CATCHES)

Rk	Player, Pos.	No	Yds	Avg.	Lg	TD
1	Stanley Morgan, WR	534	10,352	19.4	76t	67
2	Ben Coates, TE	490	5,471	11.2	84t	50
3	Troy Brown, WR	449	5,245	11.7	82t	23
4	Irving Fryar, WR	363	5,726	15.8	80t	38

PATRIOTS ALL-TIME RECEIVING LEADERS (BY YARDS)

Rk	Name	No	Yds	Avg	Lg	TD
1	Stanley Morgan	534	10,352	19.4	76t	67
2	Irving Fryar	363	5,726	15.8	80t	38
3	Ben Coates	490	5,471	11.2	84t	50
4	Troy Brown	449	5,245	11.7	82t	23
5	Jim Colclough	283	5,001	17.7	78t	39
6	Terry Glenn	329	4,669	14.2	86t	22

CHRISTIAN SCORIA

CHRISTIAN FAURIA grabbed two touchdown passes from Tom Brady in Week Two against Philadelphia, giving him nine touchdown catches since joining the Patriots before the 2002 season. In his career prior to joining the Patriots, Fauria caught a total of seven touchdown passes in seven seasons. In 2002, Fauria tied Bubba Franks and Tony Gonzalez for the most touchdowns by a tight end in the NFL. Last season, Fauria led the NFL by scoring one touchdown every 3.9 receptions. Listed below are the Patriots touchdown leaders since the beginning of 2002.

PATRIOTS TOUCHDOWN LEADERS SINCE 2002

Player	(Ru-Rec-Ret)	Total TDs
Antowain Smith	(9-2-0)	11
Christian Fauria	(0-9-0)	9
Kevin Faulk	(2-3-2)	7
Troy Brown	(0-6-0)	6
Michael Cloud	(5-0-0)	5
Deion Branch	(0-5-5)	5
David Patten	(0-5-0)	5


Legend: Ru-Rushing touchdown; Rec-Receiving touchdown; Ret-Touchdown via return

GIVENS' STOCK IS RISING

Second-year wide receiver DAVID GIVENS has proven to be one of New England's most improved players in 2003. After missing the first two games of the season because of injury, he emerged as a serious threat in the Patriots offense, tying for the team lead with three touchdown receptions. He has made the most of his catches, with seven of his 23 grabs going for 20 yards or more. Two of Givens' touchdown receptions have proven to be game-turning plays. Against Miami in Week Seven, he acrobatically hauled in a 24-yard touchdown to tie the score at 13 late in the third quarter of a 19-13 overtime win. Two weeks later in Denver, Givens grabbed a game-winning, 18-yard touchdown with 30 seconds left to give New England a 30-26 win on Monday Night Football.

TAKING AIM

ADAM VINATIERI is the most accurate kicker in franchise history and is the eighth most accurate kicker in NFL history. He has recorded an 80.8 percent conversion rate (211/261) over his eight-year career. So far this season, Vinatieri has hit 78.1 percent of his kicks (25/32). He has made 58 of his last 69 kicks, good for an 84.1 percent clip.



NFL ALL-TIME MOST ACCURATE KICKERS

	TEAM	PCT.	FGM/FGA
1	Mike Vanderjagt	Colts	87.7 171/195
2	David Akers	Eagles	84.1 111/132
3	Matt Stover	Ravens	82.4 319/387
4	Olindo Mare	Dolphins	82.3 177/215
5	Jason Hanson	Lions	81.9 265/349
6	Ryan Longwell	Packers	82.1 179/218
7	John Carney	Saints	81.3 339/417
8	Adam Vinatieri	Patriots	80.8 211/261
9	Mike Hollis	Giants	80.0 200/250
10	Martin Gramatica	Buccaneers	78.5 124/158

SCORING MACHINE

ADAM VINATIERI is the second leading scorer in Patriots history, totaling 907 points in his eighth year with the club. Vinatieri made the team as a rookie free agent in 1996 and has scored 100 points or more in each of his eight seasons, joining Jason Elam of the Denver Broncos as the only two kickers in NFL history to accomplish the feat. Vinatieri has kicked the most field goals in Patriots history, having tallied 211 successful boots in a Patriots uniform.

LEADING SCORERS IN PATRIOTS HISTORY

#	SCORING	TD	PAT/PATA	2-Pt	FG /FGA	TP
1	Gino Cappelletti	42	346/ 358	2	176/ 334	1,130
2	Adam Vinatieri	0	272/ 278	1	211/ 261	907
3	John Smith	0	308/ 323	0	128/ 191	692
4	Tony Franklin	0	163/ 166	0	93/ 125	442
5	Stanley Morgan	68	0/ 0	0	0/ 0	408

LAST-MINUTE MAN

ADAM VINATIERI nailed a game-winning field goal against the Houston Texans in Week 12, increasing his career total to 15. Last season, Vinatieri nailed two game-winning kicks. In 2001, he kicked game-tying and game-winning field goals against the Oakland Raiders in the AFC Divisional Playoff Game. In Super Bowl XXXVI, he became the first kicker in Super Bowl history to kick a game-winning field goal on the final play of the game. Over half of Vinatieri's game-winning kicks (nine) have come in overtime. His game-winning kicks are listed below:

ADAM VINATIERI'S GAME-WINNING FIELD GOALS


Date	Opponent	Yds	Time	Final Score
11/23/03	at Houston	28	0:41 (OT)	23-20
12/29/02	Miami	35	12:57 (OT)	27-24
09/22/02	Kansas City	35	10:20 (OT)	41-38
02/03/02	St. Louis	48	0:07	20-17
01/19/02	Oakland	23	6:31 (OT)	16-13
12/16/01	at Buffalo	23	9:15 (OT)	12-9
10/14/01	San Diego	44	10:55 (OT)	29-26
12/17/00	at Buffalo	24	0:19 (OT)	13-10
11/19/00	Cincinnati	22	0:03	16-13
09/19/99	Indianapolis	26	0:35	31-28
09/12/99	at N.Y. Jets	23	0:03	30-28
12/20/98	San Francisco	35	0:03	24-21
10/04/98	at New Orleans	27	0:03	30-27
09/14/97	N.Y. Jets	34	6:57 (OT)	27-24
09/22/96	Jacksonville	40	12:24 (OT)	28-25



QB TOM BRADY NEWS AND NOTES

RECORDING SUCCESS

TOM BRADY has quarterbacked the Patriots to victories in 32 of his 44 regular-season starts during his career, compiling a .727 winning percentage, giving him the best record of any active quarterback in the NFL with at least 25 starts. Including the playoffs, he is 35-12 as a starter. Including preseason, regular-season and postseason games, he is 42-13.



ACTIVE QUARTERBACKS WINNING PERCENTAGE

Quarterback, Team(s)	W	L	Pct.
Tom Brady, NE	32	12	.727
Kurt Warner, STL	35	15	.700
Donovan McNabb, PHI.....	42	20	.677
Jay Fiedler, JAX/MIA	34	17	.667
Brett Favre, ATL/GB	123	64	.658
Steve McNair, TEN.....	68	40	.630
Brad Johnson, MIN/WAS/TB.....	58	35	.624

HE RATE ME

TOM BRADY has earned four passer ratings over 100.0 this season and has done so 13 times in his career. Brady earned a 115.2 rating in a 19-13 overtime win at Miami (10/19/03) and also broke the 100.0 mark with ratings of 108.0 at Denver (11/03/03), 105.8 at Philadelphia (09/14/03) and 103.6 vs. Jacksonville (12/14/03). In 2002, he recorded six ratings of over 100.0, including three against AFC East opponents. All of Brady's 13 career 100.0-plus ratings have come in Patriots victories (see below). Brady also owns three of the top five ratings in Patriots history.

TOM BRADY'S GAMES WITH PASSER RATING OVER 100.0

Date	Opp.	Att	Cmp	Yds	Pct.	TD	I	Rating	W/L
10/21/01	at IND	20	16	202	.800	3	0	148.3	W
11/03/02	at BUF	26	22	265	.846	3	0	147.6	W
11/25/01	NO	26	19	258	.731	4	0	143.9	W
11/04/01	at ATL	31	21	250	.677	3	0	124.4	W
10/19/03	at MIA	34	24	283	.706	2	0	115.2	W
11/24/02	MIN	34	21	239	.617	3	0	112.3	W
09/22/02	KC	54	39	410	.722	4	1	110.9	W
09/09/02	PIT	43	29	294	.674	3	0	110.0	W
11/03/03	at DEN	35	20	350	.571	3	1	108.0	W
09/14/03	at PHI	44	30	255	.682	3	0	105.8	W
12/14/03	JAX	34	22	228	.647	2	0	103.6	W
12/08/02	BUF	27	15	183	.556	2	0	101.3	W
09/15/02	at NYJ	35	25	269	.714	2	1	100.8	W

CAREER NUMBERS

TOM BRADY ranks sixth among Patriots' all-time leading passers, and is the franchise's all-time leader in completion percentage. Brady passed Jim Plunkett for fourth place on the Patriots all-time touchdowns list against Jacksonville (12/14) and passed Tony Eason for fourth place on the Patriots all-time completions list in the game against Indianapolis (11/30).

ALL-TIME PATRIOTS PASSING LEADERS

Rk.	Name	Att	Cmp	Yards	Pct.	TD	Int
1.	Drew Bledsoe	4,518	2,544	29,657	56.3	166	138
2.	Steve Grogan	3,593	1,879	26,886	52.3	182	208
3.	Babe Parilli	2,412	1,140	16,747	47.3	132	138
4.	Tony Eason	1,500	876	10,732	58.4	60	48
5.	Jim Plunkett	1,503	729	9,932	48.5	62	87
6.	TOM BRADY	1,487	919	9,891	61.8	63	38
7.	Hugh Millen	612	370	4,276	60.5	17	28

SPREADING THE FIELD

TOM BRADY has continued his tradition of utilizing all of the weapons at his disposal. Through 14 games, the New England signal caller has completed a pass to an average of 7.4 receivers per game. Last season, Brady completed a pass to seven or more receivers in 13 of 16 games. So far this year, he's used seven or more receivers nine times in 14 games.

OVERDRIVE IN OVERTIME

TOM BRADY owns a career record of 7-0 in overtime, including the postseason. Brady is the all-time NFL leader in overtime wins without a defeat. Brady and former Steelers signal caller Terry Bradshaw are the only two NFL quarterbacks to be undefeated in overtime (minimum of five games). The top six quarterbacks in overtime are listed below.

BEST CAREER OVERTIME RECORD (Min: 5 Games)

	W- L	Pct.	Yrs in NFL
Tom Brady	7-0	1.000	4
Terry Bradshaw	5-0	1.000	14
Ken Stabler	6-1	.857	15
Jake Plummer	5-1	.833	7
Jim Kelly	6-2	.750	11
Ken O'Brien	4-1-1	.750	10

Regular and postseason games combined.

SOLID DOWN THE STRETCH

Tom Brady has compiled a 23-4 (.852) career record as a starter in games played after November 1. The streak includes the Patriots' 2001 playoff run. So far this year, Brady has led the team to wins in all six of his starts since the beginning of November. Last season, Brady and the Patriots were 6-3 in the final two months of the season, rebounding from a 3-4 start to finish with a 9-7 record. In 2001, Brady led the team to an 11-1 record after November 1 as the team marched to a victory in Super Bowl XXXVI.

COMEBACK KID

TOM BRADY has engineered 13 game-winning drives to break a tie or take the lead in the fourth quarter or overtime in his career. He has accomplished the feat five times this season, all on the road. Brady's most recent game-winning drive came against the Indianapolis Colts in Week 13, breaking a 31-31 tie with a 4-play, 31-yard drive that ended in a 13-yard touchdown pass to Deion Branch that gave New England a 38-34 win. This season, Brady has also led comebacks against Houston, Tennessee, Miami and Denver. In 2002, Brady led three comebacks from a tie or deficit. Brady's record includes his dramatic performance to lead the Patriots to victory in Super Bowl XXXVI and his memorable performance in the snow against the Oakland Raiders in the 2001 Divisional Playoffs.

TOM BRADY'S GAME-WINNING PERFORMANCES

Date	Opp.	Score	Time Remaining	in Reg.	Att	Cmp	Yds	TD	Int	Final
11/30/03	at IND	31-31	10:21	6	3	31	1	0	0	38-34
11/23/03	at HOU	13-20	3:11	14	10	133	1	0	0	23-20 ot
11/03/03	at DEN	23-26	2:51	4	5	58	1	0	0	30-26
10/19/03	at MIA	13-13	15:00	10	7	147	1	0	0	19-13 ot
10/05/03	TEN	24-27	4:40	1	1	15	0	0	0	38-30
12/29/02	MIA	13-24	4:59	13	8	69	1	0	0	27-24 ot
11/10/02	at CHI	19-30	5:16	14	9	116	2	0	0	33-30
09/22/02	KC	38-38	0:00	5	4	46	0	0	0	41-38 ot
02/03/02	STL**	17-17	1:21	8	5	53	0	0	0	20-17
01/19/02	OAK*	3-13	15:00	27	20	138	0	0	0	16-13 ot
12/16/01	at BUF	6-9	5:57	13	9	116	0	0	0	12-9 ot
12/02/01	at NYJ	14-16	15:00	7	6	56	0	0	0	17-16
10/14/01	SD	16-26	8:48	18	13	130	1	0	0	29-26 ot

^ Statistics are from the time noted until the end of the game

* Divisional Playoffs

** Super Bowl XXXVI

ON TARGET

TOM BRADY is moving up in the Patriots record books in a number of categories. Below is a list of how Brady ranks among the franchise's passing leaders.

BRADY IN THE PATRIOTS RECORD BOOKS

Category	Number	Rank
Completion Pct.	61.8.....	1
Passer Rating	84.8.....	1
Completions	919.....	4
Touchdowns	63.....	4
Yards	9,891.....	6
Attempts	1,487.....	6



CHECK YOUR LOCAL LISTINGS

WBCN PATRIOTS ROCK RADIO NETWORK

For the ninth consecutive season, WBCN is proud to be the flagship station for the Patriots Rock Radio Network. Every Patriots game can be heard on WBCN (104.1 FM) and its network of 32 stations throughout all six New England states. Longtime broadcast tandem Gil Santos and Gino Cappelletti will call all of the action in static-free stereo sound.



FLAGSHIP STATION
WBCN
Boston ★ 104.1 FM



MASSACHUSETTS

WAHL Athol 99.9 FM
WXTK Cape Cod 95.1 FM
WSAR Fall River 1480 AM
WKKB New Bedford 100.3 FM
WEB Pittsfield 1420 AM
WBEC Pittsfield 1420 AM
WAQY Springfield 102.1 FM
WWFX Worcester 100.1 FM

MAINE

WEBB Augusta 98.5 FM
WTUL Augusta 1400 AM
WNSX Bangor 97.7 FM
WCRQ Calais 102.9 FM
WBLM Portland 102.9 FM
WOZI Presque Isle 101.9 FM

CONNECTICUT

WCCC Hartford 106.9 FM
WMOS New London 104.7 FM
WINY Putnam 1350 AM

NEW HAMPSHIRE

WTSL Hanover 1400 AM
WZBK Keene 1220 AM
WBHG Laconia 101.5 FM
WVRR Lebanon 101.7 FM
WGIR Manchester 610 AM
WSAK Portsmouth 102.1 FM
WXKL Concord 1450 AM

RHODE ISLAND

WSKO Providence 790 AM
WSKO Providence 99.7 FM

VERMONT

WKVT Brattleboro 92.7 FM
WCPV Burlington 101.3 FM
WMXR Claremont 93.9 FM
WMOO Derby 92.1 FM
WEXP Rutland 101.5 FM
WDEV Waterbury 960 AM

PATRIOTS ALL ACCESS ON WCVB CH.5

Patriots All Access, an Emmy Award-winning one-hour magazine show, airs weekly throughout the season on WCVB-TV Channel 5 in Boston. Indicative of its name, Patriots All Access provides viewers exclusive, behind-the-scenes access and weekly in-depth features. WCVB's Mike Lynch hosts the program and is joined by Head Coach Bill Belichick for a weekly chalk talk and also by a Patriots player of the week.

WCVB-TV Channel 5

Patriots All Access..... Every Saturday at 11:00 a.m. and 7:00 p.m.

PATRIOTS FOOTBALL WEEKLY ON WB56

Join the editorial staff of Patriots Football Weekly for a half-hour Patriots extravaganza every Saturday night on WLVI-TV (WB56). The ultimate studio sports show for the ultimate Patriots fan is patterned like the official team newspaper, aiming to be confrontational and opinionated as the reporters dish about what's ahead for the team, give opponent analysis and offer insider information they've learned from working in the trenches at Gillette Stadium.

WLVI-TV Channel 56

Patriots Football Weekly Every Saturday at 11:00 p.m.

PATRIOTS.COM

The official Web site of the New England Patriots offers fans an exciting lineup of daily features and is one of the most advanced and exciting Web sites in all of sports. **Patriots Video News** is a streaming video show broadcast daily on Patriots.com, giving Patriots fans interviews and analysis that picks up where the newspapers and TV reports leave off. **Patriots.com Radio** features six hours of original daily programming beginning at noon ET, and allows fans to interact with hosts and guests via phone and email. Besides these features, the site offers daily news updates, press releases, live coverage of all press conferences and much more.

RATINGS SUCCESS

The Patriots have consistently been at or near the top spot in the weekly television ratings for the 2.1 million homes in the Boston TV market.

2003 RATINGS (BOSTON TV MARKET)

Date	Opponent	Rating/ Share	Network	Result
Thurs., Aug. 7	N.Y. Giants*	12.4 / 22	ESPN	W 26-6
Sat., Aug. 16	at Washington*	10.1 / 21	WCVB	W 20-13
Fri., Aug. 22	at Philadelphia*	9.8 / 18	WCVB	W 24-12
Wed., Aug. 27	Chicago*	9.9 / 18	WCVB	W 38-23
Sun., Sept. 7	at Buffalo	20.0 / 46	CBS	L 0-31
Sun., Sept. 14	at Philadelphia	26.6 / 48	CBS	W 31-10
Sun., Sept. 21	N.Y. Jets	23.1 / 51	CBS	W 23-16
Sun., Sept. 28	at Washington	22.4 / 49	CBS	L 17-20
Sun., Oct. 5	Tennessee	14.5 / 29	CBS	W 38-30
Sun., Oct. 12	N.Y. Giants	25.1 / 54	FOX	W 17-6
Sun., Oct. 19	at Miami	24.6 / 51	CBS	W 19-13
Sun., Oct. 26	Cleveland	24.2 / 53	CBS	W 9-3
Mon., Nov. 3	at Denver	23.0 / 40	ABC	W 30-26
Sun., Nov. 9	BYE WEEK			
Sun., Nov. 16	Dallas	30.6 / 46	ESPN	W 12-0
Sun., Nov. 23	at Houston	26.5 / 57	CBS	W 23-20
Sun., Nov. 30	at Indianapolis	33.1 / 63	CBS	W 38-34
Sun., Dec. 7	Miami	43.8 / 61	CBS	W 12-0
Sun., Dec. 14	Jacksonville	33.8 / 60	CBS	W 27-13
Sat., Dec. 20	at N.Y. Jets	8:30	ESPN	
Sat., Dec. 27	Buffalo	1:30	CBS	

*-Preseason

RATINGS HISTORY

Season	Rating / Share
2003 Regular Season Average (14 gms)	26.5 / 50.6
2002 Regular Season Average	28.5 / 52.9
2001 Regular Season Average	24.7 / 48.3
2001 Postseason Average	47.4 / 72.7
2000 Regular Season Average	20.3 / 43.7

Note: Each ratings point represents one percent of the 2.1 million homes in the Boston TV market.

PATRIOTS MONDAY ON WEEI

Sports Radio 850 WEEI has the exclusive rights to broadcast "Patriots Monday" from Gillette Stadium every week during the season. The daylong programming lineup offers fans unique access from Head Coach Bill Belichick and quarterback Tom Brady along with appearances by Troy Brown and Richard Seymour, among other star players. The programming lineup is listed below.

Time (Mondays)	Show	Guest(s)
6:00 – 10:00 a.m.	Dennis and Callahan	Tom Brady
10:00 a.m. – 2:00 p.m.	Dale and Neumy	Troy Brown, Richard Seymour and Stars of the Week
2:00 – 6:00 p.m.	The Big Show	Coach Belichick

PATRIOTS FIFTH QUARTER ON WBZ 4 AND UPN 38

For the first time in franchise history, each of the team's postgame press conferences will be broadcast live, in their entirety on "The Fifth Quarter." WBZ-TV 4, the television flagship station of the Patriots, and its sister station, WSBK-TV/UPN 38, will broadcast all 16 regular season postgame press conferences with observations by Head Coach Bill Belichick, quarterback Tom Brady and star players of the game. WBZ-TV 4 Sports Director Bob Lobel, along with former Patriots players Steve DeOssie and Scott Zolak, will provide analysis and commentary, giving Patriots fans unique perspectives on each game. WSBK will televise 10 "Fifth Quarter" shows, while WBZ will air six shows.

Date, Opponent	Station
12/20, at New York.....	WSBK-TV 38
12/27, vs. Buffalo	WBZ-TV 4





2003 TRANSACTIONS

1/6	Ken Kocher	Signed	8/18	Otis Smith	Released
	Brandon Gorin	Signed	8/19	Corbin Lacina	Signed
	Dyshod Carter	Signed (Allocated to NFLE)		Ted Washington	Acquired via trade (CHI)
	Scott McCready	Signed (Allocated to NFLE)		DeVeren Johnson	Released
	T.C. Taylor	Signed (Allocated to NFLE)		Jasen Esposito	Released
	Courtney Ledyard	Signed (Allocated to NFLE)	8/20	Chad Lee	Released
	Shane Stafford	Signed (Allocated to NFLE)		Spencer Nead	Released
1/9	Michael Malan	Signed (Allocated to NFLE)		Daniel Pope	Released
1/17	Rodney Trafford	Signed (Allocated to NFLE)	8/24	Ken Kocher	Released
1/28	John Hufnagel	Named quarterbacks coach		Buck Rasmussen	Released
2/28	Lonie Paxton	Re-signed		J.R. Redmond	Released
3/6	Fred Baxter	Re-signed		Antwoine Womack	Released
	Greg Randall	Traded (HOU)	8/26	Jamil Soriano	Acquired via trade (CHI)
3/11	Rosevelt Colvin	Signed		Kerry Watkins	Released
	Tyrone Poole	Signed		Bill Conaty	Placed on Reserve/Injured
3/12	Rodney Harrison	Signed		Kliff Kingsbury	Placed on Reserve/Injured
	Chris Akins	Signed		Tully Banta-Cain	Placed on Reserve/PUP
3/24	Fred McCrary	Signed		Chas Gessner	Placed on Reserve/PUP
	Maugaula Tuitele	Re-signed		Kenyatta Jones	Placed on Reserve/PUP
4/8	Tom Ashworth	Re-signed		Stephen Neal	Placed on Reserve/PUP
4/14	Tebucky Jones	Traded (N.O.)		Gene Mruczkowski	Placed on Reserve/NFI
4/23	Daniel Pope	Signed	8/28	Corbin Lacina, Dyshod Carter, Brad Harris, Michael Malan, Frank Moreau and Rod Trafford ..	
4/26	Ty Warren	Drafted			Released
	Eugene Wilson	Drafted	8/31	Thabiti Davis, Russ Hochstein, Ethan Kelley, Matt Knutson, Shawn Mayer, Leonard Myers, Patrick Pass, Jamil Soriano, Maugaula Tuitele and Dedric Ward	
4/27	Bethel Johnson	Drafted			Released
	Dan Klecko	Drafted		Michael Cloud	Placed on Reserve/Susp. by NFL
	Asante Samuel	Drafted		Bill Conaty	Released from Reserve/Injured
	Dan Koppen	Drafted	9/1	Russ Hochstein	Signed to the practice squad
	Kliff Kingsbury	Drafted		Ethan Kelley	Signed to the practice squad
	Spencer Nead	Drafted		Shawn Mayer	Signed to the practice squad
	Tully Banta-Cain	Drafted		Jamil Soriano	Signed to the practice squad
	Ethan Kelley	Drafted	9/2	Lawyer Milloy	Released
5/2	Kyle Croskey, Jasen Esposito, Chas Gessner, Michael Hayes, Ricklan Holmes, Jason Hunt, Chad Lee, Chris Massey, Shawn Mayer, Rob Milanese, Buck Rasmussen, Walter Sampson, Dan Stricker, Kerry Watkins and Matt Word	Signed as rookie free agents		Tim Provost	Signed to the practice squad
5/5	Derek Watson	Signed	9/14	Russ Hochstein	Signed from the practice squad
	Michael Hayes	Released	9/17	Jamin Elliott	Signed to the practice squad
	Chris Massey	Released	9/22	Rosevelt Colvin	Placed on Reserve/Injured
5/9	Scott Farley	Signed		Mike Compton	Placed on Reserve/Injured
	Aric Morris	Signed		Wilbert Brown	Claimed off waivers (WAS)
5/15	Dave Petruziello	Signed		Patrick Pass	Signed
	Kyle Croskey	Released	9/29	Michael Cloud	Granted one-week roster exemption
5/16	Don Davis	Signed	10/4	Michael Cloud	Activated to the 53-man roster
	Gene Mruczkowski	Signed		Fred McCrary	Released
	Joe Schey	Signed	10/7	Fred McCrary	Re-signed
5/22	Dedric Ward	Signed		Aric Morris	Released
5/27	Walter Sampson	Released	10/13	Dan Stricker	Released from Reserve/Injured
5/29	Ricklan Holmes	Released	10/18	Tully Banta-Cain	Activated from Reserve/PUP
	Matt Word	Released		Shawn Mayer	Signed from the practice squad
6/11	Shane Stafford	Released		Adrian Klemm	Placed on Reserve/Injured
6/23	Michael Cloud	Signed		Larry Centers	Released
7/3	Bill Conaty	Signed	10/22	Justin Kurpeikis	Signed to the practice squad
7/10	T.C. Taylor	Released	10/25	Kenyatta Jones	Released from Reserve/PUP
7/15	Dan Klecko	Signed	11/5	Justin Kurpeikis	Released from the practice squad
	Asante Samuel	Signed	11/7	David Patten	Placed on Reserve/Injured
	Ethan Kelley	Signed		Shawn Mayer	Waived
7/16	Rob Milanese	Released	11/10	Shawn Mayer	Signed to the practice squad
	Brad Harris	Signed		Stephen Neal	Placed on Reserve/Injured
	Corey Mitchell	Signed	11/13	Chas Gessner	Activated from Reserve/PUP
7/21	Ty Warren	Signed	11/15	Jamin Elliott	Signed from the practice squad
	Eugene Wilson	Signed	11/17	Chas Gessner	Waived
	Bethel Johnson	Signed	11/18	J.J. Stokes	Signed
	Dan Koppen	Signed		Chas Gessner	Signed to the practice squad
	Kliff Kingsbury	Signed	11/20	Dedric Ward	Signed
	Spencer Nead	Signed		Fred McCrary	Placed on Reserve/Injured
	Tully Banta-Cain	Signed	11/22	Shawn Mayer	Signed from the practice squad
	Dave Petruziello	Released		Jamin Elliott	Waived
	Kerry Watkins	Released	11/24	Jamin Elliott	Re-signed to the practice squad
	Derek Watson	Released	12/02	Ken Walter	Waived
7/23	Kerry Watkins	Signed	12/03	Brooks Barnard	Signed
	Mike Clare	Released	12/09	Larry Centers	Re-signed
	Courtney Ledyard	Released		J.J. Stokes	Waived
	Corey Mitchell	Released	12/10	Sean McDermott	Signed
	Joe Schey	Released		Lonie Paxton	Placed on Reserve/Injured
7/28	Brenden Stai	Signed		Travis Dorsch	Signed to the practice squad
	Scott Farley	Released		Jamil Soriano	Released from the practice squad
7/30	Larry Centers	Signed	12/12	Ken Walter	Re-signed
	Jason Hunt	Released		Brooks Barnard	Waived
8/1	Frank Moreau	Signed	12/15	Jamil Soriano	Re-signed to the practice squad
	Ben Kelly	Released		Travis Dorsch	Released from the practice squad
8/2	Scott McCready	Released	12/17	Brian Kinchen	Signed
8/4	Thabiti Davis	Signed		Sean McDermott	Placed on Reserve/Injured
8/10	Brenden Stai	Retired			
8/13	Marques McFadden	Claimed off waivers (DAL)			
	DeVeren Johnson	Claimed off waivers (DAL)			
	Dan Stricker	Placed on reserve/injured list			
8/15	Marques McFadden	Released			



PATRIOTS 2003 OFFENSIVE STATISTICS

WON 12, LOST 2			
09/07 L 0-31	at Buffalo	73,262	
09/14 W 31-10	at Philadelphia	67,624	
09/21 W 23-16	New York Jets	68,436	
09/28 L 17-20	at Washington	83,632	
10/05 W 38-30	Tennessee	68,436	
10/12 W 17-6	New York Giants	68,436	
10/19 W 19-13 OT	at Miami	73,650	
10/26 W 9-3	Cleveland	68,436	
11/03 W 30-26	at Denver	76,203	
11/16 W 12-0	Dallas	68,436	
11/23 W 23-20 OT	at Houston	70,719	
11/30 W 38-34	at Indianapolis	57,102	
12/07 W 12-0	Miami	68,436	
12/14 W 27-13	Jacksonville	68,436	
12/20	at New York Jets		
12/27	Buffalo		

	N.E.	Opp.
TOTAL FIRST DOWNS	255	255
Rushing	76	78
Passing	157	154
Penalty	22	23
3rd Down: Made/Att	73/203	64/202
3rd Down Pct.	36.0	31.7
4th Down: Made/Att	5/12	5/13
4th Down Pct.	41.7	38.5
POSSESSION AVG.	30:55	29:05
TOTAL NET YARDS	4447	4089
Avg. Per Game	317.6	292.1
Total Plays	923	920
Avg. Per Play	4.8	4.4
NET YARDS RUSHING	1343	1243
Avg. Per Game	95.9	88.8
Total Rushes	415	355
NET YARDS PASSING	3104	2846
Avg. Per Game	221.7	203.3
Sacked/Yards Lost	30/205	33/208
Gross Yards	3309	3054
Att./Completions	478/284	532/281
Completion Pct.	59.4	52.8
Had Intercepted	12	22
PUNTS/AVERAGE	79/37.3	82/40.8
NET PUNTING AVG.	79/33.8	82/34.5
PENALTIES/YARDS	102/933	93/749
FUMBLES/BALL LOST	24/10	27/10
TOUCHDOWNS	32	21
Rushing	9	8
Passing	17	11
Returns	6	2

* SCORE BY PERIODS	Q1	Q2	Q3	Q4	OT	PTS
TEAM	59	62	72	94	9	296
OPPONENTS	35	70	51	66	0	222

* SCORING	TD-Ru-Pa-Rt	K-PAT	FG	S	PTS		
Vinatieri	0	0	0	30/31	24/32	0 102	
Cloud	5	5	0	0	0	30	
Branch	3	0	3	0	0	18	
T. Brown	3	0	3	0	0	18	
Givens	3	0	3	0	0	18	
Graham	3	0	3	0	0	18	
Smith	3	3	0	0	0	18	
Bruschi	2	0	0	2	0	12	
Fauria	2	0	2	0	0	12	
B. Johnson	2	0	1	1	0	12	
Brady	1	1	0	0	0	6	
Centers	1	0	1	0	0	6	
Chatham	1	0	0	1	0	6	
Law	1	0	0	1	0	6	
Samuel	1	0	0	1	0	6	
Ward LG	1	0	1	0	0	6	
Ward TM	1	0	1	0	0	6	
Green	0	0	0	0	0	0	
TEAM	32	9	17	6	30/31	24/32	1 296
OPPONENTS	21	8	11	2	20/20	24/33	1 222

2-Pt. Conversions: TEAM 0-0, OPPONENTS 1-1
SACKS: Seymour 7.5, Vrabel 7.5, McGinest 4.0,
 Colvin 2.0, Green 2.0, Harrison 2.0,
 Washington 2.0, Chatham 1.5, Klecko 1.5,
 Bruschi 1.0, Pleasant 1.0, Warren 1.0,
 TEAM 33.0, OPPONENTS 30.0

Vinatieri: () (27G) (24G,22G,47G) (23G,46N) (34N,39N,48G) (42N,28G) (25G,30G) (27G,48N,28G,38G)
 (40G,46G,28G) (23G,26G) (21G,38N,32G,37B,28G) (43G) (29G,54N) (22G,31G)
 OPPONENTS: (44G) (57G) (41G,39G,30G,42N) (38G,29G,48B) (48G,43G,46N,33G,37G,41G) (22G,47N,49N,34G)
 (23G,34G,35B,35N) (29G) (44N,43G) () (19G,31G) (40G,29G) () (24G,23G,34N)

* PASSING	Att	Cmp	Yds	Cmp%	Yds/Att	TD	TD%	Int	Int%	Long	Sack/Lost	Rating
Brady	470	281	3278	59.8	6.97	17	3.6	12	2.6	82t	30/ 205	82.4
Davey	7	3	31	42.9	4.43	0	0.0	0	0.0	16	0/ 0	56.3
Faulk	1	0	0	0.0	0.00	0	0.0	0	0.0	0	0/ 0	39.6
TEAM	478	284	3309	59.4	6.92	17	3.6	12	2.5	82t	30/ 205	81.8
OPPONENTS	532	281	3054	52.8	5.74	11	2.1	22	4.1	67	33/ 208	59.7

* RUSHING	No.	Yds	Avg	Long	TD
Faulk	166	604	3.6	23	0
Smith	149	447	3.0	20	3
Cloud	27	118	4.4	42	5
Centers	16	70	4.4	13	0
Brady	35	39	1.1	7	1
T. Brown	6	27	4.5	11	0
Pass	6	27	4.5	11	0
Branch	1	11	11.0	11	0
Klecko	2	5	2.5	5	0
Patten	1	4	4.0	4	0
McCrary	3	3	1.0	4	0
Walter	2	0	0.0	0	0
B. Johnson	1	-12	-12.0	-12	0
TEAM	415	1343	3.2	42	9
OPPONENTS	355	1243	3.5	23	8

* RECEIVING	No.	Yds	Avg	Long	TD
Branch	49	721	14.7	66t	3
Faulk	48	440	9.2	27	0
Graham	36	404	11.2	38	3
T. Brown	31	385	12.4	82t	3
Fauria	26	271	10.4	28	2
Givens	23	369	16.0	57	3
Centers	18	104	5.8	14	1
B. Johnson	15	200	13.3	45	1
Stokes LG	15	154	10.3	31	0
Stokes TM	2	38	19.0	31	0
Smith	12	90	7.5	16	0
Patten	9	140	15.6	42	0
Ward LG	7	106	15.1	31t	1
Ward TM	7	106	15.1	31t	1
Pass	4	21	5.3	11	0
McCrary	2	12	6.0	9	0
Cloud	1	8	8.0	8	0
Andruzzi	1	0	0.0	0	0
TEAM	284	3309	11.7	82t	17
OPPONENTS	281	3054	10.9	67	11

* INTERCEPTIONS	No.	Yds	Avg	Long	TD
Poole	6	81	13.5	44	0
Law	5	112	22.4	65t	1
Wilson	3	8	2.7	6	0
Samuel	2	55	27.5	55t	1
Bruschi	2	23	11.5	18t	2
Harrison	2	0	0.0	2	0
Morris	1	33	33.0	33	0
Vrabel	1	4	4.0	4	0
TEAM	22	316	14.4	65t	4
OPPONENTS	12	99	8.3	37t	1

* PUNTING	No.	Yds	Avg	Net	TB	In	Lg	B
Walter	67	2548	38.0	33.9	3	19	52	1
Barnard	10	365	36.5	32.5	1	4	49	0
Brady	1	36	36.0	36.0	0	1	36	0
TEAM	79	2949	37.3	33.8	4	24	52	1
OPPONENTS	82	3342	40.8	34.5	5	19	71	0

* PUNT RETURNS	Ret	FC	Yds	Avg	Long	TD
T. Brown	24	10	243	10.1	23	0
Poole	11	3	75	6.8	18	0
Faulk	5	6	66	13.2	19	0
Branch	4	1	26	6.5	11	0
Ward LG	3	2	26	8.7	16	0
Ward TM	0	2	0	---	---	0
B. Johnson	1	0	2	2.0	2	0
TEAM	45	22	412	9.2	23	0
OPPONENTS	34	10	202	5.9	57t	1

* KICKOFF RETURNS	No.	Yds	Avg	Long	TD
B. Johnson	27	765	28.3	92t	1
Pass	11	254	23.1	36	0
Faulk	10	207	20.7	30	0
Cloud	2	38	19.0	19	0
Givens	2	31	15.5	20	0
Bruschi	1	9	9.0	9	0
Klecko	1	10	10.0	10	0
Vrabel	1	14	14.0	14	0
Ward LG	1	20	20.0	20	0
TEAM	55	1328	24.1	92t	1
OPPONENTS	67	1397	20.9	42	0

* FIELD GOALS	1-19	20-29	30-39	40-49	50+
Vinatieri	0/ 0	15/15	4/ 8	5/ 8	0/1
TEAM	0/ 0	15/15	4/ 8	5/ 8	0/1
OPPONENTS	1/ 1	7/ 7	8/11	7/13	1/1



PATRIOTS 2003 DEFENSIVE STATISTICS

Tackle statistics tabulated from coaching grades

DEFENSIVE STATISTICS											SP. TEAMS					FUMBLES - LOST (24-10)				
Name	TT	UT	A	S/ YL	Int/	Yds	PD	FF	FR		TT	UT	A	FF	FR				Own	
Rodney Harrison	120	91	29	2.0	15.0	2	0	9	1	1	3	1	2	-	-		No.	Lost	Rec.	O.B.
Roman Phifer	120	82	38	-	-	-	-	4	2	-	0	0	0	-	-	Tom Brady	12	4	3	1
Tedy Bruschi	119	76	43	1.0	9.0	2	23	14	2	-	3	2	1	-	-	Kevin Faulk	4	4	1	0
Richard Seymour	74	43	31	7.5	53.5	-	-	9	1	-	0	0	0	-	-	Troy Brown	2	0	1	1
Willie McGinest	67	49	18	4.0	28.0	-	-	3	1	2	0	0	0	-	-	Lonie Paxton	2	0	0	1
Ty Law	62	54	8	-	-	5	112	20	-	-	0	0	0	-	-	Ty Law	1	1	0	0
Eugene Wilson	57	47	10	-	-	3	8	8	-	-	1	1	0	-	-	Antowain Smith	1	1	0	0
Mike Vrabel	57	37	20	7.5	47.5	1	4	3	3	1	0	0	0	-	-	Joe Andruzzi	1	0	1	0
Tyrone Poole	55	48	7	-	-	6	81	20	2	-	0	0	0	-	-	Tyrone Poole	1	0	0	0
Bobby Hamilton	47	26	21	-	-	-	-	2	-	-	0	0	0	-	-	Dan Koppen	0	0	1	0
Ted Washington	38	28	10	2.0	7.0	-	-	-	1	-	0	0	0	-	-	Larry Centers	0	0	1	0
Asante Samuel	31	29	2	-	-	2	55	8	-	-	2	2	0	-	-	Ken Walter	0	0	1	0
Ty Warren	30	15	15	1.0	1.0	-	-	2	-	-	0	0	0	-	-	Patrick Pass	0	0	1	0
Matt Chatham	29	18	11	1.5	10.5	-	-	-	1	1	17	6	11	-	-	Damien Woody	0	0	1	0
Ted Johnson	23	16	7	-	-	-	-	-	-	-	0	0	0	-	-	Totals	24	10	11	3
Jarvis Green	19	14	5	2.0	8.0	-	-	1	-	-	0	0	0	-	-	BLOCKED KICKS				
Dan Klecko	12	10	2	1.5	7.5	-	-	-	-	1	1	1	0	-	-		XP	FG	P	
Antwan Harris	8	6	2	-	-	-	-	1	-	-	11	7	4	-	-	Dan Klecko	0	1	0	
Chris Akins	7	5	2	-	-	-	-	1	-	-	20	11	9	-	-	Richard Seymour	0	1	0	
Rick Lyle	6	5	1	-	-	-	-	-	-	-	0	0	0	-	-	Totals	0	2	0	
Rosevelt Colvin	5	5	0	2.0	9.0	-	-	-	-	1	0	0	0	-	-	MISC. OFFENSIVE STATS				
Larry Izzo	3	3	0	-	-	-	-	1	-	-	28	15	13	-	-		Tkl	Ast	FF	FR
Anthony Pleasant	2	1	1	1.0	12.0	-	-	-	-	1	0	0	0	-	-	Deion Branch	3	0	0	0
Tully Banta-Cain	2	1	1	-	-	-	-	-	-	-	7	5	2	-	-	David Givens	2	0	0	0
Don Davis	1	1	0	-	-	-	-	-	-	-	20	9	11	-	-	Bethel Johnson	2	0	1	1
Shawn Mayer	0	0	0	-	-	-	-	-	-	-	12	6	6	-	-	Christian Fauria	1	0	0	0
Patrick Pass	0	0	0	-	-	-	-	-	-	-	9	5	4	-	-	Dedric Ward	1	0	0	0
Aric Morris	0	0	0	-	-	1	33	1	-	-	8	4	4	-	-	Patrick Pass	1	0	0	0
Je'Rod Cherry	0	0	0	-	-	-	-	-	-	-	8	4	4	-	-	Kevin Faulk	1	0	0	0
Daniel Graham	0	0	0	-	-	-	-	-	-	-	4	1	3	-	-	Dan Koppen	1	0	0	0
Fred Baxter	0	0	0	-	-	-	-	-	-	-	4	0	4	-	-	Matt Light	1	0	0	0
Fred McCrary	0	0	0	-	-	-	-	-	-	-	3	2	1	-	-	Larry Centers	1	0	0	0
David Givens	0	0	0	-	-	-	-	-	-	-	2	2	0	-	-	Totals	14	0	1	1
Bethel Johnson	0	0	0	-	-	-	-	-	1	1	1	1	0	-	1					
Adam Vinatieri	0	0	0	-	-	-	-	-	-	-	1	0	1	-	-					
Lonie Paxton	0	0	0	-	-	-	-	-	-	-	1	0	1	-	-					
Kevin Faulk	0	0	0	-	-	-	-	-	-	-	0	0	0	-	1					
Troy Brown	0	0	0	-	-	-	-	-	-	-	0	0	0	-	1					
Totals	994	710	284	33.0	208.0	22	316	107	15	9	166	85	81	0	3					

LEGEND

TT - Total Tackles

UT - Unassisted Tackles

A - Assists

S/Yds - Sacks/Yards Lost

I/R et. - Interceptions /R return Yards

PD - Pass Defensed

FF - Forced Fumbles

FR - Fumbles Recovered

Tack. T.O. - Tackles off Turnovers

O.B. - Out of Bounds



HOW THE PATRIOTS WERE BUILT

<u>YEAR</u>	<u>DRAFTEES (24)</u>	<u>VETERAN FREE AGENTS (23)</u>	<u>WAIVERS (2) / TRADES (1)</u>	<u>ROOKIE AND FIRST-YEAR FREE AGENTS (3)</u>
1993	Troy Brown (8)			
1994	Willie McGinest (1)			
1995	Ty Law (1) Ted Johnson (2)			
1996	Tedy Bruschi (3)			Adam Vinatieri (fa)
1997				
1998				
1999	Damien Woody (1a) Kevin Faulk (2)			
2000	Antwan Harris (6a) Tom Brady (6b) Patrick Pass (7b)	Joe Andruzzi (fa) (G.B.) Bobby Hamilton (fa) (NYJ)	Matt Chatham (fa) (cw-STL)	
2001	Richard Seymour (1) Matt Light (2)	Je'Rod Cherry (2) (PHI) Damon Huard (fa) (MIA) Larry Izzo (fa) (MIA)* Roman Phifer (2) (NYJ) Anthony Pleasant (3) (SF)* Antowain Smith (1) (BUF) Mike Vrabel (3) (PIT)* Ken Walter (fa) (CAR)		Tom Ashworth (fa)
2002	Daniel Graham (1) Deion Branch (2) Rohan Davey (4a) Jarvis Green (4b) David Givens (7b)	Fred Baxter (5) (CHI) Christian Fauria (2) (SEA)* Rick Lyle (fa) (NYJ)*		
2003	Ty Warren (1) Eugene Wilson (2a) Bethel Johnson (2b) Dan Klecko (4a) Asante Samuel (4b) Dan Koppen (5) Tully Banta-Cain (7b)	Chris Akins (7) (CLE)* Larry Centers (5) (BUF) Michael Cloud (2) (KC)* Don Davis (fa) (STL)* Brandon Gorin (7) Rodney Harrison (5) (SD) Russ Hochstein (5) Brian Kinchen (12) (CAR) Tyrone Poole (1) (DEN)* Dedric Ward (3) (BAL)	Ted Washington (1) (tr-CHI) Wilbert Brown (fa) (cw-WAS)	Shawn Mayer (fa) <u>Reserve/Injured</u> Rosevelt Colvin (4) (CHI)* Mike Compton (3) (DET)* Kliff Kingsbury (6) Adrian Klemm (2) Fred McCrary (6) (SD) Sean McDermott (fa) Gene Mruczkowski (fa-03) Stephen Neal (fa) David Patten (fa) (CLE)* Lonie Paxton (fa)
<div> <div>* unrestricted free agent</div> <div>(#) - indicates round drafted</div> <div>(fa) - indicates non-drafted free agents</div> </div>				



2003 ALPHABETICAL ROSTER

Dec. 17, 2003

#	NAME	POS	HT	WT	BORN	YR	COLLEGE	H.S. HOMETOWN
34	Akins, Chris	S	5-11	200	11/29/76	5	Arkansas Pine-Bluff	Little Rock, Ark.
63	Andruzzi, Joe	G	6-3	312	08/23/75	7	S. Connecticut St.	Staten Island, N.Y.
68	Ashworth, Tom	T	6-6	305	10/10/77	2	Colorado	Englewood, Colo.
48	Banta-Cain, Tully	LB	6-2	250	08/28/80	R	California	Sunnyvale, Calif.
84	Baxter, Fred	TE	6-3	268	06/14/71	11	Auburn	Pike County, Ala.
12	Brady, Tom	QB	6-4	225	08/03/77	4	Michigan	San Mateo, Calif.
83	Branch, Deion	WR	5-9	193	07/18/79	2	Louisville	Albany, Ga.
80	Brown, Troy	WR	5-10	196	07/02/71	11	Marshall	Blackville, S.C.
60	Brown, Wilbert	G	6-2	320	05/09/77	3	Houston	Hooks, Texas
54	Bruschi, Teddy	LB	6-1	247	06/09/73	8	Arizona	Roseville, Calif.
31	Centers, Larry	FB	6-0	225	06/01/68	14	Stephen F. Austin	Tatum, Texas
58	Chatham, Matt	LB	6-4	250	06/28/77	4	South Dakota	Sioux City, Iowa
30	Cherry, Je'Rod	S	6-1	210	05/30/73	8	California	Berkeley, Calif.
21	Cloud, Michael	RB	5-10	205	07/01/75	5	Boston College	Portsmouth, R.I.
6	Davey, Rohan	QB	6-2	245	04/14/78	2	Louisiana State	Miami, Fla.
51	Davis, Don	LB	6-1	235	12/17/72	8	Kansas	Olathe, Kan.
33	Faulk, Kevin	RB	5-8	202	06/05/76	5	Louisiana State	Carencro, La.
88	Fauria, Christian	TE	6-4	250	09/22/71	9	Colorado	Encino, Calif.
87	Givens, David	WR	6-0	212	08/16/80	2	Notre Dame	Humble, Texas
76	Gorin, Brandon	T	6-6	308	07/17/78	2	Purdue	Muncie, Ind.
82	Graham, Daniel	TE	6-3	257	11/16/78	2	Colorado	Denver, Colo.
97	Green, Jarvis	DL	6-3	290	01/12/79	2	Louisiana State	Donaldsonville, La.
91	Hamilton, Bobby	DE	6-5	280	07/01/71	9	Southern Mississippi	Columbia, Miss.
23	Harris, Antwan	DB	5-9	194	05/29/77	4	Virginia	Raleigh, N.C.
37	Harrison, Rodney	S	6-1	220	12/15/72	10	Western Illinois	Chicago, Ill.
71	Hochstein, Russ	G	6-4	305	10/07/77	3	Nebraska	Hartington, Neb.
19	Huard, Damon	QB	6-3	215	07/09/73	7	Washington	Puyallup, Wash.
53	Izzo, Larry	LB	5-10	228	09/26/74	8	Rice	Houston, Texas
81	Johnson, Bethel	WR	5-11	200	02/11/79	R	Texas A&M	Corsicana, Texas
52	Johnson, Ted	LB	6-4	253	12/04/72	9	Colorado	Alameda, Calif.
46	Kinchen, Brian	LS	6-2	240	08/06/65	14	Louisiana State	Baton Rouge, La.
90	Klecko, Dan	DL	5-11	283	01/12/81	R	Temple	Colts Neck, N.J.
67	Koppen, Dan	C	6-2	296	09/12/79	R	Boston College	Whitehall, Pa.
24	Law, Ty	CB	5-11	200	02/10/74	9	Michigan	Aliquippa, Pa.
72	Light, Matt	T	6-4	305	06/23/78	3	Purdue	Greenville, Ohio
96	Lyle, Rick	DL	6-5	285	02/26/71	10	Missouri	Monroe, La.
39	Mayer, Shawn	S	6-0	202	03/04/79	R	Penn State	Hillsborough, N.J.
55	McGinest, Willie	LB	6-5	270	12/11/71	10	Southern Cal	Long Beach, Calif.
35	Pass, Patrick	FB	5-10	217	12/31/77	4	Georgia	Tucker, Ga.
95	Phifer, Roman	LB	6-2	248	03/05/68	13	UCLA	Pineville, N.C.
98	Pleasant, Anthony	DE	6-5	280	01/27/68	14	Tennessee State	Century, Fla.
38	Poole, Tyrone	CB	5-8	188	02/03/72	8	Fort Valley State	LaGrange, Ga.
22	Samuel, Asante	CB	5-10	185	01/06/81	R	Central Florida	Ft. Lauderdale, Fla.
93	Seymour, Richard	DL	6-6	310	10/06/79	3	Georgia	Gadsden, S.C.
32	Smith, Antowain	RB	6-2	232	03/14/72	7	Houston	Montgomery, Ala.
4	Vinatieri, Adam	K	6-0	202	12/28/72	8	South Dakota State	Rapid City, S.D.
50	Vrabel, Mike	LB	6-4	261	08/14/75	7	Ohio State	Akron, Ohio
13	Walter, Ken	P	6-1	207	08/15/72	7	Kent State	Euclid, Ohio
17	Ward, Dedric	WR	5-9	187	09/29/74	7	Northern Iowa	Cedar Rapids, Iowa
94	Warren, Ty	DL	6-5	300	02/06/81	R	Texas A&M	Bryan, Texas
92	Washington, Ted	NT	6-5	365	04/13/68	13	Louisville	Tampa, Fla.
26	Wilson, Eugene	DB	5-10	195	08/17/80	R	Illinois	Merrillville, Ill.
65	Woody, Damien	C/G	6-3	320	11/03/77	5	Boston College	Beaverdam, Va.

PRACTICE SQUAD

10	Elliott, Jamin	WR	5-11	195	10/05/79	2	Delaware	Portsmouth, Va.
18	Gessner, Chas	WR	6-4	215	08/17/81	R	Brown	Hyattsville, Md.
99	Kelley, Ethan	DT	6-2	303	02/12/80	R	Baylor	Sugar Land, Texas
62	Provost, Tim	T	6-5	300	08/24/80	R	San Jose State	Downey, Calif.
75	Soriano, Jamil	G/T	6-4	310	05/11/81	R	Harvard	Plainview, N.Y.

HEAD COACH: BILL BELICHICK

ASSISTANTS: Romeo Crennel, Defensive Coordinator/Defensive Line; Brian Daboll, Wide Receivers; Jeff Davidson, Assistant Offensive Line/Tight Ends; Ivan Fears, Running Backs; John Hufnagel, Quarterbacks; Josh McDaniels, Coaching Assistant; Pepper Johnson, Inside Linebackers; Eric Mangini, Defensive Backs; Markus Paul, Assistant Strength and Conditioning; Rob Ryan, Outside Linebackers; Dante Scarnecchia, Assistant Head Coach/Offensive Line; Brad Seely, Special Teams; Charlie Weis, Offensive Coordinator; Mike Woicik, Strength and Conditioning.



2003 NUMERICAL ROSTER

#	NAME	POS	HT	WT	AGE	YR	COLLEGE	HOW ACQ.	G/S/D/I
4	Adam Vinatieri	K	6-0	202	30	8	South Dakota State	FA-96	14/0/0/0
6	Rohan Davey	QB	6-2	245	25	2	Louisiana State	D4a-02	1/0/2/11
12	Tom Brady	QB	6-4	225	26	4	Michigan	D6b-00	14/14/0/0
13	Ken Walter	P	6-1	207	31	7	Kent State	FA-01	13/0/0/0
17	Dedric Ward	WR	5-9	187	29	7	Northern Iowa	FA (BAL)-03	4/0/0/0
19	Damon Huard	QB	6-3	215	30	7	Washington	UFA (MIA)-01	1/0/11/2
21	Michael Cloud	RB	5-10	205	28	5	Boston College	UFA (KC)-03	5/1/0/5
22	Asante Samuel	CB	5-10	185	22	R	Central Florida	D4b-03	14/1/0/0
23	Antwan Harris	DB	5-9	194	26	4	Virginia	D6a-00	12/1/0/2
24	Ty Law	CB	5-11	200	29	9	Michigan	D1-95	13/13/0/1
26	Eugene Wilson	DB	5-10	195	23	R	Illinois	D2a-03	14/13/0/0
30	Je'Rod Cherry	S	6-1	210	30	8	California	FA-01	9/0/0/5
31	Larry Centers	FB	6-0	225	35	14	Stephen F. Austin	FA (BUF)-03	7/2/0/0
32	Antowain Smith	RB	6-2	232	31	7	Houston	FA (BUF)-01	11/5/0/3
33	Kevin Faulk	RB	5-8	202	27	5	Louisiana State	D2-99	13/8/0/1
34	Chris Akins	S	5-11	200	27	5	Arkansas Pine-Bluff	UFA (CLE)-03	11/0/0/3
35	Patrick Pass	FB	5-10	217	25	4	Georgia	D7b-00	11/1/0/0
37	Rodney Harrison	S	6-1	220	31	10	Western Illinois	FA (SD)-03	14/14/0/0
38	Tyrone Poole	CB	5-8	188	31	8	Fort Valley State	UFA (DEN)-03	14/14/0/0
39	Shawn Mayer	S	6-0	202	24	R	Penn State	FA-03	7/0/0/0
46	Brian Kinchen	LS	6-2	240	38	14	Louisiana State	FA (CAR)-03	0/0/0/0
48	Tully Banta-Cain	LB	6-2	250	23	R	California	D7b-03	7/0/0/1
50	Mike Vrabel	LB	6-4	261	28	7	Ohio State	UFA (PIT)-01	11/8/0/3
51	Don Davis	LB	6-1	235	30	8	Kansas	UFA (STL)-03	13/0/0/1
52	Ted Johnson	LB	6-4	253	31	9	Colorado	D2-95	6/2/0/8
53	Larry Izzo	LB	5-10	228	29	8	Rice	UFA (MIA)-01	14/0/0/0
54	Tedy Bruschi	LB	6-1	247	30	8	Arizona	D3-96	14/14/0/0
55	Willie McGinest	LB	6-5	270	32	10	Southern Cal	D1-94	12/8/0/2
58	Matt Chatham	LB	6-4	250	26	4	South Dakota	CW (STL)-00	14/4/0/0
60	Wilbert Brown	G	6-2	320	26	3	Houston	CW (WAS)-03	2/0/1/8
63	Joe Andruzzi	G	6-3	312	28	7	Southern Connecticut St.	FA-00	14/14/0/0
65	Damien Woody	C/G	6-3	320	26	5	Boston College	D1a-99	12/12/0/2
67	Dan Koppen	C	6-2	296	24	R	Boston College	D5-03	14/13/0/0
68	Tom Ashworth	T	6-6	305	26	2	Colorado	FA-01	14/11/0/0
71	Russ Hochstein	G	6-4	305	26	3	Nebraska	FA-03	13/1/0/0
72	Matt Light	T	6-4	305	25	3	Purdue	D2-01	14/14/0/0
76	Brandon Gorin	T	6-6	308	25	2	Purdue	FA-03	5/0/6/3
80	Troy Brown	WR	5-10	196	32	11	Marshall	D8-93	10/9/0/4
81	Bethel Johnson	WR	5-11	200	24	R	Texas A&M	D2b-03	13/4/0/1
82	Daniel Graham	TE	6-3	257	25	2	Colorado	D1-02	12/8/0/2
83	Deion Branch	WR	5-9	193	24	2	Louisville	D2-02	13/10/0/1
84	Fred Baxter	TE	6-3	268	32	11	Auburn	FA (CHI)-02	12/0/1/1
87	David Givens	WR	6-0	212	23	2	Notre Dame	D7b-02	11/3/0/3
88	Christian Fauria	TE	6-4	250	32	9	Colorado	UFA (SEA)-02	14/12/0/0
90	Dan Klecko	DL	5-11	283	22	R	Temple	D4a-03	11/1/0/3
91	Bobby Hamilton	DE	6-5	280	32	9	Southern Mississippi	UFA (NYJ)-00	14/14/0/0
92	Ted Washington	NT	6-5	365	35	13	Louisville	TR (CHI)-03	8/8/0/6
93	Richard Seymour	DL	6-6	310	24	3	Georgia	D1-01	13/12/0/1
94	Ty Warren	DL	6-5	300	22	R	Texas A&M	D1-03	14/4/0/0
95	Roman Phifer	LB	6-2	248	35	13	UCLA	FA (NYJ)-01	14/13/0/0
96	Rick Lyle	DL	6-5	285	32	10	Missouri	UFA (NYJ)-02	8/1/0/6
97	Jarvis Green	DL	6-3	290	24	2	Louisiana State	D4b-02	14/6/0/0
98	Anthony Pleasant	DE	6-5	280	35	14	Tennessee State	UFA (SF)-01	7/0/0/7

RESERVE LIST / INJURED

59	Rosevelt Colvin	LB	6-3	250	26	5	Purdue	UFA (CHI)-03	2/2/0/1
77	Mike Compton	G/C	6-6	310	33	11	West Virginia	UFA (DET)-01	2/2/0/1
16	Kliff Kingsbury	QB	6-3	220	24	R	Texas Tech	D6-03	0/0/0/0
70	Adrian Klemm	T	6-3	312	26	4	Hawaii	D2-00	3/3/0/3
44	Fred McCrary	FB	6-0	247	30	7	Mississippi State	FA (SD)-03	6/3/0/3
49	Sean McDermott	LS	6-4	250	27	3	Kansas	FA (MIA)-03	1/0/0/0
64	Gene Mruczkowski	OL	6-2	305	23	R	Purdue	FA-03	0/0/0/0
61	Stephen Neal	G	6-4	305	27	2	Cal State-Bakersfield	FA-01	0/0/0/0
86	David Patten	WR	5-10	190	29	7	Western Carolina	UFA (CLE)-01	6/5/0/3
66	Lonie Paxton	LS	6-2	260	25	4	Sacramento State	FA-00	13/0/0/0

HEAD COACH: BILL BELICHICK

ASSISTANTS: Romeo Crennel, Defensive Coordinator/Defensive Line; Brian Daboll, Wide Receivers; Jeff Davidson, Assistant Offensive Line/Tight Ends; Ivan Fears, Running Backs; John Hufnagel, Quarterbacks; Josh McDaniels, Coaching Assistant; Pepper Johnson, Inside Linebackers; Eric Mangini, Defensive Backs; Markus Paul, Assistant Strength and Conditioning; Rob Ryan, Outside Linebackers; Dante Scarnecchia, Assistant Head Coach/Offensive Line; Brad Seely, Special Teams; Charlie Weiss, Offensive Coordinator; Mike Woick, Strength and Conditioning.

Ages as of Dec. 20, 2003



UNOFFICIAL DEPTH CHART

Unofficial depth chart compiled by Patriots Media Relations, Dec. 15, 2003

OFFENSE

WR: 83 Deion Branch (13/10/0/1)	17 Dedric Ward (4/0/0/0)	<u>81 Bethel Johnson (13/4/0/1)*</u>
LT: 72 Matt Light (14/14/0/0)	68 Tom Ashworth (14/11/0/0)	
LG: 65 Damien Woody (12/12/0/2)	60 Wilbert Brown (2/0/1/8)*	
C: <u>67 Dan Koppen (14/13/0/0)</u>	65 Damien Woody (12/12/0/2)	
RG: 63 Joe Andruzzi (14/14/0/0)	71 Russ Hochstein (13/1/0/0)	
RT: 68 Tom Ashworth (14/11/0/0)	76 Brandon Gorin (5/0/6/3)	
TE: 88 Christian Fauria (14/12/0/0)	82 Daniel Graham (12/7/0/2)	84 Fred Baxter (12/0/1/1)
WR: 80 Troy Brown (10/9/0/4)	87 David Givens (11/3/0/3)	
QB: 12 Tom Brady (14/14/0/0)	19 Damon Huard (1/0/11/2)	6 Rohan Davey (1/0/2/11)*
RB: 33 Kevin Faulk (13/8/0/1)	32 Antowain Smith (11/5/0/3)	21 Michael Cloud (5/1/0/5)*
FB: 31 Larry Centers (7/2/0/0)	35 Patrick Pass (11/1/0/0)	

DEFENSE

LE: 91 Bobby Hamilton (14/14/0/0)	<u>94 Ty Warren (14/4/0/0)</u>	98 Anthony Pleasant (7/0/0/7)*
NT: 92 Ted Washington (8/8/0/6)	<u>90 Dan Klecko (11/1/0/3)</u>	96 Rick Lyle (8/1/0/6)*
RE: 93 Richard Seymour (13/13/0/1)	97 Jarvis Green (14/6/0/0)	
OLB: 55 Willie McGinest (12/9/0/2)	58 Matt Chatham (14/4/0/0)	<u>48 Tully Banta-Cain (7/0/0/1)*</u>
ILB: 54 Tedy Bruschi (14/14/0/0)	53 Larry Izzo (14/0/0/0)	
ILB: 95 Roman Phifer (14/13/0/0)	52 Ted Johnson (6/2/0/8)	51 Don Davis (13/0/0/1)
OLB: 50 Mike Vrabel (11/8/0/3)	58 Matt Chatham (14/4/0/0)	
LCB: 24 Ty Law (13/13/0/1)	<u>22 Asante Samuel (14/1/0/0)</u>	
RCB: 38 Tyrone Poole (14/14/0/0)	<u>22 Asante Samuel (14/1/0/0)</u>	
S: <u>26 Eugene Wilson (14/13/0/0)</u>	<u>39 Shawn Mayer (7/0/0/0)</u>	23 Antwan Harris (12/1/0/2)
S: 37 Rodney Harrison (14/14/0/0)	30 Je'Rod Cherry (9/0/0/5)	34 Chris Akins (11/0/0/3)*

SPECIAL TEAMS

K: 4 Adam Vinatieri (14/0/0/0)	13 Ken Walter (13/0/0/0)	
P: 13 Ken Walter (13/0/0/0)	4 Adam Vinatieri (14/0/0/0)	
H: 13 Ken Walter (13/0/0/0)	19 Damon Huard (1/0/11/2)	
PR: 80 Troy Brown (10/9/0/4)	38 Tyrone Poole (14/14/0/0)	33 Kevin Faulk (13/8/0/1)
KR: <u>81 Bethel Johnson (13/4/0/1)*</u>	33 Kevin Faulk (13/8/0/1)	35 Patrick Pass (11/1/0/0)
LS: 46 Brian Kinchen (0/0/0/0)	71 Russ Hochstein (13/1/0/0)	

Rookies and First-Year Players are Underlined. Last week's inactive players are marked with an asterisk (*).

PATRIOTS PRONUNCIATION GUIDE

Tedy Bruschi Teddy★BREW-ski
Christian Fauria FOUR-ee-ay
Russ Hochstein..... HOKE-stine

Damon HuardHUE-ard
Dan Koppen.....COPE-en
Antowain Smith..... AN-twon

Adam Vinatieri vin-a-TERRY



INSIDE THE NUMBERS

SEVEN YEARS AND COUNTING

102-63

The Patriots' record in preseason, regular-season and postseason games since 1996 (.618 win pct.).

75-51

The Patriots' regular-season record since 1996 (.595 win pct.).

6-3

The Patriots' postseason record since 1996 (.667 win pct.).

21-9

The Patriots' preseason record since 1996 (.700 win pct.).

KEEP OUT

62

The number of consecutive drives the Patriots defense had stopped short of the end zone at Gillette Stadium before Jacksonville scored a touchdown on their final drive last week.

34

The number of punts the Patriots defense forced during their touchdown-free streak.

13

The number of interceptions the Patriots snared during their touchdown-free streak.

23

The number of consecutive opponents' drives entered New England's half of the field that the Patriots snuffed out short of the end zone during their streak.

MILESTONES IN SIGHT

109

The number of passing yards Tom Brady needs to reach the 10,000-yard mark for his career and become the fifth Patriots passer to break that barrier (joining Drew Bledsoe, Steve Grogan, Vito Parilli and Tony Eason).

41

The number of passing yards Brady needs to pass Jim Plunkett (9,932) to claim fifth place on the Patriots all-time passing charts.

42

The number of receptions Troy Brown needs to pass Ben Coates and claim second place on the Patriots all-time receptions list.

227

The number of receiving yards Brown needs to pass Coates and claim third place on the Patriots' all-time receiving yardage rankings.

NO PASSING ZONE

106

The number of pass defenses New England defenders have been credited with, a figure that leads the NFL. Baltimore ranks second with 90 pass defenses, while New Orleans is third with 88.

11

The number of touchdown passes the Patriots have given up through 14 games, tied for the NFL lead with the Jets and Dolphins.

59.7

The cumulative quarterback rating of Patriots opponents this season, the lowest in the NFL. (Tampa Bay is second at 65.7, and Dallas is third at 66.2).

52.8

The completion percentage of New England's opposing quarterbacks. The figure ranks second in the NFL behind Dallas (48.2 percent).

22

The number of interceptions the Patriots have recorded so far this season, tying them for second in the NFL with Kansas City. Only Minnesota (25 picks) has more interceptions than New England in the NFL.

THE KRAFT ERA

101

The number of consecutive Patriots preseason, regular-season and postseason home games that have been sold out since Robert Kraft bought the team in 1994.

211

The number of consecutive Patriots games that have been televised locally.

70-33

The Patriots record at home since 1994, including preseason, regular-season and postseason games.

16-3

The Patriots record at Gillette Stadium, including preseason and regular-season games (.842 win pct.).

THE BELICHICK ERA

34-11

Bill Belichick's record in his last 45 games as the head coach of the Patriots (.756 win pct). It's the best record of any NFL head coach over that span.

40-25

Bill Belichick's overall record as head coach of the Patriots, including the playoffs.

.615

Belichick's overall winning percentage as Patriots head coach, establishing the highest winning percentage of any coach in franchise history, including postseason games.

NOT HALF BAD

20

The number of consecutive games the Patriots have won when leading at halftime.

24-1

The Patriots record in their last 25 games in which they have led at halftime.

25

The number of consecutive games the Patriots have won when leading after three quarters, leading the NFL.

THIRD DOWN DOMINANCE

6

The number of times the Patriots have held their opponents under 30 percent on third downs this season.

3

The number of times the Patriots held their opponents under 30 percent on third downs all of last season.

12-1

The Patriots record in their last 13 games when holding their opponents under 30 percent on third downs.

TURNING OVER WINS

9-0

The Patriots' record this season when they maintain a positive or even turnover differential.

3-2

The Patriots' record when they turn the ball over more than their opponents.

21-2

The Patriots' record since the beginning of the 2001 season when they maintain a positive turnover differential.

+10

The Patriots' turnover differential this season, ranking them second in the AFC.