



NEW ENGLAND PATRIOTS

PRESS RELEASE

Contact: Stacey James, Director of Media Relations ★ Michelle L. Murphy ★ Casey O'Connell
Gillette Stadium ★ One Patriot Place ★ Foxborough, MA 02035 ★ 508-384-9105 ★ fax: 508-543-9053
staceyj@patriots.com ★ michellel@patriots.com ★ caseyo@patriots.com

AFC EAST CHAMPIONS HOST BILLS IN REGULAR-SEASON FINALE

MEDIA SCHEDULE

Tuesday, Dec. 23

10:45 – 11:15 Coach Belichick Press Availability in Media Workroom
11:15 – 11:55 Open Locker Room
12:45 – 1:05 Access to Practice (Photographers and camera operators only)

Buffalo Bills Conference Calls—

11:30 Head Coach Gregg Williams
11:45 Bills Safety Lawyer Milloy

Wednesday, Dec. 24

10:30 – 11:00 Coach Belichick Press Availability in Media Workroom
11:00 – 11:35 Open Locker Room
12:00 – 12:15 Access to Practice (Photographers and camera operators only)

Thursday, Dec. 25

Happy Holidays – No Media Availability

Friday, Dec. 26

Team Walkthrough – No Media Availability

Saturday, Dec. 27

1:30 Patriots vs. Buffalo Bills

2003 PATRIOTS SCHEDULE

Sun., Sept. 7	at Buffalo	L	0-31
Sun., Sept. 14	at Philadelphia	W	31-10
Sun., Sept. 21	N.Y. Jets	W	23-16
Sun., Sept. 28	at Washington	L	17-20
Sun., Oct. 5	Tennessee	W	38-30
Sun., Oct. 12	N.Y. Giants	W	17-6
Sun., Oct. 19	at Miami	W	19-13 ot
Sun., Oct. 26	Cleveland	W	9-3
Mon., Nov. 3	at Denver	W	30-26
Sun., Nov. 9	BYE WEEK		
Sun., Nov. 16	Dallas	W	12-0
Sun., Nov. 23	at Houston	W	23-20 ot
Sun., Nov. 30	at Indianapolis	W	38-34
Sun., Dec. 7	Miami	W	12-0
Sun., Dec. 14	Jacksonville	W	27-13
Sat., Dec. 20	at N.Y. Jets	W	21-16
Sat., Dec. 27	Buffalo	1:30	CBS

AFC STANDINGS

Teams	W	L	T	Pct.	PF	PA
yz-New England..	13	2	0	.867	317	238
yz-Kansas City.....	12	3	0	.800	453	329
x-Indianapolis	11	4	0	.733	427	319
d-Baltimore	9	6	0	.600	378	271
x-Tennessee	11	4	0	.733	402	311
x-Denver.....	10	5	0	.667	378	270
Miami	9	6	0	.600	288	240
Cincinnati.....	8	7	0	.533	332	362
New York Jets	6	9	0	.400	262	276

z-Clinched Division Title x-Clinched Playoff Berth
y-Clinched first-round bye d-Division Leader

NEW ENGLAND PATRIOTS (13-2) vs. BUFFALO BILLS (6-9)

Saturday, Dec. 27, 2003 ★ Gillette Stadium (68,436) ★ 1:30 p.m.

The Patriots will close out the 2003 regular season this Saturday against Buffalo, the same team they opened against 111 days earlier. New England has come a long way since beginning its season with a loss to the Bills, winning 13 of their 14 games since then, including a franchise-record 11 games in a row. In the process, the Patriots have claimed their second AFC East crown in three seasons and have shown a flair for the dramatic, becoming the first team in NFL history to win 10 or more consecutive games all by 14 points or fewer. New England is 7-0 at Gillette Stadium and will bid to end the season undefeated at home for the first time in team history. But the Patriots' prior successes can be put aside for now, as their season-finishing clash deserves the spotlight on its own.

The symmetry of the schedule affords the Patriots the chance to avenge their season-opening defeat and try to end the regular season with a performance that can contrast their showing in September. Adding to the intensity is the return to Foxborough of former Patriots Lawyer Milloy and Drew Bledsoe, with Milloy making his first trip back to Foxborough as a member of the Bills. The Patriots will face a significant hurdle in Buffalo's defense, a unit ranked second in the NFL. With a sellout home crowd prepping for the playoffs and significant storylines surrounding the game, the Patriots' season finale promises to be another memorable chapter in what has already been a most memorable season in Foxborough.

TELEVISION: This week's game will be televised by CBS. The game can be seen locally on WBZ-TV Channel 4 in Boston. **Dick Enberg** will handle the play-by-play duties and **Dan Dierdorf** will provide analysis. **Bonnie Bernstein** will deliver reports from the sidelines throughout the game. Immediately following the game, the Fifth Quarter postgame show can be seen on WSBK-TV Channel 38 in Boston.

RADIO: WBCN 104.1 FM is the flagship station for the Patriots Rock Radio Network. Play-by-play broadcaster **Gil Santos** is in his 27th season as the voice of the Patriots and calls the action along with Patriots Hall of Famer **Gino Cappelletti**. In 2003, Santos and Cappelletti celebrate their 20th season as a broadcast tandem.

SETTING THE MARK

In 2003, the Patriots have experienced the most regular-season success in team history. The 2003 squad is the first team in franchise history to win 13 regular-season games, besting the previous club mark of 11 wins (accomplished six times, most recently in 2001). New England has established the best 15-game record in franchise history with a 13-2 start to the 2003 season. The Patriots' previous best 15-game start was in 1978 when they held an 11-4 record after 15 games.

ELEVEN TAKES THE RECORD

The Patriots have won 11 games in a row, setting a franchise record for consecutive regular-season victories. New England owns the longest winning streak in the NFL since 1999, when Jacksonville and Indianapolis each won 11 in a row. All 11 of the Patriots' wins have been by 14 points or less, making the Patriots the first team in NFL history to win 11 consecutive games by two touchdowns or fewer. This week, the Patriots will try to become just the 10th team in NFL history to win 12 or more consecutive regular-season games.

PLAYOFF SCENARIOS

The Patriots have clinched the AFC East title and a first-round bye. They will host an AFC Divisional Playoff game the weekend of January 10-11 at Gillette Stadium. This season marks the third time the Patriots have earned a first-round playoff bye since the NFL Playoffs expanded to 12 teams in 1990. Both of the previous times the Patriots have earned a first-round bye (2001 and 1996), they have advanced to the Super Bowl. If the Patriots win this week, or if Kansas City loses, New England would earn the top seed in the AFC.

- **New England can clinch homefield advantage throughout the playoffs with a win OR a Kansas City loss.**
- **If the Patriots lose AND the Chiefs win, KC would get homefield advantage.**






THIS WEEK: PATRIOTS VS. BILLS

SERIES HISTORY

This week, the Patriots and Bills will meet for the 88th time since the series between the AFC East rivals began in 1960. The Patriots lead the series 46-40, with one tie. The Patriots' 46 wins over Buffalo are their most over any opponent, six more than they own over Indianapolis (40). New England has won four of its last five games against Buffalo, dating



back to the 2000 season. The teams have had many memorable matchups over the years, including a five-game span from 1999 to 2001 where four of the five contests were decided in overtime. The Patriots have won in Foxborough two years in a row and six times in the last eight seasons.

NEW ENGLAND 46, BUFFALO 40 (1 TIE)

YR	RESULT	YR	RESULT
1960	Buffalo 13, at NE 0 -13	1981	at Buffalo 20, NE 17 -3
	at Buffalo 38, NE 14 -24		Buffalo 19, at NE 10 -9
1961	NE 23, at Buffalo 21 +2	1982	at NE 30, Buffalo 19 +11
	at NE 52, Buffalo 21 +31	1983	NE 31, at Buffalo 0 +31
1962	at Buffalo 28, NE 28 tie		at NE 21, Buffalo 7 +14
	at NE 21, Buffalo 10 +11	1984	NE 21, at Buffalo 17 +4
1963	at Buffalo 28, NE 21 -7		at NE 38, Buffalo 10 +28
	at NE 17, Buffalo 7 +10	1985	NE 17, at Buffalo 14 +3
	*NE 26, at Buffalo 8 +18		at NE 14, Buffalo 3 +11
1964	NE 36, at Buffalo 28 +8	1986	NE 23, at Buffalo 3 +20
	Buffalo 24, at NE 14 -10		at NE 22, Buffalo 19 +3
1965	at Buffalo 24, NE 7 -17	1987	at NE 14, Buffalo 7 +7
	Buffalo 23, at NE 7 -16		NE 13, at Buffalo 7 +6
1966	NE 20, at Buffalo 10 +10	1988	Buffalo 16, at NE 14 -2
	at NE 14, Buffalo 3 +11		at Buffalo 23, NE 20 -3
1967	NE 23, at Buffalo 0 +23	1989	at Buffalo 31, NE 10 -21
	Buffalo 44, at NE 16 -28		at NE 33, Buffalo 24 +9
1968	NE 16, at Buffalo 7 +9	1990	Buffalo 27, at NE 10 -17
	at NE 23, Buffalo 6 +17		at Buffalo 14, NE 0 -14
1969	at Buffalo 23, NE 16 -7	1991	at Buffalo 22, NE 17 -5
	at NE 35, Buffalo 21 +14		at NE 16, Buffalo 13 +3
1970	Buffalo 45, at NE 10 -35	1992	Buffalo 41, at NE 7 -34
	NE 14, at Buffalo 10 +4		at Buffalo 16, NE 7 -9
1971	at NE 38, Buffalo 33 +5	1993	at Buffalo 38, NE 14 -24
	at Buffalo 27, NE 20 -7		Buffalo 13, at NE 10 (OT) -3
1972	at Buffalo 38, NE 14 -24	1994	Buffalo 38, at NE 35 -3
	Buffalo 27, at NE 24 -3		NE 41, at Buffalo 17 +24
1973	Buffalo 31, at NE 13 -18	1995	at NE 27, Buffalo 14 +13
	at Buffalo 37, NE 13 -24		NE 35, at Buffalo 25 +10
1974	at Buffalo 30, NE 28 -2	1996	at Buffalo 17, NE 10 -7
	Buffalo 29, at NE 28 -1		at NE 28, Buffalo 25 +3
1975	at Buffalo 45, NE 31 -14	1997	at NE 33, Buffalo 6 +27
	Buffalo 34, at NE 14 -20		NE 31, at Buffalo 10 +21
1976	NE 26, at Buffalo 22 +4	1998	at Buffalo 13, NE 10 -3
	at NE 20, Buffalo 10 +10		at NE 25, Buffalo 21 +4
1977	Buffalo 24, at NE 14 -10	1999	at Buffalo 17, NE 7 -10
	NE 20, at Buffalo 7 +13		Buffalo 13, at NE 10 (OT) -3
1978	NE 14, at Buffalo 10 +4	2000	Buffalo 16, at NE 13 (OT) -3
	at NE 26, Buffalo 24 +2		NE 13, at Buffalo 10 (OT) +3
1979	NE 26, at Buffalo 6 +20	2001	at NE 21, Buffalo 11 +10
	Buffalo 16, at NE 13(OT) -3		NE 12, at Buffalo 9 (OT) +3
1980	at Buffalo 31, NE 13 -18	2002	NE 38, at Buffalo 7 +31
	at NE 24, Buffalo 2 +22		at NE 27, Buffalo 17 +10
		2003	at Buffalo 31, NE 0 -31

*-Divisional Playoff

SERIES TRENDS

Record in New England	NE 24, BUF 19
Record in Buffalo	NE 22, BUF 22, T-1
Total Points in Regular Season Series	NE 1,717, BUF 1,665
Patriots Largest Margin of Victory	31 pts (1961, 1983 & 2002)
Patriots Largest Margin of Defeat	35 points (1970)
Longest Patriots Win Streak	11 games (1982-87)
Longest Patriots Losing Streak	9 games (1971-75)
Current Streak - Buffalo, one-game streak	

TALE OF THE TAPE

2003 Regular Season	New England	Buffalo
Record	13-2	6-9
Divisional Standings	1st	T-3rd
Total Yards Gained	4,718	4092
Total Offense (Rank)	314.5 (18)	272.8 (30)
Rush Offense	98.4 (27)	105.5 (19)
Pass Offense	216.1 (9)	167.3 (28)
Points Per Game	21.1	16.2
Total Yards Allowed	4,410	3,992
Total Defense	294.0 (7)	266.1 (2)
Rush Defense	90.1 (4)	98.3 (7)
Pass Defense	203.9 (17)	167.8 (3)
Points Allowed/Game	15.9	16.5
Possession Avg.	30:41	29:51
Sacks Allowed/Yards Lost	30/205	47/357
Sacks Made/Yards	37/225	36/217
Interceptions By	27	10
Penalties Against/Yards	107/964	96/820
Punts/Avg.	85/36.9	81/44.7
Takeaway/Giveaway Ratio	+14	-13

THE LAST TIME

Bills 31, Patriots 0 - September 7, 2003

The Patriots began the 2003 season on a sour note by suffering a 31-0 loss to the Buffalo Bills in Orchard Park, N.Y. The Bills controlled the ball for 14-and-a-half minutes in the game's first 16:38, allowing them to build a 14-0 lead. The Patriots were never able to dig out of their early hole despite driving into Buffalo territory five times in their six second half drives. The Bills defense consistently came up with big plays that frustrated New England every time it tried to counter-punch.

Buffalo began the contest with a 9-play, 80-yard drive that ended in a 1-yard touchdown plunge by Travis Henry, putting the Bills in front with 5:02 gone in the game. After the Bills defense forced the Patriots to punt, Buffalo put together a lengthy drive, controlling the ball for 9:28 on a 15-play, 90-yard drive. By the time Buffalo took a 14-0 lead on a 7-yard touchdown pass from Drew Bledsoe to tight end Dave Moore, Buffalo had controlled the ball for 14:30, while the Patriots had possession for just 2:08.

The Bills pulled further ahead in the second quarter after the teams exchanged three-and-outs. Defensive tackle Sam Adams intercepted a Tom Brady pass and rumbled 37 yards for a touchdown that put Buffalo in front 21-0 with 19:46 gone in the game.

PATRIOTS - BILLS QUICK HITS

- The Patriots have 46 wins against the Bills, their most against any opponent.
- Bill Belichick holds a 5-3 career record against Buffalo, including a 5-2 record as head coach of the Patriots.
- Six of the last 11 games in the series have been decided by four points or less (NE 3-3).
- Four of the last eight games in the series have been decided in overtime (NE 2-2).
- The Patriots and Bills have played in 19 games decided by three points or less since 1972.
- The Patriots are 12-6 against the Bills in their last 18 meetings.
- Since 1993, the two teams have played five overtime games, good for a total of 51:49 of extra time, almost equaling an entire game.

MEDIA WEBSITE



All of the Patriots' up-to-date media materials are available 24 hours a day, seven days a week on their new media website. Visit media.patriots.com to sign up today.



THIS WEEK: PATRIOTS VS. BILLS

CONNECTIONS

- Patriots head coach **Bill Belichick**'s defensive game plan from the Giants' Super Bowl XXV win over the Buffalo Bills is permanently on display at the Pro Football Hall of Fame.
- While Belichick was the head coach at Cleveland, he hired **Don Blackmon** as the linebackers coach. Blackmon is currently the linebackers coach for Buffalo. Blackmon also played for the Patriots for eight seasons (1981-87).
- Patriots running back **Antowain Smith** was originally drafted by the Bills in the first round (23rd overall) of the 1997 NFL Draft. Smith spent four seasons with the Bills (1997-2000) and gained 2,932 yards on 760 carries and scored 26 touchdowns.
- Patriots wide receivers coach **Brian Daboll** attended St. Francis High in Buffalo where he lettered in football. He also was a two-year starter at free safety at the University of Rochester, where he recorded three interceptions in one game during his senior year.
- Patriots fullback **Larry Centers** played for the Bills from 2001-02, and had 123 catches for 1,008 yards with Buffalo.
- Patriots nose tackle **Ted Washington** played for the Bills from 1995-2000 and earned three Pro Bowl nods in a Buffalo uniform.
- Patriots running back **Kevin Faulk** had a career-long, 45-yard touchdown run against the Bills on New England's first possession of the third quarter in a 38-7 win (11/03/02).
- Patriots safety **Rodney Harrison**, while playing for the Chargers, had a career-high three sacks in a 16-14 win over Buffalo in the 1998 season opener (9/6/98).
- Patriots linebacker **Ted Johnson** recorded a career-high 17 tackles against Buffalo on Nov. 15, 1998.
- Bills offensive coordinator **Kevin Gilbride** was born in New Haven, Conn., and earned a degree in physical education at Southern Connecticut State University. Gilbride was a linebackers coach at Tufts University (1976-77) and a head coach at Southern Connecticut (1980-84).
- Bills running backs coach **Les Steckel** served as the Patriots quarterbacks/wide receivers coach for four seasons (1985-88).
- Bills defensive tackle **Sam Adams**' father, **Sam Adams, Sr.**, played guard for the Patriots for nine seasons (1972-80).
- Bills quarterback **Drew Bledsoe** was drafted by the Patriots with the first overall selection in the 1993 NFL draft. He spent nine seasons with New England and earned three Pro Bowl selections.
- Bills safety **Lawyer Milloy** was drafted by the Patriots in the second round (36th overall) in the 1996 NFL draft. He played in 112 games in eight seasons in New England and earned four Pro Bowl nods.
- Bills fullback **Sam Gash** was the Patriots eighth round selection (205th overall) in the 1992 NFL draft. Gash appeared in 88 contests as a Patriot, including 36 starts.
- Bills wide receiver **Josh Reed** was teammates with Patriots defensive end **Jarvis Green** and quarterback **Rohan Davey** at LSU.

FAMILIAR FOE

Bills quarterback Drew Bledsoe played in 124 games while he was a member of the New England Patriots from 1993-2001. He holds the Patriots franchise records for passing yards (29,657), attempts (4,518), and completions (2,544). Bledsoe ranks second on the franchise list in touchdowns (166).

BLEDSE'S PATRIOTS STATISTICS

	G	Att	Cmp	%	Yards	TD	Int	Rat.
Drew Bledsoe	124	4,518	2,544	.563	29,657	166	138	75.9

BLEDSE'S BILLS STATISTICS

	G	Att	Cmp	%	Yards	TD	Int	Rat.
Drew Bledsoe	31	1,052	637	.606	7,136	35	26	81.6

THE HEAD COACHES

BILL BELICHICK

Overall Record: 78-70 (.527)
Regular Season: 74-69 (.517)
Postseason: 4-1 (.800)
With New England overall: 41-25 (.621)
Overall since Oct. 26, 2001: 35-11 (.761)



Bill Belichick is celebrating his 29th consecutive season as an NFL coach and has spent more consecutive seasons in the league than any other current head coach. He has been a part of three Super Bowl championship teams, including the memorable victory in Super Bowl XXXVI that brought the Patriots their first title in franchise history. Belichick has ensured that the spark of the Super Bowl season ignited a run of success that will last well into the future. Since Oct. 14, 2001, the Patriots have blossomed, rattling off 35 wins in their last 46 games and making Belichick the winningest NFL Head Coach since Week Four of the 2001 season. In 2003, Belichick has led the Patriots to their second AFC East title in his fourth season with the team. His overall record of 41-25 (including a 3-0 playoff mark) gives him the best winning percentage of any head coach in Patriots history.

GREGG WILLIAMS

Overall Record: 17-30 (.362)
Regular Season: 17-30 (.362)
Postseason: 0-0 (.000)
With Buffalo overall: 17-30 (.362)
Overall since Oct. 26, 2001: 17-26 (.395)



Gregg Williams is in his third season as the head coach of the Buffalo Bills and was named the 12th head coach in team history on Feb. 1, 2001. Williams presided over a five-win improvement between the 2001 and 2002 seasons, matching the biggest one-year turnaround in franchise history. In 2003, Williams' Bills boast the top-ranked defense in the AFC and the second-ranked defensive unit in the NFL. Williams came to the Bills after spending 11 seasons with the Tennessee Titans/Houston Oilers organization from 1990-2000. The last four seasons of his tenure in Tennessee were spent as the team's defensive coordinator. Under his leadership in 2000, the Titans led the NFL in total defense for the first time in team history. In 1999, Williams' defense was part of a team that represented the AFC in the Super Bowl. Prior to becoming the defensive coordinator, Williams was the Houston Oilers' linebackers coach (1994-96), the team's special teams coach (1993) and the club's quality control coach (1990-92).

PASSING PERFORMANCES

Tom Brady is slated to start against Buffalo for the sixth time in his career. The Patriots' signal caller recorded the second-highest passer rating of his career against the Bills on Nov. 3, 2002 (147.6). Bills signal caller Drew Bledsoe will start against his former team for the fourth time.

Tom Brady vs. Buffalo (4-1)

Date	A	C	Yd	%	TD	I	Rating	W/L	Score
11/11/01	21	15	107	.714	1	1	78.9	W	21-11
12/16/01	35	19	237	.543	0	1	63.6	W(ot)	12-9
11/03/02	26	22	265	.846	3	0	147.6	W	38-7
12/08/02	27	15	183	.556	2	0	101.3	W	27-17
09/07/03	28	14	123	.500	0	4	22.4	L	0-31
Career Totals	137	85	915	.620	6	6	78.0	4-1	

Drew Bledsoe vs. New England (1-2)

Date	A	C	Yd	%	TD	I	Rating	W/L	Score
11/03/02	45	28	302	.622	1	1	80.0	L	7-38
12/08/02	51	32	328	.627	2	4	61.6	L	17-27
09/07/03	28	17	230	.607	1	1	83.9	W	31-0
Career Totals	124	77	860	.621	4	6	73.3	1-2	



LAST GAME: PATRIOTS 21, JETS 16

PATRIOTS 21, JETS 16

December 20, 2003 ★ Giants Stadium (Att: 77,835)

	1	2	3	4	Final
New England Patriots	7	7	7	0	— 21
New York Jets	7	3	0	6	— 16

BIG MAC ATTACK

Willie McGinest picked off a Chad Pennington pass and returned it 15 yards for a touchdown in the second quarter to give New England a 14-7 lead. It was the third interception of McGinest's career and his second returned for a touchdown (46 yards vs. Buffalo, 10/27/96). McGinest now has four touchdowns in his career (two interception returns, two fumble returns). McGinest also sacked Chad Pennington in the fourth quarter, giving him 5.5 sacks this season and 62.5 for his career (fourth on the Patriots' all-time list).

DEFENSIVE SCORING

Willie McGinest's interception returned for a touchdown was the fifth pick the Patriots have returned for a score this season, tying a team record set in 2001. New England has a total of six defensive touchdowns this season, leading the NFL.

QUICK STRIKE

Tom Brady hit David Givens for a 35-yard touchdown on the Patriots' first offensive play of the game, right after Tedy Bruschi's interception on the Jets' second offensive play of the game. It marks the second consecutive game the Patriots have scored a touchdown on their first offensive possession. Prior to last week's game against Jacksonville, the last time the Patriots scored a touchdown on their opening drive was against Minnesota on Nov. 24, 2002.

GIVENS GRABS TDs

David Givens caught a career-high two touchdown passes, giving him a team-leading five receiving touchdowns this season. Givens is tied with Michael Cloud for the team lead with five total touchdowns. Givens is the second Patriot receiver to catch two touchdowns in a game this season, joining Christian Fauria's two-touchdown performance on Sept. 14, 2003.

FULL TILT, FULL TIME

Tedy Bruschi set a career-high with his third interception of the season when he picked off Chad Pennington's second pass of the game. The pick broke Bruschi's NFL-record string of four consecutive interceptions returned for a touchdown. The last time Bruschi picked off a pass and did not return it for a touchdown was on Nov. 18, 2001, against the St. Louis Rams, when he intercepted a Kurt Warner pass and returned it four yards. Bruschi now has eight career interceptions and has returned four of them for touchdowns.

LAW AND ORDER

Ty Law grabbed his sixth interception of the season, tying him with Tyrone Poole for the team lead. It was the 35th interception of Law's career and he now needs one more pick to tie Raymond Clayborn's all-time franchise mark (36 picks). Law set a single-season career high in 1998 with nine interceptions.

RECORD SUCCESS

With their 21-16 win over the Jets, the Patriots are...

- 28-2 under Bill Belichick when scoring 21 points or more
- 24-4 after Nov. 1 since 2001
- 13-3 in their last 16 games against AFC East teams.

ABLE VRABEL

Mike Vrabel sacked Chad Pennington twice, marking his fourth multiple-sack game of the season and giving him a career-high and team-leading 9.5 sacks. He dropped Pennington for a 7-yard loss at the Jets' 6-yard line late in the first quarter, then forced him to fumble on a one-yard sack in the third quarter (the Jets recovered the ball). Vrabel's 9.5 sacks are the highest sack total for any Patriot in the Bill Belichick era. The last time a Patriot had 9.5 or more sacks in a season was in 1996, when Willie McGinest also notched 9.5 sacks.

MOVING ON UP

Tom Brady passed the 10,000-yard mark for his career with an 18-yard completion to Deion Branch in the third quarter. Brady is the fifth Patriots passer to reach the 10,000-yard milestone (Bledsoe, Grogan, Parilli, Eason). Brady also passed Jim Plunkett to move into fifth place on the Patriots' all-time passing yardage list. Brady's 7-yard completion to Troy Brown in the second quarter gave him 9,934 yards for his career, passing Plunkett's mark of 9,932 yards.

HUNDRED-YARD DAY

Antowain Smith ran for 121 yards on 18 carries, recording the 13th 100-yard game of his career. It is the first time the Patriots have had a 100-yard rusher in 22 games. The last time a Patriot ran for more than 100 yards was on Nov. 3, 2002, when Smith ran for 111 yards at Buffalo.

TURNING OVER WINS

With their five interceptions off of Chad Pennington, the Patriots have now recorded 37 takeaways this season. It's the highest number of takeaways by a Patriots team since 1994 (40 takeaways).

PICK PARTY

The Patriots recorded five interceptions off of Chad Pennington. It is the second time this season the Patriots have recorded four or more interceptions in a game, with both games coming against New York teams. New England recorded four picks against Kerry Collins of the New York Giants on Oct. 12, 2003. After Eugene Wilson's fourth-quarter pick, the Patriots have 27 interceptions this season, the most by any Patriots team since 1964 and the third-most in team history (31 in 1964 and 29 in 1963).

HOT WHEN IT'S COLD

At kickoff tonight, the temperature was 30 degrees with a 20-degree wind chill. Since 1993, the Patriots are now 14-2 when the kickoff temperature is below 35 degrees. This was the third consecutive game the Patriots have played in below-freezing temperatures (25 degrees vs. Jacksonville and 28 degrees vs. Miami).

COLDEST GAMES SINCE 1993 (14-2)

Date	Opp.	Temp	Notes	W/L	Score
12/26/93	IND	19	Wind Chill -21	W	38-0
12/21/96	at NYG	24	Wind Chill 18	W	23-22
12/14/03	JAX	25	Wind Chill 16	W	27-13
01/19/02	OAK*	25	Snow	W	16-13 ot
12/10/95	NYJ	26	Wind Chill -4	W	31-28
01/12/97	JAX*	27	Wind Chill 0	W	20-6
12/07/03	MIA	28	Wind Chill 17	W	12-0
12/20/03atNYJ	30	Wind Chill 20	W	21-16	
12/24/00	MIA	31	Wind Chill 17	L	24-27
11/26/95	at BUF	33	Flurries	W	35-25
12/16/01	at BUF	34	Wind Chill 17	W	12-9 ot
12/12/93	CIN	34	Wind Chill 10	W	7-2
12/17/00	at BUF	35	Snow/W.Chill 6	W	16-13 ot
11/23/97	MIA	35	Flurries/Drizzle	W	27-24
12/28/97	MIA*	35	Wind Chill 22	W	17-3
01/01/95	at CLE*	35	Wind Chill 20	L	13-20

*-playoffs



TEAM NEWS AND NOTES

FANTASTIC FINISHES

One of the oldest mantras in sports is that it doesn't matter where you start a season, but it does matter where you finish it. The Patriots have done a remarkable job of finishing strong over the past two-plus seasons, as they have compiled a 24-4 (.857) record after November 1 since the 2001 season. In 2001, the Patriots hit their groove as the calendar turned to the 11th month, winning 11 of their last 12 games en route to the Super Bowl XXXVI title.

Season	Pre-11/1	Post-11/1	Totals
2001.....	3-4.....	11-1.....	14-5*
2002.....	3-4.....	6-3.....	9-7
2003.....	6-2.....	7-0.....	13-2
Totals	12-10	24-4	36-14

*-Includes Playoffs

ROLLING START

Through 15 games, the Patriots have used almost enough different starters to field two full teams of offense and defense. New England has used 42 different starters through its first 15 games and has clinched the AFC East title with a 13-2 record. Players who have started for the Patriots have missed a total of 98 games because of injuries, and five opening day starters are now on injured reserve. New England has used a different combination of 22 starters in each game and has only been able to start the same offensive lineup in consecutive games on one occasion (Weeks 12-13). On defense, the Patriots have used 10 different combinations in their 15 games. Despite the changing lineups, the Patriots and their coaching staff have seamlessly made transitions with multiple starters out of the lineup, winning 11 games in a row and 13 of their last 14 games.

BREAKDOWN OF PATRIOTS STARTERS

GS=Game Started; GM=Game Missed due to injury

DEFENSE	GS	GM	OFFENSE	GS	GM
20 Starters	165	35	22 Starters	165	63

DEFENSIVE LINE (7)

B. Hamilton	15	-
R. Seymour	13	1
J. Green	7	-
T. Washington	9	6
T. Warren	4	-
R. Lyle	1	-
D. Klecko	1	1

LINEBACKER (7)

T. Bruschi	15	-
R. Phifer	14	-
M. Vrabel	8	3
W. McGinest	10	2
M. Chatham	4	-
R. Colvin-IR	2	13
T. Johnson	2	8

CORNERBACK (3)

T. Poole	15	-
T. Law	14	1
A. Samuel	1	-

SAFETY (3)

R. Harrison	15	-
E. Wilson	14	-
A. Harris	1	-

*-Released with an injury settlement after six games, then re-signed prior to Week 15

OFFENSIVE LINE (8)

J. Andruzzi	15	-
M. Light	15	-
D. Koppen	14	-
D. Woody	13	2
T. Ashworth	12	-
A. Klemm-IR	3	11
M. Compton-IR	2	13
R. Hochstein	1	-

WIDE RECEIVER (5)

T. Brown	9	4
D. Branch	10	1
D. Patten-IR	5	9
B. Johnson	4	-
D. Givens	4	3

QUARTERBACK (1)

T. Brady	15	-
----------	----	---

RUNNING BACK (3)

K. Faulk	8	1
A. Smith	6	2
M. Cloud	1	-

FULLBACK (3)

F. McCrary-IR	3	8
L. Centers	3	7*
P. Pass	1	-

TIGHT END (2)

C. Fauria	13	-
D. Graham	8	2

2003 PATRIOTS AWARD WINNERS

LB Teddy Bruschi	AFC Defensive Player of the Week (Wk. 2)
	AFC Defensive Player of the Week (Wk.14)
CB Asante Samuel	Pepsi NFL Rookie of the Week (Wk. 3)
	Players Inc. Rookie of the Week (Wk. 3)
DL Richard Seymour	AFC Sp. Teams Player of the Week (Wk. 7)
TE Daniel Graham	AFC Offensive Player of the Week (Wk. 8)
QB Tom Brady	AFC Offensive Player of the Week (Wk. 9)
	FedEx Air Player of the Week (Wk. 9)
	MNF Snickers Hungriest Player (Wk. 9)
Coach Bill Belichick	Staples NFL Coach of the Week (Wk.11)
WR Bethel Johnson	AFC Sp. Teams Player of the Week (Wk 13)
LB Willie McGinest	Levitra Play of the Week (Wk 13)

WORKING OVERTIME

The Patriots have won their last eight overtime games (including the playoffs). The Patriots' eight-game overtime winning streak is the longest in NFL history. The Patriots have won two overtime games this season, defeating the Dolphins 19-13 in Miami and defeating the Texans 23-20 in Houston. New England has not lost in overtime since Buffalo won 16-13 at Foxboro Stadium on Nov. 5, 2000. Since that time, the Patriots have won eight straight, including five games in which they scored on their first possession of overtime.

DATE	OPP	PLAY	DRIVE INFO	FINAL SCORE
11/23/03	at HOU	28-yd FG	9 plays, 76 yards; 3:39	23-20
10/19/03	at MIA	82-yd TD	1-82; 0:12	19-13
12/29/02	vs. MIA+	35-yd FG	7-43; 2:03	27-24
09/22/02	vs. KC+	35-yd FG	9-53; 4:40	41-38
01/19/02	vs. OAK+*	23-yd FG	15-61; 8:29	16-13
12/16/01	at BUF+	23-yd FG	8-75; 3:18	12-9
10/14/01	vs. SD+	44-yd FG	6-51; 2:59	29-26
12/17/00	at BUF	24-yd FG	14-83; 5:56	13-10
11/05/00	vs. BUF	32-yd FG	6-52-2:50	L, 13-16

*playoffs

+NE scored on its first possession in overtime

O.T. IS THE PLACE TO BE

The Patriots have won eight straight overtime games and own the longest overtime winning streak in NFL history, including playoff games. The streak includes New England's 16-13 "Snow Bowl" win over Oakland in the 2001 Divisional Playoffs (01/19/02).

MOST CONSECUTIVE OVERTIME VICTORIES

Wins	Team	Dates
8*New England	2000-present
7Denver	1978-1985
6Washington	1976-1987
6Pittsburgh	1994-1997
5Many Times	

*-Includes one playoff game

HOLDING THE LEAD

The Patriots lead the NFL with 26 consecutive victories when holding a lead entering the fourth quarter. The last time New England lost a game in which it held a fourth-quarter lead was on Dec. 24, 2000, when it led Miami 24-17 entering the fourth quarter and ended up losing, 27-24. Since then, the Patriots have won six games in which they trailed or were tied entering the fourth quarter. New England was 10-0 when leading after three quarters in 2001, won all six games in 2002 and has won 10 in a row in 2003.

CONSECUTIVE WINS / LEADING AFTER THREE QUARTERS

New England Patriots	26
Tennessee Titans.....	18
Kansas City Chiefs	14



TEAM NEWS AND NOTES

BELICHICK'S PATRIOTS RENAISSANCE

Patriots Head Coach Bill Belichick was facing one of the biggest challenges of his coaching career on Oct. 14, 2001. Going into a game against the San Diego Chargers at Foxboro Stadium, the coach was faced with a 1-3 record, a young quarterback and a team that few people expected would eventually hoist the Lombardi Trophy less than four months later. The Patriots rebounded from a 10-point deficit and won that day, topping San Diego 29-26 in overtime and igniting a run that took New England to the top of the NFL world in winning Super Bowl XXXVI. The victory came near the beginning of a run that has seen Belichick compile the best record of any NFL head coach since the beginning of the 2001 season, leading his team to wins in 36 of its last 50 games. The remarkable run includes postseason play, where Belichick and the Patriots own a perfect 3-0 record.

NFL COACHES RECORDS SINCE 2001

Coach	Team	W	L	T	Pct.
Bill Belichick	NE	36	14	0	.720
Andy Reid	PHI	37	15	0	.712
Mike Martz	STL	35	15	0	.700
Mike Sherman	GB	33	16	0	.673
Bill Parcells	DAL	10	5	0	.667
Jon Gruden	TB/OAK	33	19	0	.635
Bill Cowher	PIT	31	19	1	.618
Tony Dungy	TB/IND	30	19	0	.612
Jeff Fisher	TEN	30	19	0	.612
Dave Wannstedt	MIA	29	19	0	.604
Mike Shanahan	DEN	27	20	0	.574
Dick Vermeil	KC	26	21	0	.553
Brian Billick	BAL	27	22	0	.551
John Fox	CAR	17	14	0	.548
Steve Mariucci	SF/DET	27	23	0	.540
Marvin Lewis	CIN	8	7	0	.533
Mike Holmgren	SEA	25	22	0	.532
Herman Edwards	NYJ	26	24	0	.520
Bill Callahan	OAK	17	16	0	.515
Dick Jauron	CHI	24	24	0	.500
Wade Phillips	ATL	1	1	0	.500
Jim Haslett	NO	23	24	0	.489
Mike Tice	MIN	15	17	0	.469

MEETING THE CHALLENGE

The Patriots have been forced to face some of the NFL's elite defenses this season and have responded with victories. New England has played five games against teams with defenses ranked in the top six in the league heading into the game, including matchups with the top two defenses in consecutive games (Denver and Dallas). Below are the results of New England's games against tough defenses.

Date	Opponent	Tot.	Def. Rank*	Run	Pass	W/L	Score
12/15/03	Jacksonville	5	2	15		W	27-13
11/16/03	Dallas	1	3	1		W	12-0
11/03/03	at Denver	2	10	5		W	30-26
10/26/03	Cleveland	6	27	1		W	9-3
10/05/03	Tennessee	5	3	19		W	38-30

*-Opposing defense's rank entering the game

TURNING OVER WINS

The Patriots are 10-0 this season when they record a positive or even turnover ratio, and are 3-2 when they have a negative turnover ratio. Since the beginning of the 2001 season, the Patriots are 22-2 when they record a positive turnover differential. New England notched a +5 turnover differential in its Week Six win over the New York Giants. It was their greatest turnover advantage since they also came out ahead by five turnovers in a 27-17 win over Buffalo (12/08/02). New England ranks second in the NFL with a +14 turnover differential this season.

RIISING TO THE OCCASION

The Patriots are 7-0 this season against teams that currently have winning records, showing their ability to beat the NFL's top teams. New England has tied the 1969 Minnesota Vikings for the best record in NFL history against teams above .500. New England has beaten three 11-4 teams (Indianapolis, Philadelphia and Tennessee), a 10-5 team (Denver) and a 9-6 team (Miami, twice).

RECORDS AGAINST OPPOSITION ABOVE .500

Team	Overall Record	Record vs Winning teams
New England	13-2	7-0
Kansas City	12-3	3-2
St. Louis	12-3	5-1
Indianapolis*	11-4	3-3
Philadelphia*	11-4	4-2
Tennessee*	11-4	2-3
Dallas*	10-5	2-3
Denver*	10-5	3-4
Carolina	10-5	1-3
Miami*	9-6	2-5
Seattle	9-6	1-4
Minnesota	9-6	3-2
Baltimore	9-6	3-5
Cincinnati	8-7	2-2

*-Teams New England has defeated

BEAST OF THE EAST

The Patriots are 13-3 in their last 16 games against the AFC East. New England has the best record among AFC East teams in division games since the beginning of the 2001 season (14-5). The New York Jets and Miami are tied for second with 10-9 records. Buffalo has a 5-14 record (see below).

Team	Division W-L Since 2001	Team	Division W-L Since 2001
New England	14-5	Miami	10-9
New York Jets	10-9	Buffalo	5-14

STINGY ON THIRD DOWN

The Patriots rank sixth in the NFL in allowing their opponents just 73 conversions in 218 third-down opportunities (35.5 percent). In 2002, the Patriots allowed their opponents to convert on third down 43 percent of the time. So far this season, the Patriots have held their opponents to less than a 30 percent third-down conversion rate on six separate occasions and have won five of the six games, including a 12-0 shutout win over Miami to clinch the AFC East title. Over a three-game span from Weeks Two through Four, the Patriots allowed their opponents just seven conversions in 38 tries (18.4 percent).

HOLDING OPPONENT TO UNDER 30% ON THIRD DOWN

Date	Opponent	Made/Att	Pct.	W/L
12/07/03	Miami	4/18	22	W
11/03/03	at Denver	4/14	29	W
10/26/03	Cleveland	3/14	21	W
09/28/03	at Washington	3/11	27	L
09/21/03	N.Y. Jets	1/13	8	W
09/14/03	at Philadelphia	3/14	21	W

FOURTH QUARTER QUALITY

The fourth quarter has been the Patriots' most productive segment of the game so far this season. New England has netted 94 fourth-quarter points, while allowing their opponents just 72 fourth-quarter points this season.



PATRIOTS IN THE PLAYOFFS

WRAPPING IT UP

The Patriots clinched their seventh division title with their 12-0 win over Miami on Dec. 7. It is the earliest point in the season at which the Patriots have clinched a division title. Four of the Patriots' previous six division titles were clinched on the final day of the season, with a fifth being clinched in a tie-breaking playoff game in 1963. Before this season, the only other time the Patriots had clinched a division title with games left on the schedule was in 1978, when New England wrapped up the AFC East on Dec. 10, 1978, with one game left in the season.

PATRIOTS DIVISION-CLINCHING GAMES

Year	Date Clinched	Division Title	Opp.	Final Score	Final Record	2nd Place
2003	12/07/03		MIA	12-0	???	???
2001	01/06/02^	at CAR		38-6	11-5	MIA (11-5) ¹
1997	12/22/97^	at MIA		14-12	10-6	MIA (9-7)
1996	12/21/96^	at NYG		23-22	11-5	BUF (10-6)
1986	12/22/86^	at MIA		34-27	11-5	NYJ (10-6)
1978	12/10/78	BUF		26-24	11-5	MIA (11-5) ¹
1963	12/28/63*	at BUF		26-8	7-6-1	BUF (7-6-1) ²

^-- Season Finale

*-- Division-deciding AFL playoff in Buffalo, N.Y.

NOTE: New England clinched in 1978 with one game remaining.

TIEBREAKER EXPLANATIONS

1. New England finished ahead of Miami based on better division record (6-2 to Dolphins' 5-3)
2. Boston defeated Buffalo in a divisional playoff game to claim the division crown and advance to the AFL Championship Game

CLINCHING DIVISION AT HOME

This season marks the second time the Patriots have clinched a division title at home and the first time since 1978. Out of their six previous division titles, the Patriots clinched just one at home. On Dec. 10, 1978, New England defeated the Buffalo Bills, 26-24, at Schaefer Stadium to claim just the second division title in franchise history and the team's first crown since the AFL-NFL merger. On a frigid 28-degree afternoon with off-and-on snow, New England came back from a 24-21 fourth-quarter deficit to clinch the division on a 21-yard field goal by David Posey with eight seconds left in the game. The Patriots' five other division titles have all been clinched on the road, in the final game of the season.

PATRIOTS IN THE PLAYOFFS

The Patriots have now qualified for the playoffs 12 times in their 44-year history, including six times in the 10 seasons since Robert Kraft purchased the team in 1994. New England has won seven division crowns and has qualified as a Wild Card team on four occasions (1998, 1994, 1985 and 1976). The Patriots also qualified for the playoffs in 1982 as part of a 16-team tournament following a players' strike.

PATRIOTS PLAYOFF SEASONS (12)

Year	How Qualified	Playoff Record	Result
2003	Division Champions	???	???
2001	Division Champions	3-0	Super Bowl Champions
1998	Wild Card	0-1	Wild Card Round
1997	Division Champions	1-1	AFC Divisional Round
1996	Division Champions	2-1	AFC Champions
1994	Wild Card	0-1	Wild Card Round
1986	Division Champions	0-1	AFC Divisional Round
1985	Wild Card	3-1	AFC Champions
1982*	16-Team Format	0-1	First Round
1978	Division Champions	0-1	AFC Divisional Round
1976	Wild Card	0-1	Wild Card Round
1963	Division Champions	1-1	AFL Finalists

Totals – 12 Playoff Seasons: 7 Division Champions; 4 Wild Cards;

1 16-Team Tournament*.

10-10 all-time playoff record.

*-Strike Year

PLAYOFF POSSIBILITIES

The Patriots have clinched the AFC East Title and are currently the top team in the conference in terms of playoff seeding. New England controls its playoff destiny and with one more win or one more Kansas City loss would clinch the top seed in the AFC. A complete listing of playoff tiebreaking procedures can be found on page 449 of the 2003 Patriots Media Guide.

2003 AFC STANDINGS

Team	W	L	Pct	PF	PA	Stk	Div.	Cnf.
z- New England	13	2	.867	21.1	15.9	W11	4-1	10-1
z- Kansas City	12	3	.800	30.2	21.9	L1	5-1	10-2
x-Indianapolis	11	4	.733	28.5	21.3	L1	4-1	8-3
d-Baltimore	9	6	.600	25.2	18.1	W1	3-2	6-5
x-Tennessee	11	4	.733	26.8	20.7	W2	4-2	8-4
x-Denver	10	5	.667	25.2	18.0	W4	5-1	9-3
Miami	9	6	.600	19.2	16.0	W1	3-2	6-5
Cincinnati	8	7	.533	22.1	24.1	L1	3-2	6-5

z-Clinched Division Title d-Division Leader x-Clinched Playoff Berth

REMAINING GAMES

Team	Record	Team	Record
New England . (13-2)	vs.	Buffalo (6-9)	
Kansas City (12-3)	vs.	Chicago (7-8)	
Indianapolis ... (11-4)	at	Houston (5-10)	
Cincinnati (8-7)	vs.	Cleveland (4-11)	
Tennessee (11-4)	vs.	Tampa Bay (7-8)	
Denver (10-5)	at	Green Bay (8-6)	
Miami (9-6)	vs.	New York Jets (6-9)	
Baltimore (9-6)	vs.	Pittsburgh (6-9)	

PLAYOFF RESULTS

The Patriots have compiled a 10-10 record in their 20 previous playoff games. This season, New England will host its fifth playoff game since 1996 and its sixth playoff game in club history. New England has played in three Super Bowls (XX, XXXI and XXXVI) and also in the 1963 AFL Championship Game.

PATRIOTS ALL-TIME PLAYOFF RESULTS (10-10)

Date	Round	Opponent	W/L	Score
02/03/02	Super Bowl XXXVI	St. Louis	W	20-17
01/27/02	AFC Championship	at Pittsburgh	W	24-17
01/19/02	AFC Divisional	Oakland	W	16-13 ot
01/03/99	AFC Wild Card	at Jacksonville	L	10-25
01/03/98	AFC Divisional	at Pittsburgh	L	6-7
12/28/97	AFC Wild Card	Miami	W	17-3
01/26/97	Super Bowl XXXI	Green Bay	L	21-35
01/12/97	AFC Championship	Jacksonville	W	20-6
01/05/97	AFC Divisional	Pittsburgh	W	28-3
01/01/95	AFC Wild Card	at Cleveland	L	13-20
01/04/87	AFC Divisional	at Denver	L	17-22
01/26/86	Super Bowl XX	Chicago	L	10-46
01/12/86	AFC Championship	at Miami	W	31-14
01/05/86	AFC Divisional	at L.A. Raiders	W	27-20
12/28/85	AFC Wild Card	at N.Y. Jets	W	26-14
01/08/83	First Round Playoff	at Miami	L	31-28
12/31/78	AFC Divisional	Houston	L	14-31
12/18/76	AFC Divisional	at Oakland	L	21-24
01/05/64	AFL Championship	at San Diego	L	10-51
12/28/63	AFL Divisional	at Buffalo	W	26-8

PATRIOTS PLAYOFF RECORD BY ROUND

First Round*	0-1
Wild Card Round	2-2
Divisional Round	4-4
Conference Championship	3-0
AFL Championship	0-1
Super Bowl	1-2
Total	10-10

*-1982 Strike Season



DEFENSE NEWS AND NOTES

SOLID SECONDARY

The Patriots overhauled their secondary in 2003 and the move has paid clear dividends across the board. New England leads the NFL in opponents' passer rating (56.9) and is tied for the NFL lead in interceptions (27) and fewest touchdown passes allowed (11). The Patriots lead the AFC in opponents' completion percentage (53.0) and opponents' points per game (15.9). Of New England's top five defensive backs, four were not with the team in 2002. Ty Law is once again leading the secondary with another solid season, and has been joined by free agents Rodney Harrison and Tyrone Poole, along with rookies Eugene Wilson and Asante Samuel to shut down opposing passing attacks in impressive fashion.

PASS DEFENSE THROUGH 15 GAMES

Category	2003	2002	+/-
Opponents Passer Rating	56.9*	78.6	-21.7
Opponents Completion Pct.	53.0^	59.9	-6.9
Interceptions Made.....	27*	18	+9
Touchdowns Surrendered	11*	22	-11
Opponents' Points Per Game	15.9^	21.5	-5.6
Overall Record	13-2*	8-7	+5

*-Leads NFL ^-Leads AFC

INDIVIDUAL BREAKDOWN THROUGH 15 GAMES

2003	Int	Yds	PD	2002	Int	Yds	PD
SS: R. Harrison	3	0	11	SS: L. Milloy	0	0	6
FS: E. Wilson	4	18	9	FS: T. Jones	1	0	6
CB: T. Law	6	112	22	CB: T. Law	4	33	10
CB: T. Poole	6	81	20	CB: O. Smith	2	21	7
DB: A. Samuel	2	55	9	DB: V. Green	1	90	3
Totals	21	266	71	Totals	8	144	32

2003 IMPROVEMENT: 13 INT, 39 PD

NO PASSING ZONE

The Patriots have held opposing quarterbacks to a cumulative passer rating of 56.9, allowing them just 11 touchdowns and intercepting 27 passes. New England leads the NFL in defensive passer rating and is tied for first in fewest passing touchdowns allowed. The Patriots have held five opposing quarterbacks to their lowest passer rating of the season. In addition, the Patriots have held seven different opposing signal callers to their worst touchdown/interception ratio of the season. The table below compares how opposing quarterbacks fared against New England to how they fared in all of their other games combined.

NFL QUARTERBACKS VS. NEW ENGLAND

Quarterback, Team	Passer rating		TD/INT vs.	
	vs. NE	Others	NE	Others
Jay Fiedler, MIA (12/07)	25.1*	76.1	0/2^	9/8
Chad Pennington, NYJ	31.2*	90.7	0/5^	12/7
Donovan McNabb, PHI	33.4*	81.3	0/2^	13/9
Quincy Carter, DAL	38.0*	75.8	0/3^	16/15
Kerry Collins, NYG	45.4	74.0	0/4^	13/12
Kelly Holcomb, CLE	54.6	76.4	0/1	10/11
Danny Kanell, DEN	57.2	48.6	1/1	1/3
Tony Banks, HOU	60.9	91.9	2/1	3/2
Jay Fiedler, MIA (10/19)	62.8	76.1	1/2	9/8
Byron Leftwich, JAX	63.3	73.2	1/2	12/14
Patrick Ramsey, WAS	67.8	76.4	0/0	14/9
Steve McNair, TEN	68.8*	105.5	0/1^	25/6
Vinny Testaverde, NYJ	74.2	95.1	1/1^	6/1
Drew Bledsoe, BUF	83.9	75.0	1/1	10/10
Peyton Manning, IND	95.7	100.8	4/1	24/8
Totals	56.9	82.9	11/27	166/114

*-Lowest passer rating of season


^-Worst TD/INT differential of season

HOME FIELD DEFENSE

The Patriots defense was practically impenetrable in a span of three home games this season. The Patriots gave up a total of just three points at Gillette Stadium Between Oct. 26 and Dec. 7. New England did not give up a TD at home for four straight games. They went three home games without allowing a TD in 1993.

TEDY BRUSCHI: FULL TILT, FULL TIME

TEDY BRUSCHI is the first player in NFL history to return four consecutive interceptions for touchdowns. He had his touchdown streak snapped on Dec. 20, 2003, when he picked off a pass against the Jets and did not reach the end zone. The first three touchdowns of Bruschi's streak came in a span of five games in which he played. Bruschi ranks second on the Patriots all-time list with four career picks brought back for touchdowns. Teammate Ty Law holds the club record with six interceptions returned to the end zone. Bruschi's four interception returns are listed below.




TEDY BRUSCHI'S CAREER INT RETURNED FOR TD

Date	Opponent	Length	Quarterback	Result
12/07/03	Miami	5 yds	Jay Fiedler	W, 12-0
09/14/03	Philadelphia	18 yds	Donovan McNabb	W, 31-10
11/28/02	Detroit	27 yds	Joey Harrington	W, 20-12
11/17/02	Oakland	48 yds	Rich Gannon	L, 20-27

LAW AND ORDER

TY LAW ranks second in Patriots history with 35 career interceptions. Raymond Clayborn leads all Patriot defenders with 36 interceptions (see below). Law passed the trio of Ron Hall, Roland James and Fred Marion with his 30th career interception against Tennessee on Oct. 5. Law became just the second Patriot to record 30 career interceptions.



PATRIOTS ALL-TIME INTERCEPTIONS LIST

Rk	Player	Int.	Yards	Avg	Lg	TD
1	Raymond Clayborn.....	36	555	15.4	85	1
2	Ty Law	35	550	15.7	65t	6
3	Ron Hall	29	476	16.4	87	1
	Roland James	29	383	13.2	46	0
	Fred Marion	29	457	15.8	83	1

TOUCHDOWN TY

TY LAW is the Patriots' all-time leader in interceptions returned for a touchdown. He returned his sixth career pick for a score against Tennessee on Oct. 5. Including his 47-yard return for a touchdown in Super Bowl XXXVI, Law has seven touchdown returns. Below is a list of Law's interceptions returned for touchdowns. The Patriots are 6-1 in games when Law has scored a touchdown.

TY LAW'S CAREER INTERCEPTIONS RETURNED FOR TD

Date	Opponent	Length	Quarterback	Result
10/06/03	Tennessee	65 yds	Steve McNair	W, 38-30
02/03/01	St. Louis*	47 yds	Kurt Warner	W, 20-17
01/06/01	Carolina	46 yds	Chris Weinke	W, 38-6
09/30/01	Indianapolis	23 yds	Peyton Manning	W, 44-13
10/17/99	Miami	27 yds	Damon Huard	L, 30-31
09/13/98	Indianapolis	59 yds	Peyton Manning	W, 29-6
12/08/96	N.Y. Jets	38 yds	Glenn Foley	W, 24-10

*-Super Bowl XXXVI

WILSON AND SAMUEL: GOOD PICKS

Rookie defensive backs EUGENE WILSON and ASANTE SAMUEL have combined for six interceptions this season. Wilson is tied for the NFL lead with four interceptions, while Samuel is one of eight NFL rookies with two picks. Below are the 2003 NFL rookie interception leaders.

2003 NFL ROOKIE INTERCEPTION LEADERS

Player	Team	INT	Yds	Avg.	Lg	TD
Eugene Wilson	NE	4	18	4.5	10	0
Charles Tillman	CHI	4	27	6.8	32	0
Terence Newman	DAL	4	23	5.8	25	0
Terrence Holt	DET	3	42	14.0	30	0
Nick Barnett	GB	3	21	7.0	14	0
Asante Samuel	NE	2	55	27.5	55t	1

Seven others tied with 2 interceptions.



OFFENSE/DEFENSE NEWS AND NOTES

ROMAN'S EMPIRE

ROMAN PHIFER ranks third on the team with 126 tackles this season. Last year, he led the team with 109 tackles, following a 2001 campaign where he recorded 92 tackles. Since he arrived in New England in 2001, Phifer is the Patriots' leading tackler, having amassed 327 stops over that time.

PATRIOTS LEADING TACKLERS SINCE 2001

Player	2001	2002	2003	Total
Roman Phifer	92	109	126	327
Tedy Bruschi	73	65	127	265
Ty Law	70	77	73	220
Lawyer Milloy	113	91	-	204
Mike Vrabel	60	75	64	199
Richard Seymour	44	56	78	178
Willie McGinest	33	62	76	171
Ted Johnson	46	96	26	168
Bobby Hamilton	52	55	51	158

O-LINE CONSISTENCY

During the Patriots' 11-game winning streak, the offensive line has had a chance to jell, translating into consistent play. The Patriots have started the same five players on the offensive line in each of the last 11 games, all Patriots victories. It's the longest streak of consistency on the New England offensive line since they rolled out the same starting lineup in the final nine games of the 2001 season (including playoffs). All nine of those games in 2001 were also victories.

OFFENSIVE LINE CONSISTENCY

Starters (LT, LG, C, RG, RT)

2001 Light, Compton, Woody, Andruzzi, Randall
9 Consecutive games, 9 Consecutive wins

2003* Light, Woody, Koppen, Andruzzi, Ashworth
11 Consecutive Games, 11 Consecutive wins

*-Active Streak

OFFENSE FROM DEFENSE

The Patriots lead the NFL with six defensive touchdowns in 2003. Baltimore and St. Louis have five defensive scores. Five of the Patriots' defensive scores have come off of interceptions returned for a touchdown, a category in which New England also leads the NFL. The Patriots have won all six of their games in which they have scored a defensive touchdown this season. The Patriots are 12-2 in their last 14 games in which they have scored a defensive touchdown, dating back to the 1999 season. This year's defensive scores are listed below.

2003 PATRIOTS DEFENSIVE TOUCHDOWNS

Date	Opp.	Player	Scoring Play	Result
12/20/03	at NYJ	Willie McGinest	15-yd. INT return	W, 21-16
12/07/03	MIA	Tedy Bruschi	5-yd. INT return	W, 12-0
10/12/03	NYG	Matt Chatham	38-yd. fumble rec.	W, 17-6
10/05/03	TEN	Ty Law	65-yd. INT return	W, 38-30
09/21/03	NYJ	Asante Samuel	55-yd. INT return	W, 23-16
09/14/03	at PHI	Tedy Bruschi	18-yd. INT return	W, 31-10

SWAT TEAM

The Patriots lead the NFL with 115 pass deflections this season, marking a solid improvement over last season's production in that category. New England has bested its 2002 total of 78 pass deflections. Below is a list of the NFL leaders in pass deflections.

NFL PASS DEFLECTION LEADERS

Rk	Team	PD
1	New England.....	115
2	Houston.....	95
3t	Denver	93
3t	Baltimore	93
5	Philadelphia	92
6	New Orleans	91
7	Dallas	90

MR. FIRST DOWN

DEION BRANCH leads the Patriots with 51 receptions and has turned in first down yardage on a consistent basis this season. Branch has caught 51 passes and 38 of them have gained enough to give the Patriots a first down. Branch is tied for fifth in the AFC in third down receiving, gaining 362 yards on 24 third-down receptions. The 2002 second-round pick leads the club with 745 receiving yards.

DEION BRANCH'S RECEIVING BREAKDOWN

	Rec.	Yds	Avg	Lg	TD
On third down	24	362	15.1	46	2
Receiving total	51	745	14.6	66t	3

- Has 51 receptions for 38 first downs.
- Has gained a first down on 74.5 percent of his catches.

RUNNING MEN

The Patriots have run for over 100 yards as a team in seven out of their 15 games this season. The seven games of over 100 yards surpasses their 2002 total of five 100-yard games. In Week Five against Tennessee (10/05/03), the Patriots barreled for 161 yards, their highest rushing output since they ran for 163 yards against the Jets (09/15/02).

PATRIOTS 100-YARD RUSHING GAMES

Date		Opponent	Att.	Yds.	Avg.
09/07	at	Buffalo	21	105	5.0
09/21		New York Jets	36	147	4.1
09/28	at	Washington	30	106	3.5
10/05		Tennessee	27	161	6.0
10/12		New York Giants	31	129	4.2
11/23	at	Houston	41	128	3.1
12/20	at	New York Jets	24	133	5.5

TRIPLE THREAT

Patriots running backs KEVIN FAULK, ANTOWAIN SMITH and MICHAEL CLOUD have combined to rush for 1,298 yards on 363 carries with seven touchdowns. Between them, the trio is averaging 3.6 yards per carry. The play of the three backs combined with consistent offensive line play has made the Patriots rushing attack a significant weapon in 2003. Below are the statistics for the Patriots' three running backs this season.

PATRIOTS RUNNING BACKS IN 2003

Player	GP/GS	Att.	Yds.	Avg.	TD
Kevin Faulk	14/8	169	612	3.6	0
Antowain Smith	12/6	167	568	3.4	3
Michael Cloud	5/1	27	118	4.4	5
Totals	31/15	363	1,298	3.6	8

ALL PURPOSE BACK

KEVIN FAULK leads the Patriots with 1,052 total yards from scrimmage. The fifth-year pro from LSU leads the Patriots with 169 carries and ranks second on the club with 48 receptions. He is on track to have the most productive offensive season of his career, with his contributions in the running game and receiving game projected to set a career high in yards from scrimmage. In 2000, Faulk gained a total of 1,035 yards on 164 rushes and 51 receptions. Faulk has caught at least one pass in 28 of the last 30 games in which he has played. He has led the team in receptions or has tied for the team lead in four games this season.

KEVIN FAULK'S YARDS FROM SCRIMMAGE


	No.	Yds	Avg.	Lg	TD
2003 Rushing	169	612	3.6	23	0
2003 Receiving	48	440	9.2	27	0
15-Game Totals	217	1,052	4.9	27	0
2003 Projection	232	1,122	4.9	--	0
Career Rushing	493	1,849	3.8	45t	8
Career Receiving	178	1,571	8.8	52t	7
71-Game Totals	671	3,420	5.1	52t	15
Season Average	151	770	5.1	--	3.5



OFFENSE NEWS AND NOTES

TROY BROWN'S RECORD RUN

TROY BROWN has grabbed over 300 receptions since the beginning of the 2000 season, adding to his record run. Brown's 316 catches over a span of nearly four seasons is the most productive stretch by any receiver in Patriots history. Tight end Ben Coates ranks second with a total of 305 catches in a similar time span from (1994-97).



Player	Catches, Year	Catches, Year	Catches, Year	Catches, Year	Total
Troy Brown	83, 2000	101, 2001	97, 2002	35, 2003*	316
Ben Coates	96, 1994	84, 1995	62, 1996	63, 1997*	305

*-Through 15 games

PATRIOTS ALL-TIME LISTS

TROY BROWN ranks third in Patriots history with 453 receptions in his career. He ranks fourth in franchise history with 5,280 career receiving yards. Brown needs 37 more catches to catch Ben Coates for second place on the all-time receptions list.

PATRIOTS ALL-TIME RECEIVING LEADERS (BY CATCHES)

Rk	Player, Pos.	No	Yds	Avg.	Lg	TD
1	Stanley Morgan, WR	534	10,352	19.4	76t	67
2	Ben Coates, TE	490	5,471	11.2	84t	50
3	Troy Brown, WR	453	5,280	11.7	82t	23
4	Irving Fryar, WR	363	5,726	15.8	80t	38

PATRIOTS ALL-TIME RECEIVING LEADERS (BY YARDS)

Rk	Name	No	Yds	Avg	Lg	TD
1	Stanley Morgan	534	10,352	19.4	76t	67
2	Irving Fryar	363	5,726	15.8	80t	38
3	Ben Coates	490	5,471	11.2	84t	50
4	Troy Brown	453	5,280	11.7	82t	23
5	Jim Colclough	283	5,001	17.7	78t	39
6	Terry Glenn	329	4,669	14.2	86t	22

CHRISTIAN SCORIA

CHRISTIAN FAURIA grabbed two touchdown passes from Tom Brady in Week Two against Philadelphia, giving him nine touchdown catches since joining the Patriots before the 2002 season. In his career prior to joining the Patriots, Fauria caught a total of seven touchdown passes in seven seasons. In 2002, Fauria tied Bubba Franks and Tony Gonzalez for the most touchdowns by a tight end in the NFL. Last season, Fauria led the NFL by scoring one touchdown every 3.9 receptions. Listed below are the Patriots touchdown leaders since the beginning of 2002.

PATRIOTS TOUCHDOWN LEADERS SINCE 2002

Player	(Ru-Rec-Ret)	Total TDs
Antowain Smith	(9-2-0)	11
Christian Fauria	(0-9-0)	9
Kevin Faulk	(2-3-2)	7
Troy Brown	(0-6-0)	6
David Givens	(0-6-0)	6
Michael Cloud	(5-0-0)	5
Deion Branch	(0-5-5)	5
David Patten	(0-5-0)	5


Legend: Ru-Rushing touchdown; Rec-Receiving touchdown; Ret-Touchdown via return

GIVENS' STOCK IS RISING

Second-year wide receiver DAVID GIVENS is one of New England's most improved players. The seventh-round pick has emerged as a serious threat in the Patriots offense, leading the team with five touchdown receptions. He has made the most of his catches, with eight of his 27 grabs going for 20 yards or more. He set a career high with two touchdown grabs in Week 16 against the Jets. Two of Givens' other touchdowns have proven to be game-turning plays. Against Miami in Week Seven, he acrobatically hauled in a 24-yard touchdown to tie the score at 13 late in the third quarter of a 19-13 overtime win. Two weeks later in Denver, Givens grabbed a game-winning, 18-yard touchdown with 30 seconds left to give New England a 30-26 win on Monday Night Football.

TAKING AIM

ADAM VINATIERI is the most accurate kicker in franchise history and is the seventh most accurate kicker in NFL history. He has recorded an 80.8 percent conversion rate (211/261) over his eight-year career. So far this season, Vinatieri has hit 78.1 percent of his kicks (25/32). He has made 58 of his last 69 kicks, good for an 84.1 percent clip.



NFL ALL-TIME MOST ACCURATE KICKERS

	TEAM	PCT.	FGM/FGA
1	Mike Vanderjagt	Colts	87.8 172/196
2	David Akers	Eagles	82.8 111/134
3	Matt Stover	Ravens	82.2 319/388
4	Olindo Mare	Dolphins	82.5 179/217
5	Ryan Longwell	Packers	82.1 179/218
6	John Carney	Saints	81.4 341/419
7	Adam Vinatieri	Patriots	80.8 211/261
8	Jason Hanson	Lions	80.5 281/349
9	Mike Hollis	Giants	80.0 200/250
10	Martin Gramatica	Buccaneers	78.5 124/158

SCORING MACHINE

ADAM VINATIERI is the second leading scorer in Patriots history, totaling 910 points in his eighth year with the club. Vinatieri made the team as a rookie free agent in 1996 and has scored 100 points or more in each of his eight seasons, joining Jason Elam of the Denver Broncos as the only two kickers in NFL history to accomplish the feat. Vinatieri has kicked the most field goals in Patriots history, having tallied 211 successful boots in a Patriots uniform.

LEADING SCORERS IN PATRIOTS HISTORY

#	SCORING	TD	PAT/PATA	2-Pt	FG /FGA	TP
1	Gino Cappelletti	42	346/ 358	2	176/ 334	1,130
2	Adam Vinatieri	0	275/ 281	1	211/ 261	910
3	John Smith	0	308/ 323	0	128/ 191	692
4	Tony Franklin	0	163/ 166	0	93/ 125	442
5	Stanley Morgan	68	0/ 0	0	0/ 0	408

LAST-MINUTE MAN

ADAM VINATIERI nailed a game-winning field goal against the Houston Texans in Week 12, increasing his career total to 15. Last season, Vinatieri nailed two game-winning kicks. In 2001, he kicked game-tying and game-winning field goals against the Oakland Raiders in the AFC Divisional Playoff Game. In Super Bowl XXXVI, he became the first kicker in Super Bowl history to kick a game-winning field goal on the final play of the game. Over half of Vinatieri's game-winning kicks (nine) have come in overtime. His game-winning kicks are listed below:

ADAM VINATIERI'S GAME-WINNING FIELD GOALS


Date	Opponent	Yds	Time	Final Score
11/23/03	at Houston	28	0:41 (OT)	23-20
12/29/02	Miami	35	12:57 (OT)	27-24
09/22/02	Kansas City	35	10:20 (OT)	41-38
02/03/02	St. Louis	48	0:07	20-17
01/19/02	Oakland	23	6:31 (OT)	16-13
12/16/01	at Buffalo	23	9:15 (OT)	12-9
10/14/01	San Diego	44	10:55 (OT)	29-26
12/17/00	at Buffalo	24	0:19 (OT)	13-10
11/19/00	Cincinnati	22	0:03	16-13
09/19/99	Indianapolis	26	0:35	31-28
09/12/99	at N.Y. Jets	23	0:03	30-28
12/20/98	San Francisco	35	0:03	24-21
10/04/98	at New Orleans	27	0:03	30-27
09/14/97	N.Y. Jets	34	6:57 (OT)	27-24
09/22/96	Jacksonville	40	12:24 (OT)	28-25



QB TOM BRADY NEWS AND NOTES

RECORDING SUCCESS

TOM BRADY has quarterbacked the Patriots to victories in 33 of his 45 regular-season starts during his career, compiling a .733 winning percentage, giving him the best record of any active quarterback in the NFL with at least 25 starts. Including the playoffs, he is 36-12 as a starter. Including preseason, regular-season and postseason games, he is 43-13.



ACTIVE QUARTERBACKS WINNING PERCENTAGE

Quarterback, Team(s)	W	L	Pct.
Tom Brady, NE	33	12	.733
Kurt Warner, STL	35	15	.700
Jay Fiedler, JAX/MIA	35	17	.673
Donovan McNabb, PHI	42	21	.667
Brett Favre, ATL/GB	124	64	.660
Steve McNair, TEN	69	40	.633
Brad Johnson, MIN/WAS/TB	58	36	.617

HE RATE ME

TOM BRADY has earned five passer ratings over 100.0 this season and has done so 14 times in his career. Brady earned a 115.2 rating in a 19-13 overtime win at Miami (10/19/03) and also broke the 100.0 mark with ratings of 108.0 at Denver (11/03/03), 105.8 at Philadelphia (09/14/03), 103.6 vs. Jacksonville (12/14/03) and 101.8 at the N.Y. Jets. All of Brady's 14 career 100.0-plus ratings have come in Patriots victories (see below). Brady also owns three of the top five ratings in Patriots history.

TOM BRADY'S GAMES WITH PASSER RATING OVER 100.0

Date	Opp.	Att	Cmp	Yds	Pct.	TD	I	Rating	W/L
10/21/01	at IND	20	16	202	.800	3	0	148.3	W
11/03/02	at BUF	26	22	265	.846	3	0	147.6	W
11/25/01	NO	26	19	258	.731	4	0	143.9	W
11/04/01	at ATL	31	21	250	.677	3	0	124.4	W
10/19/03	at MIA	34	24	283	.706	2	0	115.2	W
11/24/02	MIN	34	21	239	.617	3	0	112.3	W
09/22/02	KC	54	39	410	.722	4	1	110.9	W
09/09/02	PIT	43	29	294	.674	3	0	110.0	W
11/03/03	at DEN	35	20	350	.571	3	1	108.0	W
09/14/03	at PHI	44	30	255	.682	3	0	105.8	W
12/14/03	JAX	34	22	228	.647	2	0	103.6	W
12/20/03	at NYJ	25	15	138	.600	2	0	101.8	W
12/08/02	BUF	27	15	183	.556	2	0	101.3	W
09/15/02	at NYJ	35	25	269	.714	2	1	100.8	W

CAREER NUMBERS

TOM BRADY ranks fifth among Patriots' all-time leading passers, and is the franchise's all-time leader in completion percentage. Brady passed Jim Plunkett for fourth place on the Patriots all-time touchdowns list against Jacksonville (12/14) and passed Tony Eason for fourth place on the Patriots all-time completions list in the game against Indianapolis (11/30). He also passed Plunkett for fifth place on the all-time yardage list at the Jets (12/20).

ALL-TIME PATRIOTS PASSING LEADERS

Rk.	Name	Att	Cmp	Yards	Pct.	TD	Int
1.	Drew Bledsoe	4,518	2,544	29,657	56.3	166	138
2.	Steve Grogan	3,593	1,879	26,886	52.3	182	208
3.	Babe Parilli	2,412	1,140	16,747	47.3	132	138
4.	Tony Eason	1,500	876	10,732	58.4	60	48
5.	TOM BRADY	1,512	934	10,029	61.8	65	38
6.	Jim Plunkett	1,503	729	9,932	48.5	62	87
7.	Hugh Millen	612	370	4,276	60.5	17	28

SPREADING THE FIELD

TOM BRADY has continued his tradition of utilizing all of the weapons at his disposal. Through 15 games, the New England signal caller has completed a pass to an average of 7.4 receivers per game. Last season, Brady completed a pass to seven or more receivers in 13 of 16 games. So far this year, he's used seven or more receivers 10 times in 15 games.

OVERDRIVE IN OVERTIME

TOM BRADY owns a career record of 7-0 in overtime, including the postseason. Brady is the all-time NFL leader in overtime wins without a defeat. Brady and former Steelers signal caller Terry Bradshaw are the only two NFL quarterbacks to be undefeated in overtime (minimum of five games). The top six quarterbacks in overtime are listed below.

BEST CAREER OVERTIME RECORD (Min: 5 Games)

	W- L	Pct.	Yrs in NFL
Tom Brady	7-0	1.000	4
Terry Bradshaw	5-0	1.000	14
Ken Stabler	6-1	.857	15
Jake Plummer	5-1	.833	7
Jim Kelly	6-2	.750	11
Ken O'Brien	4-1-1	.750	10

Regular and postseason games combined.

SOLID DOWN THE STRETCH

Tom Brady has compiled a 24-4 (.857) career record as a starter in games played after November 1. The streak includes the Patriots' 2001 playoff run. So far this year, Brady has led the team to wins in all seven of his starts since the beginning of November. Last season, Brady and the Patriots were 6-3 in the final two months of the season, rebounding from a 3-4 start to finish with a 9-7 record. In 2001, Brady led the team to an 11-1 record after November 1 as the team marched to a victory in Super Bowl XXXVI.

COMEBACK KID

TOM BRADY has engineered 13 game-winning drives to break a tie or take the lead in the fourth quarter or overtime in his career. He has accomplished the feat five times this season, all on the road. Brady's most recent game-winning drive came against the Indianapolis Colts in Week 13, breaking a 31-31 tie with a 4-play, 31-yard drive that ended in a 13-yard touchdown pass to Deion Branch that gave New England a 38-34 win. This season, Brady has also led comebacks against Houston, Tennessee, Miami and Denver. In 2002, Brady led three comebacks from a tie or deficit. Brady's record includes his dramatic performance to lead the Patriots to victory in Super Bowl XXXVI and his memorable performance in the snow against the Oakland Raiders in the 2001 Divisional Playoffs.

TOM BRADY'S GAME-WINNING PERFORMANCES

Date	Opp.	Score	Time Remaining	in Reg.	Att	Cmp	Yds	TD	Int	Final
11/30/03	at IND	31-31	10:21	6	3	31	1	0	0	38-34
11/23/03	at HOU	13-20	3:11	14	10	133	1	0	0	23-20 ot
11/03/03	at DEN	23-26	2:51	4	5	58	1	0	0	30-26
10/19/03	at MIA	13-13	15:00	10	7	147	1	0	0	19-13 ot
10/05/03	TEN	24-27	4:40	1	1	15	0	0	0	38-30
12/29/02	MIA	13-24	4:59	13	8	69	1	0	0	27-24 ot
11/10/02	at CHI	19-30	5:16	14	9	116	2	0	0	33-30
09/22/02	KC	38-38	0:00	5	4	46	0	0	0	41-38 ot
02/03/02	STL**	17-17	1:21	8	5	53	0	0	0	20-17
01/19/02	OAK*	3-13	15:00	27	20	138	0	0	0	16-13 ot
12/16/01	at BUF	6-9	5:57	13	9	116	0	0	0	12-9 ot
12/02/01	at NYJ	14-16	15:00	7	6	56	0	0	0	17-16
10/14/01	SD	16-26	8:48	18	13	130	1	0	0	29-26 ot

^ Statistics are from the time noted until the end of the game

* Divisional Playoffs

** Super Bowl XXXVI

ON TARGET

TOM BRADY is moving up in the Patriots record books in a number of categories. Below is a list of how Brady ranks among the franchise's passing leaders.

BRADY IN THE PATRIOTS RECORD BOOKS

Category	Number	Rank
Completion Pct.	61.8.....	1
Passer Rating	85.1.....	1
Completions	934.....	4
Touchdowns.....	65.....	4
Yards	10,029.....	5
Attempts	1,512.....	5



CHECK YOUR LOCAL LISTINGS

WBCN PATRIOTS ROCK RADIO NETWORK

For the ninth consecutive season, WBCN is proud to be the flagship station for the Patriots Rock Radio Network. Every Patriots game can be heard on WBCN (104.1 FM) and its network of 32 stations throughout all six New England states. Longtime broadcast tandem Gil Santos and Gino Cappelletti will call all of the action in static-free stereo sound.



FLAGSHIP STATION
WBCN
Boston ★ 104.1 FM



MASSACHUSETTS

WAHL Athol 99.9 FM
WXTK Cape Cod 95.1 FM
WSAR Fall River 1480 AM
WKKB New Bedford 100.3 FM
WEB Pittsfield 1420 AM
WBEC Pittsfield 1420 AM
WAQY Springfield 102.1 FM
WWFX Worcester 100.1 FM

MAINE

WEBB Augusta 98.5 FM
WTUL Augusta 1400 AM
WNSX Bangor 97.7 FM
WCRQ Calais 102.9 FM
WBLM Portland 102.9 FM
WOZI Presque Isle 101.9 FM

CONNECTICUT

WCCC Hartford 106.9 FM
WMOS New London 104.7 FM
WINY Putnam 1350 AM

NEW HAMPSHIRE

WTSL Hanover 1400 AM
WZBK Keene 1220 AM
WBHG Laconia 101.5 FM
WVRR Lebanon 101.7 FM
WGIR Manchester 610 AM
WSAK Portsmouth 102.1 FM
WXKL Concord 1450 AM

RHODE ISLAND

WSKO Providence 790 AM
WSKO Providence 99.7 FM

VERMONT

WKVT Brattleboro 92.7 FM
WCPV Burlington 101.3 FM
WMXR Claremont 93.9 FM
WMOO Derby 92.1 FM
WEXP Rutland 101.5 FM
WDEV Waterbury 960 AM

PATRIOTS ALL ACCESS ON WCVB CH.5

Patriots All Access, an Emmy Award-winning one-hour magazine show, airs weekly throughout the season on WCVB-TV Channel 5 in Boston. Indicative of its name, Patriots All Access provides viewers exclusive, behind-the-scenes access and weekly in-depth features. WCVB's Mike Lynch hosts the program and is joined by Head Coach Bill Belichick for a weekly chalk talk and also by a Patriots player of the week.

WCVB-TV Channel 5

Patriots All Access..... Fri., 12/26, 7:00 p.m.; Sat. 12/27, 11:00 a.m.

PATRIOTS FOOTBALL WEEKLY ON WB56

Join the editorial staff of Patriots Football Weekly for a half-hour Patriots extravaganza every Saturday night on WLVI-TV (WB56). The ultimate studio sports show for the ultimate Patriots fan is patterned like the official team newspaper, aiming to be confrontational and opinionated as the reporters dish about what's ahead for the team, give opponent analysis and offer insider information they've learned from working in the trenches at Gillette Stadium.

WLVI-TV Channel 56

Patriots Football WeeklyLive Saturday 12/27 at 11:00 p.m.

PATRIOTS.COM

The official Web site of the New England Patriots offers fans an exciting lineup of daily features and is one of the most advanced and exciting Web sites in all of sports. **Patriots Video News** is a streaming video show broadcast daily on Patriots.com, giving Patriots fans interviews and analysis that picks up where the newspapers and TV reports leave off. **Patriots.com Radio** features six hours of original daily programming beginning at noon ET, and allows fans to interact with hosts and guests via phone and email. Besides these features, the site offers daily news updates, press releases, live coverage of all press conferences and much more.

RATINGS SUCCESS

The Patriots have consistently been at or near the top spot in the weekly television ratings for the 2.1 million homes in the Boston TV market.

2003 RATINGS (BOSTON TV MARKET)

Date	Opponent	Rating/ Share	Network	Result
Thurs., Aug. 7	N.Y. Giants*	12.4 / 22	ESPN	W 26-6
Sat., Aug. 16	at Washington*	10.1 / 21	WCVB	W 20-13
Fri., Aug. 22	at Philadelphia*	9.8 / 18	WCVB	W 24-12
Wed., Aug. 27	Chicago*	9.9 / 18	WCVB	W 38-23
Sun., Sept. 7	at Buffalo	20.0 / 46	CBS	L 0-31
Sun., Sept. 14	at Philadelphia	26.6 / 48	CBS	W 31-10
Sun., Sept. 21	N.Y. Jets	23.1 / 51	CBS	W 23-16
Sun., Sept. 28	at Washington	22.4 / 49	CBS	L 17-20
Sun., Oct. 5	Tennessee	14.5 / 29	CBS	W 38-30
Sun., Oct. 12	N.Y. Giants	25.1 / 54	FOX	W 17-6
Sun., Oct. 19	at Miami	24.6 / 51	CBS	W 19-13
Sun., Oct. 26	Cleveland	24.2 / 53	CBS	W 9-3
Mon., Nov. 3	at Denver	23.0 / 40	ABC	W 30-26
Sun., Nov. 9	BYE WEEK			
Sun., Nov. 16	Dallas	30.6 / 46	ESPN	W 12-0
Sun., Nov. 23	at Houston	26.5 / 57	CBS	W 23-20
Sun., Nov. 30	at Indianapolis	33.1 / 63	CBS	W 38-34
Sun., Dec. 7	Miami	43.8 / 61	CBS	W 12-0
Sun., Dec. 14	Jacksonville	33.8 / 60	CBS	W 27-13
Sat., Dec. 20	at N.Y. Jets	8:30	ESPN	W 21-16
Sat., Dec. 27	Buffalo	1:30	CBS	

*-Preseason

RATINGS HISTORY

Season	Rating / Share
2003 Regular Season Average (14 gms)	26.5 / 50.6
2002 Regular Season Average	28.5 / 52.9
2001 Regular Season Average	24.7 / 48.3
2001 Postseason Average	47.4 / 72.7
2000 Regular Season Average	20.3 / 43.7

Note: Each ratings point represents one percent of the 2.1 million homes in the Boston TV market.

PATRIOTS MONDAY ON WEEI

Sports Radio 850 WEEI has the exclusive rights to broadcast "Patriots Monday" from Gillette Stadium every week during the season. The daylong programming lineup offers fans unique access from Head Coach Bill Belichick and quarterback Tom Brady along with appearances by Troy Brown and Richard Seymour, among other star players. The programming lineup is listed below.

Time (Mondays)	Show	Guest(s)
6:00 – 10:00 a.m.	Dennis and Callahan	Tom Brady
10:00 a.m. – 2:00 p.m.	Dale and Neumy	Troy Brown, Richard Seymour and Stars of the Week
2:00 – 6:00 p.m.	The Big Show	Coach Belichick

PATRIOTS FIFTH QUARTER ON WBZ 4 AND UPN 38

For the first time in franchise history, each of the team's postgame press conferences will be broadcast live, in their entirety on "The Fifth Quarter." WBZ-TV 4, the television flagship station of the Patriots, and its sister station, WSBK-TV/UPN 38, will broadcast all 16 regular season postgame press conferences with observations by Head Coach Bill Belichick, quarterback Tom Brady and star players of the game. WBZ-TV 4 Sports Director Bob Lobel, along with former Patriots players Steve DeOssie and Scott Zolak, will provide analysis and commentary, giving Patriots fans unique perspectives on each game. WSBK will televise 10 "Fifth Quarter" shows, while WBZ will air six shows.

Date, Opponent	Station
12/27, vs. Buffalo	WBZ-TV 4





2003 TRANSACTIONS

1/6	Ken Kocher	Signed	8/18	Otis Smith	Released
	Brandon Gorin	Signed	8/19	Corbin Lacina	Signed
	Dyshod Carter	Signed (Allocated to NFLE)		Ted Washington	Acquired via trade (CHI)
	Scott McCready	Signed (Allocated to NFLE)		DeVeren Johnson	Released
	T.C. Taylor	Signed (Allocated to NFLE)		Jasen Esposito	Released
	Courtney Ledyard	Signed (Allocated to NFLE)	8/20	Chad Lee	Released
	Shane Stafford	Signed (Allocated to NFLE)		Spencer Nead	Released
1/9	Michael Malan	Signed (Allocated to NFLE)		Daniel Pope	Released
1/17	Rodney Trafford	Signed (Allocated to NFLE)	8/24	Ken Kocher	Released
1/28	John Hufnagel	Named quarterbacks coach		Buck Rasmussen	Released
2/28	Lonie Paxton	Re-signed		J.R. Redmond	Released
3/6	Fred Baxter	Re-signed		Antwoine Womack	Released
	Greg Randall	Traded (HOU)	8/26	Jamil Soriano	Acquired via trade (CHI)
3/11	Rosevelt Colvin	Signed		Kerry Watkins	Released
	Tyrone Poole	Signed		Bill Conaty	Placed on Reserve/Injured
3/12	Rodney Harrison	Signed		Kliff Kingsbury	Placed on Reserve/Injured
	Chris Akins	Signed		Tully Banta-Cain	Placed on Reserve/PUP
3/24	Fred McCrary	Signed		Chas Gessner	Placed on Reserve/PUP
	Maugaula Tuitele	Re-signed		Kenyatta Jones	Placed on Reserve/PUP
4/8	Tom Ashworth	Re-signed		Stephen Neal	Placed on Reserve/PUP
4/14	Tebucky Jones	Traded (N.O.)		Gene Mruczkowski	Placed on Reserve/NFI
4/23	Daniel Pope	Signed	8/28	Corbin Lacina, Dyshod Carter, Brad Harris, Michael Malan, Frank Moreau and Rod Trafford ..	
4/26	Ty Warren	Drafted			Released
	Eugene Wilson	Drafted	8/31	Thabiti Davis, Russ Hochstein, Ethan Kelley, Matt Knutson, Shawn Mayer, Leonard Myers, Patrick Pass, Jamil Soriano, Maugaula Tuitele and Dedric Ward	
4/27	Bethel Johnson	Drafted			Released
	Dan Klecko	Drafted		Michael Cloud	Placed on Reserve/Susp. by NFL
	Asante Samuel	Drafted		Bill Conaty	Released from Reserve/Injured
	Dan Koppen	Drafted	9/1	Russ Hochstein	Signed to the practice squad
	Kliff Kingsbury	Drafted		Ethan Kelley	Signed to the practice squad
	Spencer Nead	Drafted		Shawn Mayer	Signed to the practice squad
	Tully Banta-Cain	Drafted		Jamil Soriano	Signed to the practice squad
	Ethan Kelley	Drafted	9/2	Lawyer Milloy	Released
5/2	Kyle Croskey, Jasen Esposito, Chas Gessner, Michael Hayes, Ricklan Holmes, Jason Hunt, Chad Lee, Chris Massey, Shawn Mayer, Rob Milanese, Buck Rasmussen, Walter Sampson, Dan Stricker, Kerry Watkins and Matt Word	Signed as rookie free agents		Tim Provost	Signed to the practice squad
5/5	Derek Watson	Signed	9/14	Russ Hochstein	Signed from the practice squad
	Michael Hayes	Released	9/17	Jamin Elliott	Signed to the practice squad
	Chris Massey	Released	9/22	Rosevelt Colvin	Placed on Reserve/Injured
5/9	Scott Farley	Signed		Mike Compton	Placed on Reserve/Injured
	Aric Morris	Signed		Wilbert Brown	Claimed off waivers (WAS)
5/15	Dave Petruziello	Signed		Patrick Pass	Signed
	Kyle Croskey	Released	9/29	Michael Cloud	Granted one-week roster exemption
5/16	Don Davis	Signed	10/4	Michael Cloud	Activated to the 53-man roster
	Gene Mruczkowski	Signed		Fred McCrary	Released
	Joe Schey	Signed	10/7	Fred McCrary	Re-signed
5/22	Dedric Ward	Signed		Aric Morris	Released
5/27	Walter Sampson	Released	10/13	Dan Stricker	Released from Reserve/Injured
5/29	Ricklan Holmes	Released	10/18	Tully Banta-Cain	Activated from Reserve/PUP
	Matt Word	Released		Shawn Mayer	Signed from the practice squad
6/11	Shane Stafford	Released		Adrian Klemm	Placed on Reserve/Injured
6/23	Michael Cloud	Signed		Larry Centers	Released
7/3	Bill Conaty	Signed	10/22	Justin Kurpeikis	Signed to the practice squad
7/10	T.C. Taylor	Released	10/25	Kenyatta Jones	Released from Reserve/PUP
7/15	Dan Klecko	Signed	11/5	Justin Kurpeikis	Released from the practice squad
	Asante Samuel	Signed	11/7	David Patten	Placed on Reserve/Injured
	Ethan Kelley	Signed		Shawn Mayer	Waived
7/16	Rob Milanese	Released	11/10	Shawn Mayer	Signed to the practice squad
	Brad Harris	Signed		Stephen Neal	Placed on Reserve/Injured
	Corey Mitchell	Signed	11/13	Chas Gessner	Activated from Reserve/PUP
7/21	Ty Warren	Signed	11/15	Jamin Elliott	Signed from the practice squad
	Eugene Wilson	Signed	11/17	Chas Gessner	Waived
	Bethel Johnson	Signed	11/18	J.J. Stokes	Signed
	Dan Koppen	Signed		Chas Gessner	Signed to the practice squad
	Kliff Kingsbury	Signed	11/20	Dedric Ward	Signed
	Spencer Nead	Signed		Fred McCrary	Placed on Reserve/Injured
	Tully Banta-Cain	Signed	11/22	Shawn Mayer	Signed from the practice squad
	Dave Petruziello	Released		Jamin Elliott	Waived
	Kerry Watkins	Released	11/24	Jamin Elliott	Re-signed to the practice squad
	Derek Watson	Released	12/02	Ken Walter	Waived
7/23	Kerry Watkins	Signed	12/03	Brooks Barnard	Signed
	Mike Clare	Released	12/09	Larry Centers	Re-signed
	Courtney Ledyard	Released		J.J. Stokes	Waived
	Corey Mitchell	Released	12/10	Sean McDermott	Signed
	Joe Schey	Released		Lonie Paxton	Placed on Reserve/Injured
7/28	Brenden Stai	Signed		Travis Dorsch	Signed to the practice squad
	Scott Farley	Released		Jamil Soriano	Released from the practice squad
7/30	Larry Centers	Signed	12/12	Ken Walter	Re-signed
	Jason Hunt	Released		Brooks Barnard	Waived
8/1	Frank Moreau	Signed	12/15	Jamil Soriano	Re-signed to the practice squad
	Ben Kelly	Released		Travis Dorsch	Released from the practice squad
8/2	Scott McCready	Released	12/17	Brian Kinchen	Signed
8/4	Thabiti Davis	Signed		Sean McDermott	Placed on Reserve/Injured
8/10	Brenden Stai	Retired			
8/13	Marques McFadden	Claimed off waivers (DAL)			
	DeVeren Johnson	Claimed off waivers (DAL)			
	Dan Stricker	Placed on reserve/injured list			
8/15	Marques McFadden	Released			



PATRIOTS 2003 OFFENSIVE STATISTICS

WON 13, LOST 2				* RUSHING				No.	Yds	Avg	Long	TD															
09/07 L	0-31	at Buffalo	73,262	Faulk	169	612	3.6	23	0																		
09/14 W	31-10	at Philadelphia	67,624	Smith	167	568	3.4	30	3																		
09/21 W	23-16	New York Jets	68,436	Cloud	27	118	4.4	42	5																		
09/28 L	17-20	at Washington	83,632	Centers	17	73	4.3	13	0																		
10/05 W	38-30	Tennessee	68,436	Brady	37	40	1.1	7	1																		
10/12 W	17- 6	New York Giants	68,436	T. Brown	6	27	4.5	11	0																		
10/19 W	19-13 OT	at Miami	73,650	Pass	6	27	4.5	11	0																		
10/26 W	9- 3	Cleveland	68,436	Branch	1	11	11.0	11	0																		
11/03 W	30-26	at Denver	76,203	Klecko	2	5	2.5	5	0																		
11/16 W	12- 0	Dallas	68,436	Patten	1	4	4.0	4	0																		
11/23 W	23-20 OT	at Houston	70,719	McCrary	3	3	1.0	4	0																		
11/30 W	38-34	at Indianapolis	57,102	Walter	2	0	0.0	0	0																		
12/07 W	12- 0	Miami	68,436	B. Johnson	1	-12	-12.0	-12	0																		
12/14 W	27-13	Jacksonville	68,436	TEAM	439	1476	3.4	42	9																		
12/20 W	21-16	at New York Jets	77,835	OPPONENTS	381	1352	3.5	23	10																		
12/27		Buffalo		* RECEIVING				No.	Yds	Avg	Long	TD															
				Branch	51	745	14.6	66t	3																		
TOTAL FIRST DOWNS				Faulk	48	440	9.2	27	0																		
Rushing				Graham	37	408	11.0	38	3																		
Passing				T. Brown	35	420	12.0	82t	3																		
Penalty				Givens	27	430	15.9	57	5																		
3rd Down: Made/Att				Fauria	27	281	10.4	28	2																		
3rd Down Pct.				Centers	19	106	5.6	14	1																		
4th Down: Made/Att				B. Johnson	15	200	13.3	45	1																		
4th Down Pct.				Stokes	15	154	10.3	31	0																		
POSSESSION AVG.				Stokes	2	38	19.0	31	0																		
TOTAL NET YARDS				Smith	14	92	6.6	16	0																		
Avg. Per Game				Patten	9	140	15.6	42	0																		
Total Plays				Ward	7	106	15.1	31t	1																		
Avg. Per Play				Ward	7	106	15.1	31t	1																		
NET YARDS RUSHING				Pass	4	21	5.3	11	0																		
Avg. Per Game				McCrary	2	12	6.0	9	0																		
Total Rushes				Cloud	1	8	8.0	8	0																		
NET YARDS PASSING				Andruzzi	1	0	0.0	0	0																		
Avg. Per Game				TEAM	299	3447	11.5	82t	19																		
Sacked/Yards Lost				OPPONENTS	305	3283	10.8	67	11																		
Gross Yards				* INTERCEPTIONS				No.	Yds	Avg	Long	TD															
Att./Completions				Law	6	112	18.7	65t	1																		
Completion Pct.				Poole	6	81	13.5	44	0																		
Had Intercepted				Wilson	4	18	4.5	10	0																		
PUNTS/AVERAGE				Bruschi	3	26	8.7	18t	2																		
NET PUNTING AVG.				Harrison	3	0	0.0	2	0																		
PENALTIES/YARDS				Samuel	2	55	27.5	55t	1																		
FUMBLES/BALL LOST				Morris	1	33	33.0	33	0																		
TOUCHDOWNS				McGinest	1	15	15.0	15t	1																		
Rushing				Vrabel	1	4	4.0	4	0																		
Passing				TEAM	27	344	12.7	65t	5																		
Returns				OPPONENTS	13	122	9.4	37t	1																		
* SCORE BY PERIODS				* PUNTING				No.	Yds	Avg	Net	TB	In	Lg	B												
Q1				Q2	Q3	Q4	OT	PTS	Walter	73	2735	37.5	33.6	3	24	52	1										
TEAM				66	69	79	94	9	317	Barnard	10	365	36.5	32.5	1	4	49	0									
OPPONENTS				42	73	51	72	0	238	Brady	1	36	36.0	36.0	0	1	36	0									
* SCORING				TD-Ru	Pa	Rt	K-PAT	FG	S	PTS	TEAM	85	3136	36.9	33.5	4	29	52	1								
Vinatieri				0	0	0	33/34	24/32	0	105	OPPONENTS	86	3490	40.6	34.5	5	20	71	0								
Cloud				5	5	0	0	0	0	30	* PUNT RETURNS								Ret	FC	Yds	Avg	Long	TD			
Givens				5	0	5	0	0	0	30	T. Brown	26	12	256	9.8	23	0										
Branch				3	0	3	0	0	0	18	Poole	11	3	75	6.8	18	0										
T. Brown				3	0	3	0	0	0	18	Faulk	5	6	66	13.2	19	0										
Graham				3	0	3	0	0	0	18	Branch	4	1	26	6.5	11	0										
Smith				3	3	0	0	0	0	18	Ward	3	2	26	8.7	16	0										
Bruschi				2	0	0	2	0	0	12	Ward	0	2	0	---	---	0										
Fauria				2	0	2	0	0	0	12	B. Johnson	1	0	2	2.0	2	0										
B. Johnson				2	0	1	1	0	0	12	TEAM	47	24	425	9.0	23	0										
Brady				1	1	0	0	0	0	6	OPPONENTS	35	11	210	6.0	57t	1										
Centers				1	0	1	0	0	0	6	* KICKOFF RETURNS								No.	Yds	Avg	Long	TD				
Chatham				1	0	0	1	0	0	6	B. Johnson	29	824	28.4	92t	1											
Law				1	0	0	1	0	0	6	Pass	11	254	23.1	36	0											
McGinest				1	0	0	1	0	0	6	Faulk	10	207	20.7	30	0											
Samuel				1	0	0	1	0	0	6	Cloud	2	38	19.0	19	0											
Ward LG				1	0	1	0	0	0	6	Givens	2	31	15.5	20	0											
Ward TM				1	0	1	0	0	0	6	Klecko	2	20	10.0	10	0											
Green				0	0	0	0	0	0	0	Vrabel	2	22	11.0	14	0											
TEAM				35	9	19	7	33/34	24/32	1	317	Bruschi	1	9	9.0	9	0										
OPPONENTS				23	10	11	2	21/21	25/34	1	238	Ward	1	20	20.0	20	0										
2-Pt. Conversions: TEAM 0-0, OPPONENTS 1-2												LG	1	20	20.0	20	0										
SACKS: Vrabel 9.5, Seymour 8.5, McGinest 5.0,												TEAM	59	1405	23.8	92t	1										
Colvin 2.0, Green 2.0, Harrison 2.0,												OPPONENTS	71	1462	20.6	42	0										
Washington 2.0, Chatham 1.5, Klecko 1.5,												* FIELD GOALS								1-19	20-29	30-39	40-49	50+			
Bruschi 1.0, Pleasant 1.0, Warren 1.0,												Vinatieri	0/ 0	15/15	4/ 8	5/ 8	0/ 0										
TEAM 37.0, OPPONENTS 30.0												TEAM	0/ 0	15/15	4/ 8	5/ 8	0/ 1										
												OPPONENTS	1/ 1	8/ 8	8/11	7/13	1/1										
Vinatieri: () (27G) (24G,22G,47G) (23G,46N) (34N,39N,48G) (42N,28G) (25G,30G) (27G,48N,28G,38G)																											
(40G,46G,28G) (23G,26G) (21G,38N,32G,37B,28G) (43G) (29G,54N) (22G,31G) ()																											
OPPONENTS: (44G) (57G) (41G,39G,30G,42N) (38G,29G,48B) (48G,43G,46N,33G,37G,41G) (22G,47N,49N,34G) (23G,34G,35B,35N) (29G) (44N,43G) () (19G,31G) (40G,29G) () (24G,23G,34N) (29G)																											
* PASSING				Att	Cmp	Yds	Cmp%	Yds/Att	TD	TD%	Int	Int%	Long	Sack/Lost	Rating												
Brady				495	296	3416	59.8	6.90	19	3.8	12	2.4	82t	30/ 205	83.4												
Davey				7	3	31	42.9	4.43	0	0.0	0	0.0	16	0/ 0	56.3												
Faulk				1	0	0	0.0	0.00	0	0.0	0	0.0	0	0/ 0	39.6												
Givens				1	0	0	0.0	0.00	0	0.0	1	100.0	0	0/ 0	0.0												
TEAM				504	299	3447	59.3	6.84	19	3.8	13	2.6	82t	30/ 205	81.8												
OPPONENTS				575	305	3283	53.0	5.71	11	1.9	27	4.7	67	37/ 225	56.9												



PATRIOTS 2003 DEFENSIVE STATISTICS

Tackle statistics tabulated from coaching grades

DEFENSIVE STATISTICS											SP. TEAMS					FUMBLES - LOST (24-10)				
Name	TT	UT	A	S/ YL	Int/	Yds	PD	FF	FR		TT	UT	A	FF	FR				Own	
Rodney Harrison	129	96	33	2.0	15.0	3	0	10	1	1	3	1	2	-	-		No.	Lost	Rec.	O.B.
Tedy Bruschi	127	82	45	1.0	9.0	3	26	15	2	-	3	2	1	-	-	Tom Brady	12	4	3	1
Roman Phifer	126	87	39	-	-	-	-	4	2	-	0	0	0	-	-	Kevin Faulk	4	4	1	0
Richard Seymour	78	45	33	8.0	57.0	-	-	10	1	-	0	0	0	-	-	Troy Brown	2	0	1	1
Willie McGinest	76	57	19	5.5	33.5	1	15	4	2	2	0	0	0	-	-	Lonie Paxton	2	0	0	1
Ty Law	73	64	9	-	-	6	112	22	-	-	0	0	0	-	-	Ty Law	1	1	0	0
Mike Vrabel	64	43	21	9.5	55.5	1	4	3	4	1	1	0	1	-	-	Antowain Smith	1	1	0	0
Eugene Wilson	62	51	11	-	-	4	18	9	-	-	1	1	0	-	-	Joe Andruzzi	1	0	1	0
Tyrone Poole	59	52	7	-	-	6	81	20	2	-	0	0	0	-	-	Tyrone Poole	1	0	0	0
Bobby Hamilton	51	28	23	-	-	-	-	2	-	-	0	0	0	-	-	Dan Koppen	0	0	1	0
Ted Washington	42	32	10	2.0	7.0	-	-	-	1	-	0	0	0	-	-	Larry Centers	0	0	1	0
Asante Samuel	34	32	2	-	-	2	55	9	-	-	2	2	0	-	-	Ken Walter	0	0	1	0
Ty Warren	31	16	15	1.0	1.0	-	-	2	-	-	0	0	0	-	-	Patrick Pass	0	0	1	0
Matt Chatham	29	18	11	1.5	10.5	-	-	-	1	1	17	6	11	-	-	Damien Woody	0	0	1	0
Ted Johnson	26	18	8	-	-	-	-	-	-	-	0	0	0	-	-	Totals	24	10	11	3
Jarvis Green	19	14	5	2.0	8.0	-	-	1	-	-	0	0	0	-	-	BLOCKED KICKS				
Dan Klecko	13	10	3	1.5	7.5	-	-	-	-	1	1	1	0	-	-		XP	FG	P	
Antwan Harris	8	6	2	-	-	-	-	1	-	-	11	7	4	-	-	Dan Klecko	0	1	0	
Chris Akins	7	5	2	-	-	-	-	1	-	-	20	11	9	-	-	Richard Seymour	0	1	0	
Rick Lyle	6	5	1	-	-	-	-	-	-	-	0	0	0	-	-	Totals	0	2	0	
Rosevelt Colvin	5	5	0	2.0	9.0	-	-	-	-	1	0	0	0	-	-	MISC. OFFENSIVE STATS				
Larry Izzo	3	3	0	-	-	-	-	1	-	-	29	15	14	-	-		Tkl	Ast	FF	FR
Anthony Pleasant	2	1	1	1.0	12.0	-	-	-	-	1	0	0	0	-	-	Deion Branch	3	0	0	0
Tully Banta-Cain	2	1	1	-	-	-	-	-	-	-	8	6	2	-	-	David Givens	2	0	0	0
Don Davis	1	1	0	-	-	-	-	-	-	-	21	9	12	-	-	Bethel Johnson	2	0	1	1
Shawn Mayer	0	0	0	-	-	-	-	-	-	-	13	6	7	-	-	Christian Fauria	2	0	0	0
Patrick Pass	0	0	0	-	-	-	-	-	-	-	10	6	4	-	-	Dedric Ward	1	0	0	0
Aric Morris	0	0	0	-	-	1	33	1	-	-	8	4	4	-	-	Patrick Pass	1	0	0	0
Je'Rod Cherry	0	0	0	-	-	-	-	-	-	-	9	5	4	-	-	Kevin Faulk	1	0	0	0
Daniel Graham	0	0	0	-	-	-	-	-	-	-	4	1	3	-	-	Dan Koppen	1	0	0	0
Fred Baxter	0	0	0	-	-	-	-	-	-	-	4	0	4	-	-	Matt Light	1	0	0	0
Fred McCrary	0	0	0	-	-	-	-	-	-	-	3	2	1	-	-	Larry Centers	1	0	0	0
David Givens	0	0	0	-	-	-	-	-	-	-	3	3	0	-	-	Totals	15	0	1	1
Bethel Johnson	0	0	0	-	-	-	-	-	1	1	1	1	0	-	1					
Adam Vinatieri	0	0	0	-	-	-	-	-	-	-	1	0	1	-	-					
Lonie Paxton	0	0	0	-	-	-	-	-	-	-	1	0	1	-	-					
Kevin Faulk	0	0	0	-	-	-	-	-	-	-	0	0	0	-	1					
Troy Brown	0	0	0	-	-	-	-	-	-	-	0	0	0	-	1					
Totals	1073	772	301	37.0	225.0	27	344	115	17	9	174	89	85	0	3					

LEGEND

TT - Total Tackles

UT - Unassisted Tackles

A - Assists

S/Yds - Sacks/Yards Lost

I/R et. - Interceptions/R return Yards

PD - Pass Defensed

FF - Forced Fumbles

FR - Fumbles Recovered

Tack.T.O. - Tackles off Turnovers

O.B. - Out of Bounds



HOW THE PATRIOTS WERE BUILT

<u>YEAR</u>	<u>DRAFTEES (24)</u>	<u>VETERAN FREE AGENTS (23)</u>	<u>WAIVERS (2) / TRADES (1)</u>	<u>ROOKIE AND FIRST-YEAR FREE AGENTS (3)</u>
1993	Troy Brown (8)			
1994	Willie McGinest (1)			
1995	Ty Law (1) Ted Johnson (2)			
1996	Tedy Bruschi (3)			Adam Vinatieri (fa)
1997				
1998				
1999	Damien Woody (1a) Kevin Faulk (2)			
2000	Antwan Harris (6a) Tom Brady (6b) Patrick Pass (7b)	Joe Andruzzi (fa) (G.B.) Bobby Hamilton (fa) (NYJ)	Matt Chatham (fa) (cw-STL)	
2001	Richard Seymour (1) Matt Light (2)	Je'Rod Cherry (2) (PHI) Damon Huard (fa) (MIA) Larry Izzo (fa) (MIA)* Roman Phifer (2) (NYJ) Anthony Pleasant (3) (SF)* Antowain Smith (1) (BUF) Mike Vrabel (3) (PIT)* Ken Walter (fa) (CAR)		Tom Ashworth (fa)
2002	Daniel Graham (1) Deion Branch (2) Rohan Davey (4a) Jarvis Green (4b) David Givens (7b)	Fred Baxter (5) (CHI) Christian Fauria (2) (SEA)* Rick Lyle (fa) (NYJ)*		
2003	Ty Warren (1) Eugene Wilson (2a) Bethel Johnson (2b) Dan Klecko (4a) Asante Samuel (4b) Dan Koppen (5) Tully Banta-Cain (7b)	Chris Akins (7) (CLE)* Larry Centers (5) (BUF) Michael Cloud (2) (KC)* Don Davis (fa) (STL)* Brandon Gorin (7) Rodney Harrison (5) (SD) Russ Hochstein (5) Brian Kinchen (12) (CAR) Tyrone Poole (1) (DEN)* Dedric Ward (3) (BAL)	Ted Washington (1) (tr-CHI) Wilbert Brown (fa) (cw-WAS)	Shawn Mayer (fa) <u>Reserve/Injured</u> Rosevelt Colvin (4) (CHI)* Mike Compton (3) (DET)* Kliff Kingsbury (6) Adrian Klemm (2) Fred McCrary (6) (SD) Sean McDermott (fa) Gene Mruczkowski (fa-03) Stephen Neal (fa) David Patten (fa) (CLE)* Lonie Paxton (fa)
<div> <div>* unrestricted free agent</div> <div>(#) - indicates round drafted</div> <div>(fa) - indicates non-drafted free agents</div> </div>				



2003 ALPHABETICAL ROSTER

Dec. 22, 2003

#	NAME	POS	HT	WT	BORN	YR	COLLEGE	H.S. HOMETOWN
34	Akins, Chris	S	5-11	200	11/29/76	5	Arkansas Pine-Bluff	Little Rock, Ark.
63	Andruzzi, Joe	G	6-3	312	08/23/75	7	S. Connecticut St.	Staten Island, N.Y.
68	Ashworth, Tom	T	6-6	305	10/10/77	2	Colorado	Englewood, Colo.
48	Banta-Cain, Tully	LB	6-2	250	08/28/80	R	California	Sunnyvale, Calif.
84	Baxter, Fred	TE	6-3	268	06/14/71	11	Auburn	Pike County, Ala.
12	Brady, Tom	QB	6-4	225	08/03/77	4	Michigan	San Mateo, Calif.
83	Branch, Deion	WR	5-9	193	07/18/79	2	Louisville	Albany, Ga.
80	Brown, Troy	WR	5-10	196	07/02/71	11	Marshall	Blackville, S.C.
60	Brown, Wilbert	G	6-2	320	05/09/77	3	Houston	Hooks, Texas
54	Bruschi, Teddy	LB	6-1	247	06/09/73	8	Arizona	Roseville, Calif.
31	Centers, Larry	FB	6-0	225	06/01/68	14	Stephen F. Austin	Tatum, Texas
58	Chatham, Matt	LB	6-4	250	06/28/77	4	South Dakota	Sioux City, Iowa
30	Cherry, Je'Rod	S	6-1	210	05/30/73	8	California	Berkeley, Calif.
21	Cloud, Michael	RB	5-10	205	07/01/75	5	Boston College	Portsmouth, R.I.
6	Davey, Rohan	QB	6-2	245	04/14/78	2	Louisiana State	Miami, Fla.
51	Davis, Don	LB	6-1	235	12/17/72	8	Kansas	Olathe, Kan.
33	Faulk, Kevin	RB	5-8	202	06/05/76	5	Louisiana State	Carencro, La.
88	Fauria, Christian	TE	6-4	250	09/22/71	9	Colorado	Encino, Calif.
87	Givens, David	WR	6-0	212	08/16/80	2	Notre Dame	Humble, Texas
76	Gorin, Brandon	T	6-6	308	07/17/78	2	Purdue	Muncie, Ind.
82	Graham, Daniel	TE	6-3	257	11/16/78	2	Colorado	Denver, Colo.
97	Green, Jarvis	DL	6-3	290	01/12/79	2	Louisiana State	Donaldsonville, La.
91	Hamilton, Bobby	DE	6-5	280	07/01/71	9	Southern Mississippi	Columbia, Miss.
23	Harris, Antwan	DB	5-9	194	05/29/77	4	Virginia	Raleigh, N.C.
37	Harrison, Rodney	S	6-1	220	12/15/72	10	Western Illinois	Chicago, Ill.
71	Hochstein, Russ	G	6-4	305	10/07/77	3	Nebraska	Hartington, Neb.
19	Huard, Damon	QB	6-3	215	07/09/73	7	Washington	Puyallup, Wash.
53	Izzo, Larry	LB	5-10	228	09/26/74	8	Rice	Houston, Texas
81	Johnson, Bethel	WR	5-11	200	02/11/79	R	Texas A&M	Corsicana, Texas
52	Johnson, Ted	LB	6-4	253	12/04/72	9	Colorado	Alameda, Calif.
46	Kinchen, Brian	LS	6-2	240	08/06/65	14	Louisiana State	Baton Rouge, La.
90	Klecko, Dan	DL	5-11	283	01/12/81	R	Temple	Colts Neck, N.J.
67	Koppen, Dan	C	6-2	296	09/12/79	R	Boston College	Whitehall, Pa.
24	Law, Ty	CB	5-11	200	02/10/74	9	Michigan	Aliquippa, Pa.
72	Light, Matt	T	6-4	305	06/23/78	3	Purdue	Greenville, Ohio
96	Lyle, Rick	DL	6-5	285	02/26/71	10	Missouri	Monroe, La.
39	Mayer, Shawn	S	6-0	202	03/04/79	R	Penn State	Hillsborough, N.J.
55	McGinest, Willie	LB	6-5	270	12/11/71	10	Southern Cal	Long Beach, Calif.
35	Pass, Patrick	FB	5-10	217	12/31/77	4	Georgia	Tucker, Ga.
95	Phifer, Roman	LB	6-2	248	03/05/68	13	UCLA	Pineville, N.C.
98	Pleasant, Anthony	DE	6-5	280	01/27/68	14	Tennessee State	Century, Fla.
38	Poole, Tyrone	CB	5-8	188	02/03/72	8	Fort Valley State	LaGrange, Ga.
22	Samuel, Asante	CB	5-10	185	01/06/81	R	Central Florida	Ft. Lauderdale, Fla.
93	Seymour, Richard	DL	6-6	310	10/06/79	3	Georgia	Gadsden, S.C.
32	Smith, Antowain	RB	6-2	232	03/14/72	7	Houston	Montgomery, Ala.
4	Vinatieri, Adam	K	6-0	202	12/28/72	8	South Dakota State	Rapid City, S.D.
50	Vrabel, Mike	LB	6-4	261	08/14/75	7	Ohio State	Akron, Ohio
13	Walter, Ken	P	6-1	207	08/15/72	7	Kent State	Euclid, Ohio
17	Ward, Dedric	WR	5-9	187	09/29/74	7	Northern Iowa	Cedar Rapids, Iowa
94	Warren, Ty	DL	6-5	300	02/06/81	R	Texas A&M	Bryan, Texas
92	Washington, Ted	NT	6-5	365	04/13/68	13	Louisville	Tampa, Fla.
26	Wilson, Eugene	DB	5-10	195	08/17/80	R	Illinois	Merrillville, Ill.
65	Woody, Damien	C/G	6-3	320	11/03/77	5	Boston College	Beaverdam, Va.

PRACTICE SQUAD

10	Elliott, Jamin	WR	5-11	195	10/05/79	2	Delaware	Portsmouth, Va.
18	Gessner, Chas	WR	6-4	215	08/17/81	R	Brown	Hyattsville, Md.
99	Kelley, Ethan	DT	6-2	303	02/12/80	R	Baylor	Sugar Land, Texas
62	Provost, Tim	T	6-5	300	08/24/80	R	San Jose State	Downey, Calif.
75	Soriano, Jamil	G/T	6-4	310	05/11/81	R	Harvard	Plainview, N.Y.

HEAD COACH: BILL BELICHICK

ASSISTANTS: Romeo Crennel, Defensive Coordinator/Defensive Line; Brian Daboll, Wide Receivers; Jeff Davidson, Assistant Offensive Line/Tight Ends; Ivan Fears, Running Backs; John Hufnagel, Quarterbacks; Josh McDaniels, Coaching Assistant; Pepper Johnson, Inside Linebackers; Eric Mangini, Defensive Backs; Markus Paul, Assistant Strength and Conditioning; Rob Ryan, Outside Linebackers; Dante Scarnecchia, Assistant Head Coach/Offensive Line; Brad Seely, Special Teams; Charlie Weis, Offensive Coordinator; Mike Woicik, Strength and Conditioning.



2003 NUMERICAL ROSTER

#	NAME	POS	HT	WT	AGE	YR	COLLEGE	HOW ACQ.	G/S/D/I
4	Adam Vinatieri	K	6-0	202	30	8	South Dakota State	FA-96	15/0/0/0
6	Rohan Davey	QB	6-2	245	25	2	Louisiana State	D4a-02	1/0/2/12
12	Tom Brady	QB	6-4	225	26	4	Michigan	D6b-00	15/15/0/0
13	Ken Walter	P	6-1	207	31	7	Kent State	FA-01	14/0/0/0
17	Dedric Ward	WR	5-9	187	29	7	Northern Iowa	FA (BAL)-03	4/0/0/1
19	Damon Huard	QB	6-3	215	30	7	Washington	UFA (MIA)-01	1/0/12/2
21	Michael Cloud	RB	5-10	205	28	5	Boston College	UFA (KC)-03	5/1/0/6
22	Asante Samuel	CB	5-10	185	22	R	Central Florida	D4b-03	15/1/0/0
23	Antwan Harris	DB	5-9	194	26	4	Virginia	D6a-00	13/1/0/2
24	Ty Law	CB	5-11	200	29	9	Michigan	D1-95	14/14/0/1
26	Eugene Wilson	DB	5-10	195	23	R	Illinois	D2a-03	15/14/0/0
30	Je'Rod Cherry	S	6-1	210	30	8	California	FA-01	10/0/0/5
31	Larry Centers	FB	6-0	225	35	14	Stephen F. Austin	FA (BUF)-03	8/3/0/0
32	Antowain Smith	RB	6-2	232	31	7	Houston	FA (BUF)-01	12/6/0/3
33	Kevin Faulk	RB	5-8	202	27	5	Louisiana State	D2-99	14/8/0/1
34	Chris Akins	S	5-11	200	27	5	Arkansas Pine-Bluff	UFA (CLE)-03	11/0/0/4
35	Patrick Pass	FB	5-10	217	25	4	Georgia	D7b-00	12/1/0/0
37	Rodney Harrison	S	6-1	220	31	10	Western Illinois	FA (SD)-03	15/15/0/0
38	Tyrone Poole	CB	5-8	188	31	8	Fort Valley State	UFA (DEN)-03	15/15/0/0
39	Shawn Mayer	S	6-0	202	24	R	Penn State	FA-03	8/0/0/0
46	Brian Kinchen	LS	6-2	240	38	14	Louisiana State	FA (CAR)-03	1/0/0/0
48	Tully Banta-Cain	LB	6-2	250	23	R	California	D7b-03	8/0/0/1
50	Mike Vrabel	LB	6-4	261	28	7	Ohio State	UFA (PIT)-01	12/8/0/3
51	Don Davis	LB	6-1	235	30	8	Kansas	UFA (STL)-03	14/0/0/1
52	Ted Johnson	LB	6-4	253	31	9	Colorado	D2-95	7/2/0/8
53	Larry Izzo	LB	5-10	228	29	8	Rice	UFA (MIA)-01	15/0/0/0
54	Tedy Bruschi	LB	6-1	247	30	8	Arizona	D3-96	15/15/0/0
55	Willie McGinest	LB	6-5	270	32	10	Southern Cal	D1-94	13/10/0/2
58	Matt Chatham	LB	6-4	250	26	4	South Dakota	CW (STL)-00	15/4/0/0
60	Wilbert Brown	G	6-2	320	26	3	Houston	CW (WAS)-03	2/0/1/9
63	Joe Andruzzi	G	6-3	312	28	7	Southern Connecticut St.	FA-00	15/15/0/0
65	Damien Woody	C/G	6-3	320	26	5	Boston College	D1a-99	13/13/0/2
67	Dan Koppen	C	6-2	296	24	R	Boston College	D5-03	15/14/0/0
68	Tom Ashworth	T	6-6	305	26	2	Colorado	FA-01	15/12/0/0
71	Russ Hochstein	G	6-4	305	26	3	Nebraska	FA-03	14/1/0/0
72	Matt Light	T	6-4	305	25	3	Purdue	D2-01	15/15/0/0
76	Brandon Gorin	T	6-6	308	25	2	Purdue	FA-03	5/0/7/3
80	Troy Brown	WR	5-10	196	32	11	Marshall	D8-93	11/9/0/4
81	Bethel Johnson	WR	5-11	200	24	R	Texas A&M	D2b-03	14/4/0/1
82	Daniel Graham	TE	6-3	257	25	2	Colorado	D1-02	13/8/0/2
83	Deion Branch	WR	5-9	193	24	2	Louisville	D2-02	14/10/0/1
84	Fred Baxter	TE	6-3	268	32	11	Auburn	FA (CHI)-02	12/0/1/2
87	David Givens	WR	6-0	212	23	2	Notre Dame	D7b-02	12/4/0/3
88	Christian Fauria	TE	6-4	250	32	9	Colorado	UFA (SEA)-02	15/13/0/0
90	Dan Klecko	DL	5-11	283	22	R	Temple	D4a-03	12/1/0/3
91	Bobby Hamilton	DE	6-5	280	32	9	Southern Mississippi	UFA (NYJ)-00	15/15/0/0
92	Ted Washington	NT	6-5	365	35	13	Louisville	TR (CHI)-03	9/9/0/6
93	Richard Seymour	DL	6-6	310	24	3	Georgia	D1-01	14/13/0/1
94	Ty Warren	DL	6-5	300	22	R	Texas A&M	D1-03	15/4/0/0
95	Roman Phifer	LB	6-2	248	35	13	UCLA	FA (NYJ)-01	15/14/0/0
96	Rick Lyle	DL	6-5	285	32	10	Missouri	UFA (NYJ)-02	8/1/0/7
97	Jarvis Green	DL	6-3	290	24	2	Louisiana State	D4b-02	15/7/0/0
98	Anthony Pleasant	DE	6-5	280	35	14	Tennessee State	UFA (SF)-01	7/0/0/8

RESERVE LIST / INJURED

59	Rosevelt Colvin	LB	6-3	250	26	5	Purdue	UFA (CHI)-03	2/2/0/1
77	Mike Compton	G/C	6-6	310	33	11	West Virginia	UFA (DET)-01	2/2/0/1
16	Kliff Kingsbury	QB	6-3	220	24	R	Texas Tech	D6-03	0/0/0/0
70	Adrian Klemm	T	6-3	312	26	4	Hawaii	D2-00	3/3/0/3
44	Fred McCrary	FB	6-0	247	30	7	Mississippi State	FA (SD)-03	6/3/0/3
49	Sean McDermott	LS	6-4	250	27	3	Kansas	FA (MIA)-03	1/0/0/0
64	Gene Mruczkowski	OL	6-2	305	23	R	Purdue	FA-03	0/0/0/0
61	Stephen Neal	G	6-4	305	27	2	Cal State-Bakersfield	FA-01	0/0/0/0
86	David Patten	WR	5-10	190	29	7	Western Carolina	UFA (CLE)-01	6/5/0/3
66	Lonie Paxton	LS	6-2	260	25	4	Sacramento State	FA-00	13/0/0/0

HEAD COACH: BILL BELICHICK

ASSISTANTS: Romeo Crennel, Defensive Coordinator/Defensive Line; Brian Daboll, Wide Receivers; Jeff Davidson, Assistant Offensive Line/Tight Ends; Ivan Fears, Running Backs; John Hufnagel, Quarterbacks; Josh McDaniels, Coaching Assistant; Pepper Johnson, Inside Linebackers; Eric Mangini, Defensive Backs; Markus Paul, Assistant Strength and Conditioning; Rob Ryan, Outside Linebackers; Dante Scarnecchia, Assistant Head Coach/Offensive Line; Brad Seely, Special Teams; Charlie Weis, Offensive Coordinator; Mike Woick, Strength and Conditioning.

Ages as of Dec. 20, 2003



UNOFFICIAL DEPTH CHART

Unofficial depth chart compiled by Patriots Media Relations, Dec. 22, 2003

OFFENSE

WR: 83 Deion Branch (14/10/0/1)	<u>81 Bethel Johnson (14/4/0/1)</u>	17 Dedric Ward (4/0/0/1)*
LT: 72 Matt Light (15/15/0/0)	68 Tom Ashworth (15/12/0/0)	
LG: 65 Damien Woody (13/13/0/2)	60 Wilbert Brown (2/0/1/9)*	
C: <u>67 Dan Koppen (15/14/0/0)</u>	65 Damien Woody (13/13/0/2)	
RG: 63 Joe Andruzzi (15/15/0/0)	71 Russ Hochstein (14/1/0/0)	
RT: 68 Tom Ashworth (15/12/0/0)	76 Brandon Gorin (5/0/7/3)	
TE: 88 Christian Fauria (15/13/0/0)	82 Daniel Graham (13/8/0/2)	84 Fred Baxter (12/0/1/2)*
WR: 80 Troy Brown (11/9/0/4)	87 David Givens (12/4/0/3)	
QB: 12 Tom Brady (15/15/0/0)	19 Damon Huard (1/0/12/2)	6 Rohan Davey (1/0/2/12)*
RB: 32 Antowain Smith (12/6/0/3)	33 Kevin Faulk (14/8/0/1)	21 Michael Cloud (5/1/0/6)*
FB: 31 Larry Centers (8/3/0/0)	35 Patrick Pass (12/1/0/0)	

DEFENSE

LE: 91 Bobby Hamilton (15/15/0/0)	<u>94 Ty Warren (15/4/0/0)</u>	98 Anthony Pleasant (7/0/0/8)*
NT: 92 Ted Washington (9/9/0/6)	<u>90 Dan Klecko (12/1/0/3)</u>	96 Rick Lyle (8/1/0/7)*
RE: 93 Richard Seymour (14/13/0/1)	97 Jarvis Green (15/7/0/0)	
OLB: 55 Willie McGinest (13/10/0/2)	58 Matt Chatham (15/4/0/0)	<u>48 Tully Banta-Cain (8/0/0/1)</u>
ILB: 54 Tedy Bruschi (15/15/0/0)	53 Larry Izzo (15/0/0/0)	
ILB: 95 Roman Phifer (15/14/0/0)	52 Ted Johnson (7/2/0/8)	51 Don Davis (14/0/0/1)
OLB: 50 Mike Vrabel (12/8/0/3)	58 Matt Chatham (15/4/0/0)	
LCB: 24 Ty Law (14/14/0/1)	<u>22 Asante Samuel (15/1/0/0)</u>	
RCB: 38 Tyrone Poole (15/15/0/0)	<u>22 Asante Samuel (15/1/0/0)</u>	
S: <u>26 Eugene Wilson (15/14/0/0)</u>	<u>39 Shawn Mayer (8/0/0/0)</u>	23 Antwan Harris (13/1/0/2)
S: 37 Rodney Harrison (15/15/0/0)	30 Je'Rod Cherry (10/0/0/5)	34 Chris Akins (11/0/0/4)*

SPECIAL TEAMS

K: 4 Adam Vinatieri (15/0/0/0)	13 Ken Walter (14/0/0/0)	
P: 13 Ken Walter (14/0/0/0)	4 Adam Vinatieri (15/0/0/0)	
H: 13 Ken Walter (14/0/0/0)	19 Damon Huard (1/0/12/2)	
PR: 80 Troy Brown (11/9/0/4)	38 Tyrone Poole (15/15/0/0)	33 Kevin Faulk (14/8/0/1)
KR: <u>81 Bethel Johnson (14/4/0/1)</u>	33 Kevin Faulk (14/8/0/1)	35 Patrick Pass (12/1/0/0)
LS: 46 Brian Kinchen (1/0/0/0)	71 Russ Hochstein (14/1/0/0)	

Rookies and First-Year Players are Underlined. Last week's inactive players are marked with an asterisk (*).

PATRIOTS PRONUNCIATION GUIDE

Tedy Bruschi Teddy★BREW-ski
Christian Fauria FOUR-ee-ay
Russ Hochstein..... HOKE-stine

Damon HuardHUE-ard
Dan Koppen.....COPE-en
Antowain Smith.....AN-twon

Adam Vinatieri vin-a-TERRY



INSIDE THE NUMBERS

SEVEN YEARS AND COUNTING

103-63

The Patriots' record in preseason, regular-season and postseason games since 1996 (.620 win pct.).

76-51

The Patriots' regular-season record since 1996 (.598 win pct.).

6-3

The Patriots' postseason record since 1996 (.667 win pct.).

21-9

The Patriots' preseason record since 1996 (.700 win pct.).

NO PASSING ZONE

115

The number of pass defenses New England defenders have been credited with, a figure that leads the NFL. Houston ranks second with 95 pass defenses, while Denver and Baltimore are tied for third with 93.

27

The number of interceptions the Patriots have recorded so far this season, tying them for the NFL lead with Minnesota.

11

The number of touchdown passes the Patriots have given up through 14 games, tied for the NFL lead with the Dolphins.

56.9

The cumulative quarterback rating of Patriots opponents this season, the lowest in the NFL.

53.0

The completion percentage of New England's opposing quarterbacks, the lowest in the AFC.

6

The number of interceptions by both Ty Law and Tyrone Poole, tying them for second in the AFC.

THE KRAFT ERA

101

The number of consecutive Patriots preseason, regular-season and postseason home games that have been sold out since Robert Kraft bought the team in 1994.

212

The number of consecutive Patriots games that have been televised locally.

70-33

The Patriots record at home since 1994, including preseason, regular-season and postseason games.

16-3

The Patriots record at Gillette Stadium, including preseason and regular-season games (.842 win pct.).

THE BELICHICK ERA

36-14

Bill Belichick's record since 2001, including playoffs. The Patriots own the best record of any NFL team since 2001.

41-25

Bill Belichick's overall record as head coach of the Patriots, including the playoffs.

.621

Belichick's overall winning percentage as Patriots head coach, establishing the highest winning percentage of any coach in franchise history, including postseason games.

27-2

Belichick's record in New England when his team scores 21 points or more.

ROLLING START

42

The number of starters the Patriots have employed this season, nearly enough to field two full teams on both offense and defense. It's the highest number of starters used by a division champion since the AFL-NFL merger in 1970.

98

The total number of games missed due to injury by players who have started for the Patriots this season.

5

The number of opening-day starters who are currently on injured reserve.

0

The number of times the Patriots have started the same 22 players on offense and defense.

FLYING HIGH

11

The number of consecutive victories by the 2003 Patriots, the longest winning streak in the NFL since 1999 (Jacksonville and Indianapolis).

14

The Patriots' largest margin of victory during their 11-game winning streak. They are the first team in NFL history to have won 10 or more consecutive games by 14 points or less.

11

The number of consecutive games the Patriots have started the same five players on the offensive line, all Patriots victories.

NOT HALF BAD

21

The number of consecutive games the Patriots have won when leading at halftime.

25-1

Their record in their last 26 games when leading at halftime.

26

The number of consecutive games the Patriots have won when leading after three quarters, leading the NFL.

THIRD DOWN DOMINANCE

6

The number of times the Patriots have held their opponents under 30 percent on third downs this season.

3

The number of times the Patriots held their opponents under 30 percent on third downs all of last season.

12-1

The Patriots record in their last 13 games when holding their opponents under 30 percent on third downs.

TURNING OVER WINS

10-0

The Patriots' record this season when they maintain a positive or even turnover differential.

22-2

The Patriots' record since the beginning of the 2001 season when they maintain a positive turnover differential.

+14

The Patriots' turnover differential this season, ranking them second in the NFL.

36

The number of takeaways the Patriots have recorded this season, their most since 1994 (40).