



Gillette Stadium ★ One Patriot Place ★ Foxborough, MA 02035 ★ 508.384.9105 ★ Fax: 508.543.9053 ★ www.patriots.com ★ http://media.patriots.com

PATRIOTS AND STEELERS TO PLAY FOR AFC CHAMPIONSHIP

MEDIA SCHEDULE

TUESDAY, JANUARY 18

Players Off – No Media Availability

WEDNESDAY, JANUARY 19

10:45 – 11:10 Coach Belichick Press Availability
in Media Workroom

11:10 – 11:55 Open Locker Room

12:45 – 1:05 Access to Practice (Photographers
and videographers only)

TBA Bill Cowher Conference Call

TBA Steelers Player Conf. Call

THURSDAY, JANUARY 20

10:45 – 11:10 Coach Belichick Press Availability
in Media Workroom

11:10 – 11:55 Open Locker Room

12:45 – 1:05 Access to Practice (Photographers
and videographers only)

FRIDAY, JANUARY 21

1:30 – 1:45 Coach Belichick Press Availability
in Media Workroom1:45 – 2:20 Patriots Players Press Availability
in Media Workroom

SATURDAY, JANUARY 22

Travel to Pittsburgh – No Media Availability

SUNDAY, JANUARY 23

6:36 p.m. Patriots at Pittsburgh Steelers

REGULAR SEASON RESULTS

Thurs., Sept. 9	Indianapolis	W	27-24
Sun., Sept. 19 at	Arizona	W	23-12
Sun., Sept. 26	BYE WEEK		
Sun., Oct. 3 at	Buffalo	W	31-17
Sun., Oct. 10	Miami	W	24-10
Sun., Oct. 17	Seattle	W	30-20
Sun., Oct. 24	N.Y. Jets	W	13-7
Sun., Oct. 31 at	Pittsburgh	L	20-34
Sun., Nov. 7 at	St. Louis	W	40-22
Sun., Nov. 14	Buffalo	W	29-6
Mon., Nov. 22 at	Kansas City	W	27-19
Sun., Nov. 28	Baltimore	W	24-3
Sun., Dec. 5 at	Cleveland	W	42-15
Sun., Dec. 12	Cincinnati	W	35-28
Mon., Dec. 20 at	Miami	L	28-29
Sun., Dec. 26 at	N.Y. Jets	W	23-7
Sun., Jan. 2	San Francisco	W	21-7

NFL PLAYOFFS

Sun., Jan. 16	Indianapolis	W	20-3
Sun., Jan. 23 at	Pittsburgh	6:36	CBS

NEW ENGLAND PATRIOTS (15-2) at PITTSBURGH STEELERS (16-1)

Sunday, January 23, 2005 ★ Heinz Field (64,350) ★ 6:36 p.m. EST

With a conference title and a berth in Super Bowl XXXIX at stake, the New England Patriots will travel to the Steel City to take on the Pittsburgh Steelers in the AFC Championship Game this Sunday. The game will feature the two highest-seeded teams in this year's AFC playoffs in a rematch of the 2001 AFC title tilt.

The Patriots will return to the venue where they saw their NFL record 21-game winning streak come to an end in a 34-20 loss to the Steelers on Oct. 31. More streaks will be on the line this week, as the Steelers enter the contest having won 15 consecutive games, including 11 in a row at Heinz Field. Pittsburgh's 15 consecutive victories in a single season are tied with the Patriots' mark of 15 straight wins in 2003 as the second longest single-season winning streak in NFL history, trailing only the Miami Dolphins' 17 consecutive wins in 1972. New England enters this week's game looking to extend a streak of its own, a 7-game playoff winning streak that is tied for the second longest postseason winning streak in NFL history.

BROADCAST INFORMATION

TELEVISION: The AFC Championship Game will be broadcast to a national audience on CBS. The game can be seen in Boston on WBZ-TV Channel 4. **Jim Nantz** will handle the play-by-play duties and **Phil Simms** will provide analysis. **Bonnie Bernstein** and **Armen Keteyian** will contribute reports from the sidelines.

RADIO: WBCN 104.1 FM is the flagship station for the Patriots Rock Radio Network. Play-by-play broadcaster **Gil Santos** is in his 28th season as the voice of the Patriots and will call the action along with Patriots Hall of Famer **Gino Cappelletti**. Santos and Cappelletti are celebrating their 21st season as a broadcast tandem.

NATIONAL RADIO: This week's game will be broadcast to a national audience by Westwood One/CBS Radio. **Marv Albert** and **Boomer Esiason** will call all of the action from Heinz Field in Pittsburgh. **John Dockery** will report from the sidelines.

POSTSEASON WINNING STREAK

The Patriots have won seven consecutive playoff games, tying the second longest playoff winning streak in NFL history. New England is two victories shy of the all-time record of nine straight playoff wins, accomplished by the Green Bay Packers from 1961-67. The Patriots are currently tied with four other teams for the second longest streak: Pittsburgh (1974-76), San Francisco (1988-90), Dallas (1992-94) and Denver (1997-98).

AFC FINALISTS

The Patriots will play in the AFC Championship Game for the second consecutive season, for the third time in four years and for the fourth time in the nine seasons since 1996. New England is the first team to play in three AFC title games in a four-year span since Pittsburgh did it from 1994-97. The Patriots are 4-0 in AFC Championship Games since the Super Bowl Era began following the 1966 season. New England owns more conference championship game victories without a loss than any other team in NFL history.

PATRIOTS IN THE AFC CHAMPIONSHIP GAME (4-0)

Date	Opponent	Site	W/L	Score
01/18/04	Indianapolis	Gillette Stadium	W	24-14
01/27/02	at Pittsburgh	Heinz Field	W	24-17
01/12/97	Jacksonville	Foxboro Stadium	W	20-6
01/12/86	at Miami	Orange Bowl	W	31-14

MEDIA RELATIONS CONTACTS


Stacey James	Exec. Director of Media Relations	staceyj@patriots.com	508-384-9105
Michelle Murphy	Media Relations Assistant	michellel@patriots.com	508-384-9119
Casey O'Connell	Media Relations Assistant	caseyo@patriots.com	508-384-9111
Jared Puffer	Media Relations Assistant	jaredp@patriots.com	508-384-9195



PATRIOTS VS. STEELERS

SERIES HISTORY

The Patriots and Steelers will square off in the playoffs for the fourth time in the last nine seasons. New England has won two of the previous three playoff contests, including a 24-17 upset win at Heinz Field in the 2001 AFC Championship Game as part of New England's first Super Bowl run. The teams followed up on that memorable matchup in the grand opening of Gillette Stadium to open the 2002 season, with the Patriots breaking in their new home with 30-14 win on Monday Night Football. This week's game will be a rematch of an Oct. 31, 2004 regular season clash and will be the ninth meeting between the two teams in the last 10 years. The Patriots have won three of the last four meetings. Of the previous 20 games in the series, 14 have been played in Pittsburgh, where the Steelers own a 9-5 advantage. New England, however, won the only playoff meeting at Heinz Field in the 2001 AFC Championship Game.



Including regular season games, the teams have played 20 times previously, with the Steelers holding a 13-7 lead in those games. In the playoffs however, the Patriots hold a 2-1 advantage, including victories in the 1996 divisional playoffs and the 2001 AFC Championship Game.

Steelers 13, Patriots 7

Date	Result	Score	H/A	Stadium
10/22/72	L	3-33	A	Three Rivers Stadium
12/08/74	L	17-21	H	Schaefer Stadium
09/26/76	W	30-27	A	Three Rivers Stadium
09/03/79	L	13-16	H	Schaefer Stadium
09/27/81	L	21-27	A	Three Rivers Stadium
12/26/82	L	14-37	A	Three Rivers Stadium
09/25/83	W	28-23	A	Three Rivers Stadium
10/19/86	W	34-0	A	Three Rivers Stadium
12/17/89	L	10-28	A	Three Rivers Stadium
12/09/90	L	3-24	A	Three Rivers Stadium
09/15/91	L	6-20	A	Three Rivers Stadium
12/05/93	L	14-17	A	Three Rivers Stadium
12/16/95	L	27-41	A	Three Rivers Stadium
01/05/97*	W	28-3	H	Foxboro Stadium
12/13/97	L	21-24	H	Foxboro Stadium
01/03/98*	L	6-7	A	Three Rivers Stadium
12/06/98	W	23-9	A	Three Rivers Stadium
01/27/02*	W	24-17	A	Heinz Field
09/09/02	W	30-14	H	Gillette Stadium
10/31/04	L	20-34	A	Heinz Field

*-Playoffs

SERIES BREAKDOWN (Includes Postseason)

Overall Record	7-13
Postseason Record	2-1
AFC Championship Games	1-0
Home Record	2-4
Gillette Stadium	1-0
Foxboro Stadium	1-4
Away Record	5-9
Heinz Field	1-1
Three Rivers Stadium	4-8
Total Points	Steelers 422, Patriots 362
Longest winning streak	3 games (12/06/98 – 09/09/02)
Longest losing streak	5 games (12/17/89 - 12/16/95)
Bill Cowher vs. New England	5-4
Bill Belichick vs. Pittsburgh	4-7 (2-1 with New England)

TALE OF THE TAPE

2004 Regular Season	New England	Pittsburgh
Record	14-2	15-1
Divisional Standings	1st	1st
Total Yards Gained	5,722	5,184
Total Offense (Rank)	357.6 (7)	324.0 (16)
Rush Offense	133.4 (7)	154.0 (2)
Pass Offense	224.3 (11)	170.0 (28)
Points Per Game	27.3	23.3
Total Yards Allowed	4,972	4,134
Total Defense	310.8 (9)	258.4 (1)
Rush Defense	98.3 (6)	81.2 (1)
Pass Defense	212.5 (17)	177.2 (4)
Points Allowed/Game	16.3	15.7
Possession Avg.	31:22	34:00
Sacks Allowed/Yards Lost	26/162	36/250
Sacks Made/Yards	45/311	41/225
Interceptions By	20	19
Penalties Against/Yards	101/822	99/837
Punts/Avg.	56/42.0	67/43.0
Takeaway/Giveaway Ratio	+9	+11

PASSING PERFORMANCES

Tom Brady is 2-1 as a starter against Pittsburgh, helping lead New England to victories in the 2001 playoffs and in the 2002 season opener. In the 2001 AFC Championship Game, Brady was the team's leading passer, completing 12 of 18 tosses for 115 yards before leaving the game late in the second quarter with an injury.

Tom Brady vs. Pittsburgh Steelers (2-1)

Date	A	C	Yd	%	TD	I	Rating	W/L	Score
01/27/02	18	12	115	.667	0	0	84.3	W	24-17
09/09/02	43	29	294	.674	3	0	110.0	W	30-14
10/31/04	43	25	271	.581	2	2	72.9	L	20-34
Totals	104	66	680	.635	5	2	90.2	2-1	

Ben Roethlisberger vs. New England Patriots (1-0)

Date	A	C	Yd	%	TD	I	Rating	W/L	Score
10/31/04	24	18	196	.750	2	0	126.4	W	34-20

CONNECTIONS

- Patriots linebacker **Mike Vrabel** played in 51 games with the Steelers from 1997-2000. He totaled 43 tackles, including seven sacks while with the Steelers.
- Patriots running back **Kevin Faulk** played with Steelers guard **Alan Faneca** at Louisiana State (1995-97).
- Patriots defensive lineman **Richard Seymour**, Steelers receiver **Hines Ward** and Steelers linebacker **Kendrell Bell** were teammates at Georgia.
- Steelers linebacker **James Farrior** was coached by **Bill Belichick** and **Romeo Crennel** with the New York Jets from 1997-1999, where he was also a teammate of **Roman Phifer**.
- Patriots center **Dan Koppen** and Steelers quarterback **Brian St. Pierre** were on the same offensive unit at Boston College.
- Patriots punter **Josh Miller** played for the Steelers for eight years, from 1996-2003.
- Former Patriots practice squad member **Russell Stuvaints** is now on the Steelers active roster at strong safety.
- Steelers linebacker **Larry Foote** and Patriots quarterback **Tom Brady** played together at the University of Michigan.
- Steelers running back **Jerome Bettis** and Patriots linebacker **Roman Phifer** were teammates with St. Louis from 1993-94.
- Steelers quarterbacks coach **Mark Whipple** was the head coach at UMass from 1998-2003.
- Steelers defensive backs coach **Darren Perry** was the secondary coach of the Cincinnati Bengals in 2002 when Patriots running back **Corey Dillon** was on the team.
- Steelers defensive coordinator **Dick LeBeau** was **Corey Dillon's** head coach with the Bengals from 2000-2002.
- Steelers special teams ace **Sean Morey** played in two games for New England in 1999.
- Patriots cornerback **Hank Poteat** played for the Steelers for three seasons from 2000-02.

Gillette STADIUM™

NEW ENGLAND'S HOME FIELD ADVANTAGE

Overall record at Gillette Stadium: 24-3

Home Winning Streak (Including Postseason): 20 Games



The Patriots and their fans at Gillette Stadium have established one of the biggest home-field advantages in the country. Since its Grand Opening on Sept. 9, 2002, the Patriots have compiled a 21-3 regular-season record at their privately financed, state-of-the-art stadium and capped off their second consecutive perfect home season with an 8-0 mark in 2004. Patriots fans have embraced the team's new home with unprecedented fervor, using the most fan-friendly venue in the region to express their passion for the Patriots and spur the team on to unparalleled success. In the three seasons that New England has called Gillette Stadium home, the Patriots have won two AFC East titles, hosted the second AFC Championship Game in franchise history and are 3-0 in home playoff games, including a 20-3 victory over the Indianapolis Colts in the divisional playoffs on January 16, 2005.

HOME SWEET HOME

The Patriots have recorded a 24-3 (.889) all-time record at Gillette Stadium, including regular-season and postseason games. New England has won 20 consecutive regular-season and postseason contests at home, compiling the longest current home winning streak in the NFL. New England has not lost at home since a 30-17 defeat to the New York Jets on Dec. 22, 2002. The Patriots' .889 winning percentage at Gillette Stadium is the highest of any NFL team at its current home.

HOME WINNING STREAK: 20 GAMES

The Patriots have not lost at home in more than two full calendar years. Since Dec. 29, 2002, the calendar has turned around twice, bringing all kinds of weather to Gillette Stadium, but one thing has remained constant – every game has resulted in a Patriots victory.

Date	Opponent	W/L	Score	Attend	Temp
Dec. 29, 2002	Miami	W	27-24	68,436	40
Sept. 21, 2003	N.Y. Jets	W	23-16	68,436	71
Oct. 5, 2003	Tennessee	W	38-30	68,436	53
Oct. 12, 2003	N.Y. Giants	W	17-6	68,436	55
Oct. 26, 2003	Cleveland	W	9-3	68,436	62
Nov. 16, 2003	Dallas	W	12-0	68,436	33
Dec. 7, 2003	Miami	W	12-0	68,436	28
Dec. 14, 2003	Jacksonville	W	27-13	68,436	25
Dec. 27, 2003	Buffalo	W	31-0	68,436	42
Jan. 10, 2004*	Tennessee	W	17-14	68,436	4
Jan. 18, 2004*	Indianapolis	W	24-14	68,436	32
Sept. 9, 2004	Indianapolis	W	27-24	68,756	73
Oct. 10, 2004	Miami	W	24-10	68,756	64
Oct. 17, 2004	Seattle	W	30-20	68,756	50
Oct. 24, 2004	N.Y. Jets	W	13-7	68,756	46
Nov. 14, 2004	Buffalo	W	29-6	68,756	40
Nov. 28, 2004	Baltimore	W	24-3	68,756	52
Dec. 12, 2004	Cincinnati	W	35-28	68,756	39
Jan. 2, 2005	San Francisco	W	21-7	68,756	32
Jan. 16, 2005*	Indianapolis	W	20-3	68,756	25

*-Playoffs

BY THE NUMBERS

1,371,600

The approximate number of fans who have come through the Gillette Stadium turnstiles since the Patriots' last home defeat.

1,000

The approximate number of days that will have elapsed since the Patriots' last loss at home by the time they kick off the 2005 regular season.

43.3

The average temperature, in degrees fahrenheit, at kickoff during the Patriots' 20-game home winning streak.

27

The NFL record for consecutive regular-season home victories, set by the Miami Dolphins from 1971-74.

13

The number of different teams the Patriots have defeated at Gillette Stadium during the streak (Indianapolis and Miami three times; Buffalo, N.Y. Jets and Tennessee two times each).

11.4

The average number of points per game the Patriots have allowed their opponents to score during the 20-game home winning streak.

11.6

The Patriots' average margin of victory during the streak, outscoring their opponents by an aggregate total of 460-228.

10

The number of times the Patriots have held their opponents to a single touchdown or less during the streak.

7

The number of victories that have come by seven points or fewer during the home winning streak.

5

The number of times in their last six home games that the Patriots have held their opponents to a single touchdown or less.

3

The number of victories that have come by just three points during the home winning streak.



ROBERT KRAFT: BUILDING SUCCESS

Since ROBERT KRAFT purchased the team in 1994, the Patriots have experienced one of the most dramatic turnarounds in the history of sports. In just 11 seasons of ownership, he has transformed one of the league's least successful clubs into what many observers view as a model NFL franchise. In the five seasons immediately preceding his purchase (1989-93), the Patriots were a moribund team that had won just 19 of 80 games (.311 pct.), the worst record in the NFL over that span. In the 11 years since his purchase, only two NFL teams have won more overall games than the Patriots (117), and no team has won more games than New England since 2001 (55). When he bought the franchise on Jan. 21, 1994, Kraft announced that it was his intention to bring a championship to New England, a tall order considering the team's previous success rate. But under Kraft's leadership, the Patriots have won five division titles, three conference crowns and two Super Bowl championships. **Since Kraft took ownership, the Patriots have won more conference championships than any other team in the NFL, claiming three AFC titles in the past eight seasons.**



	Pre-Kraft 1960-93	1989-93	Kraft Era 1994-04
Overall Record	225-276-9	19-61	117-73
Winning Pct.	.450	.311	.616
Super Bowl Titles	0	0	2
Conference Titles	1	0	3
Division Titles	3	0	5
Playoff Seasons	5	0	7
Playoff Record	4-6	--	10-4
Home Playoff Games	1	0	7
Home Playoff Record	0-1	--	7-0

TOPS IN BOSTON SPORTS SCENE

Since Robert Kraft took ownership of the Patriots in 1994, the Patriots have become the most successful sports franchise in New England, based on winning percentage, division titles (5), conference titles (3) and championships (2). The regular-season records listed below are from the seasons starting in 1994 through Jan. 2, 2005.

Team	Record	Pct.	Div.	Conf.	Champ.
Patriots	107-69	.608	5	3	2
Red Sox	942-773	.549	1	1	1
Bruins	351-293-108-34	.515	2	0	0
Celtics	351-467	.430	0	0	0

BUILDING SOLID SUPPORT

In the early 1990s, the Patriots franchise appeared destined for relocation until Robert Kraft's purchase of the team rejuvenated local interest. In 1991, the team's season ticket base consisted of just 17,635 fans, barely enough to support the club. But the day after Kraft's purchase of the franchise, the team shattered the previous single-day season ticket sales record, affirming support for Kraft's decision. By the start of the 1994 season, every game was a complete sellout. Eleven seasons later, the season-ticket base stands at a capped total of 61,759 in addition to more than 50,000 fans on a paid waiting list for season tickets.

Year	Season Ticket Sales	Average Attendance
1985	27,710	54,852
1986	35,230	59,711
1987	38,444	46,788
1988	37,872	54,828
1989	31,329	48,565
1990	22,153	38,953
1991	17,635	37,890
1992	21,525	38,551
1993	28,954	45,371
1994	42,726	59,090
1995	56,696	58,343
1996	56,696	58,538
1997	56,696	59,679
1998	56,696	59,479
1999	56,696	57,703
2000	56,696	57,700
2001	56,696	60,292
2002	61,759	67,731
2003	61,759	68,436
2004	61,759	68,756

SUCCESS STORY

Since Robert Kraft purchased the team in 1994, the Patriots have been one of the NFL's elite teams. Over the first 11 years of Kraft's ownership, the Patriots' aggregate record ranks fourth among all NFL teams. Since 2001, the Patriots have been the top team in the league, compiling an impressive 55-16 record.

BEST RECORDS SINCE 2001 (Incl. Postseason)

Team	W	L	T	Pct.
New England Patriots	55	16	0	.775
Philadelphia Eagles	53	19	0	.736
Pittsburgh Steelers	47	21	1	.688
Green Bay Packers	46	25	0	.648
St. Louis Rams	43	26	0	.623
Indianapolis Colts	42	28	0	.600
Denver Broncos	37	29	0	.561
Baltimore Ravens	37	30	0	.552

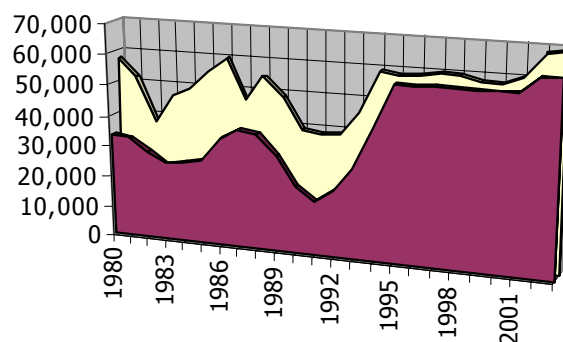
BEST RECORDS SINCE 1994 (Incl. Postseason)

Team	W	L	T	Pct.
Green Bay Packers	129	66	0	.662
Pittsburgh Steelers	118	71	1	.624
New England Patriots	117	73	0	.616
Denver Broncos	115	72	0	.615
San Francisco 49ers	109	80	0	.577
Kansas City Chiefs	101	75	0	.574

CONFERENCE CHAMPIONSHIPS SINCE 1994

New England Patriots	3
Denver Broncos.....	2
Green Bay Packers	2
St. Louis Rams	2
11 Other Teams	1

Since Robert Kraft purchased the team 11 years ago, the Patriots have enjoyed the most prosperous period in franchise history, and New England's fans have responded with unprecedented fervor. **The Patriots have sold out each of their last 115 games, dating back to when Kraft bought the team in 1994.** The graph below shows the off-the-charts levels the franchise has reached during the Kraft era of ownership.



■ Annual Season Ticket Sales ■ Average Attendance



BILL BELICHICK: THE HEAD COACH

THE HEAD COACH

BILL BELICHICK

Overall Record: 97-72 (.574)

Regular Season: 89-71 (.556)

Postseason: 8-1 (.889)


With Patriots overall: 60-27 (.690)

Overall since 2001: 55-16 (.775)

Super Bowl Titles: 4 (86, 90, 01, 03)

Conf. Titles: 5 (86, 90, 96, 01, 03)

Division Titles: 10 (75, 78, 86, 89, 90, 96, 98, 01, 03, 04)



Bill Belichick is celebrating his 30th season as an NFL coach and is the winningest NFL head coach since the beginning of the 2001 season. In 2004, he directed the Patriots to their second consecutive 14-win campaign, joining Mike Ditka as the only coaches in NFL history to enjoy back-to-back seasons with 14 or more regular-season victories. In addition, his 2004 squad equaled the best record in NFL history for a defending Super Bowl champion, and from 2003-04 his teams set the all-time pro football record with 21 consecutive victories. Belichick has spent more seasons in the league than any other current NFL head coach, and in that time has been a part of four Super Bowl championship teams, including two world titles in his four previous seasons as Patriots head coach. Belichick and George Seifert are the only coaches in NFL history to have won multiple Super Bowls as an assistant coach and as a head coach. His overall record of 60-27 (including a 7-0 playoff mark) gives him the most victories and the best winning percentage of any head coach in Patriots history.

WINNINGEST HEAD COACHES IN PATRIOTS HISTORY

		Career	Overall	Playoff
Coach	Years	Winning Pct.	W-L-T	W-L
Bill Belichick	2000-04	.690	60-27-0	7-0
Raymond Berry	1984-89	.554	51-41-0	3-2
Pete Carroll	1997-99	.549	28-23-0	1-2
Chuck Fairbanks	1973-78	.529	46-41-0	0-2
Ron Meyer	1982-84	.529	18-16-0	0-1
Mike Holovak	1961-68	.529	53-47-9	1-1
Bill Parcells	1993-96	.500	34-34-0	2-2

BELICHICK'S PATRIOTS RENAISSANCE

Any successful project requires a sound plan, and once head coach Bill Belichick had the time to implement his design on the Patriots, his approach has given him the best record of any NFL head coach since 2001. After the team endured a 5-11 rebuilding year in his first season, the Patriots have compiled the best record in the NFL since 2001. The remarkable run includes postseason play, where Belichick and the Patriots own a perfect 7-0 record.

NFL COACHES' RECORDS SINCE 2001

Coach	Team	W	L	T	Pct.
Bill Belichick	NE	55	16	0	.775
Andy Reid	PHI	53	19	0	.736
Jim Mora, Jr.	ATL	12	5	0	.706
Bill Cowher	PIT	47	21	1	.688
Wade Phillips	ATL	2	1	0	.667
Tony Dungy	TB/IND	47	25	0	.653
Mike Sherman	GB	46	25	0	.648

NOTE: Records include postseason games

BELICHICK'S COACHING TREE

During his head coaching tenures in Cleveland and New England, Coach Belichick has hired dozens of coaches and personnel people who have experienced success in the football world. Recent updates to the list can be found below, and **a complete listing of Belichick's coaching tree can be found on page 23 of the 2004 Patriots Media Guide.**

Name	Original pos.	Current pos.	Team/University
Nick Saban	Def. Coordinator	Head Coach	Miami Dolphins
Phil Savage	Quality Control	Gen. Manager	Cleveland Browns
Charlie Weis	Off. Coordinator	Head Coach	Notre Dame

DEFENSIVE DOMINANCE

Coach Belichick's teams have always been renowned for having some of the stingiest defenses in the NFL. Since he first took on defensive coordinator responsibilities 20 seasons ago, Belichick's defenses have averaged fewer than 20 points per game 17 times. In 2004, the Patriots defense was tied for second in the NFL in allowing 16.25 points per game, a number that ranks third in franchise history. That dominating performance came on the heels of a 2003 season in which the Patriots defense set a franchise record and led the NFL by allowing 14.9 points per game. When looking at the best defensive performances in the 45-year history of the Patriots franchise, Belichick's teams from 2001, 2003 and 2004 are all ranked among the top five strongest seasons. In fact, since the NFL adopted the 16-game schedule in 1978, the years 2001, 2003 and 2004 mark the Patriots' top three stingiest defensive performances.

FEWEST POINTS ALLOWED IN PATRIOTS HISTORY

Year	PPG	Total Points	Rec.	Head Coach
2003	14.9	238	14-2	Bill Belichick
1977	15.5	217*	9-5	Chuck Fairbanks
2004	16.3	260	14-2	Bill Belichick
1976	16.9	236*	11-3	Chuck Fairbanks
2001	17.0	272	11-5	Bill Belichick
1999	17.8	284	8-8	Pete Carroll
1988	17.8	284	9-7	Raymond Berry

* 14-game season

TOP BILLING

Coach Belichick is widely recognized as one of the NFL's premier head coaches, and recent polls have shown how his reputation has solidified. In an SI.com election day poll of more than 90,000 voters, Belichick was selected as the active coach (in any sport) that fans would most want to call their team's shots in a title game (Belichick received 35 percent of the vote, while Duke's Mike Krzyzewski ranked second with 27 percent). In addition, a *Sports Illustrated* poll of more than 300 NFL players revealed that Belichick was the coach that players would most like to play for, receiving 45 percent of the leaguewide vote.

BUILT BELICHICK'S WAY

Of the 64 players on the Patriots' active roster or on injured reserve, 57 were acquired since Coach Belichick arrived in New England prior to the 2000 season. In 2004, 40 different players started games for the Patriots, and of those 40 players, 35 were acquired by Belichick and Vice President of Player Personnel Scott Pioli. One of the keys to the Patriots' success has been the ability of Belichick and his staff to assemble a deep squad that can adapt to injuries to key players. The success of that philosophy was evident again this season, as the 40 starters employed by the Patriots in 2004 are almost as many as the 42 starters the team used last season, a year in which New England set an NFL record for the number of starters used by a division champion.

POSTSEASON PROWESS


Only one head coach in NFL history has a higher postseason winning percentage than Coach Belichick, and his name is emblazoned on the Super Bowl trophy. Vince Lombardi won nine of 10 postseason games, including the first two Super Bowls as head coach of the Green Bay Packers. Coach Belichick has won eight of the nine postseason games in his career, including the last seven in a row, ranking him second all-time among NFL coaches who have coached in at least six postseason games. He is a perfect 7-0 in the postseason as head coach of the Patriots.

BEST POSTSEASON RECORDS IN NFL HISTORY


Name	Team(s)	W	L	Pct.
Vince Lombardi	GB/WAS	9	1	.900
Bill Belichick	CLE/NE	8	1	.889
Joe Gibbs	WAS	16	5	.762




2004 PATRIOTS AWARD WINNERS



QB TOM BRADY
Second Pro Bowl



SpT LARRY IZZO
Third Pro Bowl



DL RICHARD SEYMOUR
Third Pro Bowl



K ADAM VINATIERI
Second Pro Bowl

Tom Brady, a 27-year-old quarterback, will go to Hawaii for the second time in his five-year career and for the first time since 2001. Now in his fourth season as the Patriots' starting quarterback, the two-time Super Bowl MVP has the best won-lost record of any quarterback with at least 40 starts in the Super Bowl Era (since 1966), compiling a 55-14 (.797) mark, including a 7-0 record in the playoffs. In 2004, Brady compiled the best cumulative passer rating of his career (92.6) and the second-highest rating in Patriots history of passers who had at least 150 attempts. His 28 touchdown passes tied his career high and ranked second in the AFC. In 2004, Brady consistently completed longer passes than in previous seasons, averaging 7.79 yards per passing attempt – more than a full yard higher than his career mark of 6.62 yards per attempt heading into this season.

Larry Izzo, the Patriots' 30-year-old special teams captain, has earned his third career Pro Bowl selection, with his last nod coming as a member of the Patriots in 2002. The nine-year veteran linebacker is in his fourth season as New England's special teams captain and led the team with 28 special teams tackles. Including this year, he has led his team in special teams stops in each of his last six seasons dating back to 1999. Since joining the Patriots in 2001, Izzo has recorded a total of 100 special teams tackles.

Richard Seymour, New England's 25-year-old defensive lineman, has earned his third Pro Bowl trip in his fourth season as a pro. The former sixth overall pick in the 2001 NFL Draft is the first Patriot to earn as many as three Pro Bowl nods in his first four seasons in the league since Mike Haynes (four selections in four years from 1976-79) and Russ Francis (three selections in four years from 1976-78). In 2004, Seymour tied for third on the team with 5.0 sacks and scored his first career touchdown on a 68-yard fumble return (the longest in franchise history) against Buffalo on Oct. 3. Seymour has been named a starting defensive tackle for the AFC squad following each of his three Pro Bowl selections, including this season.

Adam Vinatieri, a 31-year-old kicker, gets his second Pro Bowl nod and his first trip to Hawaii since 2001. The nine-year veteran completed the most consistent and productive season of his career, leading the NFL with a career-high 141 points. He was successful on 31 of his 33 kicks this season, with his 93.9 percent accuracy rate setting team and franchise highs and leading all NFL kickers with at least four attempts. Vinatieri recently completed a string of 23 consecutive field goals, which is the second longest such streak in team history and is two kicks shy of the team record that he established from 1996-97. In his career, Vinatieri ranks second on the Patriots' all-time scorers list with 1,058 points and has made 17 career game-winning boots, including the kicks that won Super Bowls XXXVI and XXXVIII.

2004 PATRIOTS AWARD WINNERS

Head Coach Bill Belichick

U.S. Sports Academy Amos Alonzo Stagg Coaching Award
Dr. Z's Coach of the Year – Sports Illustrated
Don Banks' Coach of the Year – SI.com

VP/Player Personnel Scott Pioli

NFL Executive of the Year – San Francisco Chronicle
Don Banks' Front Office Executive of the Year – SI.com

G Joe Andruzzi

USA Today's All-Joe Team

QB Tom Brady

AFC Pro Bowl
The Sporting News Sportsman of the Year
Snickers Hungriest Player - Week 9

WR Deion Branch

Snickers Hungriest Player - Week 9

WR Troy Brown

Ron Burton Patriots Community Service Award
Shaw's 12th Player Award
All-Pro Team – San Francisco Chronicle

LB Tedy Bruschi

AP All-Pro Second Team
AFC Defensive Player of the Week - Week 4
AFC Defensive Player of the Week – Week 17
NFL.com's All-Interview Team

RB Corey Dillon

AFC Offensive Player of the Month – December
Peter King's All-Pro Team
All-Pro Team – San Francisco Chronicle

WR David Givens

USA Today's All-Joe Team

TE Daniel Graham

USA Today's All-Joe Team

S Rodney Harrison

AP All-Pro Second Team
AFC Defensive Player of the Week - Week 2
Vic Carucci's All-Vic Team – NFL.com
All-Pro Team – San Francisco Chronicle

SpT Larry Izzo

AFC Pro Bowl

LB Ted Johnson

USA Today's All-Joe Team

OT Matt Light

NFL.com's All-Interview Team

WR David Patten

USA Today's All-Joe Team

DL Richard Seymour

AFC Pro Bowl
AP All-Pro First Team
Peter King's All-Pro Team
All-Pro Team – San Francisco Chronicle
Don Banks' All-Pro Team – SI.com

K Adam Vinatieri

AFC Pro Bowl
AP All-Pro First Team
AFC Special Teams Player of the Week - Week 9
AFC Special Teams Player of the Month - November
NFL.com's All-Interview Team
Vic Carucci's All-Vic Team – NFL.com
Daryl Johnston's All-Lunch Pail Crew – FOXSports.com
All-Pro Team – San Francisco Chronicle
Don Banks' All-Pro Team – SI.com

DB Eugene Wilson

AFC Defensive Player of the Month - September



PATRIOTS IN THE PLAYOFFS

HOME SWEET HOME

The Patriots are 7-1 at home in the playoffs in their history and own a 7-game home winning streak in postseason play. New England has not lost at home in the playoffs in more than 25 years, dating back to Dec. 31, 1978. Seven of the franchise's eight home playoff games have taken place since Robert Kraft purchased the team 11 years ago.

PATRIOTS AT HOME IN THE PLAYOFFS (7-1)

Date	Round	Opponent	W/L	Score
01/16/05	AFC Divisional	Indianapolis	W	20-3
01/18/04	AFC Championship	Indianapolis	W	24-14
01/10/04	AFC Divisional	Tennessee	W	17-14
01/19/02	AFC Divisional	Oakland	W	16-13 ot
12/28/97	AFC Wild Card	Miami	W	17-3
01/12/97	AFC Championship	Jacksonville	W	20-6
01/05/97	AFC Divisional	Pittsburgh	W	28-3
12/31/78	AFC Divisional	Houston	L	14-31

BY THE BYE

Including this season, the Patriots have earned a first-round playoff bye in three of the last four years, tying them with the NFC's Philadelphia Eagles for the most byes in the NFL over that span. Since the first-round bye was instituted in its current format in 1990, the Patriots have earned a bye four times (1996, 2001, 2003 and 2004), and have advanced to play in the Super Bowl each of the previous three times they have earned playoff byes. The Patriots' four byes ranks second in AFC history, trailing only the Pittsburgh Steelers' record of six byes since the current format was adopted 15 seasons ago.

ALL-TIME PLAYOFF RESULTS

The Patriots have compiled a 14-10 record in their 24 playoff games. New England has qualified for four Super Bowls (XX, XXXI, XXXVI, XXXVIII) and also played in the 1963 AFL Championship Game.

PATRIOTS ALL-TIME PLAYOFF RESULTS (14-10)

Date	Round	Opponent	W/L	Score
01/16/05	AFC Divisional	Indianapolis	W	20-3
02/01/04	Super Bowl XXXVIII	Carolina	W	32-29
01/18/04	AFC Championship	Indianapolis	W	24-14
01/10/04	AFC Divisional	Tennessee	W	17-14
02/03/02	Super Bowl XXXVI	St. Louis	W	20-17
01/27/02	AFC Championship	at Pittsburgh	W	24-17
01/19/02	AFC Divisional	Oakland	W	16-13 ot
01/03/99	AFC Wild Card	at Jacksonville	L	10-25
01/03/98	AFC Divisional	at Pittsburgh	L	6-7
12/28/97	AFC Wild Card	Miami	W	17-3
01/26/97	Super Bowl XXXI	Green Bay	L	21-35
01/12/97	AFC Championship	Jacksonville	W	20-6
01/05/97	AFC Divisional	Pittsburgh	W	28-3
01/01/95	AFC Wild Card	at Cleveland	L	13-20
01/04/87	AFC Divisional	at Denver	L	17-22
01/26/86	Super Bowl XX	Chicago	L	10-46
01/12/86	AFC Championship	at Miami	W	31-14
01/05/86	AFC Divisional	at L.A. Raiders	W	27-20
12/28/85	AFC Wild Card	at N.Y. Jets	W	26-14
01/08/83	First Round Playoff	at Miami	L	31-28
12/31/78	AFC Divisional	Houston	L	14-31
12/18/76	AFC Divisional	at Oakland	L	21-24
01/05/64	AFL Championship	at San Diego	L	10-51
12/28/63	AFL Divisional	at Buffalo	W	26-8

PATRIOTS PLAYOFF RECORD BY ROUND

First Round*	0-1
Wild Card Round	2-2
Divisional Round	6-4
Conference Championship	4-0
AFL Championship	0-1
Super Bowl	2-2
Total	14-10

*-1982 Strike Season

PATRIOTS IN THE PLAYOFFS

New England has qualified for the playoffs 13 times in its 45-year history. The Patriots have earned seven playoff berths in the 11 seasons since Robert Kraft purchased the team in 1994, a dramatic contrast to the six total playoff berths that the team earned in its first 34 years of existence. New England has won eight division crowns and has qualified as a Wild Card team on four occasions (1998, 1994, 1985 and 1976). The Patriots also qualified for the playoffs in 1982 as part of a 16-team tournament following a players' strike.

PATRIOTS PLAYOFF SEASONS (13)

Year	How Qualified	Playoff Record	Result
2004	Division Champions	1-0	???
2003	Division Champions	3-0	Super Bowl Champions
2001	Division Champions	3-0	Super Bowl Champions
1998	Wild Card	0-1	Wild Card Round
1997	Division Champions	1-1	AFC Divisional Round
1996	Division Champions	2-1	AFC Champions
1994	Wild Card	0-1	Wild Card Round
1986	Division Champions	0-1	AFC Divisional Round
1985	Wild Card	3-1	AFC Champions
1982*	16-Team Format	0-1	First Round
1978	Division Champions	0-1	AFC Divisional Round
1976	Wild Card	0-1	Wild Card Round
1963	Division Champions	1-1	AFL Finalists

Totals – 13 Playoff Seasons: 8 Division Champions; 4 Wild Cards; 1 16-Team Tournament*.

14-10 all-time playoff record.

*-Strike Year

PATRIOTS PLAYOFF PARTICIPATION

Name	Pos.	Yr	GP	GS
Willie McGinest	LB	11	14	12
Keith Traylor	DL	13	13	10
Troy Brown	WR	12	13	5
Tedy Bruschi	LB	9	13	8
Adam Vinatieri	K	9	13	0
Ted Johnson	LB	10	12	6
Larry Izzo	LB	9	11	0
Je'Rod Cherry	S	9	9	0
Mike Vrabel	LB	8	9	7
Rodney Harrison	S	11	8	4
Don Davis	LB	9	8	3
Joe Andruzzi	G	8	8	7
Roman Phifer	LB	14	7	6
Kevin Faulk	RB	6	7	0
Tom Brady	QB	5	7	7
Matt Chatham	LB	5	7	0
Patrick Pass	RB	5	7	0
Matt Light	T	4	7	7
Richard Seymour	DL	4	6	5
Christian Fauria	TE	10	5	3
Josh Miller	P	9	5	0
David Patten	WR	8	5	4
Lonie Paxton	LS	5	4	0
Russ Hochstein	G	4	4	2
Deion Branch	WR	3	4	4
David Givens	WR	3	4	3
Daniel Graham	TE	3	4	1
Jarvis Green	DL	3	4	1
Bethel Johnson	WR	2	4	0
Dan Koppen	C	2	4	4
Asante Samuel	CB	2	4	1
Ty Warren	DL	2	4	1
Eugene Wilson	DB	2	4	4
Hank Poteat	CB	4	3	1
Brandon Gorin	T	3	3	1
Jed Weaver	TE	6	3	1
Tully Banta-Cain	LB	2	3	0
Antwan Harris	DB	5	3	0
Rosevelt Colvin	LB	6	2	1
Rabih Abdullah	RB	7	2	0
Jim Miller	QB	10	1	1

Veterans Who Are Appearing in Playoffs For the First Time

Name	GP	GS
Corey Dillon	1	1
Stephen Neal	1	1
Gene Mruczkowski	1	0
Rohan Davey	0	0
Kevin Kasper	0	0
Ethan Kelley	0	0
Earthwind Moreland	0	0

2004 Patriots Rookies

Name	GP	GS
Randall Gay	1	1
Dexter Reid	1	0
Vince Wilfork	1	0
Marquise Hill	0	0
Cedric Cobbs	0	0



TEAM NEWS & NOTES

TITLE DEFENSE

The Patriots finished the 2004 regular season with a 14-2 record, equaling the best regular-season record in NFL history by a defending Super Bowl champion. New England finished at 14-2 for the second consecutive season and tied five other teams for the most victories by a defending champion in the Super Bowl Era (since 1966). The 1998 Denver Broncos were the last defending champs to finish with a 14-win campaign, joining San Francisco (1989 and 1990), Chicago (1986) and Washington (1983) as the only teams to defend their titles with 14 wins in the regular season. Out of the five teams that have previously accomplished the feat, two have repeated as champions - the 1998 Broncos and the 1989 49ers.

BEST RECORDS / DEFENDING SUPER BOWL CHAMPIONS

Team	Year	W	L	T	Pct.
New England.....	2004	14	2	0875
Denver	1998	14	2	0875
San Francisco	1990	14	2	0875
San Francisco	1989	14	2	0875
Chicago	1986	14	2	0875
Washington	1983	14	2	0875
Pittsburgh	1975	12	2	0857
Miami	1973	12	2	0857
Green Bay	1997	13	3	0813
Oakland	1977	11	3	0786
Miami	1974	11	3	0786

FOURTEEN WINS

The Patriots have compiled consecutive 14-win seasons, becoming the third team to win at least 14 games in back-to-back seasons since the NFL adopted the 16-game schedule in 1978. The last team to pull off the feat was the San Francisco 49ers, who posted identical 14-2 marks in 1989 and 1990. In an interesting contrast, the Patriots were a combined 6-26 over those same two seasons (1989-90). The other team to accomplish back-to-back seasons of at least 14 wins was the Chicago Bears, who went 15-1 in 1985 and followed that up with a 14-2 performance in 1986.

BACK-TO-BACK SEASONS OF 14-PLUS WINS

Team	Year One	Year Two	Total Record
New England	2003, 14-2	2004, 14-2	28-4 (.875)
San Francisco	1989, 14-2	1990, 14-2	28-5 (.875)
Chicago	1985, 15-1	1986, 14-2	29-3 (.907)

SNAPSHOTS OF SUCCESS

New England's NFL-record 21-game winning streak is over, but the Patriots are still in the midst of one of the most prosperous periods for any team in NFL history. The recent run of success began with a 29-26 overtime victory against the San Diego Chargers on Oct. 14, 2001, sparking a streak of 54 wins in the Patriots' last 67 games, including postseason. The Patriots entered that contest with a 1-3 record, and Tom Brady was making just the third start of his career against a 3-1 San Diego team. New England rallied back from a 26-16 deficit with less than four minutes left in the game, beginning a stretch of 13 wins in the final 15 games of the 2001 season as the Patriots won their first title in Super Bowl XXXVI. Below are some snapshots highlighting the Patriots' current winning run.

PATRIOTS SUCCESS STREAKS (Including Postseason)

- 9 wins in last 10 games, dating to Nov. 7, 2004 (9-1, .900)
- 30 wins in last 32 games, dating to Oct. 5, 2003 (30-2, .938)
- 33 wins in last 37 games, dating to Dec. 29, 2002 (33-4, .892)
- 38 wins in last 45 games, dating to Nov. 3, 2002 (38-7, .844)
- 50 wins in last 61 games, dating to Nov. 25, 2001 (50-11, .820)
- 54 wins in last 67 games, dating to Oct. 14, 2001 (54-13, .806)

2005 PATRIOTS OPPONENTS

Home: BUF, MIA, NYJ, OAK, SD, NO, TB, IND
Away: BUF, MIA, NYJ, DEN, KC, ATL, CAR, PIT

RIISING TO THE OCCASION

Since the beginning of the 2003 season, the Patriots are 20-1 against teams with records of .500 or better. In 2003, the Patriots were 10-0 against teams that finished the season with a mark of .500 or higher, including an 8-0 mark against playoff teams. In the 2004 regular season and playoffs, the Patriots are 10-1 against teams that finished with records of .500 or better, including a 6-1 mark against playoff teams.

PATRIOTS VS. TEAMS WITH RECORDS OF .500 OR ABOVE Since start of the 2003 season

Date	Opponent	W/L	Score	Record	Rest of NFL
01/16/05	Indianapolis*	W	20-3	13-5	13-3
12/26/04	at N.Y. Jets	W	23-7	11-7	11-5
12/12/04	Cincinnati	W	35-28	8-8	8-7
11/28/04	Baltimore	W	24-3	9-7	9-6
11/14/04	Buffalo	W	29-6	9-7	9-5
11/07/04	at St. Louis	W	40-22	9-9	9-8
10/31/04	at Pittsburgh	L	20-34	16-1	15-1
10/24/04	N.Y. Jets	W	13-7	11-7	--
10/17/04	Seattle	W	30-20	9-8	9-7
10/03/04	at Buffalo	W	31-17	9-7	--
09/09/04	Indianapolis	W	27-24	13-5	--
02/01/04	Carolina*	W	32-39	14-6	14-5
01/18/04	Indianapolis*	W	24-14	14-5	14-3
01/10/04	Tennessee*	W	17-14	13-5	13-3
12/07/03	Miami	W	12-0	10-6	10-4
11/30/03	at Indianapolis	W	38-34	14-5	--
11/16/03	Dallas	W	12-0	10-6	10-5
11/03/03	at Denver	W	30-26	10-6	10-5
10/19/03	at Miami	W	19-13 ot	10-6	--
10/05/03	Tennessee	W	38-30	13-5	--
09/14/03	at Philadelphia	W	31-10	13-5	13-4

*-Playoffs

Patriots vs. teams with winning records..... 20-1 (.952)
Rest of NFL vs. those teams..... 71-167 (.298)

FANTASTIC FINISHES

One of the oldest mantras in sports is that it doesn't matter where you start a season, but it does matter where you finish it. The Patriots have done a remarkable job of finishing strong over the past two-plus seasons, as they have compiled a 37-5 (.881) record after November 1 since the 2001 season.

PATRIOTS BEFORE AND AFTER NOV. 1, SINCE 2001

Season	Pre-11/1	Post-11/1	Totals
2001	3-4	11-1	14-5*
2002	3-4	6-3	9-7
2003	6-2	11-0	17-2*
2004	6-1	9-1	15-2*
Totals	18-11	37-5	55-16

*-Includes Playoffs

NFL'S BEST RECORDS AFTER NOV. 1, SINCE 2001

Team	W	L	T	Pct.
New England	37	5	0881
Philadelphia	34	11	0756
Pittsburgh	30	11	1726
Green Bay	29	14	0674
St. Louis	28	16	0636
Tennessee	23	16	0590

BEAST OF THE EAST

New England has the best record among AFC East teams in division games since the beginning of the 2001 season (20-6). The New York Jets rank second with a 13-13 record and Miami is third with a 12-14 mark. Buffalo has an 8-18 record (see below). In their last 23 divisional games, the Patriots are 19-4.

AFC EAST DIVISIONAL RECORDS SINCE 2001

Division W-L		Division W-L	
Team	Since 2001	Team	Since 2001
New England	20-6	Miami	12-14
New York Jets	13-13	Buffalo	8-18



TEAM NEWS & NOTES

WHAT A RUSH

The Patriots' finished the 2004 regular season with their highest yards-per-carry average in 19 years. The Patriots ran the ball 524 times for a total of 2,134 yards, an average of 4.07 yards per carry. It marked the first season in which New England has topped 4.0 yards per carry since the 1985 team averaged 4.13 yards per rush (2,331 yards on 565 carries). In that season, New England's rushing charge was led by Craig James' 1,227 yards (263 att). This season, running back Corey Dillon set a team record with 1,635 yards (345 att), for an average of 4.7 yards per rush.

HOT WHEN IT'S COLD

The Patriots are 21-2 since 1993 when the kickoff temperature is 35 degrees or colder. New England has won 12 consecutive games when the temperature has been 35 or less, including three such victories this season. The last time the Patriots lost a game in temperatures of 35 degrees or below was on Dec. 24, 2000, when they dropped a 27-24 decision to Miami on a 31-degree day at Foxboro Stadium.

COLDEST GAMES SINCE 1993 (21-2)

Includes all games played in temperatures of 35 degrees or colder

Date	Opp.	Temp	Notes	W/L	Score
01/10/04	TEN*	4	Wind Chill -10	W	17-14
12/26/93	IND	19	Wind Chill -1	W	38-0
12/21/96	at NYG	24	Wind Chill 17	W	23-22
01/16/05	IND	25	Snow	W	20-3
12/14/03	JAX	25	Wind Chill 16	W	27-13
01/19/02	OAK*	25	Snow	W	16-13 ot
12/10/95	NYJ	26	Wind Chill 12	W	31-28
01/12/97	JAX*	27	Wind Chill 11	W	20-6
12/07/03	MIA	28	Wind Chill 17	W	12-0
12/26/04	at NYJ	30	Wind Chill 21	W	23-7
12/20/03	at NYJ	30	Wind Chill 20	W	21-16
12/24/00	MIA	31	Wind Chill 22	L	24-27
01/02/05	SF	32	Wind Chill 27	W	21-7
01/18/04	IND*	32	Light Snow	W	24-14
11/16/03	DAL	33	Cloudy and calm	W	12-0
11/26/95	at BUF	33	Flurries	W	35-25
12/16/01	at BUF	34	Wind Chill 25	W	12-9 ot
12/12/93	CIN	34	Wind Chill 23	W	7-2
11/03/03	at DEN	35	Foggy	W	30-26
12/17/00	at BUF	35	Snow/W. Chill 23	W	16-13 ot
11/23/97	MIA	35	Flurries/Drizzle	W	27-24
12/28/97	MIA*	35	Wind Chill 25	W	17-3
01/01/95	at CLE*	35	Wind Chill 25	L	13-20

*-playoffs

OUT IN FRONT

The Patriots set an NFL-record from 2003-04 by scoring first in 20 consecutive regular-season games, besting the mark previously set by the 1978 Miami Dolphins, who scored first in 15 straight games. Before San Francisco jumped out to a 7-0 lead in the 2004 regular-season finale, the last time New England did not get on the board first was on Nov. 23, 2003 at Houston, when the Texans jumped out to a 3-0 lead at Reliant Stadium. New England also scored first in each of its three playoff games last season, raising its overall mark to 23 consecutive games scoring first, including playoffs. The Patriots' record included 14 touchdowns and nine field goals.

SIX PACK

In its Week 13 win at Cleveland, New England scored six touchdowns, recording the most in a game since the Patriots also found the end zone six times on Dec. 1, 1996 in a 45-7 win at San Diego. The Cleveland game marked the fifth time in team history the Patriots had scored six touchdowns on the road, tying the team's all-time road mark for touchdowns in a game. The game marked the 17th time in the Patriots' 695-game history that they scored six or more touchdowns. New England has scored six or more touchdowns in just four games in the last 20 years.

O.T. IS THE PLACE TO BE

The Patriots have won eight straight overtime games and own the longest overtime winning streak in NFL history, including playoff games. The streak includes New England's 16-13 "Snow Bowl" win over Oakland in the 2001 Divisional Playoffs (01/19/02).

MOST CONSECUTIVE OVERTIME VICTORIES

Wins	Team	Dates
8*	New England	2000-present
7	Denver	1978-1985
6	Washington	1976-1987
6	Pittsburgh	1994-1997
5	Many Times	

*-Includes one playoff game

WORKING OVERTIME

The Patriots have won their last eight overtime games (including the playoffs). New England's eight-game overtime winning streak is the longest in NFL history. New England has not lost in overtime since Buffalo won 16-13 at Foxboro Stadium on Nov. 5, 2000. Since that time, the Patriots have won eight straight, including five games in which they scored on their first possession of overtime.

NEW ENGLAND'S OVERTIME STREAK

DATE	OPP	WINNING PLAY	DRIVE INFO	FINAL SCORE
11/23/03	at HST	28-yd FG	9 plays, 76 yds; 3:39	23-20
10/19/03	at MIA	82-yd TD	1-82; 0:12	19-13
12/29/02	vs. MIA+	35-yd FG	7-43; 2:03	27-24
09/22/02	vs. KC+	35-yd FG	9-53; 4:40	41-38
01/19/02	vs. OAK+*	23-yd FG	15-61; 8:29	16-13
12/16/01	at BUF+	23-yd FG	8-75; 3:18	12-9
10/14/01	vs. SD+	44-yd FG	6-51; 2:59	29-26
12/17/00	at BUF	24-yd FG	14-83; 5:56	13-10
11/05/00	vs. BUF	32-yd FG	6-52-2:50	L, 13-16

*playoffs

+NE scored on its first possession in overtime

THE GREATEST SHOW IN SNOW

The Patriots are 8-0 all-time in snowy games in Foxborough, including their 20-3 victory over Indianapolis in the 2004 divisional playoffs. Three of the Patriots' last four home playoff games have involved frozen precipitation, with all three contests ending in memorable victories. In 2003, New England played in three games under snowy conditions, including a 24-14 victory over Indianapolis in the AFC Championship Game.

SNOW GAMES IN FOXBOROUGH (8-0)

Date	Opp.	Temp	Weather	W/L	Score
01/16/05	IND*	25	Snow	W	20-3
01/18/04	IND*	32	Light Snow	W	24-14
12/14/03	JAX	25	Snow in 2nd Half	W	27-13
12/07/03	MIA	28	Cold, Snow, Wind	W	12-0
01/19/02	OAK*	25	Snow, 3-5 inches	W	16-13 ot
12/04/83	NO	35	Cold, Snowing	W	7-0
12/12/82	MIA	22	Wind, Snow	W	3-0
12/10/78	BUF	28	Snow, Some Sun	W	26-24

*-Playoffs





TEAM NEWS & NOTES

ON POINT

In 2004, the Patriots enjoyed one of the most productive scoring seasons in team history. The Patriots scored 437 points in the regular season, ranking fourth in the NFL with an average of 27.3 points per game. New England's 437 points fell just four points shy of the team record (441 pts), set in 1980. New England scored more than 30 points in five games this season and exceeded the 40-point plateau in two contests. The Patriots were especially productive during the team's last nine regular-season games, averaging 29.9 points per game over that period.

SCORING OVER LAST NINE REG. SEASON GAMES

Date	Opponent	Points	TDs	FGs
11/07	at St. Louis	40	4	4
11/14	Buffalo	29	2	5
11/22	at Kansas City	27	3	2
11/28	Baltimore	24	2	3
12/05	at Cleveland	42	6	0
12/12	Cincinnati	35	5	0
12/20	at Miami	28	4	0
12/26	at N.Y. Jets	23	2	3
01/02	San Francisco	21	3	0
9-GAME TOTALS: 29.9 PPG		229	31	17

2004 NFL SCORING LEADERS

Team	Pts
Indianapolis.....	522
Kansas City.....	483
San Diego.....	446
New England.....	437
Green Bay.....	424
Minnesota.....	405
Buffalo.....	395
Philadelphia.....	386

TOP SCORING SEASONS IN PATRIOTS HISTORY

Year	Pts
1980.....	441
2004.....	437
1996.....	418
1961.....	413
1986.....	412
1979.....	411

2004 SCORING BY THE NUMBERS

Type	No.	Pts
Receiving TDs.....	29	174
Field Goals.....	31	93
Rushing TDs.....	15	90
PATs.....	48	48
Fumble Returns.....	2	12
Fumble Recovery.....	1	6
Interception Return.....	1	6
Kickoff Return.....	1	6
Two-point conversion.....	1	2

SACK ATTACK

The Patriots recorded 45.0 sacks this season, the highest number of sacks for the franchise since also recording 45.0 sacks in 1997. New England's sacks were recorded by 12 different defenders, with Willie McGinest leading the way with 9.5 sacks. Last season, the Patriots totaled 41.0 sacks, registered by 14 different players.

PATRIOTS SACK BREAKDOWN:

45.0 Sacks by 12 Different Players

Player	Sacks	Player	Sacks
W. McGinest.....	9.5	T. Warren.....	3.5
M. Vrabel.....	5.5	R. Harrison.....	3.0
R. Seymour.....	5.0	V. Wilfork.....	2.0
R. Colvin.....	5.0	T. Banta-Cain.....	1.5
J. Green.....	4.0	R. Phifer.....	1.5
T. Bruschi.....	3.5	T. Johnson.....	1.0

NET RUSHING SUCCESS

In their Week 13 win at Cleveland, the Patriots gained a total of 225 net rushing yards (50 attempts). It was the highest number of rushing yards for the Patriots in nearly 12 years, dating back to a 257-yard performance against Indianapolis on Dec. 26, 1993. The Cleveland game marks just the second time since 1985 that the Patriots have gained 225 yards or more on the ground. Prior to that 1993 game, the last time the Patriots gained 225 or more rushing yards in a regular-season game was on Dec. 22, 1985, when they ground out 281 yards against Cincinnati in a 34-23 win at Sullivan Stadium.

GETTING DEFENSIVE

In their game against Baltimore on Nov. 28, the Patriots held the Ravens to just 124 total net yards and zero touchdowns on the day, New England's most stifling defensive performance of the season. The 124 yards was the fewest allowed by the Patriots defense in 2004, one yard less than the 125 yards Buffalo was able to gain on the Patriots on Nov. 14 at Gillette Stadium. It was the second time this season that the Patriots did not allow an offensive touchdown, with the other game also coming against the Bills at home. Taking into account the Bills and Ravens games, the Patriots allowed a total of just 249 net yards and no offensive touchdowns in back-to-back home games.

IN THE (END) ZONE

New England tied a team record with 15 touchdowns over a three-game span from Dec. 5 to Dec. 20. The only other time the Patriots scored that many touchdowns in a three-game period was in the franchise's inaugural season of 1960, when they saw the end zone 15 times from Nov. 4 to Nov. 18 of that season. New England scored six touchdowns against Cleveland on Dec. 5 and followed that up with a five-touchdown performance against Cincinnati on Dec. 12 before seeing the end zone four times against Miami on Dec. 20. Below is a comparison of the most productive three-game stretches in team annals.

MOST TOUCHDOWNS IN A THREE-GAME SPAN

TDs	Year	Game Dates
15	2004	12/5, 12/12, 12/20
15	1960	11/4, 11/11, 11/18
14	1978	10/22, 10/28, 11/5
14	1976	9/19, 9/26, 10/3

OFFENSE FROM DEFENSE

The Patriots scored four defensive touchdowns this season and are 16-2 in their last 18 games when scoring on defense, dating back to 1999. Last season, the Patriots led the NFL with six defensive touchdowns, and New England has recorded 10 defensive touchdowns in its last 30 games, dating back to Week Three of the 2003 season. This season's defensive touchdowns are listed below.

2004 PATRIOTS DEFENSIVE TOUCHDOWNS

Date	Opp.	Player	Scoring Play	Result
10/03/04	at BUF	Richard Seymour	68-yd. fumb. ret.	W, 31-17
11/28/04	BAL	Jarvis Green	Fumb. rec. in EZ	W, 24-3
12/05/04	at CLE	Randall Gay	41-yd. fumb. ret.	W, 42-15
12/12/04	CIN	Asante Samuel	34-yd. INT return	W, 35-28

NOT HALF BAD

One of the keys to New England's recent success has been the ability to close out victories by protecting second-half leads. The Patriots recently set the NFL's post-merger record with 31 consecutive victories in games in which they led at halftime, preserving every halftime lead they held from Oct. 28, 2001 until falling victim to a fourth-quarter rally by the Miami Dolphins on Dec. 20, 2004. New England also set the NFL mark with 38 straight wins in games in which they led after three quarters, protecting every lead over nearly a four-year span from Dec. 24, 2000 until the Miami loss on Dec. 20, 2004.

CONSECUTIVE WINS/ LEADING AT HALF

POST-MERGER (SINCE 1970)

31.....	New England.....	2001-04
30.....	Denver.....	1996-98
29.....	Pittsburgh.....	1992-96
28.....	Miami.....	1971-74

CONSECUTIVE WINS/ LEADING ENTERING 4TH QTR

POST-MERGER (SINCE 1970)

38.....	New England.....	2001-04
36.....	San Diego.....	1992-96
36.....	Pittsburgh.....	1972-75
33.....	Denver.....	1996-98



QB TOM BRADY NEWS & NOTES

RECORDING SUCCESS

TOM BRADY has quarterbacked the Patriots to victories in 48 of his 62 regular-season starts during his career, compiling a .774 winning percentage and giving him the best record of any active quarterback in the NFL who has a full season of starts under his belt. Including the playoffs, he is 55-14 (.797) as a starter. Including preseason, he is 61-17 (.782).



ACTIVE QUARTERBACKS WINNING PERCENTAGE

Minimum 16 Starts

Quarterback, Team(s)	W	L	T	Pct.
Tom Brady, NE	48	14	0	.774
Marc Bulger, STL	26	10	0	.722
Donovan McNabb, PHI	56	23	0	.709
Kurt Warner, STL/NYG	40	19	0	.678
Brett Favre, GB	135	70	0	.659
Michael Vick, ATL	23	12	1	.657
Jay Fiedler, JAX/MIA	37	23	0	.617
Steve McNair, TEN	72	45	0	.615
Chad Pennington, NYJ	20	14	0	.588

OVERDRIVE IN OVERTIME

TOM BRADY owns a career record of 7-0 in overtime, including the postseason. Brady is the all-time NFL leader in overtime wins without a defeat. Brady and former Steelers signal caller Terry Bradshaw are the only two NFL quarterbacks to be undefeated in overtime (minimum of five games). The top six quarterbacks in overtime are listed below.

BEST CAREER OVERTIME RECORD (Min: 5 Games)

	W- L	Pct.	Yrs in NFL
Tom Brady	7-0	1.000	5
Terry Bradshaw	5-0	1.000	14
Ken Stabler	6-1	.857	15
Jake Plummer	5-1	.833	7
Jim Kelly	6-2	.750	11
Ken O'Brien	4-1-1	.750	10

Regular and postseason games combined.

COMEBACK KID

TOM BRADY has engineered 16 game-winning drives to break a tie or take the lead in the fourth quarter or overtime in his career. He has accomplished the feat twice in the Super Bowl, most recently engineering a 47-yard drive with just over a minute remaining to lead the Patriots to victory in Super Bowl XXXVIII. He led seven comebacks in 2003, including a fourth-quarter comeback to break a 14-14 tie against Tennessee in the AFC Divisional Playoffs in addition to comebacks against Houston, Indianapolis, Miami, Tennessee and Denver in the regular season. Brady's record also includes his dramatic performance to lead the Patriots to victory in Super Bowl XXXVI and his heroics in the snow against the Oakland Raiders in the 2001 Divisional Playoffs, giving him four comebacks in six postseason starts.

TOM BRADY'S GAME-WINNING PERFORMANCES

Date	Opp.	Time Remaining			Passing Statistics^					Final
		Score	in Reg.	Att	Cmp	Yds	TD	Int		
10/03/04	at BUF	17-17	15:00	4	2	8	1	0		31-17
02/01/04	CAR**	29-29	1:08	5	4	47	0	0		32-29
01/10/04	TEN*	14-14	15:00	11	6	27	0	0		17-14
11/30/03	at IND	31-31	10:21	6	3	31	1	0		38-34
11/23/03	at HST	13-20	3:11	14	10	133	1	0		23-20 ot
11/03/03	at DEN	23-26	2:51	4	5	58	1	0		30-26
10/19/03	at MIA	13-13	15:00	10	7	147	1	0		19-13 ot
10/05/03	TEN	24-27	4:40	1	1	15	0	0		38-30
12/29/02	MIA	13-24	4:59	13	8	69	1	0		27-24 ot
11/10/02	at CHI	19-30	5:16	14	9	116	2	0		33-30
09/22/02	KC	38-38	0:00	5	4	46	0	0		41-38 ot
02/03/02	STL**	17-17	1:21	8	5	53	0	0		20-17
01/19/02	OAK*	3-13	15:00	27	20	138	0	0		16-13 ot
12/16/01	at BUF	6-9	5:57	13	9	116	0	0		12-9 ot
12/02/01	at NYJ	14-16	15:00	7	6	56	0	0		17-16
10/14/01	SD	16-26	8:48	18	13	130	1	0		29-26 ot

^Statistics are from the time noted until the end of the game

* Divisional Playoffs

** Super Bowl

CAREER WINNING PERCENTAGE

TOM BRADY is the winningest quarterback in the Super Bowl Era (since 1966) among signal callers who have made at least 40 starts. He is one of just four quarterbacks in the Super Bowl Era to own a career winning percentage above 70 percent. Brady joins Roger Staubach, Joe Montana and Donovan McNabb. A list placing Brady's accomplishments in a historical perspective is below.

WINNINGEST QUARTERBACKS OF THE SUPER BOWL ERA

Minimum 40 Starts

Player	Team	Years	W	L	Pct.
Tom Brady	NE	2000-Pres.	48	14	.774
Roger Staubach	DAL	1969-79	85	29	.746
Joe Montana	SF/KC	1979-94	117	47	.713
Donovan McNabb	PHI	1999-Pres.	56	23	.709

HE RATE ME

TOM BRADY set a career high with eight passer ratings over 100.0 this season and is 24-0 in his career when posting a rating of 100.0 or higher. Brady's 127.1 rating against Cincinnati on Dec. 12 was his highest of the season, the fourth highest rating of his career and his highest in more than two years, since posting a 147.6 rating at Buffalo on Nov. 3, 2002.

CLOSE CALLS

Tom Brady has compiled a sparkling 18-2 record as a starter in games where the final margin was less than a touchdown, including a 4-0 postseason record in such games. In games decided by three points or fewer, Brady is 12-2. In the 2003 season, Brady led the team to nine victories by six points or fewer, including two in the playoffs. Since Brady took over as the starting quarterback early in the 2001 season, the Patriots have lost just two games by less than a touchdown.

TOM BRADY'S RECORD IN CLOSE GAMES

18-2 in games decided by six points or less

Date	Opp.	Score	Result	Margin
12/20/04	at MIA	28-29	L	-1
10/24/04	NYJ	13-7	W	+6
09/09/04	IND	27-24	W	+3
02/01/04	CAR^	32-29	W	+3
01/10/04	TEN*	17-14	W	+3
12/20/03	at NYJ	21-16	W	+5
11/30/03	at IND	38-34	W	+4
11/23/03	at HST	23-20 ot	W	+3
11/03/03	at DEN	30-26	W	+4
10/26/03	CLE	9-3	W	+6
10/19/03	at MIA	19-13 ot	W	+6
09/28/03	at WAS	17-20	L	-3
12/29/02	MIA	27-24 ot	W	+3
11/10/02	at CHI	33-30	W	+3
09/22/02	KC	41-38 ot	W	+3
02/03/02	STL^	20-17	W	+3
01/19/02	OAK*	16-13 ot	W	+3
12/16/01	at BUF	12-9	W	+3
12/02/01	at NYJ	17-16	W	+1
10/14/01	SD	29-26 ot	W	+3

^Super Bowl

*Divisional Playoffs

TOMMY TOUCHDOWNS

In 2004, Tom Brady tied his career high and finished second in the AFC with 28 touchdown passes. Brady also threw for 28 scoring grabs in 2002. Brady threw a touchdown in 15 of 16 games in the 2004 season. Dating back to last season and including the playoffs, Brady has thrown at least one touchdown in 21 of his last 22 games.

CAREER NUMBERS

ALL-TIME PATRIOTS PASSING LEADERS (BY YARDS)


Rk.	Name	Att	Cmp	Yards	Pct.	TD	Int
1.	Drew Bledsoe	4,518	2,544	29,657	56.3	166	138
2.	Steve Grogan	3,593	1,879	26,886	52.3	182	208
3.	Babe Parilli	2,412	1,140	16,747	47.3	132	138
4.	TOM BRADY	2,018	1,243	13,925	61.6	97	52
5.	Tony Eason	1,500	876	10,732	58.4	60	48
6.	Jim Plunkett	1,503	729	9,932	48.5	62	87
7.	Hugh Millen	612	370	4,276	60.5	17	28



RB COREY DILLON NEWS & NOTES

RECORD RUSHER

COREY DILLON recorded 1,635 yards this season, giving him the Patriots' all-time single-season rushing record and eclipsing Curtis Martin's previous record of 1,487 yards set in of 1995. Dillon, who the Patriots acquired in the offseason for a second-round draft pick, achieved the franchise-best feat despite missing a game on Oct. 31 due to injury. Dillon broke Martin's mark on Dec. 26 against the Jets.



PATRIOTS SINGLE-SEASON RUSHING LEADERS

Player	Year	Yards
Corey Dillon	2004	1,635
Curtis Martin.....	1995.....	1,487
Jim Nance	1966.....	1,458
Craig James.....	1985.....	1,227
Jim Nance	1967.....	1,216

CENTURY MAN

Corey Dillon set a career high and tied the Patriots franchise record with nine 100-yard games this season and owns 37 career 100-yard games. Dillon's nine games reaching the century mark tied Curtis Martin's feat of recording nine 100-yard performances in 1995. Dillon has reached 100 yards in eight of the last 11 games in which he has appeared. Dillon's top performances of 2004 are listed below.

DILLON'S 100-YARD GAMES IN 2004

Date	Opponent	Yds	Att	Avg.	Lg	TD
09/19/04	at Arizona	158	32	4.9	17	0
11/14/04	Buffalo	151	26	5.8	30	0
11/28/04	Baltimore	123	30	4.1	18	1
12/20/04	at Miami	121	26	4.7	20	1
01/02/05	San Francisco	116	14	8.3	29	1
10/24/04	N.Y. Jets	115	22	5.2	44	0
11/07/04	at St. Louis	112	25	4.5	17	1
10/17/04	Seattle	105	23	4.6	15	2
12/05/04	at Cleveland	100	18	5.6	21	2

MAKING HIS MARK

In his second game as a Patriot, Corey Dillon ran for 158 yards at Arizona (09/19/04), gaining the most yards by a Patriots rusher in nearly six years, since Robert Edwards cut loose for 196 yards (on 24 carries) on Dec. 13, 1998 at St. Louis. Dillon also broke the 150-yard mark on Nov. 14 in a Sunday night victory over Buffalo.

DILLON'S TOP TEN RUSHING PERFORMANCES

Rk	Yds	Att	Date	Opponent
1.	278	22	10/22/00	Denver
2.	246	39	12/04/97	Tennessee
3.	216	35	12/03/00	Arizona
4.	192	28	12/12/99	Cleveland
5.	184	27	10/28/01	at Detroit
6.	168	28	10/10/99	at Cleveland
7.	164	23	10/06/02	at Indianapolis
8.	158	32	09/19/04	at Arizona
9.	151	26	11/14/04	Buffalo
10.	140	31	10/14/01	Cleveland

SOLID SEASON

Corey Dillon ran for 1,635 yards on 345 carries (4.7 avg), despite missing one game due to injury. Last season, Antowain Smith led the team with 642 rushing yards. **Dillon set the franchise record for rushing yards and set career highs in carries, yards and rushing touchdowns.**

DILLON'S RECORD-SETTING SEASON

	Rush	Yds	Avg	TD
Corey Dillon's 2004 Totals.....	345	1,635*	4.7	12
Curtis Martin in 1995	368*	1,487	4.0	14*
Dillon's Previous Career Highs	340	1,435	4.8	10

*-Patriots Franchise Records

LEADING MAN

Dillon finished third in the NFL in rushing yardage in 2004, gaining a career-high 1,635 yards. His yardage total was just 62 yards behind Curtis Martin's NFL-leading total of 1,697 yards. Dillon played in 15 of 16 games this season, averaging 109.0 yards per game in which he played. Projected over a 16-game span, Dillon's average yards-per-game figure would put him on track for a 1,744-yard season. The eight-year veteran did not play due to a thigh injury on Oct. 31 at Pittsburgh.

2004 NFL RUSHING LEADERS (BY YARDS)

Player	GP	Team	Att	Yards	Avg	TD
Curtis Martin	16	NYJ	371	1,697	4.6	12
Shawn Alexander	16	SEA	353	1,696	4.8	16
Corey Dillon	15	NE	345	1,635	4.7	12
Edgerrin James	16	IND	334	1,548	4.6	9
Tiki Barber	16	NYG	322	1,518	4.7	13
Rudi Johnson	16	CIN	361	1,454	4.0	12

1,600-YARD MARK

Corey Dillon recorded the first 1,600-yard season in the 45-year history of the Patriots franchise, totaling 1,635 yards on 1,487 carries. Prior to this season, no Patriot running back had exceeded the 1,500-yard mark, and just two times in team history had a running back broke the 1,300-yard barrier. Dillon's yardage total is the highest total in franchise history, besting Curtis Martin's total of 1,487 yards in 1995.

BREAKING THE BARRIER

On his 5-yard run in the first quarter against Baltimore on Nov. 28, Corey Dillon passed the 1,000-yard mark in just his 10th game of the season, achieving the milestone in the fewest games of any rusher in Patriots history. The previous team record was set by Curtis Martin in 1997 and Jim Nance in 1966, both of whom passed the 1,000-yard mark in their 11th game. Dillon was inactive with a thigh injury at Pittsburgh on Oct. 31 and averaged 109.0 yards per game in the 15 regular-season games he played in this season.

FASTEST TO 1,000 YARDS IN PATRIOTS HISTORY

Player	Year	Game passed 1,000 yards	Season Total
Corey Dillon	2004	10	??
Curtis Martin	1997	11	1,160
Jim Nance	1966	11	1,458
Curtis Martin	1995	12	1,487
Jim Nance	1967	12	1,216

BALANCED ATTACK

Corey Dillon and David Givens have each gained 100 yards in the same game three times this season, marking the only times since 1997 that the Patriots have had a 100-yard rusher and a 100-yard receiver in the same game. Dillon and Givens both broke the 100-yard mark in their respective categories at Arizona (9/19), against the N.Y. Jets (10/24) and at St. Louis (11/7). Prior to this season, the last time the Patriots achieved the feat was on Nov. 2, 1997, when Curtis Martin ran for 104 yards and Shawn Jefferson gained 108 receiving yards at Minnesota.

COREY SCORES


Corey Dillon scored 12 rushing touchdowns in the 2004 season, tying him for third on the club's single-season rushing touchdowns list. Dillon's 12 rushing scores are a career high and are tied with Antowain Smith's 2001 total and Steve Grogan's 1976 total. Curtis Martin owns the franchise record of 14 scores, which he accomplished in both 1995 and 1996. This season, Dillon also recorded one receiving touchdown, bringing his total number of touchdowns to 13. That figure is tied for third on the team's single-season list for total touchdowns.



OFFENSE/DEFENSE NEWS & NOTES

TROY BROWN: 2-WAY STANDOUT

Patriots players under Head Coach Bill Belichick have become famous for their versatility, but TROY BROWN took that notion to a whole new level in 2004. The former Pro Bowl wideout ranks third among New England's all-time leading receivers, but when injuries depleted the Patriots' secondary in the middle of the year, Brown took his athleticism to the other side of the ball, pitching in as a defensive back in the Patriots' nickel packages. What was initially described as an emergency measure paid big dividends for Brown and the Patriots as he recorded three interceptions, tying him for second on the team. Brown tallied 17 tackles (15 solo) and was credited with five pass defenses. In addition to his work on offense and defense, Brown served as the team's primary punt returner, tallying 20 returns for 133 yards.



TROY BROWN'S 2004 STATISTICS

	Rec	Yds	Avg.	Lg	TD	
<u>Offense</u>	17	184	10.8	22	1	
	TT	UT	A	INT	Yds	PD
<u>Defense</u>	17	15	2	3	22	5
	PR	FC	Yds	Avg	Lg	TD
<u>Special Tms</u>	20	11	133	6.7	16	0

PATRIOTS ALL-TIME LISTS

TROY BROWN ranks third in Patriots history with 475 career receptions. He ranks third in franchise history with 5,516 career receiving yards. Brown needs 16 catches to pass Ben Coates for second place on the all-time receptions list.

PATRIOTS ALL-TIME RECEIVING LEADERS (BY CATCHES)

Rk	Player, Pos.	No	Yds	Avg.	Lg	TD
1	Stanley Morgan, WR.....	534	10,352	19.4	76t	67
2	Ben Coates, TE.....	490	5,471	11.2	84t	50
3	Troy Brown, WR.....	475	5,516	11.6	82t	25
4	Irving Fryar, WR.....	363	5,726	15.8	80t	38

PATRIOTS ALL-TIME RECEIVING LEADERS (BY YARDS)

Rk	Name	No	Yds	Avg	Lg	TD
1	Stanley Morgan.....	534	10,352	19.4	76t	67
2	Irving Fryar.....	363	5,726	15.8	80t	38
3	Troy Brown, WR.....	475	5,516	11.6	82t	25
4	Ben Coates.....	490	5,471	11.2	84t	50
5	Jim Colclough.....	283	5,001	17.7	78t	39

BRANCHING OUT

Despite missing seven games due to injury, DEION BRANCH finished third on the team with 35 receptions for 454 yards and four touchdowns. Branch's three biggest games of the season all came in important Patriots victories. He opened the campaign by tying for the team lead in both receptions (7) and receiving yards (86) while scoring a touchdown in the Patriots' 27-24 victory over Indianapolis. On Nov. 22, in his first game back after a seven-game absence, he turned in a 105-yard, 6-catch performance with a touchdown on Monday Night Football in a 27-19 win over the Chiefs. Finally, in a late-season road battle against a 10-4 New York Jets team, Branch led all Patriots with seven receptions for 82 yards and a touchdown as New England picked up crucial late-season momentum.

GOLDEN GRAHAM

Tight end DANIEL GRAHAM turned in another strong campaign in 2004, tying for the team lead with a career-high seven touchdown catches. The third-year tight end topped his scoring output from his first two seasons combined. He also tied Christian Fauria's 2002 total as the most touchdown grabs by a Patriots tight end since Ben Coates grabbed eight scores in 1997. In addition to his receiving duties, Graham continued to play a key role in the Patriots running game as a blocker. The former 2002 first-round draft pick helped the team average more than 4.0 yards per carry for the first time since 1985.

FLY PATTEN

DAVID PATTEN was one of the NFL's most opportunistic receivers this season, as his average of 18.2 yards per catch ranked fourth in the league among players with at least 35 receptions. Patten also set a career high with seven touchdowns, as he rebounded from an injury that caused him to miss 10 games in 2003. Patten's 44 catches and 800 yards both ranked second on the team and his seven touchdowns tied Daniel Graham for the lead among all Patriots receivers.

NFL LEADERS / YARDS PER CATCH

(Minimum 40 Receptions)

Player	Team	Rec	Yards	Avg	TD
Ashlie Lelie	DEN	54	1,084	20.1	7
Santana Moss	NYJ	45	838	18.6	5
David Patten	NE	44	800	18.2	7
Lee Evans	BUF	48	843	17.6	9
Eddie Kennison	KC	62	1,086	17.5	8

GIVENS LEADS THE WAY

DAVID GIVENS led the Patriots in receiving with a career-high 56 receptions and 874 yards. Last season, Givens tied for the team's postseason lead with 17 catches on the heels of a 34-catch regular season. Givens exceeded the 100-yard receiving mark four times this season, becoming the first Patriot to record four 100-yard games in a season since Terry Glenn did it in 1999. He got his first career 100-yard game at Arizona on Sept. 19, 2004 (120 yards), then followed that with three consecutive century-mark games against the N.Y. Jets (10/24) at Pittsburgh (10/31) and at St. Louis (11/7).

MR. FIRST DOWN

DAVID GIVENS' first 30 catches this season all resulted in first downs for the Patriots, and 47 of his 56 total catches recorded first downs. New England's leading receiver averaged 15.6 yards per catch, and has shown a knack for the big play, grabbing three passes of more than 40 yards and 14 passes of 20 yards or more.

ABLE VRABEL

In proving to be one of the NFL's most versatile players, linebacker MIKE VRABEL made important contributions for the Patriots on offense and defense in 2004. At his regular position of linebacker, he ranked second on the team with 5.5 sacks and finished fourth on the team with 76 tackles (59 solo). As a situational tight end in short-yardage situations, he also caught two touchdown passes. Vrabel earned the third score of his regular-season career on a 1-yard grab from Tom Brady in the regular-season finale against San Francisco. Including his 1-yard touchdown catch in Super Bowl XXXVIII, Vrabel has scored on all four of his NFL receptions. Vrabel's other touchdown this season came on a 2-yard catch at St. Louis on Nov. 7. He also scored on a 1-yard grab at San Diego on Sept. 29, 2002. In addition to Vrabel's contributions on offense and defense, he also notched five special teams tackles.

TED JOHNSON

TED JOHNSON has enjoyed a resurgence in his career in his 10th season in New England. The veteran linebacker ranked third on the team with 112 tackles (74 solo), his highest tackle total in six seasons, dating back to a 142-stop performance in 1998. Johnson started 15 of 16 games for the Patriots at inside linebacker, marking his highest number of starts and games played since starting all 16 contests in 1997. The run-stuffing specialist's solid job this season helped the Patriots defense rank sixth in the NFL against the run, allowing the opposition just 98.3 total rushing yards per game.



DEFENSE NEWS AND NOTES

WILLIE MAC ATTACK

WILLIE MCGINEST ranks fourth on the Patriots' all-time sacks list with 72.0 career sacks. He led the team with 9.5 sacks in the 2004 season, continuing a run of strong play dating back to late last year. Including the postseason, McGinest has recorded 14.5 sacks in his last 20 games. He is the Patriots' career postseason sack leader and ranks third all-time in NFL postseason history with 11.5 career postseason sacks, trailing only Bruce Smith (14.5) and Reggie White (12.0). The Patriots' all-time regular-season sack leaders are listed below.



PATRIOTS ALL-TIME SACK LEADERS

- | | |
|----------------------------------|-----------------------------------|
| 1. Andre Tippett, 1982-93.100.0 | 4. Willie McGinest, 1994-...72.0 |
| 2. Julius Adams, 1971-87....79.5 | 5. Ray Hamilton, 1973-81.....54.0 |
| 3. Tony McGee, 1974-81.....72.5 | 6. Chris Slade, 1993-0051.0 |

BIG PLAY BRUSCHI

TEDY BRUSCHI forced three fumbles in the 2004 regular season, and two of them were recovered for touchdowns by the Patriots. Against the Ravens on Nov. 28, Bruschi sacked Kyle Boller for an 18-yard loss and forced him to fumble in the fourth quarter. The ball rolled into the end zone, where Jarvis Green pounced on it for a touchdown and a 24-3 Patriots lead. Bruschi's other forced fumble came against Buffalo on Oct. 3, when he stripped the ball from Drew Bledsoe on a rushing play and Richard Seymour recovered the ball and returned it 68 yards for a score. Bruschi has a solid history of creating turnovers that become touchdowns. From 2002-03, he became the first player in NFL history to return four consecutive interceptions for touchdowns.



TEDY BRUSCHI: FULL TILT, FULL TIME

TEDY BRUSCHI is the first player in NFL history to return four consecutive interceptions for touchdowns, a feat accomplished from 2002-03. Bruschi ranks second on the Patriots all-time list with four career picks brought back for touchdowns. Teammate Ty Law holds the club record with six interceptions returned to the end zone. Bruschi's four interception returns are listed below.

TEDY BRUSCHI'S CAREER INT RETURNED FOR TD

Date	Opponent	Length	Quarterback	Result
12/07/03	Miami	5 yds	Jay Fiedler	W, 12-0
09/14/03	Philadelphia	18 yds	Donovan McNabb	W, 31-10
11/28/02	Detroit	27 yds	Joey Harrington	W, 20-12
11/17/02	Oakland	48 yds	Rich Gannon	L, 20-27

WARREN REPORT


TY WARREN settled comfortably into a role as a starter in 2004, as the former 2003 first-round draft pick started all 16 games at defensive end for the Patriots. Warren's 64 tackles trailed only three-time Pro Bowler Richard Seymour for the lead among Patriots defensive linemen. In addition, Warren's run stopping helped the Patriots rank sixth in the NFL in rushing defense.

GREEN MACHINE

JARVIS GREEN scored his first career touchdown against the Ravens on Nov. 28 on a fumble recovery in the end zone that gave the Patriots a commanding 24-3 lead. Green scooped up the ball after Tedy Bruschi forced Baltimore signal caller Kyle Boller to fumble following an 18-yard sack. In addition to his touchdown, an opportunistic Green recorded 4.0 sacks (second among Patriots defensive linemen) and recovered two more fumbles, while forcing another fumble.

HOT ROD

RODNEY HARRISON led the Patriots in tackles for the second consecutive year, recording 138 stops (96 solo), as he continued to be a leader in the New England secondary. His tackle total was just two stops short of his career high, set last season in his first year in New England. In his two seasons in Foxborough, Harrison has notched 278 tackles, marking the most productive two-season stretch of his 11-year NFL career. He recorded a career-high 20 tackles (12 solo) at Pittsburgh on Oct. 31, 2004. In 2003, his first season in New England, Harrison led the team with a career-high 140 tackles (105 solo).



HARRISON LEADS ALL NFL DEFENSIVE BACKS

For the second consecutive season, Rodney Harrison led all NFL defensive backs in tackles. According to the day-of-game statisticians, Harrison recorded 129 tackles (89 solo), tops among all defensive backs in the NFL. His tackle total ranked ninth among all NFL players, trailing only eight middle linebackers. In 2003, Harrison was credited with 125 total tackles by day-of-game crews, a figure that again led all NFL defensive backs.

2004 NFL LEADERS / TACKLES BY DEFENSIVE BACKS

As tallied by day-of-game stats crews

Player	Team	Pos.	Total	Solo	Assists
Rodney Harrison	NE	SS	129	89	40
Robert Griffith	CLV	SS	118	92	26
Mike Green	CHI	SS	107	83	24
Tebucky Jones	NO	FS	102	79	23
Adrian Wilson	ARZ	SS	99	77	22

RICHARD SEYMOUR: "BIG SEY"

Defensive lineman RICHARD SEYMOUR was named to his third consecutive Pro Bowl this season and was voted a defensive captain by his teammates. His 67 tackles and 5.0 sacks were tops among Patriots defensive linemen. In addition, he scored his first career touchdown on Oct. 3 at Buffalo, scooping up a Drew Bledsoe fumble caused by Tedy Bruschi and rumbling 68 yards for the score and a decisive 31-17 advantage for the Patriots. Seymour became the first Patriots defensive lineman to score a touchdown since Willie McGinest recovered a fumble in the end zone in a 30-28 win over the New York Jets in the 1999 season opener.

BLUE STREAK

RANDALL "BLUE" GAY was signed by the Patriots as an undrafted rookie free agent following the 2004 draft, and has proven to be a key part of the success of New England's secondary this season. Gay started in nine of 15 games on the season, including eight of the final nine games after All-Pro Ty Law suffered a foot injury at Pittsburgh on Oct. 31. But Gay made contributions throughout the season, totaling 38 tackles (34 solo) and two interceptions. His first pick came against Miami on Oct. 10, then he made his first career start two weeks later on Oct. 24. He scored his first career touchdown on a 41-yard fumble return in the third quarter at Cleveland on Dec. 5. On that play, Gay scooped up a William Green fumble caused by Richard Seymour and used the whole field to elude Cleveland defenders and reach the end zone.

MEAN GENE

EUGENE WILSON led the team with four interceptions this season, and continued to be a versatile presence in the secondary, logging productive time at cornerback and at safety. His season totals also included a career-high 67 tackles (51 solo), and he tied for the team lead with three forced fumbles. Two of his interceptions came against Arizona on Sept. 19, marking the first multiple-pick game of his career. All of Wilson's interceptions this season kick-started Patriots scoring drives, with the team notching 24 points off of his four picks.



BROKEN RECORD: 21 WINS IN A ROW

BROKEN RECORD

The Patriots recorded a one-game winning streak 21 consecutive times, setting an all-time record for the 85-year history of pro football. Using their game-by-game, week-by-week approach to remain focused, the Patriots did not lose a game for more than a year. Following a 20-17 loss at Washington on Sept. 28, 2003, the Patriots did not lose for 398 days, until the streak was snapped in a 34-20 loss at Pittsburgh on Oct. 31, 2004.

PRO FOOTBALL'S LONGEST WINNING STREAKS

Includes postseason games

Wins	Team	Years	League
21.....	New England Patriots.....	2003-04.....	NFL
18.....	Denver Broncos.....	1997-98	NFL
18.....	San Francisco 49ers.....	1989-90	NFL
18.....	Miami Dolphins.....	1972-73	NFL
18.....	Cleveland Browns.....	1947-48	AAFC
18.....	Chicago Bears.....	1941-42	NFL
18.....	Chicago Bears.....	1933-34	NFL
17.....	Oakland Raiders.....	1976-77	NFL

Includes teams from the NFL (1920-Present), All American Football Conference (1946-49) and American Football League (1960-69).

WINNING STREAK BREAKDOWN

The Patriots' NFL-record 21 consecutive victories came under widely varied circumstances, from location to jersey color to margin of victory. Below is a breakdown of the streak.

Victories By Venue...

Home	13
Road	7
Neutral	1

By Start Time...

Day	15
Night	6

By Conference...

Against AFC	16
Against NFC	5

By Time Zone...

In Eastern Time Zone	16
In Central Time Zone.....	3
In Mountain Time Zone.....	2

By Day of Week...

Thursday	1
Saturday	3
Sunday	16
Monday.....	1

By Televising Network...

CBS	15
ABC	2
ESPN	2
FOX	2

Most Victories By Opponent...

Against Indianapolis.....	3
Against Miami.....	3
Against Buffalo.....	2
Against Tennessee.....	2
Against N.Y. Jets	2

By Jersey Color...

Blue.....	13
White.....	5
Silver	2

By Opponent's Home State...

New York.....	5
Florida	4
Indiana	3
Texas	2
Tennessee	2

By Final Margin...

3 points or fewer	4
6 points or fewer	10
10 points or more.....	10
14 points or more.....	4
Shutouts	3

By Television Audience...

Regional	13
National	8

By Attendance...

68,436 (Gillette Stadium 2003)....	9
68,756 (Gillette Stadium 2004)....	4
70,000 or more	6
60,000 or fewer.....	2

By Month...

September	2
October	8
November	4
December	4
January.....	2
February	1

By Weather...

Snow	3
Rain.....	3
Below Freezing (32 degrees).....	5
Above 60 degrees.....	8
Indoors.....	3

NEW ENGLAND'S 21-GAME STREAK

Below is a listing of the date, opponent and score for each of the Patriots' record-setting 21 consecutive victories.

Date	Opponent	Score	Margin
10/05/03	Tennessee Titans	W 38-30	8
10/12/03	New York Giants	W 17-6	11
10/19/03	at Miami Dolphins	W 19-13 OT	6
10/26/03	Cleveland Browns	W 9-3	6
11/03/03	at Denver Broncos	W 30-26	4
11/16/03	Dallas Cowboys	W 12-0	12
11/23/03	at Houston Texans	W 23-20 OT	3
11/30/03	at Indianapolis Colts	W 38-34	4
12/04/03	Miami Dolphins	W 12-0	12
12/14/03	Jacksonville Jaguars	W 27-13	14
12/20/03	at New York Jets	W 21-16	5
12/27/03	Buffalo Bills	W 31-0	31
01/10/04	Tennessee Titans*	W 17-14	3
01/18/04	Indianapolis Colts^	W 24-14	10
02/01/04	Carolina Panthers\$	W 32-29	3
09/09/04	Indianapolis Colts	W 27-24	3
09/19/04	at Arizona Cardinals	W 23-12	11
10/03/04	at Buffalo Bills	W 31-17	14
10/10/04	Miami Dolphins	W 24-10	14
10/17/04	Seattle Seahawks	W 30-20	10
10/24/04	N.Y. Jets	W 13-7	6

*-AFC Divisional Playoffs ^-AFC Championship Game \$-Super Bowl XXXVIII at Houston

THE STREAK: BY THE NUMBERS

398

The number of days between losses, from September 28, 2003 to October 31, 2004.

310

The number of NFL games that were played during the 21-game streak (including the postseason).

18-3

The Philadelphia Eagles' record over the same 21 regular-season and playoff games, ranking second behind the Patriots among NFL teams in that 21-game span.

54

The number of touchdowns the Patriots scored during the streak (34 passing, 14 rushing, 6 on returns).

34

The number of touchdown passes Tom Brady threw for during the winning streak.

408

The number of first downs registered by the Patriots during the winning streak.

1,358

The number of offensive plays the Patriots ran during the winning streak.

1,366

The number of defensive plays the Patriots ran during the winning streak.

1,442,237

The total attendance at the 21 games of the Patriots' winning streak.

9.0

The Patriots' average margin of victory during the streak.

PATRIOTS WINNING STREAK: HIGHS AND LOWS

Points Scored

High 38	(two times)
Low 9	(vs. CLE, 10/26/03)

Points Allowed

High 34	(at IND, 11/30/03)
Low 0	(three times)

Margin of Victory

High 31 points	(vs. BUF, 12/27/03)
Low 3 points	(four times)

Touchdowns Scored

High 5	(two times)
Low 0	(vs. CLE, 10/26/03)

Yards of Net Offense

High 481	(vs. CAR, 02/01/04)
Low 204	(vs. MIA, 10/10/04)

Net Offense Allowed

High 446	(vs. CAR, 02/01/04)
Low 134	(vs. MIA, 12/07/03)

Rushing Yards

High 172	(at ARZ, 09/19/04)
Low 56	(at IND, 11/30/03)

Gross Passing Yards

High 368	(at HST, 11/23/03)
Low 76	(vs. MIA, 10/10/04)

Offensive Plays Run

High 92	(at HST, 11/23/03)
Low 50	(at NYJ, 12/20/03)

Sacks Made

High 7	(at BUF, 10/03/04)
Low 0	(two times)

Attendance

High 77,835	(at NYJ, 12/20/03)
Low 51,557	(at ARZ, 09/19/04)

Temperature

High 89	(at ARZ, 09/19/04)
Low 4	(vs. TEN, 01/10/04)



BROADCAST INFORMATION

PATRIOTS ALL ACCESS

Patriots All Access, an Emmy Award-winning one-hour magazine show, airs weekly throughout the season on WCVB-TV Channel 5 in Boston. Indicative of its name, Patriots All Access provides viewers exclusive, behind-the-scenes access and weekly in-depth features on Patriots players and personnel. WCVB's Mike Lynch hosts the program and is joined by head coach Bill Belichick for a weekly chalk talk and also by a Patriots player of the week. Another weekly segment takes a look at what Patriots players do off the field. The show also offers game previews, reviews and comprehensive analysis of every Patriots game.



WCVB-TV Channel 5

Patriots All Access Saturdays at 11:00 a.m. and 7:00 p.m

WBCN PATRIOTS ROCK RADIO NETWORK

For the 10th consecutive season, WBCN is proud to be the flagship station for the Patriots Rock Radio Network. Every Patriots game can be heard on WBCN (104.1 FM) and its network of 34 stations throughout all six New England states. Longtime broadcast tandem Gil Santos and Gino Cappelletti will call all of the action in static-free stereo sound.



FLAGSHIP STATION
WBCN
Boston ★ 104.1 FM



MASSACHUSETTS

WAHL	Athol	99.9 FM
WXTK	Cape Cod	95.1 FM
WSAR	Fall River	1480 AM
WEIM	Fitchburg	1280 AM
WKKB	New Bedford	100.3 FM
WBEC	Pittsfield	1420 AM
WBEC	Pittsfield	95.7 FM
WAQY	Springfield	102.1 FM
WWFX	Worcester	100.1 FM

MAINE

WEBB	Augusta	98.5 FM
WTUL	Augusta	1400 AM
WNSX	Bangor	97.7 FM
WSHK	Kittery	105.3 FM
WBLM	Portland	102.9 FM
WOZI	Presque Isle	101.9 FM

CONNECTICUT

WCCC	Hartford	106.9 FM
WMOS	New London	104.7 FM
WINY	Putnam	1350 AM

NEW HAMPSHIRE

WTSL	Hanover	1400 AM
WZBK	Keene	1220 AM
WBHG	Laconia	101.5 FM
WVRR	Lebanon	101.7 FM
WGIR	Manchester	610 AM
WSAK	Hampton	102.1 FM
WXKL	Concord	1450 AM

RHODE ISLAND

WSKO	Providence	790 AM
WSKO	Providence	99.7 FM

VERMONT

WKVT	Brattleboro	92.7 FM
WCPV	Burlington	101.3 FM
WMXR	Claremont	93.9 FM
WMOO	Derby	92.1 FM
WEXP	Rutland	101.5 FM
W257AUS	Johnsb.	99.3 FM
WSNO	Waterbury	960 AM

PATRIOTS.COM

The official Web site of the New England Patriots offers fans an exciting lineup of daily features and is one of the most advanced and exciting Web sites in all of sports. **Patriots Video News** is a streaming video show broadcast daily on Patriots.com, giving Patriots fans interviews and analysis that picks up where the newspapers and TV reports leave off. **Patriots.com Radio** features six hours of original daily programming beginning at noon ET and allows fans to interact with hosts and guests via phone and email. Besides these features, the site offers daily news updates, press releases, live coverage of all press conferences and much more.



2004 TELEVISION RATINGS

Historically, the Patriots have been at or near the top of the weekly television ratings for the 2.4 million homes in the Boston market. Below is a compilation of this season's ratings along with a historical perspective to show the Patriots' consistent popularity in the Boston market. According to Nielsen Media Research, Boston is the fifth-largest television market in the country, behind New York, Los Angeles, Chicago and Philadelphia.

2004 PATRIOTS TELEVISION RATINGS

Date	Opponent	Rating/Share	Net.	Rk*
Thurs., Sept. 9	Indianapolis	28.1 / 47	ABC	1/1
Sun., Sept. 19	at Arizona	29.6 / 55	CBS	1/1
Sun., Oct. 3	at Buffalo	27.3 / 59	CBS	1/1
Sun., Oct. 10	Miami	28.8 / 61	CBS	1/1
Sun., Oct. 17	Seattle	31.9 / 66	FOX	4/1
Sun., Oct. 24	N.Y. Jets	35.5 / 62	CBS	8/7
Sun., Oct. 31	at Pittsburgh	33.9 / 57	CBS	7/5
Sun., Nov. 7	at St. Louis	33.4 / 56	CBS	1/1
Sun., Nov. 14	Buffalo	32.6 / 50	ESPN	1/1
Mon., Nov. 22	at Kansas City	29.6 / 48	ABC	2/2^
Sun., Nov. 28	Baltimore	38.8 / 60	CBS	1/1
Sun., Dec. 5	at Cleveland	27.4 / 56	CBS	1/1
Sun., Dec. 12	Cincinnati	31.2 / 62	CBS	1/1
Mon., Dec. 20	at Miami	30.0 / 49	ABC	2/2#
Sun., Dec. 26	at N.Y. Jets	30.3 / 54	CBS	1/1
Sun., Jan. 2	San Francisco	30.0 / 59	FOX	1/1
Sun., Jan. 16\$	Indianapolis	41.5 / 64	CBS	1/1

*-Rating and Share rank among all other weekly television programming in the Boston TV market

^--Ranked second only to Nov. 28 game vs. Baltimore, which was played in the same week

#--Ranked second only to Dec. 26 game vs. N.Y. Jets, which was played in the same week

\$--Postseason

RATINGS HISTORY

Season	Rating / Share
2004 Regular Season Average	31.2 / 56
2003 Regular Season Average	26.8 / 51
2003 Postseason Average	47.0 / 72
2002 Regular Season Average	28.5 / 53
2001 Regular Season Average	24.7 / 48
2001 Postseason Average	47.4 / 73

Note: Each ratings point represents one percent of the 2.4 million homes in the Boston TV market.

PATRIOTS MONDAY ON WEEI

Sports Radio 850 WEEI has the exclusive rights to broadcast "Patriots Monday" from Gillette Stadium every week during the season. The daylong programming lineup offers fans unique access from head coach Bill Belichick and quarterback Tom Brady along with appearances by Troy Brown and Richard Seymour, among other star players.

Time (Mondays)	Show	Guest(s)
6:00 – 10:00 a.m.	Dennis and Callahan	Tom Brady
10:00 a.m. – 2:00 p.m.	Dale and Neumy	Stars of the Week
2:00 – 6:00 p.m.	The Big Show	Coach Belichick

PATRIOTS FOOTBALL WEEKLY ON WB56

Join the editorial staff of Patriots Football Weekly for a half-hour Patriots extravaganza every Saturday night on WLVI-TV (WB56). The ultimate studio sports show for the ultimate Patriots fan is patterned like the official team newspaper, aiming to be confrontational and opinionated as the reporters dish about what's ahead for the team, give opponent analysis and offer insider information they've learned from working in the trenches at Gillette Stadium.

WLVI-TV Channel 56

Patriots Football Weekly Every Saturday at 11:00 p.m.



2004 TRANSACTIONS

APRIL, 2004

4/5	Michael Cloud	Re-signed
4/13	Otis Smith	Signed
4/19	Corey Dillon	Acquired via trade (CIN)
4/24	Vince Wilfork	Drafted
	Benjamin Watson	Drafted
	Marquise Hill	Drafted
	Guss Scott	Drafted
4/25	Dexter Reid	Drafted
	Cedric Cobbs	Drafted
	P.K. Sam	Drafted
	Christian Morton	Drafted
4/28	Jeff Burris	Signed
4/29	Eric Alexander	Signed as a rookie free agent
	Quinn Dorsey	Signed as a rookie free agent
	Louis Gachelin	Signed as a rookie free agent
	Randall Gay	Signed as a rookie free agent
	Brian Sawyer	Signed as a rookie free agent
	Cody Scates	Signed as a rookie free agent
	Grant Steen	Signed as a rookie free agent

MAY, 2004

5/2	Ricky Bryant	Signed as a rookie free agent
	Andy Mignery	Signed as a rookie free agent
5/11	Bob Hallen	Signed
5/24	Louis Gachelin	Released

JUNE, 2004

6/8	Terrell Buckley	Signed
	Phillip Crosby	Released
	Sean McDermott	Released
	Frank Moreau	Released
6/22	Dexter Reid	Signed
	DeVonte Peterson	Signed
6/24	Marquise Hill	Signed
6/25	Ryan Atoe	Signed

JULY, 2004

7/7	Otis Smith	Released
7/14	Jason Perry	Released
7/15	Kurt Kittner	Signed
7/19	Jim Miller	Signed
	Vince Wilfork	Signed
7/21	Marquise Walker	Released
7/23	Matt Cercone	Signed
7/25	P.K. Sam	Signed
	Christian Morton	Signed
	Ryan Atoe	Released
	Ricky Bryant	Released
7/27	Zeron Flemister	Signed
7/28	Dwight Johnson	Signed
	James Williams	Signed
7/29	Jeff Burris	Released
7/30	Cedric Cobbs	Signed
	Guss Scott	Signed
	Matt Cercone	Released

AUGUST, 2004

8/1	Ricky Bryant	Signed
8/2	Rodney Bailey	Placed on Reserve / Injured
	Jack Fadule	Released
8/5	Earthwind Moreland	Signed
	Dana Stubblefield	Signed
8/6	Kurt Kittner	Released
	DeVonte Peterson	Released
	James Williams	Released
8/11	Zeron Flemister	Placed on Reserve / Injured
8/16	Benjamin Watson	Signed
8/17	Joel Jacobs	Signed
	Quinn Dorsey	Traded (CHI)
8/23	Fred McCrary	Released
8/25	Andy Mignery	Waived
8/26	J.J. Stokes	Released
8/30	Guss Scott	Placed on Reserve / Injured
	Cody Scates	Released
	Brian Sawyer	Released
8/31	Dana Stubblefield	Placed on Reserve / Injured
	Jim Miller	Released
	Tim Provost	Released

SEPTEMBER, 2004

9/3	Kory Chapman	Signed
	Jim Miller	Signed
	Kliff Kingsbury	Released
	Dwight Johnson	Released
	Earthwind Moreland	Released
	Jamil Soriano	Released
	Lawrence Flugence	Released
	Joel Jacobs	Released
	Grant Steen	Released
	Scott Farley	Released
	Michael Cloud	Released

SEPTEMBER, 2004 (CONT.)

9/5	Matt Chatham	Placed on Reserve/PUP
	Cedric Cobbs	Placed on Reserve/PUP
	Eric Alexander	Released
	Ricky Bryant	Released
	Terrell Buckley	Released
	Kory Chapman	Released
	Je'Rod Cherry	Released
	Chas Gessner	Released
	Michael Jennings	Released
	Justin Kurpeikis	Released
	Malaefou Mackenzie	Released
	Christian Morton	Released
	David Pruce	Released
	Buck Rasmussen	Released
9/6	Eric Alexander	Signed to the practice squad
	Kory Chapman	Signed to the practice squad
	Michael Jennings	Signed to the practice squad
	Justin Kurpeikis	Signed to the practice squad
	Malaefou Mackenzie	Signed to the practice squad
	Christian Morton	Signed to the practice squad
	David Pruce	Signed to the practice squad
	Buck Rasmussen	Signed to the practice squad
	Dana Stubblefield	Released from Reserve / Injured
9/7	Michael Jennings	Released from practice squad
	Russell Stuvaints	Signed to the practice squad
9/8	Bob Hallen	Released
9/10	Michael Jennings	Signed to the practice squad
	Malaefou Mackenzie	Released from practice squad
9/11	Rabih Abdullah	Signed
	Billy Yates	Signed to the practice squad
	David Pruce	Released from practice squad
9/15	Curry Burns	Signed to the practice squad
9/22	Cedric James	Signed to the practice squad
	Earthwind Moreland	Signed to the practice squad
	Michael Jennings	Released from practice squad
	Christian Morton	Released from practice squad
9/29	Jed Weaver	Signed
	Benjamin Watson	Placed on Reserve / Injured

OCTOBER, 2004

10/5	Shawn Mayer	Released
10/6	Je'Rod Cherry	Signed
	Kevin Kasper	Signed
	Adrian Klemm	Placed on Reserve / Injured
10/20	P.K. Sam	Placed on Reserve / Injured
10/24	Matt Chatham	Activated from Reserve / PUP
10/30	Cedric Cobbs	Activated from Reserve / PUP
	Dan Klecko	Placed on Reserve / Injured

NOVEMBER, 2004

11/6	Earthwind Moreland	Signed to active roster
	Tom Ashworth	Placed on Reserve / Injured
11/10	Lance Nimmo	Signed to the practice squad
11/16	Omare Lowe	Signed to the practice squad
	Scott Farley	Released from practice squad
11/22	Justin Kurpeikis	Signed to active roster
	Rabih Abdullah	Waived
11/27	Omare Lowe	Signed to active roster
	Kevin Kasper	Waived
11/29	Omare Lowe	Waived
11/30	Kevin Kasper	Signed

DECEMBER, 2004

12/1	Omare Lowe	Signed to the practice squad
12/3	Marques Sullivan	Signed
	Kevin Kasper	Waived
12/18	Tyrone Poole	Placed on Reserve / Injured
12/20	Eric Alexander	Signed to the active roster
	Omare Lowe	Signed to the active roster
	Marques Sullivan	Waived
12/21	Justin Kurpeikis	Waived
	Omare Lowe	Waived
12/22	Rabih Abdullah	Signed
	Kevin Kasper	Signed
	Justin Kurpeikis	Signed to the practice squad
	Omare Lowe	Signed to the practice squad
12/24	Je'Rod Cherry	Waived
12/25	Omare Lowe	Signed to the active roster
12/28	Omare Lowe	Waived
12/29	Je'Rod Cherry	Re-Signed
	Omare Lowe	Re-Signed to the practice squad

JANUARY, 2005

1/7	Ty Law	Placed on Reserve / Injured
1/10	Hank Poteat	Signed
1/13	Antwan Harris	Signed
	Eric Alexander	Placed on Reserve / Injured
	Mike Solwold	Signed to the practice squad
	Kory Chapman	Released from practice squad
1/17	Kory Chapman	Signed to the practice squad
	Mike Solwold	Released from practice squad



2004 REG. SEASON OFFENSIVE STATISTICS

WON 14, LOST 2

09/09 W 27-24	Indianapolis	68,756
09/19 W 23-12	at Arizona	51,557
10/03 W 31-17	at Buffalo	72,698
10/10 W 24-10	Miami	68,756
10/17 W 30-20	Seattle	68,756
10/24 W 13- 7	New York Jets	68,756
10/31 L 20-34	at Pittsburgh	64,737
11/07 W 40-22	at St. Louis	66,107
11/14 W 29- 6	Buffalo	68,756
11/22 W 27-19	at Kansas City	78,431
11/28 W 24- 3	Baltimore	68,756
12/05 W 42-15	at Cleveland	73,028
12/12 W 35-28	Cincinnati	68,756
12/20 L 28-29	at Miami	73,629
12/26 W 23- 7	at New York Jets	77,975
01/02 W 21- 7	San Francisco	68,756

TOTAL FIRST DOWNS	344	290
Rushing	120	83
Passing	193	177
Penalty	31	30
3rd Down: Made/Att	93/206	81/209
3rd Down Pct.	45.1	38.8
4th Down: Made/Att	4/10	13/30
4th Down Pct.	40.0	43.3
POSSESSION AVG.	31:22	28:38
TOTAL NET YARDS	5722	4972
Avg. Per Game	357.6	310.8
Total Plays	1035	988
Avg. Per Play	5.5	5.0
NET YARDS RUSHING	2134	1572
Avg. Per Game	133.4	98.3
Total Rushes	524	405
NET YARDS PASSING	3588	3400
Avg. Per Game	224.3	212.5
Sacked/Yards Lost	26/162	45/311
Gross Yards	3750	3711
Att./Completions	485/293	538/315
Completion Pct.	60.4	58.6
Had Intercepted	14	20
PUNTS/AVERAGE	56/42.0	69/41.5
NET PUNTING AVG.	56/33.7	69/36.8
PENALTIES/YARDS	101/822	118/1014
FUMBLES/BALL LOST	24/13	31/16
TOUCHDOWNS	49	31
Rushing	15	9
Passing	29	18
Returns	5	4

* SCORE BY PERIODS	Q1	Q2	Q3	Q4	OT	PTS
TEAM	87	159	102	89	0	437
OPPONENTS	55	94	45	66	0	260

* SCORING	TD-Ru	Pa-Rt	K-PAT	FG	S	PTS
Vinatieri	0	0	0	0	48/48	31/33
Dillon	13	12	1	0		0
Graham	7	0	7	0		0
Patten	7	0	7	0		0
Branch	4	0	4	0		0
Faulk	3	2	1	0		0
Givens	3	0	3	0		0
Fauria	2	0	2	0		0
B. Johnson	2	0	1	1		0
Vrabel	2	0	2	0		0
Abdullah	1	1	0	0		0
Brown	1	0	1	0		0
Gay	1	0	0	1		0
Green	1	0	0	1		0
Samuel	1	0	0	1		0
Seymour	1	0	0	1		0
TEAM	49	15	29	5	48/48	31/33
OPPONENTS	31	9	18	4	23/23	15/18
2-Pt. Conversions:	Dillon, TEAM 1-1, OPPONENTS 3-8					
SACKS:	McGinest 9.5, Vrabel 5.5, Colvin 5.0, Seymour 5.0, Green 4.0, Bruschi 3.5, Warren 3.5, Harrison 3.0, Wilfork 2.0, Banta-Cain 1.5, Phifer 1.5, T. Johnson 1.0, TEAM 45.0, OPPONENTS 26.0					

* RUSHING	No.	Yds	Avg	Long	TD
Dillon	345	1635	4.7	44	12
Faulk	54	255	4.7	20	2
Pass	39	141	3.6	19	0
Cobbs	22	50	2.3	13	0
Brady	43	28	0.7	10	0
Abdullah	13	13	1.0	5	1
B. Johnson	2	8	4.0	11	0
Patten	1	5	5.0	5	0
Izzo	1	0	0.0	0	0
Davey	4	-1	-.2	3	0
TEAM	524	2134	4.1	44	15
OPPONENTS	405	1572	3.9	34	9

* RECEIVING	No.	Yds	Avg	Long	TD
Givens	56	874	15.6	50	3
Patten	44	800	18.2	48t	7
Branch	35	454	13.0	26t	4
Graham	30	364	12.1	48	7
Pass	28	215	7.7	22	0
Faulk	26	248	9.5	31t	1
Brown	17	184	10.8	22	1
Fauria	16	195	12.2	25	2
Dillon	15	103	6.9	20	1
B. Johnson	10	174	17.4	48	1
Weaver	8	93	11.6	25	0
Klecko	3	18	6.0	11	0
Watson	2	16	8.0	14	0
Vrabel	2	3	1.5	2t	2
Abdullah	1	9	9.0	9	0
Kasper	0	0	---	0	0
TEAM	293	3750	12.8	50	29
OPPONENTS	315	3711	11.8	65t	18

* INTERCEPTIONS	No.	Yds	Avg	Long	TD
Wilson	4	51	12.8	24	0
Bruschi	3	70	23.3	36	0
Brown	3	22	7.3	17	0
Gay	2	23	11.5	13	0
Harrison	2	12	6.0	12	0
Samuel	1	34	34.0	34t	1
McGinest	1	27	27.0	27	0
Phifer	1	26	26.0	26	0
Poole	1	21	21.0	21	0
Banta-Cain	1	4	4.0	4	0
Law	1	0	0.0	0	0
TEAM	20	290	14.5	36	1
OPPONENTS	14	242	17.3	65	1

* PUNTING	No.	Yds	Avg	Net	TB	In	Lg	B
Jo. Miller	56	2350	42.0	33.7	5	19	69	0
TEAM	56	2350	42.0	33.7	5	19	69	0
OPPONENTS	69	2866	41.5	36.8	5	21	63	0

* PUNT RETURNS	Ret	FC	Yds	Avg	Long	TD
Faulk	20	11	133	6.7	16	0
Brown	12	3	83	6.9	23	0
B. Johnson	4	1	8	2.0	6	0
Poole	2	0	6	3.0	6	0
Branch	1	0	0	0.0	0	0
Gay	1	0	0	0.0	0	0
TEAM	40	15	230	5.8	23	0
OPPONENTS	31	7	365	11.8	71	1

* KICKOFF RETURNS	No.	Yds	Avg	Long	TD
B. Johnson	41	1016	24.8	93t	1
Pass	6	115	19.2	24	0
Faulk	4	73	18.3	24	0
Kasper	3	61	20.3	21	0
Banta-Cain	1	21	21.0	21	0
Patten	1	16	16.0	16	0
Klecko	0	0	---	---	0
TEAM	56	1302	23.3	93t	1
OPPONENTS	86	2003	23.3	98t	1

* FIELD GOALS	1-19	20-29	30-39	40-49	50+
Vinatieri	0/ 0	13/13	7/ 7	11/12	0/1
TEAM	0/ 0	13/13	7/ 7	11/12	0/1
OPPONENTS	1/ 1	5/ 5	5/ 6	2/ 3	2/3

Vinatieri:	(32G,43G) (29G,28G,24G) (42G) (40G,47N) (40G,39G,30G) (41G,27G) (43G,25G) (43G,31G,45G,36G) (27G,24G,20G,45G,37G) (37G,28G) (28G,40G,48G) () () () (28G,29G,50N,26G) ()
OPPONENTS:	(32G,48N) (51G,52G,58N) (33G) (29G) (33G,40G,28G,31G) () (19G,29G) () () (44G,24G) (22G) () () (30G) () (39N)

* PASSING	Att	Cmp	Yds	Cmp%	Yds/Att	TD	TD%	Int	Int%	Long	Sack/Lost	Rating
Brady	474	288	3692	60.8	7.79	28	5.9	14	3.0	50	26/ 162	92.6
Davey	10	4	54	40.0	5.40	0	0.0	0	0.0	20	0/ 0	57.9
Vinatieri	1	1	4	100.0	4.00	1	100.0	0	0.0	4t	0/ 0	122.9
TEAM	485	293	3750	60.4	7.73	29	6.0	14	2.9	50	26/ 162	92.5
OPPONENTS	538	315	3711	58.6	6.90	18	3.3	20	3.7	65t	45/ 311	75.3



2004 REG. SEASON DEFENSIVE STATISTICS

Tackle statistics tabulated from coaching grades

DEFENSIVE STATISTICS											SP. TEAMS					FUMBLES - LOST (24-13)				
Name	TT	UT	A	S/ YL	Int/	Yds	PD	FF	FR		TT	UT	A	FF	FR	Own				
																No.	Lost	Rec.	O.B.	
Rodney Harrison	138	96	42	3.0	33.0	2	12	8	3	-	12	6	6	-	-	Tom Brady	7	5	1	0
Tedy Bruschi	128	84	44	3.5	35.0	3	70	6	3	-	4	3	1	-	-	Corey Dillon	5	4	1	0
Ted Johnson	112	74	38	1.0	10.0	-	-	1	1	-	-	-	-	-	-	Kevin Faulk	2	1	1	0
Mike Vrabel	76	59	17	5.5	48.5	-	-	3	-	-	5	4	1	-	-	Deion Branch	1	1	1	0
Eugene Wilson	67	51	16	-	-	4	51	7	3	2	4	2	2	-	-	Dan Klecko	1	1	0	0
Richard Seymour	67	37	30	5.0	30.0	-	-	1	1	1	-	-	-	-	-	Cedric Cobbs	1	1	0	0
Ty Warren	64	46	18	3.5	22.5	-	-	1	2	-	-	-	-	-	-	Troy Brown	1	0	1	1
Willie McGinest	61	43	18	9.5	55.5	1	27	6	2	1	-	-	-	-	-	Randall Gay	1	0	0	0
Vince Wilfork	57	35	22	2.0	11.0	-	-	3	-	2	-	-	-	-	-	Patrick Pass	1	0	0	0
Roman Phifer	50	34	16	1.5	9.5	1	26	2	-	1	-	-	-	-	-	Tyrone Poole	1	0	0	1
Randall Gay	38	34	4	-	-	2	23	6	-	2	-	-	-	-	-	Bethel Johnson	2	0	1	1
Rosevelt Colvin	38	20	18	5.0	30.5	-	-	1	1	-	-	-	-	-	-	Dan Koppen	1	0	0	1
Asante Samuel	34	32	2	-	-	1	34	12	2	-	-	-	-	-	-	Christian Fauria	0	0	1	0
Keith Traylor	33	23	10	-	-	-	-	-	-	-	-	-	-	-	-	Totals	24	13	7	4
Jarvis Green	28	18	10	4.0	22.0	-	-	1	1	3	-	-	-	-	-	BLOCKED KICKS				
Ty Law	26	25	1	-	-	1	0	3	-	-	-	-	-	-	-	XP	FG	P		
Troy Brown	17	15	2	-	-	3	22	5	-	-	-	-	-	-	-	Totals	0	0	0	
Tyrone Poole	17	14	3	-	-	1	21	3	-	-	0	0	0	1	-	MISC. OFFENSIVE STATS				
Don Davis	17	11	6	-	-	-	-	1	-	-	19	7	12	-	-	Tkl	Ast	FF	FR	
Earthwind Moreland	13	13	0	-	-	-	-	-	-	1	2	2	0	-	-	David Givens	5	0	0	0
Tully Banta-Cain	11	6	5	1.5	3.5	1	4	1	-	1	23	15	8	-	-	Stephen Neal	4	0	0	0
Dexter Reid	9	4	5	-	-	-	-	2	1	1	16	10	6	-	-	Daniel Graham	3	0	0	0
Larry Izzo	1	1	0	-	-	-	-	-	-	-	28	18	10	-	-	Kevin Faulk	2	0	1	0
Patrick Pass	1	1	0	-	-	-	-	-	-	-	11	8	3	-	-	Tom Brady	2	0	0	0
Ethan Kelley	1	1	0	-	-	-	-	-	-	-	-	-	-	-	-	Kevin Kasper	1	0	0	0
Je'Rod Cherry	1	0	1	-	-	-	-	-	-	-	13	7	6	-	-	Dan Koppen	1	0	0	0
Rabih Abdullah	0	0	0	-	-	-	-	-	-	-	11	7	4	-	-	Bethel Johnson	1	0	0	0
Matt Chatham	0	0	0	-	-	-	-	-	-	-	6	2	4	-	-	David Patten	2	0	0	0
Justin Kurpeikis	0	0	0	-	-	-	-	-	-	-	6	2	4	-	-	Totals	21	0	1	0
Shawn Mayer	0	0	0	-	-	-	-	-	-	-	4	2	2	-	-					
Kevin Kasper	0	0	0	-	-	-	-	-	-	-	4	2	2	-	-					
Dan Klecko	0	0	0	-	-	-	-	-	-	-	3	2	1	-	-					
Adam Vinatieri	0	0	0	-	-	-	-	-	-	-	2	2	0	-	-					
Cedric Cobbs	0	0	0	-	-	-	-	-	-	-	2	1	1	-	-					
Eric Alexander	0	0	0	-	-	-	-	-	-	-	2	1	1	-	-					
David Givens	0	0	0	-	-	-	-	-	-	-	1	0	1	-	-					
Lonie Paxton	0	0	0	-	-	-	-	-	-	-	1	0	1	1	-					
Totals	1105	777	328	45.0	311.0	20	290	73	20	15	179	103	76	2	0					

LEGEND

TT- Total Tackles

UT- Unassisted Tackles

A- Assists

S/Yds- Sacks/Yards Lost

I/Ret.- Interceptions/Return Yards

PD- Pass Defensed

FF- Forced Fumbles

FR- Fumbles Recovered

Tack. T.O. - Tackles off Turnovers

O.B. - Out of Bounds



2004 POSTSEASON OFFENSIVE STATISTICS

WON 1, LOST 0

01/16 W 20- 3 Indianapolis 68,756
01/23 at Pittsburgh

	N.E.	Opp.
TOTAL FIRST DOWNS	21	18
Rushing	11	0
Passing	9	17
Penalty	1	1
3rd Down: Made/Att	8/15	6/12
3rd Down Pct.	53.3	50.0
4th Down: Made/Att	0/0	0/0
4th Down Pct.	0.0	0.0
POSSESSION AVG.	37:43	22:17
TOTAL NET YARDS	325	276
Avg. Per Game	325.0	276.0
Total Plays	69	58
Avg. Per Play	4.7	4.8
NET YARDS RUSHING	210	46
Avg. Per Game	210.0	46.0
Total Rushes	39	15
NET YARDS PASSING	115	230
Avg. Per Game	115.0	230.0
Sacked/Yards Lost	3/29	1/8
Gross Yards	144	238
Att./Completions	27/18	42/27
Completion Pct.	66.7	64.3
Had Intercepted	0	1
PUNTS/AVERAGE	5/39.0	6/40.7
NET PUNTING AVG.	5/31.0	6/36.0
PENALTIES/YARDS	5/35	4/44
FUMBLES/BALL LOST	0/0	3/2
TOUCHDOWNS	2	0
Rushing	1	0
Passing	1	0
Returns	0	0

* SCORE BY PERIODS	Q1	Q2	Q3	Q4	OT	PTS
TEAM	0	6	7	7	0	20
OPPONENTS	0	3	0	0	0	3

* SCORING	TD-Ru-Pa-Rt	K-PAT	FG	S	PTS
Vinatieri	0 0 0 0	2/ 2	2/ 2	0	8
Brady	1 1 0 0			0	6
Givens	1 0 1 0			0	6
TEAM	2 1 1 0	2/ 2	2/ 2	0	20
OPPONENTS	0 0 0 0	0/ 0	1/ 1	0	3

2-Pt. Conversions: TEAM 0-0, OPPONENTS 0-0

SACKS: Vrabel 1.0, TEAM 1.0, OPPONENTS 3.0

* RUSHING	No.	Yds	Avg	Long	TD
Dillon	23	144	6.3	42	0
Faulk	11	56	5.1	13	0
Brady	4	6	1.5	3	1
Branch	1	4	4.0	4	0
TEAM	39	210	5.4	42	1
OPPONENTS	15	46	3.1	7	0

* RECEIVING	No.	Yds	Avg	Long	TD
Dillon	5	17	3.4	9	0
Givens	4	26	6.5	9	1
Brown	2	13	6.5	10	0
Fauria	1	17	17.0	17	0
Branch	1	15	15.0	15	0
Pass	1	14	14.0	14	0
Patten	1	12	12.0	12	0
Faulk	1	11	11.0	11	0
Graham	1	10	10.0	10	0
B. Johnson	1	9	9.0	9	0
TEAM	18	144	8.0	17	1
OPPONENTS	27	238	8.8	18	0

* INTERCEPTIONS	No.	Yds	Avg	Long	TD
Harrison	1	9	9.0	9	0
TEAM	1	9	9.0	9	0
OPPONENTS	0	0	---	---	0

* PUNTING	No.	Yds	Avg	Net	TB	In	Lg	B
Jo. Miller	5	195	39.0	31.0	2	2	52	0
TEAM	5	195	39.0	31.0	2	2	52	0
OPPONENTS	6	244	40.7	36.0	0	3	54	0

* PUNT RETURNS	Ret	FC	Yds	Avg	Long	TD
Brown	2	2	28	14.0	20	0
TEAM	2	2	28	14.0	20	0
OPPONENTS	0	0	0	---	---	0

* KICKOFF RETURNS	No.	Yds	Avg	Long	TD
Bruschi	1	15	15.0	15	0
TEAM	1	15	15.0	15	0
OPPONENTS	4	58	14.5	24	0

* FIELD GOALS	1-19	20-29	30-39	40-49	50+
Vinatieri	0/ 0	1/ 1	1/ 1	0/ 0	0/0
TEAM	0/ 0	1/ 1	1/ 1	0/ 0	0/0
OPPONENTS	0/ 0	1/ 1	0/ 0	0/ 0	0/0

Vinatieri: (24G,31G)

TEAM: (24G,31G)

OPPONENTS: (23G)

* PASSING	Att	Cmp	Yds	Cmp%	Yds/Att	TD	TD%	Int	Int%	Long	Sack/Lost	Rating
Brady	27	18	144	66.7	5.33	1	3.7	0	0.0	17	3/ 29	92.2
TEAM	27	18	144	66.7	5.33	1	3.7	0	0.0	17	3/ 29	92.2
OPPONENTS	42	27	238	64.3	5.67	0	0.0	1	2.4	18	1/ 8	69.3



2004 POSTSEASON DEFENSIVE STATISTICS

DEFENSIVE STATISTICS											SP. TEAMS					FUMBLES - LOST (0-0)				
Name	TT	UT	A	S/ YL	Int/	Yds	PD	FF	FR		TT	UT	A	FF	FR	Own				
Rodney Harrison	11	9	2	-	-	1	9	1	1	-	-	-	-	-	-	No.	Lost	Rec.	O.B.	
Mike Vrabel	8	6	2	1.0	8.0	-	-	-	1	-	-	-	-	-	-	Totals0000				
Tedy Bruschi	8	5	3	-	-	-	-	-	1	2	-	-	-	-	-					
Randall Gay	5	5	0	-	-	-	-	-	-	-	-	-	-	-	-					
Roman Phifer	3	3	0	-	-	-	-	-	-	-	-	-	-	-	-					
Asante Samuel	3	3	0	-	-	-	-	-	-	-	-	-	-	-	-					
Troy Brown	3	2	1	-	-	-	-	-	-	-	-	-	-	-	-					
Willie McGinest	2	2	0	-	-	-	-	2	-	-	-	-	-	-	-					
Vince Wilfork	2	2	0	-	-	-	-	-	-	-	-	-	-	-	-					
Ty Warren	2	1	1	-	-	-	-	-	-	-	-	-	-	-	-					
Jarvis Green	2	1	1	-	-	-	-	-	-	-	-	-	-	-	-					
Dexter Reid	2	1	1	-	-	-	-	-	-	-	1	1	0	-	-					
Je'Rod Cherry	1	1	0	-	-	-	-	-	-	-	1	1	0	-	-					
Eugene Wilson	1	0	1	-	-	-	-	1	-	-	-	-	-	-	-					
Tully Banta-Cain	0	0	0	-	-	-	-	-	-	-	1	1	0	-	-					
Larry Izzo	0	0	0	-	-	-	-	-	-	-	1	1	0	-	-					
Matt Chatham	0	0	0	-	-	-	-	-	-	-	2	0	2	-	-					
Totals	53	41	12	1.0	8.0	1	9	4	3	2	6	4	2	0	0					

LEGEND

TT- Total Tackles

UT- Unassisted Tackles

A- Assists

S/Yds- Sacks/Yards Lost

I/Ret.- Interceptions/Return Yards

PD- Pass Defensed

FF- Forced Fumbles

FR- Fumbles Recovered

Tack. T.O. - Tackles off Turnovers

O.B. - Out of Bounds



HOW THE PATRIOTS WERE BUILT

<u>YEAR</u>	<u>DRAFTEES (26)</u>	<u>VETERAN FREE AGENTS (19)</u>	<u>WAIVERS (1) / TRADES (1)</u>	<u>ROOKIE AND FIRST-YEAR FREE AGENTS (6)</u>
1993	Troy Brown (8)			
1994	Willie McGinest (1)			
1995	Ted Johnson (2)			
1996	Tedy Bruschi (3)			Adam Vinatieri (fa)
1997				
1998				
1999	Kevin Faulk (2)			
2000	Antwan Harris (6a) Tom Brady (6b) Patrick Pass (7b)	Joe Andruzzi (fa) (G.B.)	Matt Chatham (fa) (cw-STL)	Lonie Paxton (fa)
2001	Richard Seymour (1) Matt Light (2)	Je'Rod Cherry (2) (PHI) Larry Izzo (fa) (MIA)* David Patten (fa) (CLE) * Roman Phifer (2) (NYJ) Mike Vrabel (3) (PIT)*		Stephen Neal (fa)
2002	Daniel Graham (1) Deion Branch (2) Rohan Davey (4a) Jarvis Green (4b) David Givens (7b)	Christian Fauria (2) (SEA)*		Russ Hochstein (5)
2003	Ty Warren (1) Eugene Wilson (2a) Bethel Johnson (2b) Asante Samuel (4b) Dan Koppen (5) Tully Banta-Cain (7b) Ethan Kelley (7c)	Rosevelt Colvin (4) (CHI)* Don Davis (fa) (STL)* Brandon Gorin (7) Rodney Harrison (5) (SD)		Gene Mruczkowski (fa)
2004	Vince Wilfork (1) Marquise Hill (2) Dexter Reid (4a) Cedric Cobbs (4b)	Rabih Abdullah (fa) (CHI) Kevin Kasper (6) (ARZ) Jim Miller (6) (TB) Josh Miller (fa) (PIT) Earthwind Moreland (fa) (CLE) Hank Poteat (3) (CAR) Keith Traylor (3) (CHI)* Jed Weaver (7) (DEN)	Corey Dillon (2) (tr-CIN)	Randall Gay (fa)
				<u>RESERVE / INJURED (11)</u> Eric Alexander (FA-04) Tom Ashworth (FA-01) Rodney Bailey (RFA-04) Zeron Flemister (UFA-04) Dan Klecko (D4a-03) Adrian Klemm (D2-00) Ty Law (D1-95) Tyrone Poole (UFA-03) P.K. Sam (D5-04) Guss Scott (D3-04) Benjamin Watson (D1b-04)

* Unrestricted Free Agent
 ^ Restricted Free Agent
 (#) - indicates round drafted
 (fa) - indicates non-drafted free agents



UNOFFICIAL DEPTH CHART

Unofficial depth chart compiled by Patriots Media Relations, Jan. 18, 2005

OFFENSE

WR:	87 David Givens (15/12/0/1)	86 David Patten (16/11/0/0)	10 Kevin Kasper (8/0/0/1)
LT:	72 Matt Light (16/16/0/0)	76 Brandon Gorin (14/10/0/2)	
LG:	63 Joe Andruzzi (16/16/0/0)	71 Russ Hochstein (16/2/0/0)	
C:	67 Dan Koppen (16/16/0/0)	<u>64 Gene Mruczkowski (10/0/0/6)</u>	
RG:	61 Stephen Neal (16/14/0/0)	63 Joe Andruzzi (16/16/0/0)	
RT:	76 Brandon Gorin (14/10/0/2)	71 Russ Hochstein (16/2/0/0)	
TE:	82 Daniel Graham (14/14/0/2)	88 Christian Fauria (16/10/0/0)	85 Jed Weaver (10/1/2/2)
WR:	83 Deion Branch (9/9/0/7)	80 Troy Brown (12/0/0/4)	81 Bethel Johnson (13/1/0/3)
QB:	12 Tom Brady (16/16/0/0)	6 Rohan Davey (4/0/12/0)	13 Jim Miller (0/0/0/16)
RB:	28 Corey Dillon (15/14/0/1)	33 Kevin Faulk (11/1/0/5)	<u>34 Cedric Cobbs (4/0/1/5)</u>
FB:	35 Patrick Pass (14/4/0/2)	27 Rabih Abdullah (9/0/0/1)	

DEFENSE

LE:	94 Ty Warren (16/16/0/0)	<u>91 Marquise Hill (1/0/2/13)</u>	
NT:	98 Keith Traylor (16/10/0/0)	<u>75 Vince Wilfork (16/6/0/0)</u>	<u>99 Ethan Kelley (1/0/0/15)</u>
RE:	93 Richard Seymour (15/15/0/1)	97 Jarvis Green (16/1/0/0)	
OLB:	50 Mike Vrabel (16/15/0/0)	48 Tully Banta-Cain (16/0/0/0)	58 Matt Chatham (5/0/0/6)
ILB:	54 Tedy Bruschi (16/16/0/0)	51 Don Davis (16/2/0/0)	53 Larry Izzo (16/0/0/0)
ILB:	52 Ted Johnson (16/15/0/0)	95 Roman Phifer (13/1/0/3)	
OLB:	55 Willie McGinest (16/16/0/0)	59 Rosevelt Colvin (16/1/0/0)	
LCB:	<u>21 Randall Gay (15/9/0/1)</u>	26 Eugene Wilson (15/14/0/1)	31 Hank Poteat (0/0/0/0)
RCB:	22 Asante Samuel (13/8/1/2)	80 Troy Brown (12/0/0/4)	29 Earthwind Moreland (9/2/0/0)
FS:	26 Eugene Wilson (15/14/0/1)	<u>42 Dexter Reid (13/2/0/3)</u>	45 Antwan Harris (0/0/0/0)
SS:	37 Rodney Harrison (16/16/0/0)	30 Je'Rod Cherry (12/0/0/0)	

SPECIAL TEAMS

K:	4 Adam Vinatieri (16/0/0/0)	8 Josh Miller (16/0/0/0)	
P:	8 Josh Miller (16/0/0/0)	4 Adam Vinatieri (16/0/0/0)	
H:	8 Josh Miller (16/0/0/0)	12 Tom Brady (16/16/0/0)	
PR:	80 Troy Brown (12/0/0/4)	81 Bethel Johnson (13/1/0/3)	33 Kevin Faulk (11/1/0/5)
KR:	81 Bethel Johnson (13/1/0/3)	33 Kevin Faulk (11/1/0/5)	35 Patrick Pass (14/4/0/2) 10 Kevin Kasper (8/0/0/1)
LS:	66 Lonie Paxton (16/0/0/0)	71 Russ Hochstein (16/2/0/0)	

Rookie and first-year players are underlined

PATRIOTS PRONUNCIATION GUIDE

Rabih Abdullah	RAH-bee	Bethel Johnson	BETH-ull
Tedy Bruschi	BREW-ski	Dan Koppen.....	COPE-en
Christian Fauria	FOUR-ee-ay	Gene Mruczkowski	merch-KOWSKI
Russ Hochstein	HOKE-stine	Adam Vinatieri	vin-a-TERRY



2004 ROSTER BY POSITION

#NAME	POS	HT	WT	BORN	YR	COLLEGE	H.S. HOMETOWN
DEFENSIVE LINE (7)							
97 Green, Jarvis	DL	6-3	290	01/12/79	3	Louisiana State	Donaldsonville, La.
91 Hill, Marquise	DL	6-6	297	08/07/82	R	Louisiana State	New Orleans, La.
99 Kelley, Ethan	DT	6-2	303	02/12/80	1	Baylor	Sugar Land, Texas
93 Seymour, Richard	DL	6-6	310	10/06/79	4	Georgia	Gadsden, S.C.
98 Traylor, Keith	DT	6-2	340	09/03/69	13	Central State (Okla.)	Little Rock, Ark.
94 Warren, Ty	DL	6-5	300	02/06/81	2	Texas A&M	Bryan, Texas
75 Wilfork, Vince	DL	6-2	325	11/04/81	R	Miami (Fla.)	Boynton Beach, Fla.
LINEBACKER (10)							
48 Banta-Cain, Tully	LB	6-2	250	08/28/80	2	California	Sunnyvale, Calif.
54 Bruschi, Tedy	LB	6-1	247	06/09/73	9	Arizona	Roseville, Calif.
58 Chatham, Matt	LB	6-4	250	06/28/77	5	South Dakota	Sioux City, Iowa
59 Colvin, Rosevelt	LB	6-3	250	09/05/77	6	Purdue	Indianapolis, Ind.
51 Davis, Don	LB	6-1	235	12/17/72	9	Kansas	Olathe, Kan.
53 Izzo, Larry	LB	5-10	228	09/26/74	9	Rice	Houston, Texas
52 Johnson, Ted	LB	6-4	253	12/04/72	10	Colorado	Alameda, Calif.
55 McGinest, Willie	LB	6-5	270	12/11/71	11	Southern California	Long Beach, Calif.
95 Phifer, Roman	LB	6-2	248	03/05/68	14	UCLA	Pineville, N.C.
50 Vrabel, Mike	LB	6-4	261	08/14/75	8	Ohio State	Akron, Ohio
DEFENSIVE BACK (9)							
30 Cherry, Je'Rod	DB	6-1	210	05/30/73	9	California	Berkeley, Calif.
21 Gay, Randall	CB	5-11	186	05/05/82	R	Louisiana State	Brusly, La.
45 Harris, Antwan	DB	5-9	194	05/29/77	5	Virginia	Raleigh, N.C.
37 Harrison, Rodney	S	6-1	220	12/15/72	11	Western Illinois	Chicago, Ill.
29 Moreland, Earthwind	CB	5-10	182	06/13/77	3	Georgia Southern	Atlanta, Ga.
31 Poteat, Hank	CB	5-10	192	08/30/77	4	Pittsburgh	Harrisburg, Pa.
42 Reid, Dexter	S	5-11	203	03/18/81	R	North Carolina	Norfolk, Va.
22 Samuel, Asante	CB	5-10	185	01/06/81	2	Central Florida	Ft. Lauderdale, Fla.
26 Wilson, Eugene	DB	5-10	195	08/17/80	2	Illinois	Merrillville, Ind.
OFFENSIVE LINE (7)							
63 Andruzzi, Joe	G	6-3	312	08/23/75	8	S. Connecticut State	Staten Island, N.Y.
76 Gorin, Brandon	T	6-6	308	07/17/78	3	Purdue	Muncie, Ind.
71 Hochstein, Russ	G	6-4	305	10/07/77	4	Nebraska	Hartington, Neb.
67 Koppen, Dan	C	6-2	296	09/12/79	2	Boston College	Whitehall, Pa.
72 Light, Matt	T	6-4	305	06/23/78	4	Purdue	Greenville, Ohio
64 Mruczkowski, Gene	G/C	6-2	305	06/06/80	2	Purdue	Cleveland, Ohio
61 Neal, Stephen	G	6-4	305	10/09/76	3	Cal State-Bakersfield	San Diego, Calif.
QUARTERBACK (3)							
12 Brady, Tom	QB	6-4	225	08/03/77	5	Michigan	San Mateo, Calif.
6 Davey, Rohan	QB	6-2	245	04/14/78	3	Louisiana State	Miami, Fla.
13 Miller, Jim	QB	6-2	225	02/09/71	10	Michigan State	Waterford, Mich.
WIDE RECEIVER (6)							
83 Branch, Deion	WR	5-9	193	07/18/79	3	Louisville	Albany, Ga.
80 Brown, Troy	WR	5-10	196	07/02/71	12	Marshall	Blackville, S.C.
87 Givens, David	WR	6-0	215	08/16/80	3	Notre Dame	Humble, Texas
81 Johnson, Bethel	WR	5-11	200	02/11/79	2	Texas A&M	Corsicana, Texas
10 Kasper, Kevin	WR	6-1	202	12/23/77	4	Iowa	Hinsdale, Ill.
86 Patten, David	WR	5-10	190	08/19/74	8	Western Carolina	Hopkins, S.C.
RUNNING BACK (4)							
27 Abdullah, Rabih	RB	6-0	235	04/27/75	7	Lehigh	Roselle, N.J.
34 Cobbs, Cedric	RB	6-0	225	01/09/81	R	Arkansas	Little Rock, Ark.
28 Dillon, Corey	RB	6-1	225	10/24/74	8	Washington	Seattle, Wash.
33 Faulk, Kevin	RB	5-8	202	06/05/76	6	Louisiana State	Carencro, La.
FULLBACK (1)							
35 Pass, Patrick	FB	5-10	217	12/31/77	5	Georgia	Tucker, Ga.
TIGHT END (3)							
88 Fauria, Christian	TE	6-4	250	09/22/71	10	Colorado	Encino, Calif.
82 Graham, Daniel	TE	6-3	257	11/16/78	3	Colorado	Denver, Colo.
85 Weaver, Jed	TE	6-4	258	08/11/76	6	Oregon	Redmond, Ore.
SPECIALISTS (3)							
8 Miller, Josh	P	6-4	220	07/14/70	9	Arizona	Rockaway, N.Y.
66 Paxton, Lonie	LS	6-2	260	03/13/78	5	Sacramento State	Corona, Calif.
4 Vinatieri, Adam	K	6-0	202	12/28/72	9	South Dakota State	Rapid City, S.D.
RESERVE / INJURED (11)							
49 Alexander, Eric	LB	6-2	240	02/08/82	R	Louisiana State	Port Arthur, Texas
68 Ashworth, Tom	T	6-6	305	10/10/77	3	Colorado	Englewood, Colo.
96 Bailey, Rodney	DL	6-3	305	10/07/79	4	Ohio State	Cleveland, Ohio
46 Flemister, Zeron	TE	6-4	250	09/08/76	5	Iowa	Sioux City, Iowa
90 Klecko, Dan	DL/LB	5-11	283	01/12/81	2	Temple	Colts Neck, N.J.
70 Klemm, Adrian	T	6-3	312	05/21/77	5	Hawaii	Los Angeles, Calif.
24 Law, Ty	CB	5-11	200	02/10/74	10	Michigan	Aliquippa, Pa.
38 Poole, Tyrone	CB	5-8	188	02/03/72	9	Fort Valley State	LaGrange, Ga.
14 Sam, P.K.	WR	6-3	210	02/26/83	R	Florida State	Buford, Ga.
39 Scott, Guss	S	5-10	205	05/21/82	R	Florida	Jacksonville, Fla.
84 Watson, Benjamin	TE	6-3	253	12/18/80	R	Georgia	Rock Hill, S.C.



2004 ALPHABETICAL ROSTER

January 17, 2005

#	NAME	POS	HT	WT	BORN	YR	COLLEGE	H.S. HOMETOWN
27	Abdullah, Rabih	RB	6-0	235	04/27/75	7	Lehigh	Roselle, N.J.
63	Andruzzi, Joe	G	6-3	312	08/23/75	8	Southern Connecticut St.	Staten Island, N.Y.
48	Banta-Cain, Tully	LB	6-2	250	08/28/80	2	California	Sunnyvale, Calif.
12	Brady, Tom	QB	6-4	225	08/03/77	5	Michigan	San Mateo, Calif.
83	Branch, Deion	WR	5-9	193	07/18/79	3	Louisville	Albany, Ga.
80	Brown, Troy	WR	5-10	196	07/02/71	12	Marshall	Blackville, S.C.
54	Bruschi, Teddy	LB	6-1	247	06/09/73	9	Arizona	Roseville, Calif.
58	Chatham, Matt	LB	6-4	250	06/28/77	5	South Dakota	Sioux City, Iowa
30	Cherry, Je'Rod	DB	6-1	210	05/30/73	9	California	Berkeley, Calif.
34	Cobbs, Cedric	RB	6-0	225	01/09/81	R	Arkansas	Little Rock, Ark.
59	Colvin, Rosevelt	LB	6-3	250	09/05/77	6	Purdue	Indianapolis, Ind.
6	Davey, Rohan	QB	6-2	245	04/14/78	3	Louisiana State	Miami, Fla.
51	Davis, Don	LB	6-1	235	12/17/72	9	Kansas	Olathe, Kan.
28	Dillon, Corey	RB	6-1	225	10/24/74	8	Washington	Seattle, Wash.
33	Faulk, Kevin	RB	5-8	202	06/05/76	6	Louisiana State	Carencro, La.
88	Fauria, Christian	TE	6-4	250	09/22/71	10	Colorado	Encino, Calif.
21	Gay, Randall	CB	5-11	186	05/05/82	R	Louisiana State	Brusly, La.
87	Givens, David	WR	6-0	215	08/16/80	3	Notre Dame	Humble, Texas
76	Gorin, Brandon	T	6-6	308	07/17/78	3	Purdue	Muncie, Ind.
82	Graham, Daniel	TE	6-3	257	11/16/78	3	Colorado	Denver, Colo.
97	Green, Jarvis	DL	6-3	290	01/12/79	3	Louisiana State	Donaldsonville, La.
45	Harris, Antwan	DB	5-9	194	05/29/77	5	Virginia	Raleigh, N.C.
37	Harrison, Rodney	S	6-1	220	12/15/72	11	Western Illinois	Chicago, Ill.
91	Hill, Marquise	DE	6-6	300	08/07/82	R	Louisiana State	New Orleans, La.
71	Hochstein, Russ	G	6-4	305	10/07/77	4	Nebraska	Hartington, Neb.
53	Izzo, Larry	LB	5-10	228	09/26/74	9	Rice	Houston, Texas
81	Johnson, Bethel	WR	5-11	200	02/11/79	2	Texas A&M	Corsicana, Texas
52	Johnson, Ted	LB	6-4	253	12/04/72	10	Colorado	Alameda, Calif.
10	Kasper, Kevin	WR	6-1	202	12/23/77	4	Iowa	Hinsdale, Ill.
99	Kelley, Ethan	DT	6-2	310	02/12/80	1	Baylor	Sugar Land, Texas
67	Koppen, Dan	C	6-2	296	09/12/79	2	Boston College	Whitehall, Pa.
72	Light, Matt	T	6-4	305	06/23/78	4	Purdue	Greenville, Ohio
55	McGinest, Willie	LB	6-5	270	12/11/71	11	Southern California	Long Beach, Calif.
13	Miller, Jim	QB	6-2	225	02/09/71	10	Michigan State	Waterford, Mich.
8	Miller, Josh	P	6-4	225	07/14/70	9	Arizona	Rockaway, N.Y.
29	Moreland, Earthwind	CB	5-10	182	06/13/77	3	Georgia Southern	Atlanta, Ga.
64	Mruczkowski, Gene	G/C	6-2	305	06/06/80	2	Purdue	Cleveland, Ohio
61	Neal, Stephen	G	6-4	305	10/09/76	3	Cal State-Bakersfield	San Diego, Calif.
35	Pass, Patrick	FB	5-10	217	12/31/77	5	Georgia	Tucker, Ga.
86	Patten, David	WR	5-10	190	08/19/74	8	Western Carolina	Hopkins, S.C.
66	Paxton, Lonie	LS	6-2	260	03/13/78	5	Sacramento State	Corona, Calif.
95	Phifer, Roman	LB	6-2	248	03/05/68	14	UCLA	Pineville, N.C.
31	Poteat, Hank	CB	5-10	192	08/30/77	4	Pittsburgh	Harrisburg, Pa.
42	Reid, Dexter	S	5-11	203	03/18/81	R	North Carolina	Norfolk, Va.
22	Samuel, Asante	CB	5-10	185	01/06/81	2	Central Florida	Ft. Lauderdale, Fla.
93	Seymour, Richard	DL	6-6	310	10/06/79	4	Georgia	Gadsden, S.C.
98	Traylor, Keith	DT	6-2	340	09/03/69	13	Central State (Okla.)	Little Rock, Ark.
4	Vinatieri, Adam	K	6-0	202	12/28/72	9	South Dakota State	Rapid City, S.D.
50	Vrabel, Mike	LB	6-4	261	08/14/75	8	Ohio State	Akron, Ohio
94	Warren, Ty	DL	6-5	300	02/06/81	2	Texas A&M	Bryan, Texas
85	Weaver, Jed	TE	6-4	258	08/11/76	6	Oregon	Redmond, Ore.
75	Wilfork, Vince	DL	6-2	325	11/04/81	R	Miami (Fla.)	Boynton Beach, Fla.
26	Wilson, Eugene	DB	5-10	195	08/17/80	2	Illinois	Merrillville, Ind.

RESERVE / INJURED

49	Alexander, Eric	LB	6-2	240	02/08/82	R	Louisiana State	Port Arthur, Texas
68	Ashworth, Tom	T	6-6	305	10/10/77	3	Colorado	Englewood, Colo.
96	Bailey, Rodney	DL	6-3	305	10/07/79	4	Ohio State	Cleveland, Ohio
46	Flemister, Zeron	TE	6-4	250	09/08/76	5	Iowa	Sioux City, Iowa
90	Klecko, Dan	DL/LB	5-11	275	01/12/81	2	Temple	Colts Neck, N.J.
70	Klemm, Adrian	T	6-3	312	05/21/77	5	Hawaii	Los Angeles, Calif.
24	Law, Ty	CB	5-11	200	02/10/74	10	Michigan	Aliquippa, Pa.
38	Poole, Tyrone	CB	5-8	188	02/03/72	9	Fort Valley State	LaGrange, Ga.
14	Sam, P.K.	WR	6-3	210	02/26/83	R	Florida State	Buford, Ga.
39	Scott, Guss	S	5-10	205	05/21/82	R	Florida	Jacksonville, Fla.
84	Watson, Benjamin	TE	6-3	253	12/18/80	R	Georgia	Rock Hill, S.C.

HEAD COACH: BILL BELICHICK

ASSISTANTS: Romeo Crennel, Defensive Coordinator; Brian Daboll, Wide Receivers; Jeff Davidson, Assistant Offensive Line/Tight Ends; Ivan Fears, Running Backs; Pepper Johnson, Defensive Line; Eric Mangini, Defensive Backs; Josh McDaniels, Quarterbacks; Matt Patricia, Coaching Assistant; Markus Paul, Assistant Strength and Conditioning; Dean Pees, Linebackers; Dante Scarnecchia, Assistant Head Coach/Offensive Line; Brad Seely, Special Teams; Cory Undlin, Coaching Assistant; Charlie Weis, Offensive Coordinator; Mike Woicik, Strength and Conditioning.



2004 NUMERICAL ROSTER

#	NAME	POS	HT	WT	AGE	YR	COLLEGE	HOW ACQ.	P/S/D/I
4	Adam Vinatieri	K	6-0	202	32	9	South Dakota State	FA-96	16/0/0/0
6	Rohan Davey	QB	6-2	245	26	3	Louisiana State	D4a-02	4/0/12/0
8	Josh Miller	P	6-4	225	34	9	Arizona	FA (PIT)-04	16/0/0/0
10	Kevin Kasper	WR	6-1	202	27	4	Iowa	FA (ARZ)-04	8/0/0/1
12	Tom Brady	QB	6-4	225	27	5	Michigan	D6b-00	16/16/0/0
13	Jim Miller	QB	6-2	225	33	10	Michigan State	FA-04	0/0/0/16
21	Randall Gay	CB	5-11	186	22	R	Louisiana State	FA-04	15/9/0/1
22	Asante Samuel	CB	5-10	185	24	2	Central Florida	D4b-03	13/8/1/2
26	Eugene Wilson	DB	5-10	195	24	2	Illinois	D2a-03	15/14/0/1
27	Rabih Abdullah	RB	6-0	235	29	7	Lehigh	FA (CHI)-04	9/0/0/1
28	Corey Dillon	RB	6-1	225	30	8	Washington	TR (CIN)-04	15/14/0/1
29	Earthwind Moreland	CB	5-10	182	27	3	Georgia Southern	FA-04	9/2/0/0
30	Je'Rod Cherry	DB	6-1	210	31	9	California	UFA (PHI)-01	12/0/0/0
31	Hank Poteat	CB	5-10	192	27	4	Pittsburgh	FA (CAR)-04	0/0/0/0
33	Kevin Faulk	RB	5-8	202	28	6	Louisiana State	D2-99	11/1/0/5
34	Cedric Cobbs	RB	6-0	225	24	R	Arkansas	D4b-04	4/0/1/5
35	Patrick Pass	FB	5-10	217	27	5	Georgia	D7b-00	14/4/0/2
37	Rodney Harrison	S	6-1	220	32	11	Western Illinois	FA (SD)-03	16/16/0/0
42	Dexter Reid	S	5-11	203	23	R	North Carolina	D4a-04	13/2/0/3
45	Antwan Harris	DB	5-9	194	27	5	Virginia	D6a-00	0/0/0/0
48	Tully Banta-Cain	LB	6-2	250	24	2	California	D7b-03	16/0/0/0
50	Mike Vrabel	LB	6-4	261	29	8	Ohio State	UFA (PIT)-01	16/15/0/0
51	Don Davis	LB	6-1	235	32	9	Kansas	UFA (STL)-03	16/2/0/0
52	Ted Johnson	LB	6-4	253	32	10	Colorado	D2-95	16/15/0/0
53	Larry Izzo	LB	5-10	228	30	9	Rice	UFA (MIA)-01	16/0/0/0
54	Tedy Bruschi	LB	6-1	247	31	9	Arizona	D3-96	16/16/0/0
55	Willie McGinest	LB	6-5	270	33	11	Southern California	D1-94	16/16/0/0
58	Matt Chatham	LB	6-4	250	27	5	South Dakota	CW-00	5/0/0/6
59	Rosevelt Colvin	LB	6-3	250	27	6	Purdue	UFA (CHI)-03	16/1/0/0
61	Stephen Neal	G	6-4	305	28	3	Cal State-Bakersfield	FA-01	16/14/0/0
63	Joe Andruzzi	G	6-3	312	29	8	Southern Connecticut St.	FA (GB)-00	16/16/0/0
64	Gene Mruczkowski	G/C	6-2	305	23	2	Purdue	FA-03	10/0/0/6
66	Lonie Paxton	LS	6-2	260	26	5	Sacramento State	FA-00	16/0/0/0
67	Dan Koppen	C	6-2	296	25	2	Boston College	D5-03	16/16/0/0
71	Russ Hochstein	G	6-4	305	27	4	Nebraska	FA-03	16/2/0/0
72	Matt Light	T	6-4	305	26	4	Purdue	D2-01	16/16/0/0
75	Vince Wilfork	DL	6-2	325	24	R	Miami (Fla.)	D1a-04	16/6/0/0
76	Brandon Gorin	T	6-6	308	26	3	Purdue	FA-03	14/10/0/2
80	Troy Brown	WR	5-10	196	33	12	Marshall	D8-93	12/0/0/4
81	Bethel Johnson	WR	5-11	200	24	2	Texas A&M	D2b-03	13/1/0/3
82	Daniel Graham	TE	6-3	257	25	3	Colorado	D1-02	14/14/0/2
83	Deion Branch	WR	5-9	193	25	3	Louisville	D2-02	9/9/0/7
85	Jed Weaver	TE	6-4	258	28	6	Oregon	FA (DEN)-04	10/1/2/2
86	David Patten	WR	5-10	190	30	8	Western Carolina	UFA (CLE)-01	16/11/0/0
87	David Givens	WR	6-0	215	24	3	Notre Dame	D7b-02	15/12/0/1
88	Christian Fauria	TE	6-4	250	33	10	Colorado	UFA (SEA)-02	16/10/0/0
91	Marquise Hill	DE	6-6	300	22	R	Louisiana State	D2-04	1/0/2/13
93	Richard Seymour	DL	6-6	310	25	4	Georgia	D1-01	15/15/0/1
94	Ty Warren	DL	6-5	300	22	2	Texas A&M	D1-03	16/16/0/0
95	Roman Phifer	LB	6-2	248	36	14	UCLA	FA (NYJ)-01	13/1/0/3
97	Jarvis Green	DL	6-3	290	26	3	Louisiana State	D4b-02	16/1/0/0
98	Keith Traylor	DT	6-2	340	35	13	Central State (Okla.)	FA (CHI)-04	16/10/0/0
99	Ethan Kelley	DT	6-2	310	24	1	Baylor	D7c-03	1/0/0/15
PRACTICE SQUAD									
18	Cedric James	WR	6-1	197	25	1	Texas Christian	FA-04	-/-/-/-
19	Ricky Bryant	WR	6-0	185	23	R	Hofstra	FA-04	-/-/-/-
23	Omare Lowe	DB	6-1	195	26	1	Washington	FA-04	3/0/0/0
32	Kory Chapman	RB	6-1	202	24	R	Jacksonville State	FA-04	-/-/-/-
47	Justin Kurpeikis	LB	6-3	254	27	3	Penn State	FA-04	5/0/0/0
65	Lance Nimmo	T	6-5	303	25	1	West Virginia	FA-04	-/-/-/-
69	Buck Rasmussen	DL	6-4	285	25	1	Nebraska-Omaha	FA-04	-/-/-/-
74	Billy Yates	G	6-2	305	24	1	Texas A&M	FA-04	-/-/-/-

HEAD COACH: BILL BELICHICK

ASSISTANTS: Romeo Crennel, Defensive Coordinator; Brian Daboll, Wide Receivers; Jeff Davidson, Assistant Offensive Line/Tight Ends; Ivan Fears, Running Backs; Pepper Johnson, Defensive Line; Eric Mangini, Defensive Backs; Josh McDaniels, Quarterbacks; Matt Patricia, Coaching Assistant; Markus Paul, Assistant Strength and Conditioning; Dean Pees, Linebackers; Dante Scarnecchia, Assistant Head Coach/Offensive Line; Brad Seely, Special Teams; Cory Undlin, Coaching Assistant; Charlie Weis, Offensive Coordinator; Mike Woicik, Strength and Conditioning.



INSIDE THE NUMBERS

THE KRAFT ERA

84-34

The Patriots record at home since 1994, including preseason, regular-season and postseason games.

24-3

The Patriots' record at Gillette Stadium, including regular-season and postseason games (.889 win pct).

123-67

The Patriots' record in preseason, regular-season and postseason games since 1996 (.647 win pct).

91-53

The Patriots' regular-season record since 1996 (.632 win pct).

10-3

The Patriots' postseason record since 1996 (.769 win pct).

WHAT A RUSH

4.07

The number of yards per rush the Patriots averaged in 2004.

1985

The last season in which the Patriots averaged at least 4.0 yards per carry as a team, dating back 19 years to the 1985 team's average of 4.13 yards per carry.

GOOD POINTS

437

The number of points the Patriots scored this season, a total that ranks second in franchise history, just four points behind the team mark set in 1980.

260

The number of points the Patriots allowed this season, the second fewest in franchise history for a 16-game season.

+177

The Patriots' total points differential in 2004, a mark that led the NFL and set a new franchise record, besting the +140 mark set in 1976.

16.25

The average number of points per game the Patriots allowed in 2004, a number that ranked third in franchise history and tied for second in the NFL with the Philadelphia Eagles.

17

The number of times in the 20 seasons since Bill Belichick was first named a defensive coordinator (NYG, 1985) that his teams have allowed fewer than an average of 20 points per game.

2

The number of consecutive seasons the Patriots have ranked among the league's top two teams in scoring defense. Last season, the Patriots led the NFL by allowing 14.9 points per game.

SOLID RANKINGS

7

The Patriots' NFL ranking in total offense.

7

The Patriots' NFL ranking in rushing offense

19

The number of seasons since the Patriots had such a highly-ranked rushing offense, dating back to 1985.

8

The number of years since the Patriots were last ranked in the top 10 in offense, dating back to when they were ranked seventh in 1996.

9

The Patriots' NFL ranking in total defense.

2

The number of NFL teams ranked in the top 10 in both offense and defense in 2004 (New England and Denver).

DILLON DOMINATES

1,635

The number of yards rushing Corey Dillon gained this season, setting a franchise record and career high and placing him third in the NFL despite having missed a game due to injury.

9

The number of games this season in which Dillon has passed the century mark in rushing yards, tying the Patriots franchise record and establishing a career high.

109.0

The average number of yards Dillon gained in the 15 games he played in this season, giving him the best yards-per-game played average among all NFL rushers.

12

The career-high number of rushing touchdowns he had in 2004.

345

The number of rushing attempts Dillon recorded in 2004, setting a career high and placing him second in Patriots' history.

HOMELAND DEFENSE

13.1

The average number of points the Patriots allowed at Gillette Stadium this season.

45.0

The number of sacks the Patriots registered this season, tied for the second most in the NFL and establishing their highest sack total since also recording 45 sacks in 1997.

12

The number of Patriots defenders who registered at least one sack on the season.

8

The number of games this season in which the Patriots held opponents to fewer than 300 net yards.

THE BELICHICK ERA

60-27

Bill Belichick's overall record as head coach of the Patriots, including the regular season and the playoffs.

30-1

Belichick's record in New England when his team scores 25 points or more.

45-3

Belichick's record in New England when his team scores 21 points or more.

CONSECUTIVE STREAKS

62

Consecutive games in which Tom Brady has started at quarterback.

57

Consecutive games in which Matt Light has started at left tackle.

24

Consecutive victories when producing a positive turnover differential.

18

Consecutive games in which the Patriots have scored in the second quarter.

17

Consecutive victories at Gillette Stadium (20 games including playoffs).

7

Consecutive overtime wins (8 games including playoffs).

237

Consecutive Patriots games televised locally, including preseason, regular-season and postseason games.

115

Consecutive sellouts in Foxborough, including preseason, regular-season and postseason games.

NOTE: All of the above streaks include regular-season games only, unless noted.