



NEW ENGLAND PATRIOTS PRESS RELEASE

Stacey James, Executive Director of Media Relations
Assistants: Michelle L. Murphy ★ Casey O'Connell ★ Jared Puffer
Gillette Stadium ★ One Patriot Place ★ Foxborough, MA 02035 ★ 508-384-9105
staceyj@patriots.com ★ michellel@patriots.com ★ caseyo@patriots.com ★ jaredp@patriots.com

PATRIOTS AND COLTS KICK OFF 2004 NFL SEASON IN FOXBOROUGH

MEDIA SCHEDULE

SATURDAY, SEPTEMBER 4

Players Off – No Media Availability

SUNDAY, SEPTEMBER 5

10:45 – 11:15 Coach Belichick Press Availability
in Media Workroom

11:10 – 11:55 Open Locker Room

12:45 – 1:05 Access to Practice (Photographers
and videographers only)

MONDAY, SEPTEMBER 6

10:45 – 11:15 Coach Belichick Press Availability
in Media Workroom

11:10 – 11:55 Open Locker Room

12:45 p.m. Peyton Manning Conference Call

1:00 p.m. Tony Dungy Conference Call

12:45 – 1:05 Access to Practice (Photographers
and videographers only)

TUESDAY, SEPTEMBER 7

10:30 – 11:00 Coach Belichick Press Availability
in Media Workroom

11:00 – 11:30 Open Locker Room

12:00 – 12:15 Access to Practice (Photographers
and videographers only)

WEDNESDAY, SEPTEMBER 8

Team Walkthrough – No Media Availability

THURSDAY, SEPTEMBER 9

9:00 p.m. Patriots vs. Indianapolis Colts

2004 PATRIOTS SCHEDULE

Thurs., Sept. 9	Indianapolis	9:00	ABC
Sun., Sept. 19	at Arizona	4:15	CBS
Sun., Sept. 26	BYE WEEK		
Sun., Oct. 3	at Buffalo	1:00	CBS
Sun., Oct. 10	Miami	1:00	CBS
Sun., Oct. 17	Seattle	1:00	FOX
Sun., Oct. 24	N.Y. Jets	4:05	CBS
Sun., Oct. 31	at Pittsburgh	4:15	CBS
Sun., Nov. 7	at St. Louis	4:15	CBS
Sun., Nov. 14	Buffalo	8:30	ESPN
Mon., Nov. 22	at Kansas City	9:00	ABC
Sun., Nov. 28	Baltimore	1:00	CBS
Sun., Dec. 5	at Cleveland	1:00	CBS
Sun., Dec. 12	Cincinnati	1:00	CBS
Mon., Dec. 20	at Miami	9:00	ABC
Sun., Dec. 26	at N.Y. Jets	4:05	CBS
Sun., Jan. 2	San Francisco	1:00	FOX

ROSTER REDUCTION DATES

As of Friday, Sept. 3, the Patriots reported 66 players on their active roster, including NFL Europe exemptions. On Sunday, Sept. 5, rosters must be reduced to 53 players. On Sept. 6, clubs may establish an eight-man practice squad.

NEW ENGLAND PATRIOTS (0-0) v INDIANAPOLIS COLTS (0-0)

Thursday, September 9, 2004 ★ Gillette Stadium (68,756) ★ 9:00 p.m.

The Super Bowl XXXVIII champion New England Patriots will kick off the defense of their second world championship in a prime-time rematch of last season's AFC Championship Game when they host the Indianapolis Colts at Gillette Stadium to open the 2004 season. Nearly nine months ago, the two teams tangled on the same field with a trip to Houston on the line. This week, in the featured game of the NFL's kickoff weekend, the teams will renew acquaintances to start the season in a collision of two of the league's most successful squads of a season ago. But with a new season dawning on the Patriots and their fans, this week's game promises to be a memorable beginning to what New Englanders hope will be another exciting football season.

HOME SWEET HOME

The Patriots enter this week's game sporting a 15-3 (.833) all-time record at Gillette Stadium, including regular-season and postseason games. New England has won 11 consecutive regular-season and postseason contests at home, with its last defeat coming in a 30-14 regular-season loss to the New York Jets on Dec. 22, 2002. Last season, the Patriots were undefeated at home for the first time in team history, winning all eight regular-season games and two postseason games in Foxborough. In the 2003 regular season, the Patriots allowed a total of just 68 points at home, setting an NFL record for fewest points allowed in an eight-game home schedule.



NFL OPENING KICKOFF

Prior to the kickoff of this week's game, the Patriots will unveil their Super Bowl XXXVIII championship banner as the NFL starts the 2004 season in style with a one-hour pregame special, called "NFL Opening Kickoff". The show will air live on ABC from 8:00-9:00 p.m. EDT, featuring musical performances from four different stages at Gillette Stadium. **The Boston Pops** will be featured throughout the show, teaming with **Elton John** for two performances. The Pops will also accompany **Mary J. Blige** as she sings the national anthem. **Destiny's Child** will perform from a stage inside the stadium, while **Toby Keith** will appear onstage from the stadium's parking lots to open the show. Entertainment by **Lenny Kravitz** will end the star-studded festivities as the Patriots' second Super Bowl banner is unveiled.



BROADCAST INFORMATION

TELEVISION: This week's game will be televised nationwide by ABC. The telecast will begin at 8:00 with an hour-long pregame show. **Al Michaels** will handle play-by-play duties and will be joined by analyst **John Madden**. **Michele Tafoya** will provide sideline reports throughout the game.

RADIO: WBCN 104.1 FM is the flagship station for the Patriots Rock Radio Network. A complete listing of the network's 34 stations can be found in this press release. Play-by-play broadcaster **Gil Santos** begins his 28th season as the voice of the Patriots and will call the action along with Patriots Hall of Famer **Gino Cappelletti**. Santos and Cappelletti are celebrating their 21st season as a broadcast tandem.

NATIONAL RADIO: The game will be broadcast nationally by CBS Radio. Play-by-play man **Marv Albert** will be joined in the booth by **Boomer Esiason**, and **John Dockery** will report from the sidelines.

SPANISH RADIO: CBS Spanish Radio will broadcast this week's game. **Armando Quintero** and **Bennie Ricardo** will call the action from Gillette Stadium.

PATRIOTS MEDIA WEB SITE

The Patriots' media-only Web site, located at <http://media.patriots.com>, will be updated for registered users throughout the season with all of the latest media information, schedules, rosters and press releases. Additionally, the site's archives allow access to all of the Patriots media materials from the 2002 and 2003 seasons. The media site will also serve as the team's primary credentialing system in 2004.




PATRIOTS VS. COLTS



SERIES HISTORY

The Patriots and Colts will meet for the 66th time, as the former AFC East rivals kick off the 2004 NFL season in a nationally televised prime-time matchup. The teams squared off in last season's AFC Championship Game at Gillette Stadium and also played in a memorable regular-season shootout last November. But a rivalry between the teams is nothing new. The Patriots and the Baltimore/Indianapolis Colts played twice each year from 1970 to 2001 as members of the AFC East, with the exception of the 1982 strike year. New England has had more success against the Colts than any other team in the NFL, with the Patriots' .631 winning percentage ranking as their highest against any team they have played more than 10 times. New England is 15-4 against



Indianapolis since 1993, and has won 12 of the series' last 14 games, including the last four in a row dating back to the 2000 season. The games have tended to be high-scoring affairs, as the Patriots have scored 20 or more points against the Colts in 13 of their last 14 meetings and have scored 38 or more points in three of the last four clashes. A complete listing of all games in the Patriots-Colts series can be found on page 346 of the 2004 Patriots Media Guide.

SERIES TRENDS

Overall Record (including 1-0 in playoffs)	41-24
Overall at Home	22-10
in Foxborough	22-9
in Boston	0-1
Overall on Road	19-14
in Indianapolis	13-6
in Baltimore	6-8
Total Points	Patriots 1,521, Colts 1,161
Largest Victory	39 points (10/06/74)
Largest Defeat	-31 points (11/26/72)
Highest Combined Point Total	72 points (11/30/03)
Lowest Combined Point Total	6 points (12/06/92)
Longest Winning Streak	7 (1996-99)
Longest Losing Streak	3 (1970-1971)
Seasonal Sweeps	Patriots 14, Colts 5
Current Streak	Patriots: 4 consecutive wins; 15-4 since 1993

TALE OF THE TAPE

2003 Regular Season	New England	Indianapolis
Record	14-2	12-4
Divisional Standings	1st	1st
Total Yards Gained	5,039	5,874
Total Offense (Rank)	314.9 (17)	367.1 (3)
Rush Offense	100.4 (27)	105.9 (19)
Pass Offense	214.5 (9)	261.2 (1)
Points Per Game	21.8	27.9
Total Yards Allowed	4,666	4,789
Total Defense	291.6 (7)	299.3 (11)
Rush Defense	89.6 (4)	123.8 (T-20)
Pass Defense	202.0 (15)	175.6 (5)
Points Allowed/Game	14.9	21.0
Possession Avg.	30:50	30:54
Sacks Allowed/Yards Lost	32/219	19/110
Sacks Made/Yards	41/253	31/225
Interceptions By	29	15
Penalties Against/Yards	111/998	92/662
Punts/Avg.	88/37.1	64/41.3
Takeaway/Giveaway Ratio	+17	+10

PATRIOTS - COLTS QUICK HITS

- The Patriots have won seven of their last nine home openers and are 2-0 in home openers at Gillette Stadium.
- **Patriots CB Ty Law** has recorded seven interceptions against Peyton Manning and has returned two for touchdowns
- **Patriots Head Coach Bill Belichick** is 5-1 against the Colts as the head man in New England and is 7-3 against Indianapolis as a head coach overall.
- Coach Belichick's teams are 6-4 against Colts teams led by Peyton Manning, including victories in each of his last four games.
- **Patriots QB Tom Brady** is 4-0 against the Colts and owns a completion percentage of 67 percent in his four games against Indianapolis.
- **Patriots K Adam Vinatieri** is 28-29 in his career for a field goal percentage of .966 against the Colts.
- The Patriots have not lost a home game to the Colts since a 14-point defeat on Nov. 19, 1995.

HISTORICAL NOTES

REMATCH REDUX: For the second time in three seasons, the Patriots will open the season by hosting a rematch of the previous season's AFC Championship Game and unveiling a Super Bowl championship banner. Exactly two years ago, on Sept. 9, 2002, the Patriots unveiled their Super Bowl XXXVI championship banner at the Grand Opening of Gillette Stadium and defeated the Pittsburgh Steelers, 30-14 on Monday Night Football.

SEPT. 9 OPENERS: This week's game will mark the third time in the last four seasons the Patriots will have opened the season on Sept. 9. New England opened the 2001 season on Sept. 9 (a 23-17 loss at Cincinnati) and also began the 2002 season on that date (a 30-14 win vs. Pittsburgh).

UNVEILING VS. INDY: The Patriots will unveil a championship banner prior to a season-opener against the Colts for the second time in team history. On Sept. 7, 1986, the Patriots raised their 1985 AFC championship banner at Sullivan Stadium prior to a 33-3 opening-day victory over Indianapolis. This year, the Patriots will unveil their Super Bowl XXXVIII banner prior to their season opener against the Colts.

HAPPY 44TH ANNIVERSARY: This week's game will take place exactly 44 years to the day from the first game in Patriots history, played on Sept. 9, 1960 at Boston University Field. On that day, the Boston Patriots lost to the Denver Broncos, 13-0.

SERIES SUPERLATIVES

Below is a list of the top individual performances in the series between the Patriots and the Colts:

Rushing Yards

Patriots: Curtis Martin 35-141-1 TD (11/24/96)
Colts: Randy McMillan 16-146-2 TD (09/06/81)

Passing Yards

Patriots: Steve Grogan 28-46-355, 1 TD, 2 INT (10/29/89)
Colts: Bert Jones 19-30-340, 3 TD, 0 INT (12/18/77)

Receiving Yards

Patriots: Stanley Morgan 5-170-1 TD (11/26/78)
Colts: Roger Carr 6-187-2 TD (09/18/78)

STARTING STRONG

Below are some impressive opening day performances by current Patriots—

WR TROY BROWN

- 09/09/01 at Cincinnati – 7 rec, 106 yards, 1 TD
- 09/07/98 at Denver – 5 rec, 97 yards, 1 TD

LB TEDY BRUSCHI

- 09/12/99 at N.Y. Jets – 14 tackles (8 solos), 1 sack

DE WILLIE MGINEST

- 09/12/99 at N.Y. Jets – 6 tackles (5 solos), 2 sacks, 1 FF, 1 FR



PATRIOTS VS. COLTS



PASSING PERFORMANCES

Tom Brady and Peyton Manning will lead their offensive teams against each other for the fifth time. Brady has compiled a 4-0 record against the Colts, helping the team put up an average of 36 points per game in games he has started. Brady's first NFL start came against Indianapolis in a 44-13 win on Sept. 30, 2001. Brady recorded the highest passer rating of his career (148.3) against the Colts on Oct. 21, 2001. The Patriots defense has had past success against Peyton Manning and the Colts offense, leading New England to wins in eight of the 10 games Manning has started against the Patriots.

Tom Brady vs. Indianapolis (4-0)

Date	A	C	Yd	%	TD	I	Rating	W/L	Score
09/30/01	23	13	168	.565	0	0	79.6	W	44-13
10/21/01	20	16	202	.800	3	0	148.3	W	38-17
11/30/03	35	26	236	.743	2	2	87.3	W	38-30
01/18/04*	37	22	237	.595	1	1	76.1	W	24-14
Totals	115	77	843	.670	6	3	94.9	4-0	

Peyton Manning vs. New England (2-8)

Date	A	C	Yd	%	TD	I	Rating	W/L	Score
09/13/98	33	21	188	.636	1	3	51.1	L	6-29
11/01/98	52	30	278	.577	2	2	69.5	L	16-21
09/19/99	30	18	223	.600	3	2	88.6	L	28-31
12/12/99	27	15	186	.555	2	0	101.8	W	20-15
10/08/00	54	31	334	.574	1	3	58.7	L	16-24
10/22/00	20	16	268	.800	3	0	158.3	W	30-23
09/30/01	34	20	196	.588	1	3	48.2	L	13-44
10/21/01	34	22	335	.647	1	0	106.9	L	17-38
11/30/03	49	28	278	.571	4	1	92.0	L	30-38
01/18/04*	47	23	237	.489	1	4	35.5	L	14-24
Totals	380	224	2523	.589	19	18	75.8	2-8	

*-AFC Championship Game

PATRIOTS SEASON-OPENING SUPERLATIVES

Rushing Yards

Year	Name	Opponent	No	Yds	Avg	LG	TD
1982	Tony Collins	Baltimore	21	137	6.5	54	0
1977	Sam Cunningham	Kansas City	23	105	4.6	11	0
1995	Curtis Martin	Cleveland	19	102	5.4	30	1
1983	Robert Weathers	Baltimore	6	100	16.7	77	1

Receiving Yards

Year	Name	Opponent	No	Yds	Avg	LG	TD
1994	Ben Coates	Miami	8	161	20.1	62	2
1989	Cedric Jones	N.Y. Jets	8	148	18.5	36	0
1978	Harold Jackson	Washington	7	124	17.7	45	1
1999	Terry Glenn	N.Y. Jets	7	113	16.1	45	0

Passing Yards

Year	Name	Opponent	Att	Com	Yds	TD	Int
1994	Drew Bledsoe	Miami	51	32	421	4	2
1999	Drew Bledsoe	N.Y. Jets	30	21	340	1	1
1997	Drew Bledsoe	San Diego	39	26	340	4	0
1995	Drew Bledsoe	Cleveland	47	30	302	0	0

THE LAST MEETING

PATRIOTS 24, COLTS 14

2003 AFC Championship Game

January 18, 2004 ★ Gillette Stadium (Att: 68,436)

The last time these two teams met, a trip to Super Bowl XXXVIII was on the line as the Patriots and Colts fought for the AFC Championship. The Patriots struck first with a Tom Brady touchdown toss to David Givens in the first quarter. Kicker Adam Vinatieri added six points with 31- and 25-yard field goals during the second stanza.

The Colts put together a 12-play, 52-yard drive in the first half of the third quarter to get on the board with an Edgerrin James rush for a score. The Patriots quickly answered with another Vinatieri field goal, this one from 27 yards out. With 1:36 left in the third quarter, Vinatieri booted yet another field goal, 21 yards, putting New England up 21-7 and moving them a quarter of play closer to a Super Bowl berth. The Colts shifted to a no-huddle offense in the fourth quarter and finally hit paydirt with a Peyton Manning to Marcus Pollard touchdown pass with 2:30 remaining. A 34-yard field goal, Vinatieri's longest on the day, with 55 seconds to go sealed the Patriots' AFC Championship title, 24-14.

OPENING DAY RECORDS

	W	L	T	Pct.	Streak
New England Patriots	20	24	0	.455	L-1
Bill Belichick.....	3	6	0	.333	L-1
Tom Brady.....	1	1	0	.500	L-1
Indianapolis/Baltimore Colts.....	29	26	0	.527	W-5
Tony Dungy.....	5	3	0	.625	W-4
Peyton Manning	5	1	0	.833	W-5

PATRIOTS VS. COLTS IN SEASON OPENERS

Patriots 3, Colts 3

Date	Result	Score	H/A	Stadium
09/12/76	L	13-27	H	Schaefer Stadium
09/06/81	L	28-29	H	Schaefer Stadium
09/12/82	W	24-13	A	Memorial Stadium
09/04/83	L (OT)	23-29	H	Sullivan Stadium
09/07/86	W	33-3	H	Sullivan Stadium
09/01/91	W	16-7	H	Foxboro Stadium

SOUTHERN HOSPITALITY

The Patriots have an all-time record of 65-41-1 (.612) against the teams that make up the AFC South. It is the only division in the NFL where the Patriots own a winning record against each team. New England owns winning marks against Tennessee (20-16-1), Indianapolis (41-24), Jacksonville (4-1) and Houston (1-0). In 2003, the Patriots were 6-0 against AFC South teams, sweeping the division in the regular season and defeating Tennessee in an AFC Divisional Playoff Game and Indianapolis in the AFC Championship Game.

CONNECTIONS

- Patriots head coach **Bill Belichick** began his NFL coaching career 30 years ago as a special assistant for the Baltimore Colts in 1975 under head coach Ted Marchibroda.
- Patriots assistant head coach/offensive line coach **Dante Scarnecchia** was the offensive line coach for the Colts from 1989-90. Outside of those two seasons, Scarnecchia has been on the Patriots sidelines for each year since 1982.
- Patriots special teams coach **Brad Seely** got his first NFL coaching job as the special teams and tight ends coach of the Colts. He spent five years with the organization.
- Patriots quarterback **Tom Brady** made his first NFL start against the Colts and completed 13 of 23 passes for 168 yards in a 44-13 victory on Sept. 30, 2001.
- Patriots tackle **Brandon Gorin** was born on July 17, 1978, in Muncie, Ind., and earned first-team all-state honors as a defensive tackle at Southside High in Muncie. Gorin was a three-year starter at right tackle for the Purdue Boilermakers.
- In 14 games played against the Colts, Patriots cornerback **Ty Law** has had 74 tackles and seven interceptions, two of which were returned for touchdowns.
- Patriots tackle **Matt Light** earned four letters at Purdue University (1996, 1998-2000), earning All-Big Ten conference first-team honors in 2000.
- Patriots cornerback **Tyrone Poole** spent three seasons with the Colts (1998-2000), starting in 41 of the 45 games he appeared in and notching 150 tackles and four interceptions.
- Patriots cornerback **Eugene Wilson** was born on Aug. 17, 1980 in Merrillville, Ind. where he attended Merrillville High. He earned an All-Duneland Athletic Conference selection, Conference MVP, two All-Indiana selections and Defensive Player of the Year.
- Colts strength and conditioning coach **Jon Torine** played football at Springfield College in Massachusetts, where he received his bachelor's degree in exercise science.
- Colts defensive end **Dwight Freeney** was born in Hartford, Conn., and attended Bloomfield High School, where he was a *SuperPrep*, *Prep Football Report*, *USA Today*, *New Haven Register*, *Hartford Courant* and *Blue Chip Illustrated* All-American selection.



PATRIOTS NEWS & NOTES



THE HEAD COACH

BILL BELICHICK

Overall Record: 82-70 (.539)

Regular Season: 75-69 (.521)

Postseason: 7-1 (.875)

With Patriots overall: 45-25 (.643)

Overall since 2001: 40-14 (.741)

Super Bowl Titles: 4 (86, 90, 01, 03)

Conf. Titles: 5 (86, 90, 96, 01, 03)

Division Titles: 9 (75, 78, 86, 89, 90, 96, 98, 01, 03)



Bill Belichick is celebrating his 30th consecutive season as an NFL coach and has spent more consecutive seasons in the league than any other current head coach. He has been a part of four Super Bowl championship teams, including two world titles in his four seasons as Patriots head coach. In addition to the team's current success, Belichick has built a firm foundation for the Patriots to remain competitive into the future. Since 2001, the Patriots have blossomed, rattling off 40 wins in their last 54 games and making Belichick the winningest NFL head coach since the 2001 season. His overall record of 45-25 (including a 6-0 playoff mark) gives him the best winning percentage of any head coach in Patriots history.

WINNINGEST HEAD COACHES IN PATRIOTS HISTORY

		Career	Overall	Playoff
Coach	Years	Winning Pct.	W-L-T	W-L
Bill Belichick	2000-03	.643	45-25-0	6-0
Raymond Berry	1984-89	.554	51-41-0	3-2
Pete Carroll	1997-99	.549	28-23-0	1-2
Chuck Fairbanks	1973-78	.529	46-41-0	0-2
Ron Meyer	1982-84	.529	18-16-0	0-1
Mike Holovak	1961-68	.529	53-47-9	1-1
Bill Parcells	1993-96	.500	34-34-0	2-2

BELICHICK'S PATRIOTS RENAISSANCE

Any successful project requires a sound plan, and once head coach Bill Belichick had the time to implement his design on the Patriots, his approach has given him the best record of any NFL head coach since 2001. Belichick hit the ground running as soon as he arrived in New England in 2000, shaping and molding the Patriots into a contender. After the team endured a 5-11 rebuilding year in his first season, the fruits of Belichick's labor were put on display to the entire NFL, as his team posted an 11-5 record in 2001 and claimed the first Super Bowl title in franchise history. Since 2001, his plan has been in place in New England, and Belichick and the Patriots have compiled the best record in the NFL, winning two of the last three Super Bowls. The remarkable run includes postseason play, where Belichick and the Patriots own a perfect 6-0 record.

NFL COACHES' RECORDS SINCE 2001

Coach	Team	W	L	T	Pct.
Bill Belichick	NE	40	14	0	.741
Andy Reid	PHI	39	16	0	.709
Mike Sherman	GB	36	17	0	.679
Mike Martz	STL	35	17	0	.673
Wade Phillips	ATL	2	1	0	.667
Tony Dungy	TB/IND	33	20	0	.623
Jon Gruden	OAK/TB	33	20	0	.623
Jeff Fisher	TEN	32	20	0	.615
Dave Wannstedt	MIA	30	19	0	.612
Bill Cowher	PIT	31	20	1	.606
Bill Parcells	DAL	10	7	0	.588
John Fox	CAR	20	16	0	.556
Mike Shanahan	DEN	27	22	0	.551
Dick Vermeil	KC	27	22	0	.551
Brian Billick	BAL	28	23	0	.549
Steve Mariucci	SF/DET	28	23	0	.549
Mike Holmgren	SEA	26	23	0	.531
Herman Edwards	NYJ	26	25	0	.510

NOTE: Records include postseason games.

THE KRAFT ERA

Since ROBERT KRAFT purchased the team in 1994, the Patriots have experienced a remarkable reversal of fortunes. In the five seasons immediately preceding his purchase (1989-93), the Patriots were a moribund franchise that had won just 19 of 80 games (.311 pct.). In the early 1990s, the franchise appeared destined for relocation until Kraft bought the team and rejuvenated local interest. By the start of the 1994 season, every game was a complete sellout. Ten seasons later, the consecutive sellout streak is now at 104 and counting. **Since Kraft took ownership, the Patriots have won more conference championships than any other team in the NFL, claiming three AFC titles in the past eight seasons.**



	Pre-Kraft 1960-93	1989-93	Kraft Era 1994-04
Overall Record	225-276-9	19-61	102-71
Winning Pct.	.450	.311	.590
Super Bowl Titles	0	0	2
Conference Titles	1	0	3
Division Titles	2	0	4
Playoff Seasons	5	0	6
Playoff Record	4-6	--	9-4
Home Playoff Games	1	0	6
Home Playoff Record	0-1	--	6-0

SUCCESS STORY

By 1996, Robert Kraft's third season of ownership, the Patriots reached the Super Bowl for the second time in team history and had established themselves as one of the NFL's elite teams. Since 1996, the Patriots have won two Super Bowls, three conference titles and have qualified for the playoffs six times, positioning themselves over time as one of the NFL's top clubs.

BEST REGULAR-SEASON RECORDS SINCE 1996

Team	W	L	T	Pct.
Green Bay Packers	88	40	0	.688
Denver Broncos	83	45	0	.648
Tennessee Titans	80	48	0	.625
New England Patriots	77	51	0	.602
Miami Dolphins	77	51	0	.602
San Francisco 49ers	76	52	0	.594
Minnesota Vikings	74	54	0	.578
Tampa Bay Buccaneers	73	55	0	.570
Pittsburgh Steelers	72	55	0	.567
Kansas City Chiefs	72	56	0	.563
St. Louis Rams	71	57	0	.555
Philadelphia Eagles	70	57	1	.551
Jacksonville Jaguars	69	59	0	.539
Indianapolis Colts	66	62	0	.516

CONFERENCE CHAMPIONSHIPS SINCE 1994

New England Patriots	3
Denver Broncos	2
Green Bay Packers	2
St. Louis Rams	2
10 Other Teams	1

TOPS IN BOSTON SPORTS SCENE

Since Robert Kraft took ownership of the Patriots in 1994, the Patriots have become the most successful sports franchise in New England, based on winning percentage, division titles (4), conference titles (3) and championships (2). The records listed below are from 1994 through the seasons ending in 2003.

Team	Record	Pct.	Div.	Conf.	Champ.
Patriots	93-67	.581	4	3	2
Red Sox	844-709	.543	1	0	0
Bruins	310-274-93-27	.527	1	0	0
Celtics	302-404	.427	0	0	0



PATRIOTS NEWS & NOTES



WORKING OVERTIME

The Patriots have won their last eight overtime games (including the playoffs). New England's eight-game overtime winning streak is the longest in NFL history. The Patriots won two overtime games in 2003, defeating the Dolphins 19-13 in Miami and defeating the Texans 23-20 in Houston. New England has not lost in overtime since Buffalo won 16-13 at Foxboro Stadium on Nov. 5, 2000. Since that time, the Patriots have won eight straight, including five games in which they scored on their first possession of overtime.

NEW ENGLAND'S OVERTIME STREAK

DATE	OPP	WINNING PLAY	DRIVE INFO	FINAL SCORE
11/23/03	at HST	28-yd FG	9 plays, 76 yds; 3:39	23-20
10/19/03	at MIA	82-yd TD	1-82; 0:12	19-13
12/29/02	vs. MIA+	35-yd FG	7-43; 2:03	27-24
09/22/02	vs. KC+	35-yd FG	9-53; 4:40	41-38
01/19/02	vs. OAK+*	23-yd FG	15-61; 8:29	16-13
12/16/01	at BUF+	23-yd FG	8-75; 3:18	12-9
10/14/01	vs. SD+	44-yd FG	6-51; 2:59	29-26
12/17/00	at BUF	24-yd FG	14-83; 5:56	13-10
11/05/00	vs. BUF	32-yd FG	6-52-2:50	L, 13-16

*playoffs

+NE scored on its first possession in overtime

O.T. IS THE PLACE TO BE

The Patriots have won eight straight overtime games and own the longest overtime winning streak in NFL history, including playoff games. The streak includes New England's 16-13 "Snow Bowl" win over Oakland in the 2001 Divisional Playoffs (01/19/02).

MOST CONSECUTIVE OVERTIME VICTORIES

Wins	Team	Dates
8*	New England	2000-present
7	Denver	1978-1985
6	Washington	1976-1987
6	Pittsburgh	1994-1997
5	Many Times	

*Includes one playoff game

HOLDING THE LEAD

The Patriots lead the NFL with 27 consecutive regular-season victories when holding a lead entering the fourth quarter. The last time New England lost a game in which it held a fourth-quarter lead was on Dec. 24, 2000, when it led Miami 24-17 entering the fourth quarter and ended up losing, 27-24. Since then, the Patriots have won six games in which they trailed or were tied entering the fourth quarter. New England was 10-0 when leading after three quarters in 2001, 6-0 in 2002 and 11-0 in 2003.

CONSECUTIVE WINS / LEADING AFTER THREE QUARTERS

New England Patriots	27
Tennessee Titans	19
Kansas City Chiefs	15
Dallas Cowboys	10
St. Louis Rams	9

NOTE: Regular-season games only

BEAST OF THE EAST

New England has the best record among AFC East teams in division games since the beginning of the 2001 season (15-5). Miami is second with an 11-9 record and the Jets are third at 10-10. Buffalo has a 5-15 record (see below). In their last 17 divisional games, the Patriots are 14-3.

AFC EAST DIVISIONAL RECORDS SINCE 2001

Team	Division W-L Since 2001	Team	Division W-L Since 2001
New England	15-5	New York Jets	10-10
Miami	11-9	Buffalo	5-15

GENTLEMEN, START YOUR ENGINES

The Patriots are projected to show 11 changes to their opening day lineup from 2003 when they take the field against the Colts on Sept. 9. A comparison between the opening-day lineup from 2003 and the projected 2004 opening-day lineup is listed below. There are seven projected offensive starters who did not open last season as a starter, and four lineup alterations for the defense. Changes in the starting lineup from opening day 2003 to opening day 2004 appear in **bold**.

2003 Opening-Day Starter

Projected 2004 Starter

OFFENSE


WR	Troy Brown	Deion Branch
LT	Matt Light	Matt Light
LG	Mike Compton	Russ Hochstein
C	Damien Woody	Dan Koppen
RG	Joe Andruzzi	Joe Andruzzi
RT	Adrian Klemm	Tom Ashworth
TE	Christian Fauria	Daniel Graham
WR	David Patten	David Patten
QB	Tom Brady	Tom Brady
RB	Antowain Smith	Corey Dillon
FB	Fred McCrary	Patrick Pass

DEFENSE

LE	Bobby Hamilton	Ty Warren
NT	Ted Washington	Keith Traylor
RE	Richard Seymour	Richard Seymour
OLB	Rosevelt Colvin	Willie McGinest
ILB	Ted Johnson	Ted Johnson
ILB	Tedy Bruschi	Tedy Bruschi
OLB	Mike Vrabel	Mike Vrabel
CB	Ty Law	Ty Law
CB	Tyrone Poole	Tyrone Poole
FS	Antwan Harris	Eugene Wilson
SS	Rodney Harrison	Rodney Harrison

TROY BROWN'S RECORD RUN

TROY BROWN has grabbed 321 receptions since the beginning of the 2000 season, recording the most productive four-year period of any receiver in Patriots history. Tight end Ben Coates ranks second with a total of 308 catches from 1994-97. Brown set a franchise record with 101 catches in 2001, then nearly equaled the feat with 97 grabs in 2002.



Player	Catches, Year	Catches, Year	Catches, Year	Catches, Year	Total
Troy Brown	83, 2000	101, 2001	97, 2002	40, 2003	321
Ben Coates	96, 1994	84, 1995	62, 1996	66, 1997	308

PATRIOTS ALL-TIME LISTS

TROY BROWN ranks third in Patriots history with 458 receptions in his career. He ranks fourth in franchise history with 5,332 career receiving yards. Brown needs 32 more catches to catch Ben Coates for second place on the all-time receptions list.

PATRIOTS ALL-TIME RECEIVING LEADERS (BY CATCHES)

Rk	Player, Pos.	No	Yds	Avg.	Lg	TD
1	Stanley Morgan, WR	534	10,352	19.4	76t	67
2	Ben Coates, TE	490	5,471	11.2	84t	50
3	Troy Brown, WR	458	5,332	11.6	82t	24
4	Irving Fryar, WR	363	5,726	15.8	80t	38

PATRIOTS ALL-TIME RECEIVING LEADERS (BY YARDS)

Rk	Name	No	Yds	Avg	Lg	TD
1	Stanley Morgan	534	10,352	19.4	76t	67
2	Irving Fryar	363	5,726	15.8	80t	38
3	Ben Coates	490	5,471	11.2	84t	50
4	Troy Brown	458	5,332	11.6	82t	24
5	Jim Colclough	283	5,001	17.7	78t	39
6	Terry Glenn	329	4,669	14.2	86t	22



PATRIOTS NEWS & NOTES



RECORDING SUCCESS

TOM BRADY has quarterbacked the Patriots to victories in 34 of his 46 regular-season starts during his career, compiling a .739 winning percentage and giving him the best record of any active quarterback in the NFL with at least 25 starts. Including the playoffs, he is 40-12 as a starter. Including preseason, regular-season and postseason games, he is 47-15.



ACTIVE QUARTERBACKS WINNING PERCENTAGE

Quarterback, Team(s)	W	L	Pct.
Tom Brady, NE	34	12	.739
Kurt Warner, STL/NYG	35	15	.700
Jay Fiedler, JAX/MIA	36	17	.679
Donovan McNabb, PHI	43	21	.672
Brett Favre, ATL/GB	125	64	.661
Steve McNair, TEN	69	40	.633
Brad Johnson, MIN/WAS/TB	58	37	.611

OVERDRIVE IN OVERTIME

TOM BRADY owns a career record of 7-0 in overtime, including the postseason. Brady is the all-time NFL leader in overtime wins without a defeat. Brady and former Steelers signal caller Terry Bradshaw are the only two NFL quarterbacks to be undefeated in overtime (minimum of five games). The top six quarterbacks in overtime are listed below.

BEST CAREER OVERTIME RECORD (Min: 5 Games)

	W- L	Pct.	Yrs in NFL
Tom Brady	7-0	1.000	4
Terry Bradshaw	5-0	1.000	14
Ken Stabler	6-1	.857	15
Jake Plummer	5-1	.833	7
Jim Kelly	6-2	.750	11
Ken O'Brien	4-1-1	.750	10

Regular and postseason games combined.

COMEBACK KID

TOM BRADY has engineered 15 game-winning drives to break a tie or take the lead in the fourth quarter or overtime in his career. He has accomplished the feat twice in the Super Bowl, most recently engineering a 47-yard drive with just over a minute remaining to lead the Patriots to victory in Super Bowl XXXVIII. He led seven comebacks in 2003, including a fourth-quarter comeback to break a 14-14 tie against Tennessee in the AFC Divisional Playoffs in addition to comebacks against Houston, Indianapolis, Miami, Tennessee and Denver in the regular season. Brady's record also includes his dramatic performance to lead the Patriots to victory in Super Bowl XXXVI and his heroics in the snow against the Oakland Raiders in the 2001 Divisional Playoffs, giving him four comebacks in six postseason starts.

TOM BRADY'S GAME-WINNING PERFORMANCES

Date	Opp.	Time Remaining		Passing Statistics^							Final
		Score	in Reg.	Att	Cmp	Yds	TD	Int			
02/01/04	CAR**	29-29	1:08	5	4	47	0	0			32-29
01/10/04	TEN*	14-14	15:00	11	6	27	0	0			17-14
11/30/03	at IND	31-31	10:21	6	3	31	1	0			38-34
11/23/03	at HOU	13-20	3:11	14	10	133	1	0			23-20 ot
11/03/03	at DEN	23-26	2:51	4	5	58	1	0			30-26
10/19/03	at MIA	13-13	15:00	10	7	147	1	0			19-13 ot
10/05/03	TEN	24-27	4:40	1	1	15	0	0			38-30
12/29/02	MIA	13-24	4:59	13	8	69	1	0			27-24 ot
11/10/02	at CHI	19-30	5:16	14	9	116	2	0			33-30
09/22/02	KC	38-38	0:00	5	4	46	0	0			41-38 ot
02/03/02	STL**	17-17	1:21	8	5	53	0	0			20-17
01/19/02	OAK*	3-13	15:00	27	20	138	0	0			16-13 ot
12/16/01	at BUF	6-9	5:57	13	9	116	0	0			12-9 ot
12/02/01	at NYJ	14-16	15:00	7	6	56	0	0			17-16
10/14/01	SD	16-26	8:48	18	13	130	1	0			29-26 ot

^Statistics are from the time noted until the end of the game

* Divisional Playoffs

** Super Bowl

CAREER WINNING PERCENTAGE

TOM BRADY is one of just four quarterbacks in the Super Bowl Era (since 1966) to own a career winning percentage above 70 percent (minimum 40 starts). Brady ranks second on the NFL's winningest quarterbacks behind Roger Staubach. A list placing Brady's accomplishments in a historical perspective is below.

WINNINGEST QUARTERBACKS OF THE SUPER BOWL ERA

Player	Team	Years	W	L	Pct.
Roger Staubach	DAL	1969-79	85	29	.746
Tom Brady	NE	2000-Pres.	34	12	.739
Joe Montana	SF/KC	1979-94	117	47	.713
Kurt Warner	STL/NYG	1998-Pres.	35	15	.700

CAREER NUMBERS


TOM BRADY ranks fifth among Patriots' all-time leading passers, and is the franchise's all-time leader in completion percentage. Brady needs 399 passing yards to pass Tony Eason and move into fourth place on the Patriots yardage list. With 185 more completions, he can pass Vito "Babe" Parilli and move into third place on the Patriots all-time completions list.

ALL-TIME PATRIOTS PASSING LEADERS

Rk.	Name	Att	Cmp	Yards	Pct.	TD	Int
1.	Drew Bledsoe	4,518	2,544	29,657	56.3	166	138
2.	Steve Grogan	3,593	1,879	26,886	52.3	182	208
3.	Babe Parilli	2,412	1,140	16,747	47.3	132	138
4.	Tony Eason	1,500	876	10,732	58.4	60	48
5.	TOM BRADY	1,544	955	10,233	61.9	69	38
6.	Jim Plunkett	1,503	729	9,932	48.5	62	87
7.	Hugh Millen	612	370	4,276	60.5	17	28

LAW AND ORDER

TY LAW ranks second in Patriots history with 35 career interceptions and needs just one more pick to tie Raymond Clayborn for the franchise record. Law passed the trio of Ron Hall, Roland James and Fred Marion with his 30th career interception against Tennessee on Oct. 5, 2003. Law became just the second Patriot to record 30 career interceptions.



PATRIOTS ALL-TIME INTERCEPTIONS LIST

Rk	Player	Int.	Yards	Avg	Lg	TD
1	Raymond Clayborn.....	36	555	15.4	85	1
2	Ty Law	35	550	15.7	65t	6
3	Ron Hall.....	29	476	16.4	87	1
	Roland James.....	29	383	13.2	46	0
	Fred Marion.....	29	457	15.8	83	1

TOUCHDOWN TY

TY LAW is the Patriots' all-time leader in interceptions returned for a touchdown. He returned his sixth career pick for a score against Tennessee on Oct. 5, 2003. Including his 47-yard return for a touchdown in Super Bowl XXXVI, Law has seven touchdown returns. Below is a list of Law's interceptions returned for touchdowns. The Patriots are 6-1 in games when Law has scored a touchdown.

TY LAW'S CAREER INTERCEPTIONS RETURNED FOR TD

Date	Opponent	Length	Quarterback	Result
10/06/03	Tennessee	65 yds	Steve McNair	W, 38-30
02/03/01	St. Louis*	47 yds	Kurt Warner	W, 20-17
01/06/01	Carolina	46 yds	Chris Weinke	W, 38-6
09/30/01	Indianapolis	23 yds	Peyton Manning	W, 44-13
10/17/99	Miami	27 yds	Damon Huard	L, 30-31
09/13/98	Indianapolis	59 yds	Peyton Manning	W, 29-6
12/08/96	N.Y. Jets	38 yds	Glenn Foley	W, 24-10

*-Super Bowl XXXVI



PATRIOTS NEWS & NOTES



BIG MAC ATTACK

WILLIE MCGINEST ranks fourth on the Patriots' all-time sacks list with 62.5 career sacks. In 2003, he recorded 5.5 sacks and 79 tackles (58 solo), his highest tackle total since 1999. **He led the team and the NFL with five postseason sacks**, including a sack in Super Bowl XXXVIII. McGinest has at least one sack in each of his three Super Bowl appearances, becoming the first player in NFL history to record a sack in three consecutive Super Bowl appearances. He is the Patriots' career postseason sack leader and ranks third all-time in NFL postseason history with 11.5 career postseason sacks, trailing only Bruce Smith (14.5) and Reggie White (12.0). The Patriots' all-time regular-season sack leaders are listed below.

PATRIOTS ALL-TIME SACK LEADERS

1. Andre Tippett, 1982-93.100.0	4. Willie McGinest, 1993-..62.5
2. Julius Adams, 1971-87....79.5	5. Ray Hamilton, 1973-81.....54.0
3. Tony McGee, 1974-81.....72.5	6. Chris Slade, 1993-0051.0

ROMAN'S EMPIRE

ROMAN PHIFER finished third on the team with 133 tackles in 2003. In 2002, he led the team with 109 tackles, following a 2001 campaign where he recorded 92 tackles. Since he arrived in New England in 2001, Phifer is the Patriots' leading tackler, having amassed 334 stops over that time.

PATRIOTS LEADING TACKLERS SINCE 2001

Player	2001	2002	2003	Total
Roman Phifer	92	109	133	334
Tedy Bruschi	73	65	137	275
Ty Law	70	77	77	224
Mike Vrabel	60	75	69	204
Lawyer Milloy	113	91	-	204
Richard Seymour	44	56	80	180
Willie McGinest	33	62	79	174
Ted Johnson	46	96	26	168
Bobby Hamilton	52	55	55	162

HOT ROD

Safety RODNEY HARRISON was a force in the secondary in his first season in New England in 2003, leading the team with a career-high 140 tackles (105 solo), according to coaching grades. He was credited with 125 tackles by press box statisticians, a figure that led all NFL defensive backs. Under Harrison's leadership in the secondary, the Patriots gave up just one pass play of over 50 yards and no rushes of more than 23 yards. Harrison also brought his game to opposing quarterbacks, recording three sacks, while helping stuff opposing rushers as part of the NFL's fourth-ranked run defense.

ABLE VRABEL

MIKE VRABEL led the team with a career-high 9.5 sacks in 2003, the most by any Patriot in the Bill Belichick era and the most since Willie McGinest notched 9.5 sacks in 1996. Vrabel's sacks came in bunches, with three coming against Cleveland (10/26) and two each against Miami (12/07) and the New York Jets (12/20). Vrabel was named the AFC Defensive Player of the Month for December, recording 26 tackles, four sacks and an interception. He continued his strong play all the way to the Super Bowl, where he recorded two sacks and caught a touchdown pass after lining up as a tight end in an offensive set.

BIG PLAY BETHEL

Kick returner BETHEL JOHNSON led the AFC in 2003 with a 28.2-yard kickoff return average. It was the second consecutive season a Patriots kick returner led the AFC (Kevin Faulk, 27.9 in 2002). Johnson returned one kick for a touchdown (92 yards at Indianapolis) and tore off five kick returns for 50 yards or more. He had two returns of 50 yards or more against both Indianapolis (11/30) and Tennessee (10/05), playing a crucial role in both tight Patriots victories.

TAKING AIM

ADAM VINATIERI is the most accurate kicker in franchise history and is the 10th most accurate kicker in NFL history. He has recorded an 80.6 percent conversion rate (212/263) over his eight-year career. In 2003, Vinatieri hit 76.5 percent of his kicks (26/34). He has connected on 59 of his last 71 kicks, good for an 83.1 percent clip.



NFL ALL-TIME MOST ACCURATE KICKERS

	TEAM	PCT.	FGM/FGA
1. Mike Vanderjagt	Colts	87.9	174/198
2. David Akers	Eagles	83.0	112/135
3. Olindo Mare	Dolphins	82.4	182/221
4. Matt Stover	Ravens	82.1	321/391
5. Ryan Longwell	Packers	82.0	182/222
6. Jeff Wilkins	Rams	81.7	205/251
7. John Carney	Saints	81.5	343/421
8. Doug Brien	Jets	80.9	182/225
9. Jason Hanson	Lions	80.7	284/352
10. Adam Vinatieri	Patriots	80.6	212/263
11. Gary Anderson	Titans	80.2	521/650
12. John Kasay	Panthers	80.1	265/331
13. Mike Hollis	Giants	80.0	200/250
14. Jason Elam	Broncos	79.1	288/364
15. Morten Andersen	Chiefs	78.9	502/636
16. Martin Gramatica	Buccaneers	78.8	126/160

SCORING MACHINE

ADAM VINATIERI is the second leading scorer in Patriots history, totaling 917 points in his eight seasons with the club. Vinatieri made the team as a rookie free agent in 1996 and has scored 100 points or more in each of his eight seasons, joining Jason Elam of the Denver Broncos as the only two kickers in NFL history to accomplish the feat. Vinatieri has kicked the most field goals in Patriots history, having tallied 212 successful boots in a Patriots uniform.

LEADING SCORERS IN PATRIOTS HISTORY

#	SCORING	TD	PAT/PATA	2-Pt	FG /FGA	TP
1	Gino Cappelletti	42	346/ 358	2	176/ 334	1,130
2	Adam Vinatieri	0	279/ 285	1	212/ 263	917
3	John Smith	0	308/ 323	0	128/ 191	692

LAST-MINUTE MAN

ADAM VINATIERI nailed his second Super Bowl-winning field goal, booting a 41-yarder through the uprights with four seconds left to give the Patriots a 32-29 victory over Carolina in Super Bowl XXXVIII. He is the only kicker in NFL history to kick a game-winning field goal in the final minute of the Super Bowl and has accomplished the feat twice, including his 48-yarder to win Super Bowl XXXVI. Out of the Patriots' six playoff wins since 2001, four were decided on game-winning boots by Vinatieri. In all, Vinatieri has kicked 17 game-winning field goals in his career, including nine in the past three seasons. His game-winners are listed below:

ADAM VINATIERI'S GAME-WINNING FIELD GOALS

Date	Opponent	Yds	Time	Final Score
02/01/04	Carolina*	41	0:04	32-29
01/10/04	Tennessee*	46	4:06	17-14
11/23/03	at Houston	28	0:41 (OT)	23-20
12/29/02	Miami	35	12:57 (OT)	27-24
09/22/02	Kansas City	35	10:20 (OT)	41-38
02/03/02	St. Louis*	48	0:00	20-17
01/19/02	Oakland*	23	6:31 (OT)	16-13
12/16/01	at Buffalo	23	9:15 (OT)	12-9
10/14/01	San Diego	44	10:55 (OT)	29-26
12/17/00	at Buffalo	24	0:19 (OT)	13-10
11/19/00	Cincinnati	22	0:03	16-13
09/19/99	Indianapolis	26	0:35	31-28
09/12/99	at N.Y. Jets	23	0:03	30-28
12/20/98	San Francisco	35	0:03	24-21
10/04/98	at New Orleans	27	0:03	30-27
09/14/97	N.Y. Jets	34	6:57 (OT)	27-24
09/22/96	Jacksonville	40	12:24 (OT)	28-25

*-Playoffs



PRESEASON RECAP: WEEKS 3&4

GAME 4: JAGUARS 31, PATRIOTS 0

September 2, 2004 ★ Gillette Stadium (Att: 68,436)

	1	2	3	4	Final
Jacksonville Jaguars	0	0	3	28	— 31
New England Patriots	0	0	0	0	— 0

CLOUD NINE

Patriots running back Michael Cloud gained a total of 194 yards this preseason, the highest preseason rushing total by a Patriot in six years. Sedrick Shaw gained 203 yards on 65 carries in the 1998 preseason, a year in which the Patriots played five preseason games. In the 2004 preseason, Cloud ran the ball 49 times for 194 yards, an average of 3.9 yards per carry.

ELEMENTARY, MY DEAR WATSON

Despite seeing action in just three of the four exhibition matchups, rookie tight end Benjamin Watson led the Patriots in receptions in the preseason, totaling 10 catches for 114 yards and one touchdown. Watson's best performance came at Carolina where he pulled in six catches for 49 yards and a score.

KURPEIKIS: LEADING TACKLER

Outside linebacker Justin Kurpeikis led the Patriots in tackles in the 2004 preseason with 21 stops. In both exhibition games at Gillette Stadium, Kurpeikis led the team, with nine stops against the Eagles on Aug. 13, and a Patriots 2004 preseason high 11 against the Jaguars.

IT'S MILLER TIME

Patriots punter Josh Miller continued his strong preseason play, averaging 43.9 yards on seven punts against Jacksonville. Miller finished the preseason with a 46.1-yard average, the highest since Lee Johnson registered a 46.3-yard average in the 1999 preseason. Miller's 921 total yards on 20 punts during in the four exhibition matchups were the most since Johnson's 1,097 yards on 24 punts in the 2000 preseason.

WHAT A RUSH

The Patriots gained a total of 485 rushing yards this preseason. The total is the highest number of yards on the ground for the Patriots in preseason play since they scampered for 506 yards in the 2000 preseason, a year in which they played five preseason contests. New England averaged 4.2 yards per carry this preseason (116-485). The last time the Patriots averaged more than 4.2 yards per carry in a regular season was in 1983, when New England averaged 4.8 yards per scamper.

ROOKIES EARN STARTING NODS

The Patriots used their final preseason game as an opportunity to give their rookie class some valuable game experience. Six Patriots rookies earned starting nods, including five on the defensive side of the ball. Five of the Patriots' eight 2004 draft choices started. Cornerbacks Randall Gay and Christian Morton, safety Dexter Reid and defensive ends Marquise Hill and Vince Wilfork all started on defense, while tight end Benjamin Watson started on the offensive side.

BUILDING DEPTH

New England continued to build its depth, as 18 of the Patriots' 22 starters earned a nod for the first time in the 2004 preseason. Out of New England's offensive and defensive starters, only tackles Adrian Klemm and Brandon Gorin, along with tight end Benjamin Watson and linebacker Dan Klecko had earned starting assignments in one or more of the Patriots' previous three preseason contests.

HOLDING THEIR OWN

The Patriots defense, including six rookie starters, held its own against the Jaguars' first-string offense. New England held Jacksonville's starting offense to just two first downs on its three possessions and did not allow the Jaguars to venture onto the Patriots' side of the field on any of their first-unit drives.

GAME 3: PANTHERS 20, PATRIOTS 17

August 28, 2004 ★ Bank of America Stadium (Att: 67,688)

	1	2	3	4	Final
New England Patriots	0	14	3	0	— 17
Carolina Panthers	0	10	0	10	— 20

The Patriots fell to 1-2 in the 2004 preseason with a 20-17 loss to the Carolina Panthers in Charlotte, N.C. In a rematch of Super Bowl XXXVIII, played in Houston 209 days earlier, the contest between New England and Carolina once again came down to the final play of the game. But in this preseason battle, Adam Vinatieri could not convert a 56-yard field goal attempt to tie the game and the Patriots dropped their second straight preseason game.

ABLE VRABEL

MIKE VRABEL stripped DeShaun Foster of the ball with 11:01 left in the third quarter, allowing Ty Warren to recover the ball, giving the Patriots possession and snuffing out Carolina's first drive of the second half. In 2003, Vrabel led the Patriots with four forced fumbles and also forced Panthers quarterback Jake Delhomme to cough up the ball in Super Bowl XXXVIII.

TOM TERRIFIC

TOM BRADY began the game in a groove, completing 13 of his first 15 passes for 177 yards and two touchdowns, earning a 155.4 passer rating through his first four drives. He completed his first six passes of the game, then scrambled and found a wide-open Daniel Graham for a 46-yard touchdown and a 7-0 Patriots lead on the opening play of the second quarter. On his fourth drive of the game, Brady directed a 10-play march down the field, ending in a 6-yard touchdown pass to Benjamin Watson and a 14-3 Patriots lead.

GOLDEN GRAHAM

Patriots tight end DANIEL GRAHAM found a seam in the Carolina defense and hauled in a wide-open 46-yard touchdown pass from Tom Brady to give the Patriots a 7-0 lead on the first play of the second quarter. The longest reception of Graham's career in regular-season play was a 38-yard grab against Cleveland (10/26/03). In 2003, Graham caught 38 passes for 409 yards and four touchdowns.

BEN JAMMIN

Patriots tight end BENJAMIN WATSON hauled in a 6-yard touchdown pass from Tom Brady with 5:48 left in the first half to give the Patriots a 14-3 lead. The 32nd pick in the 2004 draft showed good hands by holding onto the ball and busting into the end zone for his first taste of the end zone in a Patriots uniform. In his four college seasons, Watson grabbed a total of seven touchdown passes.

QUICK HITS

- Nose tackle KEITH TRAYLOR tipped a Jake Delhomme pass at the line of scrimmage on third-and-three at the Panthers' 19-yard line late in the first quarter, forcing Carolina to punt.
- ROMAN PHIFER tipped a Jake Delhomme pass on third-and-goal from the Patriots' nine-yard line with 10:37 left in the first half. The play forced Carolina to kick a field goal after having a first-and-goal from the nine.
- EUGENE WILSON and TYRONE POOLE teamed to break up a Delhomme pass in the end zone intended for Mushin Muhammad with 11:50 left in the first half. Carolina was forced to kick a field goal on the drive.
- TOM BRADY scrambled and completed a 13-yard pass to David Patten on third-and-nine from his own 27-yard line with 9:35 left in the first half to extend a Patriots drive that ended in their second touchdown of the game.



PRESEASON RECAP: WEEKS 1&2

GAME 2: BENGALS 31, PATRIOTS 3

August 21, 2004 ★ Paul Brown Stadium (Att: 50,287)

	1	2	3	4	Final
New England Patriots	0	3	0	0	— 3
Cincinnati Bengals	14	14	3	0	— 31

The Patriots saw their eight-game preseason winning streak snapped in a 31-3 loss to the Bengals at Paul Brown Stadium in Cincinnati. The Bengals scored touchdowns on their first three drives, and the Patriots could not rebound after falling into an early 21-0 hole. Adam Vinatieri got the Patriots on the board with a 25-yard field goal to cut the lead to 21-3, but another Cincinnati touchdown before halftime put the score at 28-3 by the interval and the Patriots could not mount a second-half resurgence.

UNFAMILIAR FEELING

Including preseason, regular-season and postseason games, the Patriots had won 16 consecutive games until falling to the Bengals. The last time they had tasted defeat in a game was on Sept. 28, 2003, when the Washington Redskins claimed a 20-17 win at FedEx Field. Until the loss to Cincinnati, **327 days** had passed since the Patriots last lost a game of any kind.

PRESEASON STREAK BROKEN

The Patriots suffered a loss in the preseason for the first time since Aug. 10, 2002, snapping an eight-game preseason win streak that tied the longest such streak in team history. Before losing to Cincinnati, the last time New England lost in the preseason was in the first game of the 2002 preseason (08/10/02), when the New York Giants claimed a 22-19 victory at Giants Stadium. The last time New England won eight straight preseason contests was from Aug. 28, 1977 to Aug. 4, 1979.

IN THE GROOVE

On the Patriots' third drive of the game, TOM BRADY settled into a groove, completing all six of his pass attempts for a total of 95 yards, including three completions of more than 20 yards. On the drive, Brady completed a 31-yard pass to tight end Daniel Graham, then hit wide receiver Deion Branch for gains of 28 and 24 yards to march the Patriots deep into Bengals territory. The drive allowed the Patriots to break onto the scoreboard for the first time on a 25-yard boot from Adam Vinatieri.

PRESEASON POINT HIGH

The Patriots had allowed the Bengals to score 31 points, the highest number of points allowed in a preseason game in four years. The last time New England allowed that many points in a preseason game was on Aug. 20, 2000, when the Patriots dropped a 31-21 decision to the Tampa Bay Buccaneers at Foxboro Stadium. The last time the Patriots allowed more than 31 points in the preseason was on Aug. 28, 1999, when the Tampa Bay Buccaneers notched a 45-14 win in Tampa.

PICK-FREE STREAK ENDS

TOM BRADY threw an interception in the second quarter, ending a string of six consecutive preseason games without throwing a pick. Prior to this game, the last time Brady was intercepted in the preseason was on Aug. 23, 2002, when he threw a first-quarter pick against the Carolina Panthers.

QUICK HITS

- DEXTER REID made a diving breakup of a Carson Palmer pass intended for tight end Matt Schoebel in the end zone late in the second half.
- TERRELL BUCKLEY batted down a Palmer pass intended for Chad Johnson on third down in the second quarter. The Bengals were forced to punt on the next play.
- ROSEVELT COLVIN and JARVIS GREEN combined to sack Palmer for a 4-yard loss in the second quarter.

GAME 1: PATRIOTS 24, EAGLES 6

August 13, 2004 ★ Gillette Stadium (Att: 68,756)

	1	2	3	4	Final
Philadelphia Eagles	0	3	3	0	— 6
New England Patriots	7	3	7	7	— 24

The defending Super Bowl champions opened the preseason on a solid note, defeating the Philadelphia Eagles – the 2003 NFC runners-up – by a 24-6 margin. The Patriots jumped out to a 10-0 lead in the second quarter and never looked back, as another strong defensive effort at Gillette Stadium kept the Eagles from making a comeback. Super Bowl XXXVIII MVP Tom Brady opened the scoring with a 9-yard strike to David Patten with 4:10 left in the first quarter, then Adam Vinatieri capitalized on a blocked punt by Larry Izzo to make the score 10-0 on a 47-yard field goal with 12:15 left in the first half. The Eagles chipped into the lead with field goals just before halftime and then just after the intermission to put the score at 10-6 heading into the final minute of the third quarter. But, Rohan Davey found Michael Jennings for a 5-yard score with 21 seconds left in the third quarter to up the New England advantage to 17-6. On the Patriots' next possession, Davey hooked up with Ricky Bryant for a 23-yard connection and gave the Patriots a 24-6 lead. New England's defense forced the Eagles to go three-and-out on six occasions, including twice in the fourth quarter.

BIG D

The Patriots allowed just six points against the Eagles, continuing their defensive dominance at Gillette Stadium. Last season, the Patriots set an NFL record by allowing just 68 points at home in the regular season, an average of just 8.5 points per game. Those 68 points were the fewest allowed by any team since the eight-game home schedule began in 1978.

TROY DOES IT ALL

TROY BROWN pulled off a unique triple feat by seeing action on the Patriots' first possessions on offense and defense and on the first punt return of the game. New England opened the game on defense, and Brown saw time as a nickel back when the Eagles went with a three-wide receiver formation. When the Patriots defense forced the Eagles to punt, Brown returned the kick, then he saw action in his most familiar position at wide receiver on the Patriots' first offensive possession. Brown made his first defensive tackle as a Patriot when he teamed with Roman Phifer to drag down Freddie Mitchell with 2:47 left in the first quarter.

TOMMY GUN

TOM BRADY directed the Patriots' first two offensive possessions of the evening and completed three of his four passes for 31 yards and a touchdown, earning a 136.5 passer rating for the game. Brady has a history of starting strong in the preseason, as last year he led the NFL with a 116.7 preseason rating while throwing for six touchdowns and no interceptions.

FLY PATTEN

Patriots wide receiver DAVID PATTEN announced his return from a knee injury that sidelined him for much of last season by grabbing the Patriots' first touchdown of the preseason, a nine-yard grab from Tom Brady with 4:12 left in the first quarter. In 2003, Patten led the Patriots in the preseason with 10 receptions for 196 yards and a team-high three touchdowns but was slowed by injuries in the regular season and was placed on injured reserve after seeing action in just six games.

SPECIAL TEAMS ACE

Special teams captain LARRY IZZO showed why he is one of the best special teams specialists in the business, as the two-time Pro Bowler broke through the Philadelphia punt protection to block Dirk Johnson's kick in the second quarter. Izzo has paced the Patriots' special teams units since arriving in New England in 2001 and has led his team in special teams tackles in each of his last five seasons.



BROADCAST INFO. / TRANSACTIONS

WBCN PATRIOTS ROCK RADIO NETWORK

For the 10th consecutive season, WBCN is proud to be the flagship station for the Patriots Rock Radio Network. Every Patriots game can be heard on WBCN (104.1 FM) and its network of 34 stations throughout all six New England states. Longtime broadcast tandem Gil Santos and Gino Cappelletti will call all of the action in static-free stereo sound.



FLAGSHIP STATION
WBCN
Boston ★ 104.1 FM



MASSACHUSETTS

WAHL	Athol	99.9 FM
WXTK	Cape Cod	95.1 FM
WSAR	Fall River	1480 AM
WEIM	Fitchburg	1280 AM
WKKB	New Bedford	100.3 FM
WBEC	Pittsfield	1420 AM
WBEC	Pittsfield	95.7 FM
WAQY	Springfield	102.1 FM
WWFX	Worcester	100.1 FM

MAINE

WEBB	Augusta	98.5 FM
WTUL	Augusta	1400 AM
WNSX	Bangor	97.7 FM
WSHK	Kittery	105.3 FM
WBLM	Portland	102.9 FM
WOZI	Presque Isle	101.9 FM

CONNECTICUT

WCCC	Hartford	106.9 FM
WMOS	New London	104.7 FM
WINY	Putnam	1350 AM

NEW HAMPSHIRE

WTSL	Hanover	1400 AM
WZBK	Keene	1220 AM
WBHG	Laconia	101.5 FM
WVRR	Lebanon	101.7 FM
WGIR	Manchester	610 AM
WSAK	Hampton	102.1 FM
WXKL	Concord	1450 AM

RHODE ISLAND

WSKO	Providence	790 AM
WSKO	Providence	99.7 FM

VERMONT

WKVT	Brattleboro	92.7 FM
WCPV	Burlington	101.3 FM
WMXR	Claremont	93.9 FM
WMOO	Derby	92.1 FM
WEXP	Rutland	101.5 FM
W257AUS	Johnsb.	99.3 FM
WSNO	Waterbury	960 AM

PATRIOTS MONDAY ON WEEI

Sports Radio 850 WEEI has the exclusive rights to broadcast "Patriots Monday" from Gillette Stadium every week during the season. The daylong programming lineup offers fans unique access from head coach Bill Belichick and quarterback Tom Brady along with appearances by Troy Brown and Richard Seymour, among other star players.

Time (Mondays)	Show	Guest(s)
6:00 – 10:00 a.m.	Dennis and Callahan	Tom Brady
10:00 a.m. – 2:00 p.m.	Dale and Neumy	Stars of the Week
2:00 – 6:00 p.m.	The Big Show	Coach Belichick

PATRIOTS.COM

The official Web site of the New England Patriots offers fans an exciting lineup of daily features and is one of the most advanced and exciting Web sites in all of sports. **Patriots Video News** is a streaming video show broadcast daily on Patriots.com, giving Patriots fans interviews and analysis that picks up where the newspapers and TV reports leave off. **Patriots.com Radio** features six hours of original daily programming beginning at noon ET and allows fans to interact with hosts and guests via phone and email. Besides these features, the site offers daily news updates, press releases, live coverage of all press conferences and much more.

PATRIOTS FOOTBALL WEEKLY ON WB56

Join the editorial staff of Patriots Football Weekly for a half-hour Patriots extravaganza every Saturday night on WLVI-TV (WB56). The ultimate studio sports show for the ultimate Patriots fan is patterned like the official team newspaper, aiming to be confrontational and opinionated as the reporters dish about what's ahead for the team, give opponent analysis and offer insider information they've learned from working in the trenches at Gillette Stadium.

WLVI-TV Channel 56

Patriots Football Weekly Every Saturday at 11:00 p.m.

2004 TRANSACTIONS

3/31	Keith TraylorSigned
4/5	Michael CloudRe-signed
4/13	Otis SmithSigned
4/19	Corey DillonAcquired via trade (CIN)
4/24	Vince WilforkDrafted
	Benjamin WatsonDrafted
	Marquise HillDrafted
	Guss ScottDrafted
4/25	Dexter ReidDrafted
	Cedric CobbsDrafted
	P.K. SamDrafted
	Christian MortonDrafted
4/28	Jeff BurrisSigned
4/29	Eric AlexanderSigned as a rookie free agent
	Quinn DorseySigned as a rookie free agent
	Louis GachelinSigned as a rookie free agent
	Randall GaySigned as a rookie free agent
	Brian SawyerSigned as a rookie free agent
	Cody ScatesSigned as a rookie free agent
	Grant SteenSigned as a rookie free agent
5/2	Ricky BryantSigned as a rookie free agent
	Andy MignerySigned as a rookie free agent
5/11	Bob HallenSigned
5/24	Louis GachelinReleased
6/8	Terrell BuckleySigned
	Phillip CrosbyReleased
	Sean McDermottReleased
	Frank MoreauReleased
6/22	Dexter ReidSigned
	DeVonte PetersonSigned
6/24	Marquise HillSigned
6/25	Ryan AtoeSigned
7/7	Otis SmithReleased
7/14	Jason PerryReleased
7/15	Kurt KittnerSigned
7/19	Jim MillerSigned
	Vince WilforkSigned
7/21	Marquise WalkerReleased
7/23	Matt CerroneSigned
7/25	P.K. SamSigned
	Christian MortonSigned
	Ryan AtoeReleased
	Ricky BryantReleased
7/27	Zeron FlemisterSigned
7/28	Dwight JohnsonSigned
	James WilliamsSigned
7/29	Jeff BurrisReleased
7/30	Cedric CobbsSigned
	Guss ScottSigned
	Matt CerroneReleased
8/1	Ricky BryantSigned
8/2	Rodney BaileyPlaced on Reserve / Injured
	Jack FaduleReleased
8/5	Earthwind MorelandSigned
	Dana StubblefieldSigned
8/6	Kurt KittnerReleased
	DeVonte PetersonReleased
	James WilliamsReleased
8/11	Zeron FlemisterPlaced on Reserve / Injured
8/16	Benjamin WatsonSigned
8/17	Joel JacobsSigned
	Quinn DorseyTraded (CHI)
8/23	Fred McCraryReleased
8/25	Andy MigneryWaived
8/26	J.J. StokesReleased
8/30	Guss ScottPlaced on Reserve / Injured
	Cody ScatesReleased
	Brian SawyerReleased
8/31	Dana StubblefieldPlaced on Reserve / Injured
	Jim MillerReleased
	Tim ProvostReleased
9/3	Kory ChapmanSigned
	Jim MillerSigned
	Kliff Kingsbury, Dwight Johnson, Earthwind Moreland, Jamil Soriano, Lawrence Flugence, Joel Jacobs, Grant Steen, Scott Farley and Michael CloudReleased
9/5	Matt ChathamPlaced on Reserve/PUP
	Cedric CobbsPlaced on Reserve/PUP
	Eric Alexander, Ricky Bryant, Terrell Buckley, Kory Chapman, Je'Rod Cherry, Chas Gessner, Michael Jennings, Justin Kurpeikis, Malaefou Mackenzie, Christian Morton, David Pruce, Buck RasmussenReleased



2003 FINAL OFFENSIVE STATISTICS

WON 14, LOST 2			
09/07 L 0-31	at Buffalo	73,262	
09/14 W 31-10	at Philadelphia	67,624	
09/21 W 23-16	New York Jets	68,436	
09/28 L 17-20	at Washington	83,632	
10/05 W 38-30	Tennessee	68,436	
10/12 W 17-6	New York Giants	68,436	
10/19 W 19-13 OT	at Miami	73,650	
10/26 W 9-3	Cleveland	68,436	
11/03 W 30-26	at Denver	76,203	
11/16 W 12-0	Dallas	68,436	
11/23 W 23-20 OT	at Houston	70,719	
11/30 W 38-34	at Indianapolis	57,102	
12/07 W 12-0	Miami	68,436	
12/14 W 27-13	Jacksonville	68,436	
12/20 W 21-16	at New York Jets	77,835	
12/27 W 31-0	Buffalo	68,436	

TOTAL FIRST DOWNS	294	293
Rushing	91	91
Passing	177	177
Penalty	26	25
3rd Down: Made/Att	84/227	81/235
3rd Down Pct.	37.0	34.5
4th Down: Made/Att	6/14	6/16
4th Down Pct.	42.9	37.5
POSSESSION AVG.	30:50	29:10
TOTAL NET YARDS	5039	4666
Avg. Per Game	314.9	291.6
Total Plays	1042	1060
Avg. Per Play	4.8	4.4
NET YARDS RUSHING	1607	1434
Avg. Per Game	100.4	89.6
Total Rushes	473	401
NET YARDS PASSING	3432	3232
Avg. Per Game	214.5	202.0
Sacked/Yards Lost	32/219	41/253
Gross Yards	3651	3485
Att./Completions	537/320	618/328
Completion Pct.	59.6	53.1
Had Intercepted	13	29
PUNTS/AVERAGE	88/37.1	90/40.6
NET PUNTING AVG.	88/33.5	90/34.4
PENALTIES/YARDS	111/998	107/845
FUMBLES/BALL LOST	25/11	31/12
TOUCHDOWNS	39	23
Rushing	9	10
Passing	23	11
Returns	7	2

* SCORE BY PERIODS	Q1	Q2	Q3	Q4	OT	PTS
TEAM	80	83	79	97	9	348
OPPONENTS	42	73	51	72	0	238

* SCORING	TD	Ru	Pa	Rt	K	PAT	FG	S	PTS
Vinatieri	0	0	0	0	37/38	25/34	0	112	
Givens	6	0	6	0			0	36	
Cloud	5	5	0	0			0	30	
T. Brown	4	0	4	0			0	24	
Graham	4	0	4	0			0	24	
Branch	3	0	3	0			0	18	
B. Johnson	3	0	2	1			0	18	
Smith	3	3	0	0			0	18	
Bruschi	2	0	0	2			0	12	
Fauria	2	0	2	0			0	12	
Brady	1	1	0	0			0	6	
Centers	1	0	1	0			0	6	
Chatham	1	0	0	1			0	6	
Law	1	0	0	1			0	6	
McGinest	1	0	0	1			0	6	
Samuel	1	0	0	1			0	6	
Ward LG	1	0	1	0			0	6	
Ward TM	1	0	1	0			0	6	
Green	0	0	0	0			0	0	
TEAM	39	9	23	7	37/38	25/34	1	348	
OPPONENTS	23	10	11	2	21/21	25/35	1	238	

2-Pt. Conversions: TEAM 0-0, OPPONENTS 1-2
 SACKS: Vrabel 9.5, Seymour 8.0, McGinest 5.5,
 Harrison 3.0, Bruschi 2.0, Colvin 2.0,
 Green 2.0, Washington 2.0, Chatham 1.5,
 Klecko 1.5, Banta-Cain 1.0, Cherry 1.0,
 Pleasant 1.0, Warren 1.0, TEAM 41.0,
 OPPONENTS 32.0

Vinatieri: () (27G) (24G,22G,47G) (23G,46N) (34N,
 39N,48G) (42N,28G) (25G,30G) (27G,48N,28G,38G)
 (40G,46G,28G) (23G,26G) (21G,38N,32G,37B,28G)
 (43G) (29G,54N) (22G,31G) () (24N,24G)

* PASSING	Att	Cmp	Yds	Cmp%	Yds/Att	TD	TD%	Int	Int%	Long	Sack/Lost	Rating
Brady	527	317	3620	60.2	6.87	23	4.4	12	2.3	82t	32/ 219	85.9
Davey	7	3	31	42.9	4.43	0	0.0	0	0.0	16	0/ 0	56.3
Faulk	1	0	0	0.0	0.00	0	0.0	0	0.0	0	0/ 0	39.6
Givens	1	0	0	0.0	0.00	0	0.0	1	100.0	0	0/ 0	0.0
Huard	1	0	0	0.0	0.00	0	0.0	0	0.0	0	0/ 0	39.6
TEAM	537	320	3651	59.6	6.80	23	4.3	13	2.4	82t	32/ 219	84.3
OPPONENTS	618	328	3485	53.1	5.64	11	1.8	29	4.7	67	41/ 253	56.2

* RUSHING	No.	Yds	Avg	Long	TD
Smith	182	642	3.5	30	3
Faulk	178	638	3.6	23	0
Cloud	27	118	4.4	42	5
Centers	21	82	3.9	13	0
Brady	42	63	1.5	11	1
T. Brown	6	27	4.5	11	0
Pass	6	27	4.5	11	0
Branch	1	11	11.0	11	0
Klecko	2	5	2.5	5	0
Patten	1	4	4.0	4	0
McCrary	3	3	1.0	4	0
Walter	2	0	0.0	0	0
Huard	1	-1	-1.0	-1	0
B. Johnson	1	-12	-12.0	-12	0
TEAM	473	1607	3.4	42	9
OPPONENTS	401	1434	3.6	23	10

* RECEIVING	No.	Yds	Avg	Long	TD
Branch	57	803	14.1	66t	3
Faulk	48	440	9.2	27	0
T. Brown	40	472	11.8	82t	4
Graham	38	409	10.8	38	4
Givens	34	510	15.0	57	6
Fauria	28	285	10.2	28	2
Centers	19	106	5.6	14	1
B. Johnson	16	209	13.1	45	2
Stokes LG	15	154	10.3	31	0
Stokes TM	2	38	19.0	31	0
Smith	14	92	6.6	16	0
Patten	9	140	15.6	42	0
Ward LG	7	106	15.1	31t	1
Ward TM	7	106	15.1	31t	1
Pass	4	21	5.3	11	0
McCrary	2	12	6.0	9	0
Cloud	1	8	8.0	8	0
Andruzzi	1	0	0.0	0	0
TEAM	320	3651	11.4	82t	23
OPPONENTS	328	3485	10.6	67	11

* INTERCEPTIONS	No.	Yds	Avg	Long	TD
Law	6	112	18.7	65t	1
Poole	6	81	13.5	44	0
Wilson	4	18	4.5	10	0
Bruschi	3	26	8.7	18t	2
Harrison	3	0	0.0	2	0
Samuel	2	55	27.5	55t	1
Vrabel	2	18	9.0	14	0
Morris	1	33	33.0	33	0
McGinest	1	15	15.0	15t	1
Izzo	1	0	0.0	0	0
TEAM	29	358	12.3	65t	5
OPPONENTS	13	122	9.4	37t	1

* PUNTING	No.	Yds	Avg	Net	TB	In	Lg	B
Walter	76	2865	37.7	33.6	3	25	52	1
Barnard TM	10	365	36.5	32.5	1	4	49	0
Brady	1	36	36.0	36.0	0	1	36	0
TEAM	88	3266	37.1	33.5	4	30	52	1
OPPONENTS	90	3658	40.6	34.4	5	21	71	0

* PUNT RETURNS	Ret	FC	Yds	Avg	Long	TD
T. Brown	29	13	293	10.1	23	0
Poole	11	3	75	6.8	18	0
Faulk	5	6	66	13.2	19	0
Branch	4	1	26	6.5	11	0
Ward LG	3	2	26	8.7	16	0
Ward TM	0	2	0	---	---	0
B. Johnson	1	0	2	2.0	2	0
TEAM	50	25	462	9.2	23	0
OPPONENTS	38	11	240	6.3	57t	1

* KICKOFF RETURNS	No.	Yds	Avg	Long	TD
B. Johnson	30	847	28.2	92t	1
Pass	11	254	23.1	36	0
Faulk	10	207	20.7	30	0
Cloud	2	38	19.0	19	0
Givens	2	31	15.5	20	0
Klecko	2	20	10.0	10	0
Vrabel	2	22	11.0	14	0
Bruschi	1	9	9.0	9	0
Ward LG	1	20	20.0	20	0
TEAM	60	1428	23.8	92t	1
OPPONENTS	77	1623	21.1	75	0

* FIELD GOALS	1-19	20-29	30-39	40-49	50+
Vinatieri	0/ 0	16/17	4/ 8	5/ 8	0/1
TEAM	0/ 0	16/17	4/ 8	5/ 8	0/1
OPPONENTS	1/ 1	8/ 8	8/11	7/14	1/1
OPPONENTS:	(44G) (57G) (41G,39G,30G,42N) (38G,29G,48B) (48G,43G,46N,33G,37G,41G) (22G,47N,49N,34G) (23G,34G,35B,35N) (29G) (44N,43G) () (19G,31G) (40G,29G) () (24G,23G,34N) (29G) (40N)				



2003 FINAL DEFENSIVE STATISTICS

Tackle statistics tabulated from coaching grades

DEFENSIVE STATISTICS											SP. TEAMS					FUMBLES - LOST (25-11)				
Name	TT	UT	A	S/ YL	Int/	Yds	PD	FF	FR		TT	UT	A	FF	FR	Own				
																No.	Lost	Rec.	O.B.	
Rodney Harrison	140	105	35	3.0	22.0	3	0	11	1	1	1	0	1	-	-	Tom Brady	13	5	3	1
Tedy Bruschi	137	87	50	2.0	16.0	3	26	16	3	1	3	2	1	-	-	Kevin Faulk	4	4	1	0
Roman Phifer	133	90	43	-	-	-	-	5	2	-	0	0	0	-	-	Troy Brown	2	0	1	1
Richard Seymour	80	45	35	8.0	57.0	-	-	10	1	-	0	0	0	-	-	Lonie Paxton	2	0	0	1
Willie McGinest	79	58	21	5.5	33.5	1	15	4	2	2	0	0	0	-	-	Ty Law	1	1	0	0
Ty Law	77	68	9	-	-	6	112	23	-	-	0	0	0	-	-	Antowain Smith	1	1	0	0
Mike Vrabel	69	48	21	9.5	55.5	2	18	4	4	1	1	0	1	-	-	Joe Andruzzi	1	0	1	0
Tyrone Poole	66	57	9	-	-	6	81	21	3	-	0	0	0	-	-	Tyrone Poole	1	0	0	0
Eugene Wilson	66	54	12	-	-	4	18	9	-	-	1	1	0	-	-	Dan Koppen	0	0	1	0
Bobby Hamilton	55	31	24	-	-	-	-	3	-	-	0	0	0	-	-	Larry Centers	0	0	1	0
Ted Washington	45	33	12	2.0	7.0	-	-	-	1	-	0	0	0	-	-	Ken Walter	0	0	1	0
Asante Samuel	35	33	2	-	-	2	55	9	-	-	2	2	0	-	-	Patrick Pass	0	0	1	0
Matt Chatham	34	22	12	1.5	10.5	-	-	-	1	2	19	6	13	-	-	Damien Woody	0	0	1	0
Ty Warren	33	18	15	1.0	1.0	-	-	2	-	-	0	0	0	-	-	Totals	25	11	11	3
Ted Johnson	26	18	8	-	-	-	-	-	-	-	0	0	0	-	-	BLOCKED KICKS				
Jarvis Green	20	14	6	2.0	8.0	-	-	1	-	-	0	0	0	-	-	XP	FG	P		
Dan Klecko	14	11	3	1.5	7.5	-	-	-	-	1	1	1	0	-	-	Dan Klecko	0	1	0	
Antwan Harris	8	6	2	-	-	-	-	1	-	-	11	5	6	-	-	Richard Seymour	0	1	0	
Larry Izzo	7	6	1	-	-	1	0	2	-	-	31	17	14	-	-	Totals	0	2	0	
Chris Akins	7	5	2	-	-	-	-	1	-	-	22	12	10	-	-	MISC. OFFENSIVE STATS				
Rick Lyle	6	5	1	-	-	-	-	-	-	-	0	0	0	-	-	Tkl	Ast	FF	FR	
Rosevelt Colvin	5	5	0	2.0	9.0	-	-	-	-	1	0	0	0	-	-	Deion Branch	3	0	0	0
Je'Rod Cherry	4	4	0	1.0	7.0	-	-	-	-	-	12	7	5	-	-	David Givens	2	0	0	0
Tully Banta-Cain	4	3	1	1.0	7.0	-	-	-	-	-	9	6	3	-	-	Bethel Johnson	2	0	1	1
Shawn Mayer	2	2	0	-	-	-	-	-	-	-	13	6	7	-	-	Christian Fauria	2	0	0	0
Anthony Pleasant	2	1	1	1.0	12.0	-	-	-	-	1	0	0	0	-	-	Dedric Ward	1	0	0	0
Don Davis	1	1	0	-	-	-	-	-	-	-	24	9	15	-	-	Patrick Pass	1	0	0	0
Patrick Pass	0	0	0	-	-	-	-	-	-	-	10	6	4	-	-	Kevin Faulk	1	0	0	0
Aric Morris	0	0	0	-	-	1	33	1	-	-	8	4	4	-	-	Dan Koppen	1	0	0	0
Daniel Graham	0	0	0	-	-	-	-	-	-	-	3	1	2	-	-	Matt Light	1	0	0	0
Fred Baxter	0	0	0	-	-	-	-	-	-	-	4	0	4	-	-	Larry Centers	1	0	0	0
David Givens	0	0	0	-	-	-	-	-	-	-	3	3	0	-	-	Totals	15	0	1	1
Bethel Johnson	0	0	0	-	-	-	-	-	-	-	3	3	0	-	1					
Fred McCrary	0	0	0	-	-	-	-	-	-	-	3	1	2	-	-					
Adam Vinatieri	0	0	0	-	-	-	-	-	-	-	1	0	1	-	-					
Lonie Paxton	0	0	0	-	-	-	-	-	-	-	1	0	1	-	-					
Kevin Faulk	0	0	0	-	-	-	-	-	-	-	0	0	0	-	1					
Troy Brown	0	0	0	-	-	-	-	-	-	-	0	0	0	-	1					
Totals	1155	830	325	41.0	253.0	29	358	123	18	10	186	92	94	0	3					

LEGEND

TT- Total Tackles

UT- Unassisted Tackles

A- Assists

S/Yds- Sacks/Yards Lost

I/Ret.- Interceptions/Return Yards

PD- Pass Defensed

FF- Forced Fumbles

FR- Fumbles Recovered

Tack. T.O. - Tackles off Turnovers

O.B. - Out of Bounds



2004 FINAL PRESEASON OFFENSIVE STATISTICS

WON 1, LOST 3

08/13 W 24- 6 Philadelphia 68,756
08/21 L 3-31 at Cincinnati 50,287
08/28 L 17-20 at Carolina 72,829
09/02 L 0-31 Jacksonville 68,756

N.E. Opp.
TOTAL FIRST DOWNS 59 76
Rushing 18 19
Passing 38 48
Penalty 3 9
3rd Down: Made/Att 22/57 20/55
3rd Down Pct. 38.6 36.4
4th Down: Made/Att 1/3 0/0
4th Down Pct. 33.3 0.0
POSSESSION AVG. 29:52 30:08
TOTAL NET YARDS 1079 1392
Avg. Per Game 269.8 348.0
Total Plays 243 253
Avg. Per Play 4.4 5.5
NET YARDS RUSHING 485 444
Avg. Per Game 121.3 111.0
Total Rushes 116 107
NET YARDS PASSING 594 948
Avg. Per Game 148.5 237.0
Sacked/Yards Lost 11/85 4/20
Gross Yards 679 968
Att./Completions 116/67 142/83
Completion Pct. 57.8 58.5
Had Intercepted 6 0
PUNTS/AVERAGE 26/45.0 27/40.8
NET PUNTING AVG. 26/38.6 27/34.6
PENALTIES/YARDS 28/219 37/289
FUMBLES/BALL LOST 14/4 8/2
TOUCHDOWNS 5 10
Rushing 0 1
Passing 5 9
Returns 0 0

* SCORE BY PERIODS	Q1	Q2	Q3	Q4	OT	PTS
TEAM	7	20	10	7	0	44
OPPONENTS	14	27	9	38	0	88

* SCORING	TD-Ru-Pa-Rt	K-PAT	FG	S	PTS
Vinatieri	0 0 0 0	5/ 5	3/ 4	0	14
Bryant	1 0 1 0				6
Graham	1 0 1 0				6
Jennings	1 0 1 0				6
Patten	1 0 1 0				6
Watson	1 0 1 0				6
TEAM	5 0 5 0	5/ 5	3/ 4	0	44
OPPONENTS	10 1 9 0	10/10	6/ 7	0	88

2-Pt. Conversions: TEAM 0-0, OPPONENTS 0-0
SACKS: Banta-Cain 1.0, Dorsey TM 1.0,
Moreland 1.0, Colvin 0.5, Green 0.5,
TEAM 4.0, OPPONENTS 11.0

* RUSHING	No.	Yds	Avg	Long	TD
Cloud	49	194	4.0	39	0
Dillon	29	104	3.6	13	0
Pass	11	71	6.5	14	0
Davey	6	49	8.2	23	0
Faulk	8	29	3.6	10	0
MacKenzie	4	16	4.0	7	0
McCrary	2	15	7.5	13	0
Kingsbury	5	9	1.8	9	0
Brady	2	-2	-1.0	-1	0
TEAM	116	485	4.2	39	0
OPPONENTS	107	444	4.1	27	1

* RECEIVING	No.	Yds	Avg	Long	TD
Watson	10	114	11.4	22	1
Branch	8	126	15.8	28	0
Patten	8	90	11.3	19	1
Gessner	6	52	8.7	15	0
Pass	6	13	2.2	7	0
MacKenzie	5	19	3.8	18	0
Graham	4	82	20.5	46t	1
Bryant	4	41	10.3	23t	1
B. Johnson	3	49	16.3	24	0
Faulk	3	45	15.0	19	0
Dillon	2	14	7.0	8	0
Fauria	2	10	5.0	7	0
Jennings	2	7	3.5	5t	1
Cloud	2	1	0.5	3	0
Givens	1	12	12.0	12	0
McCrary	1	4	4.0	4	0
TEAM	67	679	10.1	46t	5
OPPONENTS	83	968	11.7	68	9

* INTERCEPTIONS	No.	Yds	Avg	Long	TD
TEAM	0	0	---	---	0
OPPONENTS	6	62	10.3	38	0

* PUNTING	No.	Yds	Avg	Net	TB	In	Lg	B
Jo. Miller	20	921	46.1	39.6	2	3	56	0
Scates	6	248	41.3	35.3	1	2	52	0
TEAM	26	1169	45.0	38.6	3	5	56	0
OPPONENTS	27	1102	40.8	34.6	3	4	61	1

* PUNT RETURNS	Ret	FC	Yds	Avg	Long	TD
Buckley	7	2	34	4.9	14	0
Bryant	4	0	43	10.8	21	0
T. Brown	3	1	4	1.3	7	0
Faulk	2	0	28	14.0	15	0
TEAM	16	3	109	6.8	21	0
OPPONENTS	13	4	105	8.1	20	0

* KICKOFF RETURNS	No.	Yds	Avg	Long	TD
B. Johnson	5	63	12.6	23	0
Pass	5	91	18.2	29	0
Jennings	4	96	24.0	28	0
Patten	3	66	22.0	34	0
Bryant	1	20	20.0	20	0
Faulk	1	20	20.0	20	0
TEAM	19	356	18.7	34	0
OPPONENTS	12	296	24.7	37	0

* FIELD GOALS	1-19	20-29	30-39	40-49	50+
Vinatieri	0/ 0	2/ 2	0/ 0	1/ 1	0/1
TEAM	0/ 0	2/ 2	0/ 0	1/ 1	0/1
OPPONENTS	0/ 0	3/ 3	2/ 2	1/ 2	0/0
Vinatieri: (47G) (25G) (20G,56N) ()					
TEAM: (47G) (25G) (20G,56N) ()					
OPPONENTS: (46G,20G) (38G) (27G,45N,26G) (31G)					

* PASSING	Att	Cmp	Yds	Cmp%	Yds/Att	TD	TD%	Int	Int%	Long	Sack/Lost	Rating
Davey	64	31	260	48.4	4.06	2	3.1	3	4.7	24	5/ 35	50.3
Brady	44	29	374	65.9	8.50	3	6.8	2	4.5	46t	3/ 30	96.2
Kingsbury	8	7	45	87.5	5.63	0	0.0	1	12.5	20	3/ 20	50.5
TEAM	116	67	679	57.8	5.85	5	4.3	6	5.2	46t	11/ 85	67.4
OPPONENTS	142	83	968	58.5	6.82	9	6.3	0	0.0	68	4/ 20	100.3



2004 FINAL PRESEASON DEFENSIVE STATISTICS

Tackle Statistics Tabulated From Press Box Stats

DEFENSIVE STATISTICS											SP. TEAMS					FUMBLES - LOST (14-4)				
Name	TT	UT	A	S/	YL	Int/	Yds	PD	FF	FR	TT	UT	A	FF	FR	Own				
																No.	Lost	Rec.	O.B.	
Justin Kurpeikis	21	12	9	-	-	-	-	1	-	-	2	1	1	-	-	Rohan Davey	4	1	2	0
Dan Klecko	13	11	2	-	-	-	-	-	1	-	1	1	0	-	-	Corey Dillon	1	1	0	0
Rodney Harrison	11	9	2	-	-	-	-	1	-	-	-	-	-	-	-	Michael Cloud	1	1	0	0
Dexter Reid	11	6	5	-	-	-	-	2	-	-	7	4	3	-	-	Michael Jennings	1	1	0	0
Asante Samuel	9	9	0	-	-	-	-	4	1	-	-	-	-	-	-	Troy Brown	1	0	1	0
Eugene Wilson	9	8	1	-	-	-	-	1	-	-	1	1	0	-	-	Ricky Bryant	1	0	1	0
Grant Steen	9	5	4	-	-	-	-	-	1	-	-	-	-	-	-	Patrick Pass	1	0	1	1
Don Davis	9	4	5	-	-	-	-	-	-	-	-	-	-	-	-	Kevin Faulk	1	0	0	0
Tully Banta-Cain	8	7	1	1.0	0.0	-	-	-	1	-	-	-	-	-	-	Malaefou Mackenzie	1	0	0	1
Ethan Kelley	8	7	1	-	-	-	-	-	-	-	-	-	-	-	-	Tom Brady	1	0	0	0
Marquise Hill	8	6	2	-	-	-	-	-	-	-	-	-	-	-	-	Bethel Johnson	1	0	0	1
Randall Gay	8	6	2	-	-	-	-	2	-	-	-	-	-	-	-	Joe Andruzzi	0	0	1	0
Tedy Bruschi	8	4	4	-	-	-	-	3	-	-	-	-	-	-	-	Tom Ashworth	0	0	1	0
Larry Izzo	8	4	4	-	-	-	-	-	-	-	8	4	4	-	-	Totals	14	4	7	3
Ted Johnson	7	6	1	-	-	-	-	-	-	-	-	-	-	-	-	BLOCKED KICKS				
Ty Warren	7	5	2	-	-	-	-	-	-	1	-	-	-	-	-	XP	FG	P		
Eric Alexander	7	5	2	-	-	-	-	-	-	-	-	-	-	-	-	Larry Izzo	0	0	1	
Terrell Buckley	6	6	0	-	-	-	-	2	-	-	-	-	-	-	-	Totals	0	0	1	
Earthwind Moreland	6	5	1	1.0	6.0	-	-	-	1	-	-	-	-	-	-	MISC. OFFENSIVE STATS				
Mike Vrabel	6	4	2	-	-	-	-	-	1	-	-	-	-	-	-	Tkl	Ast	FF	FR	
Scott Farley	5	5	0	-	-	-	-	-	-	-	2	2	0	-	-	Stephen Neal	1	0	0	0
Jarvis Green	5	4	1	0.5	2.0	-	-	-	1	-	-	-	-	-	-	Michael Jennings	1	0	0	0
Shawn Mayer	5	3	2	-	-	-	-	-	-	-	1	1	0	1	-	Deion Branch	1	0	0	0
Roman Phifer	5	2	3	-	-	-	-	-	-	-	-	-	-	-	-	Benjamin Watson	1	0	0	0
Lawrence Flugence	5	2	3	-	-	-	-	-	-	-	1	1	0	-	-	Chas Gessner	1	0	0	0
Ty Law	4	4	0	-	-	-	-	-	-	-	-	-	-	-	-	Bethel Johnson	0	1	0	0
Christian Morton	4	4	0	-	-	-	-	-	-	-	-	-	-	-	-	Brandon Gorin	0	1	0	0
Keith Traylor	4	3	1	-	-	-	-	1	-	-	-	-	-	-	-	Totals	5	2	0	0
Willie McGinest	4	2	2	-	-	-	-	-	-	-	-	-	-	-	-					
Buck Rasmussen	3	3	0	-	-	-	-	-	-	-	-	-	-	-	-					
Dwight Johnson	3	3	0	-	-	-	-	-	-	-	-	-	-	-	-					
Quinn Dorsey	3	2	1	1.0	10.0	-	-	-	-	-	1	1	0	-	-					
Rosevelt Colvin	3	2	1	0.5	2.0	-	-	-	-	-	-	-	-	-	-					
Tyrone Poole	3	2	1	-	-	-	-	-	-	-	-	-	-	-	-					
Vince Wilfork	3	1	2	-	-	-	-	-	-	-	-	-	-	-	-					
Troy Brown	2	2	0	-	-	-	-	-	-	-	-	-	-	-	-					
Richard Seymour	2	1	1	-	-	-	-	-	-	1	-	-	-	-	-					
Guss Scott	1	1	0	-	-	-	-	1	-	-	2	1	1	-	-					
Fred McCrary	0	0	0	-	-	-	-	-	-	-	1	1	0	-	-					
Je'Rod Cherry	0	0	0	-	-	-	-	-	-	-	1	1	0	-	-					
Patrick Pass	0	0	0	-	-	-	-	-	-	-	1	1	0	-	-					
Stephen Neal	0	0	0	-	-	-	-	-	-	-	1	1	0	-	-					
Bethel Johnson	0	0	0	-	-	-	-	-	-	-	1	0	1	-	-					
Brian Sawyer	0	0	0	-	-	-	-	-	-	-	1	0	1	-	-					
Totals	243	175	68	4.0	20.0	0	0	18	7	2	32	21	11	1	0					

BLOCKED KICKS			
	XP	FG	P
Larry Izzo	0	0	1
Totals	0	0	1

MISC. OFFENSIVE STATS				
	Tkl	Ast	FF	FR
Stephen Neal	1	0	0	0
Michael Jennings	1	0	0	0
Deion Branch	1	0	0	0
Benjamin Watson	1	0	0	0
Chas Gessner	1	0	0	0
Bethel Johnson	0	1	0	0
Brandon Gorin	0	1	0	0
Totals	5	2	0	0

LEGEND

TT- Total Tackles	PD- Pass Defensed
UT- Unassisted Tackles	FF- Forced Fumbles
A- Assists	FR- Fumbles Recovered
S/Yds- Sacks/Yards Lost	Tack. T.O. - Tackles off Turnovers



HOW THE PATRIOTS WERE BUILT

<u>YEAR</u>	<u>DRAFTEES (29)</u>	<u>VETERAN FREE AGENTS (15)</u>	<u>WAIVERS (0) / TRADES (1)</u>	<u>ROOKIE AND FIRST-YEAR FREE AGENTS (8)</u>
1993	Troy Brown (8)			
1994	Willie McGinest (1)			
1995	Ty Law (1) Ted Johnson (2)			
1996	Tedy Bruschi (3)			Adam Vinatieri (fa)
1997				
1998				
1999	Kevin Faulk (2)			
2000	Adrian Klemm (2) Tom Brady (6b) Patrick Pass (7b)	Joe Andruzzi (fa) (G.B.)		Lonie Paxton (fa)
2001	Richard Seymour (1) Matt Light (2)	Larry Izzo (fa) (MIA)* David Patten (fa) (CLE) * Roman Phifer (2) (NYJ) Mike Vrabel (3) (PIT)*		Tom Ashworth (fa) Stephen Neal (fa)
2002	Daniel Graham (1) Deion Branch (2) Rohan Davey (4a) Jarvis Green (4b) David Givens (7b)	Christian Fauria (2) (SEA)*		Russ Hochstein (5)
2003	Ty Warren (1) Eugene Wilson (2a) Bethel Johnson (2b) Dan Klecko (4a) Asante Samuel (4b) Dan Koppen (5) Tully Banta-Cain (7b) Ethan Kelley (7c)	Rosevelt Colvin (4) (CHI)* Don Davis (fa) (STL)* Brandon Gorin (7) Rodney Harrison (5) (SD) Tyrone Poole (1) (DEN)*		Shawn Mayer (fa) Gene Mruzckowski (fa)
2004	Vince Wilfork (1) Benjamin Watson (1a) Marquise Hill (2) Dexter Reid (4a) P.K. Sam (5)	Bob Hallen (2) (SD)* Jim Miller (6) (TB) Josh Miller (fa) (PIT) Keith Traylor (3) (CHI)*	Corey Dillon (2) (tr-CIN)	Randall Gay (fa)

* Unrestricted Free Agent

^ Restricted Free Agent

(#) - indicates round drafted

(fa) - indicates non-drafted free agents



UNOFFICIAL DEPTH CHART

Unofficial depth chart compiled by Patriots Media Relations, Sept. 5, 2004

OFFENSE

WR:	83 Deion Branch	80 Troy Brown	81 Bethel Johnson
LT:	72 Matt Light	70 Adrian Klemm	
LG:	71 Russ Hochstein	63 Joe Andruzzi	65 Bob Hallen
C:	67 Dan Koppen	71 Russ Hochstein	65 Bob Hallen <u>64 Gene Mruczkowski</u>
RG:	63 Joe Andruzzi	61 Stephen Neal	<u>64 Gene Mruczkowski</u>
RT:	68 Tom Ashworth	76 Brandon Gorin	
TE:	82 Daniel Graham	88 Christian Fauria	<u>84 Benjamin Watson</u>
WR:	86 David Patten	87 David Givens	<u>14 P.K. Sam</u>
QB:	12 Tom Brady	6 Rohan Davey	13 Jim Miller
RB:	28 Corey Dillon	33 Kevin Faulk	
FB:	35 Patrick Pass		

DEFENSE

LE:	94 Ty Warren	<u>91 Marquise Hill</u>	<u>75 Vince Wilfork</u>
NT:	98 Keith Traylor	<u>75 Vince Wilfork</u>	<u>99 Ethan Kelley</u>
RE:	93 Richard Seymour	97 Jarvis Green	
OLB:	50 Mike Vrabel	48 Tully Banta-Cain	
ILB:	54 Tedy Bruschi	90 Dan Klecko	53 Larry Izzo
ILB:	52 Ted Johnson	95 Roman Phifer	51 Don Davis
OLB:	55 Willie McGinest	59 Rosevelt Colvin	
LCB:	24 Ty Law	22 Asante Samuel	
RCB:	38 Tyrone Poole	<u>21 Randall Gay</u>	
FS:	26 Eugene Wilson	<u>42 Dexter Reid</u>	
SS:	37 Rodney Harrison	23 Shawn Mayer	

SPECIAL TEAMS

K:	4 Adam Vinatieri		
P:	8 Josh Miller		
H:	8 Josh Miller		
PR:	80 Troy Brown	33 Kevin Faulk	38 Tyrone Poole
KR:	81 Bethel Johnson	35 Patrick Pass	33 Kevin Faulk
LS:	66 Lonie Paxton	71 Russ Hochstein	

Rookie and first-year players are underlined



2004 ROSTER BY POSITION

#NAME	POS	HT	WT	BORN	YR	COLLEGE	H.S. HOMETOWN
DEFENSIVE LINE (7)							
97 Green, Jarvis	DL	6-3	290	01/12/79	3	Louisiana State	Donaldsonville, La.
91 Hill, Marquise	DE	6-6	297	08/07/82	R	Louisiana State	New Orleans, La.
99 Kelley, Ethan	DT	6-2	303	02/12/80	1	Baylor	Sugar Land, Texas
93 Seymour, Richard	DL	6-6	310	10/06/79	4	Georgia	Gadsden, S.C.
98 Traylor, Keith	DT	6-2	340	09/03/69	13	Central State (Okla.)	Little Rock, Ark.
94 Warren, Ty	DL	6-5	300	02/06/81	2	Texas A&M	Bryan, Texas
75 Wilfork, Vince	DL	6-2	325	11/04/81	R	Miami (Fla.)	Boynton Beach, Fla.
LINEBACKER (10)							
48 Banta-Cain, Tully	LB	6-2	250	08/28/80	2	California	Sunnyvale, Calif.
54 Bruschi, Teddy	LB	6-1	247	06/09/73	9	Arizona	Roseville, Calif.
59 Colvin, Roosevelt	LB	6-3	250	09/05/77	6	Purdue	Indianapolis, Ind.
51 Davis, Don	LB	6-1	235	12/17/72	9	Kansas	Olathe, Kan.
53 Izzo, Larry	LB	5-10	228	09/26/74	9	Rice	Houston, Texas
52 Johnson, Ted	LB	6-4	253	12/04/72	10	Colorado	Alameda, Calif.
90 Klecko, Dan	DL/LB	5-11	283	01/12/81	2	Temple	Colts Neck, N.J.
55 McGinest, Willie	LB	6-5	270	12/11/71	11	Southern California	Long Beach, Calif.
95 Phifer, Roman	LB	6-2	248	03/05/68	14	UCLA	Pineville, N.C.
50 Vrabel, Mike	LB	6-4	261	08/14/75	8	Ohio State	Akron, Ohio
DEFENSIVE BACK (8)							
21 Gay, Randall	CB	5-11	186	05/05/82	R	Louisiana State	Brusly, La.
37 Harrison, Rodney	S	6-1	220	12/15/72	11	Western Illinois	Chicago, Ill.
24 Law, Ty	CB	5-11	200	02/10/74	10	Michigan	Aliquippa, Pa.
23 Mayer, Shawn	S	6-0	202	03/04/79	2	Penn State	Hillsborough, N.J.
38 Poole, Tyrone	CB	5-8	188	02/03/72	9	Fort Valley State	LaGrange, Ga.
42 Reid, Dexter	S	5-11	203	03/18/81	R	North Carolina	Norfolk, Va.
22 Samuel, Asante	CB	5-10	185	01/06/81	2	Central Florida	Ft. Lauderdale, Fla.
26 Wilson, Eugene	DB	5-10	195	08/17/80	2	Illinois	Merrillville, Ind.
OFFENSIVE LINE (10)							
63 Andruzzi, Joe	G	6-3	312	08/23/75	8	S. Connecticut State	Staten Island, N.Y.
68 Ashworth, Tom	T	6-6	305	10/10/77	3	Colorado	Englewood, Colo.
76 Gorin, Brandon	T	6-6	308	07/17/78	3	Purdue	Muncie, Ind.
65 Hallen, Bob	G/C	6-3	295	03/09/75	7	Kent State	Mentor, Ohio
71 Hochstein, Russ	G	6-4	305	10/07/77	4	Nebraska	Hartington, Neb.
70 Klemm, Adrian	T	6-3	312	05/21/77	5	Hawaii	Los Angeles, Calif.
67 Koppen, Dan	C	6-2	296	09/12/79	2	Boston College	Whitehall, Pa.
72 Light, Matt	T	6-4	305	06/23/78	4	Purdue	Greenville, Ohio
64 Mruczkowski, Gene	G/C	6-2	305	06/06/80	2	Purdue	Cleveland, Ohio
61 Neal, Stephen	G	6-4	305	10/09/76	3	Cal State-Bakersfield	San Diego, Calif.
QUARTERBACK (3)							
12 Brady, Tom	QB	6-4	225	08/03/77	5	Michigan	San Mateo, Calif.
6 Davey, Rohan	QB	6-2	245	04/14/78	3	Louisiana State	Miami, Fla.
13 Miller, Jim	QB	6-2	225	02/09/71	10	Michigan State	Waterford, Mich.
WIDE RECEIVER (6)							
83 Branch, Deion	WR	5-9	193	07/18/79	3	Louisville	Albany, Ga.
80 Brown, Troy	WR	5-10	196	07/02/71	12	Marshall	Blackville, S.C.
87 Givens, David	WR	6-0	215	08/16/80	3	Notre Dame	Humble, Texas
81 Johnson, Bethel	WR	5-11	200	02/11/79	2	Texas A&M	Corsicana, Texas
86 Patten, David	WR	5-10	190	08/19/74	8	Western Carolina	Hopkins, S.C.
14 Sam, P.K.	WR	6-3	210	02/26/83	R	Florida State	Buford, Ga.
RUNNING BACK (2)							
28 Dillon, Corey	RB	6-1	225	10/24/74	8	Washington	Seattle, Wash.
33 Faulk, Kevin	RB	5-8	202	06/05/76	6	Louisiana State	Carencro, La.
FULLBACK (1)							
35 Pass, Patrick	FB	5-10	217	12/31/77	5	Georgia	Tucker, Ga.
TIGHT END (3)							
88 Fauria, Christian	TE	6-4	250	09/22/71	10	Colorado	Encino, Calif.
82 Graham, Daniel	TE	6-3	257	11/16/78	3	Colorado	Denver, Colo.
84 Watson, Benjamin	TE	6-3	253	12/18/80	R	Georgia	Rock Hill, S.C.
SPECIALISTS (3)							
8 Miller, Josh	P	6-4	220	07/14/70	9	Arizona	Rockaway, N.Y.
66 Paxton, Lonie	LS	6-2	260	03/13/78	5	Sacramento State	Corona, Calif.
4 Vinatieri, Adam	K	6-0	202	12/28/72	9	South Dakota State	Rapid City, S.D.



2004 ALPHABETICAL ROSTER

September 5, 2004

#	NAME	POS	HT	WT	BORN	YR	COLLEGE	H.S. HOMETOWN
63	Andruzzi, Joe	G	6-3	312	08/23/75	8	Southern Connecticut St.	Staten Island, N.Y.
68	Ashworth, Tom	T	6-6	305	10/10/77	3	Colorado	Englewood, Colo.
48	Banta-Cain, Tully	LB	6-2	250	08/28/80	2	California	Sunnyvale, Calif.
12	Brady, Tom	QB	6-4	225	08/03/77	5	Michigan	San Mateo, Calif.
83	Branch, Deion	WR	5-9	193	07/18/79	3	Louisville	Albany, Ga.
80	Brown, Troy	WR	5-10	196	07/02/71	12	Marshall	Blackville, S.C.
54	Bruschi, Teddy	LB	6-1	247	06/09/73	9	Arizona	Roseville, Calif.
59	Colvin, Rosevelt	LB	6-3	250	09/05/77	6	Purdue	Indianapolis, Ind.
6	Davey, Rohan	QB	6-2	245	04/14/78	3	Louisiana State	Miami, Fla.
51	Davis, Don	LB	6-1	235	12/17/72	9	Kansas	Olathe, Kan.
28	Dillon, Corey	RB	6-1	225	10/24/74	8	Washington	Seattle, Wash.
33	Faulk, Kevin	RB	5-8	202	06/05/76	6	Louisiana State	Carencro, La.
88	Fauria, Christian	TE	6-4	250	09/22/71	10	Colorado	Encino, Calif.
21	Gay, Randall	CB	5-11	186	05/05/82	R	Louisiana State	Brusly, La.
87	Givens, David	WR	6-0	215	08/16/80	3	Notre Dame	Humble, Texas
76	Gorin, Brandon	T	6-6	308	07/17/78	3	Purdue	Muncie, Ind.
82	Graham, Daniel	TE	6-3	257	11/16/78	3	Colorado	Denver, Colo.
97	Green, Jarvis	DL	6-3	290	01/12/79	3	Louisiana State	Donaldsonville, La.
65	Hallen, Bob	G/C	6-3	305	03/09/75	7	Kent State	Mentor, Ohio
37	Harrison, Rodney	S	6-1	220	12/15/72	11	Western Illinois	Chicago, Ill.
91	Hill, Marquise	DE	6-6	300	08/07/82	R	Louisiana State	New Orleans, La.
71	Hochstein, Russ	G	6-4	305	10/07/77	4	Nebraska	Hartington, Neb.
53	Izzo, Larry	LB	5-10	228	09/26/74	9	Rice	Houston, Texas
81	Johnson, Bethel	WR	5-11	200	02/11/79	2	Texas A&M	Corsicana, Texas
52	Johnson, Ted	LB	6-4	253	12/04/72	10	Colorado	Alameda, Calif.
99	Kelley, Ethan	DT	6-2	310	02/12/80	1	Baylor	Sugar Land, Texas
90	Klecko, Dan	DL/LB	5-11	275	01/12/81	2	Temple	Colts Neck, N.J.
70	Klemm, Adrian	T	6-3	312	05/21/77	5	Hawaii	Los Angeles, Calif.
67	Koppen, Dan	C	6-2	296	09/12/79	2	Boston College	Whitehall, Pa.
24	Law, Ty	CB	5-11	200	02/10/74	10	Michigan	Aliquippa, Pa.
72	Light, Matt	T	6-4	305	06/23/78	4	Purdue	Greenville, Ohio
23	Mayer, Shawn	S	6-0	202	03/04/79	2	Penn State	Hillsborough, N.J.
55	McGinest, Willie	LB	6-5	270	12/11/71	11	Southern California	Long Beach, Calif.
13	Miller, Jim	QB	6-2	225	02/09/71	10	Michigan State	Waterford, Mich.
8	Miller, Josh	P	6-4	225	07/14/70	9	Arizona	Rockaway, N.Y.
64	Mruczkowski, Gene	G/C	6-2	305	06/06/80	2	Purdue	Cleveland, Ohio
61	Neal, Stephen	G	6-4	305	10/09/76	3	Cal State-Bakersfield	San Diego, Calif.
35	Pass, Patrick	FB	5-10	217	12/31/77	5	Georgia	Tucker, Ga.
86	Patten, David	WR	5-10	190	08/19/74	8	Western Carolina	Hopkins, S.C.
66	Paxton, Lonie	LS	6-2	260	03/13/78	5	Sacramento State	Corona, Calif.
95	Phifer, Roman	LB	6-2	248	03/05/68	14	UCLA	Pineville, N.C.
38	Poole, Tyrone	CB	5-8	188	02/03/72	9	Fort Valley State	LaGrange, Ga.
42	Reid, Dexter	S	5-11	203	03/18/81	R	North Carolina	Norfolk, Va.
14	Sam, P.K.	WR	6-3	210	02/26/83	R	Florida State	Buford, Ga.
22	Samuel, Asante	CB	5-10	185	01/06/81	2	Central Florida	Ft. Lauderdale, Fla.
93	Seymour, Richard	DL	6-6	310	10/06/79	4	Georgia	Gadsden, S.C.
98	Traylor, Keith	DT	6-2	340	09/03/69	13	Central State (Okla.)	Little Rock, Ark.
4	Vinatieri, Adam	K	6-0	202	12/28/72	9	South Dakota State	Rapid City, S.D.
50	Vrabel, Mike	LB	6-4	261	08/14/75	8	Ohio State	Akron, Ohio
94	Warren, Ty	DL	6-5	300	02/06/81	2	Texas A&M	Bryan, Texas
84	Watson, Benjamin	TE	6-3	253	12/18/80	R	Georgia	Rock Hill, S.C.
75	Wilfork, Vince	DL	6-2	325	11/04/81	R	Miami (Fla.)	Boynton Beach, Fla.
26	Wilson, Eugene	DB	5-10	195	08/17/80	2	Illinois	Merrillville, Ind.
RESERVE / PHYSICALLY UNABLE TO PERFORM								
58	Chatham, Matt	LB	6-4	250	06/28/77	5	South Dakota	Sioux City, Iowa
34	Cobbs, Cedric	RB	6-0	225	01/09/81	R	Arkansas	Little Rock, Ark.
RESERVE / INJURED								
96	Bailey, Rodney	DL	6-3	305	10/07/79	4	Ohio State	Cleveland, Ohio
46	Flemister, Zeron	TE	6-4	250	09/08/76	5	Iowa	Sioux City, Iowa
39	Scott, Guss	S	5-10	205	05/21/82	R	Florida	Jacksonville, Fla.
92	Stubblefield, Dana	DL	6-2	290	11/14/70	12	Kansas	North Bend, Ohio



2004 NUMERICAL ROSTER

#	NAME	POS	HT	WT	AGE	YR	COLLEGE	HOW ACQ.	2003 GP/GS	Playoffs
4	Adam Vinatieri	K	6-0	202	31	9	South Dakota State	FA-96	16/0/0/0	3/0/0/0
6	Rohan Davey	QB	6-2	245	26	3	Louisiana State	D4a-02	1/0/2/13	0/0/1/2
8	Josh Miller	P	6-4	225	34	9	Arizona	FA (PIT)-04	-/-/-/-	-/-/-/-
12	Tom Brady	QB	6-4	225	27	5	Michigan	D6b-00	16/16/0/0	3/3/0/0
13	Jim Miller	QB	6-2	225	33	10	Michigan State	FA-04	-/-/-/-	-/-/-/-
14	P.K. Sam	WR	6-3	210	21	R	Florida State	D5-04	-/-/-/-	-/-/-/-
21	Randall Gay	CB	5-11	186	22	R	Louisiana State	FA-04	-/-/-/-	-/-/-/-
22	Asante Samuel	CB	5-10	185	23	2	Central Florida	D4b-03	16/1/0/0	3/0/0/0
23	Shawn Mayer	S	6-0	202	25	2	Penn State	FA-03	9/0/0/0	3/0/0/0
24	Ty Law	CB	5-11	200	30	10	Michigan	D1-95	15/15/0/1	3/3/0/0
26	Eugene Wilson	DB	5-10	195	24	2	Illinois	D2a-03	16/15/0/0	3/3/0/0
28	Corey Dillon	RB	6-1	225	29	8	Washington	TR (CIN)-04	-/-/-/-	-/-/-/-
33	Kevin Faulk	RB	5-8	202	28	6	Louisiana State	D2-99	15/8/0/1	3/0/0/0
35	Patrick Pass	FB	5-10	217	26	5	Georgia	D7b-00	13/1/0/0	3/0/0/0
37	Rodney Harrison	S	6-1	220	31	11	Western Illinois	FA (SD)-03	16/16/0/0	3/3/0/0
38	Tyrone Poole	CB	5-8	188	31	9	Fort Valley State	UFA (DEN)-03	16/16/0/0	3/3/0/0
42	Dexter Reid	S	5-11	203	23	R	North Carolina	D4a-04	-/-/-/-	-/-/-/-
48	Tully Banta-Cain	LB	6-2	250	24	2	California	D7b-03	9/0/0/1	2/0/0/1
50	Mike Vrabel	LB	6-4	261	29	8	Ohio State	UFA (PIT)-01	13/9/0/3	3/0/0/0
51	Don Davis	LB	6-1	235	31	9	Kansas	UFA (STL)-03	15/0/0/1	3/0/0/0
52	Ted Johnson	LB	6-4	253	31	10	Colorado	D2-95	8/2/0/8	3/0/0/0
53	Larry Izzo	LB	5-10	228	29	9	Rice	UFA (MIA)-01	16/0/0/0	3/0/0/0
54	Tedy Bruschi	LB	6-1	247	31	9	Arizona	D3-96	16/16/0/0	3/3/0/0
55	Willie McGinest	LB	6-5	270	32	11	Southern California	D1-94	14/11/0/2	3/3/0/0
59	Rosevelt Colvin	LB	6-3	250	26	6	Purdue	UFA (CHI)-03	2/2/0/1	-/-/-/-
61	Stephen Neal	G	6-4	305	27	3	Cal State-Bakersfield	FA-01	0/0/0/0	-/-/-/-
63	Joe Andruzzi	G	6-3	312	29	8	Southern Connecticut St.	FA (GB)-00	16/16/0/0	3/3/0/0
64	Gene Mruczkowski	G/C	6-2	305	23	2	Purdue	FA-03	0/0/0/0	-/-/-/-
65	Bob Hallen	G/C	6-3	305	29	7	Kent State	UFA (SD)-04	-/-/-/-	-/-/-/-
66	Lonie Paxton	LS	6-2	260	26	5	Sacramento State	FA-00	13/0/0/0	-/-/-/-
67	Dan Koppen	C	6-2	296	24	2	Boston College	D5-03	16/15/0/0	3/3/0/0
68	Tom Ashworth	T	6-6	305	26	3	Colorado	FA-01	16/13/0/0	3/3/0/0
70	Adrian Klemm	T	6-3	312	27	5	Hawaii	D2-00	3/3/0/3	-/-/-/-
71	Russ Hochstein	G	6-4	305	26	4	Nebraska	FA-03	15/1/0/0	3/2/0/0
72	Matt Light	T	6-4	305	26	4	Purdue	D2-01	16/16/0/0	3/3/0/0
75	Vince Wilfork	DL	6-2	325	23	R	Miami (Fla.)	D1a-04	-/-/-/-	-/-/-/-
76	Brandon Gorin	T	6-6	308	26	3	Purdue	FA-03	6/0/7/3	2/0/1/0
80	Troy Brown	WR	5-10	196	33	12	Marshall	D8-93	12/10/0/4	3/2/0/0
81	Bethel Johnson	WR	5-11	200	24	2	Texas A&M	D2b-03	15/5/0/1	3/0/0/0
82	Daniel Graham	TE	6-3	257	25	3	Colorado	D1-02	14/9/0/2	3/1/0/0
83	Deion Branch	WR	5-9	193	25	3	Louisville	D2-02	15/11/0/1	3/3/0/0
84	Benjamin Watson	TE	6-3	253	23	R	Georgia	D1b-04	-/-/-/-	-/-/-/-
86	David Patten	WR	5-10	190	30	8	Western Carolina	UFA (CLE)-01	6/5/0/3	-/-/-/-
87	David Givens	WR	6-0	215	24	3	Notre Dame	D7b-02	13/5/0/3	3/2/0/0
88	Christian Fauria	TE	6-4	250	32	10	Colorado	UFA (SEA)-02	16/13/0/0	3/2/0/0
90	Dan Klecko	DL/LB	5-11	275	23	2	Temple	D4a-03	13/1/0/3	1/0/0/2
91	Marquise Hill	DE	6-6	300	22	R	Louisiana State	D2-04	-/-/-/-	-/-/-/-
93	Richard Seymour	DL	6-6	310	24	4	Georgia	D1-01	15/14/0/1	3/3/0/0
94	Ty Warren	DL	6-5	300	22	2	Texas A&M	D1-03	16/4/0/0	3/0/0/0
95	Roman Phifer	LB	6-2	248	36	14	UCLA	FA (NYJ)-01	16/15/0/0	3/3/0/0
97	Jarvis Green	DL	6-3	290	25	3	Louisiana State	D4b-02	16/7/0/0	3/0/0/0
98	Keith Traylor	DT	6-2	340	34	13	Central State (Okla.)	FA (CHI)-04	-/-/-/-	-/-/-/-
99	Ethan Kelley	DT	6-2	310	24	1	Baylor	D7c-03	-/-/-/-	-/-/-/-

HEAD COACH: BILL BELICHICK

ASSISTANTS: Romeo Crennel, Defensive Coordinator; Brian Daboll, Wide Receivers; Jeff Davidson, Assistant Offensive Line/Tight Ends; Ivan Fears, Running Backs; Pepper Johnson, Defensive Line; Eric Mangini, Defensive Backs; Josh McDaniels, Quarterbacks; Matt Patricia, Coaching Assistant; Markus Paul, Assistant Strength and Conditioning; Dean Pees, Linebackers; Dante Scarnecchia, Assistant Head Coach/Offensive Line; Brad Seely, Special Teams; Cory Undlin, Coaching Assistant; Charlie Weis, Offensive Coordinator; Mike Woicik, Strength and Conditioning.

Ages as of Sept. 5, 2004



INSIDE THE NUMBERS

HOME SWEET HOME

15-3

The Patriots all-time record at Gillette Stadium, including regular-season and postseason games.

11

The number of consecutive regular-season and postseason victories the Patriots have posted at Gillette Stadium.

12/22/02

The date of the Patriots' last defeat at Gillette Stadium, a 30-14 loss to the New York Jets.

10-0

The Patriots' record at Gillette Stadium last season, including regular-season and postseason contests. It was the first undefeated season at home in team history.

68

The total number of points the Patriots allowed at home in the 2003 regular season, setting an NFL record for the least points allowed in an eight-game home schedule.

2-0

The Patriots' record in home openers at Gillette Stadium.

SUCCESS AGAINST INDY

7

The number of interceptions recorded by Ty Law in the 10 career games he has played against Indianapolis quarterback Peyton Manning.

4-0

Bill Belichick's record against the Colts while with the Patriots.

96.6%

Adam Vinatieri's field goal percentage against the Colts, having nailed 28 of his 29 career attempts against Indianapolis.

.631

The Patriots' all-time winning percentage against the Colts, their highest success rate against any NFL teams they have played more than 10 times.

15-4

The Patriots' record against Indianapolis since 1993.

FLYING HIGH

12

The number of consecutive victories by the Patriots to end the 2003 regular season, joining the 1972 Miami Dolphins as the only teams to end the season with 12 or more consecutive wins in the Super Bowl Era.

15

The number of consecutive regular-season and postseason games the Patriots have won.

18

The number of consecutive wins in the longest winning streak in pro football history, a feat that includes regular-season and postseason games and is shared by six teams: Chicago (1933-34 and 1941-42), Cleveland (1947-48), Miami (1972-73), San Francisco (1989-90) and Denver (1997-98).

THE KRAFT ERA

106

The number of consecutive Patriots preseason, regular-season and postseason home games that have been sold out since Robert Kraft bought the team in 1994.

220

The number of consecutive Patriots games that have been televised locally.

74-34

The Patriots record at home since 1994, including preseason, regular-season and postseason games.

20-4

The Patriots' record at Gillette Stadium, including preseason, regular-season and postseason games (.833 win pct).

SEVEN SOLID SEASONS

108-65

The Patriots' record in preseason, regular-season and postseason games since 1996 (.624 win pct.).

77-51

The Patriots' regular-season record since 1996 (.602 win pct.).

9-3

The Patriots' postseason record since 1996 (.750 win pct.).

22-12

The Patriots' preseason record since 1996 (.647 win pct.).

THE BELICHICK ERA

51-19

Head Coach Bill Belichick's record since the beginning of the 2001 season, including preseason, regular-season and postseason games.

.729

Belichick's winning percentage since 2001 in preseason, regular-season and postseason games.

45-25

Bill Belichick's overall record as head coach of the Patriots, including the regular season and the playoffs.

.642

Belichick's overall winning percentage as Patriots head coach, establishing the highest winning percentage of any coach in franchise history, including postseason games.

TOMMY GUN

46-15

Tom Brady's record as a starting quarterback in the NFL, including preseason, regular season and postseason games.

.754

Brady's winning percentage as a starter (including all games).

4

The number of quarterbacks in the Super Bowl Era (since 1966) who own a career winning percentage above .700 (Brady, Roger Staubach, Joe Montana, Kurt Warner).

6-0

Brady's career postseason record.

7-0

Brady's career overtime record (including postseason).

NOT HALF BAD

24

The number of consecutive regular-season and postseason games the Patriots have won when leading at halftime.

29-1

Their record in their last 30 games when leading at halftime.

27

The number of consecutive regular-season games the Patriots have won when leading after three quarters, leading the NFL.

TURNING OVER WINS

14-0

The Patriots' record in 2003 when they maintained a positive or even turnover differential.

26-2

The Patriots' record since the beginning of the 2001 season when they maintain a positive turnover differential.

+17

The Patriots' turnover differential in the 2003 regular season, ranking them second in the NFL.

41

The number of takeaways the Patriots recorded in the 2003 regular season, their most since 1987 (42).