



# NEW ENGLAND PATRIOTS

# PRESS RELEASE

Stacey James, Executive Director of Media Relations  
Assistants: Michelle L. Murphy ★ Casey O'Connell ★ Jared Puffer  
Gillette Stadium ★ One Patriot Place ★ Foxborough, MA 02035 ★ 508-384-9105  
[staceyj@patriots.com](mailto:staceyj@patriots.com) ★ [michellel@patriots.com](mailto:michellel@patriots.com) ★ [caseyo@patriots.com](mailto:caseyo@patriots.com) ★ [jaredp@patriots.com](mailto:jaredp@patriots.com)

## PATRIOTS TRAVEL TO ARIZONA FOR CLASH WITH CARDINALS

### MEDIA SCHEDULE

#### TUESDAY, SEPTEMBER 14

10:45 – 11:15 Coach Belichick Press Availability  
in Media Workroom  
11:10 – 11:55 Open Locker Room  
12:45 – 1:05 Access to Practice (Photographers  
and videographers only)

#### WEDNESDAY, SEPTEMBER 15

10:45 – 11:15 Coach Belichick Press Availability  
in Media Workroom  
11:10 – 11:55 Open Locker Room  
12:00 p.m. Dennis Green Conference Call  
TBA Cardinals Player Conference Call  
12:45 – 1:05 Access to Practice (Photographers  
and videographers only)

#### THURSDAY, SEPTEMBER 16

10:45 – 11:15 Coach Belichick Press Availability  
in Media Workroom  
11:10 – 11:55 Open Locker Room  
12:45 – 1:05 Access to Practice (Photographers  
and videographers only)

#### FRIDAY, SEPT. 17 and SATURDAY, SEPT. 18

No Media Availability

#### SUNDAY, SEPTEMBER 19

4:15 p.m. EDT; 1:15 p.m. Arizona Time (MST)  
Patriots at Arizona Cardinals

### 2004 PATRIOTS SCHEDULE

Thurs., Sept. 9	Indianapolis	W	27-24
Sun., Sept. 19	at Arizona	4:15	CBS
Sun., Sept. 26	BYE WEEK		
Sun., Oct. 3	at Buffalo	1:00	CBS
Sun., Oct. 10	Miami	1:00	CBS
Sun., Oct. 17	Seattle	1:00	FOX
Sun., Oct. 24	N.Y. Jets	4:05	CBS
Sun., Oct. 31	at Pittsburgh	4:15	CBS
Sun., Nov. 7	at St. Louis	4:15	CBS
Sun., Nov. 14	Buffalo	8:30	ESPN
Mon., Nov. 22	at Kansas City	9:00	ABC
Sun., Nov. 28	Baltimore	1:00	CBS
Sun., Dec. 5	at Cleveland	1:00	CBS
Sun., Dec. 12	Cincinnati	1:00	CBS
Mon., Dec. 20	at Miami	9:00	ABC
Sun., Dec. 26	at N.Y. Jets	4:05	CBS
Sun., Jan. 2	San Francisco	1:00	FOX

### AFC EAST STANDINGS

Teams	W	L	T	Pct.	PF	PA
NEW ENGLAND	.....1	0	0	1.000	27	24
New York Jets	.....1	0	0	1.000	31	24
Buffalo Bills	.....0	1	0	.000	10	13
Miami Dolphins	.....0	1	0	.000	7	17

### NEW ENGLAND PATRIOTS (1-0) at ARIZONA CARDINALS (0-1)

Sunday, September 19, 2004 ★ Sun Devil Stadium (73,014) ★ 4:15 p.m. EDT

The New England Patriots will look to build on the strong foundation that was laid in last week's season-opening victory when they travel to Arizona this weekend to play the Cardinals. The Patriots began the 2004 campaign with a thrilling 27-24 victory over the Indianapolis Colts in a rematch of the 2003 AFC Championship Game, and if that game is a harbinger of things to come this season, Patriots fans are sure to be in for yet another gripping year on the gridiron.

The Patriots will visit the Grand Canyon State for the first time since 1999 and will face a Cardinals team rife with optimism coming from a young, promising team and new head coach Dennis Green. Just four years ago, the Patriots found themselves in a similar situation with a young team, a new coach and a new stadium on the horizon. But just as the Patriots proved a few seasons ago, a team like that can be a very dangerous one, and New England will be sure to keep the Cardinals' high potential in mind during their preparations this week.

Sunday's game will feature a halftime tribute to former Cardinal Pat Tillman, an Army Ranger who was killed in Afghanistan on April 22, 2004. For all games this week, NFL players will wear Tillman's number 40 on the backs of their helmets, as the Cardinals will do all season. This week's halftime tribute will honor Tillman and all Arizonans who have sacrificed their lives in service of their country.

### BROADCAST INFORMATION

**TELEVISION:** This week's game will be televised by CBS to a regional audience. **Don Criqui** will handle play-by-play and will be joined by analyst **Steve Tasker**.

**RADIO:** WBCN 104.1 FM is the flagship station for the Patriots Rock Radio Network. A complete listing of the network's 34 stations can be found in this press release. Play-by-play broadcaster **Gil Santos** begins his 28th season as the voice of the Patriots and will call the action along with Patriots Hall of Famer **Gino Cappelletti**. Santos and Cappelletti are celebrating their 21st season as a broadcast tandem.

### RECORD STREAK

The Patriots have won 16 consecutive games (including the postseason), including 12 straight at Gillette Stadium. The Patriots won 15 straight regular-season and postseason games to end the 2003 season, compiling the second longest single-season winning streak in NFL history. New England's last loss was a 20-17 decision to the Washington Redskins on Sept. 28, 2003.

### PRO FOOTBALL'S LONGEST WINNING STREAKS

Includes postseason games

Wins	Team	Years	League
18	Chicago Bears	1933-34	NFL
18	Chicago Bears	1941-42	NFL
18	Cleveland Browns	1947-48	AAFC
18	Miami Dolphins	1972-73	NFL
18	San Francisco 49ers	1989-90	NFL
18	Denver Broncos	1997-98	NFL
17	Oakland Raiders	1976-77	NFL
16	New England Patriots	2003-04	NFL
14	Washington Redskins	1942-43	NFL

Includes teams from the NFL (1920-Present), All American Football Conference (1946-49) and American Football League (1960-69).

### PATRIOTS MEDIA WEB SITE

The New England Patriots' media-only Web site, located at <http://media.patriots.com>, will be updated for registered users throughout the season with all of the latest media information, schedules, rosters and press releases. Additionally, the site's archives allow access to all of the Patriots media materials and press released from the 2002 and 2003 seasons. The media site will also serve as the team's exclusive credentialing system in 2004.






# PATRIOTS VS. CARDINALS

## SERIES HISTORY

The New England Patriots and Arizona Cardinals will meet for the 11th time this weekend, and will clash for the seventh time on the Cardinals' home turf. After a 1-6 series start against Arizona, the Patriots have won the last three meetings to bring their record against the Cardinals to 4-6. This will mark the fifth time in the last six contests that New England has traveled to Arizona for the matchup. New England holds a 2-2 record in games played in Arizona. The Cardinals are one of just three teams (Seattle and San Francisco) which the Patriots have not yet played in the Bill Belichick era (since 2000). The last time the Patriots and Cardinals faced off was in the 1999 season, when the Patriots made the trip to Sun Devil Stadium and came home with a 27-3 victory on Oct. 31, 1999. A game-by-game look at the series history is listed below:



### Cardinals 6, Patriots 4

Date	Result	Score	H/A	Stadium
11/08/70	L	0-31	A	Busch Stadium
11/02/75	L	17-24	A	Busch Stadium
09/10/78	W	16-6	A	Busch Stadium
11/29/81	L	20-27	H	Schaefer Stadium
12/02/84	L	10-33	H	Sullivan Stadium
11/25/90	L	14-34	A	Sun Devil Stadium
09/29/91	L	10-24	A	Sun Devil Stadium
10/10/93	W	23-21	A	Sun Devil Stadium
09/15/96	W	31-0	H	Foxboro Stadium
10/31/99	W	27-3	A	Sun Devil Stadium

Note: Franchise located in St. Louis from 1960-87. Named Phoenix Cardinals from 1988-94.

## QUICK HITS

Overall Record .....	4-6
Record in Foxborough: .....	1-2
Record in Tempe: .....	2-2
Record in St. Louis: .....	1-2
Total Points in the Series: .....	Cardinals 203, Patriots 168
Patriots' Largest Margin of Victory: .....	31 points (09/15/96)
Patriots' Largest Margin of Defeat: .....	31 points (11/08/70)
Highest Combined Point Total: .....	48 points (11/25/90)
Lowest Combined Point Total: .....	22 points (09/10/78)
Games Decided by Seven or Fewer Points: .....	3
Games Decided by 21 or More Points: .....	4
Current Win Streak: .....	Patriots, three games

## THE LAST TIME

### Patriots 27, Cardinals 3 – October 31, 1999

In their last meeting, the Patriots traveled to Arizona and defeated the Cardinals 27-3 to improve to 6-2 at the halfway point of the 1999 season. Quarterback Drew Bledsoe led an offensive charge that gained 386 yards of total offense. The Patriots defense stifled the Cardinals, limiting them to three points, only 166 yards of total offense and just eight first downs.

New England got out to a quick start, scoring on their second and third possessions of the game to go up 14-0 with 1:13 remaining in the first quarter. Bledsoe connected with running back Lamont Warren on a 3-yard touchdown strike to start, and then following a Cardinal punt, the Patriots drove 80 yards on six plays for their second score, a 64-yard pass from Bledsoe to Shawn Jefferson. The touchdown tandem connected again in the second quarter when Bledsoe hit Jefferson in the back of the end zone for a 35-yard score. The extra point was blocked but the Patriots led 20-0 at the half.

The Cardinals got on the board five minutes into the second half on a 24-yard field goal by Chris Jacke. However, that was all the offense they could muster as the Patriots added another touchdown pass, a 36-yard strike from Bledsoe to Terry Glenn, to secure the 27-3 win.

## TALE OF THE TAPE

2004 Regular Season	New England	Arizona
Record	1-0	0-1
Divisional Standings	T-1st	T-3rd
Total Yards Gained	402	260
Total Offense (Rank)	402.0 (10)	260.0 (24)
Rush Offense	82.0 (25)	103.0 (18)
Pass Offense	320.0 (2)	157.0 (23)
Points Per Game	27.0	10.0
Total Yards Allowed	446	448
Total Defense	446.0 (30)	448.0 (31)
Rush Defense	202.0 (T-30)	176.0 (28)
Pass Defense	244.0 (23)	272.0 (27)
Points Allowed/Game	24.0	17.0
Possession Avg.	28:19	26:10
Sacks Allowed/Yards Lost	2/15	2/24
Sacks Made/Yards	1/12	0/0
Interceptions By	1	1
Penalties Against/Yards	8/55	8/59
Punts/Avg.	3/47.3	8/42.8
Takeaway/Giveaway Ratio	+1	+3

## QUICK HITS

- The Cardinals are one of just three NFL teams that the Patriots have not yet played in the Bill Belichick era (also San Francisco and Seattle, both of whom the Patriots will also play this season).
- The Patriots have allowed the Cardinals to score a total of three points in the teams' last two meetings combined (31-0 win on Sept. 15, 1996 and 27-3 win on Oct. 31, 1999).

## CONNECTIONS

- Bob Wylie, offensive line coach for the Cardinals, coached the Bengals tight ends from 1997-98. Alex Wood, offensive coordinator for the Cardinals, was the wide receivers coach for the Bengals in 2003. Wood and Wylie both coached in Cincinnati while Corey Dillon was the team's running back from 1997-2003.
- Cardinals running backs coach Kirby Wilson served in that same position for the Patriots from 1997-99.
- Patriots defensive back Eugene Wilson and Cardinals middle linebacker Michael Young were teammates at the University of Illinois.
- Patriots linebacker Rosevelt Colvin played for the Bears from 1999-2002 where Bob Wylie, Cardinals offensive line coach, served in the same position from 1999-2003.
- Patriots wide receiver P.K. Sam, Cardinals wideout Anquan Boldin and Arizona defensive tackle Darnell Dockett were all teammates at Florida State.
- Patriots veteran linebacker Tedy Bruschi and Patriots punter Josh Miller were teammates from 1992-1993 at the University of Arizona.

## THIS WEEK IN PATRIOTS HISTORY

### September 12 – September 19

**September 16, 1960:** Defensive back Chuck Shonta returns a fumble for a touchdown on the final play of the game to give the Patriots their first-ever victory with a 28-24 advantage over the N.Y. Titans at the Polo Grounds in New York.

**September 16, 1990:** The Patriots beat Indianapolis 16-14 for their only victory of the 1990 season.

**September 18, 1994:** New England defeat the Bengals 31-28 in Cincinnati for the first victory during Robert Kraft's ownership of the Patriots.

**September 15, 1996:** The Patriots travel to Arizona and defeat the Cardinals 31-0. Running back Curtis Martin scored three touchdowns and Drew Bledsoe threw for three scores as the Patriots earned their first win in a season that would see them march to Super Bowl XXXI.



# WEEK 1: PATRIOTS 27, COLTS 24

## PATRIOTS 27, COLTS 24

September 9, 2004 ★ Gillette Stadium (Att: 68,756)

	1	2	3	4	Final
<b>Indianapolis Colts</b>	0	17	0	7	— 24
<b>New England Patriots</b>	3	10	14	0	— 27

The New England Patriots opened the 2004 regular season with a hard-fought 27-24 victory over the Indianapolis Colts. In a rematch of the 2003 AFC Championship Game, New England held onto a 3-point lead when Colts kicker Mike Vanderjagt missed a field goal with 24 seconds remaining in the game, propelling the Patriots to their first win of the season.

Quarterback Tom Brady exceeded the 300-yard passing mark for the seventh time in his career, racking up 335 yards and three touchdowns on 26 completions on the night. Deion Branch led Patriots receivers with seven receptions for 86 yards and one touchdown. Running back Corey Dillon made his Patriots debut by leading the ground attack with 86 yards on 15 carries.

The Patriots were the first to strike on offense after Bethel Johnson returned the opening kickoff 32 yards to the New England 37-yard line. Brady orchestrated a 9-play, 48-yard drive, including a 19-yard pass to David Givens on the first offensive play, to set up Vinatieri's 32-yard field goal with less than five minutes elapsed. On the ensuing drive, Indianapolis drove deep into Patriots territory with the help of a 42-yard pass completion from Peyton Manning to Reggie Wayne. The Colts had the ball inside the Patriots 10-yard line but couldn't capitalize. On second-and-goal, Tedy Bruschi lunged in front of a Manning pass and intercepted it at the 1-yard line, ending the drive.

The second quarter began with a game-tying 32-yard field goal by Vanderjagt, capping a 10-play, 49-yard drive by the Colts with just under one minute elapsed in the stanza. Vanderjagt's field goal started a scoring barrage, as the Patriots and Colts combined for 27 points in the quarter. After a Patriots punt, the Colts marched 66 yards down the field, capping the drive with a 3-yard touchdown run by Dominic Rhodes to give the Colts a 10-3 lead. The lead wouldn't last long, however, as Dillon sprung the Patriots' next drive with a 38-yard jaunt on the first play of the drive. Brady marched the team down the field, ending the drive with a 16-yard touchdown pass to Branch. Vinatieri's extra point knotted the score at 10 with three minutes remaining in the half. Indianapolis broke the stalemate with an 82-yard touchdown drive, ending with a 3-yard pass from Manning to Marvin Harrison. Vanderjagt's extra point gave the Colts a 17-10 lead with just 45 seconds left before halftime. Bethel Johnson returned the ensuing kickoff 34 yards, giving the Patriots prime field position on their last drive of the half. Brady completed three consecutive passes before spiking the ball at the Indianapolis 25-yard line to stop the clock. Vinatieri connected on his second field goal of the night, a 43-yard attempt to bring the Patriots within three points.

The Patriots defense forced the Colts to go three-and-out on their first possession of the second half. The Patriots took advantage of the defensive effort as Brady led the team 69-yards downfield, ending the drive with a 25-yard touchdown pass to David Patten for the go-ahead score. The defense continued making big plays, recovering an Edgerrin James fumble on the New England 18-yard line, snuffing out another Colts drive. The Patriots took advantage of the turnover with an 82-yard touchdown drive, with Brady's 8-yard pass to Daniel Graham putting New England up 27-17 with a quarter to play.

Running a no-huddle offense, the Colts opened the final quarter with a 7-yard touchdown strike from Manning to Brandon Stokley to get within three points of the Patriots. New England preserved its 3-point lead as the Colts drove into Patriots territory in the final minute of the game and appeared to be in position for at least a game-tying field goal. But a 12-yard sack by Willie McGinest forced the Colts to try a 48-yard attempt to send the game into overtime. Vanderjagt's kick went wide right with 24 seconds left on the clock to seal the Patriots' first win of the season.

## RED ZONE D

The Patriots defense thwarted three potential scoring drives by forcing three Indianapolis turnovers in the red zone. On the Colts' opening drive, Tedy Bruschi intercepted a Peyton Manning pass on the New England 1-yard line with 6:37 remaining in the first quarter, returning the ball five yards. With 5:14 remaining in the third quarter and the Patriots clinging to a 20-17 lead, Ty Warren forced an Edgerrin James fumble on the New England 18-yard line which Eugene Wilson recovered to end the Colts' scoring threat. The Patriots capitalized on the turnover by marching 82 yards down the field and scoring on an 8-yard touchdown pass from Tom Brady to Daniel Graham to go up 27-17. In the fourth quarter, Wilson combined with Vince Wilfork for a touchdown-saving turnover, forcing James to fumble on the New England 1-yard line with 3:51 remaining in the game.

## A LEADING STREAK

The Patriots fell behind the Colts by a 10-3 score on a 3-yard Dominic Rhodes touchdown run with 8:06 left in the first half. It marked the first time the Patriots were behind in a regular-season game since they trailed the Houston Texans 20-13 on Nov. 23, 2003. The Patriots tied that game in Houston on a touchdown pass from Tom Brady to Daniel Graham, kick-starting a span of **327 minutes, 53 seconds** of regular-season clock time in which the Patriots were either tied or held a lead. In all, the Patriots did not trail their opponents over a span of nearly five-and-a-half games.

## TOUCHDOWN TOMMY

TOM BRADY threw for 335 yards, marking the seventh time in his career he has exceeded the 300-yard mark. In addition, he owns two 300-yard games in the postseason, including a 354-yard performance in Super Bowl XXXVIII. Brady also threw for three touchdowns, marking the 12th time in his career he has thrown for three or more scores. Brady excelled in all phases of the offensive game, registering a 111.2 passer rating. The win over the Colts marked the 16th time in Brady's career he surpassed the 100.0 passer rating plateau. He is 16-0 all time when he registers a 100-plus rating.

## WILLIE MAC ATTACK

WILLIE MCGINEST sacked Peyton Manning for a 12-yard loss on third-and-eight on the New England 29-yard line with 49 seconds remaining in the game. The sack forced the Colts to settle for a 48-yard field goal attempt by Mike Vanderjagt to tie the game at 27. Vanderjagt missed the attempt wide right with 24 seconds remaining in the contest, preserving the Patriots' victory. The sack brought McGinest's career total to 63.5. He ranks fourth on the Patriots all-time career sacks list behind Andre Tippett (100.0), Julius Adams (79.5) and Tony McGee (72.5). This marks the second consecutive season in which a big play by McGinest near the end of the game has foiled the Colts. Last year, McGinest stopped Edgerrin James on the 1-yard line on fourth down on the final play of a 38-34 Patriots victory in Indianapolis (11/30/03).

## PICKLESS AT HOME

TOM BRADY was intercepted by the Colts' Nick Harper in the fourth quarter, ending a string of **288** consecutive passes without an interception at Gillette Stadium. He did not throw a pick at home in the 2003 regular season. Prior to the season opener against the Colts, the last time Brady was intercepted at home was in the 2002 season finale, when Miami's Brock Marion picked him off on Dec. 29, 2002.

## GRAHAM CRACKER

DANIEL GRAHAM snared an 8-yard touchdown pass from Tom Brady to give the Patriots a 27-17 lead with 1:27 left in the third quarter. It was the sixth touchdown of Graham's career. Last season, the former 2002 first-round pick ranked second on the team with four touchdown grabs.





# WEEK 1: PATRIOTS 27, COLTS 24

## FLY PATTEN

DAVID PATTEN grabbed a 25-yard touchdown pass from Tom Brady to give the Patriots a 20-17 lead with 10:48 left in the third quarter. It was the 14th touchdown catch of Patten's career and his first score since Dec. 8, 2002 at Buffalo. Since joining the Patriots prior to the 2001 season, Patten has now caught 10 regular-season touchdown passes. Last season, Patten played in six games before landing on injured reserve but has made a strong comeback heading into the 2004 campaign and earned a starting nod in the season opener.

## KEY TURNOVER

A pair of 2003 Patriots draft picks – TY WARREN and EUGENE WILSON – combined to force a key Indianapolis turnover in the third quarter that led to the Patriots' third touchdown of the night and a 10-point New England lead. With the Colts having cracked the Patriots' red zone, Warren reached in and punched the ball away from Edgerrin James at the Patriots' 18-yard line with 5:14 left in the third quarter and the Patriots clinging to a 20-17 lead. Eugene Wilson pounced on the loose ball to give the Patriots possession of the ball as the Colts were threatening to score. It was the first forced fumble of Warren's career and the first fumble recovery of Wilson's career. The Patriots proceeded to drive 82 yards down the field to take a 27-17 lead.

## HUNDRED YARDS AGAINST

Running back Edgerrin James ran for 142 yards on 30 carries for the Colts, marking just the second time the Patriots have allowed a 100-yard rusher in their last 20 games, including the playoffs. In the 2003 season, the Patriots allowed a 100-yard rusher just once (Clinton Portis, 111 yards at Denver, 11/03/03). James' 142 yards were the most allowed by the Patriots since former Miami running back Ricky Williams scampered for 185 yards on Dec. 29, 2002.

## PARALLEL PICKS

TEDY BRUSCHI picked off a Peyton Manning pass at the 1-yard line to snuff out the Colts' opening drive of the game. It marked an interesting parallel to last year's AFC Championship Game. In that game, Rodney Harrison picked off Manning in the end zone on Indianapolis' opening drive to stop an Indianapolis scoring chance and set the tone for New England's 24-14 victory.

## FULL TILT, FULL TIME

TEDY BRUSCHI lunged into the path of a Peyton Manning pass and intercepted it at the Patriots' 1-yard line to end the Colts' opening drive of the game. It was Bruschi's ninth career interception and was the first time he notched a pick against Manning. Four of Bruschi's nine career interceptions have been returned for touchdowns, and he has seen the end zone after an interception twice in each of his last two seasons prior to 2004.

## DILLON DOMINATES

COREY DILLON tore off a 38-yard run in the second quarter to move the Patriots into Colts territory and help set up the Patriots' first touchdown of the 2004 season. Last season, the Patriots exceeded 38 yards on a rushing play on just one occasion, a 42-yard jaunt by Michael Cloud against the Tennessee Titans on Oct. 5, 2003. Dillon's longest run last season was 39 yards, tallied for the Cincinnati Bengals in a game at San Diego on Nov. 23, 2003.

## NEON DEION

DEION BRANCH scored the Patriots' first touchdown of the 2004 season with a 16-yard touchdown reception from Tom Brady with 3:07 left in the first half to tie the score at 10. It was the sixth touchdown catch of Branch's career. Last season, he led the Patriots with 57 receptions and 803 receiving yards.

## OPENING STRONG

The Patriots scored on their opening drive for the seventh time in their last nine games with a 32-yard field goal from Adam Vinatieri to open the game and give New England a 3-0 lead. Starting strong has been a key to New England's success, as the Patriots scored touchdowns on the opening drive in five of their last six games to end the 2003 season. The only time in their last seven regular-season and playoff games in which the Patriots did not reach the end zone on their first drive (including last week) was Super Bowl XXXVIII.

## ROOKIE STARTERS

First-round draft picks VINCE WILFORK (#21 overall) and BENJAMIN WATSON (#32 overall) each started in their NFL debut, becoming the first draft picks to earn opening-day starts in the Bill Belichick era in Foxborough. Wilfork manned the middle of the Patriots defense at nose tackle and Watson lined up on the outside as the Patriots opened up the game in a spread offense. In Belichick era (since 2000), the only other rookie to start in the season opener was Jace Sayler, a rookie free agent who started at nose tackle in the 2001 season opener at Cincinnati on Sept. 9, 2001.

## START ME UP

BETHEL JOHNSON got the Patriots' season off to a quick start when he returned the opening kickoff 32 yards with a dazzling move. Johnson bounced off a Colts tackler and reversed direction to fire up the fans and start the Patriots' first drive of the evening, which resulted in a 32-yard field goal from Adam Vinatieri and a 3-0 Patriots lead. Last season, Johnson led the AFC with a 28.2-yard kickoff return average, including a 92-yard kick return for a touchdown at Indianapolis (11/30/03).

## STEPHEN NEAL

Offensive lineman STEPHEN NEAL completed his road back from a shoulder injury by seeing extensive action at right guard in the first half. Neal, a former champion collegiate wrestler, last saw regular-season action for the Patriots against Green Bay on Oct. 23, 2002, when he started for the Patriots at right guard.

## HOME SWEET HOME

Following their season-opening victory over Indianapolis, the Patriots now sport a 16-3 (.842) all-time record at Gillette Stadium, including regular-season and postseason games. New England has won 12 consecutive regular-season and postseason contests at home, with its last defeat coming in a 30-14 regular-season loss to the New York Jets on Dec. 22, 2002. Last season, the Patriots were undefeated at home for the first time in team history, winning all eight regular-season games and two postseason games in Foxborough. In the 2003 regular season, the Patriots allowed a total of just 68 points at home, setting an NFL record for fewest points allowed in an eight-game home schedule.

## QUICK HITS

- Including last week's 27-24 Patriots victory, the Patriots and Colts have combined for more than 50 total points in each of their last five regular-season meetings.
- DAVID GIVENS grabbed a 19-yard pass from Tom Brady on the Patriots' first play from scrimmage in the 2004 season.
- TED JOHNSON and WILLIE MCGINEST teamed to stop Edgerrin James for no gain on third-and-one on the Patriots' 40-yard line in the third quarter.
- ASANTE SAMUEL reached in to break up a pass from Peyton Manning intended for Reggie Wayne in the end zone in the final minute of the first half.
- TYRONE POOLE dove in to break up a Peyton Manning pass intended for Marvin Harrison with 3:58 left in the game and the Colts on the Patriots' 23-yard line.



# PATRIOTS NEWS & NOTES

## THE HEAD COACH

### BILL BELICHICK

**Overall Record:** 83-70 (.542)

**Regular Season:** 76-69 (.524)

**Postseason:** 7-1 (.875)

**With Patriots overall:** 46-25 (.648)

**Overall since 2001:** 41-14 (.745)

**Super Bowl Titles:** 4 (86, 90, 01, 03)

**Conf. Titles:** 5 (86, 90, 96, 01, 03)

**Division Titles:** 9 (75, 78, 86, 89, 90, 96, 98, 01, 03)



Bill Belichick is celebrating his 30th consecutive season as an NFL coach and has spent more consecutive seasons in the league than any other current head coach. He has been a part of four Super Bowl championship teams, including two world titles in his four seasons as Patriots head coach. In addition to the team's current success, Belichick has built a firm foundation for the Patriots to remain competitive into the future. Since 2001, the Patriots have blossomed, rattling off 41 wins in their last 55 games and making Belichick the winningest NFL head coach since the 2001 season. His overall record of 46-25 (including a 6-0 playoff mark) gives him the best winning percentage of any head coach in Patriots history.

### WINNINGEST HEAD COACHES IN PATRIOTS HISTORY

		Career	Overall	Playoff
Coach	Years	Winning Pct.	W-L-T	W-L
<b>Bill Belichick</b>	<b>2000-03</b>	<b>.648</b>	<b>46-25-0</b>	<b>6-0</b>
Raymond Berry	1984-89	.554	51-41-0	3-2
Pete Carroll	1997-99	.549	28-23-0	1-2
Chuck Fairbanks	1973-78	.529	46-41-0	0-2
Ron Meyer	1982-84	.529	18-16-0	0-1
Mike Holovak	1961-68	.529	53-47-9	1-1
Bill Parcells	1993-96	.500	34-34-0	2-2

### BELICHICK'S PATRIOTS RENAISSANCE

Any successful project requires a sound plan, and once head coach Bill Belichick had the time to implement his design on the Patriots, his approach has given him the best record of any NFL head coach since 2001. Belichick hit the ground running as soon as he arrived in New England in 2000, shaping and molding the Patriots into a contender. After the team endured a 5-11 rebuilding year in his first season, the fruits of Belichick's labor were put on display to the entire NFL, as his team posted an 11-5 record in 2001 and claimed the first Super Bowl title in franchise history. Since 2001, his plan has been in place in New England, and Belichick and the Patriots have compiled the best record in the NFL, winning two of the last three Super Bowls. The remarkable run includes postseason play, where Belichick and the Patriots own a perfect 6-0 record.

#### NFL COACHES' RECORDS SINCE 2001

Coach	Team	W	L	T	Pct.
<b>Bill Belichick</b>	<b>NE</b>	<b>41</b>	<b>14</b>	<b>0</b>	<b>.745</b>
Andy Reid	PHI	40	16	0	.714
Mike Sherman	GB	37	17	0	.685
Mike Martz	STL	36	17	0	.679
Jeff Fisher	TEN	33	20	0	.623
Bill Cowher	PIT	32	20	1	.613
Tony Dungy	TB/IND	33	21	0	.611
Jon Gruden	TB/OAK	33	21	0	.611
Dave Wannstedt	MIA	30	20	0	.600
Mike Shanahan	DEN	28	22	0	.560
Steve Mariucci	SF/DET	29	23	0	.558
Bill Parcells	DAL	10	8	0	.556
John Fox*	CAR	20	16	0	.556
Dick Vermeil	KC	27	23	0	.540
Mike Holmgren	SEA	27	23	0	.540
Brian Billick	BAL	28	24	0	.538
Herman Edwards	NYJ	27	25	0	.519
Jim Haslett	NO	24	25	0	.490

NOTE: Records include postseason games, minimum of 16 games coached.

## THE KRAFT ERA

Since ROBERT KRAFT purchased the team in 1994, the Patriots have experienced a remarkable reversal of fortunes. In the five seasons immediately preceding his purchase (1989-93), the Patriots were a moribund franchise that had won just 19 of 80 games (.311 pct.). In the early 1990s, the franchise appeared destined for relocation until Kraft bought the team and rejuvenated local interest. By the start of the 1994 season, every game was a complete sellout. Ten seasons later, the consecutive sellout streak is now at 107 and counting. **Since Kraft took ownership, the Patriots have won more conference championships than any other team in the NFL, claiming three AFC titles in the past eight seasons.**



	Pre-Kraft 1960-93	1989-93	Kraft Era 1994-04
Overall Record	225-276-9	19-61	103-71
Winning Pct.	.450	.311	.592
Super Bowl Titles	0	0	2
Conference Titles	1	0	3
Division Titles	2	0	4
Playoff Seasons	5	0	6
Playoff Record	4-6	--	9-4
Home Playoff Games	1	0	6
Home Playoff Record	0-1	--	6-0

## SUCCESS STORY

By 1996, Robert Kraft's third season of ownership, the Patriots reached the Super Bowl for the second time in team history and had established themselves as one of the NFL's elite teams. Since 1996, the Patriots have won two Super Bowls, three conference titles and have qualified for the playoffs six times, positioning themselves over time as one of the NFL's top clubs.

### BEST REGULAR-SEASON RECORDS SINCE 1996

Team	W	L	T	Pct.
Green Bay Packers	89	40	0	.690
Denver Broncos	84	45	0	.651
Tennessee Titans	81	48	0	.628
<b>New England Patriots</b>	<b>78</b>	<b>51</b>	<b>0</b>	<b>.605</b>
Miami Dolphins	77	52	0	.597
San Francisco 49ers	76	53	0	.589
Minnesota Vikings	75	54	0	.581
Pittsburgh Steelers	73	55	0	.570
Tampa Bay Buccaneers	73	56	0	.566
Kansas City Chiefs	72	57	0	.558
St. Louis Cardinals	72	57	0	.558
Philadelphia Eagles	71	57	1	.554
Jacksonville Jaguars	70	59	0	.543
Indianapolis Colts	66	63	0	.512

### CONFERENCE CHAMPIONSHIPS SINCE 1994

<b>New England Patriots</b>	<b>3</b>
Denver Broncos	2
Green Bay Packers	2
St. Louis Rams	2
10 Other Teams	1

## TOPS IN BOSTON SPORTS SCENE

Since Robert Kraft took ownership of the Patriots in 1994, the Patriots have become the most successful sports franchise in New England, based on winning percentage, division titles (4), conference titles (3) and championships (2). The records listed below are from 1994 through the seasons ending in 2003.

Team	Record	Pct.	Div.	Conf.	Champ.
Patriots	93-67	.581	4	3	2
Red Sox	844-709	.543	1	0	0
Bruins	310-274-93-27	.527	1	0	0
Celtics	302-404	.427	0	0	0



# PATRIOTS NEWS & NOTES

## WORKING OVERTIME

The Patriots have won their last eight overtime games (including the playoffs). New England's eight-game overtime winning streak is the longest in NFL history. The Patriots won two overtime games in 2003, defeating the Dolphins 19-13 in Miami and defeating the Texans 23-20 in Houston. New England has not lost in overtime since Buffalo won 16-13 at Foxboro Stadium on Nov. 5, 2000. Since that time, the Patriots have won eight straight, including five games in which they scored on their first possession of overtime.

### NEW ENGLAND'S OVERTIME STREAK

DATE	OPP	WINNING PLAY	DRIVE INFO	FINAL SCORE
11/23/03	at HST	28-yd FG	9 plays, 76 yds; 3:39	23-20
10/19/03	at MIA	82-yd TD	1-82; 0:12	19-13
12/29/02	vs. MIA+	35-yd FG	7-43; 2:03	27-24
09/22/02	vs. KC+	35-yd FG	9-53; 4:40	41-38
01/19/02	vs. OAK+*	23-yd FG	15-61; 8:29	16-13
12/16/01	at BUF+	23-yd FG	8-75; 3:18	12-9
10/14/01	vs. SD+	44-yd FG	6-51; 2:59	29-26
12/17/00	at BUF	24-yd FG	14-83; 5:56	13-10
11/05/00	vs. BUF	32-yd FG	6-52-2:50	L, 13-16

\*playoffs

+NE scored on its first possession in overtime

## O.T. IS THE PLACE TO BE

The Patriots have won eight straight overtime games and own the longest overtime winning streak in NFL history, including playoff games. The streak includes New England's 16-13 "Snow Bowl" win over Oakland in the 2001 Divisional Playoffs (01/19/02).

### MOST CONSECUTIVE OVERTIME VICTORIES

Wins	Team	Dates
8*	New England	2000-present
7	Denver	1978-1985
6	Washington	1976-1987
6	Pittsburgh	1994-1997
5	Many Times	

\*Includes one playoff game

## HOLDING THE LEAD

The Patriots lead the NFL with 28 consecutive regular-season victories when holding a lead entering the fourth quarter. The last time New England lost a game in which it held a fourth-quarter lead was on Dec. 24, 2000, when it led Miami 24-17 entering the fourth quarter and ended up losing, 27-24. Since then, the Patriots have won six games in which they trailed or were tied entering the fourth quarter. New England was 10-0 when leading after three quarters in 2001, 6-0 in 2002 and 11-0 in 2003.

### CONSECUTIVE WINS / LEADING AFTER THREE QUARTERS

New England Patriots	28
Tennessee Titans	20
Kansas City Chiefs	15
Dallas Cowboys	10
St. Louis Rams	9

NOTE: Regular-season games only

## BEAST OF THE EAST

New England has the best record among AFC East teams in division games since the beginning of the 2001 season (15-5). Miami is second with an 11-9 record and the Jets are third at 10-10. Buffalo has a 5-15 record (see below). In their last 17 divisional games, the Patriots are 14-3.

### AFC EAST DIVISIONAL RECORDS SINCE 2001

Team	Division W-L Since 2001	Team	Division W-L Since 2001
New England	15-5	New York Jets	10-10
Miami	11-9	Buffalo	5-15

## GENTLEMEN, START YOUR ENGINES

When the Patriots took the field for their season opener against the Colts on Sept. 9, they featured 12 starters who did not start in the 2003 season opener. Only four players in the Patriots 2004 starting offense were also on the field for the first play of the 2003 season, and six defensive players started the season in both 2003 and 2004. Changes in the starting lineup from opening day 2003 to opening day 2004 appear in **bold**.

### 2003 Opening-Day Starter

### 2004 Opening-Day Starter

#### OFFENSE

WR	Troy Brown
LT	Matt Light
LG	Mike Compton
C	Damien Woody
RG	Joe Andruzzi
RT	Adrian Klemm
TE	Christian Fauria
WR	David Patten
QB	Tom Brady
RB	Antwain Smith
FB	Fred McCrary

<b>Deion Branch</b>
Matt Light
<b>Russ Hochstein</b>
<b>Dan Koppen</b>
Joe Andruzzi
<b>Tom Ashworth</b>
<b>Daniel Graham</b>
David Patten
Tom Brady
<b>David Givens (WR)</b>
<b>Benjamin Watson (TE)</b>


#### DEFENSE

LE	Bobby Hamilton
NT	Ted Washington
RE	Richard Seymour
OLB	Rosevelt Colvin
ILB	Ted Johnson
ILB	Tedy Bruschi
OLB	Mike Vrabel
CB	Ty Law
CB	Tyrone Poole
FS	Antwan Harris
SS	Rodney Harrison

<b>Ty Warren</b>
<b>Vince Wilfork</b>
Richard Seymour
<b>Willie McGinest</b>
<b>Roman Phifer</b>
Tedy Bruschi
Mike Vrabel
Ty Law
Tyrone Poole
<b>Eugene Wilson</b>
Rodney Harrison

## TROY BROWN'S RECORD RUN

TROY BROWN has grabbed 321 receptions since the beginning of the 2000 season, recording the most productive four-year period of any receiver in Patriots history. Tight end Ben Coates ranks second with a total of 308 catches from 1994-97. Brown set a franchise record with 101 catches in 2001, then nearly equaled the feat with 97 grabs in 2002.



Player	Catches, Year	Catches, Year	Catches, Year	Catches, Year	Total
Troy Brown	83, 2000	101, 2001	97, 2002	40, 2003	321
Ben Coates	96, 1994	84, 1995	62, 1996	66, 1997	308

## PATRIOTS ALL-TIME LISTS

TROY BROWN ranks third in Patriots history with 458 receptions in his career. He ranks fourth in franchise history with 5,332 career receiving yards. Brown needs 32 catches to catch Ben Coates for second place on the all-time receptions list.

### PATRIOTS ALL-TIME RECEIVING LEADERS (BY CATCHES)

Rk	Player, Pos.	No	Yds	Avg.	Lg	TD
1	Stanley Morgan, WR	534	10,352	19.4	76t	67
2	Ben Coates, TE	490	5,471	11.2	84t	50
3	<b>Troy Brown, WR</b>	<b>458</b>	<b>5,332</b>	<b>11.6</b>	<b>82t</b>	<b>24</b>
4	Irving Fryar, WR	363	5,726	15.8	80t	38

### PATRIOTS ALL-TIME RECEIVING LEADERS (BY YARDS)

Rk	Name	No	Yds	Avg	Lg	TD
1	Stanley Morgan	534	10,352	19.4	76t	67
2	Irving Fryar	363	5,726	15.8	80t	38
3	Ben Coates	490	5,471	11.2	84t	50
4	<b>Troy Brown</b>	<b>458</b>	<b>5,332</b>	<b>11.6</b>	<b>82t</b>	<b>24</b>
5	Jim Colclough	283	5,001	17.7	78t	39
6	Terry Glenn	329	4,669	14.2	86t	22



# PATRIOTS NEWS & NOTES

## RECORDING SUCCESS

TOM BRADY has quarterbacked the Patriots to victories in 35 of his 47 regular-season starts during his career, compiling a .745 winning percentage and giving him the best record of any active quarterback in the NFL with at least 25 starts. Including the playoffs, he is 41-12 (.774) as a starter. Including preseason, regular-season and postseason games, he is 48-15 (.762).



## ACTIVE QUARTERBACKS WINNING PERCENTAGE

Quarterback, Team(s)	W	L	Pct.
<b>Tom Brady, NE</b> .....	<b>35</b>	<b>12</b>	<b>.745</b>
Kurt Warner, STL/NYG.....	35	16	.686
Jay Fiedler, JAX/MIA.....	36	18	.667
Donovan McNabb, PHI .....	44	21	.677
Brett Favre, ATL/GB .....	126	64	.663
Steve McNair, TEN .....	70	40	.636
Brad Johnson, MIN/WAS/TB.....	58	38	.604

## OVERDRIVE IN OVERTIME

TOM BRADY owns a career record of 7-0 in overtime, including the postseason. Brady is the all-time NFL leader in overtime wins without a defeat. Brady and former Steelers signal caller Terry Bradshaw are the only two NFL quarterbacks to be undefeated in overtime (minimum of five games). The top six quarterbacks in overtime are listed below.

## BEST CAREER OVERTIME RECORD (Min: 5 Games)

	W- L	Pct.	Yrs in NFL
<b>Tom Brady</b>	<b>7-0</b>	<b>1.000</b>	<b>4</b>
Terry Bradshaw	5-0	1.000	14
Ken Stabler	6-1	.857	15
Jake Plummer	5-1	.833	7
Jim Kelly	6-2	.750	11
Ken O'Brien	4-1-1	.750	10

Regular and postseason games combined.

## COMEBACK KID

TOM BRADY has engineered 15 game-winning drives to break a tie or take the lead in the fourth quarter or overtime in his career. He has accomplished the feat twice in the Super Bowl, most recently engineering a 47-yard drive with just over a minute remaining to lead the Patriots to victory in Super Bowl XXXVIII. He led seven comebacks in 2003, including a fourth-quarter comeback to break a 14-14 tie against Tennessee in the AFC Divisional Playoffs in addition to comebacks against Houston, Indianapolis, Miami, Tennessee and Denver in the regular season. Brady's record also includes his dramatic performance to lead the Patriots to victory in Super Bowl XXXVI and his heroics in the snow against the Oakland Raiders in the 2001 Divisional Playoffs, giving him four comebacks in six postseason starts.

## TOM BRADY'S GAME-WINNING PERFORMANCES

Date	Opp.	Time Remaining			Passing Statistics <sup>^</sup>				Final
		Score	in Reg.	Att	Cmp	Yds	TD	Int	
02/01/04	CAR**	29-29	1:08	5	4	47	0	0	32-29
01/10/04	TEN*	14-14	15:00	11	6	27	0	0	17-14
11/30/03	at IND	31-31	10:21	6	3	31	1	0	38-34
11/23/03	at HOU	13-20	3:11	14	10	133	1	0	23-20 ot
11/03/03	at DEN	23-26	2:51	4	5	58	1	0	30-26
10/19/03	at MIA	13-13	15:00	10	7	147	1	0	19-13 ot
10/05/03	TEN	24-27	4:40	1	1	15	0	0	38-30
12/29/02	MIA	13-24	4:59	13	8	69	1	0	27-24 ot
11/10/02	at CHI	19-30	5:16	14	9	116	2	0	33-30
09/22/02	KC	38-38	0:00	5	4	46	0	0	41-38 ot
02/03/02	STL**	17-17	1:21	8	5	53	0	0	20-17
01/19/02	OAK*	3-13	15:00	27	20	138	0	0	16-13 ot
12/16/01	at BUF	6-9	5:57	13	9	116	0	0	12-9 ot
12/02/01	at NYJ	14-16	15:00	7	6	56	0	0	17-16
10/14/01	SD	16-26	8:48	18	13	130	1	0	29-26 ot

<sup>^</sup>Statistics are from the time until the end of the game

\* Divisional Playoffs

\*\* Super Bowl

## CAREER WINNING PERCENTAGE

TOM BRADY is one of just three quarterbacks in the Super Bowl Era (since 1966) to own a career winning percentage above 70 percent (minimum 40 starts). Brady ranks second on the NFL's winningest quarterbacks list behind Roger Staubach. A list placing Brady's accomplishments in a historical perspective is below.

## WINNINGEST QUARTERBACKS OF THE SUPER BOWL ERA

Player	Team	Years	W	L	Pct.
Roger Staubach	DAL	1969-79	85	29	.746
<b>Tom Brady</b>	<b>NE</b>	<b>2000-Pres.</b>	<b>35</b>	<b>12</b>	<b>.745</b>
Joe Montana	SF/KC	1979-94	117	47	.713

## CAREER NUMBERS


TOM BRADY ranks fifth among Patriots' all-time leading passers, and is the franchise's all-time leader in completion percentage. Brady needs 399 passing yards to pass Tony Eason and move into fourth place on the Patriots yardage list. With 185 more completions, he can pass Vito "Babe" Parilli and move into third place on the Patriots all-time completions list.

## ALL-TIME PATRIOTS PASSING LEADERS

Rk.	Name	Att	Cmp	Yards	Pct.	TD	Int
1.	Drew Bledsoe	4,518	2,544	29,657	56.3	166	138
2.	Steve Grogan	3,593	1,879	26,886	52.3	182	208
3.	Babe Parilli	2,412	1,140	16,747	47.3	132	138
4.	Tony Eason	1,500	876	10,732	58.4	60	48
<b>5.</b>	<b>TOM BRADY</b>	<b>1,582</b>	<b>981</b>	<b>10,568</b>	<b>62.0</b>	<b>72</b>	<b>39</b>
6.	Jim Plunkett	1,503	729	9,932	48.5	62	87
7.	Hugh Millen	612	370	4,276	60.5	17	28

## LAW AND ORDER

TY LAW ranks second in Patriots history with 35 career interceptions and needs just one more pick to tie Raymond Clayborn for the franchise record. Law passed the trio of Ron Hall, Roland James and Fred Marion with his 30th career interception against Tennessee on Oct. 5, 2003. Law became just the second Patriot to record 30 career interceptions.



## PATRIOTS ALL-TIME INTERCEPTIONS LIST

Rk	Player	Int.	Yards	Avg	Lg	TD
1	Raymond Clayborn.....	36	555	15.4	85	1
<b>2</b>	<b>Ty Law .....</b>	<b>35</b>	<b>550</b>	<b>15.7</b>	<b>65t</b>	<b>6</b>
3	Ron Hall.....	29	476	16.4	87	1
	Roland James.....	29	383	13.2	46	0
	Fred Marion.....	29	457	15.8	83	1

## TOUCHDOWN TY

TY LAW is the Patriots' all-time leader in interceptions returned for a touchdown. He returned his sixth career pick for a score against Tennessee on Oct. 5, 2003. Including his 47-yard return for a touchdown in Super Bowl XXXVI, Law has seven touchdown returns. Below is a list of Law's interceptions returned for touchdowns. The Patriots are 6-1 in games when Law has scored a touchdown.

## TY LAW'S CAREER INTERCEPTIONS RETURNED FOR TD

Date	Opponent	Length	Quarterback	Result
10/06/03	Tennessee	65 yds	Steve McNair	W, 38-30
02/03/01	St. Louis*	47 yds	Kurt Warner	W, 20-17
01/06/01	Carolina	46 yds	Chris Weinke	W, 38-6
09/30/01	Indianapolis	23 yds	Peyton Manning	W, 44-13
10/17/99	Miami	27 yds	Damon Huard	L, 30-31
09/13/98	Indianapolis	59 yds	Peyton Manning	W, 29-6
12/08/96	N.Y. Jets	38 yds	Glenn Foley	W, 24-10

\*-Super Bowl XXXVI





# PATRIOTS NEWS & NOTES

## BIG MAC ATTACK

WILLIE MCGINEST ranks fourth on the Patriots' all-time sacks list with 63.5 career sacks. In 2003, he recorded 5.5 sacks and 79 tackles (58 solo), his highest tackle total since 1999. **He led the team and the NFL with five postseason sacks**, including a sack in Super Bowl XXXVIII. McGinest has at least one sack in each of his three Super Bowl appearances, becoming the first player in NFL history to record a sack in three consecutive Super Bowl appearances. He is the Patriots' career postseason sack leader and ranks third all-time in NFL postseason history with 11.5 career postseason sacks, trailing only Bruce Smith (14.5) and Reggie White (12.0). The Patriots' all-time regular-season sack leaders are listed below.

### PATRIOTS ALL-TIME SACK LEADERS

- |                                  |  |
|----------------------------------|--|
| 1. Andre Tippett, 1982-93..100.0 | 4. <b>Willie McGinest, 1993-..63.5</b> |
| 2. Julius Adams, 1971-87....79.5 | 5. Ray Hamilton, 1973-81.....54.0      |
| 3. Tony McGee, 1974-81.....72.5  | 6. Chris Slade, 1993-00 .....51.0      |

## ROMAN'S EMPIRE

Since arriving in New England in 2001, ROMAN PHIFER leads the Patriots with 345 total tackles. Last season, he ranked third on the team with 133 tackles. In 2002, he led the team with 109 tackles, following a 2001 campaign where he recorded 92 tackles.

### PATRIOTS LEADING TACKLERS SINCE 2001

Player	2001	2002	2003	2004	Total
Roman Phifer	92	109	133	11	345
Tedy Bruschi	73	65	137	8	283
Ty Law	70	77	77	2	226
Mike Vrabel	60	75	69	4	208
Lawyer Milloy	113	91	-	-	204
Richard Seymour	44	56	80	6	186
Willie McGinest	33	62	79	4	178
Ted Johnson	46	96	26	4	172
Bobby Hamilton	52	55	55	-	162

## HOT ROD

Safety RODNEY HARRISON was a force in the secondary in his first season in New England in 2003, leading the team with a career-high 140 tackles (105 solo), according to coaching grades. He was credited with 125 tackles by press box statisticians, a figure that led all NFL defensive backs. Under Harrison's leadership in the secondary, the Patriots gave up just one pass play of over 50 yards and no rushes of more than 23 yards. Harrison also brought his game to opposing quarterbacks, recording three sacks, while helping stuff opposing rushers as part of the NFL's fourth-ranked run defense.

## ABLE VRABEL

MIKE VRABEL led the team with a career-high 9.5 sacks in 2003, the most by any Patriot in the Bill Belichick era and the most since Willie McGinest notched 9.5 sacks in 1996. Vrabel's sacks came in bunches, with three coming against Cleveland (10/26) and two each against Miami (12/07) and the New York Jets (12/20). Vrabel was named the AFC Defensive Player of the Month for December, recording 26 tackles, four sacks and an interception. He continued his strong play all the way to the Super Bowl, where he recorded two sacks and caught a touchdown pass after lining up as a tight end in an offensive set.

## BIG PLAY BETHEL

Kick returner BETHEL JOHNSON led the AFC in 2003 with a 28.2-yard kickoff return average. It was the second consecutive season a Patriots kick returner led the AFC (Kevin Faulk, 27.9 in 2002). Johnson returned one kick for a touchdown (92 yards at Indianapolis) and tore off five kick returns for 50 yards or more. He had two returns of 50 yards or more against both Indianapolis (11/30) and Tennessee (10/05), playing a crucial role in both tight Patriots victories.

## TAKING AIM

ADAM VINATIERI is the most accurate kicker in franchise history and is tied for ninth among the most accurate kickers in NFL history. He has recorded an 80.8 percent conversion rate (214/265) over his eight-year career. In 2003, Vinatieri hit 76.5 percent of his kicks (26/34). He has connected on 61 of his last 73 kicks, good for an 83.6 percent clip.



### NFL ALL-TIME MOST ACCURATE KICKERS

	TEAM	PCT.	FGM/FGA
1. Mike Vanderjagt	Colts	87.5	175/200
2. David Akers	Eagles	82.5	113/137
3. Matt Stover	Ravens	82.1	322/392
3. Ryan Longwell	Packers	82.1	183/223
5. Olindo Mare	Dolphins	82.0	182/222
6. Jeff Wilkins	Rams	81.9	208/254
7. John Carney	Saints	81.5	343/421
8. Doug Brien	Jets	81.0	183/226
9. Jason Hanson	Lions	80.8	286/354
<b>9. Adam Vinatieri</b>	<b>Patriots</b>	<b>80.8</b>	<b>214/265</b>
11. Gary Anderson	Titans	80.2	521/650
12. John Kasay	Panthers	80.1	265/331
13. Mike Hollis	Giants	80.0	200/250
14. Jason Elam	Broncos	79.2	290/366
15. Morten Andersen	Vikings	78.9	502/636
15. Martin Gramatica	Buccaneers	78.9	127/161

## SCORING MACHINE

ADAM VINATIERI is the second leading scorer in Patriots history, totaling 926 points in his eight seasons with the club. Vinatieri made the team as a rookie free agent in 1996 and has scored 100 points or more in each of his eight seasons, joining Jason Elam of the Denver Broncos as the only two kickers in NFL history to accomplish the feat. Vinatieri has kicked the most field goals in Patriots history, having tallied 214 successful boots in a Patriots uniform.

### LEADING SCORERS IN PATRIOTS HISTORY

#	SCORING	TD	PAT/PATA	2-Pt	FG /FGA	TP
1	Gino Cappelletti	42	346/ 358	2	176/ 334	1,130
<b>2</b>	<b>Adam Vinatieri</b>	<b>0</b>	<b>282/ 288</b>	<b>1</b>	<b>214/ 265</b>	<b>926</b>
3	John Smith	0	308/ 323	0	128/ 191	692

## LAST-MINUTE MAN

ADAM VINATIERI nailed his second Super Bowl-winning field goal, booting a 41-yarder through the uprights with four seconds left to give the Patriots a 32-29 victory over Carolina in Super Bowl XXXVIII. He is the only kicker in NFL history to kick a game-winning field goal in the final minute of the Super Bowl and has accomplished the feat twice, including his 48-yarder to win Super Bowl XXXVI. Out of the Patriots' six playoff wins since 2001, four were decided on game-winning boots by Vinatieri. In all, Vinatieri has kicked 17 game-winning field goals in his career, including nine in the past three seasons. His game-winners are listed below:

### ADAM VINATIERI'S GAME-WINNING FIELD GOALS

Date	Opponent	Yds	Time	Final Score
02/01/04	Carolina*	41	0:04	32-29
01/10/04	Tennessee*	46	4:06	17-14
11/23/03	at Houston	28	0:41 (OT)	23-20
12/29/02	Miami	35	12:57 (OT)	27-24
09/22/02	Kansas City	35	10:20 (OT)	41-38
02/03/02	St. Louis*	48	0:00	20-17
01/19/02	Oakland*	23	6:31 (OT)	16-13
12/16/01	at Buffalo	23	9:15 (OT)	12-9
10/14/01	San Diego	44	10:55 (OT)	29-26
12/17/00	at Buffalo	24	0:19 (OT)	13-10
11/19/00	Cincinnati	22	0:03	16-13
09/19/99	Indianapolis	26	0:35	31-28
09/12/99	at N.Y. Jets	23	0:03	30-28
12/20/98	San Francisco	35	0:03	24-21
10/04/98	at New Orleans	27	0:03	30-27
09/14/97	N.Y. Jets	34	6:57 (OT)	27-24
09/22/96	Jacksonville	40	12:24 (OT)	28-25

\*-Playoffs





# BROADCAST INFO. / TRANSACTIONS

## WBCN PATRIOTS ROCK RADIO NETWORK

For the 10th consecutive season, WBCN is proud to be the flagship station for the Patriots Rock Radio Network. Every Patriots game can be heard on WBCN (104.1 FM) and its network of 34 stations throughout all six New England states. Longtime broadcast tandem Gil Santos and Gino Cappelletti will call all of the action in static-free stereo sound.



**FLAGSHIP STATION**  
**WBCN**  
**Boston ★ 104.1 FM**



### MASSACHUSETTS

WAHL	Athol	99.9 FM
WXTK	Cape Cod	95.1 FM
WSAR	Fall River	1480 AM
WEIM	Fitchburg	1280 AM
WKKB	New Bedford	100.3 FM
WBEC	Pittsfield	1420 AM
WBEC	Pittsfield	95.7 FM
WAQY	Springfield	102.1 FM
WWFX	Worcester	100.1 FM

### MAINE

WEBB	Augusta	98.5 FM
WTUL	Augusta	1400 AM
WNSX	Bangor	97.7 FM
WSHK	Kittery	105.3 FM
WBLM	Portland	102.9 FM
WOZI	Presque Isle	101.9 FM

### CONNECTICUT

WCCC	Hartford	106.9 FM
WMOS	New London	104.7 FM
WINY	Putnam	1350 AM

### NEW HAMPSHIRE

WTSL	Hanover	1400 AM
WZBK	Keene	1220 AM
WBHG	Laconia	101.5 FM
WVRR	Lebanon	101.7 FM
WGIR	Manchester	610 AM
WSAK	Hampton	102.1 FM
WXKL	Concord	1450 AM

### RHODE ISLAND

WSKO	Providence	790 AM
WSKO	Providence	99.7 FM

### VERMONT

WKVT	Brattleboro	92.7 FM
WCPV	Burlington	101.3 FM
WMXR	Claremont	93.9 FM
WMOO	Derby	92.1 FM
WEXP	Rutland	101.5 FM
W257AUS	Johnsb.	99.3 FM
WSNO	Waterbury	960 AM

## PATRIOTS MONDAY ON WEEI

Sports Radio 850 WEEI has the exclusive rights to broadcast "Patriots Monday" from Gillette Stadium every week during the season. The daylong programming lineup offers fans unique access from head coach Bill Belichick and quarterback Tom Brady along with appearances by Troy Brown and Richard Seymour, among other star players.

Time (Mondays)	Show	Guest(s)
6:00 – 10:00 a.m.	Dennis and Callahan	Tom Brady
10:00 a.m. – 2:00 p.m.	Dale and Neumy	Stars of the Week
2:00 – 6:00 p.m.	The Big Show	Coach Belichick

## PATRIOTS.COM

The official Web site of the New England Patriots offers fans an exciting lineup of daily features and is one of the most advanced and exciting Web sites in all of sports. **Patriots Video News** is a streaming video show broadcast daily on Patriots.com, giving Patriots fans interviews and analysis that picks up where the newspapers and TV reports leave off. **Patriots.com Radio** features six hours of original daily programming beginning at noon ET and allows fans to interact with hosts and guests via phone and email. Besides these features, the site offers daily news updates, press releases, live coverage of all press conferences and much more.

## PATRIOTS FOOTBALL WEEKLY ON WB56

Join the editorial staff of Patriots Football Weekly for a half-hour Patriots extravaganza every Saturday night on WLVI-TV (WB56). The ultimate studio sports show for the ultimate Patriots fan is patterned like the official team newspaper, aiming to be confrontational and opinionated as the reporters dish about what's ahead for the team, give opponent analysis and offer insider information they've learned from working in the trenches at Gillette Stadium.

### WLVI-TV Channel 56

Patriots Football Weekly Every Saturday at 11:00 p.m.

## 2004 TELEVISION RATINGS

Historically, the Patriots have been at or near the top of the weekly television ratings for the 2.1 million homes in the Boston market. Below is a compilation of this season's ratings along with a historical perspective to show the Patriots' consistent popularity in the Boston market.

Date	Opponent	Rating/Share	Network
Sept. 9	Indianapolis	28.1 / 47	ABC

## RATINGS HISTORY

Season	Rating / Share
2004 Regular Season Average	28.1 / 47.0
2003 Regular Season Average	26.8 / 51.0
2003 Postseason Average	47.0 / 71.7
2002 Regular Season Average	28.5 / 52.9
2001 Regular Season Average	24.7 / 48.3
2001 Postseason Average	47.4 / 72.7

**Note:** Each ratings point represents one percent of the 2.1 million homes in the Boston TV market.

## 2004 TRANSACTIONS

Transactions prior to July 14 appear on p. 268 of the 2004 Patriots Media Guide.

7/14	Jason Perry	Released
7/15	Kurt Kittner	Signed
7/19	Jim Miller	Signed
	Vince Wilfork	Signed
7/21	Marquise Walker	Released
7/23	Matt Cerrone	Signed
7/25	P.K. Sam	Signed
	Christian Morton	Signed
	Ryan Atoe	Released
	Ricky Bryant	Released
7/27	Zeron Flemister	Signed
7/28	Dwight Johnson	Signed
	James Williams	Signed
7/29	Jeff Burris	Released
7/30	Cedric Cobbs	Signed
	Guss Scott	Signed
	Matt Cerrone	Released
8/1	Ricky Bryant	Signed
8/2	Rodney Bailey	Placed on Reserve / Injured
	Jack Fadule	Released
8/5	Earthwind Moreland	Signed
	Dana Stubblefield	Signed
8/6	Kurt Kittner	Released
	DeVonte Peterson	Released
	James Williams	Released
8/11	Zeron Flemister	Placed on Reserve / Injured
8/16	Benjamin Watson	Signed
8/17	Joel Jacobs	Signed
	Quinn Dorsey	Traded (CHI)
8/23	Fred McCrary	Released
8/25	Andy Mignery	Waived
8/26	J.J. Stokes	Released
8/30	Guss Scott	Placed on Reserve / Injured
	Cody Scates	Released
	Brian Sawyer	Released
8/31	Dana Stubblefield	Placed on Reserve / Injured
	Jim Miller	Released
	Tim Provost	Released
9/3	Kory Chapman	Signed
	Jim Miller	Signed
	Kliff Kingsbury, Dwight Johnson, Earthwind Moreland, Jamil Soriano, Lawrence Flurgence, Joel Jacobs, Grant Steen, Scott Farley and Michael Cloud	Released
9/5	Matt Chatham	Placed on Reserve/PUP
	Cedric Cobbs	Placed on Reserve/PUP
	Eric Alexander, Ricky Bryant, Terrell Buckley, Kory Chapman, Je'Rod Cherry, Chas Gessner, Michael Jennings, Justin Kurpeikis, Malaefou Mackenzie, Christian Morton, David Pruce and Buck Rasmussen	Released
9/6	Eric Alexander, Kory Chapman, Michael Jennings, Justin Kurpeikis, Malaefou Mackenzie, Christian Morton, David Pruce and Buck Rasmussen	Signed to the practice squad
9/7	Michael Jennings	Released from the practice squad
	Russell Stuvaints	Signed to the practice squad
9/8	Bob Hallen	Released
9/10	Michael Jennings	Signed to the practice squad
	Malaefou Mackenzie	Released from the practice squad
9/11	Rabih Abdullah	Signed
	Billy Yates	Signed to the practice squad
	David Pruce	Released from the practice squad



# 2004 OFFENSIVE STATISTICS

WON 1, LOST 0

09/09 W 27-24	Indianapolis	68,756
09/19	at Arizona	
10/03	at Buffalo	
10/10	Miami	
10/17	Seattle	
10/24	New York Jets	
10/31	at Pittsburgh	
11/07	at St. Louis	
11/14	Buffalo	
11/22	at Kansas City	
11/28	Baltimore	
12/05	at Cleveland	
12/12	Cincinnati	
12/20	at Miami	
12/26	at New York Jets	
01/02	San Francisco	

	N.E.	Opp.
TOTAL FIRST DOWNS	22	28
Rushing	3	13
Passing	18	11
Penalty	1	4
3rd Down: Made/Att	6/11	8/13
3rd Down Pct.	54.5	61.5
4th Down: Made/Att	0/0	1/1
4th Down Pct.	0.0	100.0
POSSESSION AVG.	28:19	31:41
TOTAL NET YARDS	402	446
Avg. Per Game	402.0	446.0
Total Plays	57	72
Avg. Per Play	7.1	6.2
NET YARDS RUSHING	82	202
Avg. Per Game	82.0	202.0
Total Rushes	17	42
NET YARDS PASSING	320	244
Avg. Per Game	320.0	244.0
Sacked/Yards Lost	2/15	1/12
Gross Yards	335	256
Att./Completions	38/26	29/16
Completion Pct.	68.4	55.2
Had Intercepted	1	1
PUNTS/AVERAGE	3/47.3	2/41.0
NET PUNTING AVG.	3/40.7	2/38.0
PENALTIES/YARDS	8/55	3/20
FUMBLES/BALL LOST	2/1	2/2
TOUCHDOWNS	3	3
Rushing	0	1
Passing	3	2
Returns	0	0

* SCORE BY PERIODS	Q1	Q2	Q3	Q4	OT	PTS
TEAM	3	10	14	0	0	27
OPPONENTS	0	17	0	7	0	24

* SCORING	TD	Ru	Pa	Rt	K-PAT	FG	S	PTS
Vinatieri	0	0	0	0	3/ 3	2/ 2	0	9
Branch	1	0	1	0			0	6
Graham	1	0	1	0			0	6
Patten	1	0	1	0			0	6
TEAM	3	0	3	0	3/ 3	2/ 2	0	27
OPPONENTS	3	1	2	0	3/ 3	1/ 2	0	24

2-Pt. Conversions: TEAM 0-0, OPPONENTS 0-0  
SACKS: McGinest 1.0, TEAM 1.0, OPPONENTS 2.0

* RUSHING	No.	Yds	Avg	Long	TD
Dillon	15	86	5.7	38	0
Brady	1	-1	-1.0	-1	0
B. Johnson	1	-3	-3.0	-3	0
TEAM	17	82	4.8	38	0
OPPONENTS	42	202	4.8	19	1

* RECEIVING	No.	Yds	Avg	Long	TD
Branch	7	86	12.3	21	1
Graham	7	57	8.1	21	1
Patten	4	86	21.5	29	1
Givens	4	80	20.0	25	0
Watson	2	16	8.0	14	0
Fauria	1	5	5.0	5	0
B. Johnson	1	5	5.0	5	0
TEAM	26	335	12.9	29	3
OPPONENTS	16	256	16.0	64	2

* INTERCEPTIONS	No.	Yds	Avg	Long	TD
Bruschi	1	5	5.0	5	0
TEAM	1	5	5.0	5	0
OPPONENTS	1	12	12.0	12	0

* PUNTING	No.	Yds	Avg	Net	TB	In	Lg	B
Jo. Miller	3	142	47.3	40.7	0	0	52	0
TEAM	3	142	47.3	40.7	0	0	52	0
OPPONENTS	2	82	41.0	38.0	0	0	52	0

* PUNT RETURNS	Ret	FC	Yds	Avg	Long	TD
Branch	1	0	0	0.0	0	0
Poole	1	0	6	6.0	6	0
TEAM	2	0	6	3.0	6	0
OPPONENTS	2	1	20	10.0	13	0

* KICKOFF RETURNS	No.	Yds	Avg	Long	TD
B. Johnson	5	107	21.4	34	0
TEAM	5	107	21.4	34	0
OPPONENTS	4	89	22.3	27	0

* FIELD GOALS	1-19	20-29	30-39	40-49	50+
Vinatieri	0/ 0	0/ 0	1/ 1	1/ 1	0/0
TEAM	0/ 0	0/ 0	1/ 1	1/ 1	0/0
OPPONENTS	0/ 0	0/ 0	1/ 1	0/ 1	0/0
Vinatieri: (32G,43G)					
OPPONENTS: (32G,48N)					

* PASSING	Att	Cmp	Yds	Cmp%	Yds/Att	TD	TD%	Int	Int%	Long	Sack/Lost	Rating
Brady	38	26	335	68.4	8.82	3	7.9	1	2.6	29	2/ 15	111.2
TEAM	38	26	335	68.4	8.82	3	7.9	1	2.6	29	2/ 15	111.2
OPPONENTS	29	16	256	55.2	8.83	2	6.9	1	3.4	64	1/ 12	93.5



# 2004 DEFENSIVE STATISTICS

Tackle statistics tabulated from coaching grades

DEFENSIVE STATISTICS											SP. TEAMS					FUMBLES - LOST (2-1)					
Name	TT	UT	A	S/ YL	Int/	Yds	PD	FF	FR		TT	UT	A	FF	FR	Own					
Roman Phifer	11	8	3	-	-	-	-	-	-	-	-	-	-	-	-	-	No.	Lost	Rec.	O.B.	
Ty Warren	10	6	4	-	-	-	-	-	1	-	-	-	-	-	-	-	Tom Brady	1	0	0	0
Tedy Bruschi	8	6	2	-	-	1	5	1	-	-	-	-	-	-	-	-	Deion Branch	1	1	0	0
Eugene Wilson	8	6	2	-	-	-	-	-	1	1	-	-	-	-	-	-	Corey Dillon	0	0	1	0
Rodney Harrison	7	5	2	-	-	-	-	-	-	-	-	-	-	-	-	-	Totals	2	1	1	0
Vince Wilfork	7	4	3	-	-	-	-	-	-	1	-	-	-	-	-	-	BLOCKED KICKS				
Richard Seymour	6	2	4	-	-	-	-	-	-	-	-	-	-	-	-	-	XP	FG	P		
Keith Traylor	5	5	0	-	-	-	-	-	-	-	-	-	-	-	-	-	Totals	0	0	0	
Rosevelt Colvin	5	1	4	-	-	-	-	-	-	-	-	-	-	-	-	-	MISC. OFFENSIVE STATS				
Willie McGinest	4	2	2	1.0	12.0	-	-	-	-	-	-	-	-	-	-	-	Tkl	Ast	FF	FR	
Ted Johnson	4	2	2	-	-	-	-	-	-	-	-	-	-	-	-	-	David Givens	1	0	0	0
Mike Vrabel	4	2	2	-	-	-	-	-	-	-	-	-	-	-	-	-	Totals	1	0	0	0
Tyrone Poole	3	3	0	-	-	-	-	1	-	-	-	-	-	-	-	-					
Asante Samuel	3	3	0	-	-	-	-	1	-	-	-	-	-	-	-	-					
Ty Law	2	2	0	-	-	-	-	-	-	-	-	-	-	-	-	-					
Tully Banta-Cain	0	0	0	-	-	-	-	-	-	-	2	2	0	-	-	-					
Don Davis	0	0	0	-	-	-	-	-	-	-	1	1	0	-	-	-					
Larry Izzo	0	0	0	-	-	-	-	-	-	-	2	2	0	-	-	-					
Dan Klecko	0	0	0	-	-	-	-	-	-	-	1	1	0	-	-	-					
Shawn Mayer	0	0	0	-	-	-	-	-	-	-	3	2	1	-	-	-					
Patrick Pass	0	0	0	-	-	-	-	-	-	-	1	1	0	-	-	-					
Lonie Paxton	0	0	0	-	-	-	-	-	-	-	1	0	1	-	-	-					
Totals	87	57	30	1.0	12.0	1	5	3	2	2	11	9	2	0	0	0					

BLOCKED KICKS			
	XP	FG	P
<b>Totals</b>	<b>0</b>	<b>0</b>	<b>0</b>

MISC. OFFENSIVE STATS				
	Tkl	Ast	FF	FR
David Givens	1	0	0	0
<b>Totals</b>	<b>1</b>	<b>0</b>	<b>0</b>	<b>0</b>

LEGEND	
TT- Total Tackles	PD- Pass Defensed
UT- Unassisted Tackles	FF- Forced Fumbles
A- Assists	FR- Fumbles Recovered
S/Yds- Sacks/Yards Lost	Tack. T.O. - Tackles off Turnovers
I/Ret.- Interceptions/Return Yards	O.B. - Out of Bounds





# HOW THE PATRIOTS WERE BUILT

<u>YEAR</u>	<u>DRAFTEES (29)</u>	<u>VETERAN FREE AGENTS (15)</u>	<u>WAIVERS (0) / TRADES (1)</u>	<u>ROOKIE AND FIRST-YEAR FREE AGENTS (8)</u>
<b>1993</b>	Troy Brown (8)			
<b>1994</b>	Willie McGinest (1)			
<b>1995</b>	Ty Law (1) Ted Johnson (2)			
<b>1996</b>	Tedy Bruschi (3)			Adam Vinatieri (fa)
<b>1997</b>				
<b>1998</b>				
<b>1999</b>	Kevin Faulk (2)			
<b>2000</b>	Adrian Klemm (2) Tom Brady (6b) Patrick Pass (7b)	Joe Andruzzi (fa) (G.B.)		Lonie Paxton (fa)
<b>2001</b>	Richard Seymour (1) Matt Light (2)	Larry Izzo (fa) (MIA)* David Patten (fa) (CLE) * Roman Phifer (2) (NYJ) Mike Vrabel (3) (PIT)*		Tom Ashworth (fa) Stephen Neal (fa)
<b>2002</b>	Daniel Graham (1) Deion Branch (2) Rohan Davey (4a) Jarvis Green (4b) David Givens (7b)	Christian Fauria (2) (SEA)*		Russ Hochstein (5)
<b>2003</b>	Ty Warren (1) Eugene Wilson (2a) Bethel Johnson (2b) Dan Klecko (4a) Asante Samuel (4b) Dan Koppen (5) Tully Banta-Cain (7b) Ethan Kelley (7c)	Rosevelt Colvin (4) (CHI)* Don Davis (fa) (STL)* Brandon Gorin (7) Rodney Harrison (5) (SD) Tyrone Poole (1) (DEN)*		Shawn Mayer (fa) Gene Mruczkowski (fa)
<b>2004</b>	Vince Wilfork (1) Benjamin Watson (1a) Marquise Hill (2) Dexter Reid (4a) P.K. Sam (5)	Rabih Abdullah (CHI) Jim Miller (6) (TB) Josh Miller (fa) (PIT) Keith Traylor (3) (CHI)*	Corey Dillon (2) (tr-CIN)	Randall Gay (fa)

\* Unrestricted Free Agent

^ Restricted Free Agent

(#) - indicates round drafted

(fa) - indicates non-drafted free agents



# UNOFFICIAL DEPTH CHART

Unofficial depth chart compiled by Patriots Media Relations, Sept. 13, 2004

## OFFENSE

<b>WR:</b>	83 Deion Branch (1/1/0/0)	80 Troy Brown (0/0/0/1)	81 Bethel Johnson (1/0/0/0)
<b>LT:</b>	72 Matt Light (1/1/0/0)	70 Adrian Klemm (1/0/0/0)	
<b>LG:</b>	71 Russ Hochstein (1/1/0/0)	63 Joe Andruzzi (1/1/0/0)	
<b>C:</b>	67 Dan Koppen (1/1/0/0)	<u>64 Gene Mruczkowski (0/0/0/1)</u>	
<b>RG:</b>	63 Joe Andruzzi (1/1/0/0)	61 Stephen Neal (1/0/0/0)	
<b>RT:</b>	68 Tom Ashworth (1/1/0/0)	76 Brandon Gorin (0/0/0/1)	
<b>TE:</b>	82 Daniel Graham (1/1/0/0)	88 Christian Fauria (1/0/0/0)	<u>84 Benjamin Watson (1/1/0/0)</u>
<b>WR:</b>	86 David Patten (1/1/0/0)	87 David Givens (1/1/0/0)	<u>14 P.K. Sam (0/0/0/1)</u>
<b>QB:</b>	12 Tom Brady (1/1/0/0)	6 Rohan Davey (0/0/1/0)	13 Jim Miller (0/0/0/1)
<b>RB:</b>	28 Corey Dillon (1/0/0/0)	33 Kevin Faulk (0/0/0/1)	27 Rabih Abdullah (0/0/0/0)
<b>FB:</b>	35 Patrick Pass (1/0/0/0)		

## DEFENSE

<b>LE:</b>	94 Ty Warren (1/1/0/0)	<u>91 Marquise Hill (0/0/1/0)</u>	
<b>NT:</b>	98 Keith Traylor (1/0/0/0)	<u>75 Vince Wilfork (1/1/0/0)</u>	<u>99 Ethan Kelley (0/0/0/1)</u>
<b>RE:</b>	93 Richard Seymour (1/1/0/0)	97 Jarvis Green (1/0/0/0)	
<b>OLB:</b>	50 Mike Vrabel (1/1/0/0)	48 Tully Banta-Cain (1/0/0/0)	
<b>ILB:</b>	54 Tedy Bruschi (1/1/0/0)	90 Dan Klecko (1/0/0/0)	53 Larry Izzo (1/0/0/0)
<b>ILB:</b>	95 Roman Phifer (1/1/0/0)	52 Ted Johnson (1/0/0/0)	51 Don Davis (1/0/0/0)
<b>OLB:</b>	55 Willie McGinest (1/1/0/0)	59 Roosevelt Colvin (1/0/0/0)	
<b>LCB:</b>	24 Ty Law (1/1/0/0)	22 Asante Samuel (1/0/0/0)	
<b>RCB:</b>	38 Tyrone Poole (1/1/0/0)	<u>21 Randall Gay (1/0/0/0)</u>	
<b>FS:</b>	26 Eugene Wilson (1/1/0/0)	<u>42 Dexter Reid (1/0/0/0)</u>	
<b>SS:</b>	37 Rodney Harrison (1/1/0/0)	23 Shawn Mayer (1/0/0/0)	

## SPECIAL TEAMS

<b>K:</b>	4 Adam Vinatieri (1/0/0/0)	8 Josh Miller (1/0/0/0)	
<b>P:</b>	8 Josh Miller (1/0/0/0)	4 Adam Vinatieri (1/0/0/0)	
<b>H:</b>	8 Josh Miller (1/0/0/0)	12 Tom Brady (1/1/0/0)	
<b>PR:</b>	80 Troy Brown (0/0/0/1)	38 Tyrone Poole (1/1/0/0)	83 Deion Branch (1/1/0/0)
<b>KR:</b>	81 Bethel Johnson (1/0/0/0)	35 Patrick Pass (1/0/0/0)	33 Kevin Faulk (0/0/0/1)
<b>LS:</b>	66 Lonie Paxton (1/0/0/0)	71 Russ Hochstein (1/1/0/0)	

Rookie and first-year players are underlined



# 2004 ALPHABETICAL ROSTER

September 13, 2004

#	NAME	POS	HT	WT	BORN	YR	COLLEGE	H.S. HOMETOWN
27	Abdullah, Rabih	RB	6-0	235	04/27/75	7	Lehigh	Roselle, N.J.
63	Andruzzi, Joe	G	6-3	312	08/23/75	8	Southern Connecticut St.	Staten Island, N.Y.
68	Ashworth, Tom	T	6-6	305	10/10/77	3	Colorado	Englewood, Colo.
48	Banta-Cain, Tully	LB	6-2	250	08/28/80	2	California	Sunnyvale, Calif.
12	Brady, Tom	QB	6-4	225	08/03/77	5	Michigan	San Mateo, Calif.
83	Branch, Deion	WR	5-9	193	07/18/79	3	Louisville	Albany, Ga.
80	Brown, Troy	WR	5-10	196	07/02/71	12	Marshall	Blackville, S.C.
54	Bruschi, Tedy	LB	6-1	247	06/09/73	9	Arizona	Roseville, Calif.
59	Colvin, Rosevelt	LB	6-3	250	09/05/77	6	Purdue	Indianapolis, Ind.
6	Davey, Rohan	QB	6-2	245	04/14/78	3	Louisiana State	Miami, Fla.
51	Davis, Don	LB	6-1	235	12/17/72	9	Kansas	Olathe, Kan.
28	Dillon, Corey	RB	6-1	225	10/24/74	8	Washington	Seattle, Wash.
33	Faulk, Kevin	RB	5-8	202	06/05/76	6	Louisiana State	Carencro, La.
88	Fauria, Christian	TE	6-4	250	09/22/71	10	Colorado	Encino, Calif.
21	Gay, Randall	CB	5-11	186	05/05/82	R	Louisiana State	Brusly, La.
87	Givens, David	WR	6-0	215	08/16/80	3	Notre Dame	Humble, Texas
76	Gorin, Brandon	T	6-6	308	07/17/78	3	Purdue	Muncie, Ind.
82	Graham, Daniel	TE	6-3	257	11/16/78	3	Colorado	Denver, Colo.
97	Green, Jarvis	DL	6-3	290	01/12/79	3	Louisiana State	Donaldsonville, La.
37	Harrison, Rodney	S	6-1	220	12/15/72	11	Western Illinois	Chicago, Ill.
91	Hill, Marquise	DE	6-6	300	08/07/82	R	Louisiana State	New Orleans, La.
71	Hochstein, Russ	G	6-4	305	10/07/77	4	Nebraska	Hartington, Neb.
53	Izzo, Larry	LB	5-10	228	09/26/74	9	Rice	Houston, Texas
81	Johnson, Bethel	WR	5-11	200	02/11/79	2	Texas A&M	Corsicana, Texas
52	Johnson, Ted	LB	6-4	253	12/04/72	10	Colorado	Alameda, Calif.
99	Kelley, Ethan	DT	6-2	310	02/12/80	1	Baylor	Sugar Land, Texas
90	Klecko, Dan	DL/LB	5-11	275	01/12/81	2	Temple	Colts Neck, N.J.
70	Klemm, Adrian	T	6-3	312	05/21/77	5	Hawaii	Los Angeles, Calif.
67	Koppen, Dan	C	6-2	296	09/12/79	2	Boston College	Whitehall, Pa.
24	Law, Ty	CB	5-11	200	02/10/74	10	Michigan	Aliquippa, Pa.
72	Light, Matt	T	6-4	305	06/23/78	4	Purdue	Greenville, Ohio
23	Mayer, Shawn	S	6-0	202	03/04/79	2	Penn State	Hillsborough, N.J.
55	McGinest, Willie	LB	6-5	270	12/11/71	11	Southern California	Long Beach, Calif.
13	Miller, Jim	QB	6-2	225	02/09/71	10	Michigan State	Waterford, Mich.
8	Miller, Josh	P	6-4	225	07/14/70	9	Arizona	Rockaway, N.Y.
64	Mruczkowski, Gene	G/C	6-2	305	06/06/80	2	Purdue	Cleveland, Ohio
61	Neal, Stephen	G	6-4	305	10/09/76	3	Cal State-Bakersfield	San Diego, Calif.
35	Pass, Patrick	FB	5-10	217	12/31/77	5	Georgia	Tucker, Ga.
86	Patten, David	WR	5-10	190	08/19/74	8	Western Carolina	Hopkins, S.C.
66	Paxton, Lonie	LS	6-2	260	03/13/78	5	Sacramento State	Corona, Calif.
95	Phifer, Roman	LB	6-2	248	03/05/68	14	UCLA	Pineville, N.C.
38	Poole, Tyrone	CB	5-8	188	02/03/72	9	Fort Valley State	LaGrange, Ga.
42	Reid, Dexter	S	5-11	203	03/18/81	R	North Carolina	Norfolk, Va.
14	Sam, P.K.	WR	6-3	210	02/26/83	R	Florida State	Buford, Ga.
22	Samuel, Asante	CB	5-10	185	01/06/81	2	Central Florida	Ft. Lauderdale, Fla.
93	Seymour, Richard	DL	6-6	310	10/06/79	4	Georgia	Gadsden, S.C.
98	Traylor, Keith	DT	6-2	340	09/03/69	13	Central State (Okla.)	Little Rock, Ark.
4	Vinatieri, Adam	K	6-0	202	12/28/72	9	South Dakota State	Rapid City, S.D.
50	Vrabel, Mike	LB	6-4	261	08/14/75	8	Ohio State	Akron, Ohio
94	Warren, Ty	DL	6-5	300	02/06/81	2	Texas A&M	Bryan, Texas
84	Watson, Benjamin	TE	6-3	253	12/18/80	R	Georgia	Rock Hill, S.C.
75	Wilfork, Vince	DL	6-2	325	11/04/81	R	Miami (Fla.)	Boynton Beach, Fla.
26	Wilson, Eugene	DB	5-10	195	08/17/80	2	Illinois	Merrillville, Ind.

## RESERVE / PHYSICALLY UNABLE TO PERFORM

58	Chatham, Matt	LB	6-4	250	06/28/77	5	South Dakota	Sioux City, Iowa
34	Cobbs, Cedric	RB	6-0	225	01/09/81	R	Arkansas	Little Rock, Ark.

## RESERVE / INJURED

96	Bailey, Rodney	DL	6-3	305	10/07/79	4	Ohio State	Cleveland, Ohio
46	Flemister, Zeron	TE	6-4	250	09/08/76	5	Iowa	Sioux City, Iowa
39	Scott, Guss	S	5-10	205	05/21/82	R	Florida	Jacksonville, Fla.
92	Stubblefield, Dana	DL	6-2	290	11/14/70	12	Kansas	North Bend, Ohio

## HEAD COACH: BILL BELICHICK

**ASSISTANTS:** Romeo Crennel, Defensive Coordinator; Brian Daboll, Wide Receivers; Jeff Davidson, Assistant Offensive Line/Tight Ends; Ivan Fears, Running Backs; Pepper Johnson, Defensive Line; Eric Mangini, Defensive Backs; Josh McDaniels, Quarterbacks; Matt Patricia, Coaching Assistant; Markus Paul, Assistant Strength and Conditioning; Dean Pees, Linebackers; Dante Scarnecchia, Assistant Head Coach/Offensive Line; Brad Seely, Special Teams; Cory Undlin, Coaching Assistant; Charlie Weis, Offensive Coordinator; Mike Woicik, Strength and Conditioning.





# 2004 NUMERICAL ROSTER

#	NAME	POS	HT	WT	AGE	YR	COLLEGE	HOW ACQ.	2004 GP/GS
4	Adam Vinatieri	K	6-0	202	31	9	South Dakota State	FA-96	1/0/0/0
6	Rohan Davey	QB	6-2	245	26	3	Louisiana State	D4a-02	0/0/1/0
8	Josh Miller	P	6-4	225	34	9	Arizona	FA (PIT)-04	1/0/0/0
12	Tom Brady	QB	6-4	225	27	5	Michigan	D6b-00	1/1/0/0
13	Jim Miller	QB	6-2	225	33	10	Michigan State	FA-04	0/0/0/1
14	P.K. Sam	WR	6-3	210	21	R	Florida State	D5-04	0/0/0/1
21	Randall Gay	CB	5-11	186	22	R	Louisiana State	FA-04	1/0/0/0
22	Asante Samuel	CB	5-10	185	23	2	Central Florida	D4b-03	1/0/0/0
23	Shawn Mayer	S	6-0	202	25	2	Penn State	FA-03	1/0/0/0
24	Ty Law	CB	5-11	200	30	10	Michigan	D1-95	1/1/0/0
26	Eugene Wilson	DB	5-10	195	24	2	Illinois	D2a-03	1/1/0/0
27	Rabih Abdullah	RB	6-0	235	29	7	Lehigh	FA (CHI)-04	0/0/0/0
28	Corey Dillon	RB	6-1	225	29	8	Washington	TR (CIN)-04	1/0/0/0
33	Kevin Faulk	RB	5-8	202	28	6	Louisiana State	D2-99	0/0/0/1
35	Patrick Pass	FB	5-10	217	26	5	Georgia	D7b-00	1/0/0/0
37	Rodney Harrison	S	6-1	220	31	11	Western Illinois	FA (SD)-03	1/1/0/0
38	Tyrone Poole	CB	5-8	188	31	9	Fort Valley State	UFA (DEN)-03	1/1/0/0
42	Dexter Reid	S	5-11	203	23	R	North Carolina	D4a-04	1/0/0/0
48	Tully Banta-Cain	LB	6-2	250	24	2	California	D7b-03	1/0/0/0
50	Mike Vrabel	LB	6-4	261	29	8	Ohio State	UFA (PIT)-01	1/1/0/0
51	Don Davis	LB	6-1	235	31	9	Kansas	UFA (STL)-03	1/0/0/0
52	Ted Johnson	LB	6-4	253	31	10	Colorado	D2-95	1/0/0/0
53	Larry Izzo	LB	5-10	228	29	9	Rice	UFA (MIA)-01	1/0/0/0
54	Tedy Bruschi	LB	6-1	247	31	9	Arizona	D3-96	1/1/0/0
55	Willie McGinest	LB	6-5	270	32	11	Southern California	D1-94	1/1/0/0
59	Rosevelt Colvin	LB	6-3	250	27	6	Purdue	UFA (CHI)-03	1/0/0/0
61	Stephen Neal	G	6-4	305	27	3	Cal State-Bakersfield	FA-01	1/0/0/0
63	Joe Andruzzi	G	6-3	312	29	8	Southern Connecticut St.	FA (GB)-00	1/1/0/0
64	Gene Muczkowski	G/C	6-2	305	23	2	Purdue	FA-03	0/0/0/1
66	Lonie Paxton	LS	6-2	260	26	5	Sacramento State	FA-00	1/0/0/0
67	Dan Koppen	C	6-2	296	25	2	Boston College	D5-03	1/1/0/0
68	Tom Ashworth	T	6-6	305	26	3	Colorado	FA-01	1/1/0/0
70	Adrian Klemm	T	6-3	312	27	5	Hawaii	D2-00	1/0/0/0
71	Russ Hochstein	G	6-4	305	26	4	Nebraska	FA-03	1/1/0/0
72	Matt Light	T	6-4	305	26	4	Purdue	D2-01	1/1/0/0
75	Vince Wilfork	DL	6-2	325	23	R	Miami (Fla.)	D1a-04	1/1/0/0
76	Brandon Gorin	T	6-6	308	26	3	Purdue	FA-03	0/0/0/1
80	Troy Brown	WR	5-10	196	33	12	Marshall	D8-93	0/0/0/1
81	Bethel Johnson	WR	5-11	200	24	2	Texas A&M	D2b-03	1/0/0/0
82	Daniel Graham	TE	6-3	257	25	3	Colorado	D1-02	1/1/0/0
83	Deion Branch	WR	5-9	193	25	3	Louisville	D2-02	1/1/0/0
84	Benjamin Watson	TE	6-3	253	23	R	Georgia	D1b-04	1/1/0/0
86	David Patten	WR	5-10	190	30	8	Western Carolina	UFA (CLE)-01	1/1/0/0
87	David Givens	WR	6-0	215	24	3	Notre Dame	D7b-02	1/1/0/0
88	Christian Fauria	TE	6-4	250	32	10	Colorado	UFA (SEA)-02	1/0/0/0
90	Dan Klecko	DL/LB	5-11	275	23	2	Temple	D4a-03	1/0/0/0
91	Marquise Hill	DE	6-6	300	22	R	Louisiana State	D2-04	0/0/1/0
93	Richard Seymour	DL	6-6	310	24	4	Georgia	D1-01	1/1/0/0
94	Ty Warren	DL	6-5	300	22	2	Texas A&M	D1-03	1/1/0/0
95	Roman Phifer	LB	6-2	248	36	14	UCLA	FA (NYJ)-01	1/1/0/0
97	Jarvis Green	DL	6-3	290	25	3	Louisiana State	D4b-02	1/0/0/0
98	Keith Traylor	DT	6-2	340	35	13	Central State (Okla.)	FA (CHI)-04	1/0/0/0
99	Ethan Kelley	DT	6-2	310	24	1	Baylor	D7c-03	0/0/0/1

## PRACTICE SQUAD

10	Michael Jennings	WR	5-11	175	24	1	Florida State	FA-04	-/-/-/-
25	Christian Morton	CB	6-0	188	23	R	Illinois	D7-04	-/-/-/-
32	Kory Chapman	RB	6-1	202	24	R	Jacksonville State	FA-04	-/-/-/-
47	Justin Kurpeikis	LB	6-3	254	27	1	Penn State	FA (PIT)-04	-/-/-/-
49	Eric Alexander	LB	6-2	240	22	R	Louisiana State	FA-04	-/-/-/-
69	Buck Rasmussen	DL	6-4	285	25	1	Nebraska-Omaha	FA-04	-/-/-/-
74	Billy Yates	G	6-2	305	24	1	Texas A&M	FA-04	-/-/-/-

## HEAD COACH: BILL BELICHICK

**ASSISTANTS:** Romeo Crennel, Defensive Coordinator; Brian Daboll, Wide Receivers; Jeff Davidson, Assistant Offensive Line/Tight Ends; Ivan Fears, Running Backs; Pepper Johnson, Defensive Line; Eric Mangini, Defensive Backs; Josh McDaniels, Quarterbacks; Matt Patricia, Coaching Assistant; Markus Paul, Assistant Strength and Conditioning; Dean Pees, Linebackers; Dante Scarnecchia, Assistant Head Coach/Offensive Line; Brad Seely, Special Teams; Cory Undlin, Coaching Assistant; Charlie Weis, Offensive Coordinator; Mike Woicik, Strength and Conditioning.



# INSIDE THE NUMBERS

## IT'S IN THE CARDS

**1,784**

The number of days since the Patriots and Cardinals last met in the regular season, on Oct. 31, 1999 (Number of days as of Sept. 19, 2004).

**42-31**

The Patriots' regular-season record since they last played the Cardinals.

**24-50**

The Cardinals' won-lost record since their last meeting with the Patriots.

**3**

The number of consecutive Patriots victories over the Cardinals, dating back to 1993.

**371**

The number of combined points scored by the Patriots and Cardinals in their 10 meetings.

**31**

The Patriots' largest margin of victory over the Cardinals.

**31**

The Cardinals' largest margin of victory over the Patriots.

**3**

The number of games in the series decided by a touchdown or less.

**58-3**

The number of points by which the Patriots have outscored the Cardinals in the last two meetings.

## FLYING HIGH

**16**

The number of consecutive regular-season and postseason games the Patriots have won.

**18**

The number of consecutive wins in the longest winning streak in pro football history, a feat that includes regular-season and postseason games and is shared by six teams: Chicago (1933-34 and 1941-42), Cleveland (1947-48), Miami (1972-73), San Francisco (1989-90) and Denver (1997-98).

## BROKEN STREAKS

**288**

The number of consecutive passes Tom Brady had thrown without an interception at Gillette Stadium until Indianapolis' Nick Harper picked him off in the fourth quarter of the season-opener.

**327:53**

The number of consecutive minutes and seconds of regular-season clock time during which the Patriots had not trailed their opponent until the Colts took a 10-3 lead in last week's game.

## THE KRAFT ERA

**107**

The number of consecutive Patriots preseason, regular-season and postseason home games that have been sold out since Robert Kraft bought the team in 1994.

**221**

The number of consecutive Patriots games that have been televised locally.

**75-34**

The Patriots record at home since 1994, including preseason, regular-season and postseason games.

**21-4**

The Patriots' record at Gillette Stadium, including preseason, regular-season and postseason games (.833 win pct).

**10**

The number of consecutive regular-season and postseason games the Patriots have won at Gillette Stadium.

## SEVEN-PLUS SOLID SEASONS

**109-65**

The Patriots' record in preseason, regular-season and postseason games since 1996 (.626 win pct.).

**78-51**

The Patriots' regular-season record since 1996 (.605 win pct).

**9-3**

The Patriots' postseason record since 1996 (.750 win pct).

**22-12**

The Patriots' preseason record since 1996 (.647 win pct).

## THE BELICHICK ERA

**46-25**

Bill Belichick's overall record as head coach of the Patriots, including the regular season and the playoffs.

**.648**

Belichick's overall winning percentage as Patriots head coach, establishing the highest winning percentage of any coach in franchise history, including postseason games.

**41-14**

Belichick's record in regular-season and postseason games since the beginning of the 2001 season, tops among all NFL coaches over that span.

## TOMMY GUN

**35-12**

Tom Brady's record as a starting quarterback in the NFL in the regular season.

**.745**

Brady's winning percentage as a starter.

**3**

The number of quarterbacks in the Super Bowl Era (since 1966) who own a career regular-season winning percentage above .700 (Brady, Roger Staubach, Joe Montana).

**111.2**

Brady's passer rating last week against the Indianapolis Colts.

**16-0**

The Patriots' record when Brady compiles a passer rating of 100.0 or higher.

**335**

The number of yards Brady threw for last week against the Colts, marking the seventh time Brady has exceeded the 300-yard plateau in the regular-season.

**6-1**

The Patriots' record when Brady throws for 300 yards or more

## NOT HALF BAD

**24**

The number of consecutive regular-season and postseason games the Patriots have won when leading at halftime.

**29-1**

Their record in their last 30 games when leading at halftime.

**28**

The number of consecutive regular-season games the Patriots have won when leading after three quarters, leading the NFL.

## TURNING OVER WINS

**27-2**

The Patriots' record since the beginning of the 2001 season when they maintain a positive turnover differential.

**+17**

The Patriots' turnover differential in the 2003 regular season, ranking them second in the NFL.

**41**

The number of takeaways the Patriots recorded in the 2003 regular season, their most since 1987 (42).