



Gillette Stadium ★ One Patriot Place ★ Foxborough, MA 02035 ★ 508.384.9105 ★ Fax: 508.543.9053 ★ www.patriots.com ★ http://media.patriots.com

## PATRIOTS HEAD TO CLEVELAND FOR BATTLE WITH BROWNS

## MEDIA SCHEDULE

## TUESDAY, NOVEMBER 30

No Media Availability

## WEDNESDAY, DECEMBER 1

10:45 – 11:10 Coach Belichick Press Availability  
in Media Workroom

11:10 – 11:55 Open Locker Room

11:00 a.m. Browns Coach Conference Call

11:20 a.m. Kelly Holcomb Conference Call

12:45 – 1:05 Access to Practice (Photographers  
and videographers only)

## THURSDAY, DECEMBER 2

10:45 – 11:10 Coach Belichick Press Availability  
in Media Workroom

11:10 – 11:55 Open Locker Room

12:45 – 1:05 Access to Practice (Photographers  
and videographers only)

## FRIDAY, DECEMBER 3

10:30 – 11:00 Coach Belichick Press Availability  
in Media Workroom

11:30 – 11:50 Open Locker Room

12:00 – 12:15 Access to Practice (Photographers  
and videographers only)

## SATURDAY, DECEMBER 4

Travel to Cleveland – No Media Availability

## SUNDAY, DECEMBER 5

1:00 p.m. Patriots at Cleveland Browns

## 2004 PATRIOTS SCHEDULE

Thurs., Sept. 9	Indianapolis	W	27-24
Sun., Sept. 19	at Arizona	W	23-12
Sun., Sept. 26	BYE WEEK		
Sun., Oct. 3	at Buffalo	W	31-17
Sun., Oct. 10	Miami	W	24-10
Sun., Oct. 17	Seattle	W	30-20
Sun., Oct. 24	N.Y. Jets	W	13-7
Sun., Oct. 31	at Pittsburgh	L	20-34
Sun., Nov. 7	at St. Louis	W	40-22
Sun., Nov. 14	Buffalo	W	29-6
Mon., Nov. 22	at Kansas City	W	27-19
Sun., Nov. 28	Baltimore	W	24-3
Sun., Dec. 5	at Cleveland	1:00	CBS
Sun., Dec. 12	Cincinnati	1:00	CBS
Mon., Dec. 20	at Miami	9:00	ABC
Sun., Dec. 26	at N.Y. Jets	4:05	CBS
Sun., Jan. 2	San Francisco	1:00	FOX

## AFC EAST STANDINGS

Teams	W	L	T	Pct.	PF	PA
NEW ENGLAND.....	9	1	0	.909	288	174
New York Jets.....	8	3	0	.727	225	168
Buffalo Bills .....	5	6	0	.455	218	192
Miami Dolphins .....	2	9	0	.182	164	227

## NEW ENGLAND PATRIOTS (10-1) at CLEVELAND BROWNS (3-8)

Sun., December 5, 2004 ★ Cleveland Browns Stadium (73,200) ★ 1:00 p.m. EST

The New England Patriots travel to Cleveland this weekend to begin the final stretch of the season with a clash against the Browns. The Patriots enter the game riding a four-game winning streak, continuing a stretch of 25 victories in their last 26 games. New England head coach Bill Belichick will face his former team for the fourth time since arriving in Foxborough, as the non-divisional rivals will square off for the fifth time in the last six seasons.

The Patriots and Browns will stage a rematch of last season's defensive tussle at Gillette Stadium in which neither team managed to find the end zone. With Cleveland's offense coming off of a 48-point outburst last week at Cincinnati, the Patriots defense will face a tough challenge in trying to replicate last year's stellar effort against the Browns. New England's offense will be reminded of the tough defense that the Browns showed a season ago, allowing just three Adam Vinatieri field goals at Gillette Stadium.

## BROADCAST INFORMATION

**TELEVISION:** This week's game will be televised by CBS to a regional audience. The game can be seen in Boston on WBZ-TV Channel 4. **Kevin Harlan** will handle the play-by-play duties, while **Randy Cross** will provide analysis.

**RADIO:** WBCN 104.1 FM is the flagship station for the Patriots Rock Radio Network. Play-by-play broadcaster **Gil Santos** is in his 28th season as the voice of the Patriots and will call the action along with Patriots Hall of Famer **Gino Cappelletti**. Santos and Cappelletti are celebrating their 21st season as a broadcast tandem.

## NOT HALF BAD

One of the keys to New England's recent success has been the ability to close out victories by protecting second-half leads. The Patriots have won 29 consecutive games in which they have led at halftime and 36 straight games in which they have led after three quarters, recording the longest such current streaks in the NFL and coming close to setting post-merger NFL records. New England has not lost a game in which it led at halftime since Oct. 28, 2001, and has not lost when it led after three quarters since Dec. 24, 2000. During their streaks, the Patriots have come back to win six times when facing a halftime deficit and four times when trailing entering the fourth quarter.

## NFL RECORDS FOR CONSECUTIVE WINS WHEN...

## LEADING AT HALF

## POST-MERGER (SINCE 1970)

30 .....	Denver .....	1996-98
29 .....	New England .....	2001-pres.
29 .....	Pittsburgh .....	1992-96
28 .....	Miami .....	1971-74
24 .....	San Francisco .....	1988-91
24 .....	Cleveland .....	1986-89
24 .....	Miami .....	1981-84

## LEADING ENTERING 4TH QUARTER

## POST-MERGER (SINCE 1970)

36 .....	New England .....	2001-pres.
36 .....	San Diego .....	1992-96
36 .....	Pittsburgh .....	1972-75
33 .....	Denver .....	1996-98
32 .....	Tennessee .....	1998-01
32 .....	Miami .....	1976-79
32 .....	Miami .....	1971-74

## SAVING THE BEST FOR LAST

The Patriots have five games left in the 2004 season, and since Bill Belichick took over as head coach in 2000, the Patriots have saved their best football for the end of the season. Since 2000, New England is a combined 15-5 (.750) in its last five games of the campaign. Last year, the Patriots were 5-0 in their last five games, following a 2002 season where they closed out with a 3-2 record and a 2001 campaign in which New England swept its final five contests.

## MEDIA RELATIONS CONTACTS



<b>Stacey James</b> .....	Exec. Director of Media Relations.....	<a href="mailto:staceyj@patriots.com">staceyj@patriots.com</a> .....	508-384-9105
<b>Michelle Murphy</b> ..	Media Relations Assistant.....	<a href="mailto:michelle@patriots.com">michelle@patriots.com</a> .....	508-384-9119
<b>Casey O'Connell</b> ...	Media Relations Assistant.....	<a href="mailto:caseyo@patriots.com">caseyo@patriots.com</a> .....	508-384-9111
<b>Jared Puffer</b> .....	Media Relations Assistant.....	<a href="mailto:jaredp@patriots.com">jaredp@patriots.com</a> .....	508-384-9195



# THIS WEEK: PATRIOTS VS. BROWNS

## SERIES HISTORY

The Patriots and Browns will meet for the 19th time in the regular season when the two clubs square off on Sunday. Including a 1994 playoff meeting, the Browns have won 12 of the 19 games between the teams. The Patriots have won four of their last five games against the Browns and are 5-2 against Cleveland since 1993. The series dates back to 1971, when New England suffered a 27-7 loss at Cleveland Municipal Stadium. The Patriots and Browns have played frequently recently, with this week's game marking the fifth time in six seasons the non-divisional foes have faced each other. Excluding the seasons when Cleveland did not have a team (1996-98), the Patriots and Browns have faced off in nine of the past 10 seasons, with 2002 marking the only time the teams did not play over that span. The Patriots are 3-3 in Cleveland in the last 20 years, and are 1-1 all-time at Cleveland Browns Stadium.



## BROWNS 11, PATRIOTS 7

Date	Result	Score	H/A	Stadium
11/21/71	L	7-27	A	Cleveland Municipal
11/10/74	L	14-21	H	Schaefer Stadium
09/26/77	L OT	27-30	A	Cleveland Municipal
09/07/80	W	34-17	H	Schaefer Stadium
11/21/82	L	7-10	A	Cleveland Municipal
11/20/83	L	0-30	H	Sullivan Stadium
10/07/84	W	17-16	A	Cleveland Municipal
10/06/85	L	20-24	A	Cleveland Municipal
10/04/87	L	10-20	H	Sullivan Stadium
09/08/91	L	0-20	H	Foxboro Stadium
10/25/92	L	17-19	H	Foxboro Stadium
12/19/93	W	20-17	A	Cleveland Municipal
11/06/94	L	6-13	A	Cleveland Municipal
09/03/95	W	17-14	H	Foxboro Stadium
10/03/99	W	19-7	A	Cleveland Browns
11/12/00	L	11-19	A	Cleveland Browns
12/09/01	W	27-16	H	Foxboro Stadium
10/26/03	W	9-3	H	Gillette Stadium

## THE LAST TIME

### Patriots 9, Browns 3 – October 26, 2003

New England improved to 6-2 on the 2003 season with a 9-3 victory over the Browns in a defensive tussle at Gillette Stadium in which neither team scored a touchdown.

The Patriots defense was solid from the start, forcing Cleveland to a three-and-out in its first possession. That gave way to a Patriots drive which set up Adam Vinatieri for his first field goal of the day and gave New England an early 3-0 lead. Seven total punts and a missed Vinatieri field goal attempt later, the Browns finally launched a drive of their own and got on the board with a 29-yard field goal to even the score at 3-3 just before halftime.

The second half began with more punting until Vinatieri notched another field goal for New England, putting the home team ahead 6-3 late in the third quarter. More punts followed, one caused by Mike Vrabel's third sack of the day on Cleveland's Kelly Holcomb. Late in the fourth quarter, New England took advantage of good field position and made a short drive down the field to set up Vinatieri for his third score of the game, a 38-yard field goal, to give New England a 9-3 edge. On the ensuing Cleveland possession, a Dan Klecko sack and Ty Law interception added to an already impressive defensive performance from the Patriots and cemented the 9-3 New England victory.

## TALE OF THE TAPE

2004 Regular Season	New England	Cleveland
Record	10-1	3-8
Divisional Standings	1st	4th
Total Yards Gained	3,860	3,288
Total Offense (Rank)	350.9 (9)	298.9 (25)
Rush Offense	123.7 (12)	107.0 (20)
Pass Offense	227.2 (11)	191.9 (21)
Points Per Game	26.2	20.5
Total Yards Allowed	3,379	3,707
Total Defense	307.2 (9)	337.0 (21)
Rush Defense	103.9 (8)	131.6 (26)
Pass Defense	203.3 (13)	205.4 (14)
Points Allowed/Game	15.8	24.2
Possession Avg.	30:32	28:33
Sacks Allowed/Yards Lost	19/119	27/124
Sacks Made/Yards	34/231	20/130
Interceptions By	14	13
Penalties Against/Yards	81/634	83/604
Punts/Avg.	38/42.5	61/41.0
Takeaway/Giveaway Ratio	+6	-6

## BILL BELICHICK IN CLEVELAND

Patriots Head Coach Bill Belichick was the head coach of the Cleveland Browns for five seasons from 1991-95. Belichick took over with the Browns coming off of what was their worst season in franchise history, a 3-13 campaign in 1990. By 1994, Belichick had coached the Browns to an 11-5 record and a playoff berth. While with the Browns, Belichick hired a significant number of coaches and scouts who have gone on to have significant success in the NFL or college football. Belichick's hires have produced four college head coaches, three NFL defensive coordinators and three NFL personnel directors, among many others who have attained success in the football world. A complete listing of Belichick's Cleveland hires, their positions in Cleveland and their current positions can be found on page 23 of the 2004 Patriots media guide.

## BILL BELICHICK'S CLEVELAND HIRES

(Current NFL coordinators, personnel directors and college head coaches hired to positions with the Browns by Bill Belichick)

Name	Current Position	Team
Jim Bates	Defensive Coordinator	Miami Dolphins
Jim Schwartz	Defensive Coordinator	Tennessee Titans
Rick Venturi	Defensive Coordinator	New Orleans Saints
Ozzie Newsome	General Manager/Exec. VP	Baltimore Ravens
Scott Pioli	V.P. of Player Personnel	New England Patriots
Mike Tannenbaum	Asst. GM/Dir. of Pro Personnel	New York Jets
Kirk Ferentz	Head Coach	University of Iowa
Al Groh	Head Coach	University of Virginia
Pat Hill	Head Coach	Fresno State
Nick Saban	Head Coach	Louisiana State

## SERIES SUPERLATIVES

The Patriots and Browns have played 18 times during the regular season and once in postseason play dating back to 1971. Below is a listing of the top individual game performances.

Rushing Yards	Att.	Yds	Avg.	TD	Date
NEP: Curtis Martin	19	102	5.3	1	09/03/95
CLE: Greg Pruitt	26	151	5.8	0	09/26/77

Passing Yards	Att	C	Yds	Td	I	Date
NEP: Drew Bledsoe	43	29	393	1	0	10/03/99
CLE: Paul McDonald	37	23	320	1	0	10/07/84

Receiving Yards	No	Yds	Avg.	Td	Date
NEP: Terry Glenn	13	214	16.5	1	10/03/99
CLE: Michael Jackson	7	151	21.6	2	09/03/95



# THIS WEEK: PATRIOTS VS. BROWNS

## CONNECTIONS

- Patriots Head Coach **Bill Belichick** was the Browns head coach from 1991-1995. He was named the franchise's 10th head coach on Feb. 5, 1991, making him the NFL's youngest head coach at the age of 38.
- Patriots defensive coordinator **Romeo Crennel** served as the Browns defensive coordinator in 2000.
- Patriots tight ends/assistant offensive line coach **Jeff Davidson** was born on Oct. 3, 1967, in Akron, Ohio.
- Patriots inside linebackers coach **Pepper Johnson** played for the Browns from 1993-95 under Head Coach **Bill Belichick**. He was also a two-time captain, defensive MVP and All-American at Ohio State.
- Patriots defensive backs coach **Eric Mangini** was a coaching assistant for the Browns in 1995.
- Patriots vice president of player personnel **Scott Pioli** began his NFL career when **Belichick** hired him as a pro personnel assistant for the Browns in 1992.
- Patriots director of college scouting **Thomas Dimitroff Jr.**, was born in Barberton, Ohio and began his career with four seasons of experience working in the Browns scouting department (1998-01). His father, Tom, was a long-time personnel scout for the Cleveland Browns.
- Patriots assistant director of college scouting **Lionel Vital** was first hired by **Belichick** as a scout for Browns in 1991, remaining with the team through the franchise's move to Baltimore in 1996.
- Patriots assistant director of pro personnel **Keith Kidd** came to New England in 2002 after serving three seasons as the Browns' director of pro personnel.
- Patriots tackle **Matt Light** was born on June 23, 1978, in Greenville, Ohio. He was a three-year, two-way starter who played guard as a sophomore, tackle as a junior and tight end as a senior at Greenville High School.
- Patriots wide receiver **David Patten** spent the 2000 season with the Browns, where he started 10 games and caught 38 passes for 546 yards.
- Patriots linebacker **Mike Vrabel** was born on Aug. 14, 1975 in Akron, Ohio, and received *USA Today* All-American second-team honors at Walsh Jesuit High in Stowe, Ohio. While in high school, Vrabel earned Ohio Player of the Year honors from Columbus Touchdown Club.
- Browns defensive line coach **Andre Patterson** began his NFL coaching career with the Patriots in 1997 as a defensive coaching assistant.
- Browns special teams coordinator **Jerry Rosburg** was the cornerbacks/special teams coach at the University of Notre Dame for two seasons (1999-2000). In 2000, Patriots wide receiver **David Givens** blocked three kicks on the Fighting Irish's punt coverage unit as a sophomore. Browns offensive lineman **Jeff Faine** was also on the same Irish offensive unit as Givens during that time.
- Browns quarterbacks coach **Steve Hagan** served as the offensive coordinator at the University of California in 1999 and 2000 when Patriots linebacker **Tully Banta-Cain** played defensive end for the Bears.
- Browns kicker **Phil Dawson** spent the 1998 season on the Patriots practice squad.
- Patriots center **Dan Koppen** opened up holes for Browns running back **William Green** at Boston College. Browns defensive lineman **Antonio Garay** and offensive lineman **Paul Zukauskas** also played collegiately at Boston College.
- Patriots kicker **Adam Vinatieri** and Browns tight end **Steve Heiden** both played their collegiate football at South Dakota State.
- Patriots defensive lineman **Ty Warren** and Browns defensive back **Michael Jameson** were on the same defensive unit at Texas A&M University where they were both named All-Big Twelve Conference selections.

## PASSING PERFORMANCES

Tom Brady is squaring off against the Browns for the third time in his career. Cleveland's Kelly Holcomb is slated to start against the Patriots for the first time after coming in to relieve Tim Couch in last year's battle between the teams. The quarterbacks' game-by-game statistics in Patriots-Browns games are listed below.

### Tom Brady vs. Cleveland (2-0)

Date	A	C	Yd	%	TD	I	Rating	W/L	Score
12/09/01	28	19	218	.679	0	2	61.3	W	27-16
10/26/03	33	20	259	.606	0	0	85.3	W	9-3
<b>Totals</b>	<b>61</b>	<b>39</b>	<b>577</b>	<b>.639</b>	<b>0</b>	<b>2</b>	<b>81.1</b>	<b>2-0</b>	

### Kelly Holcomb vs. New England (0-0)

Date	A	C	Yd	%	TD	I	Rating	W/L	Score
10/26/03	25	15	115	.600	0	1	54.6	Did Not Start	
<b>Totals</b>	<b>25</b>	<b>15</b>	<b>115</b>	<b>.600</b>	<b>0</b>	<b>1</b>	<b>54.6</b>	<b>0-0</b>	

## FANTASTIC FINISHES

One of the oldest mantras in sports is that it doesn't matter where you start a season, but it does matter where you finish it. The Patriots have done a remarkable job of finishing strong over the past two-plus seasons, as they have compiled a 32-4 (.889) record after November 1 since the 2001 season.

### PATRIOTS BEFORE AND AFTER NOV. 1, SINCE 2001

Season	Pre-11/1	Post-11/1	Totals
2001	3-4	11-1	14-5*
2002	3-4	6-3	9-7
2003	6-2	11-0	17-2*
2004	6-1	4-0	10-1
<b>Totals</b>	<b>18-11</b>	<b>32-4</b>	<b>50-15</b>

\*-Includes Playoffs

### NFL'S BEST RECORDS AFTER NOV. 1, SINCE 2001

Team	W	L	T	Pct.
<b>New England</b>	<b>32</b>	<b>4</b>	<b>0</b>	<b>.889</b>
Philadelphia	30	9	0	.769
Green Bay	26	10	0	.722
Pittsburgh	24	11	1	.681
St. Louis	23	12	0	.657
Tennessee	22	12	0	.647

## ELEVEN-GAME MARK

The Patriots have recorded a 10-1 mark in 2004, notching the best mark in franchise history through 11 games. New England started the season with a 9-2 mark last season, setting a then-franchise best. The top starts in franchise history are listed below.

### BEST PATRIOTS RECORDS THROUGH 11 GAMES

<b>10-1</b>	<b>9-2</b>	<b>8-2-1</b>
2004	2003	1964

## PATRIOTS MEDIA WEB SITE

The New England Patriots' media-only Web site, located at <http://media.patriots.com>, will be updated for registered users throughout the season with all of the latest media information, schedules, rosters and press releases.

## THIS WEEK IN PATRIOTS HISTORY

**December 5, 1976** - New England's 27-6 home win over the New Orleans Saints clinches the team its first playoff berth in the NFL and its first playoff appearance since the 1963 AFL Championship game.

**November 29, 1981** - Sam Cunningham becomes the Patriots all-time career leading rusher, surpassing former leader Jim Nance's 5,323 yards.

**November 29, 1987** - Cornerback Raymond Clayborn ends his consecutive games played streak at 161. Clayborn broke Gino Cappelletti's record of 152 consecutive games played and Ray Hamilton's record 110 consecutive starts.



# LAST GAME: PATRIOTS 24, RAVENS 3

## PATRIOTS 24, RAVENS 3

November 28, 2004 ★ Gillette Stadium (Att: 68,756)

	1	2	3	4	Final
<b>Baltimore Ravens</b>	0	3	0	0	— 3
<b>New England Patriots</b>	0	3	6	15	— 24

Despite a driving rainstorm that created tough field conditions, the Patriots continued their winning ways with a convincing 24-3 victory over the Baltimore Ravens on Nov. 28 at Gillette Stadium. With the win, New England improved to 10-1 on the season, achieving the best start in Patriots history through 11 games.

The Patriots defense stepped up once again, holding the Ravens to just three points and 124 total offensive yards, the lowest number of points and yards they have allowed an opponent so far this season. The defense came up with four sacks on the night for 46 yards in losses and limited the Ravens to just 47 net passing yards.

On the offensive side of the ball for New England, Corey Dillon notched his sixth 100-yard game this season with 123 yards on 30 carries. David Givens led the Patriots receivers with six catches for 42 yards while Tom Brady threw for 172 yards despite playing in a constant rainfall.

The first half proved to be a defensive battle, as both defenses were able to keep points off the board. The first quarter ended in a scoreless stalemate before Adam Vinatieri made good on a 28-yard field goal 29 seconds into the second quarter to put the Patriots up 3-0. Vinatieri's score marked the 16th consecutive regular-season game in which the Patriots scored first, setting an NFL record. The teams then traded punts for eight possessions before Baltimore's Matt Stover connected on a 22-yard field goal with five seconds remaining in the quarter to knot the score at 3-3.

The second half began in much the same way as the first, with neither team able to find the end zone in the third quarter. However, Vinatieri connected on two field goals, a 40-yard attempt and a season-long 48-yarder to give the Patriots a 9-3 lead.

At the start of the fourth quarter, Patriots defenders Mike Vrabel and Richard Seymour entered the game on offense and created a lane for Dillon to rush for the first touchdown of the game, a 1-yard run. The Patriots' 2-point conversion attempt on a run by Dillon was successful, putting New England ahead 17-3. On the ensuing possession, the Patriots defense came up with a succession of big plays when Ted Johnson sacked Boller for a 10-yard loss on first down, putting the Ravens in a second-and-20 situation deep in their own territory. On the very next play Boller was sacked again, this time by Tedy Bruschi who also forced Boller to fumble. Patriots defensive lineman Jarvis Green pounced on the loose ball, recovering it in the end zone for a New England touchdown that gave the Patriots a 24-3 lead just 45 seconds into the fourth quarter. New England had scored 14 points in just 41 seconds, securing a commanding lead. The Patriots defense thwarted three more Baltimore possessions in the final quarter to secure their 10th win of the season and maintain a two-game lead for first place in the AFC East.

## HOMELAND DEFENSE

After allowing the Ravens to score just three points, the Patriots have allowed an average of just 5.3 points per game in their last three home games dating back to Oct. 24. For the season, the Patriots are allowing just 11.7 points per game through six contests at Gillette Stadium. In 2003, the Patriots allowed an average of just 8.5 points per game at home. **In their last 14 home games dating back to the beginning of the 2003 season, the Patriots have allowed an average of just 9.9 points per game at home.** New England has won 17 consecutive games at Gillette Stadium dating back to 2002.

## 100 YARD DAY FOR DILLON

Corey Dillon ran 30 times for 123 yards, marking the sixth time this season he exceeded the 100-yard plateau. The six games with more than 100 yards sets a career high for Dillon, who had previously recorded five 100-yard games in 1999, 2000 and 2002. Dillon has exceeded 100 yards in each of his last four games at Gillette Stadium and has broken the mark in five of the last six games in which he has appeared. The Patriots record for 100-yard rushing games in a single season is nine, achieved by Curtis Martin in 1995.

## BREAKING THE BARRIER

On his 5-yard run in the first quarter, Corey Dillon passed the 1,000-yard mark in just his 10th game of the season, achieving the milestone in the fewest games of any rusher in Patriots history. The previous team record was set by Curtis Martin in 1997 and Jim Nance in 1966, both of whom passed the 1,000-yard mark in their 11th game. Dillon was inactive with a thigh injury at Pittsburgh on Oct. 31 and has averaged 112.1 yards per game in his first 10 games.

## FASTEST TO 1,000 YARDS IN PATRIOTS HISTORY

Player	Year	Game passed 1,000 yards	Season Total
Corey Dillon	2004	10	??
Curtis Martin	1997	11	1,160
Jim Nance	1966	11	1,458
Curtis Martin	1995	12	1,487
Jim Nance	1967	12	1,216

## BIG PLAY BRUSCHI

Tedy Bruschi has forced two fumbles this season, and both have been recovered for touchdowns by the Patriots. Against the Ravens, Bruschi sacked Kyle Boller for an 18-yard loss and forced him to fumble in the fourth quarter. The ball rolled into the end zone, where Jarvis Green pounced on it for a touchdown and a 24-3 Patriots lead. The sack gave Bruschi 2.5 sacks on the season, and the forced fumble was his second of the year. Bruschi's other forced fumble came against Buffalo on Oct. 3, when he stripped the ball from Drew Bledsoe on a rushing play and Richard Seymour recovered the ball and returned it 68 yards for a score. Bruschi has a solid history of creating turnovers that become touchdowns. From 2002-03, he became the first player in NFL history to return four consecutive interceptions for touchdowns.

## OUT IN FRONT

The Patriots set an NFL record by scoring first in their 16th consecutive regular-season game. New England bested the mark previously set by the 1978 Miami Dolphins, who scored first in 15 straight games. The last time New England did not get on the board first was on Nov. 23, 2003 at Houston, when the Texans jumped out to a 3-0 lead at Reliant Stadium in a game the Patriots eventually won 23-20 in overtime. New England also scored first in each of its three playoff games last season, raising their overall mark to 19 consecutive games scoring first, including playoffs.

## TOP GUN

With Tom Brady's 22-yard completion to Daniel Graham in the first quarter, he passed Vito "Babe" Parilli and moved into third place on the Patriots all-time completions list. That pass gave Brady 1,141 completions in his 5-year career, besting Parilli's total of 1,140. Brady now trails only Drew Bledsoe (2,544) and Steve Grogan (1,879) in the Patriots record books.

## NO GIFTS

Despite a heavy rain that fell throughout the game, the Patriots did not turn the ball over against Baltimore, breaking a string of 19 consecutive games in which New England had suffered a turnover. Before the Ravens game, the last time the Patriots had not turned the ball over was on Oct. 12, 2003 against the New York Giants at Gillette Stadium.



# LAST GAME: PATRIOTS 24, RAVENS 3

## VINATIERI IS ON POINT

With his 10 points against Baltimore (3 FG, 1 PAT) Adam Vinatieri has totaled 112 points on the season, just 15 points shy of his career-high 127 points set in 1998. Vinatieri is on pace to score 163 points this season, a mark that would surpass his career-high by 36 points and top Gino Cappelletti's franchise-record of 155 points set in 1964. Vinatieri has now scored 1,029 points in his 8-plus seasons with the club and needs 101 points to pass Cappelletti on the team's all-time scoring list.

## HOME SWEET HOME

The Patriots have now recorded a 21-3 (.875) all-time record at Gillette Stadium, including regular-season and postseason games. New England has won 17 consecutive regular-season and postseason contests at home, compiling the longest current home winning streak in the NFL. New England has not lost at home since a 30-17 defeat to the New York Jets on Dec. 22, 2002. The Patriots' .875 winning percentage at Gillette Stadium is the highest of any NFL team at its current home.

## PATRIOTS SACK ATTACK

New England defenders registered four sacks for 46 yards in losses against Baltimore. The Patriots have now recorded 34.0 sacks through 11 games in 2004 and are on pace to register 49.5 sacks on the season, which would be the most since the team registered 48.0 sacks in 1986.

## GREEN MACHINE

Jarvis Green scored his first career touchdown on a fumble recovery in the end zone in the end zone that gave the Patriots a commanding 24-3 lead. Green scooped up the ball after Tedy Bruschi forced Baltimore signal caller Kyle Boller to fumble following an 18-yard sack. Before the Ravens game, the last time the Patriots recovered a fumble in the end zone for a touchdown was on Sept. 12, 1999, when Willie McGinest pounced on a loose ball in the Patriots' 30-28 win over the New York Jets at Giants Stadium.

## COREY SCORES

Corey Dillon scored his seventh rushing touchdown of the season on a 1-yard run in the fourth quarter that made the score 17-3. Dillon's seven rushing scores are the most by a Patriot since Antowain Smith reach the end zone 12 times on the ground in 2001. Dillon's career high is 10 rushing touchdowns, set in both 1997 and 2001.

## GETTING DEFENSIVE

The Patriots held the Ravens to just 124 total net yards and zero touchdowns on the day, New England's most stifling defensive performance of the season. The 124 yards was the fewest allowed by the Patriots defense in 2004, one yard less than the 125 yards Buffalo was able to gain on the Patriots on Nov. 14 at Gillette Stadium. It was the second time this season that the Patriots did not allow an offensive touchdown, with the other zero-touchdown game also coming against the Bills at home. The Patriots have allowed a total of just 249 net yards in their last two home games.

## QUICK HITS

- Roosevelt Colvin dropped Kyle Boller for a 12-yard sack late in the second quarter, giving him 4.0 sacks this season. Colvin's sack total ties him with Richard Seymour for second on the team to Willie McGinest's 6.5 sacks.
- Ted Johnson sacked Kyle Boller for a 10-yard loss in the fourth quarter, recording his first sack of the season and his first sack since Dec. 8, 2002 against Buffalo at Gillette Stadium. Johnson now has 11.5 sacks in his 10-year career.
- Tedy Bruschi nailed Chester Taylor in the backfield for a 5-yard loss on a third-down reception in the third quarter, forcing a Baltimore punt that gave the Patriots possession at their own 48-yard line.

## SCORELESS IN FIRST QUARTER

The Patriots did not score in the first quarter, snapping a string of 16 consecutive quarters in which they had scored. New England also broke a streak of 15 consecutive regular-season games in which they had put points on the board in the opening period. Before the Baltimore game, the last time the Patriots did not score in the first quarter was on Nov. 23, 2003 at Houston. In contrast, the Patriots shut out the Ravens in the first quarter, marking the eighth time in 11 games the Patriots have held their opponents scoreless in the first quarter.

## DEEP THREAT

Tom Brady completed a 37-yard pass to David Patten on the Patriots' first drive of the game, marking the ninth time Brady has completed a pass of more than 35 yards this season. In 2003, Brady completed 11 passes of more than 35 yards. Brady has now found Patten three times for a gain of more than 35 yards.

## FIRST DRIVE FOILED

The Patriots did not score on their first drive, snapping a string of six consecutive games in which they had scored on their first offensive possession of the game. The Patriots have now scored on their first drive in eight of their 11 games.

## BIG BLUE

Randall "Blue" Gay notched his second interception of the season when he stepped in front of a Kyle Boller pass in the first quarter and returned it 13 yards. Gay's other pick came against Miami on Oct. 10, when he returned a first-quarter pick 10 yards. The 2004 rookie free agent ended Boller's string of 123 consecutive pass attempts without an interception. Gay's two interceptions tie him with Tedy Bruschi for second on the team behind Eugene Wilson's team-leading three picks.

## MEAN GENE

Eugene Wilson started the 25th game of his career, but made his first career start at cornerback. The former 2003 second-round draft pick had started 24 of the Patriots' previous 25 games at free safety. He had also seen action at cornerback, his former college position, but had not made any NFL starts at the position until beginning the game there last week.

## ACCURATE ADAM

Adam Vinatieri was perfect on three field goal tries, raising his NFL-best streak of consecutive field goals to 21 in a row. His accuracy rate is now 96.6 percent (28/29) on the season. Vinatieri's streak is the second-longest of his career (26 in a row, 11/24/96 to 11/09/97) and the second longest in Patriots history. The only field goal Vinatieri has missed this season came on a 47-yarder against Miami on Oct. 10. Vinatieri's successful boots against Baltimore came on attempts of 28 yards, 40 yards and a season-long 48 yards despite a driving rainstorm.

## COACH BELICHICK'S TAKE

**The following is an excerpt from Coach Belichick's Nov. 29 press conference conveying his impressions of the Patriots' 24-3 victory over Baltimore.**

"A lot of players stepped up and made plays for us in all three phases of the game. Not turning the ball over was big. Getting a couple of turnovers on defense was big. I thought Adam [Vinatieri] had a really good day kicking the ball. It was a pretty impressive performance given the conditions. Being able to run the ball a little bit there in the second half and defensively getting those stops on third down and turnovers ended up being big in the game. I'm happy with the way things turned out. We started a little slow. We need to do a better job on that. But, I'm happy with the way things turned out. Now, it's own to Cleveland."



# PATRIOTS NEWS & NOTES

## THE HEAD COACH

### BILL BELICHICK

**Overall Record:** 92-71 (.564)

**Regular Season:** 85-70 (.548)

**Postseason:** 7-1 (.875)

**With Patriots overall:** 55-26 (.679)

**Overall since 2001:** 50-15 (.769)

**Super Bowl Titles:** 4 (86, 90, 01, 03)

**Conf. Titles:** 5 (86, 90, 96, 01, 03)

**Division Titles:** 9 (75, 78, 86, 89, 90, 96, 98, 01, 03)



Bill Belichick is celebrating his 30th season as an NFL coach and is the winningest head coach in Patriots history in terms of overall victories (55) and winning percentage (.679). Belichick has spent more seasons in the league than any other current NFL head coach. He has been a part of four Super Bowl championship teams, including two world titles in his four previous seasons as Patriots head coach. Since 2001, the Patriots have blossomed, rattling off 50 wins in their last 65 games and making Belichick the winningest NFL head coach since the 2001 season. His overall record of 55-26 (including a 6-0 playoff mark) gives him the best winning percentage of any head coach in Patriots history.

### WINNINGEST HEAD COACHES IN PATRIOTS HISTORY

Coach	Years	Career Winning Pct.	Overall W-L-T	Playoff W-L
<b>Bill Belichick</b>	<b>2000-04</b>	<b>.679</b>	<b>55-26-0</b>	<b>6-0</b>
Raymond Berry	1984-89	.554	51-41-0	3-2
Pete Carroll	1997-99	.549	28-23-0	1-2
Chuck Fairbanks	1973-78	.529	46-41-0	0-2
Ron Meyer	1982-84	.529	18-16-0	0-1
Mike Holovak	1961-68	.529	53-47-9	1-1
Bill Parcells	1993-96	.500	34-34-0	2-2

### BELICHICK'S PATRIOTS RENAISSANCE

Any successful project requires a sound plan, and once head coach Bill Belichick had the time to implement his design on the Patriots, his approach has given him the best record of any NFL head coach since 2001. After the team endured a 5-11 rebuilding year in his first season, the fruits of Belichick's labor were put on display to the entire NFL, as his team posted an 11-5 record in 2001 and claimed the first Super Bowl title in franchise history. Since 2001, his plan has been in place in New England, and Belichick and the Patriots have compiled the best record in the NFL, winning two of the last three Super Bowls. The remarkable run includes postseason play, where Belichick and the Patriots own a perfect 6-0 record.

### NFL COACHES' RECORDS SINCE 2001

Coach	Team	W	L	T	Pct.
<b>Bill Belichick</b>	<b>NE</b>	<b>50</b>	<b>15</b>	<b>0</b>	<b>.769</b>
Andy Reid	PHI	49	17	0	.742
Mike Sherman	GB	43	21	0	.672
Bill Cowher	PIT	41	21	1	.659
Tony Dungy	TB/IND	41	23	0	.641
Mike Martz	STL	40	23	0	.635
Jon Gruden	OAK/TB	37	27	0	.578
Jeff Fisher	TEN	36	27	0	.571
Mike Shanahan	DEN	34	26	0	.567

NOTE: Records include postseason games, minimum one full season as a head coach.

### TOP BILLING

Bill Belichick is widely recognized as one of the NFL's premier head coaches, and recent polls have shown how his reputation has solidified. In an SI.com election day poll of more than 90,000 voters, Belichick was selected as the active coach (in any sport) that fans would most want to call their team's shots in a title game (Belichick received 35 percent of the vote, while Duke's Mike Krzyzewski ranked second with 27 percent). In addition, a Sports Illustrated poll of more than 300 NFL players revealed that Belichick was the coach that players would most like to play for, receiving 45 percent of the leaguewide vote.

## THE KRAFT ERA

Since ROBERT KRAFT purchased the team in 1994, the Patriots have experienced a remarkable reversal of fortunes. In the five seasons immediately preceding his purchase (1989-93), the Patriots were a moribund franchise that had won just 19 of 80 games (.311 pct.). In the early 1990s, the franchise appeared destined for relocation until Kraft bought the team and rejuvenated local interest. By the start of the 1994 season, every game was a complete sellout. Ten seasons later, the consecutive sellout streak is now at 112 and counting. **Since Kraft took ownership, the Patriots have won more conference championships than any other team in the NFL, claiming three AFC titles in the past eight seasons.**



	Pre-Kraft 1960-93	1989-93	Kraft Era 1994-04
Overall Record	225-276-9	19-61	112-72
Winning Pct.	.450	.311	.609
Super Bowl Titles	0	0	2
Conference Titles	1	0	3
Division Titles	2	0	4
Playoff Seasons	5	0	6
Playoff Record	4-6	--	9-4
Home Playoff Games	1	0	6
Home Playoff Record	0-1	--	6-0

## SUCCESS STORY

By 1996, Robert Kraft's third season of ownership, the Patriots reached the Super Bowl for the second time in team history and had established themselves as one of the NFL's elite teams. Since 1996, the Patriots have won two Super Bowls, three conference titles and have qualified for the playoffs six times, positioning themselves over time as one of the NFL's top clubs.

### BEST REGULAR-SEASON RECORDS SINCE 1996

Team	W	L	T	Pct.
Green Bay Packers	95	44	0	.683
Denver Broncos	90	49	0	.647
<b>New England Patriots</b>	<b>87</b>	<b>52</b>	<b>0</b>	<b>.626</b>
Tennessee Titans	84	55	0	.604
Pittsburgh Steelers	82	56	1	.594
Minnesota Vikings	81	58	0	.583
Philadelphia Eagles	80	58	1	.579
Miami Dolphins	79	60	0	.568
San Francisco 49ers	77	62	0	.554
Tampa Bay Buccaneers	77	62	0	.554
St. Louis Rams	76	63	0	.547
Kansas City Chiefs	75	64	0	.540
Jacksonville Jaguars	75	64	0	.540
Indianapolis Colts	74	65	0	.532
New York Jets	72	67	0	.518

### CONFERENCE CHAMPIONSHIPS SINCE 1994

<b>New England Patriots</b> .....	<b>3</b>
Denver Broncos.....	2
Green Bay Packers .....	2
St. Louis Rams .....	2
11 Other Teams .....	1

## TOPS IN BOSTON SPORTS SCENE

Since Robert Kraft took ownership of the Patriots in 1994, the Patriots have become the most successful sports franchise in New England, based on winning percentage, division titles (4), conference titles (3) and championships (2). The regular-season records listed below are from the seasons starting in 1994 through Nov. 28, 2004.

Team	Record	Pct.	Div.	Conf.	Champ.
Patriots	103-68	.602	4	3	2
Red Sox	942-773	.549	1	1	1
Bruins	351-293-108-34	.515	2	0	0
Celtics	342-458	.428	0	0	0



# BROKEN RECORD: 21 WINS IN A ROW

## BROKEN RECORD

The Patriots recorded a one-game winning streak 21 consecutive times, setting an all-time record for the 85-year history of pro football. Using their game-by-game, week-by-week approach to remain focused, the Patriots did not lose a game for more than a year. Following a 20-17 loss at Washington on Sept. 28, 2003, the Patriots did not lose for 398 days, until the streak was snapped in a 34-20 loss at Pittsburgh on Oct. 31, 2004.

### PRO FOOTBALL'S LONGEST WINNING STREAKS

Includes postseason games

Wins	Team	Years	League
21.....	New England Patriots.....	2003-04.....	NFL
18.....	Denver Broncos.....	1997-98 .....	NFL
18.....	San Francisco 49ers.....	1989-90 .....	NFL
18.....	Miami Dolphins.....	1972-73 .....	NFL
18.....	Cleveland Browns.....	1947-48 .....	AAFC
18.....	Chicago Bears.....	1941-42 .....	NFL
18.....	Chicago Bears.....	1933-34 .....	NFL
17.....	Oakland Raiders.....	1976-77 .....	NFL

Includes teams from the NFL (1920-Present), All American Football Conference (1946-49) and American Football League (1960-69).

## WINNING STREAK BREAKDOWN

The Patriots' NFL-record 21 consecutive victories came under widely varied circumstances, from location to jersey color to margin of victory. Below is a breakdown of the streak.

### Victories By Venue...

Home .....	13
Road .....	7
Neutral .....	1

### By Start Time...

Day .....	15
Night .....	6

### By Conference...

Against AFC .....	16
Against NFC .....	5

### By Time Zone...

In Eastern Time Zone .....	16
In Central Time Zone.....	3
In Mountain Time Zone.....	2

### By Day of Week...

Thursday .....	1
Saturday .....	3
Sunday .....	16
Monday.....	1

### By Televising Network...

CBS .....	15
ABC .....	2
ESPN .....	2
FOX .....	2

### Most Victories By Opponent...

Against Indianapolis.....	3
Against Miami.....	3
Against Buffalo.....	2
Against Tennessee.....	2
Against N.Y. Jets .....	2

### By Jersey Color...

Blue.....	13
White.....	5
Silver .....	2

### By Opponent's Home State...

New York.....	5
Florida .....	4
Indiana .....	3
Texas .....	2
Tennessee .....	2

### By Final Margin...

3 points or fewer .....	4
6 points or fewer .....	10
10 points or more.....	10
14 points or more.....	4
Shutouts .....	3

### By Television Audience...

Regional .....	13
National .....	8

### By Attendance...

68,436 (Gillette Stadium 2003)....	9
68,756 (Gillette Stadium 2004)....	4
70,000 or more .....	6
60,000 or fewer.....	2

### By Month...

September .....	2
October .....	8
November .....	4
December .....	4
January.....	2
February .....	1

### By Weather...

Snow .....	3
Rain.....	3
Below Freezing (32 degrees).....	5
Above 60 degrees.....	8
Indoors.....	3

## NEW ENGLAND'S 21-GAME STREAK

Below is a listing of the date, opponent and score for each of the Patriots' record-setting 21 consecutive victories.

Date	Opponent	Score	Margin
10/05/03	Tennessee Titans	W 38-30	8
10/12/03	New York Giants	W 17-6	11
10/19/03	at Miami Dolphins	W 19-13 OT	6
10/26/03	Cleveland Browns	W 9-3	6
11/03/03	at Denver Broncos	W 30-26	4
11/16/03	Dallas Cowboys	W 12-0	12
11/23/03	at Houston Texans	W 23-20 OT	3
11/30/03	at Indianapolis Colts	W 38-34	4
12/04/03	Miami Dolphins	W 12-0	12
12/14/03	Jacksonville Jaguars	W 27-13	14
12/20/03	at New York Jets	W 21-16	5
12/27/03	Buffalo Bills	W 31-0	31
01/10/04	Tennessee Titans*	W 17-14	3
01/18/04	Indianapolis Colts^	W 24-14	10
02/01/04	Carolina Panthers\$	W 32-29	3
09/09/04	Indianapolis Colts	W 27-24	3
09/19/04	at Arizona Cardinals	W 23-12	11
10/03/04	at Buffalo Bills	W 31-17	14
10/10/04	Miami Dolphins	W 24-10	14
10/17/04	Seattle Seahawks	W 30-20	10
10/24/04	N.Y. Jets	W 13-7	6

\*-AFC Divisional Playoffs ^-AFC Championship Game \$-Super Bowl XXXVIII at Houston

## THE STREAK: BY THE NUMBERS

### 398

The number of days between losses, from September 28, 2003 to October 31, 2004.

### 310

The number of NFL games that were played during the 21-game streak (including the postseason).

### 18-3

The Philadelphia Eagles' record over the same 21 regular-season and playoff games, ranking second behind the Patriots among NFL teams in that 21-game span.

### 54

The number of touchdowns the Patriots scored during the streak (34 passing, 14 rushing, 6 on returns).

### 34

The number of touchdown passes Tom Brady threw for during the winning streak.

### 408

The number of first downs registered by the Patriots during the winning streak.

### 1,358

The number of offensive plays the Patriots ran during the winning streak.

### 1,366

The number of defensive plays the Patriots ran during the winning streak.

### 1,442,237

The total attendance at the 21 games of the Patriots' winning streak.

### 9.0

The Patriots' average margin of victory during the streak.

## PATRIOTS WINNING STREAK: HIGHS AND LOWS

### Points Scored

High 38	(two times)
Low 9	(vs. CLE, 10/26/03)

### Points Allowed

High 34	(at IND, 11/30/03)
Low 0	(three times)

### Margin of Victory

High 31 points	(vs. BUF, 12/27/03)
Low 3 points	(four times)

### Touchdowns Scored

High 5	(two times)
Low 0	(vs. CLE, 10/26/03)

### Yards of Net Offense

High 481	(vs. CAR, 02/01/04)
Low 204	(vs. MIA, 10/10/04)

### Net Offense Allowed

High 446	(vs. CAR, 02/01/04)
Low 134	(vs. MIA, 12/07/03)

### Rushing Yards

High 172	(at ARZ, 09/19/04)
Low 56	(at IND, 11/30/03)

### Gross Passing Yards

High 368	(at HST, 11/23/03)
Low 76	(vs. MIA, 10/10/04)

### Offensive Plays Run

High 92	(at HST, 11/23/03)
Low 50	(at NYJ, 12/20/03)

### Sacks Made

High 7	(at BUF, 10/03/04)
Low 0	(two times)

### Attendance

High 77,835	(at NYJ, 12/20/03)
Low 51,557	(at ARZ, 09/19/04)

### Temperature

High 89	(at ARZ, 09/19/04)
Low 4	(vs. TEN, 01/10/04)



# TEAM NEWS & NOTES

## 2004 PATRIOTS AWARD WINNERS

<b>LB Tedy Bruschi</b>	AFC Defensive Player of the Week (Wk. 4)
<b>S Rodney Harrison</b>	AFC Defensive Player of the Week (Wk. 2)
<b>DB Eugene Wilson</b>	AFC Defensive Player of the Month (Sept.)
<b>K Adam Vinatieri</b>	AFC Special Teams Player of the Week (Wk. 9)

## RED ZONE PROFICIENCY

The Patriots have allowed their opponents to enter the red zone just three times in their last three games and have allowed two field goals and no touchdowns in those three red zone trips. In contrast, the Patriots offense has entered the opponents' 20-yard line 14 times in the last three games and has come away with 13 scores (5 TD, 8 FG). Over the three-game span, the Patriots have scored 59 points in their 14 red zone possessions while allowing opponents just six points in three red zone trips.

## WORKING OVERTIME

The Patriots have won their last eight overtime games (including the playoffs). New England's eight-game overtime winning streak is the longest in NFL history. The Patriots won two overtime games in 2003, defeating the Dolphins 19-13 in Miami and defeating the Texans 23-20 in Houston. New England has not lost in overtime since Buffalo won 16-13 at Foxboro Stadium on Nov. 5, 2000. Since that time, the Patriots have won eight straight, including five games in which they scored on their first possession of overtime.

## NEW ENGLAND'S OVERTIME STREAK

DATE	OPP	WINNING PLAY	DRIVE INFO	FINAL SCORE
11/23/03	at HST	28-yd FG	9 plays, 76 yds; 3:39	23-20
10/19/03	at MIA	82-yd TD	1-82; 0:12	19-13
12/29/02	vs. MIA+	35-yd FG	7-43; 2:03	27-24
09/22/02	vs. KC+	35-yd FG	9-53; 4:40	41-38
01/19/02	vs. OAK+*	23-yd FG	15-61; 8:29	16-13
12/16/01	at BUF+	23-yd FG	8-75; 3:18	12-9
10/14/01	vs. SD+	44-yd FG	6-51; 2:59	29-26
12/17/00	at BUF	24-yd FG	14-83; 5:56	13-10
11/05/00	vs. BUF	32-yd FG	6-52-2:50	L, 13-16

\*playoffs

+NE scored on its first possession in overtime

## O.T. IS THE PLACE TO BE

The Patriots have won eight straight overtime games and own the longest overtime winning streak in NFL history, including playoff games. The streak includes New England's 16-13 "Snow Bowl" win over Oakland in the 2001 Divisional Playoffs (01/19/02).

## MOST CONSECUTIVE OVERTIME VICTORIES

Wins	Team	Dates
8*	New England	2000-present
7	Denver	1978-1985
6	Washington	1976-1987
6	Pittsburgh	1994-1997
5	Many Times	

\*-Includes one playoff game

## HOLDING THE LEAD

The Patriots lead the NFL with 36 consecutive regular-season victories when holding a lead entering the fourth quarter. The last time New England lost a game in which it led at the beginning of the final quarter was on Dec. 24, 2000, when it led Miami 24-17 entering the fourth quarter and ended up losing, 27-24. Since then, the Patriots have won six games in which they trailed or were tied entering the fourth quarter. New England was 10-0 when leading after three quarters in 2001, 6-0 in 2002, 11-0 in 2003 and is 9-0 in 2004.

## CONSECUTIVE WINS / LEADING AFTER THREE QUARTERS

New England Patriots	36
St. Louis Rams	11
Philadelphia Eagles	10

NOTE: Regular-season games only

## RIISING TO THE OCCASION

Since the beginning of the 2003 season, the Patriots are 14-1 against teams with records of .500 or better. In 2003, the Patriots were 10-0 against teams that finished the season with a mark of .500 or higher, including an 8-0 mark against playoff teams. So far this year, the Patriots are 4-1 against teams with records of .500 or better.

## PATRIOTS VS. TEAMS WITH WINNING RECORDS

Since start of the 2003 season

Date	Opponent	W/L	Score	Record	Rest of NFL
11/28/04	Baltimore	W	24-3	7-4	7-3
10/31/04	at Pittsburgh	L	20-34	10-1	9-1
10/24/04	N.Y. Jets	W	13-7	8-3	8-2
10/17/04	Seattle	W	30-20	6-5	6-4
09/09/04	Indianapolis	W	27-24	8-3	8-2
02/01/04	Carolina*	W	32-39	14-6	14-5
01/18/04	Indianapolis*	W	24-14	14-5	14-3
01/10/04	Tennessee*	W	17-14	13-5	13-3
12/07/03	Miami	W	12-0	10-6	10-4
11/30/03	at Indianapolis	W	38-34	14-5	--
11/16/03	Dallas	W	12-0	10-6	10-5
11/03/03	at Denver	W	30-26	10-6	10-5
10/19/03	at Miami	W	19-13 ot	10-6	--
10/05/03	Tennessee	W	38-30	13-5	--
09/14/03	at Philadelphia	W	31-10	13-5	13-4

\*-Playoffs

Patriots vs. teams with winning record ..... 14-1 (.933)

Rest of NFL vs. those teams..... 41-113 (.266)

## HOT WHEN IT'S COLD

Since 1993, the Patriots are 18-2 when the kickoff temperature is 35 degrees or colder. Last season, the Patriots played seven games in temperatures 35 or lower, winning all seven contests.

## COLDEST GAMES SINCE 1993 (18-2)

Date	Opp.	Temp	Notes	W/L	Score
01/10/04	TEN*	4	Wind Chill -10	W	17-14
12/26/93	IND	19	Wind Chill -1	W	38-0
12/21/96	at NYG	24	Wind Chill 17	W	23-22
12/14/03	JAX	25	Wind Chill 16	W	27-13
01/19/02	OAK*	25	Snow	W	16-13 ot
12/10/95	NYJ	26	Wind Chill 12	W	31-28
01/12/97	JAX*	27	Wind Chill 11	W	20-6
12/07/03	MIA	28	Wind Chill 17	W	12-0
12/20/03	at NYJ	30	Wind Chill 20	W	21-16
12/24/00	MIA	31	Wind Chill 22	L	24-27
01/18/04	IND*	32	Light Snow	W	24-14
11/16/03	DEN	33	Cloudy and calm	W	12-0
11/26/95	at BUF	33	Flurries	W	35-25
12/16/01	at BUF	34	Wind Chill 25	W	12-9 ot
12/12/93	CIN	34	Wind Chill 23	W	7-2
11/03/03	at DEN	35	Foggy	W	30-26
12/17/00	at BUF	35	Snow/W.Chill 23	W	16-13 ot
11/23/97	MIA	35	Flurries/Drizzle	W	27-24
12/28/97	MIA*	35	Wind Chill 25	W	17-3
01/01/95	at CLE*	35	Wind Chill 25	L	13-20

\*-playoffs

## OFFENSE FROM DEFENSE

The Patriots have scored two defensive touchdowns this season and are 14-2 in their last 16 games when scoring on defense, dating back to 1999. Richard Seymour's 68-yard fumble return for a touchdown against Buffalo on Oct. 3 was the longest fumble return in franchise history. On Nov. 28 against Baltimore, the Patriots defense saw the end zone again, as a fumble forced by Tedy Bruschi was recovered in the end zone for a touchdown by Jarvis Green. Last season, the Patriots led the NFL with six defensive touchdowns.

## 2004 PATRIOTS DEFENSIVE TOUCHDOWNS


Date	Opp.	Player	Scoring Play	Result
10/03/04	at BUF	Richard Seymour	68-yd. fumb. ret.	W, 31-17
11/28/04	BAL	Jarvis Green	Fumb. Rec. in EZ	W, 24-3



# OFFENSE NEWS & NOTES

## TAKING AIM

ADAM VINATIERI is the most accurate kicker in franchise history and ranks fourth among the most accurate kickers in NFL history. He has recorded an 82.2 percent conversion rate (240/292) over his nine-year career. He is 28-for-29 in 2004. He has connected on 87 of his last 100 kicks, good for an 87.0 percent clip.



## NFL ALL-TIME MOST ACCURATE KICKERS

	TEAM	PCT.	FGM/FGA
1. Mike Vanderjagt	Colts	87.1	182/209
2. David Akers	Eagles	83.6	133/159
3. Matt Stover	Ravens	82.7	339/410
4. Adam Vinatieri	Patriots	82.2	240/292
5. Ryan Longwell	Packers	82.15	198/241
6. Olindo Mare	Dolphins	81.9	190/232
7. John Carney	Saints	81.7	362/443
8. Jeff Wilkins	Rams	81.3	218/268
9. Doug Brien	Jets	81.1	197/243
10. Gary Anderson	Titans	80.3	533/664
11. Jason Hanson	Lions	80.1	293/366
12. Mike Hollis	Giants	80.0	200/250
13. John Kasay	Panthers	79.8	272/341
14. Jason Elam	Broncos	79.1	306/387
15. Morten Andersen	Vikings	78.9	513/650

## SCORING MACHINE

ADAM VINATIERI is the second leading scorer in Patriots history, totaling 1,029 points in his 8-plus seasons with the club. Vinatieri made the team as a rookie free agent in 1996 and has scored 100 points or more in each of his nine seasons, joining Jason Elam of the Denver Broncos as the only two kickers in NFL history to accomplish the feat. Vinatieri has kicked the most field goals in Patriots history, having tallied 240 successful boots in a Patriots uniform.

## LEADING SCORERS IN PATRIOTS HISTORY

#	SCORING	TD	PAT/PATA	2-Pt	FG /FGA	TP
1	Gino Cappelletti	42	346/ 358	2	176/ 334	1,130
2	Adam Vinatieri	0	307/ 313	1	240/ 292	1,029
3	John Smith	0	308/ 323	0	128/ 191	692

## LAST-MINUTE MAN

ADAM VINATIERI nailed his second Super Bowl-winning field goal, booting a 41-yarder through the uprights with four seconds left to give the Patriots a 32-29 victory over Carolina in Super Bowl XXXVIII. He is the only kicker in NFL history to kick a game-winning field goal in the final minute of the Super Bowl and has accomplished the feat twice, including his 48-yarder to win Super Bowl XXXVI. Out of the Patriots' six playoff wins since 2001, four were decided on game-winning boots by Vinatieri. In all, Vinatieri has kicked 17 game-winning field goals in his career, including nine in the past three seasons. His game-winners are listed below:

## ADAM VINATIERI'S GAME-WINNING FIELD GOALS

Date	Opponent	Yds	Time	Final Score
02/01/04	Carolina*	41	0:04	32-29
01/10/04	Tennessee*	46	4:06	17-14
11/23/03	at Houston	28	0:41 (OT)	23-20
12/29/02	Miami	35	12:57 (OT)	27-24
09/22/02	Kansas City	35	10:20 (OT)	41-38
02/03/02	St. Louis*	48	0:00	20-17
01/19/02	Oakland*	23	6:31 (OT)	16-13
12/16/01	at Buffalo	23	9:15 (OT)	12-9
10/14/01	San Diego	44	10:55 (OT)	29-26
12/17/00	at Buffalo	24	0:19 (OT)	13-10
11/19/00	Cincinnati	22	0:03	16-13
09/19/99	Indianapolis	26	0:35	31-28
09/12/99	at N.Y. Jets	23	0:03	30-28
12/20/98	San Francisco	35	0:03	24-21
10/04/98	at New Orleans	27	0:03	30-27
09/14/97	N.Y. Jets	34	6:57 (OT)	27-24
09/22/96	Jacksonville	40	12:24 (OT)	28-25

\*-Playoffs

## ON POINT

ADAM VINATIERI is in the midst of the most successful season of his nine-year career and leads the NFL in scoring with 112 points. He set a single-game career high with 17 points against Buffalo on Nov. 14, and is on pace to total 162 points this season. If Vinatieri reaches that mark, he would establish a franchise record for points in a season, topping Gino Cappelletti's total of 155 points in 1964.

## 2004 NFL SCORING LEADERS

Player	Team	TD	PAT/PATA	FG/FGM	Pts
Adam Vinatieri	NE	0	28/28	28/29	112
David Akers	PHI	0	32/32	21/24	95
Shayne Graham	CIN	0	25/25	22/24	91
Priest Holmes	KC	15	-/-	-/-	90
Jason Elam	DEN	0	29/29	18/21	83
Nate Kaeding	SD	0	38/39	15/19	83
Phil Dawson	CLE	0	24/24	19/21	81
Josh Brown	SEA	0	24/24	18/19	81

## SUCCESS STREAK

ADAM VINATIERI enters this week's action having connected on each of his last 21 field goals, recording the second-longest success streak in team history. Vinatieri has been perfect in each of his last seven games and has not missed a kick since a 47-yard attempt went wide right against Miami on Oct. 10. Vinatieri established a franchise record by connecting on 25 consecutive boots from Nov. 24, 1996 to Nov. 9, 1997. He also owns what is now the third longest streak in team history, hitting 16 straight kicks from Oct. 8 to Dec. 4, 2000.

## PATRIOTS ALL-TIME LISTS

TROY BROWN ranks third in Patriots history with 471 career receptions. He ranks third in franchise history with 5,477 career receiving yards. Brown needs 20 catches to pass Ben Coates for second place on the all-time receptions list.

## PATRIOTS ALL-TIME RECEIVING LEADERS (BY CATCHES)

Rk	Player, Pos.	No	Yds	Avg.	Lg	TD
1	Stanley Morgan, WR.....	534	10,352	19.4	76t	67
2	Ben Coates, TE .....	490	5,471	11.2	84t	50
3	Troy Brown, WR .....	471	5,477	11.6	82t	25
4	Irving Fryar, WR.....	363	5,726	15.8	80t	38

## PATRIOTS ALL-TIME RECEIVING LEADERS (BY YARDS)

Rk	Name	No	Yds	Avg	Lg	TD
1	Stanley Morgan .....	534	10,352	19.4	76t	67
2	Irving Fryar.....	363	5,726	15.8	80t	38
3	Troy Brown.....	471	5,477	11.6	82t	25
4	Ben Coates .....	490	5,471	11.2	84t	50
5	Jim Colclough.....	283	5,001	17.7	78t	39

## GOOD POINTS

The Patriots have outscored their opponents in the second half by nearly a 2-to-1 margin, maintaining a cumulative advantage of 125-63. New England has also been productive offensively in the first half of games, scoring a total of 163 points and leading at halftime in seven of its 11 games. A halftime lead has been a harbinger of success for the Patriots, as they have won each of their last 29 games in which they held a halftime advantage.

## 2004 QUARTER-BY-QUARTER SCORING


Date	Opp.	1	2	3	4	Total
09/09	IND	3	10	14	0	27
09/19	at ARZ	7	7	7	6	23
10/03	at BUF	10	7	0	14	31
10/10	MIA	7	10	7	0	24
10/17	SEA	10	10	0	10	30
10/24	NYJ	3	10	0	0	13
10/31	at PIT	3	7	3	7	20
11/07	at STL	6	13	14	7	40
11/14	BUF	3	17	3	6	29
11/22	at KC	7	10	7	3	27
11/28	BAL	0	3	6	15	24
11-GAME TOTALS		59	104	57	68	264



# OFFENSE NEWS & NOTES

## DILLON DOMINATES

COREY DILLON has set a career high with six 100-yard games so far this season and owns 34 career 100-yard games. Dillon's six games surpassing the century mark are the most by a Patriot since Curtis Martin recorded a franchise-record nine 100-yard performances in 1995. Dillon has exceeded 100 yards in five of the last six games in which he has appeared, marking the most productive stretch of his career. Dillon's top performances of 2004 are listed below.



### DILLON'S 100-YARD GAMES IN 2004

Date	Opponent	Yds	Att	Avg.	Lg	TD
09/19/04	at Arizona	158	32	4.9	17	0
11/14/04	Buffalo	151	26	5.8	30	0
11/28/04	Baltimore	123	30	4.1	18	1
10/24/04	N.Y. Jets	115	22	5.2	44	0
11/07/04	at St. Louis	112	25	4.5	17	1
10/17/04	Seattle	105	23	4.6	15	2

## MAKING HIS MARK

In his second game as a Patriot, Corey Dillon ran for 158 yards at Arizona (09/19/04), gaining the most yards by a Patriots rusher in nearly six years, since Robert Edwards cut loose for 196 yards (on 24 carries) on Dec. 13, 1998 at St. Louis. Dillon also broke the 150-yard mark on Nov. 14 in a Sunday night victory over Buffalo. Two of Dillon's top 10 yardage totals of his career have been attained this season.

### DILLON'S TOP TEN RUSHING PERFORMANCES

Rk	Yds	Att	Date	Opponent
1.	278	22	10/22/00	Denver
2.	246	39	12/04/97	Tennessee
3.	216	35	12/03/00	Arizona
4.	192	28	12/12/99	Cleveland
5.	184	27	10/28/01	at Detroit
6.	168	28	10/10/99	at Cleveland
7.	164	23	10/06/02	at Indianapolis
8.	158	32	09/19/04	at Arizona
9.	151	26	11/14/04	Buffalo
10.	140	31	10/14/01	Cleveland

## RECORD PACE

Through New England's 11 games, Corey Dillon has run for 1,121 yards on 236 carries (4.8 avg), despite missing one game due to injury. Last season, Antowain Smith led the team with 642 rushing yards. Dillon is on pace to run for 1,681 yards, which would surpass Curtis Martin's team mark of 1,487 yards, set in 1995. If Dillon continues on this pace, he could also break his personal career high of 1,435 yards (on 315 carries), set in 2000 with the Cincinnati Bengals.

### DILLON ON PRODUCTIVE PACE

	Rush	Yds	Avg	TD
Dillon's Season-to-Date.....	236	1,121	4.8	7
Projected 2004 Totals.....	354	1,681	4.8	11
Curtis Martin in 1995.....	368*	1,487*	4.0	14*
Dillon's Career Highs .....	340	1,435	4.8	10

\*-Patriots Franchise Records

## BALANCED ATTACK

Corey Dillon and David Givens have each gained 100 yards in the same game three times this season, marking the only times since 1997 that the Patriots have had a 100-yard rusher and a 100-yard receiver in the same game. Dillon and Givens both broke the 100-yard mark in their respective categories at Arizona (9/19), against the N.Y. Jets (10/24) and at St. Louis (11/7). Prior to this season, the last time the Patriots achieved the feat was on Nov. 2, 1997, when Curtis Martin ran for 104 yards and Shawn Jefferson gained 108 receiving yards at Minnesota.

## GIVENS LEADS THE WAY

Through 11 games this season, DAVID GIVENS is New England's leading receiver, pacing the team with a career-high 49 receptions and 755 yards. Last season, Givens tied for the team's postseason lead with 17 catches on the heels of a 34-catch regular season. Givens has exceeded the 100-yard receiving mark four times this season, becoming the first Patriot to record four 100-yard games in a season since Terry Glenn did it in 1999. He got his first career 100-yard game at Arizona on Sept. 19, 2004 (120 yards), then followed that with three consecutive century-mark games against the N.Y. Jets (10/24) at Pittsburgh (10/31) and at St. Louis (11/7).

## MR. FIRST DOWN

DAVID GIVENS' first 30 catches this season all resulted in first downs for the Patriots, and 42 of his 49 catches to date have recorded first downs. New England's leading receiver is averaging 15.4 yards per catch, and has shown a knack for the big play, grabbing three passes of more than 40 yards and 11 passes of 20 yards or more.

## HE RATE ME

TOM BRADY has earned five passer ratings over 100.0 this season and has done so 21 times in his career. All of Brady's 21 career 100.0-plus ratings have come in Patriots victories.

### BRADY'S GAMES WITH A PASSER RATING OVER 100.0

Date	Opp.	Att	Cmp	Yds	Pct.	TD	I	Rating	W/L
10/21/01	at IND	20	16	202	.800	3	0	148.3	W
11/03/02	at BUF	26	22	265	.846	3	0	147.6	W
11/25/01	NO	26	19	258	.731	4	0	143.9	W
11/04/01	at ATL	31	21	250	.677	3	0	124.4	W
12/27/03	BUF	32	21	204	.656	4	0	122.9	W
11/22/04	at KC	26	17	315	.654	1	0	119.9	W
10/19/03	at MIA	34	24	283	.706	2	0	115.2	W
10/03/04	at BUF	30	17	298	.567	2	0	112.9	W
11/24/02	MIN	34	21	239	.617	3	0	112.3	W
09/09/04	IND	38	26	335	.684	3	1	111.2	W
09/22/02	KC	54	39	410	.722	4	1	110.9	W
09/09/02	PIT	43	29	294	.674	3	0	110.0	W
11/03/03	at DEN	35	20	350	.571	3	1	108.0	W
09/14/03	at PHI	44	30	255	.682	3	0	105.8	W
10/24/04	NYJ	29	20	230	.690	1	0	104.1	W
11/07/04	at STL	31	18	234	.581	2	0	103.4	W
12/14/03	JAX	34	22	228	.647	2	0	103.6	W
12/20/03	at NYJ	25	15	138	.600	2	0	101.8	W
12/08/02	BUF	27	15	183	.556	2	0	101.3	W
09/15/02	at NYJ	35	25	269	.714	2	1	100.8	W
02/01/04	CAR	48	32	354	.667	3	1	100.5	W

## ON TARGET

TOM BRADY is moving up in the Patriots record books in a number of categories. Below is a list of how Brady ranks among the franchise's passing leaders.

### BRADY IN THE PATRIOTS RECORD BOOKS

Category	Number	Rank
Completion Pct. ....	61.3	1
Passer Rating .....	86.8	1
Completions .....	1,153	4
Touchdowns .....	87	4
Yards.....	12,847	4
Attempts.....	1,881	4

## BEAST OF THE EAST

New England has the best record among AFC East teams in division games since the beginning of the 2001 season (19-5). The New York Jets rank second with a 13-12 record and Miami is third with an 11-13 mark. Buffalo has a 7-18 record (see below). In their last 21 divisional games, the Patriots are 18-3.

### AFC EAST DIVISIONAL RECORDS SINCE 2001


Team	Division W-L Since 2001	Team	Division W-L Since 2001
New England .....	19-5	Miami.....	11-13
New York Jets.....	13-12	Buffalo .....	7-18



# QB TOM BRADY NEWS & NOTES

## RECORDING SUCCESS

TOM BRADY has quarterbacked the Patriots to victories in 44 of his 57 regular-season starts during his career, compiling a .772 winning percentage and giving him the best record of any active quarterback in the NFL. Including the playoffs, he is 50-13 (.794) as a starter. Including preseason, he is 57-16 (.780).



## ACTIVE QUARTERBACKS WINNING PERCENTAGE

Minimum 10 Starts

Quarterback, Team(s)	W	L	T	Pct.
<b>Tom Brady, NE</b>	<b>44</b>	<b>13</b>	<b>0</b>	<b>.772</b>
Donovan McNabb, PHI	53	22	0	.706
Marc Bulger, STL	23	10	0	.697
Kurt Warner, STL/NYG	40	19	0	.678
Michael Vick, ATL	21	10	1	.672
Brett Favre, ATL/GB	132	68	0	.660
Chad Pennington, NYJ	18	11	0	.621
Steve McNair, TEN	72	45	0	.615
Jay Fiedler, JAX/MIA	37	23	0	.617

## OVERDRIVE IN OVERTIME

TOM BRADY owns a career record of 7-0 in overtime, including the postseason. Brady is the all-time NFL leader in overtime wins without a defeat. Brady and former Steelers signal caller Terry Bradshaw are the only two NFL quarterbacks to be undefeated in overtime (minimum of five games). The top six quarterbacks in overtime are listed below.

## BEST CAREER OVERTIME RECORD (Min: 5 Games)

	W- L	Pct.	Yrs in NFL
<b>Tom Brady</b>	<b>7-0</b>	<b>1.000</b>	<b>5</b>
Terry Bradshaw	5-0	1.000	14
Ken Stabler	6-1	.857	15
Jake Plummer	5-1	.833	7
Jim Kelly	6-2	.750	11
Ken O'Brien	4-1-1	.750	10

Regular and postseason games combined.

## COMEBACK KID

TOM BRADY has engineered 16 game-winning drives to break a tie or take the lead in the fourth quarter or overtime in his career. He has accomplished the feat twice in the Super Bowl, most recently engineering a 47-yard drive with just over a minute remaining to lead the Patriots to victory in Super Bowl XXXVIII. He led seven comebacks in 2003, including a fourth-quarter comeback to break a 14-14 tie against Tennessee in the AFC Divisional Playoffs in addition to comebacks against Houston, Indianapolis, Miami, Tennessee and Denver in the regular season. Brady's record also includes his dramatic performance to lead the Patriots to victory in Super Bowl XXXVI and his heroics in the snow against the Oakland Raiders in the 2001 Divisional Playoffs, giving him four comebacks in six postseason starts.

## TOM BRADY'S GAME-WINNING PERFORMANCES

		Time Remaining		Passing Statistics <sup>^</sup>					
Date	Opp.	Score	in Reg.	Att	Cmp	Yds	TD	Int	Final
10/03/04	at BUF	17-17	15:00	4	2	8	1	0	31-17
02/01/04	CAR**	29-29	1:08	5	4	47	0	0	32-29
01/10/04	TEN*	14-14	15:00	11	6	27	0	0	17-14
11/30/03	at IND	31-31	10:21	6	3	31	1	0	38-34
11/23/03	at HST	13-20	3:11	14	10	133	1	0	23-20 ot
11/03/03	at DEN	23-26	2:51	4	5	58	1	0	30-26
10/19/03	at MIA	13-13	15:00	10	7	147	1	0	19-13 ot
10/05/03	TEN	24-27	4:40	1	1	15	0	0	38-30
12/29/02	MIA	13-24	4:59	13	8	69	1	0	27-24 ot
11/10/02	at CHI	19-30	5:16	14	9	116	2	0	33-30
09/22/02	KC	38-38	0:00	5	4	46	0	0	41-38 ot
02/03/02	STL**	17-17	1:21	8	5	53	0	0	20-17
01/19/02	OAK*	3-13	15:00	27	20	138	0	0	16-13 ot
12/16/01	at BUF	6-9	5:57	13	9	116	0	0	12-9 ot
12/02/01	at NYJ	14-16	15:00	7	6	56	0	0	17-16
10/14/01	SD	16-26	8:48	18	13	130	1	0	29-26 ot

<sup>^</sup>Statistics are from the time noted until the end of the game

\* Divisional Playoffs

\*\* Super Bowl

## CAREER WINNING PERCENTAGE

TOM BRADY is the winningest quarterback in the Super Bowl Era (since 1966) among signal callers who have made at least 40 starts. He is one of just four quarterbacks in the Super Bowl Era to own a career winning percentage above 70 percent. Brady joins Roger Staubach, Joe Montana and Donovan McNabb. A list placing Brady's accomplishments in a historical perspective is below.

## WINNINGEST QUARTERBACKS OF THE SUPER BOWL ERA

Minimum 40 Starts

Player	Team	Years	W	L	Pct.
<b>Tom Brady</b>	<b>NE</b>	<b>2000-Pres.</b>	<b>44</b>	<b>13</b>	<b>.772</b>
Roger Staubach	DAL	1969-79	85	29	.746
Joe Montana	SF/KC	1979-94	117	47	.713
Donovan McNabb	PHI	1999-Pres.	53	22	.706

## CLOSE CALLS

Tom Brady has compiled a sparkling 18-1 record as a starter in games where the final margin was less than a touchdown, including a 4-0 postseason record in such games. In games decided by three points or fewer, Brady is 12-1. In the 2003 season, Brady led the team to nine victories by six points or fewer, including two in the playoffs. Since Brady took over as the starting quarterback early in the 2001 season, the Patriots have lost just one game by less than a touchdown.

## TOM BRADY'S RECORD IN CLOSE GAMES

18-1 in games decided by six points or less

Date	Opp.	Score	Result	Margin
10/24/04	NYJ	13-7	W	+6
09/09/04	IND	27-24	W	+3
02/01/04	CAR <sup>^</sup>	32-29	W	+3
01/10/04	TEN*	17-14	W	+3
12/20/03	at NYJ	21-16	W	+5
11/30/03	at IND	38-34	W	+4
11/23/03	at HST	23-20 ot	W	+3
11/03/03	at DEN	30-26	W	+4
10/26/03	CLE	9-3	W	+6
10/19/03	at MIA	19-13 ot	W	+6
09/28/03	at WAS	17-20	L	-3
12/29/02	MIA	27-24 ot	W	+3
11/10/02	at CHI	33-30	W	+3
09/22/02	KC	41-38 ot	W	+3
02/03/02	STL <sup>^</sup>	20-17	W	+3
01/19/02	OAK*	16-13 ot	W	+3
12/16/01	at BUF	12-9	W	+3
12/02/01	at NYJ	17-16	W	+1
10/14/01	SD	29-26 ot	W	+3

<sup>^</sup>-Super Bowl

\*-Divisional Playoffs

## MILESTONE MAN

TOM BRADY recorded the 1,000th completion of his career on a 13-yard toss to Corey Dillon in the first quarter against Buffalo on Oct. 3. Brady becomes the fourth Patriots passer to join the 1,000-completion club, joining Drew Bledsoe (2,544), Steve Grogan (1,879) and Vito "Babe" Parilli (1,140).

## CAREER NUMBERS

TOM BRADY ranks fourth among Patriots' all-time leading passers, and is the franchise's all-time leader in completion percentage. Brady passed Tony Eason to move into fourth place on the Patriots yardage list at Arizona on Sept. 19, and passed Babe Parilli to move into third place on the all-time completions list on Nov. 28. Brady became the fourth Patriot to reach the 1,000-completion mark at Buffalo on Oct. 3.

## ALL-TIME PATRIOTS PASSING LEADERS (BY YARDS)

Rk.	Name	Att	Cmp	Yards	Pct.	TD	Int
1.	Drew Bledsoe	4,518	2,544	29,657	56.3	166	138
2.	Steve Grogan	3,593	1,879	26,886	52.3	182	208
3.	Babe Parilli	2,412	1,140	16,747	47.3	132	138
4.	<b>TOM BRADY</b>	<b>1,881</b>	<b>1,153</b>	<b>12,847</b>	<b>61.3</b>	<b>87</b>	<b>46</b>
5.	Tony Eason	1,500	876	10,732	58.4	60	48
6.	Jim Plunkett	1,503	729	9,932	48.5	62	87
7.	Hugh Millen	612	370	4,276	60.5	17	28



# DEFENSE NEWS AND NOTES

## LAW AND ORDER

TY LAW is tied for the Patriots franchise record with 36 career interceptions and needs just one more pick to pass Raymond Clayborn and claim sole possession of the club mark. Law tied the franchise record with a first-quarter interception against Seattle on Oct. 17 at Gillette Stadium. Law and Clayborn are the only two Patriots to record 30 or more picks in a Patriots uniform. Law is the team's all-time leader in interceptions returned for a touchdown and also in postseason picks (4).



### PATRIOTS ALL-TIME INTERCEPTIONS LIST

Rk	Player	Int.	Yards	Avg	Lg	TD
1	Ty Law .....	36	583	16.2	65t	6
	Raymond Clayborn .....	36	555	15.4	85	1
3	Ron Hall .....	29	476	16.4	87	1
	Roland James .....	29	383	13.2	46	0
	Fred Marion .....	29	457	15.8	83	1

## TOUCHDOWN TY

TY LAW is the Patriots' all-time leader in interceptions returned for a touchdown. He returned his sixth career pick for a score against Tennessee on Oct. 5, 2003. Including his 47-yard return for a touchdown in Super Bowl XXXVI, Law has seven touchdown returns. Below is a list of Law's interceptions returned for touchdowns. The Patriots are 6-1 in games when Law has scored a touchdown.

### TY LAW'S CAREER INTERCEPTIONS RETURNED FOR TD

Date	Opponent	Length	Quarterback	Result
10/06/03	Tennessee	65 yds	Steve McNair	W, 38-30
02/03/01	St. Louis*	47 yds	Kurt Warner	W, 20-17
01/06/01	Carolina	46 yds	Chris Weinke	W, 38-6
09/30/01	Indianapolis	23 yds	Peyton Manning	W, 44-13
10/17/99	Miami	27 yds	Damon Huard	L, 30-31
09/13/98	Indianapolis	59 yds	Peyton Manning	W, 29-6
12/08/96	N.Y. Jets	38 yds	Glenn Foley	W, 24-10

\*-Super Bowl XXXVI

## WILLIE MAC ATTACK

WILLIE MCGINEST ranks fourth on the Patriots' all-time sacks list with 69.0 career sacks. He leads the team with 6.5 sacks through 11 games in the 2004 season, continuing a run of strong play dating back to late last year. Including his NFL-leading 5.0 sacks in the 2003 postseason, McGinest has recorded 13.0 sacks in his last 14 games, 13.5 sacks in his last 16 games and 14.5 sacks in his last 18 games. He is the Patriots' career postseason sack leader and ranks third all-time in NFL postseason history with 11.5 career postseason sacks, trailing only Bruce Smith (14.5) and Reggie White (12.0). The Patriots' all-time regular-season sack leaders are listed below.

### PATRIOTS ALL-TIME SACK LEADERS

1. Andre Tippett, 1982-93. 100.0
2. Julius Adams, 1971-87. .... 79.5
3. Tony McGee, 1974-81. .... 72.5
4. **Willie McGinest**, 1994- ... 69.0
5. Ray Hamilton, 1973-81. .... 54.0
6. Chris Slade, 1993-00. .... 51.0

## ROMAN'S EMPIRE


Since arriving in New England in 2001, ROMAN PHIFER leads the Patriots with 371 total tackles. Last season, he ranked third on the team with 133 tackles. In 2002, he led the team with 109 tackles, following a 2001 campaign where he recorded 92 tackles.

### PATRIOTS LEADING TACKLERS SINCE 2001

Player	2001	2002	2003	2004	Total
Roman Phifer	92	109	133	37	371
Tedy Bruschi	73	65	137	81	357
Mike Vrabel	60	75	69	60	264
Ty Law	70	77	77	26	250
Ted Johnson	46	96	26	81	249
Rodney Harrison	-	-	140	106	246
Richard Seymour	44	56	80	51	231
Willie McGinest	33	62	79	38	212

## HOT ROD

RODNEY HARRISON leads the Patriots with 106 tackles (74 solo) and continues to be a leader in the New England secondary. Harrison also has recorded 3.0 sacks, putting him halfway to his career high of 6.0 sacks, set with the San Diego Chargers in 2000. He recorded a career-high 20 tackles (12 solo) at Pittsburgh on Oct. 31, 2004. In 2003, his first season in New England, Harrison led the team with a career-high 140 tackles (105 solo) and is on pace to beat that mark with 154 tackles this season.



## SACK ATTACK

The Patriots have recorded 34.0 sacks through 11 games this season. New England's 34.0 sacks have been recorded by 12 different defenders, with Willie McGinest leading the way with 6.5 sacks and Richard Seymour and Roosevelt Colvin tied for second with 4.0 sacks. Last season, the Patriots totaled 41.0 sacks, registered by 14 different players, and are on pace to notch 49.5 sacks this season.

### PATRIOTS SACK BREAKDOWN:

#### 34.0 Sacks by 12 Different Players

Player	Sacks	Player	Sacks
W. McGinest .....	6.5	V. Wilfork .....	2.0
R. Colvin .....	4.0	J. Green .....	2.0
R. Seymour .....	4.0	T. Bruschi .....	2.5
T. Warren .....	3.5	T. Banta-Cain .....	1.5
R. Harrison .....	3.0	R. Phifer .....	1.0
M. Vrabel .....	3.0	T. Johnson .....	1.0

## "BIG SEY" SEES THE ZONE

Two-time Pro Bowl defensive lineman RICHARD SEYMOUR scored his first career touchdown on Oct. 3 at Buffalo, scooping up a Drew Bledsoe fumble caused by Tedy Bruschi and rumbling 68 yards for the score and a decisive 31-17 advantage for the Patriots. Seymour became the first Patriots defensive lineman to score a touchdown since Willie McGinest recovered a fumble in the end zone in a 30-28 win over the New York Jets in the 1999 season opener. Fellow lineman Jarvis Green followed Seymour's feat with a touchdown of his own on a fumble recovery in the end zone on Nov. 28 against Baltimore.

## MEAN GENE

EUGENE WILSON leads the Patriots with three interceptions this season. Two of his picks came against Arizona on Sept. 19, marking the first multiple-pick game of his career. All of Wilson's interceptions this season have kick-started Patriots scoring drives, with the team notching 17 points off of his three picks. Last year, Wilson tied for the NFL rookie lead with four picks and the Patriots led the NFL with 29 interceptions.

## A SPECIAL PLAYER

LARRY IZZO leads the team with 19 special teams tackles and has led his team in special teams stops in each of his last five NFL seasons. Since pacing the Miami Dolphins with 33 special teams tackles in 1999, the two-time Pro Bowler has set the mark on his team in every season since then, including every year since he joined the Patriots in 2001. He has recorded 91 special teams tackles in a Patriots uniform over the last three-plus seasons and is in his fourth consecutive year as New England's special teams captain.

## PICK A STREAK

The Patriots have notched at least one interception in 22 of their last 25 regular-season games and have done so in 13 of their last 14 regular-season home games. Including last season's two postseason games in Foxborough, the Patriots have at least one pick in 15 of their last 16 home games.



# BROADCAST INFORMATION

## PATRIOTS ALL ACCESS

**P**atriots All Access, an Emmy Award-winning one-hour magazine show, airs weekly throughout the season on WCVB-TV Channel 5 in Boston. Indicative of its name, Patriots All Access provides viewers exclusive, behind-the-scenes access and weekly in-depth features on Patriots players and personnel. WCVB's Mike Lynch hosts the program and is joined by head coach Bill Belichick for a weekly chalk talk and also by a Patriots player of the week. Another weekly segment takes a look at what Patriots players do off the field. The show also offers game previews, reviews and comprehensive analysis of every Patriots game.



## WCVB-TV Channel 5

**Patriots All Access** ..... Saturdays at 11:00 a.m. and 7:00 p.m.

## WBCN PATRIOTS ROCK RADIO NETWORK

For the 10th consecutive season, WBCN is proud to be the flagship station for the Patriots Rock Radio Network. Every Patriots game can be heard on WBCN (104.1 FM) and its network of 34 stations throughout all six New England states. Longtime broadcast tandem Gil Santos and Gino Cappelletti will call all of the action in static-free stereo sound.



**FLAGSHIP STATION**  
**WBCN**  
**Boston ★ 104.1 FM**



### MASSACHUSETTS

WAHL	Athol	99.9 FM
WXTK	Cape Cod	95.1 FM
WSAR	Fall River	1480 AM
WEIM	Fitchburg	1280 AM
WKKB	New Bedford	100.3 FM
WBEC	Pittsfield	1420 AM
WBEC	Pittsfield	95.7 FM
WAQY	Springfield	102.1 FM
WWFX	Worcester	100.1 FM

### MAINE

WEBB	Augusta	98.5 FM
WTUL	Augusta	1400 AM
WNSX	Bangor	97.7 FM
WSHK	Kittery	105.3 FM
WBLM	Portland	102.9 FM
WOZI	Presque Isle	101.9 FM

### CONNECTICUT

WCCC	Hartford	106.9 FM
WMOS	New London	104.7 FM
WINY	Putnam	1350 AM

### NEW HAMPSHIRE

WTSL	Hanover	1400 AM
WZBK	Keene	1220 AM
WBHG	Laconia	101.5 FM
WVRR	Lebanon	101.7 FM
WGIR	Manchester	610 AM
WSAK	Hampton	102.1 FM
WXKL	Concord	1450 AM

### RHODE ISLAND

WSKO	Providence	790 AM
WSKO	Providence	99.7 FM

### VERMONT

WKVT	Brattleboro	92.7 FM
WCPV	Burlington	101.3 FM
WMXR	Claremont	93.9 FM
WMOO	Derby	92.1 FM
WEXP	Rutland	101.5 FM
W257AUS	Johnsb.	99.3 FM
WSNO	Waterbury	960 AM

## PATRIOTS.COM

The official Web site of the New England Patriots offers fans an exciting lineup of daily features and is one of the most advanced and exciting Web sites in all of sports. **Patriots Video News** is a streaming video show broadcast daily on Patriots.com, giving Patriots fans interviews and analysis that picks up where the newspapers and TV reports leave off. **Patriots.com Radio** features six hours of original daily programming beginning at noon ET and allows fans to interact with hosts and guests via phone and email. Besides these features, the site offers daily news updates, press releases, live coverage of all press conferences and much more.



## 2004 TELEVISION RATINGS

Historically, the Patriots have been at or near the top of the weekly television ratings for the 2.4 million homes in the Boston market. Below is a compilation of this season's ratings along with a historical perspective to show the Patriots' consistent popularity in the Boston market. According to Nielsen Media Research, Boston is the fifth-largest television market in the country, behind New York, Los Angeles, Chicago and Philadelphia.

## 2004 PATRIOTS TELEVISION RATINGS

Date	Opponent	Rating/Share	Net.	Rk*
Thurs., Sept. 9	Indianapolis	28.1 / 47	ABC	1/1
Sun., Sept. 19	at Arizona	29.6 / 55	CBS	1/1
Sun., Oct. 3	at Buffalo	27.3 / 59	CBS	1/1
Sun., Oct. 10	Miami	28.8 / 61	CBS	1/1
Sun., Oct. 17	Seattle	31.9 / 66	FOX	4/1
Sun., Oct. 24	N.Y. Jets	35.5 / 62	CBS	8/7
Sun., Oct. 31	at Pittsburgh	33.9 / 57	CBS	7/5
Sun., Nov. 7	at St. Louis	33.4 / 56	CBS	1/1
Sun., Nov. 14	Buffalo	32.6 / 50	ESPN	1/1
Mon., Nov. 22	at Kansas City		ABC	
Sun., Nov. 28	Baltimore	38.8 / 60	CBS	
Sun., Dec. 5	at Cleveland	1:00	CBS	
Sun., Dec. 12	Cincinnati	1:00	CBS	
Mon., Dec. 20	at Miami	9:00	ABC	
Sun., Dec. 26	at N.Y. Jets	4:05	CBS	
Sun., Jan. 2	San Francisco	1:00	FOX	

\*-Rating and Share rank among all other weekly television programming in the Boston TV market

## RATINGS HISTORY

Season	Rating / Share
2004 Regular Season Average	31.2 / 57
2003 Regular Season Average	26.8 / 51
2003 Postseason Average	47.0 / 72
2002 Regular Season Average	28.5 / 53
2001 Regular Season Average	24.7 / 48
2001 Postseason Average	47.4 / 73

**Note:** Each ratings point represents one percent of the 2.4 million homes in the Boston TV market.

## PATRIOTS MONDAY ON WEEI

Sports Radio 850 WEEI has the exclusive rights to broadcast "Patriots Monday" from Gillette Stadium every week during the season. The daylong programming lineup offers fans unique access from head coach Bill Belichick and quarterback Tom Brady along with appearances by Troy Brown and Richard Seymour, among other star players.

Time (Mondays)	Show	Guest(s)
6:00 – 10:00 a.m.	Dennis and Callahan	Tom Brady
10:00 a.m. – 2:00 p.m.	Dale and Neumy	Stars of the Week
2:00 – 6:00 p.m.	The Big Show	Coach Belichick

## PATRIOTS FOOTBALL WEEKLY ON WB56

Join the editorial staff of Patriots Football Weekly for a half-hour Patriots extravaganza every Saturday night on WLVI-TV (WB56). The ultimate studio sports show for the ultimate Patriots fan is patterned like the official team newspaper, aiming to be confrontational and opinionated as the reporters dish about what's ahead for the team, give opponent analysis and offer insider information they've learned from working in the trenches at Gillette Stadium.

## WLVI-TV Channel 56

**Patriots Football Weekly** ..... Every Saturday at 11:00 p.m.



# 2004 TRANSACTIONS

## FEBRUARY, 2004

2/6	Phillip Crosby	Signed
	Jack Fadule	Signed
	Justin Kurpeikis	Signed
	Malaefou Mackenzie	Signed
	Frank Moreau	Signed
	Marquise Walker	Signed
	Scott Farley	Signed (Allocated to NFL Europe)
	Lawrence Flugence	Signed (Allocated to NFL Europe)
	Michael Hall	Signed (Allocated to NFL Europe)
	Jason Perry	Signed (Allocated to NFL Europe)
	David Pruce	Signed (Allocated to NFL Europe)
	Buck Rasmussen	Signed (Allocated to NFL Europe)
	Rohan Davey	Allocated to NFL Europe
	Chas Gessner	Allocated to NFL Europe
	Jamil Soriano	Allocated to NFL Europe
2/8	Antowain Smith	Declined to exercise option
2/12	Josh McDaniels	Named quarterbacks coach
2/25	Dean Pees	Named linebackers coach

## MARCH, 2004

3/1	Russ Hochstein	Re-signed
3/3	J.J. Stokes	Re-signed
3/5	Don Davis	Re-signed
3/10	Kevin Faulk	Re-signed
3/11	Rodney Bailey	Signed
3/15	Josh Miller	Signed
3/16	Je'Rod Cherry	Re-signed
	Patrick Pass	Re-signed
3/24	Michael Jennings	Signed
	Michael Hall	Released
3/31	Keith Traylor	Signed

## APRIL, 2004

4/5	Michael Cloud	Re-signed
4/13	Otis Smith	Signed
4/19	Corey Dillon	Acquired via trade (CIN)
4/24	Vince Wilfork	Drafted
	Benjamin Watson	Drafted
	Marquise Hill	Drafted
	Guss Scott	Drafted
4/25	Dexter Reid	Drafted
	Cedric Cobbs	Drafted
	P.K. Sam	Drafted
	Christian Morton	Drafted
4/28	Jeff Burris	Signed
4/29	Eric Alexander	Signed as a rookie free agent
	Quinn Dorsey	Signed as a rookie free agent
	Louis Gachelin	Signed as a rookie free agent
	Randall Gay	Signed as a rookie free agent
	Brian Sawyer	Signed as a rookie free agent
	Cody Scates	Signed as a rookie free agent
	Grant Steen	Signed as a rookie free agent

## MAY, 2004

5/2	Ricky Bryant	Signed as a rookie free agent
	Andy Mignery	Signed as a rookie free agent
5/11	Bob Hallen	Signed
5/24	Louis Gachelin	Released

## JUNE, 2004

6/8	Terrell Buckley	Signed
	Phillip Crosby	Released
	Sean McDermott	Released
	Frank Moreau	Released
6/22	Dexter Reid	Signed
	DeVonte Peterson	Signed
6/24	Marquise Hill	Signed
6/25	Ryan Atoe	Signed

## JULY, 2004

7/7	Otis Smith	Released
7/14	Jason Perry	Released
7/15	Kurt Kittner	Signed
7/19	Jim Miller	Signed
	Vince Wilfork	Signed
7/21	Marquise Walker	Released
7/23	Matt Cercone	Signed
7/25	P.K. Sam	Signed
	Christian Morton	Signed
	Ryan Atoe	Released
	Ricky Bryant	Released
7/27	Zeron Flemister	Signed
7/28	Dwight Johnson	Signed
	James Williams	Signed
7/29	Jeff Burris	Released
7/30	Cedric Cobbs	Signed
	Guss Scott	Signed
	Matt Cercone	Released

## AUGUST, 2004

8/1	Ricky Bryant	Signed
8/2	Rodney Bailey	Placed on Reserve / Injured
	Jack Fadule	Released
8/5	Earthwind Moreland	Signed
	Dana Stubblefield	Signed
8/6	Kurt Kittner	Released
	DeVonte Peterson	Released
	James Williams	Released
8/11	Zeron Flemister	Placed on Reserve / Injured
8/16	Benjamin Watson	Signed
8/17	Joel Jacobs	Signed
	Quinn Dorsey	Traded (CHI)
8/23	Fred McCrary	Released
8/25	Andy Mignery	Waived
8/26	J.J. Stokes	Released
8/30	Guss Scott	Placed on Reserve / Injured
	Cody Scates	Released
	Brian Sawyer	Released
8/31	Dana Stubblefield	Placed on Reserve / Injured
	Jim Miller	Released
	Tim Provost	Released

## SEPTEMBER, 2004

9/3	Kory Chapman	Signed
	Jim Miller	Signed
	Kliff Kingsbury	Released
	Dwight Johnson	Released
	Earthwind Moreland	Released
	Jamil Soriano	Released
	Lawrence Flugence	Released
	Joel Jacobs	Released
	Grant Steen	Released
	Scott Farley	Released
	Michael Cloud	Released
9/5	Matt Chatham	Placed on Reserve/PUP
	Cedric Cobbs	Placed on Reserve/PUP
	Eric Alexander	Released
	Ricky Bryant	Released
	Terrell Buckley	Released
	Kory Chapman	Released
	Je'Rod Cherry	Released
	Chas Gessner	Released
	Michael Jennings	Released
	Justin Kurpeikis	Released
	Malaefou Mackenzie	Released
	Christian Morton	Released
	David Pruce	Released
	Buck Rasmussen	Released
9/6	Eric Alexander	Signed to the practice squad
	Kory Chapman	Signed to the practice squad
	Michael Jennings	Signed to the practice squad
	Justin Kurpeikis	Signed to the practice squad
	Malaefou Mackenzie	Signed to the practice squad
	Christian Morton	Signed to the practice squad
	David Pruce	Signed to the practice squad
	Buck Rasmussen	Signed to the practice squad
	Dana Stubblefield	Released from Reserve / Injured
9/7	Michael Jennings	Released from practice squad
	Russell Stuvaints	Signed to the practice squad
9/8	Bob Hallen	Released
9/10	Michael Jennings	Signed to the practice squad
	Malaefou Mackenzie	Released from practice squad
9/11	Rabih Abdullah	Signed
	Billy Yates	Signed to the practice squad
	David Pruce	Released from practice squad
9/15	Curry Burns	Signed to the practice squad
9/22	Cedric James	Signed to the practice squad
	Earthwind Moreland	Signed to the practice squad
	Michael Jennings	Released from practice squad
	Christian Morton	Released from practice squad
9/29	Jed Weaver	Signed
	Benjamin Watson	Placed on Reserve / Injured

## OCTOBER, 2004

10/5	Shawn Mayer	Released
10/6	Je'Rod Cherry	Signed
	Kevin Kasper	Signed
	Adrian Klemm	Placed on Reserve / Injured
10/20	P.K. Sam	Placed on Reserve / Injured
10/24	Matt Chatham	Activated from Reserve / PUP
10/30	Cedric Cobbs	Activated from Reserve / PUP
	Dan Klecko	Placed on Reserve / Injured

## NOVEMBER, 2004

11/6	Earthwind Moreland	Signed to active roster
	Tom Ashworth	Placed on Reserve / Injured
11/10	Lance Nimmo	Signed to the practice squad
11/16	Omare Lowe	Signed to the practice squad
	Scott Farley	Released from practice squad
11/22	Justin Kurpeikis	Signed to active roster
	Rabih Abdullah	Waived
11/27	Omare Lowe	Signed to active roster
	Kevin Kasper	Waived
11/29	Omare Lowe	Waived
11/30	Kevin Kasper	Signed



# 2004 OFFENSIVE STATISTICS

WON 10, LOST 1

09/09 W 27-24	Indianapolis	68,756
09/19 W 23-12	at Arizona	51,557
10/03 W 31-17	at Buffalo	72,698
10/10 W 24-10	Miami	68,756
10/17 W 30-20	Seattle	68,756
10/24 W 13- 7	New York Jets	68,756
10/31 L 20-34	at Pittsburgh	64,737
11/07 W 40-22	at St. Louis	66,107
11/14 W 29- 6	Buffalo	68,756
11/22 W 27-19	at Kansas City	78,431
11/28 W 24- 3	Baltimore	68,756
12/05	at Cleveland	
12/12	Cincinnati	
12/20	at Miami	
12/26	at New York Jets	
01/02	San Francisco	

	N.E.	Opp.
TOTAL FIRST DOWNS	227	198
Rushing	68	61
Passing	136	114
Penalty	23	23
3rd Down: Made/Att	65/144	52/143
3rd Down Pct.	45.1	36.4
4th Down: Made/Att	1/2	8/20
4th Down Pct.	50.0	40.0
POSSESSION AVG.	30:32	29:28
TOTAL NET YARDS	3860	3379
Avg. Per Game	350.9	307.2
Total Plays	698	684
Avg. Per Play	5.5	4.9
NET YARDS RUSHING	1361	1143
Avg. Per Game	123.7	103.9
Total Rushes	341	284
NET YARDS PASSING	2499	2236
Avg. Per Game	227.2	203.3
Sacked/Yards Lost	19/119	34/231
Gross Yards	2618	2467
Att./Completions	338/199	366/206
Completion Pct.	58.9	56.3
Had Intercepted	8	14
PUNTS/AVERAGE	38/42.5	47/42.8
NET PUNTING AVG.	38/35.1	47/36.9
PENALTIES/YARDS	81/634	82/704
FUMBLES/BALL LOST	16/9	20/9
TOUCHDOWNS	29	19
Rushing	8	5
Passing	19	10
Returns	2	4

* SCORE BY PERIODS	Q1	Q2	Q3	Q4	OT	PTS
TEAM	59	104	57	68	0	288
OPPONENTS	41	70	31	32	0	174

* SCORING	TD-Ru	Pa-Rt	K-PAT	FG	S	PTS
Vinatieri	0	0	0	0	28/28	28/29 0 112
Dillon	7	7	0	0		0 44
Graham	5	0	5	0		0 30
Patten	5	0	5	0		0 30
Givens	3	0	3	0		0 18
Branch	2	0	2	0		0 12
Abdullah	1	1	0	0		0 6
Brown	1	0	1	0		0 6
Fauria	1	0	1	0		0 6
Green	1	0	0	1		0 6
B. Johnson	1	0	1	0		0 6
Seymour	1	0	0	1		0 6
Vrabel	1	0	1	0		0 6
TEAM	29	8	19	2	28/28	28/29 0 288
OPPONENTS	19	5	10	4	14/14	14/16 0 174

2-Pt. Conversions: Dillon, TEAM 1-1,  
OPPONENTS 2-5  
SACKS: McGinest 6.5, Colvin 4.0, Seymour 4.0,  
Warren 3.5, Harrison 3.0, Vrabel 3.0,  
Bruschi 2.5, Green 2.0, Wilfork 2.0,  
Banta-Cain 1.5, T. Johnson 1.0, Phifer 1.0,  
TEAM 34.0, OPPONENTS 19.0

* PASSING	Att	Cmp	Yds	Cmp%	Yds/Att	TD	TD%	Int	Int%	Long	Sack/Lost	Rating
Brady	337	198	2614	58.8	7.76	18	5.3	8	2.4	50	19/ 119	91.3
Vinatieri	1	1	4	100.0	4.00	1	100.0	0	0.0	4t	0/ 0	122.9
TEAM	338	199	2618	58.9	7.75	19	5.6	8	2.4	50	19/ 119	92.3
OPPONENTS	366	206	2467	56.3	6.74	10	2.7	14	3.8	65t	34/ 231	70.2

* RUSHING	No.	Yds	Avg	Long	TD
Dillon	236	1121	4.8	44	7
Faulk	34	125	3.7	15	0
Pass	26	99	3.8	19	0
Brady	30	12	0.4	6	0
Patten	1	5	5.0	5	0
Abdullah	10	3	0.3	4	1
Cobbs	1	1	1.0	1	0
Davey	2	-2	-1.0	-1	0
B. Johnson	1	-3	-3.0	-3	0
TEAM	341	1361	4.0	44	8
OPPONENTS	284	1143	4.0	34	5

* RECEIVING	No.	Yds	Avg	Long	TD
Givens	49	755	15.4	50	3
Patten	31	556	17.9	46	5
Graham	24	296	12.3	48	5
Faulk	23	200	8.7	24	0
Branch	18	249	13.8	26t	2
Brown	13	145	11.2	22	1
Pass	11	103	9.4	22	0
Dillon	10	72	7.2	20	0
B. Johnson	7	139	19.9	48	1
Fauria	5	48	9.6	17	1
Klecko	3	18	6.0	11	0
Watson	2	16	8.0	14	0
Weaver	1	10	10.0	10	0
Abdullah	1	9	9.0	9	0
Vrabel	1	2	2.0	2t	1
Kasper	0	0	---	0	0
TEAM	199	2618	13.2	50	19
OPPONENTS	206	2467	12.0	65t	10

* INTERCEPTIONS	No.	Yds	Avg	Long	TD
Wilson	3	27	9.0	14	0
Bruschi	2	34	17.0	29	0
Gay	2	23	11.5	13	0
McGinest	1	27	27.0	27	0
Phifer	1	26	26.0	26	0
Poole	1	21	21.0	21	0
Brown	1	17	17.0	17	0
Harrison	1	12	12.0	12	0
Banta-Cain	1	4	4.0	4	0
Law	1	0	0.0	0	0
TEAM	14	191	13.6	29	0
OPPONENTS	8	151	18.9	65	1

* PUNTING	No.	Yds	Avg	Net	TB	In	Lg	B
Jo. Miller	38	1616	42.5	35.1	4	12	61	0
TEAM	38	1616	42.5	35.1	4	12	61	0
OPPONENTS	47	2013	42.8	36.9	5	14	63	0

* PUNT RETURNS	Ret	FC	Yds	Avg	Long	TD
Faulk	18	7	116	6.4	16	0
Brown	7	1	55	7.9	22	0
Poole	2	0	6	3.0	6	0
Branch	1	0	0	0.0	0	0
TEAM	28	8	177	6.3	22	0
OPPONENTS	21	5	203	9.7	70t	1

* KICKOFF RETURNS	No.	Yds	Avg	Long	TD
B. Johnson	31	723	23.3	41	0
Pass	4	76	19.0	24	0
Kasper	2	40	20.0	21	0
Banta-Cain	1	21	21.0	21	0
Klecko	0	0	---	---	0
TEAM	38	860	22.6	41	0
OPPONENTS	61	1425	23.4	98t	1

* FIELD GOALS	1-19	20-29	30-39	40-49	50+
Vinatieri	0/ 0	10/10	7/ 7	11/12	0/0
TEAM	0/ 0	10/10	7/ 7	11/12	0/0
OPPONENTS	1/ 1	5/ 5	4/ 4	2/ 3	2/3
Vinatieri: (32G,43G) (29G,28G,24G) (42G) (40G, 47N) (40G,39G,30G) (41G,27G) (43G,25G) (43G,31G, 45G,36G) (27G,24G,20G,45G,37G) (37G,28G) (28G, 40G,48G)					
OPPONENTS: (32G,48N) (51G,52G,58N) (33G) (29G) (33G,40G,28G,31G) () (19G,29G) () () (44G,24G) (22G)					



# 2004 DEFENSIVE STATISTICS

Tackle statistics tabulated from coaching grades

DEFENSIVE STATISTICS											SP. TEAMS					FUMBLES - LOST (16-9)				
Name	TT	UT	A	S/ YL	Int/	Yds	PD	FF	FR		TT	UT	A	FF	FR	Own				
																No.	Lost	Rec.	O.B.	
Rodney Harrison	106	74	32	3.0	33.0	1	12	5	2	-	8	3	5	-	-	Tom Brady	5	4	1	0
Tedy Bruschi	81	53	28	2.5	27.0	2	34	3	2	-	1	0	1	-	-	Corey Dillon	2	2	1	0
Ted Johnson	81	52	29	1.0	10.0	-	-	-	1	-	-	-	-	-	-	Deion Branch	1	1	1	0
Mike Vrabel	60	46	14	3.0	22.0	-	-	3	-	-	3	2	1	-	-	Dan Klecko	1	1	0	0
Eugene Wilson	56	42	14	-	-	3	27	5	3	1	3	2	1	-	-	Kevin Faulk	2	1	1	0
Richard Seymour	51	29	22	4.0	30.0	-	-	1	-	1	-	-	-	-	-	Patrick Pass	1	0	0	0
Ty Warren	45	33	12	3.5	22.5	-	-	1	2	-	-	-	-	-	-	Tyrone Poole	1	0	0	1
Vince Wilfork	42	26	16	2.0	11.0	-	-	3	-	1	-	-	-	-	-	Bethel Johnson	2	0	0	1
Willie McGinest	38	26	12	6.5	33.5	1	27	5	2	-	-	-	-	-	-	Dan Koppen	1	0	0	0
Roman Phifer	37	24	13	1.0	6.0	1	26	2	-	1	-	-	-	-	-	Dexter Reid	0	0	1	0
Rosevelt Colvin	30	15	15	4.0	29.5	-	-	1	-	-	-	-	-	-	-	Totals				
Ty Law	26	25	1	-	-	1	0	3	-	-	-	-	-	-	-	16	9	5	2	
Keith Traylor	26	17	9	-	-	-	-	-	-	-	-	-	-	-	-	BLOCKED KICKS				
Randall Gay	23	21	2	-	-	2	23	4	-	1	-	-	-	-	-	XP	FG	P		
Asante Samuel	20	20	0	-	-	-	-	7	2	-	-	-	-	-	-	Totals	0	0	0	
Tyrone Poole	16	13	3	-	-	1	21	3	-	-	0	0	0	1	-	MISC. OFFENSIVE STATS				
Jarvis Green	15	8	7	2.0	3.0	-	-	1	-	2	-	-	-	-	-	Tkl	Ast	FF	FR	
Tully Banta-Cain	7	4	3	1.5	3.5	1	4	1	-	-	14	8	6	-	-	David Givens	4	0	0	0
Don Davis	7	4	3	-	-	-	-	-	-	-	11	5	6	-	-	Stephen Neal	3	0	0	0
Dexter Reid	7	3	4	-	-	-	-	2	-	1	12	7	5	-	-	Daniel Graham	2	0	0	0
Earthwind Moreland	4	4	0	-	-	-	-	-	-	-	-	-	-	-	-	Tom Brady	1	0	0	0
Troy Brown	3	3	0	-	-	1	17	3	-	-	-	-	-	-	-	Kevin Kasper	1	0	0	0
Larry Izzo	0	0	0	-	-	-	-	-	-	-	19	13	6	-	-	Dan Koppen	1	0	0	0
Rabih Abdullah	0	0	0	-	-	-	-	-	-	-	10	6	4	-	-	Bethel Johnson	1	0	0	0
Patrick Pass	0	0	0	-	-	-	-	-	-	-	10	7	3	-	-	Totals				
Je'Rod Cherry	0	0	0	-	-	-	-	-	-	-	9	5	4	-	-	13	0	0	0	
Matt Chatham	0	0	0	-	-	-	-	-	-	-	6	2	4	-	-					
Shawn Mayer	0	0	0	-	-	-	-	-	-	-	4	2	2	-	-					
Dan Klecko	0	0	0	-	-	-	-	-	-	-	4	2	2	-	-					
Adam Vinatieri	0	0	0	-	-	-	-	-	-	-	2	2	0	-	-					
Justin Kurpeikis	0	0	0	-	-	-	-	-	-	-	4	2	2	-	-					
Kevin Kasper	0	0	0	-	-	-	-	-	-	-	1	1	0	-	-					
David Givens	0	0	0	-	-	-	-	-	-	-	1	0	1	-	-					
Lonie Paxton	0	0	0	-	-	-	-	-	-	-	1	0	1	1	-					
Totals	781	542	239	34.0	231.0	14	191	53	14	8	123	69	54	2	0					

## LEGEND

TT- Total Tackles	PD- Pass Defensed
UT- Unassisted Tackles	FF- Forced Fumbles
A- Assists	FR- Fumbles Recovered
S/Yds- Sacks/Yards Lost	Tack. T.O. - Tackles off Turnovers
I/Ret.- Interceptions/Return Yards	O.B. - Out of Bounds



# HOW THE PATRIOTS WERE BUILT

<u>YEAR</u>	<u>DRAFTEES (26)</u>	<u>VETERAN FREE AGENTS (19)</u>	<u>WAIVERS (1) / TRADES (1)</u>	<u>ROOKIE AND FIRST-YEAR FREE AGENTS (6)</u>
<b>1993</b>	Troy Brown (8)			
<b>1994</b>	Willie McGinest (1)			
<b>1995</b>	Ty Law (1) Ted Johnson (2)			
<b>1996</b>	Tedy Bruschi (3)			Adam Vinatieri (fa)
<b>1997</b>				
<b>1998</b>				
<b>1999</b>	Kevin Faulk (2)			
<b>2000</b>	Tom Brady (6b) Patrick Pass (7b)	Joe Andruzzi (fa) (G.B.)	Matt Chatham (fa) (cw-STL)	Lonie Paxton (fa)
<b>2001</b>	Richard Seymour (1) Matt Light (2)	Je'Rod Cherry (2) (PHI)* Larry Izzo (fa) (MIA)* David Patten (fa) (CLE) * Roman Phifer (2) (NYJ) Mike Vrabel (3) (PIT)*		Stephen Neal (fa)
<b>2002</b>	Daniel Graham (1) Deion Branch (2) Rohan Davey (4a) Jarvis Green (4b) David Givens (7b)	Christian Fauria (2) (SEA)*		Russ Hochstein (5)
<b>2003</b>	Ty Warren (1) Eugene Wilson (2a) Bethel Johnson (2b) Asante Samuel (4b) Dan Koppen (5) Tully Banta-Cain (7b) Ethan Kelley (7c)	Rosevelt Colvin (4) (CHI)* Don Davis (fa) (STL)* Brandon Gorin (7) Rodney Harrison (5) (SD) Tyrone Poole (1) (DEN)*		Gene Mruczkowski (fa)
<b>2004</b>	Vince Wilfork (1) Marquise Hill (2) Dexter Reid (4a) Cedric Cobbs (4b)	Kevin Kasper (6) (ARZ) Justin Kurpeikis (fa) (PIT) Jim Miller (6) (TB) Josh Miller (fa) (PIT) Earthwind Moreland (fa) (CLE) Keith Traylor (3) (CHI)* Jed Weaver (7) (DEN)	Corey Dillon (2) (tr-CIN)	Randall Gay (fa)
				<b><u>RESERVE / INJURED (8)</u></b> Tom Ashworth (FA-01) Rodney Bailey (RFA-04) Zeron Flemister (UFA-04) Dan Klecko (D4a-03) Adrian Klemm (D2-00) P.K. Sam (D5-04) Guss Scott (D3-04) Benjamin Watson (D1b-04)
				* Unrestricted Free Agent ^ Restricted Free Agent (#) - indicates round drafted (fa) - indicates non-drafted free agents



# UNOFFICIAL DEPTH CHART

Unofficial depth chart compiled by Patriots Media Relations, Nov. 29, 2004

## OFFENSE

<b>WR:</b>	87 David Givens (11/9/0/0)	80 Troy Brown (7/0/0/4)	10 Kevin Kasper (6/0/0/1)
<b>LT:</b>	72 Matt Light (11/11/0/0)	76 Brandon Gorin (9/5/0/2)	
<b>LG:</b>	63 Joe Andruzzi (11/11/0/0)	71 Russ Hochstein (11/2/0/0)	
<b>C:</b>	67 Dan Koppen (11/11/0/0)	<u>64 Gene Mruczkowski (5/0/0/6)</u>	
<b>RG:</b>	61 Stephen Neal (11/9/0/0)	63 Joe Andruzzi (11/11/0/0)	
<b>RT:</b>	76 Brandon Gorin (9/5/0/2)	71 Russ Hochstein (11/2/0/0)	
<b>TE:</b>	82 Daniel Graham (11/11/0/0)	88 Christian Fauria (11/6/0/0)	85 Jed Weaver (5/1/2/2)
<b>WR:</b>	83 Deion Branch (4/4/0/7)	86 David Patten (11/8/0/0)	81 Bethel Johnson (10/1/0/1)
<b>QB:</b>	12 Tom Brady (11/11/0/0)	6 Rohan Davey (1/0/10/0)	13 Jim Miller (0/0/0/11)*
<b>RB:</b>	28 Corey Dillon (10/9/0/1)	33 Kevin Faulk (8/1/0/3)	<u>34 Cedric Cobbs (1/0/0/4)*</u>
<b>FB:</b>	35 Patrick Pass (9/2/0/2)		

## DEFENSE

<b>LE:</b>	94 Ty Warren (11/11/0/0)	<u>91 Marquise Hill (0/0/1/10)*</u>	
<b>NT:</b>	98 Keith Traylor (11/5/0/0)	<u>75 Vince Wilfork (11/6/0/0)</u>	<u>99 Ethan Kelley (0/0/0/11)*</u>
<b>RE:</b>	93 Richard Seymour (11/11/0/0)	97 Jarvis Green (11/0/0/0)	
<b>OLB:</b>	50 Mike Vrabel (11/11/0/0)	48 Tully Banta-Cain (11/0/0/0)	58 Matt Chatham (3/0/0/3)*
<b>ILB:</b>	54 Tedy Bruschi (11/11/0/0)	51 Don Davis (11/0/0/0)	53 Larry Izzo (11/0/0/0)
<b>ILB:</b>	52 Ted Johnson (11/10/0/0)	95 Roman Phifer (10/1/0/1)*	
<b>OLB:</b>	55 Willie McGinest (11/11/0/0)	59 Rosevelt Colvin (11/0/0/0)	47 Justin Kurpeikis (2/0/0/0)
<b>LCB:</b>	26 Eugene Wilson (11/10/0/0)	29 Earthwind Moreland (4/2/0/0)	22 Asante Samuel (9/4/1/1)* 24 Ty Law (7/7/0/4)*
<b>RCB:</b>	<u>21 Randall Gay (11/5/0/0)</u>	38 Tyrone Poole (4/4/0/7)*	80 Troy Brown (7/0/0/4)
<b>FS:</b>	<u>42 Dexter Reid (11/1/0/0)</u>	26 Eugene Wilson (11/10/0/0)	51 Don Davis (11/0/0/0)
<b>SS:</b>	37 Rodney Harrison (11/11/0/0)	30 Je'Rod Cherry (8/0/0/0)	

## SPECIAL TEAMS

<b>K:</b>	4 Adam Vinatieri (11/0/0/0)	8 Josh Miller (11/0/0/0)
<b>P:</b>	8 Josh Miller (11/0/0/0)	4 Adam Vinatieri (11/0/0/0)
<b>H:</b>	8 Josh Miller (11/0/0/0)	12 Tom Brady (11/11/0/0)
<b>PR:</b>	33 Kevin Faulk (8/1/0/3)	80 Troy Brown (7/0/0/4)
<b>KR:</b>	81 Bethel Johnson (10/1/0/1)	35 Patrick Pass (9/2/0/2)
<b>LS:</b>	66 Lonie Paxton (11/0/0/0)	71 Russ Hochstein (11/2/0/0)

Rookie and first-year players are underlined  
Asterisk (\*) denotes player was inactive last week

## PATRIOTS PRONUNCIATION GUIDE

Tedy Bruschi .....	BREW-ski	Dan Koppen.....	COPE-en
Christian Fauria .....	FOUR-ee-ay	Justin Kurpeikis.....	kur-PAY-kiss
Russ Hochstein .....	HOKE-stine	Gene Mruczkowski .....	merch-KOWSKI
Bethel Johnson .....	BETH-ull	Adam Vinatieri .....	vin-a-TERRY



# 2004 ROSTER BY POSITION

#NAME	POS	HT	WT	BORN	YR	COLLEGE	H.S. HOMETOWN
<b>DEFENSIVE LINE (7)</b>							
97 Green, Jarvis	DL	6-3	290	01/12/79	3	Louisiana State	Donaldsonville, La.
91 Hill, Marquise	DL	6-6	297	08/07/82	R	Louisiana State	New Orleans, La.
99 Kelley, Ethan	DT	6-2	303	02/12/80	1	Baylor	Sugar Land, Texas
93 Seymour, Richard	DL	6-6	310	10/06/79	4	Georgia	Gadsden, S.C.
98 Traylor, Keith	DT	6-2	340	09/03/69	13	Central State (Okla.)	Little Rock, Ark.
94 Warren, Ty	DL	6-5	300	02/06/81	2	Texas A&M	Bryan, Texas
75 Wilfork, Vince	DL	6-2	325	11/04/81	R	Miami (Fla.)	Boynton Beach, Fla.
<b>LINEBACKER (11)</b>							
48 Banta-Cain, Tully	LB	6-2	250	08/28/80	2	California	Sunnyvale, Calif.
54 Bruschi, Teddy	LB	6-1	247	06/09/73	9	Arizona	Roseville, Calif.
58 Chatham, Matt	LB	6-4	250	06/28/77	5	South Dakota	Sioux City, Iowa
59 Colvin, Roosevelt	LB	6-3	250	09/05/77	6	Purdue	Indianapolis, Ind.
51 Davis, Don	LB	6-1	235	12/17/72	9	Kansas	Olathe, Kan.
53 Izzo, Larry	LB	5-10	228	09/26/74	9	Rice	Houston, Texas
52 Johnson, Ted	LB	6-4	253	12/04/72	10	Colorado	Alameda, Calif.
47 Kurpeikis, Justin	LB	6-3	254	07/17/77	3	Penn State	Allison Park, Pa.
55 McGinest, Willie	LB	6-5	270	12/11/71	11	Southern California	Long Beach, Calif.
95 Phifer, Roman	LB	6-2	248	03/05/68	14	UCLA	Pineville, N.C.
50 Vrabel, Mike	LB	6-4	261	08/14/75	8	Ohio State	Akron, Ohio
<b>DEFENSIVE BACK (9)</b>							
30 Cherry, Je'Rod	DB	6-1	210	05/30/73	9	California	Berkeley, Calif.
21 Gay, Randall	CB	5-11	186	05/05/82	R	Louisiana State	Brusly, La.
37 Harrison, Rodney	S	6-1	220	12/15/72	11	Western Illinois	Chicago, Ill.
24 Law, Ty	CB	5-11	200	02/10/74	10	Michigan	Aliquippa, Pa.
29 Moreland, Earthwind	CB	5-10	182	06/13/77	3	Georgia Southern	Atlanta, Ga.
38 Poole, Tyrone	CB	5-8	188	02/03/72	9	Fort Valley State	LaGrange, Ga.
42 Reid, Dexter	S	5-11	203	03/18/81	R	North Carolina	Norfolk, Va.
22 Samuel, Asante	CB	5-10	185	01/06/81	2	Central Florida	Ft. Lauderdale, Fla.
26 Wilson, Eugene	DB	5-10	195	08/17/80	2	Illinois	Merrillville, Ind.
<b>OFFENSIVE LINE (7)</b>							
63 Andruzzi, Joe	G	6-3	312	08/23/75	8	S. Connecticut State	Staten Island, N.Y.
76 Gorin, Brandon	T	6-6	308	07/17/78	3	Purdue	Muncie, Ind.
71 Hochstein, Russ	G	6-4	305	10/07/77	4	Nebraska	Hartington, Neb.
67 Koppen, Dan	C	6-2	296	09/12/79	2	Boston College	Whitehall, Pa.
72 Light, Matt	T	6-4	305	06/23/78	4	Purdue	Greenville, Ohio
64 Mruczkowski, Gene	G/C	6-2	305	06/06/80	2	Purdue	Cleveland, Ohio
61 Neal, Stephen	G	6-4	305	10/09/76	3	Cal State-Bakersfield	San Diego, Calif.
<b>QUARTERBACK (3)</b>							
12 Brady, Tom	QB	6-4	225	08/03/77	5	Michigan	San Mateo, Calif.
6 Davey, Rohan	QB	6-2	245	04/14/78	3	Louisiana State	Miami, Fla.
13 Miller, Jim	QB	6-2	225	02/09/71	10	Michigan State	Waterford, Mich.
<b>WIDE RECEIVER (6)</b>							
83 Branch, Deion	WR	5-9	193	07/18/79	3	Louisville	Albany, Ga.
80 Brown, Troy	WR	5-10	196	07/02/71	12	Marshall	Blackville, S.C.
87 Givens, David	WR	6-0	215	08/16/80	3	Notre Dame	Humble, Texas
81 Johnson, Bethel	WR	5-11	200	02/11/79	2	Texas A&M	Corsicana, Texas
10 Kasper, Kevin	WR	6-1	202	12/23/77	4	Iowa	Hinsdale, Ill.
86 Patten, David	WR	5-10	190	08/19/74	8	Western Carolina	Hopkins, S.C.
<b>RUNNING BACK (3)</b>							
34 Cobbs, Cedric	RB	6-0	225	01/09/81	R	Arkansas	Little Rock, Ark.
28 Dillon, Corey	RB	6-1	225	10/24/74	8	Washington	Seattle, Wash.
33 Faulk, Kevin	RB	5-8	202	06/05/76	6	Louisiana State	Carencro, La.
<b>FULLBACK (1)</b>							
35 Pass, Patrick	FB	5-10	217	12/31/77	5	Georgia	Tucker, Ga.
<b>TIGHT END (3)</b>							
88 Fauria, Christian	TE	6-4	250	09/22/71	10	Colorado	Encino, Calif.
82 Graham, Daniel	TE	6-3	257	11/16/78	3	Colorado	Denver, Colo.
85 Weaver, Jed	TE	6-4	258	08/11/76	6	Oregon	Redmond, Ore.
<b>SPECIALISTS (3)</b>							
8 Miller, Josh	P	6-4	220	07/14/70	9	Arizona	Rockaway, N.Y.
66 Paxton, Lonie	LS	6-2	260	03/13/78	5	Sacramento State	Corona, Calif.
4 Vinatieri, Adam	K	6-0	202	12/28/72	9	South Dakota State	Rapid City, S.D.
<b>RESERVE / INJURED (8)</b>							
68 Ashworth, Tom	T	6-6	305	10/10/77	3	Colorado	Englewood, Colo.
96 Bailey, Rodney	DL	6-3	305	10/07/79	4	Ohio State	Cleveland, Ohio
46 Flemister, Zeron	TE	6-4	250	09/08/76	5	Iowa	Sioux City, Iowa
90 Klecko, Dan	DL/LB	5-11	283	01/12/81	2	Temple	Colts Neck, N.J.
70 Klemm, Adrian	T	6-3	312	05/21/77	5	Hawaii	Los Angeles, Calif.
14 Sam, P.K.	WR	6-3	210	02/26/83	R	Florida State	Buford, Ga.
39 Scott, Guss	S	5-10	205	05/21/82	R	Florida	Jacksonville, Fla.
84 Watson, Benjamin	TE	6-3	253	12/18/80	R	Georgia	Rock Hill, S.C.



# 2004 ALPHABETICAL ROSTER

November 29, 2004

#	NAME	POS	HT	WT	BORN	YR	COLLEGE	H.S. HOMETOWN
63	Andruzzi, Joe	G	6-3	312	08/23/75	8	Southern Connecticut St.	Staten Island, N.Y.
48	Banta-Cain, Tully	LB	6-2	250	08/28/80	2	California	Sunnyvale, Calif.
12	Brady, Tom	QB	6-4	225	08/03/77	5	Michigan	San Mateo, Calif.
83	Branch, Deion	WR	5-9	193	07/18/79	3	Louisville	Albany, Ga.
80	Brown, Troy	WR	5-10	196	07/02/71	12	Marshall	Blackville, S.C.
54	Bruschi, Teddy	LB	6-1	247	06/09/73	9	Arizona	Roseville, Calif.
58	Chatham, Matt	LB	6-4	250	06/28/77	5	South Dakota	Sioux City, Iowa
30	Cherry, Je'Rod	DB	6-1	210	05/30/73	9	California	Berkeley, Calif.
34	Cobbs, Cedric	RB	6-0	225	01/09/81	R	Arkansas	Little Rock, Ark.
59	Colvin, Rosevelt	LB	6-3	250	09/05/77	6	Purdue	Indianapolis, Ind.
6	Davey, Rohan	QB	6-2	245	04/14/78	3	Louisiana State	Miami, Fla.
51	Davis, Don	LB	6-1	235	12/17/72	9	Kansas	Olathe, Kan.
28	Dillon, Corey	RB	6-1	225	10/24/74	8	Washington	Seattle, Wash.
33	Faulk, Kevin	RB	5-8	202	06/05/76	6	Louisiana State	Carencro, La.
88	Fauria, Christian	TE	6-4	250	09/22/71	10	Colorado	Encino, Calif.
21	Gay, Randall	CB	5-11	186	05/05/82	R	Louisiana State	Brusly, La.
87	Givens, David	WR	6-0	215	08/16/80	3	Notre Dame	Humble, Texas
76	Gorin, Brandon	T	6-6	308	07/17/78	3	Purdue	Muncie, Ind.
82	Graham, Daniel	TE	6-3	257	11/16/78	3	Colorado	Denver, Colo.
97	Green, Jarvis	DL	6-3	290	01/12/79	3	Louisiana State	Donaldsonville, La.
37	Harrison, Rodney	S	6-1	220	12/15/72	11	Western Illinois	Chicago, Ill.
91	Hill, Marquise	DE	6-6	300	08/07/82	R	Louisiana State	New Orleans, La.
71	Hochstein, Russ	G	6-4	305	10/07/77	4	Nebraska	Hartington, Neb.
53	Izzo, Larry	LB	5-10	228	09/26/74	9	Rice	Houston, Texas
81	Johnson, Bethel	WR	5-11	200	02/11/79	2	Texas A&M	Corsicana, Texas
52	Johnson, Ted	LB	6-4	253	12/04/72	10	Colorado	Alameda, Calif.
10	Kasper, Kevin	WR	6-1	202	12/23/77	4	Iowa	Hinsdale, Ill.
99	Kelley, Ethan	DT	6-2	310	02/12/80	1	Baylor	Sugar Land, Texas
67	Koppen, Dan	C	6-2	296	09/12/79	2	Boston College	Whitehall, Pa.
47	Kurpeikis, Justin	LB	6-3	254	07/17/77	3	Penn State	Allison Park, Pa.
24	Law, Ty	CB	5-11	200	02/10/74	10	Michigan	Aliquippa, Pa.
72	Light, Matt	T	6-4	305	06/23/78	4	Purdue	Greenville, Ohio
55	McGinest, Willie	LB	6-5	270	12/11/71	11	Southern California	Long Beach, Calif.
13	Miller, Jim	QB	6-2	225	02/09/71	10	Michigan State	Waterford, Mich.
8	Miller, Josh	P	6-4	225	07/14/70	9	Arizona	Rockaway, N.Y.
29	Moreland, Earthwind	CB	5-10	182	06/13/77	3	Georgia Southern	Atlanta, Ga.
64	Mruczkowski, Gene	G/C	6-2	305	06/06/80	2	Purdue	Cleveland, Ohio
61	Neal, Stephen	G	6-4	305	10/09/76	3	Cal State-Bakersfield	San Diego, Calif.
35	Pass, Patrick	FB	5-10	217	12/31/77	5	Georgia	Tucker, Ga.
86	Patten, David	WR	5-10	190	08/19/74	8	Western Carolina	Hopkins, S.C.
66	Paxton, Lonie	LS	6-2	260	03/13/78	5	Sacramento State	Corona, Calif.
95	Phifer, Roman	LB	6-2	248	03/05/68	14	UCLA	Pineville, N.C.
38	Poole, Tyrone	CB	5-8	188	02/03/72	9	Fort Valley State	LaGrange, Ga.
42	Reid, Dexter	S	5-11	203	03/18/81	R	North Carolina	Norfolk, Va.
22	Samuel, Asante	CB	5-10	185	01/06/81	2	Central Florida	Ft. Lauderdale, Fla.
93	Seymour, Richard	DL	6-6	310	10/06/79	4	Georgia	Gadsden, S.C.
98	Traylor, Keith	DT	6-2	340	09/03/69	13	Central State (Okla.)	Little Rock, Ark.
4	Vinatieri, Adam	K	6-0	202	12/28/72	9	South Dakota State	Rapid City, S.D.
50	Vrabel, Mike	LB	6-4	261	08/14/75	8	Ohio State	Akron, Ohio
94	Warren, Ty	DL	6-5	300	02/06/81	2	Texas A&M	Bryan, Texas
85	Weaver, Jed	TE	6-4	258	08/11/76	6	Oregon	Redmond, Ore.
75	Wilfork, Vince	DL	6-2	325	11/04/81	R	Miami (Fla.)	Boynton Beach, Fla.
26	Wilson, Eugene	DB	5-10	195	08/17/80	2	Illinois	Merrillville, Ind.

## RESERVE / INJURED

68	Ashworth, Tom	T	6-6	305	10/10/77	3	Colorado	Englewood, Colo.
96	Bailey, Rodney	DL	6-3	305	10/07/79	4	Ohio State	Cleveland, Ohio
46	Flemister, Zeron	TE	6-4	250	09/08/76	5	Iowa	Sioux City, Iowa
90	Klecko, Dan	DL/LB	5-11	275	01/12/81	2	Temple	Colts Neck, N.J.
70	Klemm, Adrian	T	6-3	312	05/21/77	5	Hawaii	Los Angeles, Calif.
14	Sam, P.K.	WR	6-3	210	02/26/83	R	Florida State	Buford, Ga.
39	Scott, Guss	S	5-10	205	05/21/82	R	Florida	Jacksonville, Fla.
84	Watson, Benjamin	TE	6-3	253	12/18/80	R	Georgia	Rock Hill, S.C.

## HEAD COACH: BILL BELICHICK

**ASSISTANTS:** Romeo Crennel, Defensive Coordinator; Brian Daboll, Wide Receivers; Jeff Davidson, Assistant Offensive Line/Tight Ends; Ivan Fears, Running Backs; Pepper Johnson, Defensive Line; Eric Mangini, Defensive Backs; Josh McDaniels, Quarterbacks; Matt Patricia, Coaching Assistant; Markus Paul, Assistant Strength and Conditioning; Dean Pees, Linebackers; Dante Scarnecchia, Assistant Head Coach/Offensive Line; Brad Seely, Special Teams; Cory Undlin, Coaching Assistant; Charlie Weis, Offensive Coordinator; Mike Woicik, Strength and Conditioning.



# 2004 NUMERICAL ROSTER

#	NAME	POS	HT	WT	AGE	YR	COLLEGE	HOW ACQ.	P/S/D/I
4	Adam Vinatieri	K	6-0	202	31	9	South Dakota State	FA-96	11/0/0/0
6	Rohan Davey	QB	6-2	245	26	3	Louisiana State	D4a-02	1/0/10/0
8	Josh Miller	P	6-4	225	34	9	Arizona	FA (PIT)-04	11/0/0/0
10	Kevin Kasper	WR	6-1	202	26	4	Iowa	FA (ARZ)-04	6/0/0/1
12	Tom Brady	QB	6-4	225	27	5	Michigan	D6b-00	11/11/0/0
13	Jim Miller	QB	6-2	225	33	10	Michigan State	FA-04	0/0/0/11
21	Randall Gay	CB	5-11	186	22	R	Louisiana State	FA-04	11/5/0/0
22	Asante Samuel	CB	5-10	185	23	2	Central Florida	D4b-03	9/4/1/1
24	Ty Law	CB	5-11	200	30	10	Michigan	D1-95	7/7/0/4
26	Eugene Wilson	DB	5-10	195	24	2	Illinois	D2a-03	11/10/0/0
28	Corey Dillon	RB	6-1	225	30	8	Washington	TR (CIN)-04	10/9/0/1
29	Earthwind Moreland	CB	5-10	182	27	3	Georgia Southern	FA-04	4/2/0/0
30	Je'Rod Cherry	DB	6-1	210	31	9	California	UFA (PHI)-01	8/0/0/0
33	Kevin Faulk	RB	5-8	202	28	6	Louisiana State	D2-99	8/1/0/3
34	Cedric Cobbs	RB	6-0	225	23	R	Arkansas	D4b-04	1/0/0/4
35	Patrick Pass	FB	5-10	217	26	5	Georgia	D7b-00	9/2/0/2
37	Rodney Harrison	S	6-1	220	31	11	Western Illinois	FA (SD)-03	11/11/0/0
38	Tyrone Poole	CB	5-8	188	31	9	Fort Valley State	UFA (DEN)-03	4/4/0/7
42	Dexter Reid	S	5-11	203	23	R	North Carolina	D4a-04	11/1/0/0
47	Justin Kurpeikis	LB	6-3	254	27	3	Penn State	FA-04	2/0/0/0
48	Tully Banta-Cain	LB	6-2	250	24	2	California	D7b-03	11/0/0/0
50	Mike Vrabel	LB	6-4	261	29	8	Ohio State	UFA (PIT)-01	11/11/0/0
51	Don Davis	LB	6-1	235	31	9	Kansas	UFA (STL)-03	11/0/0/0
52	Ted Johnson	LB	6-4	253	32	10	Colorado	D2-95	11/10/0/0
53	Larry Izzo	LB	5-10	228	30	9	Rice	UFA (MIA)-01	11/0/0/0
54	Tedy Bruschi	LB	6-1	247	31	9	Arizona	D3-96	11/11/0/0
55	Willie McGinest	LB	6-5	270	32	11	Southern California	D1-94	11/11/0/0
58	Matt Chatham	LB	6-4	250	27	5	South Dakota	CW-00	3/0/0/3
59	Rosevelt Colvin	LB	6-3	250	27	6	Purdue	UFA (CHI)-03	11/0/0/0
61	Stephen Neal	G	6-4	305	28	3	Cal State-Bakersfield	FA-01	11/9/0/0
63	Joe Andruzzi	G	6-3	312	29	8	Southern Connecticut St.	FA (GB)-00	11/11/0/0
64	Gene Mruzckowski	G/C	6-2	305	23	2	Purdue	FA-03	5/0/0/6
66	Lonie Paxton	LS	6-2	260	26	5	Sacramento State	FA-00	11/0/0/0
67	Dan Koppen	C	6-2	296	25	2	Boston College	D5-03	11/11/0/0
71	Russ Hochstein	G	6-4	305	27	4	Nebraska	FA-03	11/2/0/0
72	Matt Light	T	6-4	305	26	4	Purdue	D2-01	11/11/0/0
75	Vince Wilfork	DL	6-2	325	24	R	Miami (Fla.)	D1a-04	11/6/0/0
76	Brandon Gorin	T	6-6	308	26	3	Purdue	FA-03	8/5/0/2
80	Troy Brown	WR	5-10	196	33	12	Marshall	D8-93	7/0/0/4
81	Bethel Johnson	WR	5-11	200	24	2	Texas A&M	D2b-03	10/1/0/1
82	Daniel Graham	TE	6-3	257	25	3	Colorado	D1-02	11/11/0/0
83	Deion Branch	WR	5-9	193	25	3	Louisville	D2-02	4/4/0/7
85	Jed Weaver	TE	6-4	258	28	6	Oregon	FA (DEN)-04	5/1/2/2
86	David Patten	WR	5-10	190	30	8	Western Carolina	UFA (CLE)-01	11/8/0/0
87	David Givens	WR	6-0	215	24	3	Notre Dame	D7b-02	11/9/0/0
88	Christian Fauria	TE	6-4	250	33	10	Colorado	UFA (SEA)-02	11/7/0/0
91	Marquise Hill	DE	6-6	300	22	R	Louisiana State	D2-04	0/0/1/10
93	Richard Seymour	DL	6-6	310	25	4	Georgia	D1-01	11/11/0/0
94	Ty Warren	DL	6-5	300	22	2	Texas A&M	D1-03	11/11/0/0
95	Roman Phifer	LB	6-2	248	36	14	UCLA	FA (NYJ)-01	10/1/0/1
97	Jarvis Green	DL	6-3	290	25	3	Louisiana State	D4b-02	11/0/0/0
98	Keith Traylor	DT	6-2	340	35	13	Central State (Okla.)	FA (CHI)-04	11/5/0/0
99	Ethan Kelley	DT	6-2	310	24	1	Baylor	D7c-03	0/0/0/11
<b>PRACTICE SQUAD</b>									
18	Cedric James	WR	6-1	197	25	1	Texas Christian	FA-04	-/-/-/-
23	Omare Lowe	DB	6-1	195	26	1	Washington	FA-04	-/-/-/-
32	Kory Chapman	RB	6-1	202	24	R	Jacksonville State	FA-04	-/-/-/-
49	Eric Alexander	LB	6-2	240	22	R	Louisiana State	FA-04	-/-/-/-
65	Lance Nimmo	T	6-5	303	25	1	West Virginia	FA-04	-/-/-/-
69	Buck Rasmussen	DL	6-4	285	25	1	Nebraska-Omaha	FA-04	-/-/-/-
74	Billy Yates	G	6-2	305	24	1	Texas A&M	FA-04	-/-/-/-

## HEAD COACH: BILL BELICHICK

**ASSISTANTS:** Romeo Crennel, Defensive Coordinator; Brian Daboll, Wide Receivers; Jeff Davidson, Assistant Offensive Line/Tight Ends; Ivan Fears, Running Backs; Pepper Johnson, Defensive Line; Eric Mangini, Defensive Backs; Josh McDaniels, Quarterbacks; Matt Patricia, Coaching Assistant; Markus Paul, Assistant Strength and Conditioning; Dean Pees, Linebackers; Dante Scarnecchia, Assistant Head Coach/Offensive Line; Brad Seely, Special Teams; Cory Undlin, Coaching Assistant; Charlie Weis, Offensive Coordinator; Mike Woicik, Strength and Conditioning.



# INSIDE THE NUMBERS

## HOMELAND DEFENSE

**5.3**

The average number of points the Patriots defense has allowed in its last three home games.

**11.7**

The average number of points the Patriots have allowed through six games at Gillette Stadium this season.

**15.8**

The Patriots' average number of points allowed per game this season, ranking fifth in the NFL.

**34.0**

The number of sacks the Patriots have registered so far this season.

**49.5**

The number of sacks the Patriots will notch on the season if they continue at their current pace, the most since New England registered 48.0 sacks in 1986.

**4**

The Patriots' rank in the NFL in sacks per pass play.

**12**

The number of Patriots defenders who have registered at least one sack on the season.

**36.4**

The third down efficiency of Patriots opponents this season (52/143).

**249**

The total number of net yards the Patriots have allowed in their last two home games.

**5**

The number of games this season in which the Patriots have held opponents to fewer than 300 net yards.

**2**

The number of 100-yard rushers the Patriots have allowed this season.

**1,143**

The total number of rushing yards the Patriots have allowed opponents this season, just 22 yards more than Corey Dillon has registered by himself on the year.

## DILLON DOMINATES

**1,121**

The number of yards rushing Corey Dillon has gained so far this season, placing him fifth in the NFL and third in the AFC.

**7**

The number of seasons, out of the eight he has been in the league, in which Corey Dillon has reached 1,000 yards rushing.

**6**

The number of games this season in which Dillon has passed the century mark in rushing yards, establishing a career high.

**9**

The number of 100-yard games Curtis Martin recorded in 1995, establishing a Patriots record.

**4.8**

The average number of yards Dillon has gained per rushing attempt, tying him for fourth overall in the NFL (Ahman Green, GB; Fred Taylor, JAX) amongst players with 100 or more attempts, and tying him for second after Indianapolis' Edgerrin James in the AFC (Fred Taylor, JAX).

**1,681**

The number of rushing yards Dillon is on pace to record this season, a total that would top Curtis Martin's franchise-best season total of 1,487 yards in 1995.

**354**

The number of rushing attempts Dillon is on pace to record in 2004, which would place him second in Patriots' history for attempts in a season (Curtis Martin, 368 attempts, 1995) and would be the highest amount in his career (340 attempts, 2001).

## CONSECUTIVE STREAKS

**57**

Consecutive games in which Tom Brady has started at quarterback.

**36**

Consecutive victories when leading after three quarters.

**34**

Consecutive victories when scoring 21 or more points.

**29**

Consecutive victories when leading at halftime.

**20**

Consecutive victories when producing a positive turnover differential.

**21**

Consecutive field goals Adam Vinatieri has made.

**16**

Consecutive games in which the Patriots have scored first (19 games including playoffs).

**15**

Consecutive victories at Gillette Stadium (17 games including playoffs).

**13**

Consecutive games in which the Patriots have scored in the second quarter.

**9**

Consecutive wins against AFC East division opponents.

**7**

Consecutive overtime wins (8 games including playoffs).

**6**

Consecutive wins in domed stadiums (8 games including playoffs).

**5**

Consecutive wins against NFC teams (6 games including playoffs).

**4**

Consecutive games won overall.

**231**

Consecutive Patriots games televised locally, including preseason, regular-season and postseason games

**112**

Consecutive sellouts in Foxborough, including preseason, regular-season and postseason games

NOTE: All of the above streaks include regular-season games only, unless noted.

## THE KRAFT ERA

**80-34**

The Patriots record at home since 1994, including preseason, regular-season and postseason games.

**21-3**

The Patriots' record at Gillette Stadium, including regular-season and postseason games (.875 win pct).

**118-66**

The Patriots' record in preseason, regular-season and postseason games since 1996 (.641 win pct).

**87-52**

The Patriots' regular-season record since 1996 (.626 win pct).

**9-3**

The Patriots' postseason record since 1996 (.750 win pct).

## THIRD-DOWN DOMINANCE

**45.1**

The Patriots offensive third-down conversion rate this season (65 conversions in 144 attempts).

**1980**

The last season in which the Patriots had a third-down conversion rate better than 45.1 percent (That team finished the season at 46.7 percent).