



Gillette Stadium ★ One Patriot Place ★ Foxborough, MA 02035 ★ 508.384.9105 ★ Fax: 508.543.9053 ★ www.patriots.com ★ <http://media.patriots.com>

PATRIOTS CLOSE OUT 2005 REGULAR SEASON VS. MIAMI

MEDIA SCHEDULE

TUESDAY, DECEMBER 27

Players Off – No Media Availability

WEDNESDAY, DECEMBER 28

11:45 – 12:15 p.m. Coach Belichick Press Conf.
(in Media Workroom)
12:15 p.m. 12th Player Award Presentation
12:15 – 1:00 p.m. Open Locker Room
1:20 – 1:40 p.m. Nick Saban Conference Call
1:40 – 2:00 p.m. Jason Taylor Conference Call

THURSDAY, DECEMBER 29

10:45 – 11:10 a.m. Coach Belichick Press Conf.
(in Media Workroom)
11:10 – 11:55 a.m. Open Locker Room
11:45 – 11:55 a.m. Tom Brady Media Availability
Approx. 12:30 p.m. Media Availability at Practice

FRIDAY, DECEMBER 30

10:30 – 11:00 a.m. Coach Belichick Press Conf.
(in Media Workroom)
11:00 – 11:45 a.m. Open Locker Room
Approx. 12:00 p.m. Media Availability at Practice

SATURDAY, DECEMBER 31

7:30 – 8:30 p.m. Media Availability at Patriots
1985 Alumni Reception

SUNDAY, JANUARY 1

1:00 p.m. Patriots vs. Miami Dolphins

2005 PATRIOTS SCHEDULE

Thurs., Sept. 8	Oakland	W	30-20
Sun., Sept. 18	at Carolina	L	17-27
Sun., Sept. 25	at Pittsburgh	W	23-20
Sun., Oct. 2	San Diego	L	17-41
Sun., Oct. 9	at Atlanta	W	31-28
Sun., Oct. 16	at Denver	L	20-28
Sun., Oct. 23	BYE WEEK		
Sun., Oct. 30	Buffalo	W	21-16
Mon., Nov. 7	Indianapolis	L	21-40
Sun., Nov. 13	at Miami	W	23-16
Sun., Nov. 20	New Orleans	W	24-17
Sun., Nov. 27	at Kansas City	L	16-26
Sun., Dec. 4	N.Y. Jets	W	16-3
Sun., Dec. 11	at Buffalo	W	35-7
Sat., Dec. 17	Tampa Bay	W	28-0
Mon., Dec. 26	at N.Y. Jets	W	31-21
Sun., Jan. 1	Miami	1:00	CBS

AFC STANDINGS

(Seed) Team	W	L	T	Pct.	PF	PA
(1) Indianapolis*	13	2	0	.867	422	234
(2) Denver@	12	3	0	.800	372	251
(3) Cincinnati^	11	4	0	.733	418	313
(4) New England^	10	5	0	.667	353	310
(5) Jacksonville%	11	4	0	.733	321	256
(6) Pittsburgh	10	5	0	.667	354	237
Kansas City	9	6	0	.600	366	322

*-Clinched division title, first-round bye and homefield advantage

@-Clinched division title and first-round bye

^-Clinched division title (will be either third or fourth seed)

%-Clinched playoff berth as a wild card team

NEW ENGLAND PATRIOTS (10-5) vs. MIAMI DOLPHINS (8-7)

Sunday, January 1, 2006 ★ Gillette Stadium (68,756) ★ 1:00 p.m. EST

The Patriots will close out the regular season when the Miami Dolphins visit Foxborough on New Year's Day. Miami looks to pose a potent challenge for the Patriots as they gear up for the playoffs. The Dolphins have won five straight games – running up the longest current winning streak in the AFC. The Patriots will try to continue a success streak of their own (four straight wins and six victories in their last seven games) as they hope to maintain momentum heading into the postseason.

BROADCAST INFORMATION

TELEVISION: This week's game will be broadcast to a regional audience by CBS and can be seen in Boston on WBZ Channel 4. **Kevin Harlan** will handle play-by-play duties and will be joined by analyst **Randy Cross**.

RADIO: WBCN 104.1 FM is the flagship station for the Patriots Rock Radio Network. A complete listing of the network's 36 stations can be found in this press release. Play-by-play broadcaster **Gil Santos** is in his 29th season as the voice of the Patriots and will call the action along with Patriots Hall of Famer **Gino Cappelletti**. Santos and Cappelletti are celebrating their 22nd season as a broadcast tandem.

PATRIOTS TO CELEBRATE 20th ANNIVERSARY OF 1985 AFC TITLE

In a halftime ceremony during this week's game, the Patriots will honor their 1985 team – the squad that brought New England its first conference championship. More than 40 members of that team will return to Foxborough to give Patriots fans another chance to join them in celebrating the historic accomplishment. It was nearly 20 years ago, on Jan. 12, 1986, that the Patriots defeated the Dolphins in Miami, 31-14, to win the AFC Championship and advance to the Super Bowl for the first time. At the time, it was considered the franchise's greatest victory and remains one of the most memorable moments in team history. This week, Patriots fans will get to relive those memories with the players and coaches who provided them nearly 20 years ago.

PLAYOFF POSSIBILITIES

New England Patriots ★ 2005 AFC East Champions

The Patriots have clinched the 2005 AFC East title and have won three straight division championships for the first time in team history. New England will host a playoff game during the weekend of Jan. 7-8. If the Patriots defeat the Dolphins on Sunday and the Cincinnati Bengals lose on the road to the Kansas City Chiefs, New England will claim the third seed in the AFC playoffs and will host the AFC's sixth seed in the first round (either Pittsburgh or Kansas City). In that scenario, both the Patriots and Bengals would both finish 11-5, but the Patriots would claim the higher seed based on a better conference record (8-4 to 7-5). If the Patriots lose to the Dolphins or the Bengals beat the Chiefs, then New England will be seeded fourth in the AFC playoffs and will host the Jacksonville Jaguars, who have clinched the fifth seed.

HOT WHEN IT'S COLD

The weather may turn cold late in the NFL season, but in recent years the Patriots have remained red hot. New England has historically responded well to the cold, compiling a 20-1 record since 1993 when the temperature is 34 degrees or less. And when it gets even colder the Patriots get even better – they're 14-0 since 1993 when it's 30 degrees or less. New England has also won 15 straight games when it's been 35 degrees or less. Additionally, quarterback Tom Brady has been perfect in cold conditions, going 20-0 as a starter when the kickoff temperature is below 40 degrees.

MEDIA RELATIONS CONTACTS

Stacey James.....Exec. Director of Media Relations.....staceyj@patriots.com . 508-384-9105

Casey O'Connell...Asst. Director of Media Relationscaseyo@patriots.com . 508-384-9111

Michelle Murphy...Media Relations Coordinator.....michelle@patriots.com . 508-384-9119

Jared Puffer.....Media Relations Assistant.....jaredp@patriots.com . 508-384-9195



THREE-TIME SUPER BOWL CHAMPIONS






PATRIOTS VS. DOLPHINS

SERIES HISTORY

The New England Patriots and Miami Dolphins will meet for the 81st time in their history in their 40th year as division foes. The Patriots have won five of the last six matchups between the teams, including the last four games in Foxborough. The Patriots defeated the Dolphins in Miami on Nov. 13, 2005, with a late touchdown to overcome a 1-point deficit and claim a 23-16 victory. New England trails in the overall series, 46-34 including the postseason. With a victory, New England would sweep the season series with the Dolphins for the first time since 2003 and for just the sixth time since the teams began squaring off in 1966. The last time Miami visited Gillette Stadium was on Oct. 10, 2004, a game in which the Patriots set the all-time pro football record with their 19th consecutive victory. The Patriots are 8-2 in their last 10 home games against Miami, dating back to the 1996 season.



A listing of the results of the first 79 games between the Patriots and Dolphins can be found on page 362 of the 2005 Patriots Media Guide. In addition to those games, the Patriots defeated the Dolphins 23-16 in Miami on Nov. 13, 2005.

SERIES TRENDS

Miami 45, New England 32

(Not including New England 2, Miami 1 in Playoffs)

Record in New England 22-15 (1-0 in playoffs)

Record in Foxborough 20-12 (1-0)

Record in Boston 2-2

Record in Miami 8-30 (1-1 in playoffs)

Record at Dolphins / Pro Player / Joe Robbie Stadium 6-13

Record at Orange Bowl 2-17 (1-1)

Record in Tampa* 1-0

Total Points in the Series..... Patriots 1,556, Dolphins 1,763

Seasonal Sweeps..... Patriots 5, Dolphins 13

Seasonal Splits 20 (Most recent 2004)

Bill Belichick vs. Miami 6-7 (6-5 with New England)

Nick Saban vs. New England..... 0-1

*-A Miami home game was played in Tampa in 1969

TALE OF THE TAPE

2005 Regular Season	New England	Miami
Record	10-5	8-7
Divisional Standings	1st	2nd
Total Yards Gained	5,373	4,820
Total Offense (Rank)	358.2 (7)	321.3 (15)
Rush Offense	97.1 (20)	116.7 (13)
Pass Offense	261.1 (2)	204.7 (18)
Points Per Game	23.5 (9)	19.3 (T-17)
Total Yards Allowed	4,905	4,819
Total Defense	327.0 (24)	312.3 (20)
Rush Defense	95.5 (4)	114.4 (19)
Pass Defense	231.5 (28)	206.9 (19)
Points Allowed/Game	20.7 (T-17)	19.4 (14)
Touchdowns Scored/Allowed	43/36	32/32
Passing TD/INT	25/14	21/16
Possession Avg.	30:53	26:42
Sacks Allowed/Yards Lost	27/201	24/149
Sacks Made/Yards	31/214	48/374
Interceptions By	10	13
Penalties Against/Yards	104/876	123/978
Punts/Avg.	73/44.7	85/43.2
Turnover Differential	-5	Even

CONNECTIONS

- Patriots Head Coach **Bill Belichick** hired **Nick Saban** as his defensive coordinator when Belichick was the head coach of the Cleveland Browns in 1991. The pair worked together with the Browns for four seasons from 1991-94, and the 1994 Browns allowed an average of 12.8 points per game.
- While serving as the head coach at Louisiana State University from 2000-04, Dolphins Head Coach **Nick Saban** coached two players on the Patriots active roster: defensive lineman **Jarvis Green** and defensive end **Marquise Hill**.
- Patriots wide receivers coach **Brian Daboll**, quarterbacks coach **Josh McDaniels** and linebackers coach **Dean Pees** were all on Head Coach **Nick Saban's** staff at Michigan State. Pees was the defensive coordinator on Saban's staff from 1995-97, Daboll was a graduate assistant from 1998-99 and McDaniels was a graduate assistant in 1999. Pees was also the defensive coordinator on Saban's staff at Toledo in 1990.
- Patriots linebacker **Larry Izzo** was originally signed by the Miami Dolphins as a rookie free agent. In his five seasons with the team he appeared in 61 games and recorded 95 special teams tackles. He was named to the Pro Bowl following the 2000 season with the Dolphins.
- Patriots fullback **Heath Evans** played in the first six games of the 2005 season for the Dolphins and earned two starts. He was signed by the Patriots on Nov. 1, 2005. Evans is a native of West Palm Beach, Fla.
- Patriots cornerback **Asante Samuel** is originally from Ft. Lauderdale, Fla., and attended Central Florida. He played quarterback, defensive back, kicker and punter on Boyd Anderson (Lauderdale Lake, Fla.) High School's football team.
- Dolphins defensive tackle **Keith Traylor** played for the Patriots in 2004, starting 10 of 16 games at nose tackle.
- Patriots assistant secondary coach **Joel Collier** was a member of the Dolphins coaching staff for 11 seasons prior to joining the Patriots for the 2005 season. Collier served as Miami's defensive staff assistant from 1994-97, then was the team's running backs coach from 1998-2004.
- Patriots running back **Patrick Pass** and defensive lineman **Richard Seymour** were teammates of Dolphins tight end **Randy McMichael** at the University of Georgia.
- Patriots rookie defensive lineman **Vince Wilfork** was a standout defensive tackle at the University of Miami, where he recorded 148 tackles and 14 sacks from 2001-2003.
- Patriots defensive lineman **Marquise Hill's** position coach at Louisiana State in his senior year of 2003 was Dolphins assistant defensive line coach **Travis Jones**.
- Patriots defensive lineman **Marquise Hill** played under Dolphins assistant head coach/defense **Will Muschamp** when he was the defensive coordinator for Louisiana State from 2002-03.
- Patriots wide receiver **Deion Branch's** offensive coordinator at the University of Louisville from 1999-2001 was Dolphins offensive coordinator **Scott Linehan**.
- Patriots strength and conditioning coach **Mike Woicik** held the same position for the New Orleans Saints from 1997-99, while Miami offensive quality control coach **Judd Garrett** was an offensive assistant for the Saints during the same time period.
- Dolphins defensive quality control coach **Glenn Pires** is a native of New Bedford, Mass., and was a four-year letterman at Springfield (Mass.) College from 1976-79. Pires began his coaching career as an assistant coach at Melrose (Mass.) High School in 1980.
- Dolphins coordinator of football operations/assistant to the head coach **Scott O'Brien** was hired by Patriots Head Coach **Bill Belichick** as the special teams coach for the Cleveland Browns in 1991. O'Brien was the special teams coach on Belichick's staff from 1991-94.



THREE-TIME SUPER BOWL CHAMPIONS





PATRIOTS VS. DOLPHINS

BEAST OF THE EAST

New England has won 15 of its last 16 divisional games and owns the best record among AFC East teams in division games since the beginning of the 2001 season (25-6). The New York Jets and Miami Dolphins rank second with a 14-17 record. Buffalo has a 10-21 record. In their last 28 divisional games, the Patriots are 24-4.

SOLID PLAY IN JANUARY

The Patriots will play a regular-season game in the month of January for the sixth time in team history and have won all five of their previous regular-season games in the month. The Patriots will play their regular season finale in January for the second consecutive season. Including the playoffs, the Patriots have won each of their last nine games in the month of January, dating back to the 1999 season finale.

REGULAR-SEASON GAMES IN JANUARY (5-0)

Date	Opponent	W/L	Score	Stadium
01/02/05	San Francisco	W	21-7	Gillette Stadium
01/06/02	at Carolina	W	38-6	Ericsson Stadium
01/02/00	Baltimore	W	20-3	Foxboro Stadium
01/02/94	Miami	W ot	33-27	Foxboro Stadium
01/02/83	Buffalo	W	30-19	Schaefer Stadium

PASSING PERFORMANCES

Tom Brady is scheduled to start at quarterback against Miami for the 10th time. Brady and the Patriots have taken all four of the meetings in Foxborough, while the Dolphins have taken three of the five battles in Miami.

Tom Brady vs. Miami Dolphins (6-3)

Date	A	C	Yd	%	TD	I	Rating	W/L	Score
10/07/01	24	12	86	.500	0	0	58.7	L	10-30
12/22/01	19	11	108	.579	1	0	91.6	W	20-13
10/06/02	31	17	240	.548	2	2	74.7	L	13-26
12/29/02	44	25	221	.568	1	1	68.5	W	27-24
10/19/03	34	24	283	.706	2	0	115.2	W	19-13
12/07/03	31	16	163	.516	0	0	67.0	W	12-0
10/10/04	19	7	76	.368	2	1	62.6	W	24-10
12/20/04	29	18	171	.621	3	4	73.3	L	28-29
11/13/05	36	21	275	.583	2	2	77.9	W	23-16
Totals	267	151	1663	.566	13	10	75.8	6-3	

Gus Frerotte vs. New England (1-1)

10/13/96	33	18	280	.545	1	0	93.0	W	27-22
11/13/05	47	25	360	.532	2	1	83.6	L	16-23
Totals	80	43	640	.538	3	1	87.5	1-1	

SOLID DOWN THE STRETCH

Over the last four seasons, the Patriots have stepped things up a notch as the calendar has flipped to November. Since 2001, New England has done a remarkable job of finishing the season strong, compiling a 45-7 (.865) record after Nov. 1, including playoff games. In fact, since the 2003 season, the Patriots are 28-3 (.903) in games played in November or later, and New England has won 29 of its last 32 games post-Nov. 1. Their record in such games is the best in the NFL since 2001.

PATRIOTS BEFORE AND AFTER NOV. 1, SINCE 2001

Season	Pre-11/1	Post-11/1	Totals
2001.....	3-4.....	11-1.....	14-5*
2002.....	3-4.....	6-3.....	9-7
2003.....	6-2.....	11-0.....	17-2*
2004.....	6-1.....	11-1.....	17-2*
2005.....	4-3.....	6-2.....	10-5
Totals	22-14 (.611)	45-7 (.865)	67-21

*Includes Playoffs

NFL'S BEST RECORDS AFTER NOVEMBER 1, SINCE 2001

Team	W	L	T	Pct.
New England Patriots	45	7	0	.865
Pittsburgh Steelers	35	15	1	.696
Philadelphia Eagles	37	18	0	.673
Indianapolis Colts	32	19	0	.627

THE LAST TIME:

PATRIOTS 23, DOLPHINS 16

November 13, 2005 ★ Dolphins Stadium (Att: 73,405)

	1	2	3	4	Final
New England Patriots	0	3	9	11	— 23
Miami Dolphins	0	7	0	9	— 16

The Patriots were victorious over the Dolphins in Miami for just the second time since 1997 when they produced a fourth-quarter comeback to take a 23-16 victory home from the Sunshine State. After Miami scored a touchdown to take a 16-15 lead with less than three minutes to play, Tom Brady connected on two big passes, a 59-yard bomb to Tim Dwight and a 17-yard touchdown to Benjamin Watson, with a subsequent 2-point conversion run by Heath Evans giving New England a 7-point cushion with 2:16 left. New England's defense proceeded to make a last-minute stand to preserve the victory, as it kept Miami out of the end zone after the Dolphins had gained a first-and-goal from the 5-yard line with 58 seconds left, preserving the victory and maintaining New England's lead atop the AFC East.

On offense, Brady completed 12 of 36 passes for 275 yards and two touchdowns, both to tight end Watson. Fullback Heath Evans led the Patriots' rushing attack with a career-high 17 rushes for a career-high 84 yards. Deion Branch paced the Patriots receiving corps with five catches for 82 yards, while Dwight added 70 yards on three catches.

Defensively, rookie cornerback Ellis Hobbs made a career-high eight tackles and notched his first career interception and deflected four passes while also recovering a fumble forced by Rosevelt Colvin. Both turnovers resulted in field goals by Adam Vinatieri, who was a perfect 3-for-3 on the afternoon. New England's defense held Miami's rushing attack to 77 yards on 25 carries, while Ricky Williams gained just 13 yards on 11 rushes.

LATE-SEASON SUCCESS

The Patriots have not lost a game played after Christmas Day since the 1999 season, when they dropped a 13-10 decision in overtime at Buffalo on Dec. 26, 1999. Since then, they are 16-0 in games played later than Dec. 25 (including 9-0 in the playoffs). Since 2001, the Patriots are 31-4 (.886) in games played after Thanksgiving Day.

THIS WEEK IN PATRIOTS HISTORY

December 27 – January 1

Dec. 28, 1963 – In the first playoff game in team history, the Boston Patriots defeated the Buffalo Bills 26-8 in an AFL divisional playoff game in Buffalo. Boston advanced to the AFL championship, where it fell to San Diego.

Dec. 31, 1978 – The Patriots hosted a playoff game for the first time in team history, but fell to the Houston Oilers, 31-14, in a divisional playoff matchup.

Dec. 28, 1985 – The Patriots scored the first playoff victory in team history with a 26-14 victory over the New York Jets in an AFC wild card game at Giants Stadium.

Jan. 1, 1995 – The Patriots broke an 8-year playoff drought when they played in a wild-card game against the Cleveland Browns at Cleveland Stadium. New England closed out Robert Kraft's first season of ownership with seven straight wins to return to the playoffs, where the Browns claimed a 20-13 victory. Before this week's game, that playoff clash was the only time the Patriots had played on New Year's Day.

Dec. 27, 2003 – The Patriots defeated the Buffalo Bills 31-0 to close out the year with a 14-2 record and the top seed in the AFC playoffs. The victory provided perfect symmetry to the season, as New England had lost to the Bills by the same score in the season opener in Buffalo.



THREE-TIME SUPER BOWL CHAMPIONS





LAST WEEK: PATRIOTS 31, JETS 21

PATRIOTS 31, JETS 21

December 26, 2005 ★ Giants Stadium (Att: 77,569)

	1	2	3	4	Final
New England Patriots	7	14	7	3	— 31
New York Jets	7	0	0	14	— 21

The Patriots improved to 10-5 with a 31-21 victory over the New York Jets on the final ABC broadcast of Monday Night Football. The game featured two touchdown receptions by linebacker turned goal line tight end Mike Vrabel. Corey Dillon also scored two touchdowns as the Patriots dominated the time of possession, holding the ball for more than 43 minutes of the 60-minute contest.

The Patriots opened the scoring when Tom Brady hit Vrabel on a 1-yard touchdown pass to complete an 8-minute first quarter drive. The Jets tied the score just over a minute later when New York cornerback Ty Law intercepted Brady and returned the pick 74 yards for a touchdown.

New England took a 14-7 lead in the second quarter when Brady again hit Vrabel on a goal-line touchdown pass. Vrabel's second score completed a 7-minute drive. After a 1-yard touchdown plunge by Corey Dillon, the Patriots took a 21-7 lead into halftime.

The third quarter featured just one possession by each team, as the Patriots opened the quarter with a 15-play, 9-minute drive capped by Dillon's second 1-yard touchdown to make the score 28-7.

The Jets opened the scoring in the fourth quarter, closing the gap to 28-14 on an 11-yard touchdown pass from Brooks Bollinger to Laveranues Coles. The Patriots countered with an Adam Vinatieri field goal to make the score 31-14. Late in the fourth quarter, both starting quarterbacks left the game and backups Doug Flutie and Vinny Testaverde became the first pair of quarterbacks over the age of 40 to throw a pass in a single game. After a Flutie fumble was recovered by the Jets, Testaverde hit Coles on a 27-yard touchdown, leaving the final score 31-21 in favor of New England.

FRANCHISE RECORD REACHES .500

Following the victory over the Jets, the Patriots' all-time record stands at 354-354-9 (including playoffs), reaching the .500 mark for the first time since 1969. Prior to the victory over New York, the last time the Patriots' overall record was at .500 was entering a game on Sept. 21, 1969 against Kansas City, when the franchise's overall mark was 60-60-9. During Robert Kraft's first season of ownership in 1994, the Patriots' overall record bottomed out at 54 games below .500 (228-282-9). The low point was reached on Nov. 6, 1994 following a 13-6 loss to Cleveland (to a Browns team coached by Bill Belichick), which dropped the Patriots to 3-6 in the 1994 season. Kraft has since transformed that team into a model NFL franchise that has won more Super Bowls (3), conference titles (4) and playoff games (12) than any other NFL team since 1994. The Patriots are now 51 games above .500 in the Kraft era, compiling a 129-78-0 record.

COREY SCORES

Corey Dillon scored two touchdowns for the second consecutive week, reaching the end zone on 1-yard runs in the second and third quarters. Dillon leads the team with 13 touchdowns (12 rushing, 1 receiving). He has tied his career high (2004) for total touchdowns (13) and rushing touchdowns (12). His 13 total touchdowns are tied for third place on the Patriots' all-time single-season list, and his 12 rushing touchdowns are also tied for third on the all-time list. Dillon now has 69 career rushing touchdowns. Dillon has 24 rushing scores and two receiving scores since joining the Patriots prior to the 2004 season, and has scored 26 touchdowns in 27 regular-season games with New England. Dillon's 24 rushing touchdowns as a Patriot rank sixth in franchise history.

TEN VICTORIES

The Patriots' 2005 record stands at 10-5, marking the seventh double-digit victory total in the 12 seasons that Robert Kraft has owned the team. The Patriots franchise has recorded 13 double-digit victory seasons in its 46-year history. New England has now recorded 10 or more victories in a franchise-record three straight seasons, and has achieved the feat four times in the last five years.

TWO TOUCHDOWNS FOR VRABEL

Linebacker Mike Vrabel caught two touchdown passes in the first half, giving him four touchdowns this season – three on offense and one via an interception return. His four total touchdowns tie him with Deion Branch for second on the team (Corey Dillon, 13). His three receiving touchdowns are also tied for second on the team with Benjamin Watson and Daniel Graham (Branch, 4). Vrabel, who also scored on a 1-yard grab against New Orleans on Nov. 20, now has eight career receptions – all for touchdowns. His career receiving exploits include six regular-season touchdown receptions and two scoring catches in the playoffs (one each in Super Bowls XXXVIII and XXXIX). Vrabel's three touchdown catches this season sets a regular-season career high, besting his two scoring grabs last regular season. Vrabel also added a 10-yard sack from his normal position of inside linebacker.

BRADY REACHES 4,000 YARDS

With his 22-yard completion to Deion Branch in the third quarter, Tom Brady became the second player in Patriots history to pass for more than 4,000 yards in a season. That completion gave him 4,004 yards on the year. Brady has produced the third 4,000-yard season in franchise history, joining Drew Bledsoe's franchise-record 4,555 yards in 1994 and Bledsoe's total of 4,086 yards in 1996. Brady leads the league with 4,073 yards, a single-season career high total.

QUICK HITS

- The Patriots did not allow the Jets to gain a first down in the first half, as New York gained only 28 total net yards (21 rushing, 7 passing). New York's initial first down of the game came via penalty with 5:17 left in the third quarter.
- The Patriots allowed just 12 total yards in the first quarter – nine rushing and three receiving.
- New England held a 21-7 halftime lead and is now 49-2 since 2001 when leading at the half (including a 7-0 playoff mark).
- New England has won six straight games against the Jets and eight of its last nine contests against New York.

GIVENS CAREER HIGH

With his nine-yard reception in the second quarter, David Givens set a new single-season career high for receptions. That catch was his 57th grab of the year and eclipsed his previous career high total of 56 grabs set in 2004. Givens becomes the second Patriots wide receiver to set a career high receptions total. Deion Branch finished the Jets game with 76 receptions, the highest total for a Patriot since Troy Brown grabbed 97 passes in 2002.

ASANTE SAMUEL

Asante Samuel recorded his third interception of the season when he grabbed a Brooks Bollinger pass in the first quarter. Samuel's three interceptions tie him with Ellis Hobbs for the team lead. The three picks set a new career high for Samuel, whose previous career best was two interceptions as a rookie in 2003.



THREE-TIME SUPER BOWL CHAMPIONS



Gillette STADIUM™

HOME OF THE THREE-TIME SUPER BOWL CHAMPIONS

Overall record at Gillette Stadium: 29-5



The Patriots and their fans at Gillette Stadium have established one of the biggest home-field advantages in the country. Since its Grand Opening on Sept. 9, 2002, the Patriots have compiled a 29-5 record at their privately financed, state-of-the-art stadium. Patriots fans have embraced the team's new home with unprecedented fervor, using the most fan-friendly venue in the region to express their passion for the Patriots and spur the team on to unparalleled success. In the three-plus seasons that New England has called Gillette Stadium home, the Patriots have won two AFC East titles, hosted the second AFC Championship Game in franchise history and are 3-0 in home playoff games.

HOME SWEET HOME

The Patriots have recorded a 29-5 (.853) all-time record at Gillette Stadium, including regular-season and postseason games. New England has won 25 of its last 27 regular-season and postseason contests at home.

HOMELAND DEFENSE

New England's .853 home winning percentage is the highest of any NFL team since Gillette Stadium opened in time for the 2002 season. The Patriots achieved perfect 8-0 regular-season home records in 2003 and 2004 and have also notched a 3-0 home playoff record at Gillette Stadium. New England won a franchise-record 21 consecutive home games between 2002 and 2005. Below is a list of the NFL's top home records (including regular-season and playoff games) since the Patriots moved into Gillette Stadium in time for the 2002 season.

TOP NFL HOME RECORDS SINCE 2002

Team	W	L	T	Pct.	PF	PA
NE	29	5	0	.853	782	533
DEN	25	7	0	.781	828	568
IND	25	8	0	.758	953	622
KC	24	8	0	.750	1017	655
PHI	27	10	0	.730	851	627
SEA	24	9	0	.727	863	630

NOTE: Records include regular-season and playoff games

HOME WINNING STREAK: 21 GAMES

The Patriots set a team record with 21 consecutive home victories from Dec. 29, 2002 to Sept. 8, 2005. The streak extended into parts of four seasons and lasted more than two-and-a-half years.

FOXBOROUGH NOT FRIENDLY TO OPPOSING KICKERS

Since Gillette Stadium opened in 2002, it has been the toughest place in the NFL for opposing kickers to be successful. Opposing kickers have a lower success rate at Gillette Stadium than any other NFL venue since the Patriots' home opened in 2002. Despite the inhospitable kicking conditions, Patriots kicker Adam Vinatieri has thrived, hitting nearly 20 percent more of his boots than Patriots opponents, including nearly 25 percent more of his kicks from 30-plus yards.

FIELD GOAL PERCENTAGE AT GILLETTE STADIUM

	Overall			From 30+ Yards		
	FGM	FGA	PCT	FGM	FGA	PCT
Adam Vinatieri	59	71	83.1	33	44	75.0
Patriots Opponents	38	57	66.7	23	42	54.8

LOWEST OVERALL OPPONENTS FIELD GOAL PCT. SINCE 2002

Team	Stadium	GP	FGM	FGA	PCT
New England Patriots	Gillette Stadium	34	38	57	66.67
Green Bay Packers	Lambeau Field	34	45	66	68.18
Carolina Panthers	Bank of America Stadium	33	41	58	70.69
Washington Redskins	FedEx Field	32	39	55	70.91
Arizona Cardinals	Sun Devil Stadium	32	37	50	74.00
Chicago Bears	Soldier Field	24	35	47	74.47
Jacksonville Jaguars	Alltel Stadium	31	41	55	74.55
Seattle Seahawks	Qwest Field	33	49	65	75.38

LOWEST OPPONENTS FIELD GOAL PCT. FROM 30+ YARDS SINCE 2002

Team	Stadium	GP	FGM	FGA	PCT
New England Patriots	Gillette Stadium	34	23	42	54.76
Green Bay Packers	Lambeau Field	34	26	44	59.09
Arizona Cardinals	Sun Devil Stadium	32	19	32	59.38
Philadelphia Eagles	Lincoln Financial Field	27	17	27	62.96
Washington Redskins	FedEx Field	32	26	41	63.41
Tennessee Titans	The Coliseum	33	23	36	63.89
San Diego Chargers	Qualcomm Stadium	32	25	38	65.79
Chicago Bears	Soldier Field	24	24	36	66.67
Carolina Panthers	Bank of America Stadium	33	28	42	66.67

NOTE: All statistics include regular-season and playoff games.

Chicago's Soldier Field was not used in 2002 due to renovations. Philadelphia's Lincoln Financial Field opened in 2003.



THREE-TIME SUPER BOWL CHAMPIONS





ROBERT KRAFT: BUILDING SUCCESS

Since Robert Kraft purchased the team in 1994, the Patriots have experienced one of the most dramatic turnarounds in the history of sports. Now in his 12th season of ownership, Kraft has transformed one of the league's least successful clubs into what many observers view as a model NFL franchise. In the five seasons immediately preceding his purchase (1989-93), the Patriots were a moribund team, winning just 19 of 80 games (.311 pct.) and recording the worst record in the NFL over that span. When he bought the franchise on Jan. 21, 1994, Kraft announced his intention to bring a championship to New England, a tall order considering the team's previous success rate. But under Kraft's leadership, the Patriots have won six division titles, four conference crowns and three Super Bowl championships. **Since Kraft took ownership, the Patriots are 12-4 in the playoffs and have won more Super Bowl championships than any other team in the NFL.**



	Pre-Kraft 1960-93	1989-93	Kraft Era 1994-05
Overall Record	225-276-9	19-61	129-78
Winning Pct.	.450	.311	.623
Super Bowl Titles	0	0	3
Conference Titles	1	0	4
Division Titles	3	0	6*
Playoff Seasons	5	0	8*
Playoff Record	4-6	--	12-4
Home Playoff Games	1	0	7
Home Playoff Record	0-1	--	7-0

*-Including 2005 season

A CHAMPIONSHIP TRADITION

The Patriots are the only team from North America's four major professional sports leagues to have won three titles since 2001. Additionally, the Patriots trail only the New York Yankees in having won three titles in the period since Robert Kraft purchased the team, and their four championship game appearances over that span also rank behind just the Yankees.

MULTIPLE LEAGUE CHAMPIONSHIPS SINCE 2001

Team	League	Titles
New England Patriots	NFL	3
Los Angeles Lakers	NBA	2

LEAGUE CHAMPIONSHIPS SINCE 1994

Team	League	Titles
New York Yankees	MLB	4
New England Patriots	NFL	3
Los Angeles Lakers	NBA	3
Chicago Bulls	NBA	3
Detroit Red Wings	NHL	3

CHAMPIONSHIP GAME/SERIES APPEARANCES SINCE 1994

Team	League	Appearances
New York Yankees	MLB	6
New England Patriots	NFL	4
Los Angeles Lakers	NBA	4
Detroit Red Wings	NHL	4

SELLOUT STREAK

In the early 1990s, the Patriots franchise appeared destined for relocation until Robert Kraft's purchase of the team rejuvenated local interest. In 1991, the team's season ticket base consisted of just 17,635 fans, barely enough to support the club. Eleven years later, the season-ticket base stands at a capped total of 61,759 and more than 50,000 fans are on a waiting list. The Patriots have sold out 124 consecutive home games (dating back to the 1994 regular-season opener) including regular-season, preseason and playoff games. Patriots fans in New England have never been faced with a TV blackout under Kraft's ownership.

SUCCESS STORY

Since Robert Kraft purchased the team in 1994, the Patriots have been one of the NFL's elite teams. Over the first 11-plus years of Kraft's ownership, the Patriots own the second highest win total among all NFL teams – a remarkable record considering the fact that the Patriots were a combined 19-61 (.311) in the four years immediately preceding the purchase. Since 2001, the Patriots have been the top team in the NFL, compiling a 67-21 record.

SINCE ROBERT KRAFT PURCHASED THE TEAM IN 1994...

TOTAL VICTORIES (Incl. Postseason)

Green Bay Packers	131
New England Patriots	129
Pittsburgh Steelers	128
Denver Broncos	127

OVERALL WINNING PERCENTAGE (Incl. Postseason)

Team	W	L	T	Pct.
Denver Broncos	127	75	0	.629
Green Bay Packers	131	78	0	.627
Pittsburgh Steelers	128	77	1	.6238
New England Patriots	129	78	0	.6232
Kansas City Chiefs	110	85	0	.564
Indianapolis Colts	113	90	0	.557
Minnesota Vikings	113	90	0	.557
Philadelphia Eagles	114	91	1	.556
Miami Dolphins	112	90	0	.554

SUPER BOWL CHAMPIONSHIPS

New England Patriots	3
Denver Broncos	2
6 Teams	1

CONFERENCE CHAMPIONSHIPS

New England Patriots	4
Denver Broncos	2
Green Bay Packers	2
St. Louis Rams	2
12 Teams	1

PLAYOFF VICTORIES

New England Patriots	12
Green Bay Packers	10
Pittsburgh Steelers	8
Philadelphia Eagles	8
Denver Broncos	7
San Francisco 49ers	7

PLAYOFF GAMES PLAYED

Green Bay Packers	18
New England Patriots	16
Pittsburgh Steelers	15
Philadelphia Eagles	15
San Francisco 49ers	13

PLAYOFF SEASONS

Green Bay Packers	9
New England Patriots	8*
Indianapolis Colts	8*
Denver Broncos	7*
Miami Dolphins	7
Minnesota Vikings	7
Philadelphia Eagles	7
Pittsburgh Steelers	7
San Francisco 49ers	7

*-Includes 2005 season

PLAYOFF WINNING PERCENTAGE

Team	W	L	Pct.
New England Patriots	12	4	.750
Baltimore Ravens	5	2	.714
Carolina Panthers	4	2	.667
Denver Broncos	7	4	.636
St. Louis/L.A. Rams	6	4	.600

SINCE ROBERT KRAFT PURCHASED THE TEAM IN 1994...

SINCE ROBERT KRAFT PURCHASED THE TEAM IN 1994...



THREE-TIME SUPER BOWL CHAMPIONS





BILL BELICHICK: THE HEAD COACH

THE HEAD COACH

BILL BELICHICK

Overall Record: 109-77 (.586)

Regular Season: 99-76 (.566)

Postseason: 10-1 (.909)

With Patriots overall: 72-32 (.692)

Overall since 2001: 67-21 (.761)

Super Bowl Titles: 5 (86, 90, 01, 03, 04)

Conf. Titles: 6 (86, 90, 96, 01, 03, 04)

Division Titles: 11 (75, 78, 86, 89, 90, 96, 98, 01, 03, 04, 05)



Bill Belichick is now in his 31st season as an NFL coach and is the only head coach in NFL history to win three Super Bowl titles in a four-year span. He has led the Patriots to three consecutive AFC East titles and has directed four division championships in the last five seasons, including 2005. Belichick owns the best postseason record in NFL history and is the winningest NFL head coach since 2001. In 2004, he directed the Patriots to their second consecutive Super Bowl title on the heels of a 14-win campaign. From 2003-04 his teams set the all-time pro football record with 21 consecutive victories. Belichick has spent more seasons in the league than any other current NFL head coach, and in that time has been a part of five Super Bowl championship teams. His overall record of 72-32 with the Patriots gives him the most victories and the best winning percentage of any head coach in franchise history.

BELICHICK'S PATRIOTS RENAISSANCE

Any successful project requires a sound plan, and once head coach Bill Belichick implemented his design on the Patriots, his approach has given him the best record of any NFL head coach since 2001. After the team endured a 5-11 rebuilding year in his first season, the Patriots have compiled the best record in the NFL since 2001. The remarkable run includes postseason play, where Belichick and the Patriots own a perfect 9-0 record.

NFL COACHES' RECORDS SINCE 2001

Coach	Team	W	L	T	Pct.
Bill Belichick	NE	67	21	0	.761
Tony Dungy	TB/IND	59	27	0	.686
Bill Cowher	PIT	57	27	1	.676
Andy Reid	PHI	60	29	0	.674
Mike Martz	STL	46	29	0	.613
Jim L. Mora	ATL	20	13	0	.606
Mike Shanahan	DEN	49	32	0	.605
Mike Holmgren	SEA	48	33	0	.593
Mike Sherman	GB	49	36	0	.576
Marvin Lewis	CIN	27	20	0	.574
Jon Gruden	OAK/TB	48	36	0	.571
John Fox	CAR	38	29	0	.567
Dick Vermeil	KC	43	37	0	.538
Dave Wannstedt	MIA	31	27	0	.534
Jack Del Rio	JAX	25	22	0	.532

NOTE: Records include playoff games, Minimum 16 games

POSTSEASON PROWESS

Bill Belichick is the winningest head coach in NFL postseason history. With the Patriots' victory in Super Bowl XXXIX, Belichick eclipsed Vince Lombardi, the man whose name is emblazoned on the Super Bowl trophy. Coach Belichick has won nine playoff games in a row, tying the NFL-record streak set by Lombardi's Packers, who won nine straight playoff games from 1961-67. Belichick is a perfect 9-0 in the postseason as head coach of the Patriots.

BEST POSTSEASON RECORDS IN NFL HISTORY

Head Coach	Team(s)	W	L	Pct.
Bill Belichick	CLE/NE	10	1	.909
Vince Lombardi	GB/WAS	9	1	.900
Joe Gibbs	WAS	16	5	.762

BELICHICK AT A GLANCE...

- Has won three consecutive AFC East titles (2003-05) and has coached the Patriots to four division championships in the last five seasons.
- Is the only head coach in NFL history to win three Super Bowls in a four-year span.
- Is the winningest head coach in NFL playoff history (10-1).
- Directed New England's pro football record 21-game winning streak (2003-04).
- Compiled an NFL record-tying nine-game playoff winning streak (2001-present).
- Owns the best record of any NFL coach since 2001 (67-21).
- Led the Patriots to the highest two-year victory total in NFL history (34 wins from 2003-04).
- Logged more seasons in the NFL than any other current NFL head coach (31).
- Owns more wins and a higher winning percentage than any head coach in Patriots history (72-32, .692).

ELITE COMPANY

Bill Belichick is one of nine NFL head coaches to win three or more championships since the league began postseason play in 1933. With the Patriots' victory in Super Bowl XXXIX, Belichick joined an exclusive club in which each of the eight other members has been enshrined in the Pro Football Hall of Fame.

HEAD COACHES WITH THREE OR MORE NFL TITLES

(Listed alphabetically)

Head Coach Championship Team(s)

Bill Belichick	New England Patriots
Paul Brown	Cleveland Browns
Weeb Ewbank	Baltimore Colts, New York Jets
Joe Gibbs	Washington Redskins
George Halas	Chicago Bears
Earl (Curly) Lambeau	Green Bay Packers
Vince Lombardi	Green Bay Packers
Chuck Noll	Pittsburgh Steelers
Bill Walsh	San Francisco 49ers

NOTE: NFL Playoffs first held in 1933.

SUPER SUCCESS

Bill Belichick is one of just four head coaches to win three championships since the Super Bowl Era began following the 1966 season. Coach Belichick joins three members of the Pro Football Hall of Fame in the exclusive club. Belichick is the only coach to win three Super Bowls in the post-1993 salary cap era.

MOST SUPER BOWL VICTORIES

Head Coach	Team	Titles	Seasons
Chuck Noll	PIT	4	1974, 1975, 1978, 1979
Bill Belichick	NE	3	2001, 2003, 2004
Joe Gibbs	WAS	3	1982, 1987, 1991
Bill Walsh	SF	3	1981, 1984, 1988

NOTE: Sorted by most recent championship. Super Bowls have determined NFL champion since 1966.

TOPS IN TEAM HISTORY

Bill Belichick is the most successful head coach in Patriots history. He has recorded more wins (72) and a higher winning percentage (.692) than any of the franchise's 13 previous head coaches.

WINNINGEST HEAD COACHES IN PATRIOTS HISTORY

Coach	Years	Career Winning Pct.	Overall W-L-T	Playoff W-L
Bill Belichick	2000-05	.692	72-32-0	9-0
Raymond Berry	1984-89	.554	51-41-0	3-2
Pete Carroll	1997-99	.549	28-23-0	1-2
Chuck Fairbanks	1973-78	.529	46-41-0	0-2



THREE-TIME SUPER BOWL CHAMPIONS





PATRIOTS NEWS & NOTES

BOUNCING BACK

The Patriots have not lost back-to-back games since December, 2002. Their streak of 48 consecutive games without back-to-back losses is the longest current streak in the NFL and the longest such mark in franchise history. The post-merger NFL record for consecutive games without two straight losses is 60, set by the San Francisco 49ers from 1995-99. The last time the Patriots had a losing streak was when they dropped a game at Tennessee (24-7, 12/16/02), and followed that with a home loss to the N.Y. Jets (30-17, 12/22/02).

LONGEST ACTIVE STREAKS W/O BACK-TO-BACK LOSSES

Team	Games	Last Consec. Losses
New England Patriots	48	Dec. 2002
Denver Broncos	19	Nov./Dec. 2004
Jacksonville Jaguars	19	Nov./Dec. 2004
Seattle Seahawks	19	Nov./Dec. 2004
Cincinnati Bengals	17	Dec. 2004
New York Giants	16	Dec. 2004
Carolina Panthers	14	Jan./Sept. 2005
San Diego Chargers	13	Sept. 2005

SNAPSHOTS OF SUCCESS

The Patriots are in the midst of one of the most prosperous periods for any team in NFL history. The recent run of success began with a 29-26 overtime victory against the San Diego Chargers on Oct. 14, 2001, sparking a streak of 66 wins in the Patriots' last 84 games, including the playoffs. The Patriots entered that contest with a 1-3 record, and Tom Brady was making just the third start of his career against a 3-1 San Diego team. New England rallied back from a 26-16 deficit with less than four minutes left in the game, beginning a stretch of 13 wins in the final 15 games of the 2001 season as the Patriots won their first title in Super Bowl XXXVI.

PATRIOTS SUCCESS STREAKS (Including Postseason)

- 6 wins in last 7 games, dating to Nov. 13, 2005 (6-1, .857)
- 21 wins in last 27 games, dating to Nov. 7, 2004 (21-6, .778)
- 42 wins in last 49 games, dating to Oct. 5, 2003 (42-7, .857)
- 50 wins in last 62 games, dating to Nov. 3, 2002 (50-12, .806)
- 62 wins in last 78 games, dating to Nov. 25, 2001 (62-16, .795)
- 66 wins in last 84 games, dating to Oct. 14, 2001 (66-18, .786)

START ME UP

The Patriots have used 44 different players in their starting lineups this season. Running back Kevin Faulk became the 44th different starter when he took the field on Dec. 17. New England's total of 44 starters eclipses its total from the 2003 season, when the Patriots used 42 starters and set an NFL record for the most starters by a division champion. In 2004, the Patriots utilized 40 different starters. So far in 2005, the Patriots have used 22 different starters on offense and 22 different starters on defense. The defensive total includes 12 different players who have started in the secondary, a number that eclipsed last season's total of nine.

DOMINATING DUO

Tom Brady and Bill Belichick make up the NFL's third winningest head coach-quarterback combination since the AFL-NFL merger 35 years ago. Brady has started 77 consecutive regular-season games for the Patriots and the team has compiled a 58-19 record in those games, dating back to Week 3 of the 2001 season. Additionally, the Patriots are 9-0 in the playoffs over that span, making the duo's overall record together 67-19.

TOP COACH-QB COMBINATIONS SINCE 1970 MERGER

(Regular Season only, Minimum 50 games)

Quarterback	Head Coach	Team	W	L	T	Pct.
Ken Stabler	John Madden	OAK	60	19	1	.756
Jim McMahon	Mike Ditka	CHI	46	15	0	.754
Tom Brady	Bill Belichick	NE	58	19	0	.753
Steve Young	George Seifert	SF	62	23	0	.729
John Elway	Mike Shanahan	DEN	43	16	0	.729

THE GREATEST SHOW IN SNOW

The Patriots are 9-0 all-time in snowy games in Foxborough, including a 16-3 victory over the New York Jets at Gillette Stadium on Dec. 4, 2005. In addition to that game, three of the Patriots' last four home playoff games have involved frozen precipitation, with all three contests ending in memorable victories. In 2003, New England played in three games under snowy conditions, including a 24-14 victory over Indianapolis in the AFC Championship Game. Below is a list of all of the Patriots snow games in Foxborough since they moved there from Boston in 1971.

SNOW GAMES IN FOXBOROUGH (9-0)

Date	Opp.	Tmp	Weather	W/L	Score
12/04/05	NYJ	26	Light Snow	W	16-3
01/16/05	IND*	25	Snow	W	20-3
01/18/04	IND*	32	Light Snow	W	24-14
12/14/03	JAX	25	Snow in 2nd Half	W	27-13
12/07/03	MIA	28	Cold, Snow, Wind	W	12-0
01/19/02	OAK*	25	Snow, 3-5 inches	W	16-13 ot
12/04/83	NO	35	Cold, Snowing	W	7-0
12/12/82	MIA	22	Wind, Snow	W	3-0
12/10/78	BUF	28	Snow, Some Sun	W	26-24

*-Playoffs

O.T. IS THE PLACE TO BE

The Patriots have won eight straight overtime games and own the longest overtime winning streak in NFL history, including playoff games. The streak includes New England's 16-13 "Snow Bowl" win over Oakland in the 2001 Divisional Playoffs (01/19/02).

MOST CONSECUTIVE OVERTIME VICTORIES

Wins	Team	Dates
8*	New England	2000-present
7	Denver	1978-1985
6	Washington	1976-1987
6	Pittsburgh	1994-1997
5	Many Times	

*-Includes one playoff game

WORKING OVERTIME

The Patriots have won their last eight overtime games (including the playoffs). New England's eight-game overtime winning streak is the longest in NFL history. New England has not lost in overtime since Buffalo won 16-13 at Foxboro Stadium on Nov. 5, 2000. Since that time, the Patriots have won eight straight, including five games in which they scored on their first possession of overtime.

NEW ENGLAND'S OVERTIME STREAK

DATE	OPP	PLAY	DRIVE INFO	FINAL SCORE
11/23/03	at HST	28-yd FG	9 plays, 76 yds; 3:39	23-20
10/19/03	at MIA	82-yd TD	1-82; 0:12	19-13
12/29/02	vs. MIA+	35-yd FG	7-43; 2:03	27-24
09/22/02	vs. KC+	35-yd FG	9-53; 4:40	41-38
01/19/02	vs. OAK*	23-yd FG	15-61; 8:29	16-13
12/16/01	at BUF+	23-yd FG	8-75; 3:18	12-9
10/14/01	vs. SD+	44-yd FG	6-51; 2:59	29-26
12/17/00	at BUF	24-yd FG	14-83; 5:56	13-10
11/05/00	vs. BUF	32-yd FG	6-52-2:50	L, 13-16

*playoffs

+NE scored on its first possession in overtime

BEAST OF THE EAST

New England has the best record among AFC East teams in division games since the beginning of the 2001 season (25-6). The Patriots have won three straight division titles and have won four AFC East championships in the last five years.

AFC EAST DIVISIONAL RECORDS SINCE 2001

Team	Division W-L Since 2001	Team	Division W-L Since 2001
New England	25-6	Miami	14-17
New York Jets	14-17	Buffalo	10-21



THREE-TIME SUPER BOWL CHAMPIONS





2005 AFC EAST CHAMPIONS

By virtue of their 28-0 victory over the Tampa Bay Buccaneers on Dec. 17, the Patriots clinched the 2005 AFC East Division Championship and have qualified for the playoffs. New England's division title is their third straight division crown and their fourth AFC East championship in the last five seasons. As an NFL division champion, the Patriots are guaranteed to host at least one playoff game and will be among the top four seeds in the six-team AFC playoff field. **The Patriots have now earned eight playoff berths and have won six division titles in the 12 seasons since Robert Kraft purchased the team in 1994.**

HOME SWEET HOME

The Patriots are 7-1 at home in the playoffs in their history and own a 7-game home winning streak in postseason play. The Patriots are guaranteed to host a playoff game on the weekend of Jan. 7-8, 2006. New England has not lost at home in the playoffs in more than 25 years, dating back to Dec. 31, 1978. Seven of the franchise's eight home playoff games have taken place since Robert Kraft purchased the team 12 years ago.

PATRIOTS AT HOME IN THE PLAYOFFS (7-1)

Date	Round	Opponent	W/L	Score
01/16/05	AFC Divisional	Indianapolis	W	20-3
01/18/04	AFC Championship	Indianapolis	W	24-14
01/10/04	AFC Divisional	Tennessee	W	17-14
01/19/02	AFC Divisional	Oakland	W	16-13 ot
12/28/97	AFC Wild Card	Miami	W	17-3
01/12/97	AFC Championship	Jacksonville	W	20-6
01/05/97	AFC Divisional	Pittsburgh	W	28-3
12/31/78	AFC Divisional	Houston	L	14-31

ALL-TIME PLAYOFF RESULTS

The Patriots have compiled a 16-10 record in their 26 playoff games. New England has qualified for five Super Bowls (XX, XXXI, XXXVI, XXXVIII, XXXIX) and also played in the 1963 AFL Championship Game.

PATRIOTS ALL-TIME PLAYOFF RESULTS (16-10)

Date	Round	Opponent	W/L	Score
02/06/05	Super Bowl XXXIX	Philadelphia	W	24-21
01/23/05	AFC Championship	at Pittsburgh	W	41-27
01/16/05	AFC Divisional	Indianapolis	W	20-3
02/01/04	Super Bowl XXXVIII	Carolina	W	32-29
01/18/04	AFC Championship	Indianapolis	W	24-14
01/10/04	AFC Divisional	Tennessee	W	17-14
02/03/02	Super Bowl XXXVI	St. Louis	W	20-17
01/27/02	AFC Championship	at Pittsburgh	W	24-17
01/19/02	AFC Divisional	Oakland	W	16-13 ot
01/03/99	AFC Wild Card	at Jacksonville	L	10-25
01/03/98	AFC Divisional	at Pittsburgh	L	6-7
12/28/97	AFC Wild Card	Miami	W	17-3
01/26/97	Super Bowl XXXI	Green Bay	L	21-35
01/12/97	AFC Championship	Jacksonville	W	20-6
01/05/97	AFC Divisional	Pittsburgh	W	28-3
01/01/95	AFC Wild Card	at Cleveland	L	13-20
01/04/87	AFC Divisional	at Denver	L	17-22
01/26/86	Super Bowl XX	Chicago	L	10-46
01/12/86	AFC Championship	at Miami	W	31-14
01/05/86	AFC Divisional	at L.A. Raiders	W	27-20
12/28/85	AFC Wild Card	at N.Y. Jets	W	26-14
01/08/83	First Round Playoff	at Miami	L	31-28
12/31/78	AFC Divisional	Houston	L	14-31
12/18/76	AFC Divisional	at Oakland	L	21-24
01/05/64	AFL Championship	at San Diego	L	10-51
12/28/63	AFL Divisional	at Buffalo	W	26-8

PATRIOTS PLAYOFF RECORD BY ROUND

First Round*	0-1
Wild Card Round	2-2
Divisional Round	6-4
Conference Championship	5-0
AFL Championship	0-1
Super Bowl	3-2
Total	16-10

*-1982 Strike Season

WRAPPING IT UP

The Patriots clinched their ninth division title with two games remaining on the schedule. The Patriots have clinched the division title with games remaining on the schedule for the fourth time in team history and for the third consecutive season. New England wrapped up the AFC East on Dec. 10, 1978, with one game left in the season, clinched the 2003 crown on Dec. 7 against Miami with three games left on the slate, and clinched the 2004 crown on Dec. 12 against Cincinnati with three games remaining. Four of the Patriots' division titles were clinched on the final day of the season, with a fifth being clinched in a tie-breaking playoff game in 1963.

PATRIOTS DIVISION-CLINCHING GAMES

Year	Date Clinched	Division Title	Opp.	Final Score	Final Record	2nd Place
2005	12/17/05		TB	28-0	???	???
2004	12/12/04		CIN	35-28	14-2	NYJ (10-6)
2003	12/07/03		MIA	12-0	14-2	MIA (10-6)
2001	01/06/02^		at CAR	38-6	11-5	MIA (11-5)
1997	12/22/97^		at MIA	14-12	10-6	MIA (9-7)
1996	12/21/96^		at NYG	23-22	11-5	BUF (10-6)
1986	12/22/86^		at MIA	34-27	11-5	NYJ (10-6)
1978	12/10/78		BUF	26-24	11-5	MIA (11-5)
1963	12/28/63*		at BUF	26-8	7-6-1	BUF (7-6-1)

^-- Season Finale

*-- Division-deciding AFL playoff in Buffalo, N.Y.

PATRIOTS IN THE PLAYOFFS

New England has now qualified for the playoffs 14 times in its 46-year history. The Patriots have earned eight playoff berths in the 12 seasons since Robert Kraft purchased the team in 1994, a dramatic contrast to the six total playoff berths that the team earned in its first 34 years of existence. New England has won nine division crowns and has qualified as a Wild Card team on four occasions (1998, 1994, 1985 and 1976). The Patriots also qualified for the playoffs in 1982 as part of a 16-team tournament following a players' strike.

PATRIOTS PLAYOFF SEASONS (14)

Year	How Qualified	Playoff Record	Result
2005	Division Champions	??-?	???????
2004	Division Champions	3-0	Super Bowl Champions
2003	Division Champions	3-0	Super Bowl Champions
2001	Division Champions	3-0	Super Bowl Champions
1998	Wild Card	0-1	Wild Card Round
1997	Division Champions	1-1	AFC Divisional Round
1996	Division Champions	2-1	AFC Champions
1994	Wild Card	0-1	Wild Card Round
1986	Division Champions	0-1	AFC Divisional Round
1985	Wild Card	3-1	AFC Champions
1982*	16-Team Format	0-1	First Round
1978	Division Champions	0-1	AFC Divisional Round
1976	Wild Card	0-1	Wild Card Round
1963	Division Champions	1-1	AFL Finalists

Totals – 13 Playoff Seasons: 8 Division Champions; 4 Wild Cards; 1 16-Team Tournament*.

16-10 all-time playoff record.

*-Strike Year



THREE-TIME SUPER BOWL CHAMPIONS





PATRIOTS NEWS & NOTES

PATRIOTS IN THE PRO BOWL

QB TOM BRADY

Three-Time Pro Bowler

DL RICHARD SEYMOUR

Four-Time Pro Bowler

Tom Brady is in his sixth NFL season and has earned his third career Pro Bowl selection, heading to Hawaii for the second consecutive season. The two-time Super Bowl MVP was also named to the Pro Bowl following the 2001 and 2004 seasons. Brady's three Pro Bowl nods tie Vito "Babe" Parilli and Drew Bledsoe for the most selections by a Patriots quarterback. In 2005, Brady leads the NFL with a career-high 4,073 passing yards, a number that ranks third on the Patriots' all-time list with a game still to play. Brady has thrown a career-high 32 passes of 25 yards or more this season, a figure that also leads the NFL (Jake Delhomme, 31). His passer rating of 93.0 through 15 games is on pace to top his previous career high (92.6 in 2004) and is just 0.4 points away from the franchise record (Tony Eason, 93.4, 1984).

Richard Seymour has been named to his fourth Pro Bowl and has earned his fourth consecutive trip to Hawaii, becoming the first Patriots player to earn as many as four straight nods since tight end Ben Coates was named to five consecutive Pro Bowls from 1994-98. Seymour's four Pro Bowl seasons are the most by any Patriots defensive lineman since the 1970 AFL-NFL merger, and he is one of just nine Patriots to earn four or more Pro Bowl selections since the merger 36 seasons ago. This season, Seymour has played in 11 games and has recorded 67 tackles (39 solo). His 3.5 sacks lead all Patriots defensive linemen. He missed four games due to injury and since his return to the lineup on Nov. 13, the Patriots have allowed just 12.9 points per game while recording a 6-1 record.

ICE MEN

New England has won 15 consecutive games when the kickoff temperature has been 35 degrees or colder, including two such wins this season. The Patriots are 24-2 (.923) since 1993 when the kickoff temperature is 35 degrees or colder. The last time the Patriots lost a game in temperatures of 35 degrees or below was on Dec. 24, 2000, when they dropped a 27-24 decision to Miami on a 31-degree day at Foxboro Stadium. Also since 1993, the Patriots are 20-1 when the temperature is 34 degrees or colder, and 14-0 when it's 30 degrees or colder. Additionally, Tom Brady is 20-0 as a starter when the temperature is less than 40 degrees.

COLDEST GAMES SINCE 1993 (24-2)

Includes all games played in temperatures of 35 degrees or colder

Date	Opp.	Temp	Notes	W/L	Score
01/10/04	TEN*	4	Wind Chill -10	W	17-14
01/23/05	at PIT*	11	Wind Chill -1	W	41-27
12/26/93	IND	19	Wind Chill -1	W	38-0
12/21/96	at NYG	24	Wind Chill 17	W	23-22
01/16/05	IND*	25	Snow	W	20-3
12/14/03	JAX	25	Wind Chill 16	W	27-13
01/19/02	OAK*	25	Snow	W	16-13 ot
12/05/05	NYJ	26	Light Snow	W	16-3
12/10/95	NYJ	26	Wind Chill 12	W	31-28
01/12/97	JAX*	27	Wind Chill 11	W	20-6
12/07/03	MIA	28	Wind Chill 17	W	12-0
12/11/05	at BUF	30	Light Snow	W	35-7
12/26/04	at NYJ	30	Wind Chill 21	W	23-7
12/20/03	at NYJ	30	Wind Chill 20	W	21-16
12/24/00	MIA	31	Wind Chill 22	L	24-27
01/02/05	SF	32	Wind Chill 27	W	21-7
01/18/04	IND*	32	Light Snow	W	24-14
11/16/03	DAL	33	Cloudy and calm	W	12-0
11/26/95	at BUF	33	Flurries	W	35-25
12/16/01	at BUF	34	Wind Chill 25	W	12-9 ot
12/12/93	CIN	34	Wind Chill 23	W	7-2
11/03/03	at DEN	35	Foggy	W	30-26
12/17/00	at BUF	35	Snow/W.Chill 23	W	16-13 ot
11/23/97	MIA	35	Flurries/Drizzle	W	27-24
12/28/97	MIA*	35	Wind Chill 25	W	17-3
01/01/95	at CLE*	35	Wind Chill 25	L	13-20

*-playoffs

FIRST DOWN RECORD

The Patriots offense gained a total of 32 first downs against the Bills on Dec. 11, setting a team record for most first downs in a game. New England eclipsed the previous record of 31 first downs, a number that was achieved three times – Oct. 11, 1998 against Kansas City, Nov. 29, 1987 against Philadelphia and 39 years ago to the day, Dec. 11, 1966 against the Houston Oilers. New England's team-record 32 first downs came via passes (20), rushing (11) and penalty (1).

SPREADING THE WEALTH

The Patriots have had 12 players catch at least one touchdown pass from Tom Brady this season, tying an NFL record for the greatest touchdown distribution by a quarterback (Tampa Bay Buccaneers/Brad Johnson, 2003). The mark bested New England's old team record of 11 players catching a scoring pass, set by Brady in 2002. New England's dozen scorers of receiving touchdowns break down as follows: 6 wide receivers; 3 tight ends; 1 running back; 1 linebacker; 1 offensive tackle.

MOST TOUCHDOWN RECEIVERS / NFL HISTORY

Team	Season	Quarterback	TD Receivers
New England Patriots	2005	Tom Brady	12
Tampa Bay Buccaneers	2003	Brad Johnson	12
New England Patriots	2002	Tom Brady	11
Arizona Cardinals	2002	Jake Plummer	11
Baltimore Ravens	1996	Vinny Testaverde	11
Miami Dolphins	1985	Dan Marino	11
Washington Redskins	1947	Sammy Baugh	11

DOMINATING DEFENSE

Over a three-game span from Dec. 4-17, the Patriots allowed a total of just 10 points, setting a franchise record for the fewest number of points allowed during any three-game span. New England's defense allowed just one touchdown and one field goal over that span. One of the keys to the Patriots' defensive dominance was their ability to shut down the run, allowing an average of just 28.3 rushing yards per game in the three contests.

FEWEST POINTS ALLOWED, THREE-GAME SPAN / PATRIOTS HISTORY

Pts	Dates	Opponents (Scores)
10	12/04/05 – 12/17/05	vs. NYJ (16-3), at BUF (35-7), vs. TB (28-0)
17	09/29/74 – 10/13/74	vs. LA(N) (20-14), vs. BAL (42-3), at NYJ (24-0)
17	12/26/04 – 01/16/05	at NYJ (23-7), vs. SF (21-7), vs. IND* (20-3)
19	12/12/93 – 12/26/93	vs. CIN (7-2), at CLE (20-17), vs. IND (38-0)
20	12/20/87 – 09/04/88	at BUF (13-7), at MIA (24-10), vs. NYJ (28-3)
22	12/22/97 – 01/03/98	at MIA (14-12), vs. MIA* (17-3), at PIT* (6-7)
22	10/12/03 – 10/26/03	vs. NYG (17-6), at MIA (19-13), vs. CLV (9-3)

*-Playoffs

SHUTOUT EFFORT

The Patriots shut out the Buccaneers 28-0 on Dec. 17, marking the first shutout for New England since it defeated the Buffalo Bills 31-0 on Dec. 27, 2003. The shutout of Tampa Bay was the fourth shutout for the Patriots since Bill Belichick became head coach in 2000. The other shutouts all came at Gillette Stadium during the 2003 season (12-0 vs. DAL on 11/16/03; 12-0 vs. MIA on 12/7/03; 31-0 vs. BUF on 12/27/03).



THREE-TIME SUPER BOWL CHAMPIONS






QB TOM BRADY NEWS & NOTES

RECORDING SUCCESS

TOM BRADY has quarterbacked the Patriots to victories in 58 of his 77 career regular-season, compiling a .753 winning percentage and giving him the best record of any active quarterback in the NFL who has at least two full seasons of starts under his belt. Including his 9-0 record in the playoffs, he is 67-19 (.779) as a starter.



ACTIVE QUARTERBACKS WINNING PERCENTAGE

Minimum 32 Starts, Regular Season Only

Quarterback, Team(s)	W	L	T	Pct.
Tom Brady, NE	58	19	0	.753
Donovan McNabb, PHI	60	28	0	.682
Marc Bulger, STL	28	16	0	.636
Michael Vick, ATL	31	18	1	.630
Brett Favre, GB	138	82	0	.627
Peyton Manning, IND	79	48	0	.622
Jay Fiedler, JAX/MIA	37	23	0	.617
Kurt Warner, STL/NYG/ARZ	42	27	0	.609

TOM BRADY'S RECORD AS A STARTER

	Reg. Season	Playoffs	Total
Overall:	58-19	9-0	67-19
Home:	32-6	4-0	36-6
Road:	26-13	5-0*	31-13*

By Yardage Total

Less than 200:	14-9	3-0	17-9
200-299:	33-9	4-0	37-9
300 or more:	11-1	2-0	13-1

Other Records

Temp. Below 40:	15-0	5-0	20-0
Snow:	4-0	3-0	7-0
Post-Thanksgiving	22-4	9-0	31-4
Leading at Halftime:	42-2	7-0	49-2
Leading after 3 Qtrs:	48-1	6-0	54-1
Overtime:	6-0	1-0	7-0
Final margin <7 pts:	17-2	5-0	22-2
Final margin <4 pts:	9-2	5-0	14-2
Passer rating >100.0:	28-1	3-0	31-1

*Includes three Super Bowls at neutral sites

COMEBACK KID

TOM BRADY has engineered 21 career game-winning performances to lead his team to a victory from a fourth-quarter deficit or tie. He has accomplished the feat four times in 2005: The performances are the latest addition to a long list of late-game heroics for Brady, who has led three Super Bowl-winning drives.

TOM BRADY'S GAME-WINNING PERFORMANCES

Date	Opp.	Score	Time Remaining	Reg.	Att	Cmp	Yds	TD	Int	Final
11/13/05	at MIA	15-16	2:53	2	2	76	1	0	0	23-16
10/30/05	BUF	7-16	10:07	4	4	69	0	0	0	21-16
10/09/05	at ATL	28-28	3:52	2	2	17	0	0	0	31-28
09/25/05	at PIT	10-13	14:19	12	12	167	0	0	0	23-20
02/06/05	PHI**	14-14	15:00	4	2	33	0	0	0	24-21
10/03/04	at BUF	17-17	15:00	4	2	8	1	0	0	31-17
02/01/04	CAR**	29-29	1:08	5	4	47	0	0	0	32-29
01/10/04	TEN*	14-14	15:00	11	6	27	0	0	0	17-14
11/30/03	at IND	31-31	10:21	6	3	31	1	0	0	38-34
11/23/03	at HST	13-20	3:11	14	10	133	1	0	0	23-20 ot
11/03/03	at DEN	23-26	2:51	4	5	58	1	0	0	30-26
10/19/03	at MIA	13-13	15:00	10	7	147	1	0	0	19-13 ot
10/05/03	TEN	24-27	4:40	1	1	15	0	0	0	38-30
12/29/02	MIA	13-24	4:59	13	8	69	1	0	0	27-24 ot
11/10/02	at CHI	19-30	5:16	14	9	116	2	0	0	33-30
09/22/02	KC	38-38	0:00	5	4	46	0	0	0	41-38 ot
02/03/02	STL**	17-17	1:21	8	5	53	0	0	0	20-17
01/19/02	OAK*	3-13	15:00	27	20	138	0	0	0	16-13 ot
12/16/01	at BUF	6-9	5:57	13	9	116	0	0	0	12-9 ot
12/02/01	at NYJ	14-16	15:00	7	6	56	0	0	0	17-16
10/14/01	SD	16-26	8:48	18	13	130	1	0	0	29-26 ot

^Statistics are from the time noted until the end of the game * Divisional Playoffs ** Super Bowl

IRON MAN

Tom Brady has started 86 consecutive games at quarterback for the Patriots, including 77 regular-season games and nine playoff contests. Combining regular-season and playoff games, Brady has the NFL's third longest current consecutive starts streak, trailing only Brett Favre (240) and Peyton Manning (135).

ACTIVE QUARTERBACKS CONSECUTIVE STARTS STREAKS

Player	Team	Total	Reg.	Post.	Strk Began
Brett Favre	GB	240	220	20	09/27/92
Peyton Manning	IND	135	127	8	09/06/98
Tom Brady	NE	86	77	9	09/30/01
Trent Green	KC	80	79	1	09/09/01
Drew Bledsoe	BUF/DAL	63	63	0	09/08/02
Jake Delhomme	CAR	50	46	4	09/14/03

AMONG THE LEADERS

TOM BRADY is in the midst of what is shaping up to be the best statistical season of his career and one of the most statistically productive seasons by a quarterback in franchise history. Brady leads the NFL with a career-high 4,073 passing yards in 2005 and has orchestrated just the third 4,000-yard season in team history, joining Drew Bledsoe's team-record of 4,555 yards, set in 1994, and Bledsoe's total of 4,086 yards in 1996. Additionally, Brady has compiled a passer rating of 93.0 so far in 2005, a rating that would be among the best single-season marks in franchise history if he can keep up his pace.

2005 NFL PASSING LEADERS (By Yards)

Player	Team	Yds	Att	Cmp	TD	INT	Rating
Tom Brady	NE	4,073	522	331	25	13	93.0
Carson Palmer	CIN	3,782	501	340	32	12	101.4
Peyton Manning	IND	3,742	451	304	28	10	104.3
Trent Green	KC	3,670	478	294	16	10	87.8
Drew Brees	SD	3,508	486	315	24	15	89.8
Eli Manning	NYG	3,558	533	282	23	17	75.1

NOTE: Leaders are as of Dec. 27

PROJECTED PATRIOTS SINGLE-SEASON PASSING LEADERS

(By Yards) *-Projected

Player	Year	Yds	Att	Cmp	TD	INT	Rating
Drew Bledsoe	1994	4,555	691	400	25	27	73.6
Tom Brady*	2005*	4,345	557	353	27	14	93.0
Drew Bledsoe	1996	4,086	623	373	27	15	83.7
Drew Bledsoe	1999	3,985	539	305	19	21	75.6
Tom Brady	2002	3,764	601	373	28	14	85.7

PROJECTED PATRIOTS SINGLE-SEASON PASSING LEADERS

(By Passer Rating) *-Projected

Player	Year	Rating	Att	Cmp	Yds	TD	INT
Tony Eason	1984	93.4	431	259	3,228	23	8
Tom Brady	2004	92.6	474	288	3,692	28	14
Tom Brady*	2005*	93.0	557	353	4,345	27	14
Vito "Babe" Parilli	1962	91.3	252	140	1,988	18	8
Tony Eason	1986	89.2	448	276	3,328	19	10

CAREER WINNING PERCENTAGE

TOM BRADY is the winningest quarterback in the Super Bowl Era (since 1966) among signal callers who have made at least 40 starts. He is one of just three quarterbacks in the Super Bowl Era to own a career winning percentage above 70 percent. Brady joins Roger Staubach and Joe Montana in the exclusive club. A list placing Brady's accomplishments in a historical perspective is below.

WINNINGEST QUARTERBACKS OF THE SUPER BOWL ERA

Minimum 40 Starts

Player	Team	Years	W	L	Pct.
Tom Brady	NE	2000-Pres.	58	19	.753
Roger Staubach	DAL	1969-79	85	29	.746
Joe Montana	SF/KC	1979-94	117	47	.713



THREE-TIME SUPER BOWL CHAMPIONS





OFFENSE NEWS & NOTES

SCORING MACHINE

COREY DILLON leads the Patriots with 13 touchdowns in 2005 (12 rushing, 1 receiving), and is tied for fifth in the NFL in scoring among non-kickers. Dillon's 13 touchdowns are tied for third on the Patriots' single-season list and tie his personal career high, also established last season.



PATRIOTS SINGLE-SEASON TOUCHDOWN LEADERS

- 17 Curtis Martin, 1996 (14 rushing, 3 receiving)
- 15 Curtis Martin, 1995 (14 rushing, 3 receiving)
- 13 **Corey Dillon, 2005 (12 rushing, 1 receiving)**
- Corey Dillon, 2004 (12 rushing, 1 receiving)
- Antowain Smith, 2001 (12 rushing, 1 receiving)
- Stanley Morgan, 1979 (12 receiving, 1 punt return)
- Steve Grogan, 1976 (12 rushing, 1 fumble return)

MOVING ON UP


COREY DILLON became the 18th player in NFL history to rush for 10,000 yards when he tore off a 12-yard run at Atlanta on Oct. 9. Dillon passed Ottis Anderson to move into 17th place on the NFL's all-time rushing list at Buffalo on Dec. 11. Dillon has recorded two 100-yard games in 2005 and has reached the milestone 11 times since being acquired by the Patriots in exchange for a second-round draft choice prior to the 2004 season. Additionally, Dillon has scored 26 touchdowns (24 rushing, 2 receiving) in 27 regular-season games with the Patriots.

NFL'S ALL-TIME LEADING RUSHERS (By Yards)

Rk	Player	Years	Gms	Att.	Yards	TD
---	Emmitt Smith	1990-2004	226	4,409	18,355	164
14	O.J. Simpson	1969-1979	135	2,404	11,236	61
15	Ricky Watters	1992-2001	144	2,622	10,643	78
16	Eddie George	1996-2004	141	2,865	10,441	68
17	Corey Dillon	1997-	134	2,419	10,429	69
18	Ottis Anderson	1979-1992	182	2,562	10,273	81
19	Earl Campbell	1978-1985	115	2,187	9,407	74

PATRIOTS ALL-TIME LISTS

TROY BROWN is the second leading receiver in Patriots history with 514 career receptions and 5,982 receiving yards. He recorded his 500th career reception on Nov. 27 at Kansas City, becoming just the second player in team history to record the feat. Brown passed Ben Coates to claim second place on the Patriots' all-time receptions list on Oct. 9 at Atlanta and passed Irving Fryar on the team's all-time receiving yardage list against Indianapolis on Nov. 7. This season, Brown has caught 39 passes for 466 yards, increasing his production from a year ago, when he totaled 17 receptions for 184 yards on the season.



PATRIOTS ALL-TIME RECEIVING LEADERS (BY CATCHES)


Rk	Player, Pos.	No	Yds	Avg.	Lg	TD
1	Stanley Morgan, WR.....	534	10,352	19.4	76t	67
2	Troy Brown, WR.....	514	5,982	11.6	82t	27
3	Ben Coates, TE.....	490	5,471	11.2	84t	50
4	Irving Fryar, WR.....	363	5,726	15.8	80t	38

PATRIOTS ALL-TIME RECEIVING LEADERS (BY YARDS)

Rk	Name	No	Yds	Avg	Lg	TD
1	Stanley Morgan.....	534	10,352	19.4	76t	67
2	Troy Brown.....	514	5,982	11.6	82t	27
3	Irving Fryar.....	363	5,726	15.8	80t	38
4	Ben Coates.....	490	5,471	11.2	84t	50

NEON DEION

Wide receiver DEION BRANCH has established new career highs with 76 receptions and 979 receiving yards in 2005, marks that both rank eighth in the AFC. His 76 receptions are the most by a Patriot since 2002, when Troy Brown grabbed 97 passes. Branch is on pace to total 1,044 yards this season. The last Patriots receiver to break the 1,000-yard mark was Troy Brown, who totaled 1,199 yards in 2001.



2005 AFC RECEIVING LEADERS

Player	Team	Rec.	Yds	Avg.	Lg	TD
Chad Johnson	CIN	93	1,377	14.8	70t	9
Antonio Gates	SD	86	1,078	12.5	38	10
Rod Smith	DEN	84	1,094	13.0	72	6
Reggie Wayne	IND	83	1,055	12.7	66t	5
Derrick Mason	BAL	83	1,000	12.0	39t	3
Marvin Harrison	IND	80	1,127	14.1	80t	12
Chris Chambers	MIA	77	1,043	13.5	77t	11
Deion Branch	NE	76	979	12.9	51	4
T.J. Houshmanzadeh	CIN	75	927	12.4	43t	7

NOTE: Leaders are as of Dec. 27

CAREER NUMBERS FOR GIVENS

David Givens has set a single-season career high with 58 receptions, besting his previous mark of 56 catches in 2004. Givens has had two 100-yard games in 2005 and established a single-game career high with 137 yards and a touchdown on six receptions against Tampa Bay on Dec. 17. He also broke the 100-yard mark when he recorded 130 yards at Pittsburgh on Sep. 25, 2005.

CATCHIN' KEVIN

KEVIN FAULK ranks second in receptions among all-time Patriots running backs, passing Sam Cunningham with his first reception of the game against Pittsburgh on Sept. 25. Faulk, who was drafted by the Patriots in the second round out of LSU in 1999, has 233 career receptions and trails only Tony Collins' team-record 261 receptions from the running back position. Faulk's reception total ranks ninth among all Patriots receivers.

RECEPTIONS BY PATRIOTS RUNNING BACKS

Player	Years	Rec.
1. Tony Collins.....	1981-87.....	261
2. Kevin Faulk.....	1999-.....	233
3. Sam Cunningham.....	1973-79,81-82.....	210
4. Larry Garron.....	1960-68.....	185

BIG BENJAMIN

Tight end BENJAMIN WATSON has scored three touchdowns in 2005, including a pair of scores at Miami on Nov. 13. Watson became the first Patriot to score two receiving touchdowns since David Givens grabbed a pair at Pittsburgh on Oct. 31, 2004, and he became the first Patriots tight end to turn the trick since Daniel Graham did it at Arizona on Sept. 19, 2004.

PASS-ING THE TEST

PATRICK PASS had the most productive game of his career against Denver on Oct. 16, gaining a total of 153 yards from scrimmage, nearly three times his previous career high in that category. Against Denver, Pass set career highs with 89 receiving yards (which led all Patriots receivers) and 64 rushing yards (which led all Patriots rushers).



THREE-TIME SUPER BOWL CHAMPIONS






DEFENSE NEWS & NOTES

ABLE VRABEL

In proving to be one of the NFL's most versatile players, linebacker MIKE VRABEL has made important contributions for the Patriots on offense and defense. Vrabel has recorded eight career receptions, all resulting in touchdowns. He has scored four touchdowns for the Patriots this season – three on offense and one on defense. Vrabel recorded two touchdown catches against the N.Y. Jets on Dec. 26. The Ohio State product scored his first career defensive touchdown at Carolina on Sept. 18 when he returned an interception 24 yards for a touchdown. Below is a list of Vrabel's career touchdowns.



MIKE VRABEL'S CAREER TOUCHDOWNS

Date	Opponent	Scoring Play	Yds
09/29/02	at San Diego	Reception	1
02/01/04	* Carolina	Reception	1
11/07/04	at St. Louis	Reception	2
01/02/05	San Francisco	Reception	1
02/06/05	^ Philadelphia	Reception	2
09/18/05	at Carolina	Interception Return	24
11/20/05	New Orleans	Reception	1
12/26/05	at N.Y. Jets	Reception	1
12/26/05	at N.Y. Jets	Reception	2

*-Super Bowl XXXVIII ^-Super Bowl XXXIX

WILLIE MAC ATTACK

WILLIE MCGINEST ranks third on the Patriots' all-time sacks list with 78.5 career sacks and needs 1.5 more sacks to move into second place on the Patriots' all-time list. He overtook Tony McGee for third place on the team's sacks list on Sept. 25, 2005 when he recorded two sacks against the Steelers in Pittsburgh. McGinest became the leader in career sacks among all active NFL linebackers with two shared sacks against the N.Y. Jets on Dec. 26. McGinest has started 37 consecutive games for the Patriots at outside linebacker.



PATRIOTS ALL-TIME SACK LEADERS

1. Andre Tippett, 1982-93. 100.0
2. Julius Adams, 1971-87....79.5
3. **Willie McGinest**, 1994-. 78.5
4. Tony McGee, 1974-8172.5
5. Ray Hamilton, 1973-81.....54.0
6. Chris Slade, 1993-0051.0

BIG-TIME BACKERS

Patriots linebackers take up four of the top nine spots on the NFL's career sacks list among active linebackers.

ACTIVE LINEBACKERS SACKS LIST

Rk	Player	Team(s)	First Season	Sacks
1	Willie McGinest	NE	1994	78.5
2	Chad Brown	PIT/SEA/NE	1993	78.0
3	Peter Boulware	BAL	1997	69.0
4	Joey Porter	PIT	1999	53.5
5	Junior Seau	SD/MIA	1990	52.0
6	Kenard Lang	CLV	1997	44.0
7	Mike Barrow	HOU/CAR/NYG/DAL	1993	43.0
8	Rosevelt Colvin	CHI/NE	1999	40.0
9	Mike Vrabel	PIT/NE	1997	34.0
10	Brian Urlacher	CHI	2000	32.5

RICHARD SEYMOUR: "BIG SEY"

Defensive lineman RICHARD SEYMOUR was named to his fourth consecutive Pro Bowl in 2005 and was voted a defensive captain by his teammates again this season. The former 2001 first-round draft pick recorded his first career multiple-sack game against Pittsburgh on Sept. 25. Last season, his 67 tackles and 5.0 sacks were tops among Patriots defensive linemen. He has recorded 260 tackles since 2002, leading all Patriots defensive linemen over that span.

NO RUSHING ZONE

The New England defense has allowed just 125 total rushing yards in its last four games, an average of just 31.3 rushing yards per game. Entering the game against the New York Jets on Dec. 4, the Patriots were allowing an average of 118.8 rushing yards per game a number that ranked 21st in the NFL. Following the dominant performances against the run in their last four games, the Patriots enter this week's game allowing an average of 95.5 rushing yards on the season, ranking them fourth in the NFL. Included in their shutdown of the run was a performance that held the Bills to just 14 rushing yards on 12 carries (1.2 avg) on Dec. 11, allowing the second fewest rushing yards in team history.

SHUTTING THEM DOWN

Date	Opponent	Rush	Yds	Avg.	Starter (Rush/Yds)
12/04/05	N.Y. Jets	16	41	2.6	Curtis Martin (15/29)
12/11/05	Buffalo	12	14	1.2	Willis McGahee (8/3)
12/17/05	Tampa Bay	18	30	1.7	Carnell Williams (14/23)
12/26/05	N.Y. Jets	10	40	4.0	Cedric Houston (5/14)

TOUCHDOWN TEDY

Linebacker TEDY BRUSCHI's nose for the ball has helped to create seven defensive touchdowns since the 2002 season. He has scored four touchdowns himself on interception returns (two each in 2002 and 2003), forced two fumbles that were picked up and returned for scores (10/03/04 at Buffalo and 11/28/04 vs. Baltimore), and tipped a pass to rookie James Sanders, who intercepted the ball and returned it for a touchdown at Buffalo on Dec. 11, 2005.



NICE PICK

Rookie cornerback and 2005 third-round draft pick ELLIS HOBBS is tied for the team lead with three interceptions and recorded three picks in the first five starts of his career. In addition to his three interceptions, Hobbs also recovered a fumble at Miami on Nov. 13, giving him a team-leading four takeaways. Three of his four takeaways have started Patriots scoring drives, and the fourth was a game-ending interception in the end zone on the final play of the Jets game on Dec. 4. Hobbs' three picks ties him for second among all NFL rookies. Hobbs is tied with Tennessee's Reynaldo Hill for the most interceptions among rookie defensive backs.

NFL ROOKIE INTERCEPTION LEADERS

Player	Team	Int	Yds	Avg.	Lg	TD
Odell Thurman, LB	CIN	5	59	11.8	30t	1
Ellis Hobbs, CB	NE	3	8	2.7	8	0
Chris Harris, S.....	CHI	3	44	14.7	44	0
Reynaldo Hill, CB.....	TEN	3	88	29.3	52t	1
Lofa Tatupu, LB	SEA	3	55	18.3	38t	1

Four players tied with two interceptions

SANDERS SCORES

Rookie safety JAMES SANDERS returned an interception 39 yards for a touchdown at Buffalo on Dec. 11, recording his first career touchdown and his first career interception. Sanders, a fourth-round selection in the 2005 NFL Draft, was in the backfield on a blitz and grabbed a ball that Tedy Bruschi had deflected into the air and raced to the end zone untouched. The pick return for a touchdown was the second such play for the Patriots this season. Mike Vrabel also returned an interception for a score at Carolina on Sept. 18. Sanders became the first Patriots rookie to return an interception for a touchdown since Asante Samuel did it against the N.Y. Jets on Sept. 21, 2003.



THREE-TIME SUPER BOWL CHAMPIONS






SPECIAL TEAMS NEWS & NOTES

ALL-TIME LEADING SCORER

ADAM VINATIERI is the all-time leading scorer in Patriots history, totaling 1,151 points in his nine-plus seasons with the club. He passed Gino Cappelletti to claim the franchise record on a 34-yard field goal at the end of the first half against the New York Jets at Gillette Stadium on Dec. 4, 2005. Vinatieri made the team as a rookie free agent in 1996 and scored 100 points or more in each of his first nine seasons, joining Jason Elam of the Denver Broncos as the only two kickers in NFL history to accomplish the feat. Vinatieri has kicked the most field goals in Patriots history, having tallied 261 successful boots in a Patriots uniform.



PATRIOTS ALL-TIME LEADING SCORERS

Player	Years	TD	PAT/PATA	2-Pt	FG/FGA	PTS
Adam Vinatieri	1996-	0	366/373	1	261/319	1,151
Gino Cappelletti	1960-70	42	346/358	2	176/334	1,130
John Smith	1974-83	0	308/323	0	128/191	692
Tony Franklin	1984-87	0	163/166	0	93/125	442
Stanley Morgan	1977-89	68	0/0	0	0/0	408

IRON MAN

Adam Vinatieri has played in 159 consecutive regular-season games, establishing the second longest consecutive game streak in franchise history. Vinatieri, who has also played in 15 straight playoff games and has not missed a game in his 10-year career, passed Gino Cappelletti's mark of 152 consecutive games, which was established from 1960-70, on Nov. 13 at Miami. Vinatieri now trails only Raymond Clayborn's record of 161 consecutive games, established from 1977-87.

AUTOMATIC ADAM

Adam Vinatieri has nailed two game-winning field goals so far this season, bring his career total of game-winning boots to 20. Vinatieri is the only kicker in NFL history to kick a game-winning field goal in the final minute of the Super Bowl and has accomplished the feat twice, including his 48-yarder to win Super Bowl XXXVI and a 41-yarder to win Super Bowl XXXVIII.

ADAM VINATIERI'S GAME-WINNING FIELD GOALS

Date	Opponent	Yds	Time	Final Score
10/09/05	at Atlanta	29	0:17	31-28
09/25/05	at Pittsburgh	43	0:01	23-20
02/01/04	Carolina*	41	0:04	32-29
01/10/04	Tennessee*	46	4:06	17-14
11/23/03	at Houston	28	0:41 (OT)	23-20
12/29/02	Miami	35	12:57 (OT)	27-24
09/22/02	Kansas City	35	10:20 (OT)	41-38
02/03/02	St. Louis*	48	0:00	20-17
01/19/02	Oakland*	23	6:31 (OT)	16-13
12/16/01	at Buffalo	23	9:15 (OT)	12-9
12/02/01	at N.Y. Jets	28	6:29	17-16
10/14/01	San Diego	44	10:55 (OT)	29-26
12/17/00	at Buffalo	24	0:19 (OT)	13-10
11/19/00	Cincinnati	22	0:03	16-13
09/19/99	Indianapolis	26	0:35	31-28
09/12/99	at N.Y. Jets	23	0:03	30-28
12/20/98	San Francisco	35	0:03	24-21
10/04/98	at New Orleans	27	0:03	30-27
09/14/97	N.Y. Jets	34	6:57 (OT)	27-24
09/22/96	Jacksonville	40	12:24 (OT)	28-25

*-Playoffs

PLAYOFF PERFORMER

Adam Vinatieri ranks second the NFL's all-time postseason field goals list. The nine-year veteran who led the NFL in scoring in 2004 has kicked 24 career successful playoff field goals.

NFL ALL-TIME LIST / POSTSEASON FIELD GOALS

Player	FGs
Gary Anderson.....	32
Adam Vinatieri	24
George Blanda	22
Steve Christie	22

MR. CLUTCH

- Adam Vinatieri has been successful on 25 consecutive fourth-quarter field goal attempts, dating back to Dec. 8, 2002, when he missed a 43-yarder against the Buffalo Bills at Gillette Stadium.
- Since the beginning of the 2001 season, Vinatieri is 22-for-23 (95.7 percent) in the fourth quarter when the point differential between the teams is a touchdown or less.
- Vinatieri has hit 31 of his last 32 field goals (96.9 percent) in the second half, dating back to the 2003 regular-season finale (including playoffs).
- In games when the kickoff temperature is less than 40 degrees, Vinatieri has hit 34 of his last 38 field goal attempts (89.5 percent). The performance dates back to Dec. 16, 2001 and includes a 13-for-14 performance in playoff games where the temperature is less than 40 degrees.

TAKING AIM

Adam Vinatieri is the most accurate kicker in franchise history and is tied for sixth among the most accurate kickers in NFL history. He has recorded an 81.8 percent conversion rate (261/319) over his nine-year career. He was 31-for-33 in 2004, setting a career high for accuracy with a 93.9 percent success rate. This season, Vinatieri has been successful on 78.3 percent of his kicks (18/23).

NFL ALL-TIME MOST ACCURATE KICKERS

(Minimum 100 FGM)

PLAYER	TEAM	PCT.	FGM/FGA
1. Mike Vanderjagt	Colts	87.4	216/247
2. Phil Dawson	Browns	83.6	133/159
3. Matt Stover	Ravens	83.0	377/454
4. Jeff Wilkins	Rams	82.5	249/302
5. Adam Vinatieri	Patriots	81.8	261/319
David Akers	Eagles	81.8	153/187
7. Olindo Mare	Dolphins	81.7	215/263
8. Ryan Longwell	Packers	81.4	223/274
9. John Carney	Saints	81.2	388/478
10. Jason Hanson	Lions	80.9	327/404

MILLER TIME

Punter JOSH MILLER is having the best season of his career and is on pace to approach the franchise record for punting yardage. The 10th-year veteran ranks fourth in the NFL, averaging 45.3 yards per punt. He has put 21 punts inside the 20-yard line against just four touchbacks. Miller is also on pace to set a career high for average, eclipsing his previous career-best 45.2 yards per punt, set in 1999 with the Pittsburgh Steelers.

2005 NFL PUNTING LEADERS (by Avg)

Player	Team	No.	Yds	Avg	Lg	TB	In20
Brian Moorman	BUF	70	3,194	45.6	68	9	21
Josh Bidwell	TB	84	3,825	45.5	61	13	23
Shane Lechler	OAK	73	3,323	45.5	64	8	22
Josh Miller	NE	72	3,265	45.3	59	4	21
Chris Kluwe	MIN	68	3,018	44.4	62	6	15
Scott Player	ARZ	68	3,012	44.3	60	7	17
Hunter Smith	IND	47	2,069	44.0	58	4	20

NOTE: Leaders are as of Dec. 27

PATRIOTS SINGLE-SEASON PUNTING LEADERS (by Avg)

Player	Year	No.	Yds	Avg	Lg	TB	In20
Tom Tupa	1997	78	3,569	45.8	73	14	24
Josh Miller	2005*	72	3,265	45.3	59	4	21
Rich Camarillo	1983	81	3,615	44.6	70	11	25
Tom Tupa	1998	74	3,294	44.5	64	9	13
Rich Camarillo	1982	49	2,140	43.7	76	5	10
Tom Tupa	1996	63	2,739	43.5	62	7	14

*-Through 15 games



THREE-TIME SUPER BOWL CHAMPIONS





PATRIOTS IN THE COMMUNITY

PATRIOTS GET WRAPPED UP IN HOLIDAY SPIRIT

On Tuesday, Dec. 13, nine members of the New England Patriots found themselves in a bind when they were wrapped up in holiday wrapping paper during the 13th annual Salvation Army and New England Patriots children's holiday party. More than 200 children from both Massachusetts and Rhode Island Salvation Army centers attended the party for a night of food, games and holiday caroling.

Patriots Chairman and CEO Robert Kraft, and Vice Chairman and President Jonathan Kraft, along with André Davis, Kevin Faulk, David Givens, Daniel Graham, Ellis Hobbs, Russ Hochstein, Willie McGinest, Richard Seymour, and Ty Warren were on hand to sign autographs, pose for pictures and visit with the children. The highlight of the evening was the games portion, during which the children participated in "Wrap-A-Pat," racing to cover Patriots players in wrapping paper, ribbons and bows. The kids also took on the Patriots players in a mock snowball fight, tossing balls of paper in an attempt to cover the players in "snow." The marshmallow toss featured teams of kids pairing with Patriots players to see which team could toss more marshmallows into a top hat that the Patriots players were wearing. It was a close race, but in the end Daniel Graham's team defeated Richard Seymour and Russ Hochstein's teams with a record-setting 17 marshmallows. At the end of the evening, each child left with a holiday present and memories to last a lifetime.



Willie McGinest and David Givens get wrapped up with holiday paper during the "Wrap-A-Pat" segment of the Salvation Army/New England Patriots holiday party.

PATRIOTS TO AWARD \$100,000 IN COLLEGE SCHOLARSHIPS TO LOCAL STUDENTS

The New England Patriots recently announced that the New England Patriots Charitable Foundation will be awarding \$100,000 in college scholarship money to local students this season.

Each week through "Totally Patriots," the team's new show aimed at younger fans, five students aged 13-18 years-old will be awarded scholarships ranging from \$500-\$2,500 during the "Write On" segment of the show. To apply, students must write an essay of at least 100 words and no more than 500 words on the Patriots' previous game. Each week, a first place winner will receive a \$2,500 college scholarship, second place will receive \$1,000, and three third place winners will each receive \$500 in scholarship money. All first place winners will also be eligible to win a \$15,000 grand prize scholarship or a \$10,000 runner-up scholarship at the conclusion of the season.

"Through the Patriots Charitable Foundation, we strive to improve the lives of the area's children by focusing many of our efforts on education," said Rena Clark, Vice President of Community Affairs and Corporate Philanthropy for the New England Patriots. "The financial demands of today's college education are considerable and scholarship money is vital for many families. The Kraft family and the Patriots organization are delighted to be able to provide many local students with assistance."

Essays can be submitted online at www.totallypatriots.com or mailed to Kraft Sports Productions, Attn: "Write On" Contest, Gillette Stadium, 1 Patriot Place, Foxborough, MA 02035. For more information, students should tune in to Totally Patriots each Sunday at 11 AM on WCVB-TV.

The New England Patriots Charitable Foundation was established in 1994 by the Kraft family as a vehicle to help support the youth and families of New England. The Foundation's mission is to assist a variety of charitable organizations and programs that foster cultural diversity, education, family, and health. The Foundation uses its resources to serve the youth of New England by encouraging their education, growth, creativity and development of character; and to help support a better quality of life in the communities the Foundation serves.

RECENT SCHOLARSHIP RECIPIENTS

1st Prize- Brenden Erhard, Marstons Mills, MA
2nd Prize- Renee Reder, Nashua, NH
3rd Prize- Joseph McGurrin, Warwick, RI
3rd Prize- Chakdor Lokyitsang, Cambridge, MA
3rd Prize- Alex Annese, City not provided

1st Prize- Nicole Reder, Nashua, N.H.
2nd Prize- Alexandra Leonard, Narragansett, R.I.
3rd Prize- Jacqueline Anderson, Mansfield, MA
3rd Prize- Sonika Hegde, Burlington, MA
3rd Prize- Kevin Cutting, Plymouth, MA
3rd Prize- Jessica Karner, Hopkinton, MA



THREE-TIME SUPER BOWL CHAMPIONS





BROADCAST INFORMATION

PATRIOTS ALL ACCESS

Patriots All Access, an Emmy Award-winning one-hour magazine show, airs weekly throughout the season on WCVB-TV Channel 5 in Boston. Indicative of its name, Patriots All Access provides viewers exclusive, behind-the-scenes access and weekly in-depth features on Patriots players and personnel. WCVB's Mike Lynch hosts the program and is joined by head coach Bill Belichick for a weekly chalk talk and also by a Patriots player of the week. Another weekly segment takes a look at what Patriots players do off the field. The show also offers game previews, reviews and comprehensive analysis of every Patriots game.



WCVB-TV Channel 5

Patriots All Access.....Saturdays at 7:00 p.m and Sundays at 10:00 a.m.

TOTALLY PATRIOTS



Totally Patriots, a youth-oriented football show, is making its debut for the 2005 season, airing each Sunday morning on WCVB, Channel 5 in Boston. The show, hosted by Kerry Connolly, is geared towards young fans and includes a health and fitness segment as well as a weekly football tips feature with Patriots Hall of Fame linebacker Andre Tippett and a current Patriots player. Other features and segments emphasize the importance of an active lifestyle and let young football players hear directly from the pros. Check your local listings for other times and locations.

WCVB-TV Channel 5

Totally Patriots.....Sundays at 11:00 a.m.

WBCN PATRIOTS ROCK RADIO NETWORK

For the 11th consecutive season, WBCN was proud to be the flagship station for the Patriots Rock Radio Network. Every Patriots game was heard on WBCN (104.1 FM) and its network of 36 stations throughout all six New England states. Longtime broadcast tandem Gil Santos and Gino Cappelletti call all of the action in static-free stereo sound.



**FLAGSHIP STATION
WBCN
Boston ★ 104.1 FM**



MASSACHUSETTS

WBSM	Fairhaven	1420 AM
WSAR	Fall River	1480 AM
WGAW	Gardner	1340 AM
WPVQ	Greenfield	95.3 FM
WBEC	Pittsfield	1420 AM
WBEC	Pittsfield	95.7 FM
WAQY	Springfield	102.1 FM
WXTK	Cape Cod	95.1 FM
WWFX	Worcester	100.1 FM

NEW HAMPSHIRE

WKXL	Concord	1450 AM
WSHK	Dover	105.3 FM
WSAK	Hampton	102.1 FM
WTPL	Hillsboro	107.7 FM
WVRR	Lebanon	101.7 FM
WFEA	Manchester	1370 AM
WWHQ	Meredith	101.5 FM
WPKQ	N. Conway	103.7 FM

RHODE ISLAND

WSKO	Providence	790 AM
WSKO	Providence	99.7 FM

VERMONT

WBTN	Bennington	1370 AM
WKVT	Battleboro	92.7 FM
WEAV	Burlington	960 AM
WXZO	Burlington	96.7 FM
WMXR	Woodstock	93.9 FM
WMOO	Derby	92.1 FM
WEXP	Rutland	101.5 FM
WSTJ	St Johnsbury	1340 AM
WSNO	Waterbury	1450 AM

MAINE

WEBB	Augusta	98.5 FM
WNSX	Bangor	97.7 FM
WHOU	Houlton	100.1 FM
WBLM	Portland	102.9 FM
WFZX	Searsport	101.7 FM

CONNECTICUT

WCCC	Hartford	106.9 FM
WMOS	New London	104.7 FM
WINY	Putnam	1350 AM

PATRIOTS MONDAY ON WEEI

Sports Radio WEEI has the exclusive rights to broadcast "Patriots Monday" from Gillette Stadium every week during the season. The daylong programming lineup offers fans unique access from head coach Bill Belichick and quarterback Tom Brady along with appearances by other star players.

Sports Radio WEEI

850 AM (Boston) and 103.7 FM (Providence)

Time (Mondays)	Show	Guest(s)
6:00 – 10:00 a.m.	Dennis and Callahan	Tom Brady
10:00 a.m. – 2:00 p.m.	Dale and Holley	Stars of the Week
2:00 – 6:00 p.m.	The Big Show	Coach Belichick

PATRIOTS FOOTBALL WEEKLY ON WB56

Join the editorial staff of Patriots Football Weekly for a half-hour Patriots extravaganza every Saturday night during the football season on WLVI-TV (WB56).

WLVI-TV Channel 56

Patriots Football Weekly Every Saturday night at Midnight

PATRIOTS.COM

The official Web site of the New England Patriots offers fans an exciting lineup of daily features and is one of the most advanced and exciting Web sites in all of sports. **Patriots.com Radio** features six hours of original daily programming beginning at noon ET and allows fans to interact with hosts and guests via phone and email. Besides these features, the site offers daily news updates, press releases and much more.

TELEVISION RATINGS

Historically, the Patriots have been at or near the top of the weekly television ratings for the 2.4 million homes in the Boston market. Below is a historical perspective to show the Patriots' consistent popularity in the Boston market.

2005 RATINGS: BOSTON TV MARKET

Date	Opponent	Net.	Boston TV	Rtg / Share
09/08	Oakland	ABC	WCVB 5	23.3 / 44
09/18	at Carolina	CBS	WBZ 4	22.3 / 50
09/25	at Pittsburgh	CBS	WBZ 4	29.9 / 52
10/02	San Diego	CBS	WBZ 4	21.0 / 43
10/09	at Atlanta	CBS	WBZ 4	27.4 / 55
10/16	at Denver	CBS	WBZ 4	28.9 / 48
10/30	Buffalo	ESPN	WCVB 5	27.8 / 46
11/07	Indianapolis	ABC	WCVB 5	27.4 / 44
11/13	at Miami	CBS	WBZ 4	24.7 / 53
11/20	New Orleans	Fox	WFXT 25	26.3 / 55
11/27	at Kansas City	CBS	WBZ 4	27.0 / 52
12/04	N.Y. Jets	CBS	WBZ 4	34.5 / 55
12/11	at Buffalo	CBS	WBZ 4	29.2 / 58
12/17	Tampa Bay	Fox	WFXT 25	29.5 / 60
12/26	at N.Y. Jets	ABC	WCVB 5	25.8 / 46

RATINGS HISTORY

Season	Rating / Share
2005 Regular Season Average	27.0 / 51
2004 Regular Season Average	31.2 / 56
2004 Postseason Average	48.9 / 70
2003 Regular Season Average	26.8 / 51
2003 Postseason Average	47.0 / 72
2002 Regular Season Average	28.5 / 53
2001 Regular Season Average	24.7 / 48
2001 Postseason Average	47.4 / 73

Note: Each ratings point represents one percent of the 2.4 million homes in the Boston TV market.



THREE-TIME SUPER BOWL CHAMPIONS





2005 TRANSACTIONS

MAY, 2005

5/2 Matt Phillips Released
 5/4 Keith Traylor Released
 5/6 Michael Rogers Released
 Mark Bartosic Released
 5/10 Chad Brown Signed
 5/12 Victor Leyva Signed
 5/18 Otis Smith Signed and placed on Res./Retired
 5/23 Troy Brown Re-Signed

JUNE, 2005

6/1 Lance Nimmo Released
 Chris Redman Released
 6/6 Antuan Edwards Signed
 6/9 Ike Charlton Released
 6/10 Andy Stokes Signed
 6/15 Travis Conway Released
 Mike Lorenz Released
 6/28 Bryan Anderson Signed
 Chad Morton Signed
 Matt Cassel Signed
 Ryan Claridge Signed

JULY, 2005

7/15 Scott Pioli Signed to a contract extension
 7/20 Nick Kaczur Signed
 James Sanders Signed
 7/22 Ellis Hobbs Signed
 DeCori Birmingham Released
 7/23 Earl Charles Released
 7/24 Bam Childress Signed
 DeMarco McNeil Released
 7/25 Logan Mankins Signed
 7/27 Michael McGrew Released
 7/28 Ted Johnson Retired
 Rich Musinski Signed
 Bryan Anderson, Tedy Bruschi, Tim Dwight,
 Chad Morton and Bethel Johnson
 Placed on PUP list
 Ethan Kelley Placed on NFI list
 7/29 Eugene Baker Signed
 Bryan Anderson Released
 7/31 Jason Anderson Signed

AUGUST, 2005

8/1 Tim Dwight Activated from PUP list
 Ethan Kelley Released
 Jake Schifino Released
 8/2 Mario Monds Signed
 8/3 Tom Sverchek Signed
 Rich Musinski Released
 8/5 Ricky Bryant Released
 8/8 Matt Brandt Signed
 Andy Stokes Released
 8/9 Matt Brandt Released
 8/14 Mario Monds Released
 8/15 Ifo Pili Signed
 Ryan Claridge Placed on Reserve / Injured
 8/21 Rhett Kopp Released
 8/22 Andre' Davis Acquired via Trade (CLV)
 8/24 Eugene Baker Released
 8/25 Antuan Edwards Released
 8/29 Rohan Davey, Cedric Cobbs
 and Dexter Reid Released
 8/30 Jason Anderson, Robbie Gould, Ryan Krug,
 Chad Morton, Ifo Pili, Hank Poteat
 and Santonio Thomas Released
 Bethel Johnson Activated from PUP list
 Michael McGrew Placed on Reserve / Injured

SEPTEMBER, 2005

9/3 Eric Alexander, Rodney Bailey, Kory Chapman, Bam
 Childress, Kyle Eckel, Joel Jacobs, Victor Leyva, Gene
 Mruczkowski, Jeff Roehl, P.K. Sam, Grant Steen, Tom
 Sverchek, David Terrell, Andre Torrey, Raymond
 Ventrone, Jed Weaver and Billy Yates
 Released
 9/4 Eric Alexander, Kory Chapman, Bam Childress, Ryan Krug,
 Jared Newberry, Raymond Ventrone and Billy Yates
 Signed to the Practice Squad
 9/5 Wesley Britt Signed to the Practice Squad
 9/7 Andre Torrey Signed to the Practice Squad
 Raymond Ventrone Released from Practice Squad
 9/8 P.K. Sam Signed to the Practice Squad
 Ryan Krug Released from Practice Squad
 9/9 Raymond Ventrone Signed to the Practice Squad
 Andre Torrey Released from Practice Squad
 9/21 Santonio Thomas Signed to the Practice Squad
 9/27 Rodney Harrison Placed on Reserve / Injured
 Wesly Mallard Released
 9/28 Gene Mruczkowski, Michael Stone
 and Amos Zereoue Signed
 Andre' Davis Released
 Ryan Krug Signed to the Practice Squad
 Jared Newberry Released from Practice Squad

OCTOBER, 2005

10/8 Eric Alexander Signed to the active roster
 Gene Mruczkowski Released
 10/11 Eric Alexander Released
 10/12 Arturo Freeman Signed
 Wesly Mallard Signed
 Chad Scott Placed on Reserve / Injured
 Eric Alexander Signed to the Practice Squad
 10/19 Andre' Davis Signed
 Hank Poteat Signed
 Guss Scott Placed on Reserve / Injured
 Wesly Mallard Released
 10/27 Tyrone Poole Placed on Reserve / Injured
 10/29 Tedy Bruschi Activated from Reserve / PUP

NOVEMBER, 2005

11/1 Heath Evans Signed
 Amos Zereoue Released
 11/4 Michael Cloud Signed
 Arturo Freeman Released
 11/10 Duane Starks Placed on Reserve / Injured
 11/12 Billy Yates Signed to Active Roster
 11/15 Artrell Hawkins Signed
 Gene Mruczkowski Signed
 Randall Gay Placed on Reserve / Injured
 Dan Koppen Placed on Reserve / Injured
 11/16 Michael Harden Signed to the Practice Squad
 11/29 Michael Cloud Released

DECEMBER, 2005

12/2 Michael Cloud Signed
 12/5 Michael Harden Released from Practice Squad
 12/13 Ross Tucker Signed
 Michael Cloud Released
 Ryan Krug Released from Practice Squad
 12/22 Matt Light Placed on Reserve / Injured



THREE-TIME SUPER BOWL CHAMPIONS





2005 OFFENSIVE STATISTICS

WON 10, LOST 5

09/08 W 30-20	Oakland	68,756
09/18 L 17-27	at Carolina	73,528
09/25 W 23-20	at Pittsburgh	64,868
10/02 L 17-41	San Diego	68,756
10/09 W 31-28	at Atlanta	71,079
10/16 L 20-28	at Denver	76,571
10/30 W 21-16	Buffalo	68,756
11/07 L 21-40	Indianapolis	68,756
11/13 W 23-16	at Miami	73,405
11/20 W 24-17	New Orleans	68,756
11/27 L 16-26	at Kansas City	78,025
12/04 W 16- 3	New York Jets	68,756
12/11 W 35- 7	at Buffalo	71,810
12/17 W 28- 0	Tampa Bay	68,756
12/26 W 31-21	at New York Jets	77,569
01/01	Miami	

* RUSHING	No.	Yds	Avg	Long	TD
Dillon	209	733	3.5	29	12
Pass	45	219	4.9	31	3
Evans LG	46	185	4.0	21	0
Evans TM	45	185	4.1	21	0
Faulk	45	133	3.0	13	0
Brady	26	87	3.3	15	1
Cloud	23	59	2.6	15	0
Dwight	3	16	5.3	12	0
Zereoue	7	14	2.0	12	0
Givens	2	13	6.5	9	0
Cassel	1	-1	-1.0	-1	0
Flutie	5	-1	-2.2	2	0
TEAM	411	1457	3.5	31	16
OPPONENTS	397	1432	3.6	68	10

* RECEIVING	No.	Yds	Avg	Long	TD
Branch	76	979	12.9	51	4
Givens	58	720	12.4	40	2
T. Brown	39	466	11.9	71	2
Faulk	29	260	9.0	23	0
Watson	27	402	14.9	35	3
Pass	22	227	10.3	39	0
Dillon	22	181	8.2	25	1
Dwight	17	306	18.0	59	2
Graham	16	235	14.7	45t	3
Evans LG	12	81	6.8	15	0
Evans TM	8	64	8.0	15	0
Fauria	8	57	7.1	18	2
A. Davis	7	143	20.4	60t	1
Johnson	4	67	16.8	55t	1
Vrabel	3	4	1.3	2t	3
Zereoue	1	5	5.0	5	0
Ashworth	1	1	1.0	1t	1
TEAM	338	4117	12.2	71	25
OPPONENTS	274	3687	13.5	85t	24

TOTAL FIRST DOWNS	318	281
Rushing	96	85
Passing	195	165
Penalty	27	31
3rd Down: Made/Att	88/207	83/202
3rd Down Pct.	42.5	41.1
4th Down: Made/Att	10/14	3/9
4th Down Pct.	71.4	33.3
POSSESSION AVG.	30:53	29:07
TOTAL NET YARDS	5373	4905
Avg. Per Game	358.2	327.0
Total Plays	974	920
Avg. Per Play	5.5	5.3
NET YARDS RUSHING	1457	1432
Avg. Per Game	97.1	95.5
Total Rushes	411	397
NET YARDS PASSING	3916	3473
Avg. Per Game	261.1	231.5
Sacked/Yards Lost	27/201	31/214
Gross Yards	4117	3687
Att./Completions	536/338	492/274
Completion Pct.	63.1	55.7
Had Intercepted	14	10
PUNTS/AVERAGE	73/44.7	77/43.9
NET PUNTING AVG.	73/38.3	77/37.8
PENALTIES/YARDS	104/876	123/991
FUMBLES/BALL LOST	17/9	13/8
TOUCHDOWNS	43	36
Rushing	16	10
Passing	25	24
Returns	2	2

* INTERCEPTIONS	No.	Yds	Avg	Long	TD
Samuel	3	15	5.0	15	0
Hobbs	3	8	2.7	8	0
Vrabel	2	23	11.5	24t	1
Sanders	1	39	39.0	39t	1
Wilson	1	0	0.0	0	0
TEAM	10	85	8.5	39t	2
OPPONENTS	14	188	13.4	74t	2

* PUNTING	No.	Yds	Avg	Net	TB	In	Lg	B
Miller	72	3265	45.3	38.3	4	21	59	1
TEAM	73	3265	44.7	38.3	4	21	59	1
OPPONENTS	77	3382	43.9	37.8	8	24	68	0

* PUNT RETURNS	Ret	FC	Yds	Avg	Long	TD
Dwight	31	12	267	8.6	29	0

* SCORE BY PERIODS	Q1	Q2	Q3	Q4	OT	PTS
TEAM	83	71	94	105	0	353
OPPONENTS	48	111	51	100	0	310

* SCORING	TD-Ru	Pa	Rt	K-PAT	FG	S	PTS
-----------	-------	----	----	-------	----	---	-----

Vinatieri	0	0	0	0	39/40	18/23	0	93
Dillon	13	12	1	0			0	78
Branch	4	0	4	0			0	24
Vrabel	4	0	3	1			0	24
Graham	3	0	3	0			0	18
Pass	3	3	0	0			0	18
Watson	3	0	3	0			0	18
T. Brown	2	0	2	0			0	12
Dwight	2	0	2	0			0	12
Fauria	2	0	2	0			0	12
Givens	2	0	2	0			0	12
Ashworth	1	0	1	0			0	6
Brady	1	1	0	0			0	6
A. Davis	1	0	1	0			0	6
Johnson	1	0	1	0			0	6
Sanders	1	0	0	1			0	6
Evans LG	0	0	0	0			0	2
Evans TM	0	0	0	0			0	2
TEAM	43	16	25	2	39/40	18/23	0	353
OPPONENTS	36	10	24	2	32/32	20/26	0	310

* KICKOFF RETURNS	No.	Yds	Avg	Long	TD
Johnson	31	694	22.4	54	0
Hobbs	15	361	24.1	37	0
Dwight	8	183	22.9	32	0
Faulk	4	81	20.3	26	0
Banta-Cain	1	14	14.0	14	0
Cloud	1	15	15.0	15	0
Izzo	1	0	0.0	0	0
Pass	1	10	10.0	10	0
Stone	1	0	0.0	0	0
Watson	1	1	1.0	1	0
TEAM	64	1359	21.2	54	0
OPPONENTS	64	1418	22.2	46	0

* FIELD GOALS	1-19	20-29	30-39	40-49	50+
Vinatieri	0/0	7/7	8/9	3/5	0/2
TEAM	0/0	7/7	8/9	3/5	0/2
OPPONENTS	0/0	6/6	7/10	4/6	3/4

SACKS: Colvin 7, McGinest 6.5, Vrabel 4.5, Seymour 3.5, Green 2.5, Bruschi 2, Beisel 1, Hawkins 1, Poteat 1, Warren 1, Klecko 0.5, Wilfork 0.5, TEAM 31, OPPONENTS 27

* PASSING	Att	Cmp	Yds	Cmp%	Yds/Att	TD	TD%	Int	Int%	Long	Sack/Lost	Rating
Brady	522	331	4073	63.4	7.80	25	4.8	13	2.5	71	26/188	93.0
Flutie	10	5	29	50.0	2.90	0	0.0	0	0.0	13	1/13	56.3
Cassel	4	2	15	50.0	3.75	0	0.0	1	25.0	12	0/0	19.8
TEAM	536	338	4117	63.1	7.68	25	4.7	14	2.6	71	27/201	91.3
OPPONENTS	492	274	3687	55.7	7.49	24	4.9	10	2.0	85t	31/214	87.5



THREE-TIME SUPER BOWL CHAMPIONS





2005 DEFENSIVE STATISTICS

Tackle Statistics Based on Coaches' Film Review

DEFENSIVE STATISTICS											SP. TEAMS					FUMBLES - LOST (17-9)				
Name	TT	UT	A	S/ YL	Int/	Yds	PD	FF	FR		TT	UT	A	FF	FR	Own				
																No.	Lost	Rec.	O.B.	
Mike Vrabel	109	75	34	4.5	27.0	2	23	5	1	-	6	3	3	-	-	Tom Brady	4	3	0	0
Vince Wilfork	88	40	48	0.5	4.0	-	-	1	-	1	0	0	0	-	-	Kevin Faulk	3	2	1	0
Ty Warren	73	37	36	1.0	8.0	-	-	1	-	1	0	0	0	-	-	Doug Flutie	2	1	1	0
Rosevelt Colvin	72	49	23	7.0	53.0	-	-	2	2	1	0	0	0	-	-	Patrick Pass	2	1	0	0
Tedy Bruschi	72	38	34	2.0	20.0	-	-	4	1	-	3	1	2	-	-	Corey Dillon	1	1	0	0
Richard Seymour	67	39	28	3.5	28.5	-	-	4	1	1	0	0	0	-	-	Benjamin Watson	1	1	0	0
Willie McGinest	62	49	13	6.5	39.5	-	-	5	-	1	0	0	0	-	-	Daniel Graham	1	0	1	0
Eugene Wilson	62	38	24	-	-	1	0	8	-	1	8	5	3	-	-	Ellis Hobbs	1	0	1	0
Asante Samuel	53	41	12	-	-	3	15	18	-	-	0	0	0	-	-	Bethel Johnson	1	0	1	0
Jarvis Green	53	30	23	2.5	18.0	-	-	-	1	-	0	0	0	-	-	Tim Dwight	1	0	1	0
Monty Beisel	50	28	22	1.0	2.0	-	-	1	1	-	5	3	2	-	-	Logan Mankins	0	0	1	0
Chad Brown	46	31	15	-	-	-	-	-	-	-	3	2	1	-	-	Tom Ashworth	0	0	1	0
Ellis Hobbs	35	25	10	-	-	3	8	11	-	2	3	1	2	-	-	Totals	17	9	8	0
Michael Stone	31	26	5	-	-	-	-	-	-	-	16	8	8	-	-					
Duane Starks	26	18	8	-	-	-	-	5	-	-	0	0	0	-	-					
Guss Scott	19	16	3	-	-	-	-	-	-	-	5	2	3	-	-					
Artrell Hawkins	16	12	4	1.0	1.0	-	-	-	-	-	2	0	2	-	-					
Rodney Harrison	16	7	9	-	-	-	-	1	-	-	3	2	1	-	-					
Hank Poteat	15	12	3	1.0	9.0	-	-	-	1	-	0	0	0	-	-					
Randall Gay	11	10	1	-	-	-	-	1	-	-	3	2	1	-	-					
Mike Wright	11	6	5	-	-	-	-	-	-	-	0	0	0	-	-					
Arturo Freeman	8	5	3	-	-	-	-	-	-	-	0	0	0	-	-					
James Sanders	7	4	3	-	-	1	39	1	-	-	3	2	1	-	1					
Marquise Hill	5	4	1	-	-	-	-	-	-	-	0	0	0	-	-					
Dan Klecko	5	4	1	0.5	4.0	-	-	-	-	-	1	0	1	-	-					
Chad Scott	2	2	0	-	-	-	-	-	-	-	0	0	0	-	-					
Matt Chatham	2	0	2	-	-	-	-	-	-	-	17	5	12	-	-					
Tyrone Poole	1	1	0	-	-	-	-	-	-	-	0	0	0	-	-					
Larry Izzo	1	1	0	-	-	-	-	1	-	-	16	10	6	-	-					
Don Davis	0	0	0	-	-	-	-	-	-	-	24	7	17	-	-					
Tully Banta-Cain	0	0	0	-	-	-	-	-	-	-	10	3	7	-	-					
Bethel Johnson	0	0	0	-	-	-	-	-	-	-	8	6	2	-	1					
Patrick Pass	0	0	0	-	-	-	-	-	-	-	5	4	1	-	-					
Wesly Mallard	0	0	0	-	-	-	-	-	-	-	3	2	1	-	-					
Lonie Paxton	0	0	0	-	-	-	-	-	-	-	3	1	2	-	-					
Michael Cloud	0	0	0	-	-	-	-	-	-	-	2	1	1	-	-					
Benjamin Watson	0	0	0	-	-	-	-	-	-	-	1	1	0	-	-					
Daniel Graham	0	0	0	-	-	-	-	-	-	-	1	1	0	-	-					
Heath Evans	0	0	0	-	-	-	-	-	-	-	1	0	1	-	-					
Adam Vinatieri	0	0	0	-	-	-	-	-	-	-	1	0	1	-	-					
Tim Dwight	0	0	0	-	-	-	-	-	-	-	0	0	0	-	1					
Totals	1018	648	370	31.0	214.0	10	85	69	8	8	153	72	81	0	3					

BLOCKED KICKS			
	XP	FG	P
Totals	0	0	0

MISC. OFFENSIVE STATS				
	Tkl	Ast	FF	FR
Deion Branch	3	0	0	0
Stephen Neal	2	0	0	0
Troy Brown	1	0	0	0
Heath Evans	1	0	0	0
Benjamin Watson	1	0	0	0
Matt Light	1	0	0	0
Logan Mankins	1	0	0	0
Daniel Grahm	1	0	0	0
Kevin Faulk	1	0	0	0
Dan Koppen	1	0	0	0
Totals	13	0	0	0

BLOCKED KICKS		
XP	FG	P
Totals	0	0

MISC. OFFENSIVE STATS				
Tkl	Ast	FF	FR	
Deion Branch	3	0	0	0
Stephen Neal	2	0	0	0
Troy Brown	1	0	0	0
Heath Evans	1	0	0	0
Benjamin Watson	1	0	0	0
Matt Light	1	0	0	0
Logan Mankins	1	0	0	0
Daniel Graham	1	0	0	0
Kevin Faulk	1	0	0	0
Dan Koppen	1	0	0	0
Totals	13	0	0	0

LEGEND

TT-	Total Tackles	PD-	Pass Defensed
UT-	Unassisted Tackles	FF-	Forced Fumbles
A-	Assists	FR-	Fumbles Recovered



THREE-TIME SUPER BOWL CHAMPIONS





How The 2005 Patriots Were Built

YEAR	DRAFTEES (25)	AS OF DECEMBER 27, 2005 VETERAN FREE AGENTS (17)	WAIVERS (1) / TRADES (2)	ROOKIE AND FIRST-YEAR FREE AGENTS (7)
1993	Troy Brown (8)			
1994	Willie McGinest (1)			
1995				
1996	Tedy Bruschi (3)			Adam Vinatieri (fa)
1997				
1998				
1999	Kevin Faulk (2)			
2000	Tom Brady (6b) Patrick Pass (7b)		Matt Chatham (fa) (cw-STL)	Lonie Paxton (fa)
2001	Richard Seymour (1)	Larry Izzo (fa) (MIA) Mike Vrabel (3) (PIT)		Tom Ashworth (fa) Stephen Neal (fa)
2002	Daniel Graham (1) Deion Branch (2) Jarvis Green (4b) David Givens (7b)	Christian Fauria (2) (SEA)		Russ Hochstein (5)
2003	Ty Warren (1) Eugene Wilson (2a) Bethel Johnson (2b) Dan Klecko (D4a) Asante Samuel (4b) Tully Banta-Cain (7b)	Rosevelt Colvin (4) (CHI) Don Davis (fa) (STL) Brandon Gorin (7) (SD)		Gene Mruczkowski (fa)
2004	Vince Wilfork (1a) Benjamin Watson (1b) Marquise Hill (2)	Josh Miller (fa) (PIT) Billy Yates (fa) (MIA)	Corey Dillon (2) (tr-CIN)	
2005	Logan Mankins (1) Ellis Hobbs (3a) Nick Kaczur (3b) James Sanders (4) Matt Cassel (7a)	Monty Beisel (4) (KC) Chad Brown (2) (SEA) Tim Dwight (4) (SD) Heath Evans (3) (MIA) Doug Flutie (11) (SD) Artrell Hawkins (2) (WAS) Hank Poteat (3) (PIT) Michael Stone (2) (STL) Ross Tucker (fa) (BUF)	Andre' Davis (2) (tr-CLV)	Mike Wright (fa)
		INJURED RESERVE (10) Ryan Claridge (D5-05) Randall Gay (FA-04) Rodney Harrison (FA-03) Dan Koppen (D5-03) Matt Light (D2-01) Michael McGrew (FA-05) Tyrone Poole (FA-03) Chad Scott (FA-05) Guss Scott (D3-04) Duane Starks (TR-05)		
^ Restricted Free Agent (#) - indicates round drafted (fa) - indicates non-drafted free agents				



THREE-TIME SUPER BOWL CHAMPIONS





UNOFFICIAL 2005 DEPTH CHART

Unofficial depth chart compiled by Patriots Media Relations, December 27, 2005

OFFENSE

WR: 83 Deion Branch (15/14/0/0)	86 Tim Dwight (15/1/0/0)	81 Bethel Johnson (11/1/0/4)
LT: <u>77 Nick Kaczur (13/10/0/2)</u>	68 Tom Ashworth (13/11/0/2)	
LG: <u>70 Logan Mankins (15/15/0/0)</u>	64 Gene Mruczkowski (6/0/0/1)	
C: 71 Russ Hochstein (15/6/0/0)	64 Gene Mruczkowski (6/0/0/1)	69 Ross Tucker (0/0/0/2)*
RG: 61 Stephen Neal (15/15/0/0)	74 Billy Yates (3/0/1/3)*	69 Ross Tucker (0/0/0/2)*
RT: 76 Brandon Gorin (11/7/1/3)	68 Tom Ashworth (13/11/0/2)	
TE: 82 Daniel Graham (11/9/0/4)*	84 Benjamin Watson (14/8/0/1)	88 Christian Fauria (15/10/0/0)
WR: 87 David Givens (12/9/0/3)	80 Troy Brown (12/3/1/2)	18 Andre' Davis (8/3/0/4)
QB: 12 Tom Brady (15/15/0/0)	2 Doug Flutie (4/0/11/0)	<u>16 Matt Cassel (2/0/0/13)*</u>
RB: 28 Corey Dillon (12/10/1/2)	33 Kevin Faulk (7/1/0/8)	
FB: 35 Patrick Pass (11/4/0/4)	44 Heath Evans (5/1/0/3)	

DEFENSE

LE: 94 Ty Warren (15/15/0/0)	91 Marquise Hill (7/0/0/8)*	
NT: 75 Vince Wilfork (15/15/0/0)	<u>99 Mike Wright (13/0/2/0)</u>	90 Dan Klecko (9/0/0/5)*
RE: 93 Richard Seymour (11/11/0/4)	97 Jarvis Green (14/5/0/0)	
OLB: 55 Willie McGinest (15/15/0/0)	95 Tully Banta-Cain (12/0/0/3)*	
ILB: 54 Tedy Bruschi (9/9/0/0)	52 Monty Beisel (14/6/0/1)	53 Larry Izzo (15/0/0/0)
ILB: 50 Mike Vrabel (15/15/0/0)	98 Chad Brown (14/5/0/1)	51 Don Davis (15/0/0/0)
OLB: 59 Rosevelt Colvin (15/10/0/0)	58 Matt Chatham (14/0/0/1)	
LCB: 22 Asante Samuel (15/15/0/0)	32 Hank Poteat (9/0/0/0)	
RCB: <u>27 Ellis Hobbs (15/7/0/0)</u>	25 Artrell Hawkins (5/4/0/1)	
SS: 25 Artrell Hawkins (5/4/0/1)	24 Michael Stone (12/3/0/0)	
FS: 26 Eugene Wilson (15/15/0/0)	<u>36 James Sanders (9/1/0/6)</u>	

SPECIAL TEAMS

K: 4 Adam Vinatieri (15/0/0/0)	8 Josh Miller (15/0/0/0)	
P: 8 Josh Miller (15/0/0/0)	4 Adam Vinatieri (15/0/0/0)	
H: 8 Josh Miller (15/0/0/0)	12 Tom Brady (15/15/0/0)	
PR: 86 Tim Dwight (15/1/0/0)	80 Troy Brown (12/3/1/2)	
KR: 81 Bethel Johnson (11/1/0/4)	<u>27 Ellis Hobbs (15/7/0/0)</u>	86 Tim Dwight (15/1/0/0)
LS: 66 Lonie Paxton (15/0/0/0)	71 Russ Hochstein (15/6/0/0)	

*- Player was inactive for last week's game
Rookie and first-year players are underlined

PATRIOTS PRONUNCIATION GUIDE

Monty Beisel.....	BYE-sull	Bethel Johnson	BETH-ull
Matt Cassel	CASTLE	Nick Kaczur	KÄ-zur
Christian Fauria	FOUR-ee-ay	Gene Mruczkowski	merch-KOWSKI
Marquise Hill	mar-KEESE	Adam Vinatieri	vin-a-TERRY
Russ Hochstein.....	HOKE-stine		



THREE-TIME SUPER BOWL CHAMPIONS





2005 ALPHABETICAL ROSTER

December 27, 2005

#	NAME	POS	HT	WT	BORN	YR	COLLEGE	H.S. HOMETOWN
68	Ashworth, Tom	T	6-6	305	10/10/77	4	Colorado	Englewood, Colo.
95	Banta-Cain, Tully	LB	6-2	250	08/28/80	3	California	Sunnyvale, Calif.
52	Beisel, Monty	LB	6-3	238	08/20/78	5	Kansas State	Douglass, Kan.
12	Brady, Tom	QB	6-4	225	08/03/77	6	Michigan	San Mateo, Calif.
83	Branch, Deion	WR	5-9	193	07/18/79	4	Louisville	Albany, Ga.
98	Brown, Chad	LB	6-2	245	07/12/70	13	Colorado	Altadena, Calif.
80	Brown, Troy	WR	5-10	196	07/02/71	13	Marshall	Blackville, S.C.
54	Bruschi, Tedy	LB	6-1	247	06/09/73	10	Arizona	Roseville, Calif.
16	Cassel, Matt	QB	6-4	222	05/17/82	R	Southern California	Northridge, Calif.
58	Chatham, Matt	LB	6-4	250	06/28/77	6	South Dakota	Sioux City, Iowa
59	Colvin, Rosevelt	LB	6-3	250	09/05/77	7	Purdue	Indianapolis, Ind.
18	Davis, Andre'	WR	6-1	195	06/12/79	4	Virginia Tech	Niskayuna, N.Y.
51	Davis, Don	LB	6-1	235	12/17/72	10	Kansas	Olathe, Kan.
28	Dillon, Corey	RB	6-1	225	10/24/74	9	Washington	Seattle, Wash.
86	Dwight, Tim	WR	5-8	180	07/13/75	8	Iowa	Iowa City, Iowa
44	Evans, Heath	FB	6-0	250	12/30/78	5	Auburn	West Palm Beach, Fla.
33	Faulk, Kevin	RB	5-8	202	06/05/76	7	Louisiana State	Carencro, La.
88	Fauria, Christian	TE	6-4	250	09/22/71	11	Colorado	Encino, Calif.
2	Flutie, Doug	QB	5-10	180	10/23/62	12	Boston College	Natick, Mass.
87	Givens, David	WR	6-0	215	08/16/80	4	Notre Dame	Humble, Texas
76	Gorin, Brandon	T	6-6	308	07/17/78	4	Purdue	Muncie, Ind.
82	Graham, Daniel	TE	6-3	257	11/16/78	4	Colorado	Denver, Colo.
97	Green, Jarvis	DL	6-3	290	01/12/79	4	Louisiana State	Donaldsonville, La.
25	Hawkins, Artrell	DB	5-10	190	11/24/76	8	Cincinnati	Johnstown, Pa.
91	Hill, Marquise	DE	6-6	300	08/07/82	2	Louisiana State	New Orleans, La.
27	Hobbs, Ellis	CB	5-9	188	05/16/83	R	Iowa State	DeSoto, Texas
71	Hochstein, Russ	C	6-4	305	10/07/77	5	Nebraska	Hartington, Neb.
53	Izzo, Larry	LB	5-10	228	09/26/74	10	Rice	Houston, Texas
81	Johnson, Bethel	WR	5-11	200	02/11/79	3	Texas A&M	Corsicana, Texas
77	Kaczur, Nick	T	6-4	319	07/28/79	R	Toledo	Brantford, Ontario
90	Klecko, Dan	DL	5-11	275	01/12/81	3	Temple	Colts Neck, N.J.
70	Mankins, Logan	OL	6-4	307	03/10/82	R	Fresno State	Catheys Valley, Calif.
55	McGinest, Willie	LB	6-5	270	12/11/71	12	Southern California	Long Beach, Calif.
8	Miller, Josh	P	6-4	225	07/14/70	10	Arizona	Rockaway, N.Y.
64	Mruczkowski, Gene	G/C	6-2	305	06/06/80	3	Purdue	Cleveland, Ohio
61	Neal, Stephen	G	6-4	305	10/09/76	4	Cal State-Bakersfield	San Diego, Calif.
35	Pass, Patrick	FB	5-10	217	12/31/77	6	Georgia	Tucker, Ga.
66	Paxton, Lonie	LS	6-2	260	03/13/78	6	Sacramento State	Corona, Calif.
32	Poteat, Hank	CB	5-10	192	08/30/77	4	Pittsburgh	Harrisburg, Pa.
22	Samuel, Asante	CB	5-10	185	01/06/81	3	Central Florida	Ft. Lauderdale, Fla.
36	Sanders, James	S	5-10	207	11/11/83	R	Fresno State	Porterville, Calif.
93	Seymour, Richard	DL	6-6	310	10/06/79	5	Georgia	Gadsden, S.C.
24	Stone, Michael	S	6-0	201	02/13/78	5	Memphis	Southfield, Mich.
69	Tucker, Ross	OL	6-4	316	03/02/79	5	Princeton	Wyomissing, Pa.
4	Vinatieri, Adam	K	6-0	202	12/28/72	10	South Dakota State	Rapid City, S.D.
50	Vrabel, Mike	LB	6-4	261	08/14/75	9	Ohio State	Akron, Ohio
94	Warren, Ty	DL	6-5	300	02/06/81	3	Texas A&M	Bryan, Texas
84	Watson, Benjamin	TE	6-3	253	12/18/80	2	Georgia	Rock Hill, S.C.
75	Wilfork, Vince	DL	6-2	325	11/04/81	2	Miami (Fla.)	Boynton Beach, Fla.
26	Wilson, Eugene	S	5-10	195	08/17/80	3	Illinois	Merrillville, Ind.
99	Wright, Mike	DL	6-4	295	03/01/82	R	Cincinnati	Cincinnati, Ohio
74	Yates, Billy	G	6-2	305	04/15/80	2	Texas A&M	Fort Worth, Texas

PRACTICE SQUAD

49	Alexander, Eric	LB	6-2	240	02/08/82	2	Louisiana State	Port Arthur, Texas
65	Britt, Wesley	T	6-8	314	11/21/81	R	Alabama	Cullman, Ala.
13	Childress, Bam	WR	5-10	185	03/31/82	R	Ohio State	Warrensville Heights, Ohio
14	Sam, P.K.	WR	6-3	210	02/26/83	2	Florida State	Buford, Ga.
92	Thomas, Santonio	DL	6-4	308	07/02/81	R	Miami (Fla.)	Belle Glade, Fla.
41	Ventrone, Raymond	S	5-10	200	10/21/82	R	Villanova	Pittsburgh, Pa.

HEAD COACH: BILL BELICHICK

ASSISTANTS: Joel Collier, Assistant Secondary; Brian Daboll, Wide Receivers; Ivan Fears, Running Backs; Pepper Johnson, Defensive Line; Eric Mangini, Defensive Coordinator; Pete Mangurian, Tight Ends; Josh McDaniels, Quarterbacks; Harold Nash, Assistant Strength and Conditioning; Matt Patricia, Assistant Offensive Line; Dean Pees, Linebackers; Dante Scarnecchia, Assistant Head Coach/Offensive Line; Brad Seely, Special Teams; Mike Woicik, Strength and Conditioning.



THREE-TIME SUPER BOWL CHAMPIONS





2005 NUMERICAL ROSTER

December 27, 2005

#	NAME	POS	HT	WT	AGE	YR	COLLEGE	HOW ACQ.	P/S/D/I
2	Doug Flutie	QB	5-10	180	43	12	Boston College	FA (SD)-05	4/0/11/0
4	Adam Vinatieri	K	6-0	202	32	10	South Dakota State	FA-96	15/0/0/0
8	Josh Miller	P	6-4	225	35	10	Arizona	FA (PIT)-04	15/0/0/0
12	Tom Brady	QB	6-4	225	28	6	Michigan	D6b-00	15/15/0/0
16	Matt Cassel	QB	6-4	222	23	R	Southern California	D7a-05	1/0/0/14
18	Andre' Davis	WR	6-1	195	26	4	Virginia Tech	TR (CLV)-05	8/3/0/4
22	Asante Samuel	CB	5-10	185	24	3	Central Florida	D4b-03	15/15/0/0
24	Michael Stone	S	6-0	201	27	5	Memphis	FA (STL)-05	12/3/0/0
25	Artrell Hawkins	DB	5-10	190	29	8	Cincinnati	FA (WAS)-05	5/4/0/1
26	Eugene Wilson	S	5-10	195	25	3	Illinois	D2a-03	15/15/0/0
27	Ellis Hobbs	CB	5-9	188	22	R	Iowa State	D3a-05	15/7/0/0
28	Corey Dillon	RB	6-1	225	31	9	Washington	TR (CIN)-04	12/10/1/2
32	Hank Poteat	CB	5-10	192	28	4	Pittsburgh	FA (CAR)-04	9/0/0/0
33	Kevin Faulk	RB	5-8	202	29	7	Louisiana State	D2-99	7/1/0/8
35	Patrick Pass	FB	5-10	217	28	6	Georgia	D7b-00	11/4/0/4
36	James Sanders	S	5-10	207	22	R	Fresno State	D4-05	9/1/0/6
44	Heath Evans	FB	6-0	250	26	5	Auburn	FA (MIA)-05	5/1/0/3
50	Mike Vrabel	LB	6-4	261	30	9	Ohio State	UFA (PIT)-01	15/15/0/0
51	Don Davis	LB	6-1	235	33	10	Kansas	UFA (STL)-03	15/0/0/0
52	Monty Beisel	LB	6-3	238	27	5	Kansas State	UFA (KC)-05	14/5/0/1
53	Larry Izzo	LB	5-10	228	31	10	Rice	UFA (MIA)-01	15/0/0/0
54	Tedy Bruschi	LB	6-1	247	32	10	Arizona	D3-96	9/9/0/0
55	Willie McGinest	LB	6-5	270	34	12	Southern California	D1-94	15/15/0/0
58	Matt Chatham	LB	6-4	250	27	6	South Dakota	CW-00	14/0/0/1
59	Rosevelt Colvin	LB	6-3	250	28	7	Purdue	UFA (CHI)-03	15/10/0/0
61	Stephen Neal	G	6-4	305	29	4	Cal State-Bakersfield	FA-01	15/15/0/0
64	Gene Muczkowski	G/C	6-2	305	25	3	Purdue	FA-03	6/0/0/1
66	Lonie Paxton	LS	6-2	260	27	6	Sacramento State	FA-00	15/0/0/0
68	Tom Ashworth	T	6-6	305	28	4	Colorado	FA-01	13/11/0/2
69	Ross Tucker	OL	6-4	316	26	5	Princeton	FA-05	0/0/0/2
70	Logan Mankins	OL	6-4	307	23	R	Fresno State	D1-05	15/15/0/0
71	Russ Hochstein	C	6-4	305	28	5	Nebraska	FA-03	15/6/0/0
74	Billy Yates	G	6-2	305	25	2	Texas A&M	FA-05	4/0/1/2
75	Vince Wilfork	DL	6-2	325	25	2	Miami (Fla.)	D1a-04	15/15/0/0
76	Brandon Gorin	T	6-6	308	27	4	Purdue	FA-03	11/7/1/3
77	Nick Kaczur	T	6-4	319	26	R	Toledo	D3b-05	13/10/0/2
80	Troy Brown	WR	5-10	196	34	13	Marshall	D8-93	12/3/1/2
81	Bethel Johnson	WR	5-11	200	25	3	Texas A&M	D2b-03	11/1/0/4
82	Daniel Graham	TE	6-3	257	26	4	Colorado	D1-02	11/9/0/4
83	Deion Branch	WR	5-9	193	26	4	Louisville	D2-02	15/14/0/0
84	Benjamin Watson	TE	6-3	253	25	2	Georgia	D1b-04	14/8/0/1
86	Tim Dwight	WR	5-8	180	30	8	Iowa	FA-05	15/1/0/0
87	David Givens	WR	6-0	215	25	4	Notre Dame	D7b-02	12/9/0/3
88	Christian Fauria	TE	6-4	250	34	11	Colorado	UFA (SEA)-02	15/10/0/0
90	Dan Klecko	DL	5-11	275	24	3	Temple	D4a-03	9/0/0/6
91	Marquise Hill	DE	6-6	300	23	2	Louisiana State	D2-04	7/0/0/8
93	Richard Seymour	DL	6-6	310	26	5	Georgia	D1-01	11/11/0/4
94	Ty Warren	DL	6-5	300	24	3	Texas A&M	D1-03	15/15/0/0
95	Tully Banta-Cain	LB	6-2	250	25	3	California	D7b-03	12/0/0/3
97	Jarvis Green	DL	6-3	290	26	4	Louisiana State	D4b-02	15/5/0/0
98	Chad Brown	LB	6-2	245	35	13	Colorado	FA (SEA)-05	14/5/0/1
99	Mike Wright	DL	6-4	295	23	R	Cincinnati	FA-05	13/0/2/0

RESERVE / INJURED

47	Ryan Claridge	LB	6-2	254	24	R	Nevada-Las Vegas	D5-05	-/-/-/-
21	Randall Gay	CB	5-11	186	23	2	Louisiana State	FA-04	5/2/0/4
37	Rodney Harrison	S	6-1	220	32	12	Western Illinois	FA (SD)-03	3/3/0/0
67	Dan Koppen	C	6-2	296	26	3	Boston College	D5-03	9/9/0/0
72	Matt Light	T	6-4	305	27	5	Purdue	D2-01	3/3/0/11
15	Michael McGrew	WR	6-2	201	23	R	Virginia	FA-05	-/-/-/-
38	Tyrone Poole	CB	5-8	188	33	10	Fort Valley State	UFA (DEN)-03	1/1/0/5
30	Chad Scott	CB	6-1	202	31	9	Maryland	FA (PIT)-05	3/0/0/2
29	Guss Scott	S	5-10	205	23	2	Florida	D3-04	5/2/0/1
23	Duane Starks	CB	5-10	174	31	8	Miami (Fla.)	TR (ARZ)-05	7/6/0/1

HEAD COACH: BILL BELICHICK

ASSISTANTS: Joel Collier, Assistant Secondary; Brian Daboll, Wide Receivers; Ivan Fears, Running Backs; Pepper Johnson, Defensive Line; Eric Mangini, Defensive Coordinator; Pete Mangurian, Tight Ends; Josh McDaniels, Quarterbacks; Harold Nash, Assistant Strength and Conditioning; Matt Patricia, Assistant Offensive Line; Dean Pees, Linebackers; Dante Scarnecchia, Assistant Head Coach/Offensive Line; Brad Seely, Special Teams; Mike Woicik, Strength and Conditioning.

Ages as of Jan. 1, 2006



THREE-TIME SUPER BOWL CHAMPIONS





INSIDE THE NUMBERS

JANUARY PERFECTION

10-0

The Patriots' all-time record in home games played during the month of January, including regular-season and playoff games (4-0 regular season; 6-0 playoffs).

5-0

The Patriots' all-time record in regular-season games played during the month of January.

9

The number of consecutive games the Patriots have won during the month of January, including regular-season and playoff contests.

DECEMBER DOMINANCE

110-31

The combined score of the Patriots' four December games in 2005.

14

The number of quarters in which the Patriots scored points in December. New England was held scoreless in only two quarters during the month.

12

The number of quarters in which the Patriots did not allow their opponents to score in December. New England allowed scoring in just four of 16 quarters during the month.

+5

The Patriots' turnover differential during the month of December.

-10

The Patriots' combined turnover differential during the first three months of the season.

THIRD TIME'S THE CHARM

53.0%

The Patriots' success rate on third downs during the month of December (35/66).

34.0%

The success rate of Patriots opponents on third down during December (17/50).

37.6%

The Patriots' success rate on third downs during the first three months of the season (53/141).

43.4%

The success rate of Patriots opponents on third down during the first three months of the season (66/152)

CONSECUTIVE STREAKS

77

Consecutive regular-season games in which Tom Brady has started at quarterback, the longest consecutive starts streak on the team.

37

Consecutive games in which Willie McGinest has started at outside linebacker, the longest consecutive starts streak on the Patriots defense.

48

The number of consecutive games the Patriots have played without recording back-to-back losses.

15

The number of consecutive games the Patriots have won when the game-time temperature is 35 degrees or less.

258

Consecutive Patriots games televised locally, including preseason, regular-season and postseason games.

124

Consecutive sellouts in Foxborough, including preseason, regular-season and postseason games.

NOTE: All of the above streaks include regular-season games only, unless noted.

AVOIDING THE HOLIDAY RUSH

31.3

The average number of rushing yards per game allowed by the Patriots during the month of December, 2005.

21

New England's NFL rank for rush defense entering the month of December, 2005 (averaging 118.8 ypg).

4

New England's NFL rank for rush defense following their four December 2005 games (now averaging 95.5 ypg for the season).

29

The highest rushing yardage total by an opposing running back in December 2005 (Curtis Martin, NYJ, on 15 carries on Dec. 4).

14

The total number of rushing yards the Buffalo Bills gained against the Patriots on Dec. 11, the second fewest rushing yards allowed by the Patriots in team history.

2005 MILESTONES

13

The number of rushing yards Corey Dillon needs to pass Eddie George (10,441) and claim 16th place on the NFL's all-time rushing list.

18

The number of receiving yards Troy Brown needs to become the second player in Patriots history to record 6,000 or more receiving yards, joining Stanley Morgan, who holds the team record with 10,352 yards.

1

The number of touchdown receptions Deion Branch needs to set a new single-season career high. He enters this week's game with four scoring grabs, tying a career high that he established in 2004.

2.5

The number of sacks Willie McGinest needs to pass Julius Adams (79.5 sacks) for second place on the team's all-time sacks list.

ICE MEN

20-0

Tom Brady's career record as a starter when the game-time temperature is less than 40 degrees (including playoffs).

12

The number of times Brady has not thrown an interception in his 20 starts when the game-time temperature is less than 40.

24-2

The Patriots' record since 1993 when the game-time temperature is 35 degrees or less (.923 winning percentage).

20-1

The Patriots' record since 1993 when the game-time temperature is 34 degrees or less (.952 winning percentage).

14-0

The Patriots' record since 1993 when the game-time temperature is 30 degrees or less.

SOLID DOWN THE STRETCH

31-4

Tom Brady's career record in games played on Thanksgiving or later in the NFL season (.886 winning percentage), including playoff games.

21

The number of victories the Patriots have earned in their last 23 post-Thanksgiving games, including playoff games, dating back to the 2002 season finale.

16

The number of consecutive victories for the Patriots after Christmas, including playoff games.



THREE-TIME SUPER BOWL CHAMPIONS

