



Gillette Stadium ★ One Patriot Place ★ Foxborough, MA 02035 ★ 508.384.9105 ★ Fax: 508.543.9053 ★ www.patriots.com ★ http://media.patriots.com

PATRIOTS HOST JAGUARS IN FIRST-ROUND PLAYOFF GAME

MEDIA SCHEDULE

TUESDAY, JANUARY 3

10:45 – 11:10 a.m. Coach Belichick Press Conf.
(in Media Workroom)
11:10 – 11:55 a.m. Open Locker Room
11:40 – 11:55 a.m. Tom Brady Press Conference
(in Media Workroom)
Approx. 12:30 p.m. Media Availability at Practice
Jaguars Conference Calls
11:15 a.m. Quarterback Byron Leftwich
1:00 p.m. Head Coach Jack Del Rio

WEDNESDAY, JANUARY 4

10:45 – 11:10 a.m. Coach Belichick Press Conf.
(in Media Workroom)
11:10 – 11:55 a.m. Open Locker Room
Approx. 12:30 p.m. Media Availability at Practice

THURSDAY, JANUARY 5

10:30 – 11:00 a.m. Coach Belichick Press Conf.
(in Media Workroom)
11:00 – 11:45 a.m. Open Locker Room
Approx. 12:00 p.m. Media Availability at Practice

FRIDAY, JANUARY 6

Team Walkthrough – No Media Availability

SATURDAY, JANUARY 7

8:00 p.m. Patriots vs. Jacksonville Jaguars

2005 PATRIOTS SCHEDULE

REGULAR SEASON

Thurs., Sept. 8	Oakland	W	30-20
Sun., Sept. 18	at Carolina	L	17-27
Sun., Sept. 25	at Pittsburgh	W	23-20
Sun., Oct. 2	San Diego	L	17-41
Sun., Oct. 9	at Atlanta	W	31-28
Sun., Oct. 16	at Denver	L	20-28
Sun., Oct. 23	BYE WEEK		
Sun., Oct. 30	Buffalo	W	21-16
Mon., Nov. 7	Indianapolis	L	21-40
Sun., Nov. 13	at Miami	W	23-16
Sun., Nov. 20	New Orleans	W	24-17
Sun., Nov. 27	at Kansas City	L	16-26
Sun., Dec. 4	N.Y. Jets	W	16-3
Sun., Dec. 11	at Buffalo	W	35-7
Sat., Dec. 17	Tampa Bay	W	28-0
Mon., Dec. 26	at N.Y. Jets	W	31-21
Sun., Jan. 1	Miami	L	26-28

PLAYOFFS

Sat., Jan. 7 Jacksonville 8:00 ABC

AFC STANDINGS

(Seed) Team	W	L	T	Pct.	PF	PA
(1) Indianapolis*	14	2	0	.875	439	247
(2) Denver@	13	3	0	.812	395	258
(3) Cincinnati^	11	5	0	.688	421	350
(4) New England^	10	6	0	.625	379	338
(5) Jacksonville%	12	4	0	.750	361	269
(6) Pittsburgh%	11	5	0	.688	389	258

* -Clinched division title, first-round bye and homefield advantage

@ -Clinched division title and first-round bye

^ -Clinched division title % -Clinched wild card

NEW ENGLAND PATRIOTS (10-6) vs JACKSONVILLE JAGUARS (12-4)

Saturday, January 7, 2006 ★ Gillette Stadium (68,756) ★ 8:00 p.m. EST

The 2005 AFC East Champion New England Patriots will host the 12-4 Jacksonville Jaguars in a first-round playoff game on Saturday night at Gillette Stadium. Jacksonville has won eight of its last nine games and boasts the NFL's sixth-ranked defense. New England enters the playoffs having won four of its last five contests and owns an NFL record-tying nine-game playoff winning streak. Jacksonville was the last team to defeat the Patriots in the playoffs, claiming a victory in the first round of the 1998 postseason. New England has compiled a 7-1 overall record in home playoff games and has not lost a home game in the postseason since 1978.

BROADCAST INFORMATION

TELEVISION: This week's game will be broadcast to a national audience by ABC and can be seen in Boston on WCVB Channel 5. **Al Michaels** will handle play-by-play duties and will be joined by analyst **John Madden**. **Michele Tafoya** will report from the sidelines.

RADIO: WBCN 104.1 FM is the flagship station for the Patriots Rock Radio Network. A complete listing of the network's 36 stations can be found in this press release. Play-by-play broadcaster **Gil Santos** is in his 29th season as the voice of the Patriots and will call the action along with Patriots Hall of Famer **Gino Cappelletti**. Santos and Cappelletti are celebrating their 22nd season as a broadcast tandem.

NATIONAL RADIO: This week's game will be broadcast to a national audience by Westwood One. **Dave Sims** and **Boomer Esiason** will call the game. **Armando Quintero** and **Benny Ricardo** will also call the game in Spanish for Westwood One.

PLAYOFF WINNING STREAK

The Patriots have won nine consecutive playoff games and currently share the NFL's all-time record with the 1960s Green Bay Packers teams coached by Vince Lombardi. The Patriots have not lost a playoff game since Jan. 3, 1999, when they dropped a 25-10 decision to this week's opponent, the Jacksonville Jaguars, in a Wild Card Weekend game in Jacksonville. Since then, the Patriots have gone 9-0 in the playoffs and have won Super Bowls XXXVI, XXXVIII and XXXIX.

NFL'S LONGEST PLAYOFF WINNING STREAKS

Team	Consecutive Wins	Seasons
New England Patriots	9*	2001, 2003-04
Green Bay Packers	9	1961-62, 1965-67
Denver Broncos	7	1997-98
Dallas Cowboys	7	1992-94
San Francisco 49ers	7	1988-90
Pittsburgh Steelers	7	1974-76

* -Active Streak

SUSTAINING SUCCESS

The Patriots finished the 2005 regular season with a 10-6 record and are the only team in the NFL to have recorded nine or more wins in each of the last five seasons. The Patriots have won four AFC East titles in the last five seasons and in 2005 qualified for the playoffs for the third consecutive year, setting a franchise record with a third consecutive division title.

MOST SEASONS OF 9+ WINS SINCE 2001

New England Patriots	5	Miami Dolphins	4
Denver Broncos	4	Philadelphia Eagles	4
Green Bay Packers	4	Pittsburgh Steelers	4
Indianapolis Colts	4	Seattle Seahawks	4

MEDIA RELATIONS CONTACTS

Stacey James.....Exec. Director of Media Relations..... staceyj@patriots.com ..508-384-9105
Casey O'Connell...Asst. Director of Media Relations caseyo@patriots.com ..508-384-9111
Michelle Murphy..Media Relations Coordinator..... michelle@patriots.com ..508-384-9119
Jared Puffer..... Media Relations Assistant..... jaredp@patriots.com ..508-384-9195



THREE-TIME SUPER BOWL CHAMPIONS






PATRIOTS VS. JAGUARS

SERIES HISTORY

The Patriots and Jaguars will meet for the sixth time overall and for the first time since 2003. Two of the five previous games between the teams have been playoff games, including the 1996 AFC Championship Game at Foxboro Stadium. In that contest, the Patriots beat the Jaguars 20-6 to advance to Super Bowl XXXI. The Jaguars claimed a 25-10 win in the 1998 playoffs in the teams' other postseason matchup. The Patriots have won all three of the regular-season games between the clubs, including a 27-13 victory in the 2003 season at Gillette Stadium.



The Jaguars will visit Foxborough for the fourth time, with the Patriots having won all three previous games against the teams in New England. In addition to their regular season and playoff games, the teams have met once in preseason play, with the Jaguars claiming a 31-0 victory in the final game of the 2004 preseason on Sept. 2, 2004.

Regular Season – Patriots 3, Jaguars 0

Date	Result	Score	H/A	Stadium
09/22/96	W (OT)	28-25	H	Foxboro Stadium
12/07/97	W	26-20	A	Alltel Stadium
12/14/03	W	27-13	H	Gillette Stadium

Playoffs – Patriots 1, Jaguars 1

Date	Result	Score	H/A	Stadium
01/12/97*	W	20-6	H	Foxboro Stadium
01/03/99	L	10-25	A	Alltel Stadium

*-AFC Championship Game

SERIES TRENDS

Overall Record (including 1-0 in playoffs) 4-1

Record in New England 3-0 (1-0 in playoffs)

Foxboro Stadium 2-0 (1-0 in playoffs)

Gillette Stadium 1-0

Record in Jacksonville 1-1 (0-1 in playoffs)

Total Points Patriots 111, Jaguars 89

Patriots' Largest Margin of Victory 14 points (01/12/97, 12/14/03)

Patriots' Largest Margin of Defeat 15 points (01/03/99)

Highest Combined Point Total 53 points (09/22/96)

Lowest Combined Point Total 26 (01/12/97)

Games Decided by Seven or Fewer Points 1

Games Decided by 21 or More Points 0

Current Win Streak Patriots, one game

Bill Belichick vs. Jacksonville 1-2 (1-0 with New England)

Jack Del Rio vs. New England 0-1

WILD CARD ROUND PLAYOFF RESULTS

The Patriots will play on Wild Card Weekend for the fifth time in team history and have compiled a 2-2 record in their previous four games during the opening weekend of the playoffs. New England's last game on Wild Card Weekend was following the 1998 season, when it dropped a 25-10 decision on the road to this week's opponent, the Jacksonville Jaguars. The Patriots will host a Wild Card Weekend game for just the second time in team history. The other occasion came on Dec. 28, 1997, when the Patriots defeated the Miami Dolphins, 17-3.

ALL-TIME WILD CARD ROUND RESULTS (2-2)

Date	Round	Opponent	W/L	Score
01/03/99	AFC Wild Card	at Jacksonville	L	10-25
12/28/97	AFC Wild Card	Miami	W	17-3
01/01/95	AFC Wild Card	at Cleveland	L	13-20
12/28/85	AFC Wild Card	at N.Y. Jets	W	26-14

NOTE: The Patriots also played in a first-round playoff game at Miami as part of a unique 16-team playoff format following the 1982 strike season. That result (a 28-13 loss) is not included in this group.

TALE OF THE TAPE

2005 Regular Season	New England	Jacksonville
Record	10-6	12-4
Divisional Standings	1st	2nd
Total Yards Gained	5,632	5,149
Total Offense (Rank)	352.0 (7)	321.8 (T-15)
Rush Offense	94.5 (24)	122.4 (10)
Pass Offense	257.5 (2)	199.4 (19)
Points Per Game	23.7 (10)	22.6 (12)
Touchdowns Scored	46	42
Third Down Conversion Pct.	42.1	41.3
Team Passer Rating	91.5	88.4
Total Yards Allowed	5,283	4,655
Total Defense (Rank)	330.2 (26)	290.9 (6)
Rush Defense	98.8 (8)	106.8 (14)
Pass Defense	231.4 (31)	184.1 (7)
Points Allowed/Game	21.1 (17)	16.8 (6)
Touchdowns Allowed	38	30
Third Down Defense (Pct.)	42.0	32.7
Field Goals Made/Attempted	20/25	23/30
Possession Avg.	30:19	31:33
Sacks Allowed/Yards Lost	28/202	32/162
Sacks Made/Yards	33/223	47/277
Interceptions For/Against	10/15	19/6
Penalties Against/Yards	110/921	121/1006
Punts/Avg.	77/44.6	83/42.4
Takeaway/Giveaway Ratio	-6	+11

QUICK HITS

- In winning four of five contests in the series, the Patriots have won 80 percent of their games against the Jaguars. The only other teams against which the Patriots have won at least 80 percent of their games are the Baltimore Ravens (3-0) and Houston Texans (1-0).
- The Jaguars are one of just three teams against which the Patriots own an undefeated home record (3-0). The Patriots are 2-0 at home against Baltimore and 2-0 against Chicago.

SOLID DOWN THE STRETCH

Over the last four seasons, the Patriots have stepped things up a notch as the calendar has flipped to November. Since 2001, New England has done a remarkable job of finishing the season strong, compiling a 45-8 (.849) record after Nov. 1, including playoff games. In fact, since the 2003 season, the Patriots are 28-4 (.875) in games played in November or later, and New England has won 29 of its last 33 games post-Nov. 1. Their record in such games is the best in the NFL since 2001. Additionally, since 2001, the Patriots are 31-5 (.861) in games played after Thanksgiving Day.

PATRIOTS BEFORE AND AFTER NOV. 1, SINCE 2001

Season	Pre-11/1	Post-11/1	Totals
2001.....	3-4.....	11-1.....	14-5*
2002.....	3-4.....	6-3.....	9-7
2003.....	6-2.....	11-0.....	17-2*
2004.....	6-1.....	11-1.....	17-2*
2005.....	4-3.....	6-3.....	10-6
Totals	22-14 (.611)	45-8 (.849)	67-22

*-Includes Playoffs

NFL'S BEST RECORDS AFTER NOVEMBER 1, SINCE 2001

Team	W	L	T	Pct.
New England	45	8	0	.849
Pittsburgh Steelers	36	15	1	.702
Philadelphia Eagles	37	19	0	.661
Indianapolis Colts	33	19	0	.635
Green Bay Packers	32	19	0	.627
Seattle Seahawks	29	19	0	.604
St. Louis Rams	29	21	0	.580
Denver Broncos	24	19	0	.558



THREE-TIME SUPER BOWL CHAMPIONS





PATRIOTS VS. JAGUARS

CONNECTIONS

- Patriots Pro Bowl defensive lineman **Richard Seymour** and Jaguars Pro Bowl defensive lineman **Marcus Stroud** played on the same unit at the University of Georgia for four years from 1997-2000.
- Jaguars offensive line coach **Paul Boudreau** is a native of Arlington, Mass., and was the Patriots' offensive line coach from 1997-98. He was a letterman in both football and baseball at Boston College (1971-73). Boudreau's first season of coaching was at Oxford (Mass.) High School in 1973, followed by two seasons at Boston College and three seasons at Maine.
- Jaguars defensive line coach **Ray Hamilton** played on the Patriots defensive line from 1973 to 1981 where he started a team-record 110 consecutive games and racked up 54 sacks to place him fifth on the team's all-time list. He later had two coaching tenures with the Patriots, as a defensive line assistant (1985-89) and a defensive line coach (1997-99).
- Jaguars offensive coordinator **Carl Smith** was a coach on the Patriots staff for three seasons and held the responsibilities as the assistant head coach/quarterbacks (1997) and was also the tight ends coach (1998-99).
- Jaguars wide receivers coach **Steve Walters** had two tenures as an assistant coach for the Patriots. He was the defensive backs coach from 1982-84 and later returned as the wide receivers coach from 1997-98.
- Patriots head coach **Bill Belichick** hired **Terry McDonough** as a scout while Belichick was the head coach of the Cleveland Browns in 1992. McDonough is now an Executive Scout with the Jaguars and is a native of Hingham, Mass. He is the son of the late **Will McDonough**, a longtime sportswriter who covered the Patriots for the Boston Globe.
- Patriots tight end **Christian Fauria** and Jaguars guard **Chris Naeole** were teammates at the University of Colorado.
- Patriots tackle **Brandon Gorin** and center **Gene Mruczkowski** were teammates of Jaguars linebacker **Akin Ayodele** at Purdue.
- Patriots defensive lineman **Vince Wilfork** and Jaguars center **Brett Romberg** were teammates at the University of Miami.
- Patriots defensive lineman **Marquise Hill**, Patriots defensive lineman **Jarvis Green** and Jaguars running back **LaBrandon Toefield** were teammates at Louisiana State.
- Patriots wide receiver **David Givens** and Jaguars safety **Deke Cooper** were teammates at Notre Dame from 1998-99.
- Patriots quarterback **Tom Brady** and Jaguars tackle **Maurice Williams** were teammates at the University of Michigan.
- Patriots linebacker **Rosevelt Colvin** and Jaguars cornerback **Terry Cousin** were teammates with the Chicago Bears in 1999.
- Patriots quarterback **Doug Flutie** and Jaguars defensive end **Marcellus Wiley** were teammates for six seasons with the Buffalo Bills (1998-2000) and San Diego Chargers (2001-03).
- The Patriots defeated the Philadelphia Eagles, 24-21, in Super Bowl XXXIX at Alltel Stadium in Jacksonville, Fla., on Feb. 6, 2005

SOUTHERN HOSPITALITY

The Patriots have an all-time record of 68-42-1 (.617) against the teams that make up the AFC South. It is the only division in the NFL where the Patriots own a winning record against each team. New England owns winning marks against Tennessee (20-16-1), Indianapolis (43-25), Jacksonville (4-1) and Houston (1-0). New England has won eight of its last nine games against AFC South teams, including a 6-0 mark in 2003, sweeping the division in the regular season and then defeating Tennessee in an AFC Divisional Playoff Game and beating Indianapolis in the AFC Championship Game. New England also defeated the Colts twice in 2004. The Patriots are 4-2 against AFC South teams in the playoffs.

PASSING PERFORMANCES

Tom Brady will face off against the Jaguars for the second time in his career. In his only other game against Jacksonville, he compiled a passer rating of 103.6 in leading the Patriots to a 27-13 victory. Jacksonville quarterback Byron Leftwich has faced the Patriots once, and Jaguars signal caller David Garrard has not played against New England in his career.

Tom Brady vs. Jacksonville (1-0)

Date	A	C	Yd	%	TD	I	Rating	W/L	Score
12/14/03	34	22	228	.647	2	0	103.6	W	27-13

Byron Leftwich vs. New England (0-1)

Date	A	C	Yd	%	TD	I	Rating	W/L	Score
12/14/03	40	21	288	.525	1	2	63.3	L	13-27

THE LAST TIME IN THE REGULAR SEASON

PATRIOTS 27, JAGUARS 13

December 14, 2003 ★ Gillette Stadium (Att: 68,436)

	1	2	3	4	Final
Jacksonville Jaguars	3	3	0	7	— 13
New England Patriots	7	6	0	14	— 27

The Patriots scored on their first possession of the game and did not look back on their way to a 27-13 victory over the Jaguars at Gillette Stadium. New England collected its 10th straight win, improving to 12-2 overall and a perfect 7-0 at home. The Patriots jumped out to a quick 7-0 lead after a 27-yard touchdown pass from Tom Brady to Daniel Graham. It marked the first time the Patriots scored on their opening possession since Nov. 24, 2002 in a win over the Minnesota Vikings, and set off a string of five consecutive games in which New England scored a touchdown on its first drive. The two teams traded field goals for the remainder of the first half, with Jacksonville's Seth Marler connecting on 24- and 23-yard attempts and Adam Vinatieri converting his 22- and 31-yard tries, giving the Patriots a 13-6 lead going into halftime. The two teams were scoreless in the third quarter before the Patriots took control and added two touchdowns in the fourth with a 10-yard touchdown pass from Brady to Troy Brown and a 1-yard run by Antowain Smith. The Jaguars added a late touchdown with 3:20 remaining in the contest but never threatened as the Patriots finished off a 27-13 win.

THE LAST TIME IN THE PLAYOFFS

JAGUARS 25, PATRIOTS 10

January 3, 1999 ★ Alltel Stadium (Att: 71,139)

	1	2	3	4	Final
New England Patriots	0	0	7	3	— 10
Jacksonville Jaguars	6	6	0	13	— 25

The Patriots fell behind early and could not recover in a 25-10 loss in a Wild Card matchup at Alltel Stadium. New England qualified for the playoffs for the third consecutive year by earning a wild card berth following a 9-7 regular-season record. The Patriots were forced to travel to play Jacksonville, the Central Division champions and owners of an 11-5 record. The Jaguars jumped out to a 12-0 halftime lead courtesy of a pair of field goals by Mike Hollis and a 13-yard run by Fred Taylor. But on their first possession of the second half, the Patriots started to chip back into the game. Scott Zolak led New England on a 17-play, 85-yard drive that ended in a 1-yard touchdown run by Robert Edwards that cut the Jaguars' lead to 12-7. After the Patriots defense forced a key three-and-out, New England got the ball back and promptly put together another scoring drive, closing the Jaguars' lead to 12-10 on a 27-yard field goal from Adam Vinatieri with 14:48 left in the game. But from there, the Jaguars took control of the game, extending their lead to 19-10 on a 37-yard pass from Mark Brunell to Jimmy Smith. The Patriots couldn't regain their offensive rhythm and Jacksonville got another pair of field goals from Hollis to close out the game and advance to the AFC Divisional Round with a 25-10 win.



THREE-TIME SUPER BOWL CHAMPIONS



Gillette STADIUM™

HOME OF THE THREE-TIME SUPER BOWL CHAMPIONS

Overall record at Gillette Stadium: 29-6



The Patriots and their fans at Gillette Stadium have established one of the biggest home-field advantages in the country. Since its Grand Opening on Sept. 9, 2002, the Patriots have compiled a 29-6 record at their privately financed, state-of-the-art stadium. Patriots fans have embraced the team's new home with unprecedented fervor, using the most fan-friendly venue in the region to express their passion for the Patriots and spur the team on to unparalleled success. In the four seasons that New England has called Gillette Stadium home, the Patriots have won three AFC East titles, hosted the second AFC Championship Game in franchise history and are 3-0 in home playoff games.

HOME SWEET HOME

The Patriots have recorded a 29-6 (.829) all-time record at Gillette Stadium, including regular-season and postseason games. New England has won 25 of its last 28 regular-season and postseason contests at home.

HOMELAND DEFENSE

New England's .829 home winning percentage is the highest of any NFL team since Gillette Stadium opened in time for the 2002 season. The Patriots achieved perfect 8-0 regular-season home records in 2003 and 2004 and have also notched a 3-0 home playoff record at Gillette Stadium. New England won a franchise-record 21 consecutive home games between 2002 and 2005. Below is a list of the NFL's top home records (including regular-season and playoff games) since the Patriots moved into Gillette Stadium in time for the 2002 season.

TOP NFL HOME RECORDS SINCE 2002

Team	W	L	T	Pct.	PF	PA
NE	29	6	0	.829	808	561
DEN	25	7	0	.781	828	568
IND	26	8	0	.765	970	635
KC	25	8	0	.758	1054	658
SEA	24	9	0	.727	863	630
PHI	27	11	0	.711	871	658

NOTE: Records include regular-season and playoff games

HOME WINNING STREAK: 21 GAMES

The Patriots set a team record with 21 consecutive home victories from Dec. 29, 2002 to Sept. 8, 2005. The streak extended into parts of four seasons and lasted more than two-and-a-half years.

DOMINATING DEFENSE

Since Gillette Stadium opened in 2002, the Patriots have allowed an average of just 16.03 points per game on their home turf, a figure that ranks second in the NFL over that span, including regular season and playoff games. The Tampa Bay Buccaneers are the only NFL team that has defended its turf better over that span, allowing 15.85 points per game since 2002.

FEWEST POINTS PER GAME ALLOWED AT HOME SINCE 2002

Team	Stadium	GP	PTS ALLOWED	PPG
Tampa Bay Buccaneers	Raymond James Stadium	33	523	15.85
New England Patriots	Gillette Stadium	35	561	16.03
Baltimore Ravens	M&T Bank Stadium	33	560	16.97
New York Jets	Giants Stadium	33	571	17.30

NOTE: All statistics include regular-season and playoff games.

FOXBOROUGH NOT FRIENDLY TO OPPOSING KICKERS

Since Gillette Stadium opened in 2002, it has been the second toughest place in the NFL for opposing kickers to be successful behind only Green Bay's Lambeau Field. Opposing kickers have a 68.85 percent success rate at Gillette Stadium since the Patriots' home opened in 2002, just 0.19 percent better than at Lambeau. Despite the inhospitable kicking conditions, Patriots kicker Adam Vinatieri has thrived, hitting nearly 15 percent more of his boots than Patriots opponents, including nearly 20 percent more of his kicks from 30-plus yards.

FIELD GOAL PERCENTAGE AT GILLETTE STADIUM

	Overall			From 30+ Yards		
	FGM	FGA	PCT	FGM	FGA	PCT
Adam Vinatieri	61	73	83.6	35	46	76.1
Patriots Opponents	42	61	68.9	27	46	58.7

LOWEST OVERALL OPPONENTS FIELD GOAL PCT. SINCE 2002

Team	Stadium	GP	FGM	FGA	PCT
Green Bay Packers	Lambeau Field	35	46	67	68.66
New England Patriots	Gillette Stadium	35	42	61	68.85
Carolina Panthers	Bank of America Stadium	33	41	58	70.69
Washington Redskins	FedEx Field	32	39	55	70.91
Arizona Cardinals	Sun Devil Stadium	32	37	50	74.00

NOTE: All statistics include regular-season and playoff games.



THREE-TIME SUPER BOWL CHAMPIONS





ROBERT KRAFT: BUILDING SUCCESS

Since Robert Kraft purchased the team in 1994, the Patriots have experienced one of the most dramatic turnarounds in the history of sports. Now in his 12th season of ownership, Kraft has transformed one of the league's least successful clubs into what many observers view as a model NFL franchise. In the five seasons immediately preceding his purchase (1989-93), the Patriots were a moribund team, winning just 19 of 80 games (.311 pct.) and recording the worst record in the NFL over that span. When he bought the franchise on Jan. 21, 1994, Kraft announced his intention to bring a championship to New England, a tall order considering the team's previous success rate. But under Kraft's leadership, the Patriots have won six division titles, four conference crowns and three Super Bowl championships. **Since Kraft took ownership, the Patriots are 12-4 in the playoffs and have won more Super Bowl championships than any other team in the NFL.**



	Pre-Kraft 1960-93	1989-93	Kraft Era 1994-05
Overall Record	225-276-9	19-61	129-79
Winning Pct.	.450	.311	.620
Super Bowl Titles	0	0	3
Conference Titles	1	0	4
Division Titles	3	0	6*
Playoff Seasons	5	0	8*
Playoff Record	4-6	--	12-4
Home Playoff Games	1	0	7
Home Playoff Record	0-1	--	7-0

*-Including 2005 season

A CHAMPIONSHIP TRADITION

The Patriots are the only team from North America's four major professional sports leagues to have won three titles since 2001. Additionally, the Patriots trail only the New York Yankees in having won three titles in the period since Robert Kraft purchased the team, and their four championship game appearances over that span also rank behind just the Yankees.

MULTIPLE LEAGUE CHAMPIONSHIPS SINCE 2001

Team	League	Titles
New England Patriots	NFL	3
Los Angeles Lakers	NBA	2

LEAGUE CHAMPIONSHIPS SINCE 1994

Team	League	Titles
New York Yankees	MLB	4
New England Patriots	NFL	3
Los Angeles Lakers	NBA	3
Chicago Bulls	NBA	3
Detroit Red Wings	NHL	3

CHAMPIONSHIP GAME/SERIES APPEARANCES SINCE 1994

Team	League	Appearances
New York Yankees	MLB	6
New England Patriots	NFL	4
Los Angeles Lakers	NBA	4
Detroit Red Wings	NHL	4

SELLOUT STREAK

In the early 1990s, the Patriots franchise appeared destined for relocation until Robert Kraft's purchase of the team rejuvenated local interest. In 1991, the team's season ticket base consisted of just 17,635 fans, barely enough to support the club. Eleven years later, the season-ticket base stands at a capped total of 61,759 and more than 50,000 fans are on a waiting list. The Patriots have sold out 125 consecutive home games (dating back to the 1994 regular-season opener) including regular-season, preseason and playoff games. Patriots fans in New England have never been faced with a TV blackout under Kraft's ownership.

SUCCESS STORY

Since Robert Kraft purchased the team in 1994, the Patriots have been one of the NFL's elite teams. Over the first 12 years of Kraft's ownership, the Patriots are tied for the second highest win total among all NFL teams – a remarkable record considering the fact that the Patriots were a combined 19-61 (.311) in the four years immediately preceding the purchase. Since 2001, the Patriots have been the top team in the NFL, compiling a 67-22 record.

SINCE ROBERT KRAFT PURCHASED THE TEAM IN 1994...

TOTAL VICTORIES (Incl. Postseason)

Green Bay Packers	132
New England Patriots	129
Pittsburgh Steelers	129
Denver Broncos	128

OVERALL WINNING PERCENTAGE (Incl. Postseason)

Team	W	L	T	Pct.
Denver Broncos	128	75	0	.631
Green Bay Packers	132	78	0	.629
Pittsburgh Steelers	129	77	1	.626
New England Patriots	129	79	0	.620
Kansas City Chiefs	111	85	0	.566
Indianapolis Colts	114	90	0	.559
Minnesota Vikings	114	90	0	.559
Miami Dolphins	113	90	0	.557
Philadelphia Eagles	114	92	1	.553

SUPER BOWL CHAMPIONSHIPS

New England Patriots	3
Denver Broncos	2
6 Teams	1

CONFERENCE CHAMPIONSHIPS

New England Patriots	4
Denver Broncos	2
Green Bay Packers	2
St. Louis Rams	2
12 Teams	1

PLAYOFF VICTORIES

New England Patriots	12
Green Bay Packers	10
Pittsburgh Steelers	8
Philadelphia Eagles	8
Denver Broncos	7
San Francisco 49ers	7

PLAYOFF GAMES PLAYED

Green Bay Packers	18
New England Patriots	16
Pittsburgh Steelers	15
Philadelphia Eagles	15
San Francisco 49ers	13

PLAYOFF SEASONS

Green Bay Packers	9
New England Patriots	8*
Indianapolis Colts	8*
Pittsburgh Steelers	8*
Denver Broncos	7*
Miami Dolphins	7
Minnesota Vikings	7
Philadelphia Eagles	7
San Francisco 49ers	7

*-Includes 2005 season

PLAYOFF WINNING PERCENTAGE

Team	W	L	Pct.
New England Patriots	12	4	.750
Baltimore Ravens	5	2	.714
Carolina Panthers	4	2	.667
Denver Broncos	7	4	.636
St. Louis/L.A. Rams	6	4	.600

SINCE ROBERT KRAFT PURCHASED THE TEAM IN 1994...

SINCE ROBERT KRAFT PURCHASED THE TEAM IN 1994...



THREE-TIME SUPER BOWL CHAMPIONS





BILL BELICHICK: THE HEAD COACH

THE HEAD COACH

BILL BELICHICK

Overall Record: 109-78 (.583)

Regular Season: 99-77 (.563)

Postseason: 10-1 (.909)

With Patriots overall: 72-33 (.686)

Overall since 2001: 67-22 (.753)

Super Bowl Titles: 5 (86, 90, 01, 03, 04)

Conf. Titles: 6 (86, 90, 96, 01, 03, 04)

Division Titles: 11 (75, 78, 86, 89, 90, 96, 98, 01, 03, 04, 05)



Bill Belichick is now in his 31st season as an NFL coach and is the only head coach in NFL history to win three Super Bowl titles in a four-year span. He has led the Patriots to three consecutive AFC East titles and has directed four division championships in the last five seasons, including 2005. Belichick owns the best postseason record in NFL history and is the winningest NFL head coach since 2001. In 2004, he directed the Patriots to their second consecutive Super Bowl title on the heels of a 14-win campaign. From 2003-04 his teams set the all-time pro football record with 21 consecutive victories. Belichick has spent more seasons in the league than any other current NFL head coach, and in that time has been a part of five Super Bowl championship teams. His overall record of 72-33 with the Patriots gives him the most victories and the best winning percentage of any head coach in franchise history.

BELICHICK'S PATRIOTS RENAISSANCE

Any successful project requires a sound plan, and once head coach Bill Belichick implemented his design on the Patriots, his approach has given him the best record of any NFL head coach since 2001. After the team endured a 5-11 rebuilding year in his first season, the Patriots have compiled the best record in the NFL since 2001. The remarkable run includes postseason play, where Belichick and the Patriots own a perfect 9-0 record.

NFL COACHES' RECORDS SINCE 2001

Coach	Team	W	L	T	Pct.
Bill Belichick	NE	67	22	0	.753
Tony Dungy	TB/IND	60	27	0	.690
Bill Cowher	PIT	58	27	1	.680
Andy Reid	PHI	60	30	0	.667
Mike Martz	STL	46	29	0	.613
Mike Shanahan	DEN	50	32	0	.610
Jim L. Mora	ATL	20	14	0	.588
Mike Holmgren	SEA	48	34	0	.585
Mike Sherman	GB	50	36	0	.581
Jon Gruden	OAK/TB	49	36	0	.576
John Fox	CAR	39	29	0	.574
Marvin Lewis	CIN	27	21	0	.563
Nick Saban	MIA	9	7	0	.563
Dick Vermeil	KC	44	37	0	.543
Jack Del Rio	JAX	26	22	0	.542

NOTE: Records include playoff games, Minimum 16 games

POSTSEASON PROWESS

Bill Belichick is the winningest head coach in NFL playoff history. With the Patriots' victory in Super Bowl XXXIX, Belichick eclipsed Vince Lombardi, the man whose name is emblazoned on the Super Bowl trophy. Coach Belichick has won nine playoff games in a row, tying the NFL-record streak set by Lombardi's Packers, who won nine straight playoff games from 1961-67. Belichick is a perfect 9-0 in the postseason as head coach of the Patriots.

BEST POSTSEASON RECORDS IN NFL HISTORY

Head Coach	Team(s)	W	L	Pct.
Bill Belichick	CLE/NE	10	1	.909
Vince Lombardi	GB/WAS	9	1	.900
Joe Gibbs	WAS	16	5	.762

BELICHICK AT A GLANCE...

- Has won three consecutive AFC East titles (2003-05) and has coached the Patriots to four division championships in the last five seasons.
- Is the only head coach in NFL history to win three Super Bowls in a four-year span.
- Is the winningest head coach in NFL playoff history (10-1).
- Directed New England's pro football record 21-game winning streak (2003-04).
- Compiled an NFL record-tying nine-game playoff winning streak (2001-present).
- Owns the best record of any NFL coach since 2001 (67-22).
- Led the Patriots to the highest two-year victory total in NFL history (34 wins from 2003-04).
- Logged more seasons in the NFL than any other current NFL head coach (31).
- Owns more wins and a higher winning percentage than any head coach in Patriots history (72-33, .686).

ELITE COMPANY

Bill Belichick is one of nine NFL head coaches to win three or more championships since the league began postseason play in 1933. With the Patriots' victory in Super Bowl XXXIX, Belichick joined an exclusive club in which each of the eight other members has been enshrined in the Pro Football Hall of Fame.

HEAD COACHES WITH THREE OR MORE NFL TITLES

(Listed alphabetically)

Head Coach Championship Team(s)

Bill Belichick	New England Patriots
Paul Brown	Cleveland Browns
Weeb Ewbank	Baltimore Colts, New York Jets
Joe Gibbs	Washington Redskins
George Halas	Chicago Bears
Earl (Curly) Lambeau	Green Bay Packers
Vince Lombardi	Green Bay Packers
Chuck Noll	Pittsburgh Steelers
Bill Walsh	San Francisco 49ers

NOTE: NFL Playoffs first held in 1933.

SUPER SUCCESS

Bill Belichick is one of just four head coaches to win three championships since the Super Bowl Era began following the 1966 season. Coach Belichick joins three members of the Pro Football Hall of Fame in the exclusive club. Belichick is the only coach to win three Super Bowls in the post-1993 salary cap era.

MOST SUPER BOWL VICTORIES

Head Coach	Team	Titles	Seasons
Chuck Noll	PIT	4	1974, 1975, 1978, 1979
Bill Belichick	NE	3	2001, 2003, 2004
Joe Gibbs	WAS	3	1982, 1987, 1991
Bill Walsh	SF	3	1981, 1984, 1988

NOTE: Sorted by most recent championship. Super Bowls have determined NFL champion since 1966.

TOPS IN TEAM HISTORY

Bill Belichick is the most successful head coach in Patriots history. He has recorded more wins (72) and a higher winning percentage (.686) than any of the franchise's 13 previous head coaches.

WINNINGEST HEAD COACHES IN PATRIOTS HISTORY

Coach	Years	Career Winning Pct.	Overall W-L-T	Playoff W-L
Bill Belichick	2000-05	.686	72-33-0	9-0
Raymond Berry	1984-89	.554	51-41-0	3-2
Pete Carroll	1997-99	.549	28-23-0	1-2
Chuck Fairbanks	1973-78	.529	46-41-0	0-2



THREE-TIME SUPER BOWL CHAMPIONS





PATRIOTS NEWS & NOTES

BOUNCING BACK

The Patriots have not lost back-to-back games since December, 2002. Their streak of 49 consecutive games without back-to-back losses is the longest current streak in the NFL and the longest such mark in franchise history. The post-merger NFL record for consecutive games without two straight losses is 60, set by the San Francisco 49ers from 1995-99. The last time the Patriots had a losing streak was when they dropped a game at Tennessee (24-7, 12/16/02), and followed that with a home loss to the N.Y. Jets (30-17, 12/22/02).

LONGEST ACTIVE STREAKS W/O BACK-TO-BACK LOSSES

Team	Games	Last Consec. Losses
New England Patriots	49	Dec. 2002
Denver Broncos	20	Nov./Dec. 2004
Jacksonville Jaguars	20	Nov./Dec. 2004
Seattle Seahawks	20	Nov./Dec. 2004
New York Giants	17	Dec. 2004
Carolina Panthers	15	Jan./Sept. 2005
Chicago Bears	12	Sept./Oct. 2005
Tampa Bay Buccaneers	8	Oct./Nov. 2005

SNAPSHOTS OF SUCCESS

The Patriots are in the midst of one of the most prosperous periods for any team in NFL history. The recent run of success began with a 29-26 overtime victory against the San Diego Chargers on Oct. 14, 2001, sparking a streak of 66 wins in the Patriots' last 85 games, including the playoffs. The Patriots entered that contest with a 1-3 record, and Tom Brady was making just the third start of his career against a 3-1 San Diego team. New England rallied back from a 26-16 deficit with less than four minutes left in the game, beginning a stretch of 13 wins in the final 15 games of the 2001 season as the Patriots won their first title in Super Bowl XXXVI.

PATRIOTS SUCCESS STREAKS (Including Postseason)

- 6 wins in last 8 games, dating to Nov. 13, 2005 (6-2, .750)
- 21 wins in last 28 games, dating to Nov. 7, 2004 (21-7, .750)
- 42 wins in last 50 games, dating to Oct. 5, 2003 (42-8, .840)
- 50 wins in last 63 games, dating to Nov. 3, 2002 (50-13, .794)
- 62 wins in last 79 games, dating to Nov. 25, 2001 (62-17, .785)
- 66 wins in last 85 games, dating to Oct. 14, 2001 (66-19, .776)

START ME UP

The Patriots used 45 different players in their starting lineups this season, setting a post-merger NFL record for a division champion. New England's total of 45 starters beat the old record of 42 starters by a division champion, set by the Patriots in 2003. In 2004, the Patriots utilized 40 different starters. In 2005, the Patriots used 22 different starters on offense and 23 different starters on defense. The defensive total included 13 different players who have started in the secondary, a number that eclipsed last season's total of nine. New England's 45 starters were the third most in the NFL this season, behind Arizona (47) and San Francisco (47).

DOMINATING DUO

Tom Brady and Bill Belichick make up the NFL's third winningest head coach-quarterback combination since the AFL-NFL merger 35 years ago. Brady has started 78 consecutive regular-season games for the Patriots and the team has compiled a 58-20 record in those games, dating back to Week 3 of the 2001 season. Additionally, the Patriots are 9-0 in the playoffs over that span, making the duo's overall record together 67-20.

TOP COACH-QB COMBINATIONS SINCE 1970 MERGER

(Regular Season only, Minimum 50 games)

Quarterback	Head Coach	Team	W	L	T	Pct.
Ken Stabler	John Madden	OAK	60	19	1	.756
Jim McMahon	Mike Ditka	CHI	46	15	0	.754
Tom Brady	Bill Belichick	NE	58	20	0	.744
Steve Young	George Seifert	SF	62	23	0	.729
John Elway	Mike Shanahan	DEN	43	16	0	.729

THE GREATEST SHOW IN SNOW

The Patriots are 9-0 all-time in snowy games in Foxborough, including a 16-3 victory over the New York Jets at Gillette Stadium on Dec. 4, 2005. In addition to that game, three of the Patriots' last four home playoff games have involved frozen precipitation, with all three contests ending in memorable victories. In 2003, New England played in three games under snowy conditions, including a 24-14 victory over Indianapolis in the AFC Championship Game. Below is a list of all of the Patriots snow games in Foxborough since they moved there from Boston in 1971.

SNOW GAMES IN FOXBOROUGH (9-0)

Date	Opp.	Tmp	Weather	W/L	Score
12/04/05	NYJ	26	Light Snow	W	16-3
01/16/05	IND*	25	Snow	W	20-3
01/18/04	IND*	32	Light Snow	W	24-14
12/14/03	JAX	25	Snow in 2nd Half	W	27-13
12/07/03	MIA	28	Cold, Snow, Wind	W	12-0
01/19/02	OAK*	25	Snow, 3-5 inches	W	16-13 ot
12/04/83	NO	35	Cold, Snowing	W	7-0
12/12/82	MIA	22	Wind, Snow	W	3-0
12/10/78	BUF	28	Snow, Some Sun	W	26-24

*-Playoffs

O.T. IS THE PLACE TO BE

The Patriots have won eight straight overtime games and own the longest overtime winning streak in NFL history, including playoff games. The streak includes New England's 16-13 "Snow Bowl" win over Oakland in the 2001 Divisional Playoffs (01/19/02).

MOST CONSECUTIVE OVERTIME VICTORIES

Wins	Team	Dates
8*	New England	2000-present
7	Denver	1978-1985
6	Washington	1976-1987
6	Pittsburgh	1994-1997
5	Many Times	

*-Includes one playoff game

WORKING OVERTIME

The Patriots have won their last eight overtime games (including the playoffs). New England's eight-game overtime winning streak is the longest in NFL history. New England has not lost in overtime since Buffalo won 16-13 at Foxboro Stadium on Nov. 5, 2000. Since that time, the Patriots have won eight straight, including five games in which they scored on their first possession of overtime.

NEW ENGLAND'S OVERTIME STREAK

DATE	OPP	PLAY	DRIVE INFO	FINAL SCORE
11/23/03	at HST	28-yd FG	9 plays, 76 yds; 3:39	23-20
10/19/03	at MIA	82-yd TD	1-82; 0:12	19-13
12/29/02	vs. MIA+	35-yd FG	7-43; 2:03	27-24
09/22/02	vs. KC+	35-yd FG	9-53; 4:40	41-38
01/19/02	vs. OAK+*	23-yd FG	15-61; 8:29	16-13
12/16/01	at BUF+	23-yd FG	8-75; 3:18	12-9
10/14/01	vs. SD+	44-yd FG	6-51; 2:59	29-26
12/17/00	at BUF	24-yd FG	14-83; 5:56	13-10
11/05/00	vs. BUF	32-yd FG	6-52-2:50	L, 13-16

*playoffs

+NE scored on its first possession in overtime

BEAST OF THE EAST

New England has the best record among AFC East teams in division games since the beginning of the 2001 season (25-7). The Patriots have won three straight division titles and have won four AFC East championships in the last five years.

AFC EAST DIVISIONAL RECORDS SINCE 2001

Team	Division W-L Since 2001	Team	Division W-L Since 2001
New England	25-7	Miami	15-17
New York Jets	15-17	Buffalo	10-22



THREE-TIME SUPER BOWL CHAMPIONS





2005 AFC EAST CHAMPIONS

The Patriots won the 2005 AFC East Division Championship and qualified for the playoffs for the third consecutive season, tying a team record (1996-98). New England's division title is its third straight division crown and their fourth AFC East championship in the last five seasons. **The Patriots have now earned eight playoff berths and have won six division titles in the 12 seasons since Robert Kraft purchased the team in 1994.**

HOME SWEET HOME

The Patriots are 7-1 at home in the playoffs in their history and own a 7-game home winning streak in postseason play. New England has not lost at home in the playoffs in more than 25 years, dating back to Dec. 31, 1978. Seven of the franchise's eight home playoff games have taken place since Robert Kraft purchased the team 12 years ago.

PATRIOTS AT HOME IN THE PLAYOFFS (7-1)

Date	Round	Opponent	W/L	Score
01/16/05	AFC Divisional	Indianapolis	W	20-3
01/18/04	AFC Championship	Indianapolis	W	24-14
01/10/04	AFC Divisional	Tennessee	W	17-14
01/19/02	AFC Divisional	Oakland	W	16-13 ot
12/28/97	AFC Wild Card	Miami	W	17-3
01/12/97	AFC Championship	Jacksonville	W	20-6
01/05/97	AFC Divisional	Pittsburgh	W	28-3
12/31/78	AFC Divisional	Houston	L	14-31

ALL-TIME PLAYOFF RESULTS

The Patriots have compiled a 16-10 record in their 26 playoff games. New England has qualified for five Super Bowls (XX, XXXI, XXXVI, XXXVIII, XXXIX) and also played in the 1963 AFL Championship Game.

PATRIOTS ALL-TIME PLAYOFF RESULTS (16-10)

Date	Round	Opponent	W/L	Score
02/06/05	Super Bowl XXXIX	Philadelphia	W	24-21
01/23/05	AFC Championship	at Pittsburgh	W	41-27
01/16/05	AFC Divisional	Indianapolis	W	20-3
02/01/04	Super Bowl XXXVIII	Carolina	W	32-29
01/18/04	AFC Championship	Indianapolis	W	24-14
01/10/04	AFC Divisional	Tennessee	W	17-14
02/03/02	Super Bowl XXXVI	St. Louis	W	20-17
01/27/02	AFC Championship	at Pittsburgh	W	24-17
01/19/02	AFC Divisional	Oakland	W	16-13 ot
01/03/99	AFC Wild Card	at Jacksonville	L	10-25
01/03/98	AFC Divisional	at Pittsburgh	L	6-7
12/28/97	AFC Wild Card	Miami	W	17-3
01/26/97	Super Bowl XXXI	Green Bay	L	21-35
01/12/97	AFC Championship	Jacksonville	W	20-6
01/05/97	AFC Divisional	Pittsburgh	W	28-3
01/01/95	AFC Wild Card	at Cleveland	L	13-20
01/04/87	AFC Divisional	at Denver	L	17-22
01/26/86	Super Bowl XX	Chicago	L	10-46
01/12/86	AFC Championship	at Miami	W	31-14
01/05/86	AFC Divisional	at L.A. Raiders	W	27-20
12/28/85	AFC Wild Card	at N.Y. Jets	W	26-14
01/08/83	First Round Playoff	at Miami	L	31-28
12/31/78	AFC Divisional	Houston	L	14-31
12/18/76	AFC Divisional	at Oakland	L	21-24
01/05/64	AFL Championship	at San Diego	L	10-51
12/28/63	AFL Divisional	at Buffalo	W	26-8

PATRIOTS PLAYOFF RECORD BY ROUND

First Round*	0-1
Wild Card Round	2-2
Divisional Round	6-4
Conference Championship	5-0
AFL Championship	0-1
Super Bowl	3-2
Total	16-10

*-1982 Strike Season

WRAPPING IT UP

The Patriots clinched their ninth division title with two games remaining on the schedule. The Patriots have clinched the division title with games remaining on the schedule for the fourth time in team history and for the third consecutive season. New England wrapped up the AFC East on Dec. 10, 1978, with one game left in the season, clinched the 2003 crown on Dec. 7 against Miami with three games left on the slate, and clinched the 2004 crown on Dec. 12 against Cincinnati with three games remaining. Four of the Patriots' division titles were clinched on the final day of the season, with a fifth being clinched in a tie-breaking playoff game in 1963.

PATRIOTS DIVISION-CLINCHING GAMES

Year	Date Clinched	Division Title	Opp.	Final Score	Final Record	2nd Place
2005	12/17/05		TB	28-0	10-6	MIA (9-7)
2004	12/12/04		CIN	35-28	14-2	NYJ (10-6)
2003	12/07/03		MIA	12-0	14-2	MIA (10-6)
2001	01/06/02^		at CAR	38-6	11-5	MIA (11-5)
1997	12/22/97^		at MIA	14-12	10-6	MIA (9-7)
1996	12/21/96^		at NYG	23-22	11-5	BUF (10-6)
1986	12/22/86^		at MIA	34-27	11-5	NYJ (10-6)
1978	12/10/78		BUF	26-24	11-5	MIA (11-5)
1963	12/28/63*		at BUF	26-8	7-6-1	BUF (7-6-1)

^-- Season Finale

*-- Division-deciding AFL playoff in Buffalo, N.Y.

PATRIOTS IN THE PLAYOFFS

New England has now qualified for the playoffs 14 times in its 46-year history. The Patriots have earned eight playoff berths in the 12 seasons since Robert Kraft purchased the team in 1994, a dramatic contrast to the six total playoff berths that the team earned in its first 34 years of existence. New England has won nine division crowns and has qualified as a Wild Card team on four occasions (1998, 1994, 1985 and 1976). The Patriots also qualified for the playoffs in 1982 as part of a 16-team tournament following a players' strike.

PATRIOTS PLAYOFF SEASONS (14)

Year	How Qualified	Playoff Record	Result
2005	Division Champions	?-?	???????
2004	Division Champions	3-0	Super Bowl Champions
2003	Division Champions	3-0	Super Bowl Champions
2001	Division Champions	3-0	Super Bowl Champions
1998	Wild Card	0-1	Wild Card Round
1997	Division Champions	1-1	AFC Divisional Round
1996	Division Champions	2-1	AFC Champions
1994	Wild Card	0-1	Wild Card Round
1986	Division Champions	0-1	AFC Divisional Round
1985	Wild Card	3-1	AFC Champions
1982*	16-Team Format	0-1	First Round
1978	Division Champions	0-1	AFC Divisional Round
1976	Wild Card	0-1	Wild Card Round
1963	Division Champions	1-1	AFL Finalists

Totals — 13 Playoff Seasons: 8 Division Champions; 4 Wild Cards; 1 16-Team Tournament*.

16-10 all-time playoff record.

*-Strike Year



THREE-TIME SUPER BOWL CHAMPIONS





PATRIOTS NEWS & NOTES

PATRIOTS IN THE PRO BOWL

QB TOM BRADY

Three-Time Pro Bowler

DL RICHARD SEYMOUR

Four-Time Pro Bowler

Tom Brady is in his sixth NFL season and has earned his third career Pro Bowl selection, heading to Hawaii for the second consecutive season. The two-time Super Bowl MVP was also named to the Pro Bowl following the 2001 and 2004 seasons. Brady's three Pro Bowl nods tie Vito "Babe" Parilli and Drew Bledsoe for the most selections by a Patriots quarterback. In 2005, Brady led the NFL with a career-high 4,110 passing yards, a number that ranks second on the Patriots' all-time list behind only Drew Bledsoe's franchise-record 4,555 yards (1994). Brady has thrown a career-high 32 passes of 25 yards or more this season, a figure that tied for the NFL lead (Jake Delhomme). His passer rating of 92.3 was just 0.3 points away from his career high (92.6 in 2004) and ranks third in franchise history.

Richard Seymour has been named to his fourth Pro Bowl and has earned his fourth consecutive trip to Hawaii, becoming the first Patriots player to earn as many as four straight nods since tight end Ben Coates was named to five consecutive Pro Bowls from 1994-98. Seymour's four Pro Bowl seasons are the most by any Patriots defensive lineman since the 1970 AFL-NFL merger, and he is one of just nine Patriots to earn four or more Pro Bowl selections since the merger 36 seasons ago. This season, Seymour played in 12 games and recorded 69 tackles (41 solo). His 4.0 sacks lead all Patriots defensive linemen. He missed four games due to injury and from the time he returned to the lineup on Nov. 13 until the end of the season, the Patriots allowed just 14.8 points per game while recording a 6-2 record.

ICE MEN

New England is 15-1 in its last 16 games when the kickoff temperature has been 35 degrees or colder. The Patriots are 24-3 (.889) since 1993 when the kickoff temperature is 35 degrees or colder. Also since 1993, the Patriots are 20-2 when the temperature is 34 degrees or colder, and 14-1 when it's 30 degrees or colder. Additionally, Tom Brady is 20-1 as a starter when the temperature is less than 40 degrees.

COLDEST GAMES SINCE 1993 (24-3)

Includes all games played in temperatures of 35 degrees or colder

Date	Opp.	Temp	Notes	W/L	Score
01/10/04	TEN*	4	Wind Chill -10	W	17-14
01/23/05	at PIT*	11	Wind Chill -1	W	41-27
12/26/93	IND	19	Wind Chill -1	W	38-0
12/21/96	at NYG	24	Wind Chill 17	W	23-22
01/01/06	MIA	25	Cloudy, Cold	L	26-28
01/16/05	IND*	25	Snow	W	20-3
12/14/03	JAX	25	Wind Chill 16	W	27-13
01/19/02	OAK*	25	Snow	W	16-13 ot
12/05/05	NYJ	26	Light Snow	W	16-3
12/10/95	NYJ	26	Wind Chill 12	W	31-28
01/12/97	JAX*	27	Wind Chill 11	W	20-6
12/07/03	MIA	28	Wind Chill 17	W	12-0
12/11/05	at BUF	30	Light Snow	W	35-7
12/26/04	at NYJ	30	Wind Chill 21	W	23-7
12/20/03	at NYJ	30	Wind Chill 20	W	21-16
12/24/00	MIA	31	Wind Chill 22	L	24-27
01/02/05	SF	32	Wind Chill 27	W	21-7
01/18/04	IND*	32	Light Snow	W	24-14
11/16/03	DAL	33	Cloudy and calm	W	12-0
11/26/95	at BUF	33	Flurries	W	35-25
12/16/01	at BUF	34	Wind Chill 25	W	12-9 ot
12/12/93	CIN	34	Wind Chill 23	W	7-2
11/03/03	at DEN	35	Foggy	W	30-26
12/17/00	at BUF	35	Snow/W.Chill 23	W	16-13 ot
11/23/97	MIA	35	Flurries/Drizzle	W	27-24
12/28/97	MIA*	35	Wind Chill 25	W	17-3
01/01/95	at CLE*	35	Wind Chill 25	L	13-20

*-playoffs

FIRST DOWN RECORD

The Patriots offense gained a total of 32 first downs against the Bills on Dec. 11, setting a team record for most first downs in a game. New England eclipsed the previous record of 31 first downs, a number that was achieved three times - Oct. 11, 1998 against Kansas City, Nov. 29, 1987 against Philadelphia and 39 years ago to the day, Dec. 11, 1966 against the Houston Oilers. New England's team-record 32 first downs came via passes (20), rushing (11) and penalty (1).

SPREADING THE WEALTH

The Patriots had 12 players catch at least one touchdown pass from Tom Brady this season, tying an NFL record for the greatest touchdown distribution by a quarterback (Tampa Bay Buccaneers/Brad Johnson, 2003). The mark bested New England's old team record of 11 players catching a scoring pass, set by Brady in 2002. New England's dozen scorers of receiving touchdowns break down as follows: 6 wide receivers; 3 tight ends; 1 running back; 1 linebacker; 1 offensive tackle.

MOST TOUCHDOWN RECEIVERS / NFL HISTORY

Team	Season	Quarterback	TD Receivers
New England Patriots	2005	Tom Brady	12
Tampa Bay Buccaneers	2003	Brad Johnson	12
New England Patriots	2002	Tom Brady	11
Arizona Cardinals	2002	Jake Plummer	11
Baltimore Ravens	1996	Vinny Testaverde	11
Miami Dolphins	1985	Dan Marino	11
Washington Redskins	1947	Sammy Baugh	11

DOMINATING DEFENSE

Over a three-game span from Dec. 4-17, the Patriots allowed a total of just 10 points, setting a franchise record for the fewest number of points allowed during any three-game span. New England's defense allowed just one touchdown and one field goal over that span. One of the keys to the Patriots' defensive dominance was their ability to shut down the run, allowing an average of just 28.3 rushing yards per game in the three contests.

FEWEST POINTS ALLOWED, THREE-GAME SPAN / PATRIOTS HISTORY

Pts	Dates	Opponents (Scores)
10	12/04/05 - 12/17/05	vs. NYJ (16-3), at BUF (35-7), vs. TB (28-0)
17	09/29/74 - 10/13/74	vs. LA(N) (20-14), vs. BAL (42-3), at NYJ (24-0)
17	12/26/04 - 01/16/05	at NYJ (23-7), vs. SF (21-7), vs. IND* (20-3)
19	12/12/93 - 12/26/93	vs. CIN (7-2), at CLE (20-17), vs. IND (38-0)
20	12/20/87 - 09/04/88	at BUF (13-7), at MIA (24-10), vs. NYJ (28-3)
22	12/22/97 - 01/03/98	at MIA (14-12), vs. MIA* (17-3), at PIT* (6-7)
22	10/12/03 - 10/26/03	vs. NYG (17-6), at MIA (19-13), vs. CLV (9-3)

*-Playoffs

SHUTOUT EFFORT

The Patriots shut out the Buccaneers 28-0 on Dec. 17, marking the first shutout for New England since it defeated the Buffalo Bills 31-0 on Dec. 27, 2003. The shutout of Tampa Bay was the fourth shutout for the Patriots since Bill Belichick became head coach in 2000. The other shutouts all came at Gillette Stadium during the 2003 season (12-0 vs. DAL on 11/16/03; 12-0 vs. MIA on 12/7/03; 31-0 vs. BUF on 12/27/03).



THREE-TIME SUPER BOWL CHAMPIONS





QB TOM BRADY NEWS & NOTES

RECORDING SUCCESS

TOM BRADY has quarterbacked the Patriots to victories in 58 of his 78 career regular-season, compiling a .744 winning percentage and giving him the best record of any active quarterback in the NFL who has at least two full seasons of starts under his belt. Including his 9-0 record in the playoffs, he is 67-20 (.770) as a starter.



ACTIVE QUARTERBACKS WINNING PERCENTAGE

Minimum 32 Starts, Regular Season Only

Quarterback, Team(s)	W	L	T	Pct.
Tom Brady, NE	58	20	0	.744
Donovan McNabb, PHI.....	60	28	0	.682
Marc Bulger, STL.....	28	16	0	.636
Brett Favre, GB.....	139	82	0	.629
Peyton Manning, IND.....	80	48	0	.625
Michael Vick, ATL.....	31	19	1	.618
Jay Fiedler, JAX/MIA.....	37	23	0	.617
Kurt Warner, STL/NYG/ARZ.....	42	27	0	.609

TOM BRADY'S RECORD AS A STARTER

	Reg. Season	Playoffs	Total
Overall:	58-20	9-0	67-20
Home:	32-7	4-0	36-7
Road:	26-13	5-0*	31-13*

By Yardage Total

Less than 200:	14-10	3-0	17-10
200-299:	33-9	4-0	37-9
300 or more:	11-1	2-0	13-1

Other Records

Temp. Below 40:	15-1	5-0	20-1
Snow:	4-0	3-0	7-0
Post-Thanksgiving	22-5	9-0	31-5
Leading at Halftime:	42-2	7-0	49-2
Leading after 3 Qtrs:	48-1	6-0	54-1
Overtime:	6-0	1-0	7-0
Final margin <7 pts:	17-3	5-0	22-3
Final margin <4 pts:	9-3	5-0	14-3
Passer rating >100.0:	28-1	3-0	31-1

*-Includes three Super Bowls at neutral sites

COMEBACK KID

TOM BRADY has engineered 21 career game-winning performances to lead his team to a victory from a fourth-quarter deficit or tie. He accomplished the feat four times in 2005: The performances are the latest addition to a long list of late-game heroics for Brady, who has led three Super Bowl-winning drives.

TOM BRADY'S GAME-WINNING PERFORMANCES

Date	Opp.	Score	Time Remaining	Reg.	Att	Cmp	Yds	TD	Int	Final
11/13/05	at MIA	15-16	2:53	2	2	2	76	1	0	23-16
10/30/05	BUF	7-16	10:07	4	4	4	69	0	0	21-16
10/09/05	at ATL	28-28	3:52	2	2	2	17	0	0	31-28
09/25/05	at PIT	10-13	14:19	12	12	12	167	0	0	23-20
02/06/05	PHI**	14-14	15:00	4	2	3	33	0	0	24-21
10/03/04	at BUF	17-17	15:00	4	2	8	1	0	0	31-17
02/01/04	CAR**	29-29	1:08	5	4	4	47	0	0	32-29
01/10/04	TEN*	14-14	15:00	11	6	27	0	0	0	17-14
11/30/03	at IND	31-31	10:21	6	3	31	1	0	0	38-34
11/23/03	at HST	13-20	3:11	14	10	133	1	0	0	23-20 ot
11/03/03	at DEN	23-26	2:51	4	5	58	1	0	0	30-26
10/19/03	at MIA	13-13	15:00	10	7	147	1	0	0	19-13 ot
10/05/03	TEN	24-27	4:40	1	1	15	0	0	0	38-30
12/29/02	MIA	13-24	4:59	13	8	69	1	0	0	27-24 ot
11/10/02	at CHI	19-30	5:16	14	9	116	2	0	0	33-30
09/22/02	KC	38-38	0:00	5	4	46	0	0	0	41-38 ot
02/03/02	STL**	17-17	1:21	8	5	53	0	0	0	20-17
01/19/02	OAK*	3-13	15:00	27	20	138	0	0	0	16-13 ot
12/16/01	at BUF	6-9	5:57	13	9	116	0	0	0	12-9 ot
12/02/01	at NYJ	14-16	15:00	7	6	56	0	0	0	17-16
10/14/01	SD	16-26	8:48	18	13	130	1	0	0	29-26 ot

^ - Statistics are from the time noted until the end of the game * Divisional Playoffs ** Super Bowl

IRON MAN

Tom Brady has started 87 consecutive games at quarterback for the Patriots, including 78 regular-season games and nine playoff contests. Combining regular-season and playoff games, Brady has the NFL's third longest current consecutive starts streak, trailing only Brett Favre (241) and Peyton Manning (136).

ACTIVE QUARTERBACKS CONSECUTIVE STARTS STREAKS

Player	Team	Total	Reg.	Post.	Strk Began
Brett Favre	GB	241	221	20	09/27/92
Peyton Manning	IND	136	128	8	09/06/98
Tom Brady	NE	87	78	9	09/30/01
Trent Green	KC	81	80	1	09/09/01
Drew Bledsoe	BUF/DAL	64	64	0	09/08/02
Jake Delhomme	CAR	51	47	4	09/14/03

AMONG THE LEADERS

TOM BRADY completed one of the most statistically productive seasons by a quarterback in franchise history. Brady led the NFL with a career-high 4,110 passing yards in 2005, a number that ranks second in franchise history. Brady joined Drew Bledsoe as the only passers in team history to break the 4,000-yard barrier. Additionally, Brady compiled a passer rating of 92.3 in 2005, a rating that was just shy of his career high (92.6 in 2004) and ranks third in team history.

2005 NFL PASSING LEADERS (By Yards)

Player	Team	Yds	Att	Cmp	TD	INT	Rating
Tom Brady	NE	4,110	530	334	26	14	92.3
Trent Green	KC	4,014	507	317	17	10	90.1
Brett Favre	GB	3,881	607	372	20	29	70.9
Carson Palmer	CIN	3,836	509	345	32	12	101.1

PATRIOTS SINGLE-SEASON PASSING LEADERS (By Yards)

Player	Year	Yds	Att	Cmp	TD	INT	Rating
Drew Bledsoe	1994	4,555	691	400	25	27	73.6
Tom Brady	2005	4,110	530	334	26	14	92.3
Drew Bledsoe	1996	4,086	623	373	27	15	83.7
Drew Bledsoe	1999	3,985	539	305	19	21	75.6
Tom Brady	2002	3,764	601	373	28	14	85.7

PATRIOTS SINGLE-SEASON PASSING LEADERS (By Rating)

Player	Year	Rating	Att	Cmp	Yds	TD	INT
Tony Eason	1984	93.4	431	259	3,228	23	8
Tom Brady	2004	92.6	474	288	3,692	28	14
Tom Brady	2005	92.3	530	334	4,110	26	14
Vito "Babe" Parilli	1962	91.3	252	140	1,988	18	8
Tony Eason	1986	89.2	448	276	3,328	19	10

BRADY REACHES 4,000 YARDS

With his 22-yard completion to Deion Branch in the third quarter on Dec. 26, Tom Brady became the second player in Patriots history (Drew Bledsoe) to pass for more than 4,000 yards in a season. Brady has produced the third 4,000-yard season in franchise history, finishing the year with an NFL-leading 4,110 yards.

CAREER WINNING PERCENTAGE

TOM BRADY is the second winningest quarterback in the Super Bowl Era (since 1966) among signal callers who have made at least 40 starts. He is one of just three quarterbacks in the Super Bowl Era to own a career winning percentage above 70 percent. Brady joins Roger Staubach and Joe Montana in the exclusive club. A list placing Brady's accomplishments in a historical perspective is below.

WINNINGEST QUARTERBACKS OF THE SUPER BOWL ERA

Minimum 40 Starts

Player	Team	Years	W	L	Pct.
Roger Staubach	DAL	1969-79	85	29	.746
Tom Brady	NE	2000-Pres.	58	20	.744
Joe Montana	SF/KC	1979-94	117	47	.713



THREE-TIME SUPER BOWL CHAMPIONS





OFFENSE NEWS & NOTES

SCORING MACHINE

COREY DILLON led the Patriots with 13 touchdowns in 2005 (12 rushing, 1 receiving), and tied for fifth in the NFL in scoring among non-kickers. Dillon's 13 touchdowns are tied for third on the Patriots' single-season list and tie his personal career high, also established last season.



PATRIOTS SINGLE-SEASON TOUCHDOWN LEADERS

- 17 Curtis Martin, 1996 (14 rushing, 3 receiving)
- 15 Curtis Martin, 1995 (14 rushing, 3 receiving)
- 13 **Corey Dillon, 2005 (12 rushing, 1 receiving)**
- Corey Dillon, 2004 (12 rushing, 1 receiving)
- Antowain Smith, 2001 (12 rushing, 1 receiving)
- Stanley Morgan, 1979 (12 receiving, 1 punt return)
- Steve Mogan, 1976 (12 rushing, 1 fumble return)

MOVING ON UP


COREY DILLON became the 18th player in NFL history to rush for 10,000 yards when he tore off a 12-yard run at Atlanta on Oct. 9. Dillon passed Ottis Anderson to move into 17th place on the NFL's all-time rushing list at Buffalo on Dec. 11. Dillon has recorded two 100-yard games in 2005 and has reached the milestone 11 times since being acquired by the Patriots in exchange for a second-round draft choice prior to the 2004 season. Additionally, Dillon has scored 26 touchdowns (24 rushing, 2 receiving) in 27 regular-season games with the Patriots.

NFL'S ALL-TIME LEADING RUSHERS (By Yards)

Rk	Player	Years	Gms	Att.	Yards	TD
---	Emmitt Smith	1990-2004	226	4,409	18,355	164
14	O.J. Simpson	1969-1979	135	2,404	11,236	61
15	Ricky Watters	1992-2001	144	2,622	10,643	78
16	Eddie George	1996-2004	141	2,865	10,441	68
17	Corey Dillon	1997-	134	2,419	10,429	69
18	Ottis Anderson	1979-1992	182	2,562	10,273	81
19	Earl Campbell	1978-1985	115	2,187	9,407	74

PATRIOTS ALL-TIME LISTS

TROY BROWN is the second leading receiver in Patriots history with 514 career receptions and 5,982 receiving yards. He recorded his 500th career reception on Nov. 27 at Kansas City, becoming just the second player in team history to record the feat. Brown passed Ben Coates to claim second place on the Patriots' all-time receptions list on Oct. 9 at Atlanta and passed Irving Fryar on the team's all-time receiving yardage list against Indianapolis on Nov. 7. This season, Brown caught 39 passes for 466 yards, increasing his production from a year ago, when he totaled 17 receptions for 184 yards on the season.



PATRIOTS ALL-TIME RECEIVING LEADERS (BY CATCHES)


Rk	Player, Pos.	No	Yds	Avg.	Lg	TD
1	Stanley Morgan, WR.....	534	10,352	19.4	76t	67
2	Troy Brown, WR.....	514	5,982	11.6	82t	27
3	Ben Coates, TE.....	490	5,471	11.2	84t	50
4	Irving Fryar, WR.....	363	5,726	15.8	80t	38

PATRIOTS ALL-TIME RECEIVING LEADERS (BY YARDS)

Rk	Name	No	Yds	Avg	Lg	TD
1	Stanley Morgan.....	534	10,352	19.4	76t	67
2	Troy Brown.....	514	5,982	11.6	82t	27
3	Irving Fryar.....	363	5,726	15.8	80t	38
4	Ben Coates.....	490	5,471	11.2	84t	50

NEON DEION

Wide receiver DEION BRANCH established new career highs with 78 receptions and 998 receiving yards in 2005. The 78 receptions for the Super Bowl XXXIX Most Valuable Player are the most by a Patriot since 2002, when Troy Brown grabbed 97 passes. Branch's 998 yards rank ninth in single-season franchise history and are the most for a Patriots receiver since 2001, when Troy Brown totaled 1,199 yards. Branch also set a career high in 2005 with five touchdown receptions.



CAREER NUMBERS FOR GIVENS

Wide Receiver DAVID GIVENS set a single-season career high with 59 receptions, besting his previous mark of 56 catches in 2004. Givens had two 100-yard games in 2005 and established a single-game career high with 137 yards and a touchdown on six receptions against Tampa Bay on Dec. 17. He also broke the 100-yard mark when he recorded 130 yards at Pittsburgh on Sep. 25, 2005.

CATCHIN' KEVIN

KEVIN FAULK led all Patriots running backs with 29 receptions in 2005, recording at least 25 catches for the sixth straight season. Faulk ranks second in receptions among all-time Patriots running backs, passing Sam Cunningham with his first reception of the game against Pittsburgh on Sept. 25. Faulk, who was drafted by the Patriots in the second round out of LSU in 1999, has 233 career receptions and trails only Tony Collins' team-record 261 receptions from the running back position. Faulk's reception total ranks ninth among all Patriots receivers. Faulk is also the team's all-time leading kickoff returner, and has recorded at least 40 rushes and 25 catches in each of the last six seasons (2000-05).

RECEPTIONS BY PATRIOTS RUNNING BACKS

Player	Years	Rec.
1. Tony Collins.....	1981-87.....	261
2. Kevin Faulk.....	1999-.....	233
3. Sam Cunningham.....	1973-79,81-82.....	210
4. Larry Garron.....	1960-68.....	185

BIG BENJAMIN

Tight end BENJAMIN WATSON scored four touchdowns in 2005, including a pair of scores at Miami on Nov. 13. Watson became the first Patriot to score two receiving touchdowns since David Givens grabbed a pair at Pittsburgh on Oct. 31, 2004, and he became the first Patriots tight end to turn the trick since Daniel Graham did it at Arizona on Sept. 19, 2004. Watson, a second-year pro who missed all but one game of his rookie season, led all Patriots tight ends with 29 receptions for 441 yards in 2005.

PASS-ING THE TEST

PATRICK PASS set a career high with 472 yards from scrimmage in 2005 (245 rushing and 227 receiving). Pass had the most productive game of his career against Denver on Oct. 16, gaining a total of 153 yards from scrimmage, nearly three times his previous career high in that category. Against Denver, Pass set career highs with 89 receiving yards (which led all Patriots receivers) and 64 rushing yards (which led all Patriots rushers).

RARE FEAT BY FLUTIE

In the Patriots' regular-season finale against Miami on Jan. 1, backup quarterback DOUG FLUTIE converted the NFL's first drop kick since 1941 when he booted an extra point in the fourth quarter. Prior to Flutie's play, the NFL's last drop kick came on Dec. 21, 1941, when Ray McLean of the Chicago Bears booted an extra point in the 1941 NFL Championship Game.



THREE-TIME SUPER BOWL CHAMPIONS






DEFENSE NEWS & NOTES

ABLE VRABEL

In proving to be one of the NFL's most versatile players, linebacker MIKE VRABEL has made important contributions for the Patriots on offense and defense. Vrabel has recorded eight career receptions, all resulting in touchdowns. He scored four touchdowns for the Patriots this season – three on offense and one on defense. Vrabel recorded two touchdown catches against the N.Y. Jets on Dec. 26. The Ohio State product scored his first career defensive touchdown at Carolina on Sept. 18 when he returned an interception 24 yards for a touchdown. Below is a list of Vrabel's career touchdowns.



MIKE VRABEL'S CAREER TOUCHDOWNS

Date	Opponent	Scoring Play	Yds
09/29/02	at San Diego	Reception	1
02/01/04	* Carolina	Reception	1
11/07/04	at St. Louis	Reception	2
01/02/05	San Francisco	Reception	1
02/06/05	^ Philadelphia	Reception	2
09/18/05	at Carolina	Interception Return	24
11/20/05	New Orleans	Reception	1
12/26/05	at N.Y. Jets	Reception	1
12/26/05	at N.Y. Jets	Reception	2

*-Super Bowl XXXVIII ^-Super Bowl XXXIX

WILLIE MAC ATTACK

WILLIE MCGINEST ranks third on the Patriots' all-time sacks list with 78.0 career sacks and needs 2.0 more sacks to move into second place on the Patriots' all-time list. He overtook Tony McGee for third place on the team's sacks list on Sept. 25, 2005 when he recorded two sacks against the Steelers in Pittsburgh. McGinest tied Chad Brown's total as the leader in career sacks among all active NFL linebackers with a shared sack against the N.Y. Jets on Dec. 26. McGinest has started 38 consecutive games for the Patriots at outside linebacker.



PATRIOTS ALL-TIME SACK LEADERS

1. Andre Tippett, 1982-93. 100.0
2. Julius Adams, 1971-87....79.5
3. **Willie McGinest**, 1994-. 78.0
4. Tony McGee, 1974-8172.5
5. Ray Hamilton, 1973-81.....54.0
6. Chris Slade, 1993-0051.0

BIG-TIME BACKERS

Patriots linebackers take up four of the top nine spots on the NFL's career sacks list among active linebackers.

ACTIVE LINEBACKERS SACKS LIST

Rk	Player	Team(s)	First Season	Sacks
1	Willie McGinest	NE	1994	78.0
	Chad Brown	PIT/SEA/NE	1993	78.0
3	Peter Boulware	BAL	1997	70.0
4	Joey Porter	PIT	1999	53.0
5	Junior Seau	SD/MIA	1990	52.0
6	Kenard Lang	CLV	1997	44.0
7	Mike Barrow	HOU/CAR/NYG/DAL	1993	43.0
8	Rosevelt Colvin	CHI/NE	1999	40.0
9	Mike Vrabel	PIT/NE	1997	34.0
10	Brian Urlacher	CHI	2000	32.5

RICHARD SEYMOUR: "BIG SEY"

Defensive lineman RICHARD SEYMOUR was named to his fourth consecutive Pro Bowl in 2005 and was voted a defensive captain by his teammates again this season. The former 2001 first-round draft pick recorded his first career multiple-sack game against Pittsburgh on Sept. 25. This season he recorded 69 tackles and four sacks. Seymour has recorded 262 tackles since 2002, leading all Patriots defensive linemen over that span.

NO RUSHING ZONE

The New England defense allowed just 125 total rushing yards in the month of December for an average of just 31.3 rushing yards per game. Entering the game against the New York Jets on Dec. 4, the Patriots were allowing an average of 118.8 rushing yards per game a number that ranked 21st in the NFL. Following the dominant performances against the run in their last four games, the Patriots finished December allowing an average of 95.5 rushing yards on the season, ranking them fourth in the NFL. Included in their shutdown of the run was a performance that held the Bills to just 14 rushing yards on 12 carries (1.2 avg) on Dec. 11, allowing the second fewest rushing yards in team history.

SHUTTING THEM DOWN IN DECEMBER

Date	Opponent	Rush Yds	Avg.	Starter (Rush/Yds)
12/04/05	N.Y. Jets	16	41	2.6 Curtis Martin (15/29)
12/11/05	Buffalo	12	14	1.2 Willis McGahee (8/3)
12/17/05	Tampa Bay	18	30	1.7 Carnell Williams (14/23)
12/26/05	N.Y. Jets	10	40	4.0 Cedric Houston (5/14)

TOUCHDOWN TEDY

Linebacker TEDY BRUSCHI's nose for the ball has helped to create seven defensive touchdowns since the 2002 season. He has scored four touchdowns himself on interception returns (two each in 2002 and 2003), forced two fumbles that were picked up and returned for scores (10/03/04 at Buffalo and 11/28/04 vs. Baltimore), and tipped a pass to rookie James Sanders, who intercepted the ball and returned it for a touchdown at Buffalo on Dec. 11, 2005.



NICE PICK

Rookie cornerback and 2005 third-round draft pick ELLIS HOBBS tied for the team lead with three interceptions and recorded three picks in the first five starts of his career. In addition to his three interceptions, Hobbs also recovered a fumble at Miami on Nov. 13, giving him a team-leading four takeaways. Three of his four takeaways started Patriots scoring drives, and the fourth was a game-ending interception in the end zone on the final play of the Jets game on Dec. 4. Hobbs' three picks tied him for second among all NFL rookies. He tied Tennessee's Reynaldo Hill for the most interceptions among rookie defensive backs.

NFL ROOKIE INTERCEPTION LEADERS

Player	Team	Int	Yds	Avg.	Lg	TD
Odell Thurman, LB	CIN	5	59	11.8	30t	1
Ellis Hobbs, CB	NE	3	8	2.7	8	0
Chris Harris, S	CHI	3	44	14.7	44	0
Reynaldo Hill, CB	TEN	3	88	29.3	52t	1
Lofa Tatupu, LB	SEA	3	55	18.3	38t	1

Four players tied with two interceptions

SANDERS SCORES

Rookie safety JAMES SANDERS returned an interception 39 yards for a touchdown at Buffalo on Dec. 11, recording his first career touchdown and his first career interception. Sanders, a fourth-round selection in the 2005 NFL Draft, was in the backfield on a blitz and grabbed a ball that Tedy Bruschi had deflected into the air and raced to the end zone untouched. The pick return for a touchdown was the second of two such plays for the Patriots this season. Mike Vrabel also returned an interception for a score at Carolina on Sept. 18. Sanders became the first Patriots rookie to return an interception for a touchdown since Asante Samuel did it against the N.Y. Jets on Sept. 21, 2003.



THREE-TIME SUPER BOWL CHAMPIONS






SPECIAL TEAMS NEWS & NOTES

ALL-TIME LEADING SCORER

ADAM VINATIERI is the all-time leading scorer in Patriots history, totaling 1,158 points in his 10 seasons with the club. He passed Gino Cappelletti to claim the franchise record on a 34-yard field goal at the end of the first half against the New York Jets at Gillette Stadium on Dec. 4, 2005. Vinatieri made the team as a rookie free agent in 1996 and has scored 100 points or more in each of his first 10 seasons (including an even 100 in 2005), joining Jason Elam of the Denver Broncos as the only two kickers in NFL history to accomplish the feat. Vinatieri is the Patriots all-time leader having tallied 263 successful boots in a Patriots uniform.



PATRIOTS ALL-TIME LEADING SCORERS

Player	Years	TD	PAT/PATA	2-Pt	FG/FGA	PTS
Adam Vinatieri	1996-	0	367/374	1	263/321	1,158
Gino Cappelletti	1960-70	42	346/358	2	176/334	1,130
John Smith	1974-83	0	308/323	0	128/191	692
Tony Franklin	1984-87	0	163/166	0	93/125	442
Stanley Morgan	1977-89	68	0/0	0	0/0	408

IRON MAN

Adam Vinatieri has played in 160 consecutive regular-season games and needs to play in just two more games to claim the Patriots all-time record. Vinatieri, who has also played in 15 straight playoff games and has not missed a game in his 10-year career, passed Gino Cappelletti's mark of 152 consecutive games, which was established from 1960-70, on Nov. 13 at Miami. Vinatieri now trails only Raymond Clayborn's record of 161 consecutive games, established from 1977-87.

AUTOMATIC ADAM

Adam Vinatieri has nailed two game-winning field goals so far this season, bring his career total of game-winning boots to 20. Vinatieri is the only kicker in NFL history to kick a game-winning field goal in the final minute of the Super Bowl and has accomplished the feat twice, including his 48-yarder to win Super Bowl XXXVI and a 41-yarder to win Super Bowl XXXVIII.

ADAM VINATIERI'S GAME-WINNING FIELD GOALS

Date	Opponent	Yds	Time	Final Score
10/09/05	at Atlanta	29	0:17	31-28
09/25/05	at Pittsburgh	43	0:01	23-20
02/01/04	Carolina*	41	0:04	32-29
01/10/04	Tennessee*	46	4:06	17-14
11/23/03	at Houston	28	0:41 (OT)	23-20
12/29/02	Miami	35	12:57 (OT)	27-24
09/22/02	Kansas City	35	10:20 (OT)	41-38
02/03/02	St. Louis*	48	0:00	20-17
01/19/02	Oakland*	23	6:31 (OT)	16-13
12/16/01	at Buffalo	23	9:15 (OT)	12-9
12/02/01	at N.Y. Jets	28	6:29	17-16
10/14/01	San Diego	44	10:55 (OT)	29-26
12/17/00	at Buffalo	24	0:19 (OT)	13-10
11/19/00	Cincinnati	22	0:03	16-13
09/19/99	Indianapolis	26	0:35	31-28
09/12/99	at N.Y. Jets	23	0:03	30-28
12/20/98	San Francisco	35	0:03	24-21
10/04/98	at New Orleans	27	0:03	30-27
09/14/97	N.Y. Jets	34	6:57 (OT)	27-24
09/22/96	Jacksonville	40	12:24 (OT)	28-25

*-Playoffs

PLAYOFF PERFORMER

Adam Vinatieri ranks second the NFL's all-time postseason field goals list. The 10-year veteran who led the NFL in scoring in 2004 has kicked 24 career successful playoff field goals.

NFL ALL-TIME LIST / POSTSEASON FIELD GOALS

Player	FGs
Gary Anderson.....	32
Adam Vinatieri	24
George Blanda	22
Steve Christie	22

MR. CLUTCH

- Adam Vinatieri has been successful on 25 consecutive fourth-quarter field goal attempts, dating back to Dec. 8, 2002, when he missed a 43-yarder against the Buffalo Bills at Gillette Stadium.
- Since the beginning of the 2001 season, Vinatieri is 22-for-23 (95.7 percent) in the fourth quarter when the point differential between the teams is a touchdown or less.
- Vinatieri has hit 32 of his last 33 field goals (97.0 percent) in the second half, dating back to the 2003 regular-season finale (including playoffs).
- In games when the kickoff temperature is less than 40 degrees, Vinatieri has hit 36 of his last 40 field goal attempts (90.0 percent). The performance dates back to Dec. 16, 2001 and includes a 13-for-14 performance in playoff games where the temperature is less than 40 degrees.

TAKING AIM

Adam Vinatieri is the most accurate kicker in franchise history and ranks seventh among the most accurate kickers in NFL history. He has recorded an 81.9 percent conversion rate (263/321) over his 10-year career. In 2005, Vinatieri was successful on 80 percent of his kicks (20/25). He was 31-for-33 in 2004, setting a career high for accuracy with a 93.9 percent success rate.

NFL ALL-TIME MOST ACCURATE KICKERS

(Minimum 100 FGM)

PLAYER	TEAM	PCT.	FGM/FGA
1. Mike Vanderjagt	Colts	87.4	217/248
2. Phil Dawson	Browns	83.9	135/161
3. Matt Stover	Ravens	83.2	380/457
4. Jeff Wilkins	Rams	82.0	251/306
Olindo Mare	Dolphins	82.0	219/267
David Akers	Eagles	82.0	155/189
7. Adam Vinatieri	Patriots	81.9	263/321
8. Ryan Longwell	Packers	81.6	226/277
9. John Carney	Saints	81.3	390/480
10. Jason Hanson	Lions	80.9	327/404

MILLER TIME

Punter JOSH MILLER had one of the best seasons of his 10-year career finishing with the second highest single-season punting yardage figure in Patriots history. The 10th-year veteran ranked fourth in the NFL, averaging 45.1 yards per punt. He put 22 punts inside the 20-yard line against just four touchbacks. Miller's punting average was the second highest of his career, just 0.1 yards behind his career-best 45.2 yards per punt, set in 1999 with the Pittsburgh Steelers.

2005 NFL PUNTING LEADERS (by Avg)

Player	Team	No.	Yds	Avg	Lg	TB	In20
Brian Moorman	BUF	71	3,242	45.7	68	9	22
Shane Lechler	OAK	82	3,744	45.7	64	9	26
Josh Bidwell	TB	90	4,101	45.6	61	13	24
Josh Miller	NE	76	3,431	45.1	59	4	22
Hunter Smith	IND	52	2,301	44.3	58	5	23
Chris Kluwe	MIN	71	3,130	44.1	62	6	17
Scott Player	ARZ	73	3,206	43.9	60	7	18

PATRIOTS SINGLE-SEASON PUNTING LEADERS (by Avg)

Player	Year	No.	Yds	Avg	Lg	TB	In20
Tom Tupa	1997	78	3,569	45.8	73	14	24
Josh Miller	2005	76	3,431	45.1	59	4	22
Rich Camarillo	1983	81	3,615	44.6	70	11	25
Tom Tupa	1998	74	3,294	44.5	64	9	13
Rich Camarillo	1982	49	2,140	43.7	76	5	10
Tom Tupa	1996	63	2,739	43.5	62	7	14



THREE-TIME SUPER BOWL CHAMPIONS





PATRIOTS IN CONTEXT

THREE NFL TITLES OVER A FOUR-YEAR SPAN

Team	Era	Champ. Seasons
New England Patriots	2001-Present	2001, 2003, 2004
Dallas Cowboys	1992-1995	1992, 1993, 1995
Green Bay Packers	1965-1967	1965, 1966, 1967
Chicago Bears	1940-1943	1940, 1941, 1943
Green Bay Packers	1929-1931	1929, 1930, 1931

NOTE: NFL Champions have been determined as follows – First-place team in the final standings (1920-32); Winner of the NFL championship game (1933-65); Winner of the Super Bowl (1966-present).

BACK-TO-BACK SUPER BOWL CHAMPIONS

Team	Seasons	Championship Game Results
NE	2003-2004	Def. Carolina in Super Bowl XXXVIII, 32-29 Def. Philadelphia in Super Bowl XXXIX, 24-21 Def. Green Bay in Super Bowl XXXII, 31-24
DEN	1997-1998	Def. Atlanta in Super Bowl XXXIII, 34-19 Def. Buffalo in Super Bowl XXVII, 52-17
DAL	1992-1993	Def. Buffalo in Super Bowl XXVII, 30-13 Def. Cincinnati in Super Bowl XXIII, 20-16
SF	1988-1989	Def. Denver in Super Bowl XXIV, 55-10 Def. Dallas in Super Bowl XIII, 35-31
PIT	1978-1979	Def. L.A. Rams in Super Bowl XIV, 31-19 Def. Minnesota in Super Bowl IX, 16-6
PIT	1974-1975	Def. Dallas in Super Bowl X, 21-17 Def. Washington in Super Bowl VII, 14-7
MIA	1972-1973	Def. Minnesota in Super Bowl VIII, 24-7 Def. Kansas City in Super Bowl I, 35-10
GB	1966-1967	Def. Oakland in Super Bowl II, 33-14

NOTE: There were eight back-to-back NFL champions in the pre-Super Bowl Era (1920-1965). In addition to those eight occurrences, Green Bay won three titles in a row from 1929-1931 and also won three consecutive titles from 1965-1967 (including the 1965 NFL championship game and the first two Super Bowls in 1966 and 1967). No team has won three consecutive Super Bowls.

ALL-TIME SUPER BOWL VICTORIES

Team	Titles	Championship Seasons
Dallas Cowboys.....	5	1971, 1977, 1992, 1993, 1995
San Francisco 49ers	5	1981, 1984, 1988, 1989, 1994
Pittsburgh Steelers	4	1974, 1975, 1978, 1979
New England Patriots	3	2001, 2003, 2004
Green Bay Packers	3	1966, 1967, 1996
Washington Redskins	3	1982, 1987, 1991
Oakland/L.A. Raiders.....	3	1976, 1980, 1983
Denver Broncos	2	1997, 1998
New York Giants	2	1986, 1990
Miami Dolphins	2	1972, 1973

NOTE: Teams are sorted by most recent championship season

PRO FOOTBALL'S LONGEST WINNING STREAKS

Includes postseason games

Wins	Team	Years	League
21.....	New England Patriots.....	2003-04.....	NFL
18.....	Denver Broncos.....	1997-98	NFL
18.....	San Francisco 49ers.....	1989-90	NFL
18.....	Miami Dolphins	1972-73	NFL
18.....	Cleveland Browns	1947-48	AAFC
18.....	Chicago Bears	1941-42	NFL
18.....	Chicago Bears	1933-34	NFL
17.....	Oakland Raiders	1976-77	NFL

Includes teams from the NFL (1920-Present), All American Football Conference (1946-49) and American Football League (1960-69).

NFL'S ALL-TIME BEST SINGLE-SEASON RECORDS

(Regular-season and postseason only)

Year	Team	Total	Reg	Post
1985	Bears	18-1	15-1	3-0
1984	49ers	18-1	15-1	3-0
1972	Dolphins	17-0	14-0	3-0
2004	Patriots	17-2	14-2	3-0
2003	Patriots	17-2	14-2	3-0
1998	Broncos	17-2	14-2	3-0
1991	Redskins	17-2	14-2	3-0
1989	49ers	17-2	14-2	3-0
1986	Giants	17-2	14-2	3-0
1978	Steelers	17-2	14-2	3-0

CLOSEST SUPER BOWL GAMES

Season	Game	Winner	Loser	Score	Margin
1990	XXV	NYG	BUF	20-19	1
2004	XXXIX	NE	PHI	24-21	3
2003	XXXVIII	NE	CAR	32-29	3
2001	XXXVI	NE	STL (Rams)	20-17	3
1970	V	BAL (Colts)	DAL	16-13	3
1988	XXIII	SF	CIN	20-16	4
1978	XIII	PIT	DAL	35-31	4
1975	X	PIT	DAL	21-17	4

MOST VICTORIES IN A TWO-YEAR SPAN

Including regular-season and playoff games

Team	Wins	Seasons	Year 1	Year 2	Record	Pct.
NE	34	2003-2004	17-2	17-2	34-4	.895
DEN	33	1997-1998	16-4	17-2	33-6	.846
MIA	32	1972-1973	17-0	15-2	32-2	.941
CHI	32	1985-1986	18-1	14-3	32-4	.889
SF	32	1989-1990	17-2	15-3	32-5	.865
PIT	32	1978-1979	17-2	15-4	32-6	.842

ALL-TIME NFL POSTSEASON STANDINGS

(Minimum 10 Postseason Games, Since 1920)

Team	W	L	Pct.
Green Bay Packers	24.....	14.....	.632
New England Patriots	16.....	10.....	.615
San Francisco 49ers	25.....	17.....	.595
Washington Redskins.....	22.....	15.....	.595
Dallas Cowboys.....	32.....	22.....	.593

NFL'S LONGEST POSTSEASON WINNING STREAKS

Team	Consec. Wins	Seasons
New England Patriots	9	2001, 2003-04
Green Bay Packers	9	1961-62, 1965-67
Denver Broncos.....	7	1997-98
Dallas Cowboys.....	7	1992-94
San Francisco 49ers	7	1988-90
Pittsburgh Steelers	7	1974-76

ALL-TIME SUPER BOWL APPEARANCES

(Since 1966)

Team	Conference	No.
Dallas Cowboys.....	N	8
Denver Broncos.....	A	6
New England Patriots	A	5
Miami Dolphins	A	5
Pittsburgh Steelers	A	5
Oakland/L.A. Raiders	A	5
San Francisco 49ers	N	5
Washington Redskins.....	N	5

SUPER BOWL APPEARANCES IN LAST 20 YRS

(Since 1985)

Team	Conference	No.
New England Patriots	A	5
Denver Broncos.....	A	5
Buffalo Bills.....	A	4
Dallas Cowboys.....	N	3
New York Giants	N	3
San Francisco 49ers	N	3

SUPER BOWL APPEARANCES IN LAST 10 YRS

(Since 1995)

Team	Conference	No.
New England Patriots	A	4
Denver Broncos.....	A	2
Green Bay Packers	N	2
St. Louis Rams	N	2



THREE-TIME SUPER BOWL CHAMPIONS





2005 PATRIOTS SCHEDULE AND RESULTS

Overall: 10-6 **Home:** 5-3 **Away:** 5-3 **Day:** 7-5 **Night:** 3-1 **Division:** 5-1 **AFC:** 7-5 **NFC:** 3-1

Date	Opponent	Stadium	Attendance	Weather	W/L	Score
Thurs., Sept. 8	Oakland Raiders	Gillette Stadium	68,756	74 – Partly Cloudy	W	30-20
Sun., Sept. 18	at Carolina Panthers	Bank of America Stadium	73,528	90 – Sunny	L	17-27
Sun., Sept. 25	at Pittsburgh Steelers	Heinz Field	64,868	83 – Partly Cloudy	W	23-20
Sun., Oct. 2	San Diego Chargers	Gillette Stadium	68,756	73 – Sunny	L	17-41
Sun., Oct. 9	at Atlanta Falcons	Georgia Dome	71,079	Indoors	W	31-28
Sun., Oct. 16	at Denver Broncos	Invesco Field at Mile High	76,571	75 – Sunny	L	20-28
Sun., Oct. 30	Buffalo Bills	Gillette Stadium	68,756	58 – Clear	W	21-16
Mon., Nov. 7	Indianapolis Colts	Gillette Stadium	68,756	51 – Clear and Cool	L	21-40
Sun., Nov. 13	at Miami Dolphins	Dolphins Stadium	73,405	82 – Mostly Cloudy	W	23-16
Sun., Nov. 20	New Orleans Saints	Gillette Stadium	68,756	51 – Sunny, Windy, Cool	W	24-17
Sun., Nov. 27	at Kansas City Chiefs	Arrowhead Stadium	78,025	58 – Overcast, Rain Late	L	16-26
Sun., Dec. 4	New York Jets	Gillette Stadium	68,756	26 – Light Snow	W	16-3
Sun., Dec. 11	at Buffalo Bills	Ralph Wilson Stadium	71,810	30 – Light Snow	W	35-7
Sat., Dec. 17	Tampa Bay Buccaneers	Gillette Stadium	68,756	38 – Sunny, Windy, Cool	W	28-0
Mon., Dec. 26	at New York Jets	The Meadowlands	77,569	41 – Overcast	W	31-21
Sun., Jan. 1	Miami Dolphins	Gillette Stadium	68,756	25 – Cloudy, Cold	L	26-28

2005 REGULAR SEASON NFL STANDINGS

AFC East	W	L	Pct.	PF	PA	Hm	Rd	Cnf	Dv	NFC East	W	L	Pct.	PF	PA	Hm	Rd	Cnf	Dv
y-New England	10	6	.625	379	338	5-3	5-3	7-5	5-1	y-N.Y. Giants	11	5	.688	422	314	7-1	4-4	8-4	4-2
Miami	9	7	.562	318	317	5-3	4-4	7-5	3-3	x-Washington	10	6	.625	359	293	6-2	4-4	10-2	5-1
Buffalo	5	11	.312	271	367	4-4	1-7	5-7	2-4	Dallas	9	7	.562	325	308	5-3	4-4	7-5	3-3
N.Y. Jets	4	12	.250	240	355	4-4	0-8	3-9	2-4	Philadelphia	6	10	.375	310	388	4-4	2-6	3-9	0-6
AFC North	W	L	Pct.	PF	PA	Hm	Rd	Cnf	Dv	NFC North	W	L	Pct.	PF	PA	Hm	Rd	Cnf	Dv
y-Cincinnati	11	5	.688	421	350	5-3	6-2	7-5	5-1	yz-Chicago	11	5	.688	260	202	7-1	4-4	10-2	5-1
x-Pittsburgh	11	5	.688	389	258	5-3	6-2	7-5	4-2	Minnesota	9	7	.562	306	344	6-2	3-5	8-4	5-1
Baltimore	6	10	.375	265	299	6-2	0-8	4-8	2-4	Detroit	5	11	.312	254	345	3-5	2-6	3-9	1-5
Cleveland	6	10	.375	232	301	4-4	2-6	4-8	1-5	Green Bay	4	12	.250	298	344	3-5	1-7	4-8	1-5
AFC South	W	L	Pct.	PF	PA	Hm	Rd	Cnf	Dv	NFC South	W	L	Pct.	PF	PA	Hm	Rd	Cnf	Dv
*yz-Indianapolis	14	2	.875	439	247	7-1	7-1	11-1	6-0	y-Tampa Bay	11	5	.688	300	274	6-2	5-3	9-3	5-1
x-Jacksonville	12	4	.750	361	269	6-2	6-2	9-3	4-2	x-Carolina	11	5	.688	391	259	5-3	6-2	8-4	4-2
Tennessee	4	12	.250	299	421	3-5	1-7	3-9	2-4	Atlanta	8	8	.500	351	341	4-4	4-4	5-7	2-4
Houston	2	14	.125	260	431	2-6	0-8	1-11	0-6	New Orleans	3	13	.188	235	398	1-7	2-6	1-11	1-5
AFC West	W	L	Pct.	PF	PA	Hm	Rd	Cnf	Dv	NFC West	W	L	Pct.	PF	PA	Hm	Rd	Cnf	Dv
yz-Denver	13	3	.812	395	258	8-0	5-3	10-2	5-1	*yz-Seattle	13	3	.812	452	271	8-0	5-3	10-2	6-0
Kansas City	10	6	.625	403	325	7-1	3-5	9-3	4-2	St. Louis	6	10	.375	363	429	3-5	3-5	3-9	1-5
San Diego	9	7	.562	418	312	4-4	5-3	7-5	3-3	Arizona	5	11	.312	311	387	3-5	2-6	4-8	3-3
Oakland	4	12	.250	290	383	2-6	2-6	2-10	0-6	San Francisco	4	12	.250	239	428	3-5	1-7	3-9	2-4

x-Clinched Playoff Berth

y-Clinched Division Title

z-Clinched First-Round Bye

*-Clinched Homefield Advantage

NFL PLAYOFFS

AFC WILD CARD ROUND

Sat., Jan. 7 Jacksonville..... at New England 8:00 ABC
Sun., Jan. 8 Pittsburgh..... at Cincinnati 4:30 CBS

AFC DIVISIONAL ROUND

Sat., Jan. 14
Sun., Jan. 15

CONFERENCE CHAMPIONSHIPS

Sun., Jan. 22

NFC Championship Game
AFC Championship Game



NFC WILD CARD ROUND

Sat., Jan. 7 Washington..... at Tampa Bay 4:30 ABC
Sun., Jan. 8 Carolina..... at New York Giants 1:00 Fox

NFC DIVISIONAL ROUND

Sat., Jan. 14
Sun., Jan. 15

SUPER BOWL XL

Sun., Feb. 5

Ford Field – Detroit, Michigan



PATRIOTS IN THE COMMUNITY

2005 SEASON IN REVIEW

Patriots players participated in a wide variety of community events during the 2005 season. Below is a sampling of community activities that each Patriot took part in.

OL Tom Ashworth

- Tom helped pass out Thanksgiving turkeys and food baskets to needy families at Morgan Memorial Goodwill Industries in November.

LB Tully Banta-Cain

- Tully traded in his helmet and pads for a hammer and nails to improve the conditions of a 125-year old Mattapan house during the 2005 Hometown Huddle. Projects included building a handicap ramp over the front stairs, repairing the chain-link fence that surrounds the property and cleaning up the yard.

LB Monty Beisel

- Monty made sandwiches and served dinner to homeless men, women and children at Pine Street Inn, a non-profit organization that assists those in need of shelter.

QB Tom Brady

- Tom welcomed four "Wish Kids" to Gillette Stadium, talking, signing autographs, and posing for photos, as part of the Make-A-Wish Foundation of Massachusetts' wish-granting program.

WR Deion Branch

- Deion took 21 children on a holiday shopping spree and out to dinner as a part of his "Branch-ing Out for Christmas" event. Each child, all from the Tannerhill Residential Program for Young Children in Rhode Island, received \$300 to spend on winter clothing.
- Deion helped pass out Thanksgiving turkeys and food baskets to needy families at Morgan Memorial Goodwill Industries in November.

LB Roosevelt Colvin

- Roosevelt spent the day at Bethany Christian Academy as part of "Take a Player to School Day", visiting different classrooms, talking with the children and staff and imparting his message about the importance of working hard in the classroom.

LB Don Davis

- Don spent his day off at Otis Air National Guard Base at Camp Edwards on Cape Cod, delivering clothing items to the families displaced to the base in the aftermath of Hurricane Katrina.
- Don spent an afternoon with a local high school sports hero when he dropped in on Hector Paniagua, a local basketball standout who became paralyzed by a stray bullet in the spring in an incident in which he was an innocent bystander.

WR Tim Dwight

- Tim helped pass out Thanksgiving turkeys and food baskets to needy families at Morgan Memorial Goodwill Industries in November.
- Tim traded in his helmet and pads for a hammer and nails to improve the conditions of a 125-year old Mattapan house during the 2005 Hometown Huddle. Projects included building a handicap ramp over the front stairs, repairing the chain-link fence that surrounds the property and cleaning up the yard.

RB Kevin Faulk

- Kevin, a Louisiana native, orchestrated two trips to Otis Air National Guard Base at Camp Edwards on Cape Cod, delivering clothing items and toys donated by the rest of the Patriots team to the victims of Hurricane Katrina who were stationed at the base.
- Kevin, along with his cousin, Trev Faulk of the St. Louis Rams, put on their second annual youth football camp in their home state of Louisiana.

WR David Givens

- David helped spread holiday cheer at Children's Hospital Boston when he went room to room visiting patients who were scheduled to remain in the hospital throughout the holiday season.

TE Daniel Graham

- Daniel helped pass out Thanksgiving turkeys and food baskets to needy families at Morgan Memorial Goodwill Industries in November.
- Daniel made sandwiches and served dinner to homeless men, women and children at Pine Street Inn, a non-profit organization that assists those in need of shelter.
- Don spent his day off at Otis Air National Guard Base at Camp Edwards on Cape Cod, delivering clothing items to the families displaced to the base in the aftermath of Hurricane Katrina.

DE Jarvis Green

- Jarvis, a Louisiana native, made a trip to Otis Air National Guard Base at Camp Edwards on Cape Cod, delivering clothing items and toys donated by the rest of the Patriots team to the victims of Hurricane Katrina who were stationed at the base.
- Jarvis took the time to visit over 100 elementary school children as a part of the West Roxbury Division of the Boston Municipal Court's third annual "Law Day".

CB Ellis Hobbs

- Ellis visited the Home for Little Wanderers to meet with dozens of children this holiday season. While there, he helped put up the Christmas tree, passed out gifts and later made a generous donation to a local youth football team that was headed to the national championship after meeting a member of the team at the Home



PATRIOTS IN THE COMMUNITY

2005 SEASON IN REVIEW

OL Russ Hochstein

- Russ encouraged men to think more about their health, while also taking part in important health screenings, when he attended the Patriots' second annual Men's Health Day.

LB Larry Izzo

- Larry held his first-ever "Larry-oke" event in to raise money for military charities. Dozens of other players attended the event, which raised over \$200,000, and participated by belting out some karaoke tunes.
- Larry traveled overseas to four countries-- Kuwait, Qatar, Afghanistan and Iraq-- to visit with thousands of soldiers during "The USO and NFL Salute the Troops Tour". Along the way, Izzo visited military hospitals in Afghanistan and Iraq to talk with wounded soldiers, stopped at several camps, including Camp Victory, to sign autographs for thousands of military personnel, stayed in the barracks with soldiers and showed off his two Super Bowl rings to the troops.

WR Bethel Johnson

- Bethel visited Otis Air National Guard Base at Camp Edwards on Cape Cod, delivering clothing items and toys to the families displaced to the base in the aftermath of Hurricane Katrina.
- Bethel welcomed 12-year-old Joseph McCaffrey to Gillette Stadium as part of the Make-A-Wish Foundation of Massachusetts' wish-granting program, which serves children with life-threatening medical conditions.

OL Matt Light

- Matt made a \$25,000 donation to Children's Hospital Boston, in conjunction with the Matt Light Foundation. Matt and his wife, Susie, presented the contribution to Dr. Gerald Marx, senior associate in Cardiology at Children's Hospital Boston for his research in prenatal diagnosis using specialized echocardiography. The Lights credit the early diagnosis of their son, Colin's, complex heart defect, transposition of the great arteries, using 3D-echocardiography to saving his life.
- Matt raised \$100,000 for the Matt Light Foundation through his first-ever Celebrity Shoot-Out, a sporting clay shooting event. He brought his fellow Patriots teammates and over 150 sponsors and participants out to the 900-acre shooting course to try their hands at 18 shooting stations.

LB Willie McGinest

- Willie his second annual "Shop with a Jock 2005" at the Walpole, Mass. Wal-Mart, providing local youth with the opportunity to go shopping with Patriots players for holiday gifts. Fifty \$100 dollar Wal-Mart gift certificates were donated to the event, and a Patriots player escorted each child around the store during the shopping spree.
- Willie took part in NFL Take a Player to School Day in when he picked up 10-year old Beau Barrows in a black stretch limo, rode with him to school and gave a speech to all 900 of Beau's classmates on the importance of focusing on schoolwork and participating in after-school programs.

RB Patrick Pass

- Patrick traded in his helmet and pads for a hammer and nails to improve the conditions of a 125-year old Mattapan house during the 2005 Hometown Huddle. Projects included building a handicap ramp over the front stairs, repairing the chain-link fence that surrounds the property and cleaning up the yard.

LS Lonie Paxton

- Lonie helped pass out Thanksgiving turkeys and food baskets to needy families at Morgan Memorial Goodwill Industries in November.

DL Richard Seymour

- Richard appeared at the YMCA of Greater Boston where he presented a check worth \$3,000 to the Ronald McDonald Charities of Eastern New England--\$500 for each sack he registered during the 2004 season.

LB Mike Vrabel

- Mike invited his teammates to participate in his annual D.A.R.E. Charity Pool Challenge, which raised thousands of dollars for the Massachusetts state D.A.R.E. chapter that encourages kids to remain drug-free.

DL Ty Warren

- Ty acted as the feature speaker for the Massachusetts Boys & Girls Club Youth of the Year dinner. The event was held to recognize 40 Boys & Girls Club members from across the state on their selections as Youth of the Year. Ty spoke to the crowd on the subjects of attitude, responsibility and the importance of being a good person.
- Ty and Vince Wilfork hosted a draft day celebration to raise money for the National Multiple Sclerosis Society and the American Diabetes Association

TE Benjamin Watson

- Benjamin made sandwiches and served dinner to homeless men, women and children at Pine Street Inn, a non-profit organization that assists those in need of shelter.
- Benjamin attended the James W. Hennigan Elementary School's third annual "Read Aloud Day" to promote literacy and the benefits of reading to the young students. He read "The Berenstain Bears and Too Much Teasing" to the captive audience, while encouraging the students to read as much as they could in their spare time.

DL Vince Wilfork

- Vince and Ty Warren hosted a draft day celebration to raise money for the National Multiple Sclerosis Society and the American Diabetes Association.

S Eugene Wilson

- Eugene read "Alexander and the Terrible, Horrible, No Good, Very Bad Day" when attended the James W. Hennigan Elementary School's third annual "Read Aloud Day" to promote literacy and the benefits of reading to the young students.



BROADCAST INFORMATION

PATRIOTS ALL ACCESS

Patriots All Access, an Emmy Award-winning one-hour magazine show, airs weekly throughout the season on WCVB-TV Channel 5 in Boston. Indicative of its name, Patriots All Access provides viewers exclusive, behind-the-scenes access and weekly in-depth features on Patriots players and personnel. WCVB's Mike Lynch hosts the program and is joined by head coach Bill Belichick for a weekly chalk talk and also by a Patriots player of the week. Another weekly segment takes a look at what Patriots players do off the field. The show also offers game previews, reviews and comprehensive analysis of every Patriots game.



WCVB-TV Channel 5

Patriots All Access.....Saturdays at 7:00 p.m and Sundays at 10:00 a.m.

TOTALLY PATRIOTS



Totally Patriots, a youth-oriented football show, is making its debut for the 2005 season, airing each Sunday morning on WCVB, Channel 5 in Boston. The show, hosted by Kerry Connolly, is geared towards young fans and includes a health and fitness segment as well as a weekly football tips feature with Patriots Hall of Fame linebacker Andre Tippett and a current Patriots player. Other features and segments emphasize the importance of an active lifestyle and let young football players hear directly from the pros. Check your local listings for other times and locations.

WCVB-TV Channel 5

Totally Patriots.....Sundays at 11:00 a.m.

WBCN PATRIOTS ROCK RADIO NETWORK

For the 11th consecutive season, WBCN was proud to be the flagship station for the Patriots Rock Radio Network. Every Patriots game was heard on WBCN (104.1 FM) and its network of 36 stations throughout all six New England states. Longtime broadcast tandem Gil Santos and Gino Cappelletti call all of the action in static-free stereo sound.



**FLAGSHIP STATION
WBCN
Boston ★ 104.1 FM**



MASSACHUSETTS

WBSM	Fairhaven	1420 AM
WSAR	Fall River	1480 AM
WGAW	Gardner	1340 AM
WPVQ	Greenfield	95.3 FM
WBEC	Pittsfield	1420 AM
WBEC	Pittsfield	95.7 FM
WAQY	Springfield	102.1 FM
WXTK	Cape Cod	95.1 FM
WWFX	Worcester	100.1 FM

NEW HAMPSHIRE

WKXL	Concord	1450 AM
WSHK	Dover	105.3 FM
WSAK	Hampton	102.1 FM
WTPL	Hillsboro	107.7 FM
WVRR	Lebanon	101.7 FM
WFEA	Manchester	1370 AM
WWHQ	Meredith	101.5 FM
WPKQ	N. Conway	103.7 FM

RHODE ISLAND

WSKO	Providence	790 AM
WSKO	Providence	99.7 FM

VERMONT

WBTN	Bennington	1370 AM
WKVT	Battleboro	92.7 FM
WEAV	Burlington	960 AM
WXZO	Burlington	96.7 FM
WMXR	Woodstock	93.9 FM
WMOO	Derby	92.1 FM
WEXP	Rutland	101.5 FM
WSTJ	St. Johnsbury	1340 AM
WSNO	Waterbury	1450 AM

MAINE

WEBB	Augusta	98.5 FM
WNSX	Bangor	97.7 FM
WHOU	Houlton	100.1 FM
WBLM	Portland	102.9 FM
WFZX	Searsport	101.7 FM

CONNECTICUT

WCCC	Hartford	106.9 FM
WMOS	New London	104.7 FM
WINY	Putnam	1350 AM

PATRIOTS MONDAY ON WEEI

Sports Radio WEEI has the exclusive rights to broadcast "Patriots Monday" from Gillette Stadium every week during the season. The daylong programming lineup offers fans unique access from head coach Bill Belichick and quarterback Tom Brady along with appearances by other star players.

Sports Radio WEEI

850 AM (Boston) and 103.7 FM (Providence)

Time (Mondays)	Show	Guest(s)
6:00 – 10:00 a.m.	Dennis and Callahan	Tom Brady
10:00 a.m. – 2:00 p.m.	Dale and Holley	Stars of the Week
2:00 – 6:00 p.m.	The Big Show	Coach Belichick

PATRIOTS FOOTBALL WEEKLY ON WB56

Join the editorial staff of Patriots Football Weekly for a half-hour Patriots extravaganza every Saturday night during the football season on WLVI-TV (WB56).

WLVI-TV Channel 56

Patriots Football Weekly Every Saturday night at Midnight

PATRIOTS.COM

The official Web site of the New England Patriots offers fans an exciting lineup of daily features and is one of the most advanced and exciting Web sites in all of sports. **Patriots.com Radio** features six hours of original daily programming beginning at noon ET and allows fans to interact with hosts and guests via phone and email. Besides these features, the site offers daily news updates, press releases and much more.

TELEVISION RATINGS

Historically, the Patriots have been at or near the top of the weekly television ratings for the 2.4 million homes in the Boston market. Below is a historical perspective to show the Patriots' consistent popularity in the Boston market.

2005 RATINGS: BOSTON TV MARKET

Date	Opponent	Net.	Boston TV	Rtg / Share
09/08	Oakland	ABC	WCVB 5	23.3 / 44
09/18	at Carolina	CBS	WBZ 4	22.3 / 50
09/25	at Pittsburgh	CBS	WBZ 4	29.9 / 52
10/02	San Diego	CBS	WBZ 4	21.0 / 43
10/09	at Atlanta	CBS	WBZ 4	27.4 / 55
10/16	at Denver	CBS	WBZ 4	28.9 / 48
10/30	Buffalo	ESPN	WCVB 5	27.8 / 46
11/07	Indianapolis	ABC	WCVB 5	27.4 / 44
11/13	at Miami	CBS	WBZ 4	24.7 / 53
11/20	New Orleans	Fox	WFXT 25	26.3 / 55
11/27	at Kansas City	CBS	WBZ 4	27.0 / 52
12/04	N.Y. Jets	CBS	WBZ 4	34.5 / 55
12/11	at Buffalo	CBS	WBZ 4	29.2 / 58
12/17	Tampa Bay	Fox	WFXT 25	29.5 / 60
12/26	at N.Y. Jets	ABC	WCVB 5	25.8 / 46

RATINGS HISTORY

Season	Rating / Share
2005 Regular Season Average	27.0 / 51
2004 Regular Season Average	31.2 / 56
2004 Postseason Average	48.9 / 70
2003 Regular Season Average	26.8 / 51
2003 Postseason Average	47.0 / 72
2002 Regular Season Average	28.5 / 53
2001 Regular Season Average	24.7 / 48
2001 Postseason Average	47.4 / 73

Note: Each ratings point represents one percent of the 2.4 million homes in the Boston TV market.



THREE-TIME SUPER BOWL CHAMPIONS





2005 TRANSACTIONS

MAY, 2005

5/2 Matt Phillips Released
 5/4 Keith Traylor Released
 5/6 Michael Rogers Released
 Mark Bartosic Released
 5/10 Chad Brown Signed
 5/12 Victor Leyva Signed
 5/18 Otis Smith Signed and placed on Res./Retired
 5/23 Troy Brown Re-Signed

JUNE, 2005

6/1 Lance Nimmo Released
 Chris Redman Released
 6/6 Antuan Edwards Signed
 6/9 Ike Charlton Released
 6/10 Andy Stokes Signed
 6/15 Travis Conway Released
 Mike Lorenz Released
 6/28 Bryan Anderson Signed
 Chad Morton Signed
 Matt Cassel Signed
 Ryan Claridge Signed

JULY, 2005

7/15 Scott Pioli Signed to a contract extension
 7/20 Nick Kaczur Signed
 James Sanders Signed
 7/22 Ellis Hobbs Signed
 DeCori Birmingham Released
 7/23 Earl Charles Released
 7/24 Bam Childress Signed
 DeMarco McNeil Released
 7/25 Logan Mankins Signed
 7/27 Michael McGrew Released
 7/28 Ted Johnson Retired
 Rich Musinski Signed
 Bryan Anderson, Tedy Bruschi, Tim Dwight,
 Chad Morton and Bethel Johnson
 Placed on PUP list
 Ethan Kelley Placed on NFI list
 7/29 Eugene Baker Signed
 Bryan Anderson Released
 7/31 Jason Anderson Signed

AUGUST, 2005

8/1 Tim Dwight Activated from PUP list
 Ethan Kelley Released
 Jake Schifino Released
 8/2 Mario Monds Signed
 8/3 Tom Sverchek Signed
 Rich Musinski Released
 8/5 Ricky Bryant Released
 8/8 Matt Brandt Signed
 Andy Stokes Released
 8/9 Matt Brandt Released
 8/14 Mario Monds Released
 8/15 Ifo Pili Signed
 Ryan Claridge Placed on Reserve / Injured
 8/21 Rhett Kopp Released
 8/22 Andre' Davis Acquired via Trade (CLV)
 8/24 Eugene Baker Released
 8/25 Antuan Edwards Released
 8/29 Rohan Davey, Cedric Cobbs
 and Dexter Reid Released
 8/30 Jason Anderson, Robbie Gould, Ryan Krug,
 Chad Morton, Ifo Pili, Hank Poteat
 and Antonio Thomas Released
 Bethel Johnson Activated from PUP list
 Michael McGrew Placed on Reserve / Injured

SEPTEMBER, 2005

9/3 Eric Alexander, Rodney Bailey, Kory Chapman, Bam
 Childress, Kyle Eckel, Joel Jacobs, Victor Leyva, Gene
 Mruczkowski, Jeff Roehl, P.K. Sam, Grant Steen, Tom
 Sverchek, David Terrell, Andre Torrey, Raymond
 Ventrone, Jed Weaver and Billy Yates
 Released
 9/4 Eric Alexander, Kory Chapman, Bam Childress, Ryan Krug,
 Jared Newberry, Raymond Ventrone and Billy Yates
 Signed to the Practice Squad
 9/5 Wesley Britt Signed to the Practice Squad
 9/7 Andre Torrey Signed to the Practice Squad
 Raymond Ventrone Released from Practice Squad
 9/8 P.K. Sam Signed to the Practice Squad
 Ryan Krug Released from Practice Squad
 9/9 Raymond Ventrone Signed to the Practice Squad
 Andre Torrey Released from Practice Squad
 9/21 Antonio Thomas Signed to the Practice Squad
 9/27 Rodney Harrison Placed on Reserve / Injured
 Wesly Mallard Released
 9/28 Gene Mruczkowski, Michael Stone
 and Amos Zereoue Signed
 Andre' Davis Released
 Ryan Krug Signed to the Practice Squad
 Jared Newberry Released from Practice Squad

OCTOBER, 2005

10/8 Eric Alexander Signed to the active roster
 Gene Mruczkowski Released
 10/11 Eric Alexander Released
 10/12 Arturo Freeman Signed
 Wesly Mallard Signed
 Chad Scott Placed on Reserve / Injured
 Eric Alexander Signed to the Practice Squad
 10/19 Andre' Davis Signed
 Hank Poteat Signed
 Guss Scott Placed on Reserve / Injured
 Wesly Mallard Released
 10/27 Tyrone Poole Placed on Reserve / Injured
 10/29 Tedy Bruschi Activated from Reserve / PUP

NOVEMBER, 2005

11/1 Heath Evans Signed
 Amos Zereoue Released
 11/4 Michael Cloud Signed
 Arturo Freeman Released
 11/10 Duane Starks Placed on Reserve / Injured
 11/12 Billy Yates Signed to active roster
 11/15 Artrell Hawkins Signed
 Gene Mruczkowski Signed
 Randall Gay Placed on Reserve / Injured
 Dan Koppen Placed on Reserve / Injured
 11/16 Michael Harden Signed to the Practice Squad
 11/29 Michael Cloud Released

DECEMBER, 2005

12/2 Michael Cloud Signed
 12/5 Michael Harden Released from Practice Squad
 12/13 Ross Tucker Signed
 Michael Cloud Released
 Ryan Krug Released from Practice Squad
 12/22 Matt Light Placed on Reserve / Injured
 12/30 Ryan Krug Signed to the Practice Squad
 12/31 Bam Childress Signed to the active roster

JANUARY, 2006

1/2 Brennan Curtain Signed to the Practice Squad
 Antwain Spann Signed to the Practice Squad



THREE-TIME SUPER BOWL CHAMPIONS





2005 OFFENSIVE STATISTICS

WON 10, LOST 6

09/08 W 30-20	Oakland	68,756
09/18 L 17-27	at Carolina	73,528
09/25 W 23-20	at Pittsburgh	64,868
10/02 L 17-41	San Diego	68,756
10/09 W 31-28	at Atlanta	71,079
10/16 L 20-28	at Denver	76,571
10/30 W 21-16	Buffalo	68,756
11/07 L 21-40	Indianapolis	68,756
11/13 W 23-16	at Miami	73,405
11/20 W 24-17	New Orleans	68,756
11/27 L 16-26	at Kansas City	78,025
12/04 W 16- 3	New York Jets	68,756
12/11 W 35- 7	at Buffalo	71,810
12/17 W 28- 0	Tampa Bay	68,756
12/26 W 31-21	at New York Jets	77,569
01/01 L 26-28	Miami	68,756

	N.E.	Opp.
TOTAL FIRST DOWNS	334	306
Rushing	101	94
Passing	204	179
Penalty	29	33
3rd Down: Made/Att	93/221	92/219
3rd Down Pct.	42.1	42.0
4th Down: Made/Att	13/17	3/9
4th Down Pct.	76.5	33.3
POSSESSION AVG.	30:19	29:41
TOTAL NET YARDS	5632	5283
Avg. Per Game	352.0	330.2
Total Plays	1031	997
Avg. Per Play	5.5	5.3
NET YARDS RUSHING	1512	1580
Avg. Per Game	94.5	98.8
Total Rushes	439	437
NET YARDS PASSING	4120	3703
Avg. Per Game	257.5	231.4
Sacked/Yards Lost	28/202	33/223
Gross Yards	4322	3926
Att./Completions	564/352	527/296
Completion Pct.	62.4	56.2
Had Intercepted	15	10
PUNTS/AVERAGE	77/44.6	81/43.7
NET PUNTING AVG.	77/38.3	81/37.8
PENALTIES/YARDS	110/921	132/1068
FUMBLES/BALL LOST	19/9	13/8
TOUCHDOWNS	46	38
Rushing	16	11
Passing	28	25
Returns	2	2

* SCORE BY PERIODS	Q1	Q2	Q3	Q4	OT	PTS
TEAM	90	74	97	118	0	379
OPPONENTS	55	117	56	110	0	338

* SCORING	TD-Ru	Pa-Rt	K-PAT	FG	S	PTS
Vinatieri	0	0	0	0	40/41	20/25 0 100
Dillon	13	12	1	0		0 78
Branch	5	0	5	0		0 30
Vrabel	4	0	3	1		0 24
Watson	4	0	4	0		0 24
Dwight	3	0	3	0		0 18
Graham	3	0	3	0		0 18
Pass	3	3	0	0		0 18
T. Brown	2	0	2	0		0 12
Fauria	2	0	2	0		0 12
Givens	2	0	2	0		0 12
Ashworth	1	0	1	0		0 6
Brady	1	1	0	0		0 6
A. Davis	1	0	1	0		0 6
Johnson	1	0	1	0		0 6
Sanders	1	0	0	1		0 6
Evans LG	0	0	0	0		0 2
Evans TM	0	0	0	0		0 2
Flutie	0	0	0	0	1/ 1	0/ 0 0 1
TEAM	46	16	28	2	41/42	20/25 0 379
OPPONENTS	38	11	25	2	34/34	24/30 1 338

2-Pt. Conversions: Evans (LG), Evans (TM),
TEAM 1-4, OPPONENTS 1-4
SACKS: Colvin 7, McGinest 6, Vrabel 4.5,
Seymour 4, Green 2.5, Bruschi 2,
Banta-Cain 1, Beisel 1, Chatham 1, Hawkins 1,
Poteat 1, Warren 1, Klecko 0.5, Wilfork 0.5,
TEAM 33, OPPONENTS 28

* PASSING	Att	Cmp	Yds	Cmp%	Yds/Att	TD	TD%	Int	Int%	Long	Sack/Lost	Rating
Brady	530	334	4110	63.0	7.75	26	4.9	14	2.6	71	26/ 188	92.3
Cassel	24	13	183	54.2	7.63	2	8.3	1	4.2	36	1/ 1	89.4
Flutie	10	5	29	50.0	2.90	0	0.0	0	0.0	13	1/ 13	56.3
TEAM	564	352	4322	62.4	7.66	28	5.0	15	2.7	71	28/ 202	91.5
OPPONENTS	527	296	3926	56.2	7.45	25	4.7	10	1.9	85t	33/ 223	87.8

* RUSHING	No.	Yds	Avg	Long	TD
Dillon	209	733	3.5	29	12
Pass	54	245	4.5	31	3
Evans LG	52	192	3.7	21	0
Evans TM	51	192	3.8	21	0
Faulk	51	145	2.8	13	0
Brady	27	89	3.3	15	1
Cloud TM	23	59	2.6	15	0
Zereoue	7	14	2.0	12	0
Givens	2	13	6.5	9	0
Cassel	6	12	2.0	9	0
Dwight	4	11	2.8	12	0
Flutie	5	-1	-2	2	0
TEAM	439	1512	3.4	31	16
OPPONENTS	437	1580	3.6	68	11

* RECEIVING	No.	Yds	Avg	Long	TD
Branch	78	998	12.8	51	5
Givens	59	738	12.5	40	2
T. Brown	39	466	11.9	71	2
Watson	29	441	15.2	35	4
Faulk	29	260	9.0	23	0
Pass	22	227	10.3	39	0
Dillon	22	181	8.2	25	1
Dwight	19	332	17.5	59	3
Graham	16	235	14.7	45t	3
Evans LG	14	105	7.5	19	0
Evans TM	10	88	8.8	19	0
A. Davis	9	190	21.1	60t	1
Fauria	8	57	7.1	18	2
Johnson	4	67	16.8	55t	1
Childress	3	32	10.7	21	0
Vrabel	3	4	1.3	2t	3
Zereoue	1	5	5.0	5	0
Ashworth	1	1	1.0	1t	1
TEAM	352	4322	12.3	71	28
OPPONENTS	296	3926	13.3	85t	25

* INTERCEPTIONS	No.	Yds	Avg	Long	TD
Samuel	3	15	5.0	15	0
Hobbs	3	8	2.7	8	0
Vrabel	2	23	11.5	24t	1
Sanders	1	39	39.0	39t	1
Wilson	1	0	0.0	0	0
TEAM	10	85	8.5	39t	2
OPPONENTS	15	188	12.5	74t	2

* PUNTING	No.	Yds	Avg	Net	TB	In	Lg	B
Miller	76	3431	45.1	38.3	4	22	59	1
TEAM	77	3431	44.6	38.3	4	22	59	1
OPPONENTS	81	3537	43.7	37.8	8	27	68	0

* PUNT RETURNS	Ret	FC	Yds	Avg	Long	TD
Dwight	32	13	273	8.5	29	0
T. Brown	7	5	30	4.3	7	0
Johnson	1	0	11	11.0	11	0
TEAM	40	18	314	7.9	29	0
OPPONENTS	42	14	405	9.6	76	0

* KICKOFF RETURNS	No.	Yds	Avg	Long	TD
Johnson	31	694	22.4	54	0
Hobbs	15	361	24.1	37	0
Dwight	10	250	25.0	38	0
Faulk	4	81	20.3	26	0
A. Davis	3	108	36.0	65	0
Pass	2	31	15.5	21	0
Banta-Cain	1	14	14.0	14	0
Cloud TM	1	15	15.0	15	0
Izzo	1	0	0.0	0	0
Stone	1	0	0.0	0	0
Watson	1	1	1.0	1	0
TEAM	70	1555	22.2	65	0
OPPONENTS	68	1487	21.9	46	0

* FIELD GOALS	1-19	20-29	30-39	40-49	50+
Vinatieri	0/ 0	7/ 7	9/10	4/ 6	0/2
TEAM	0/ 0	7/ 7	9/10	4/ 6	0/2
OPPONENTS	0/ 0	6/ 6	9/12	6/ 8	3/4
Vinatieri: (26G) (45G) (53N, 48G, 35G, 43G) (37N, 24G) (29G) (39G, 53N, 38G) (44N) () (35G, 32G, 33G) (37G) (29G) (45N, 21G, 34G, 22G) () () (26G) (49G, 33G) OPPONENTS: (43N) (51G, 52G) (33G, 52N, 24G) (42G, 21G) (33G, 58G) () (46N, 23G, 35G, 41G) (35G, 20G) (31N, 36G) (30N, 46G) (25G, 20G, 33G, 47G) (38G) (32N) () () (36G, 38G, 41G, 42G)					



THREE-TIME SUPER BOWL CHAMPIONS





2005 DEFENSIVE STATISTICS

Tackle Statistics Based on Coaches' Film Review

DEFENSIVE STATISTICS												SP. TEAMS					FUMBLES - LOST (19-9)				
Name	TT	UT	A	S/ YL	Int/	Yds	PD	FF	FR			TT	UT	A	FF	FR	Own				
																	No.	Lost	Rec.	O.B.	
Mike Vrabel	114	80	34	4.5	27.0	2	23	5	1	-		6	3	3	-	-	Tom Brady	4	3	0	0
Vince Wilfork	91	42	49	0.5	4.0	-	-	1	-	1		0	0	0	-	-	Kevin Faulk	3	2	1	0
Ty Warren	77	40	37	1.0	8.0	-	-	1	-	1		0	0	0	-	-	Doug Flutie	2	1	1	0
Rosevelt Colvin	73	49	24	7.0	53.0	-	-	2	2	1		0	0	0	-	-	Patrick Pass	2	1	0	0
Tedy Bruschi	72	38	34	2.0	20.0	-	-	4	1	-		3	1	2	-	-	Matt Cassel	2	0	1	1
Richard Seymour	69	41	28	4.0	33.0	-	-	4	1	1		0	0	0	-	-	Corey Dillon	1	1	0	0
Eugene Wilson	64	39	25	-	-	1	0	8	-	1		8	5	3	-	-	Benjamin Watson	1	1	0	0
Willie McGinest	62	49	13	6.0	35.0	-	-	5	-	1		0	0	0	-	-	Daniel Graham	1	0	1	0
Monty Beisel	57	32	25	1.0	2.0	-	-	1	1	-		5	3	2	-	-	Ellis Hobbs	1	0	1	0
Chad Brown	54	35	19	-	-	-	-	-	-	-		3	2	1	-	-	Bethel Johnson	1	0	1	0
Asante Samuel	53	41	12	-	-	3	15	18	-	-		0	0	0	-	-	Tim Dwight	1	0	1	0
Jarvis Green	53	30	23	2.5	18.0	-	-	-	1	-		0	0	0	-	-	Logan Mankins	0	0	1	0
Ellis Hobbs	42	30	12	-	-	3	8	12	-	2		3	1	2	-	-	Tom Ashworth	0	0	1	0
Michael Stone	34	29	5	-	-	-	-	-	-	-		17	9	8	-	-	Totals	19	9	9	1
Duane Starks	26	18	8	-	-	-	-	5	-	-		0	0	0	-	-					
Hank Poteat	24	20	4	1.0	9.0	-	-	-	1	-		1	0	1	-	-					
Guss Scott	19	16	3	-	-	-	-	-	-	-		5	2	3	-	-					
Artrell Hawkins	16	12	4	1.0	1.0	-	-	-	-	-		2	0	2	-	-					
Mike Wright	16	10	6	-	-	-	-	-	-	-		0	0	0	-	-					
Rodney Harrison	16	7	9	-	-	-	-	1	-	-		3	2	1	-	-					
James Sanders	14	10	4	-	-	1	39	1	-	-		5	3	2	-	1					
Randall Gay	11	10	1	-	-	-	-	1	-	-		3	2	1	-	-					
Marquise Hill	9	6	3	-	-	-	-	-	-	-		0	0	0	-	-					
Arturo Freeman	8	5	3	-	-	-	-	-	-	-		0	0	0	-	-					
Dan Klecko	8	5	3	0.5	4.0	-	-	-	-	-		1	0	1	-	-					
Matt Chatham	7	5	2	1.0	5.0	-	-	1	-	-		17	5	12	-	-					
Tully Banta-Cain	7	4	3	1.0	4.0	-	-	-	-	-		10	3	7	-	-					
Bam Childress	5	2	3	-	-	-	-	-	-	-		0	0	0	-	-					
Don Davis	3	1	2	-	-	-	-	-	-	-		25	8	17	-	-					
Chad Scott	2	2	0	-	-	-	-	-	-	-		0	0	0	-	-					
Larry Izzo	2	2	0	-	-	-	-	1	-	-		18	11	7	-	-					
Tyrone Poole	1	1	0	-	-	-	-	-	-	-		0	0	0	-	-					
Bethel Johnson	0	0	0	-	-	-	-	-	-	-		8	6	2	-	1					
Patrick Pass	0	0	0	-	-	-	-	-	-	-		7	5	2	-	-					
Wesly Mallard	0	0	0	-	-	-	-	-	-	-		3	2	1	-	-					
Lonie Paxton	0	0	0	-	-	-	-	-	-	-		3	1	2	-	-					
Michael Cloud	0	0	0	-	-	-	-	-	-	-		2	1	1	-	-					
Benjamin Watson	0	0	0	-	-	-	-	-	-	-		1	1	0	-	-					
Daniel Graham	0	0	0	-	-	-	-	-	-	-		1	1	0	-	-					
Heath Evans	0	0	0	-	-	-	-	-	-	-		1	0	1	-	-					
Adam Vinatieri	0	0	0	-	-	-	-	-	-	-		1	0	1	-	-					
Tim Dwight	0	0	0	-	-	-	-	-	-	-		0	0	0	-	1					
Totals	1109	711	398	33.0	223.0	10	85	71	8	8		162	77	85	0	3					

BLOCKED KICKS			
	XP	FG	P
Totals	0	0	0

MISC. OFFENSIVE STATS				
	Tkl	Ast	FF	FR
Deion Branch	3	0	0	0
Stephen Neal	2	0	0	0
Troy Brown	1	0	0	0
Heath Evans	1	0	0	0
Benjamin Watson	1	0	0	0
Matt Light	1	0	0	0
Logan Mankins	1	0	0	0
Daniel Graham	1	0	0	0
Kevin Faulk	1	0	0	0
David Givens	1	0	0	0
Dan Koppen	1	0	0	0
Totals	14	0	0	0

BLOCKED KICKS

	XP	FG	P
Totals	0	0	0

MISC. OFFENSIVE STATS

	Tkl	Ast	FF	FR
Deion Branch	3	0	0	0
Stephen Neal	2	0	0	0
Troy Brown	1	0	0	0
Heath Evans	1	0	0	0
Benjamin Watson	1	0	0	0
Matt Light	1	0	0	0
Logan Mankins	1	0	0	0
Daniel Graham	1	0	0	0
Kevin Faulk	1	0	0	0
David Givens	1	0	0	0
Dan Koppen	1	0	0	0
Totals	14	0	0	0



THREE-TIME SUPER BOWL CHAMPIONS





How The 2005 Patriots Were Built

YEAR DRAFTEES (25)		AS OF JANUARY 2, 2006 VETERAN FREE AGENTS (17)	WAIVERS (1) / TRADES (2)	ROOKIE AND FIRST-YEAR FREE AGENTS (8)
1993	Troy Brown (8)			
1994	Willie McGinest (1)			
1995				
1996	Tedy Bruschi (3)			Adam Vinatieri (fa)
1997				
1998				
1999	Kevin Faulk (2)			
2000	Tom Brady (6b) Patrick Pass (7b)		Matt Chatham (fa) (cw-STL)	Lonie Paxton (fa)
2001	Richard Seymour (1)	Larry Izzo (fa) (MIA) Mike Vrabel (3) (PIT)		Tom Ashworth (fa) Stephen Neal (fa)
2002	Daniel Graham (1) Deion Branch (2) Jarvis Green (4b) David Givens (7b)	Christian Fauria (2) (SEA)		Russ Hochstein (5)
2003	Ty Warren (1) Eugene Wilson (2a) Bethel Johnson (2b) Dan Klecko (D4a) Asante Samuel (4b) Tully Banta-Cain (7b)	Rosevelt Colvin (4) (CHI) Don Davis (fa) (STL) Brandon Gorin (7) (SD)		Gene Mruczkowski (fa)
2004	Vince Wilfork (1a) Benjamin Watson (1b) Marquise Hill (2)	Josh Miller (fa) (PIT) Billy Yates (fa) (MIA)	Corey Dillon (2) (tr-CIN)	
2005	Logan Mankins (1) Ellis Hobbs (3a) Nick Kaczur (3b) James Sanders (4) Matt Cassel (7a)	Monty Beisel (4) (KC) Chad Brown (2) (SEA) Tim Dwight (4) (SD) Heath Evans (3) (MIA) Doug Flutie (11) (SD) Artrell Hawkins (2) (WAS) Hank Poteat (3) (PIT) Michael Stone (2) (STL) Ross Tucker (fa) (BUF)	Andre' Davis (2) (tr-CLV)	Bam Childress (fa) Mike Wright (fa)
		INJURED RESERVE (10) Ryan Claridge (D5-05) Randall Gay (FA-04) Rodney Harrison (FA-03) Dan Koppen (D5-03) Matt Light (D2-01) Michael McGrew (FA-05) Tyrone Poole (FA-03) Chad Scott (FA-05) Guss Scott (D3-04) Duane Starks (TR-05)		
^ Restricted Free Agent (#) - indicates round drafted (fa) - indicates non-drafted free agents				



THREE-TIME SUPER BOWL CHAMPIONS





UNOFFICIAL 2005 DEPTH CHART

Unofficial depth chart compiled by Patriots Media Relations, January 2, 2006

OFFENSE

WR: 83 Deion Branch (16/15/0/0)	86 Tim Dwight (16/1/0/0)	81 Bethel Johnson (11/1/0/5) 13 Bam Childress (1/0/0/0)
LT: <u>77 Nick Kaczur (14/11/0/2)</u>	68 Tom Ashworth (14/11/0/2)	
LG: <u>70 Logan Mankins (16/16/0/0)</u>	69 Ross Tucker (1/0/0/2)	
C: 71 Russ Hochstein (16/7/0/0)	64 Gene Mruczkowski (7/0/0/1)	
RG: 61 Stephen Neal (16/16/0/0)	74 Billy Yates (4/0/1/3)	
RT: 76 Brandon Gorin (12/8/1/3)	68 Tom Ashworth (14/11/0/2)	
TE: 82 Daniel Graham (11/9/0/5)	84 Benjamin Watson (15/9/0/1)	88 Christian Fauria (16/10/0/0)
WR: 87 David Givens (13/10/0/3)	80 Troy Brown (13/3/1/2)	18 Andre' Davis (9/4/0/4)
QB: 12 Tom Brady (16/16/0/0)	2 Doug Flutie (5/0/11/0)	<u>16 Matt Cassel (2/0/0/14)</u>
RB: 28 Corey Dillon (12/10/1/3)	33 Kevin Faulk (8/2/0/8)	
FB: 35 Patrick Pass (12/4/0/4)	44 Heath Evans (6/1/0/3)	

DEFENSE

LE: 94 Ty Warren (16/16/0/0)	91 Marquise Hill (8/0/0/8)	
NT: 75 Vince Wilfork (16/16/0/0)	<u>99 Mike Wright (14/0/2/0)</u>	90 Dan Klecko (10/0/0/6)
RE: 93 Richard Seymour (12/12/0/4)	97 Jarvis Green (15/5/0/1)	
OLB: 55 Willie McGinest (16/16/0/0)	98 Chad Brown (15/5/0/1)	
ILB: 54 Tedy Bruschi (9/9/0/1)	52 Monty Beisel (15/7/0/1)	53 Larry Izzo (16/0/0/0)
ILB: 50 Mike Vrabel (16/16/0/0)	58 Matt Chatham (15/0/0/1)	51 Don Davis (16/0/0/0)
OLB: 59 Rosevelt Colvin (16/11/0/0)	95 Tully Banta-Cain (13/0/0/3)	
LCB: 22 Asante Samuel (15/15/0/1)	32 Hank Poteat (10/1/0/0)	
RCB: <u>27 Ellis Hobbs (16/8/0/0)</u>	25 Artrell Hawkins (5/4/0/2)	
SS: 25 Artrell Hawkins (5/4/0/2)	<u>36 James Sanders (10/2/0/6)</u>	
FS: 26 Eugene Wilson (16/16/0/0)	24 Michael Stone (13/3/0/0)	

SPECIAL TEAMS

K: 4 Adam Vinatieri (16/0/0/0)	8 Josh Miller (16/0/0/0)
P: 8 Josh Miller (16/0/0/0)	4 Adam Vinatieri (16/0/0/0)
H: 8 Josh Miller (16/0/0/0)	12 Tom Brady (16/16/0/0)
PR: 86 Tim Dwight (16/1/0/0)	80 Troy Brown (13/3/1/2)
KR: 81 Bethel Johnson (11/1/0/5)	86 Tim Dwight (16/1/0/0)
LS: 66 Lonie Paxton (16/0/0/0)	71 Russ Hochstein (16/7/0/0)

Rookie and first-year players are underlined

PATRIOTS PRONUNCIATION GUIDE

Monty Beisel.....	BYE-sull	Bethel Johnson	BETH-ull
Matt Cassel	CASTLE	Nick Kaczur	KÄ-zur
Christian Fauria	FOUR-ee-ay	Gene Mruczkowski	merch-KOWSKI
Marquise Hill	mar-KEESE	Adam Vinatieri	vin-a-TERRY
Russ Hochstein.....	HOKE-stine		



THREE-TIME SUPER BOWL CHAMPIONS





2005 ALPHABETICAL ROSTER

January 2, 2006

#	NAME	POS	HT	WT	BORN	YR	COLLEGE	H.S. HOMETOWN
68	Ashworth, Tom	T	6-6	305	10/10/77	4	Colorado	Englewood, Colo.
95	Banta-Cain, Tully	LB	6-2	250	08/28/80	3	California	Sunnyvale, Calif.
52	Beisel, Monty	LB	6-3	238	08/20/78	5	Kansas State	Douglass, Kan.
12	Brady, Tom	QB	6-4	225	08/03/77	6	Michigan	San Mateo, Calif.
83	Branch, Deion	WR	5-9	193	07/18/79	4	Louisville	Albany, Ga.
98	Brown, Chad	LB	6-2	245	07/12/70	13	Colorado	Altadena, Calif.
80	Brown, Troy	WR	5-10	196	07/02/71	13	Marshall	Blackville, S.C.
54	Bruschi, Tedy	LB	6-1	247	06/09/73	10	Arizona	Roseville, Calif.
16	Cassel, Matt	QB	6-4	222	05/17/82	R	Southern California	Northridge, Calif.
58	Chatham, Matt	LB	6-4	250	06/28/77	6	South Dakota	Sioux City, Iowa
13	Childress, Bam	WR	5-10	185	03/31/82	R	Ohio State	Warrensville Heights, Ohio
59	Colvin, Rosevelt	LB	6-3	250	09/05/77	7	Purdue	Indianapolis, Ind.
18	Davis, Andre'	WR	6-1	195	06/12/79	4	Virginia Tech	Niskayuna, N.Y.
51	Davis, Don	LB	6-1	235	12/17/72	10	Kansas	Olathe, Kan.
28	Dillon, Corey	RB	6-1	225	10/24/74	9	Washington	Seattle, Wash.
86	Dwight, Tim	WR	5-8	180	07/13/75	8	Iowa	Iowa City, Iowa
44	Evans, Heath	FB	6-0	250	12/30/78	5	Auburn	West Palm Beach, Fla.
33	Faulk, Kevin	RB	5-8	202	06/05/76	7	Louisiana State	Carencro, La.
88	Fauria, Christian	TE	6-4	250	09/22/71	11	Colorado	Encino, Calif.
2	Flutie, Doug	QB	5-10	180	10/23/62	12	Boston College	Natick, Mass.
87	Givens, David	WR	6-0	215	08/16/80	4	Notre Dame	Humble, Texas
76	Gorin, Brandon	T	6-6	308	07/17/78	4	Purdue	Muncie, Ind.
82	Graham, Daniel	TE	6-3	257	11/16/78	4	Colorado	Denver, Colo.
97	Green, Jarvis	DL	6-3	290	01/12/79	4	Louisiana State	Donaldsonville, La.
25	Hawkins, Artrell	DB	5-10	190	11/24/76	8	Cincinnati	Johnstown, Pa.
91	Hill, Marquise	DE	6-6	300	08/07/82	2	Louisiana State	New Orleans, La.
27	Hobbs, Ellis	CB	5-9	188	05/16/83	R	Iowa State	DeSoto, Texas
71	Hochstein, Russ	C	6-4	305	10/07/77	5	Nebraska	Hartington, Neb.
53	Izzo, Larry	LB	5-10	228	09/26/74	10	Rice	Houston, Texas
81	Johnson, Bethel	WR	5-11	200	02/11/79	3	Texas A&M	Corsicana, Texas
77	Kaczur, Nick	T	6-4	319	07/28/79	R	Toledo	Brantford, Ontario
90	Klecko, Dan	DL	5-11	275	01/12/81	3	Temple	Colts Neck, N.J.
70	Mankins, Logan	OL	6-4	307	03/10/82	R	Fresno State	Catheys Valley, Calif.
55	McGinest, Willie	LB	6-5	270	12/11/71	12	Southern California	Long Beach, Calif.
8	Miller, Josh	P	6-4	225	07/14/70	10	Arizona	Rockaway, N.Y.
64	Mruczkowski, Gene	G/C	6-2	305	06/06/80	3	Purdue	Cleveland, Ohio
61	Neal, Stephen	G	6-4	305	10/09/76	4	Cal State-Bakersfield	San Diego, Calif.
35	Pass, Patrick	FB	5-10	217	12/31/77	6	Georgia	Tucker, Ga.
66	Paxton, Lonie	LS	6-2	260	03/13/78	6	Sacramento State	Corona, Calif.
32	Poteat, Hank	CB	5-10	192	08/30/77	4	Pittsburgh	Harrisburg, Pa.
22	Samuel, Asante	CB	5-10	185	01/06/81	3	Central Florida	Ft. Lauderdale, Fla.
36	Sanders, James	S	5-10	207	11/11/83	R	Fresno State	Porterville, Calif.
93	Seymour, Richard	DL	6-6	310	10/06/79	5	Georgia	Gadsden, S.C.
24	Stone, Michael	S	6-0	201	02/13/78	5	Memphis	Southfield, Mich.
69	Tucker, Ross	OL	6-4	316	03/02/79	5	Princeton	Wyomissing, Pa.
4	Vinatieri, Adam	K	6-0	202	12/28/72	10	South Dakota State	Rapid City, S.D.
50	Vrabel, Mike	LB	6-4	261	08/14/75	9	Ohio State	Akron, Ohio
94	Warren, Ty	DL	6-5	300	02/06/81	3	Texas A&M	Bryan, Texas
84	Watson, Benjamin	TE	6-3	253	12/18/80	2	Georgia	Rock Hill, S.C.
75	Wilfork, Vince	DL	6-2	325	11/04/81	2	Miami (Fla.)	Boynton Beach, Fla.
26	Wilson, Eugene	S	5-10	195	08/17/80	3	Illinois	Merrillville, Ind.
99	Wright, Mike	DL	6-4	295	03/01/82	R	Cincinnati	Cincinnati, Ohio
74	Yates, Billy	G	6-2	305	04/15/80	2	Texas A&M	Fort Worth, Texas

PRACTICE SQUAD

49	Alexander, Eric	LB	6-2	240	02/08/82	2	Louisiana State	Port Arthur, Texas
63	Curtin, Brennan	T	6-9	335	06/30/80	3	Notre Dame	North Palm Beach, Fla.
65	Britt, Wesley	T	6-8	314	11/21/81	R	Alabama	Cullman, Ala.
60	Krug, Ryan	G	6-4	304	06/07/82	R	Connecticut	Pine Beach, N.J.
14	Sam, P.K.	WR	6-3	210	02/26/83	2	Florida State	Buford, Ga.
31	Spann, Antwain	CB	6-0	185	02/22/83	R	Louisiana-Lafayette	Oceanside, Calif.
92	Thomas, Santonio	DL	6-4	308	07/02/81	R	Miami (Fla.)	Belle Glade, Fla.
41	Ventrone, Raymond	S	5-10	200	10/21/82	R	Villanova	Pittsburgh, Pa.

HEAD COACH: BILL BELICHICK

ASSISTANTS: Joel Collier, Assistant Secondary; Brian Daboll, Wide Receivers; Ivan Fears, Running Backs; Pepper Johnson, Defensive Line; Eric Mangini, Defensive Coordinator; Pete Mangurian, Tight Ends; Josh McDaniels, Quarterbacks; Harold Nash, Assistant Strength and Conditioning; Matt Patricia, Assistant Offensive Line; Dean Pees, Linebackers; Dante Scarnecchia, Assistant Head Coach/Offensive Line; Brad Seely, Special Teams; Mike Woicik, Strength and Conditioning.



THREE-TIME SUPER BOWL CHAMPIONS





2005 NUMERICAL ROSTER

January 2, 2006

#	NAME	POS	HT	WT	AGE	YR	COLLEGE	HOW ACQ.	P/S/D/I
2	Doug Flutie	QB	5-10	180	43	12	Boston College	FA (SD)-05	5/0/11/0
4	Adam Vinatieri	K	6-0	202	32	10	South Dakota State	FA-96	16/0/0/0
8	Josh Miller	P	6-4	225	35	10	Arizona	FA (PIT)-04	16/0/0/0
12	Tom Brady	QB	6-4	225	28	6	Michigan	D6b-00	16/16/0/0
13	Bam Childress	WR	5-10	185	23	R	Ohio State	FA-05	1/0/0/0
16	Matt Cassel	QB	6-4	222	23	R	Southern California	D7a-05	2/0/0/14
18	Andre' Davis	WR	6-1	195	26	4	Virginia Tech	TR (CLV)-05	9/4/0/4
22	Asante Samuel	CB	5-10	185	25	3	Central Florida	D4b-03	15/15/0/1
24	Michael Stone	S	6-0	201	27	5	Memphis	FA (STL)-05	13/3/0/0
25	Artrell Hawkins	DB	5-10	190	29	8	Cincinnati	FA (WAS)-05	5/4/0/2
26	Eugene Wilson	S	5-10	195	25	3	Illinois	D2a-03	16/16/0/0
27	Ellis Hobbs	CB	5-9	188	22	R	Iowa State	D3a-05	16/8/0/0
28	Corey Dillon	RB	6-1	225	31	9	Washington	TR (CIN)-04	12/10/1/3
32	Hank Poteat	CB	5-10	192	28	4	Pittsburgh	FA (CAR)-04	10/1/0/0
33	Kevin Faulk	RB	5-8	202	29	7	Louisiana State	D2-99	9/2/0/8
35	Patrick Pass	FB	5-10	217	28	6	Georgia	D7b-00	12/4/0/4
36	James Sanders	S	5-10	207	22	R	Fresno State	D4-05	10/2/0/6
44	Heath Evans	FB	6-0	250	26	5	Auburn	FA (MIA)-05	6/1/0/3
50	Mike Vrabel	LB	6-4	261	30	9	Ohio State	UFA (PIT)-01	16/16/0/0
51	Don Davis	LB	6-1	235	33	10	Kansas	UFA (STL)-03	16/0/0/0
52	Monty Beisel	LB	6-3	238	27	5	Kansas State	UFA (KC)-05	15/6/0/1
53	Larry Izzo	LB	5-10	228	31	10	Rice	UFA (MIA)-01	16/0/0/0
54	Tedy Bruschi	LB	6-1	247	32	10	Arizona	D3-96	9/9/0/1
55	Willie McGinest	LB	6-5	270	34	12	Southern California	D1-94	16/16/0/0
58	Matt Chatham	LB	6-4	250	27	6	South Dakota	CW-00	15/0/0/1
59	Rosevelt Colvin	LB	6-3	250	28	7	Purdue	UFA (CHI)-03	16/11/0/0
61	Stephen Neal	G	6-4	305	29	4	Cal State-Bakersfield	FA-01	16/16/0/0
64	Gene Muczkowski	G/C	6-2	305	25	3	Purdue	FA-03	7/0/0/1
66	Lonie Paxton	LS	6-2	260	27	6	Sacramento State	FA-00	16/0/0/0
68	Tom Ashworth	T	6-6	305	28	4	Colorado	FA-01	14/11/0/2
69	Ross Tucker	OL	6-4	316	26	5	Princeton	FA-05	1/0/0/2
70	Logan Mankins	OL	6-4	307	23	R	Fresno State	D1-05	16/16/0/0
71	Russ Hochstein	C	6-4	305	28	5	Nebraska	FA-03	16/7/0/0
74	Billy Yates	G	6-2	305	25	2	Texas A&M	FA-05	5/0/1/2
75	Vince Wilfork	DL	6-2	325	25	2	Miami (Fla.)	D1a-04	16/16/0/0
76	Brandon Gorin	T	6-6	308	27	4	Purdue	FA-03	12/8/1/3
77	Nick Kaczur	T	6-4	319	26	R	Toledo	D3b-05	14/11/0/2
80	Troy Brown	WR	5-10	196	34	13	Marshall	D8-93	13/3/1/2
81	Bethel Johnson	WR	5-11	200	25	3	Texas A&M	D2b-03	11/1/0/5
82	Daniel Graham	TE	6-3	257	26	4	Colorado	D1-02	11/9/0/5
83	Deion Branch	WR	5-9	193	26	4	Louisville	D2-02	16/15/0/0
84	Benjamin Watson	TE	6-3	253	25	2	Georgia	D1b-04	15/9/0/1
86	Tim Dwight	WR	5-8	180	30	8	Iowa	FA-05	16/1/0/0
87	David Givens	WR	6-0	215	25	4	Notre Dame	D7b-02	13/10/0/3
88	Christian Fauria	TE	6-4	250	34	11	Colorado	UFA (SEA)-02	16/10/0/0
90	Dan Klecko	DL	5-11	275	24	3	Temple	D4a-03	10/0/0/6
91	Marquise Hill	DE	6-6	300	23	2	Louisiana State	D2-04	8/0/0/8
93	Richard Seymour	DL	6-6	310	26	5	Georgia	D1-01	12/12/0/4
94	Ty Warren	DL	6-5	300	24	3	Texas A&M	D1-03	16/16/0/0
95	Tully Banta-Cain	LB	6-2	250	25	3	California	D7b-03	13/0/0/3
97	Jarvis Green	DL	6-3	290	26	4	Louisiana State	D4b-02	15/5/0/1
98	Chad Brown	LB	6-2	245	35	13	Colorado	FA (SEA)-05	15/5/0/1
99	Mike Wright	DL	6-4	295	23	R	Cincinnati	FA-05	14/0/2/0

RESERVE / INJURED

47	Ryan Claridge	LB	6-2	254	24	R	Nevada-Las Vegas	D5-05	-/-/-/-
21	Randall Gay	CB	5-11	186	23	2	Louisiana State	FA-04	5/2/0/4
37	Rodney Harrison	S	6-1	220	32	12	Western Illinois	FA (SD)-03	3/3/0/0
67	Dan Koppen	C	6-2	296	26	3	Boston College	D5-03	9/9/0/0
72	Matt Light	T	6-4	305	27	5	Purdue	D2-01	3/3/0/11
15	Michael McGrew	WR	6-2	201	23	R	Virginia	FA-05	-/-/-/-
38	Tyrone Poole	CB	5-8	188	33	10	Fort Valley State	UFA (DEN)-03	1/1/0/5
30	Chad Scott	CB	6-1	202	31	9	Maryland	FA (PIT)-05	3/0/0/2
29	Guss Scott	S	5-10	205	23	2	Florida	D3-04	5/2/0/1
23	Duane Starks	CB	5-10	174	31	8	Miami (Fla.)	TR (ARZ)-05	7/6/0/1

HEAD COACH: BILL BELICHICK

ASSISTANTS: Joel Collier, Assistant Secondary; Brian Daboll, Wide Receivers; Ivan Fears, Running Backs; Pepper Johnson, Defensive Line; Eric Mangini, Defensive Coordinator; Pete Mangurian, Tight Ends; Josh McDaniels, Quarterbacks; Harold Nash, Assistant Strength and Conditioning; Matt Patricia, Assistant Offensive Line; Dean Pees, Linebackers; Dante Scarnecchia, Assistant Head Coach/Offensive Line; Brad Seely, Special Teams; Mike Woicik, Strength and Conditioning.

Ages as of Jan. 7, 2006



THREE-TIME SUPER BOWL CHAMPIONS





INSIDE THE NUMBERS

DIGGING DEEP – OFFENSE

71.7%

The Patriots third-down conversion percentage on third-and-short (less than four yards to go) in 2005, a mark that tied for the NFL lead (Seattle). The Patriots were 38-for-53 when they faced a third-and-three or less.

100%

The percentage of time the Patriots scored a touchdown when they had a first-and-goal situation from the five-yard line or closer. New England scored on all 16 such opportunities and was one of just three NFL teams (Pittsburgh and Tampa Bay) to score touchdowns on all of their chances in 2005.

62

The number of pass plays of 20 yards or more that the Patriots completed in 2005. That figure ranked second in the NFL behind only the Arizona Cardinals (63). Kansas City ranked third with 51 such plays.

1,919

The number of yards after the catch gained by Patriots receivers in 2005, leading the NFL. Arizona ranked second with 1,844 yards after the catch.

DIGGING DEEP – DEFENSE

1

The number of rushing plays of more than 20 yards allowed by the Patriots in 2005, giving up the fewest such plays in the NFL.

56

The total number of points allowed by the Patriots in the first half during the second half of the season, the second fewest in the NFL (Denver, 52).

8.5

The average number of points that the Patriots had allowed entering the fourth quarter during the second half of the season (since Nov. 13), ranking second in the NFL (Denver, 7.25).

CONSECUTIVE STREAKS

9

The number of consecutive playoff games the Patriots have won since dropping a 25-10 decision to Jacksonville on Jan. 3, 1999. New England's playoff winning streak ties the NFL record.

7

The number of consecutive home playoff games the Patriots have won since dropping a 31-14 decision to the Houston Oilers at Schaefer Stadium on Dec. 31, 1978.

3

The number of consecutive AFC East championships the Patriots have won, setting a franchise record.

3

The number of consecutive seasons the Patriots have qualified for the playoffs, tying a franchise record (1996-98).

78

Consecutive regular-season games in which Tom Brady has started at quarterback, the longest starting streak on the team.

38

Consecutive games in which Willie McGinest has started at outside linebacker, the longest consecutive starts streak on the Patriots defense.

49

The number of consecutive games the Patriots have played without recording back-to-back losses.

259

Consecutive Patriots games televised locally, including preseason, regular-season and postseason games.

125

Consecutive sellouts in Foxborough, including preseason, regular-season and postseason games.

NOTE: All of the above streaks include regular-season games only, unless noted.

HOME SWEET HOME

29-6

The Patriots' all-time record at Gillette Stadium, the best record of any NFL team in its home stadium since it opened in 2002 (.829 winning pct). The record includes a 3-0 playoff mark.

16.03

The average number of points per game the Patriots have allowed at Gillette Stadium, ranking second in the NFL since 2002 (Tampa Bay, 15.85).

83.56

Adam Vinatieri's field goal percentage at Gillette Stadium (61-73), nearly 15 percent better than Patriots opponents.

68.85

Patriots opponents' field goal percentage at Gillette Stadium, the second lowest in the NFL since 2002 (42-61).

SOLID DOWN THE STRETCH

31-5

Tom Brady's career record in games played on Thanksgiving or later in the NFL season (.861 winning percentage), including playoff games.

21

The number of victories the Patriots have earned in their last 24 post-Thanksgiving games, including playoff games, dating back to the 2002 season finale.

15-1

The Patriots' overall record in games played after Christmas Day since Bill Belichick became head coach in 2000.

AVOIDING THE HOLIDAY RUSH

31.3

The average number of rushing yards per game allowed by the Patriots during the month of December, 2005.

21

New England's NFL rank for rush defense entering the month of December, 2005 (averaging 118.8 ypg).

4

New England's NFL rank for rush defense following their four December 2005 games.

29

The highest rushing yardage total by an opposing running back in December 2005 (Curtis Martin, NYJ, on 15 carries on Dec. 4).

14

The total number of rushing yards the Buffalo Bills gained against the Patriots on Dec. 11, the second fewest rushing yards allowed by the Patriots in team history.

ICE MEN

20-1

Tom Brady's career record as a starter when the game-time temperature is less than 40 degrees (including playoffs).

12

The number of times Brady has not thrown an interception in his 21 starts when the game-time temperature is less than 40.

24-3

The Patriots' record since 1993 when the game-time temperature is 35 degrees or less (.889 winning percentage).

20-2

The Patriots' record since 1993 when the game-time temperature is 34 degrees or less (.909 winning percentage).

14-1

The Patriots' record since 1993 when the game-time temperature is 30 degrees or less (.933 winning percentage).



THREE-TIME SUPER BOWL CHAMPIONS

