



Gillette Stadium ★ One Patriot Place ★ Foxborough, MA 02035 ★ 508.384.9105 ★ Fax: 508.543.9053 ★ www.patriots.com ★ http://media.patriots.com

## PATRIOTS HOST RAIDERS TO KICK OFF 2005 NFL SEASON

### MEDIA SCHEDULE

#### SATURDAY, SEPTEMBER 3

Players Off – No Media Availability

#### SUNDAY, SEPTEMBER 4

10:45 – 11:10 a.m. Coach Belichick Press Conf.  
(in Media Workroom)

11:10 – 11:55 a.m. Open Locker Room

11:40 – 11:55 a.m. Tom Brady Media Availability  
Approx. 12:45 p.m. Media Availability at Practice

#### MONDAY, SEPTEMBER 5

10:45 – 11:10 a.m. Coach Belichick Press Conf.  
(in Media Workroom)

11:10 – 11:55 a.m. Open Locker Room

Approx. 12:45 p.m. Media Availability at Practice

3:15 – 3:30 p.m. Norv Turner Conference Call

3:30 – 3:45 p.m. Kerry Collins Conference Call

4:15 – 4:30 p.m. Tom Brady National Conf. Call

#### TUESDAY, SEPTEMBER 6

10:30 – 11:00 a.m. Coach Belichick Press Conf.  
(in Media Workroom)

11:00 – 11:45 a.m. Open Locker Room

Approx. 12:00 p.m. Media Availability at Practice

#### WEDNESDAY, SEPTEMBER 7

Team Walkthrough – No Media Availability

#### THURSDAY, SEPTEMBER 8

4:00 p.m. Media Will Call and Parking Lots Open

6:00 p.m. Gillette Stadium Gates Open

8:00 p.m. Nationally Televised NFL Pregame Show

9:00 p.m. Patriots vs. Oakland Raiders

### 2005 PATRIOTS SCHEDULE

Thurs., Sept. 8	Oakland	9:00	ABC
Sun., Sept. 18	at Carolina	1:00	CBS
Sun., Sept. 25	at Pittsburgh	4:15	CBS
Sun., Oct. 2	San Diego	1:00	CBS
Sun., Oct. 9	at Atlanta	1:00	CBS
Sun., Oct. 16	at Denver	4:15	CBS
Sun., Oct. 23	BYE WEEK		
Sun., Oct. 30	Buffalo	8:30	ESPN
Mon., Nov. 7	Indianapolis	9:00	ABC
Sun., Nov. 13	at Miami	1:00	CBS
Sun., Nov. 20	New Orleans	1:00	Fox
Sun., Nov. 27	at Kansas City	1:00	CBS
Sun., Dec. 4	N.Y. Jets	4:15	CBS
Sun., Dec. 11	at Buffalo	1:00	CBS
Sat., Dec. 17	Tampa Bay	1:30	Fox
Mon., Dec. 26	at N.Y. Jets	9:00	ABC
Sun., Jan. 1	Miami	1:00	CBS

### AFC EAST STANDINGS

Teams	W	L	T	Pct.	PF	PA
NEW ENGLAND	.....0	0	0	.000	0	0
Buffalo Bills	.....0	0	0	.000	0	0
Miami Dolphins	.....0	0	0	.000	0	0
New York Jets	.....0	0	0	.000	0	0

### NEW ENGLAND PATRIOTS (0-0) vs. OAKLAND RAIDERS (0-0)

Thursday, September 8, 2005 ★ Gillette Stadium (68,756) ★ 9:00 p.m. EDT

The New England Patriots will kick off the 2005 NFL season by playing host to the Oakland Raiders in prime time on Thursday night in Foxborough. The fans of New England will have one final opportunity to celebrate their third world championship as the Super Bowl XXXIX banner is raised as part of a star-studded pregame show. Following the festivities, the Patriots will begin the 2005 campaign in earnest against the Raiders, a franchise against which New England has had many memorable matchups. With a playoff-like feeling in the air, Patriots fans will hope for an exciting beginning to what promises to be another memorable season.

### HOME SWEET HOME

The Patriots enter this week's game sporting a 24-3 (.889) all-time record at Gillette Stadium, including regular-season and postseason games. New England has won 20 consecutive regular-season and postseason contests at home, with its last defeat coming in a 30-14 regular-season loss to the New York Jets on Dec. 22, 2002. Last season, the Patriots were undefeated at home for second consecutive season, winning all eight regular-season games and one postseason game in Foxborough.



### NFL OPENING KICKOFF

For the second consecutive season, the New England Patriots will unveil a Super Bowl championship banner as the NFL starts the 2005 season in style with a one-hour pregame special, called "NFL Opening Kickoff". The show will air live on ABC from 8:00-9:00 p.m. EDT, featuring musical performances from Gillette Stadium featuring **Green Day** and **Santana**. The show, hosted from Foxborough by **Freddie Prinze, Jr.**, will also feature **Trisha Yearwood** performing the national anthem at Gillette Stadium, live performances by **Maroon 5** and **Kanye West** from Los Angeles (site of the first Super Bowl) and a taped performance by the **Rolling Stones** from Detroit (site of Super Bowl XL).



### BROADCAST INFORMATION

**TELEVISION:** This week's game will be televised nationwide by ABC and can be seen in Boston on WCVB Channel 5. The telecast will begin at 8:00 with an hour-long pregame show. **Al Michaels** will handle play-by-play duties and will be joined by analyst **John Madden**. **Michale Tafoya** will provide sideline reports throughout the game.

**RADIO:** WBCN 104.1 FM is the flagship station for the Patriots Rock Radio Network. A complete listing of the network's 34 stations can be found in this press release. Play-by-play broadcaster **Gil Santos** begins his 28th season as the voice of the Patriots and will call the action along with Patriots Hall of Famer **Gino Cappelletti**. Santos and Cappelletti are celebrating their 21st season as a broadcast tandem.

**NATIONAL RADIO:** The game will be broadcast nationally by CBS Radio. Play-by-play man **Marv Albert** will be joined in the booth by **Boomer Esiason**, and **John Dockery** will report from the sidelines. **Jim Gray** will host the pregame and halftime shows.

**SPANISH RADIO:** CBS Spanish Radio will broadcast this week's game. **Armando Quintero** and **Benny Ricardo** will call the action from Gillette Stadium.

### PATRIOTS MEDIA WEB SITE

The Patriots' media-only Web site, located at <http://media.patriots.com>, will be updated for registered users throughout training camp with all the latest media information, schedules, rosters and press releases. In addition to up-to-date media information, the site's archives allow access to all of the Patriots media materials dating back to the 2002 season. The media site will serve as the team's primary credentialing system in 2005.



THREE-TIME SUPER BOWL CHAMPIONS






# THIS WEEK: PATRIOTS VS. RAIDERS

## SERIES HISTORY

The Patriots and Raiders will meet for the 31st time overall and for the 28th time in regular-season play. The teams have met three times in the playoffs, producing memorable, classic encounters on each occasion. The series between the two charter members of the American Football League dates back to 1960, the inaugural season for each club. Although the teams played frequently prior to the 1970 AFL-NFL merger, they have met just twice since 1994 and only three times in the last 15 seasons. Although the Patriots defeated the Raiders in the last playoff meeting between the teams following the 2001 season, New England has dropped three straight regular-season contests to the Silver and Black. The last time the Patriots won a game in the regular-season series was in 1987, when they claimed a 26-23 win over the L.A. Raiders at Sullivan Stadium.



### Regular Season – Oakland 14, New England 12 (1 tie)

Date	Result	Score	H/A	Stadium
10/16/60	L	14-27	A	Kezar Stadium (San Francisco)
11/04/60	W	34-28	H	Boston University Field
11/17/61	W	20-17	H	Boston University Field
12/09/61	W	35-21	A	Candlestick Park (San Francisco)
10/26/62	W	26-16	H	Boston University Field
12/16/62	L	0-20	A	Frank Youell Field (Oakland)
09/22/63	W	20-14	A	Frank Youell Field (Oakland)
10/11/63	W	20-14	H	Fenway Park
09/13/64	W	17-14	A	Frank Youell Field (Oakland)
10/16/64	T	43-43	H	Fenway Park
10/08/65	L	10-24	H	Fenway Park
10/24/65	L	21-30	A	Frank Youell Field (Oakland)
10/30/66	W	24-21	H	Fenway Park
09/17/67	L	7-35	A	Oakland-Alameda County Coliseum
10/22/67	L	14-48	H	Fenway Park
10/06/68	L	10-41	A	Oakland-Alameda County Coliseum
09/28/69	L	23-38	H	Alumni Stadium (Boston College)
09/19/71	W	20-6	H	Schaefer Stadium
12/01/74	L	26-41	A	Oakland-Alameda County Coliseum
10/03/76	W	48-17	H	Schaefer Stadium
09/24/78	W	21-14	A	Oakland-Alameda County Coliseum
11/01/81	L	17-27	A	Oakland-Alameda County Coliseum
09/29/85	L	20-35	H	Sullivan Stadium
11/01/87	W	26-23	H	Sullivan Stadium
11/26/89	L	21-24	A	Los Angeles Memorial Coliseum
10/09/94	L	17-21	H	Foxboro Stadium
11/17/02	L	20-27	A	Network Associates Coliseum

**Note:** Raiders franchise located in Los Angeles from 1982-94.

### Playoffs – New England 2, Oakland 1

Date	Result	Score	H/A	Stadium
12/18/76	L	21-24	A	Oakland-Alameda County Coliseum
01/05/86	W	27-20	A	Los Angeles Memorial Coliseum
01/19/02	W ot	16-13	H	Foxboro Stadium

## READY FOR SOME FOOTBALL

This season will mark the third time in four years that the Patriots have opened the season in prime-time at home on national television. New England defeated the Pittsburgh Steelers in 2002 in the Grand Opening of Gillette Stadium, then dispatched Indianapolis, 27-24, to open the 2004 season.

### NATIONALLY TELEVIEWED GILLETTE STADIUM OPENERS

Date	Opponent	W/L	Score
Mon, Sept. 9, 2002	Pittsburgh	W	30-14
Thurs., Sept. 9, 2004	Indianapolis	W	27-24
Thurs., Sept. 8, 2005	Oakland	?	??-??

## TALE OF THE TAPE

2004 Regular Season	New England	Oakland
Record	14-2	5-11
Divisional Standings	1st	4th
Total Yards Gained	5,722	5,153
Total Offense (Rank)	357.6 (7)	322.1 (17)
Rush Offense	133.4 (7)	80.9 (32)
Pass Offense	224.3 (11)	241.1 (8)
Points Per Game	27.3 (4)	20.0 (18)
Total Yards Allowed	4,972	5,936
Total Defense	310.8 (9)	371.0 (30)
Rush Defense	98.3 (6)	125.8 (22)
Pass Defense	212.5 (17)	245.3 (30)
Points Allowed/Game	16.3 (T-2)	27.6 (31)
Possession Avg.	31:22	26:47
Sacks Allowed/Yards Lost	26/162	30/161
Sacks Made/Yards	45/311	25/182
Passing TD/Int (off.)	29/14	24/22
Passing TD/Int (def.)	18/20	30/9
Total Touchdowns Scored	49	35
Penalties Against/Yards	101/822	134/1013
Punts/Avg.	56/42.0	73/46.7
Field Goals Made/Att.	31/33	25/28
Takeaway/Giveaway Ratio	+9	-17

## THE LAST REGULAR SEASON MEETING RAIDERS 27, PATRIOTS 20

Nov. 17, 2002 ★ Network Associates Coliseum (Att: 62,552)

	1	2	3	4	Final
New England Patriots	3	3	7	7	— 20
Oakland Raiders	3	14	7	3	— 27

The Patriots dropped to 5-5 in the 2002 season with a 27-20 loss to the Raiders in Oakland on Sunday Night Football.

The Patriots scored two touchdowns on returns, the first coming on a 48-yard interception return by linebacker Tedy Bruschi and the second on an 86-yard kickoff return by running back Kevin Faulk in the game's final moments. Adam Vinatieri added a pair of field goals to round out the Patriots scoring.

Tom Brady had his string of 11 consecutive games with a touchdown pass snapped, as he completed 18 of 30 passes for 172 yards.

The Patriots got on the board first, as Brady completed his first seven passes for 33 yards, leading to a 31-yard field goal by Vinatieri to give the Patriots a quick 3-0 lead.

Oakland took the lead in the second quarter, jumping ahead by a 10-3 margin courtesy of a 2-yard touchdown run by Zack Crockett. The Patriots pulled a counterpunch, as Vinatieri added another field goal to cut the lead to 10-6. But, the Raiders took advantage of a Brady fumble at the Patriots 8-yard line, scoring again on a 2-yard run by Rich Gannon to take a 17-6 lead.

The Raiders got the ball to open the second half and used their opportunity to gain control of the game by extending their lead to 24-6. Oakland held the ball on a 15-play, 85-yard drive that ended with a 2-yard touchdown by Crockett. The Patriots were able to close the gap on a 46-yard interception return for a touchdown by Tedy Bruschi, making the score 24-13.

The Patriots defense was able to halt the Raiders on their first two possessions of the final quarter, but the New England offense couldn't capitalize on their chances to mount a comeback, as the Raiders defense came up with two fourth-down stops. Janikowski kicked a 28-yard field goal to widen the gap 27-13, before Faulk returned the ensuing kickoff 86 yards for a touchdown to bring the Patriots to within a touchdown with 69 seconds remaining. The kickoff return for a touchdown was the first of Faulk's career, but the Patriots could not recover the onside kick as the Raiders held on to win, 27-20.



THREE-TIME SUPER BOWL CHAMPIONS





# THIS WEEK: PATRIOTS VS. RAIDERS

## THE PATRIOTS-RAIDERS PLAYOFF MATCHUPS

There will be a playoff atmosphere surrounding the game this week. The Patriots and Raiders have also met three times in the actual playoffs, with each game producing a memorable and significant result.

### 2001 Divisional Playoffs

**Jan. 19, 2002: Patriots 16, Raiders 13 (OT)**

In one of the greatest games in NFL history, the Patriots rebounded from a 10-point fourth-quarter deficit to defeat the Raiders in overtime. The game was played in a driving snowstorm that coated the field with a thick white blanket throughout the game, creating a unique scene that few people who have seen the game will ever forget. It was the final contest at Foxboro Stadium, and began a record-tying nine-game playoff winning streak that the Patriots carry into the 2005 season. The Patriots trailed by a 13-3 score heading into the fourth quarter, but Tom Brady's 6-yard touchdown run cut the deficit to 13-10 with 7:52 left in the game. With 1:50 left in the game and the Patriots at their own 42-yard line, instant replay was used to overturn a call that had been incorrectly ruled a fumble by Tom Brady. New England was able to continue its drive down the field and Adam Vinatieri dramatically tied the game with 27 seconds left on a 45-yard field goal through the snow, forcing overtime. New England won the overtime coin toss and marched down the field to set up a 23-yard game-winning boot by Vinatieri to earn a berth in the AFC Championship Game.

### 1985 Divisional Playoffs

**Jan. 5, 1986: Patriots 27, Raiders 20**

The Patriots rallied from a halftime deficit to upset the top-seeded Raiders in Los Angeles, continuing a run to Super Bowl XX. New England forced six L.A. turnovers and converted those opportunities to the tune of 20 points. New England scored first following a recovery of a muffed punt, but the Raiders rattled off 17 unanswered points to take a 17-7 lead midway through the second quarter. A Ronnie Lippett interception helped the Patriots tie the game at 17, but L.A. took a 20-17 lead into the intermission. In the third quarter, the Patriots tied the game on a field goal after Fred Marion recovered a Marcus Allen fumble. On the kickoff following the tying field goal, New England's Mosi Tatupu forced the Raiders' Sam Seale to fumble and the ball rolled into the end zone, where New England's Jim Bowman recovered the pigskin for a touchdown and a 27-20 Patriots lead. The New England defense stopped all three of L.A.'s fourth-quarter drives to clinch the win and a trip to Miami for the first AFC Championship Game in franchise history.

### 1976 Divisional Playoffs

**Dec. 18, 1976: Raiders 24, Patriots 21**

The Raiders, en route to a 16-1 season and the Super Bowl XI championship, came back from a 21-10 fourth-quarter deficit in Oakland to defeat what many observers feel was one of the most talented teams in Patriots history. The Patriots controlled much of the first half, but an interception of a Russ Francis pass on an end around stalled the Patriots' momentum as the Raiders scored a touchdown in the final minute of the half to take a 10-7 lead into intermission. New England scored touchdowns on both of its third-quarter possessions, taking a 21-10 lead. Oakland scored early in the final quarter to cut New England's lead to 21-17, and the score stayed that way into the final minute. With Oakland facing a third-and-18 at the Patriots' 27-yard line, Ken Stabler's pass fell incomplete to seemingly put New England in position to win the game with one more stop on fourth-and-long. But Patriots nose tackle Ray Hamilton was called for a controversial roughing the passer penalty, giving the Raiders a first down at the Patriots' 13-yard line. Five plays later, Stabler ran into the end zone on a 1-yard run with 10 seconds left to clinch a 24-21 Oakland victory and advance to the AFC Championship Game.

## CONNECTIONS

- Both of Oakland's coordinators were previously assistant coaches with the Patriots. Asst. Head Coach/Offensive Coordinator **Jimmy Raye** served as New England's offensive coordinator/quarterbacks coach in 1990. Raiders defensive coordinator **Rob Ryan** was on the Patriots staff for four seasons, serving as **Bill Belichick's** linebackers coach (2000) and outside linebackers coach (2001-03).
- Patriots special teams coach **Brad Seely** was the offensive line coach at Oklahoma State from 1984-88, when Raiders outside linebackers coach **Pat Jones** was the Cowboys' head coach. Patriots assistant secondary coach **Joel Collier** also coached with Jones with the Miami Dolphins.
- Patriots cornerback **Duane Starks'** position coach at Miami (Fla.) was Raiders defensive assistant **Chuck Pagano**, who coached the Hurricanes' secondary while also serving as special teams coordinator from 1995-2000.
- Raiders senior personnel executive **Michael Lombardi** was the Cleveland Browns' pro personnel director (1989-92) and the franchise's director of player personnel (1993-96). During that time, he worked closely with Patriots Head Coach **Bill Belichick**, who was head coach of the Browns from 1991-95, and Patriots VP-Player Personnel **Scott Pioli**, who was a pro personnel assistant (1992-95) and director of pro personnel (1996) for the Browns/Ravens franchise.
- Raiders owner **Al Davis** was born and raised in Brockton, Mass., located about 18 miles from Gillette Stadium.
- Raiders defensive end **Bobby Hamilton** played for the Patriots from 2000-03 and was a member of the Patriots' Super Bowl XXXVI and XXXVIII championship teams. In his four seasons in New England, Hamilton did not miss a game, starting 62 of 64 regular-season contests and all six playoff games. He led the team with seven sacks in 2001.
- Raiders defensive tackle **Ted Washington** played for the Patriots in 2003, starting 10 games at nose tackle for the Super Bowl XXXVIII champions.
- Raiders fullback **Omar Easy** went to Everett High in Everett, Mass., where he earned Massachusetts player of the year honors from USA Today in 1996.
- Raiders guard **Ron Stone** is from West Roxbury, Mass. and played his college football at Boston College.
- Patriots quarterback **Tom Brady** is a native of San Mateo, Calif., about 30 miles from Oakland.
- Patriots linebacker **Tully Banta-Cain** is from Sunnysvale, Calif., about 45 miles from Oakland.

## OPENING DAY RECORDS

	W	L	T	Pct.	Streak
New England Patriots .....	21	24	0	.467	W-1
Bill Belichick.....	4	6	0	.400	W-1
Tom Brady.....	2	1	0	.667	W-1

## PATRIOTS SEASON-OPENING SUPERLATIVES

### Rushing Yards

Year	Name	Opponent	No	Yds	Avg	LG	TD
1982	Tony Collins	Baltimore	21	137	6.5	54	0
1977	Sam Cunningham	Kansas City	23	105	4.6	11	0
1995	Curtis Martin	Cleveland	19	102	5.4	30	1
1983	Robert Weathers	Baltimore	6	100	16.7	77	1

### Receiving Yards

Year	Name	Opponent	No	Yds	Avg	LG	TD
1994	Ben Coates	Miami	8	161	20.1	62	2
1989	Cedric Jones	N.Y. Jets	8	148	18.5	36	0
1978	Harold Jackson	Washington	7	124	17.7	45	1
1999	Terry Glenn	N.Y. Jets	7	113	16.1	45	0

### Passing Yards

Year	Name	Opponent	Att	Com	Yds	TD	Int
1994	Drew Bledsoe	Miami	51	32	421	4	2
1999	Drew Bledsoe	N.Y. Jets	30	21	340	1	1
1997	Drew Bledsoe	San Diego	39	26	340	4	0
2004	Tom Brady	Indianapolis	38	26	335	3	1



THREE-TIME SUPER BOWL CHAMPIONS





# Gillette STADIUM™

## HOME OF THE THREE-TIME SUPER BOWL CHAMPIONS

Overall record at Gillette Stadium: 24-3

Home Winning Streak (Including Postseason): 20 Games



The Patriots and their fans at Gillette Stadium have established one of the biggest home-field advantages in the country. Since its Grand Opening on Sept. 9, 2002, the Patriots have compiled a 24-3 record at their privately financed, state-of-the-art stadium and capped off their second consecutive perfect home season with a 9-0 mark in 2004. Patriots fans have embraced the team's new home with unprecedented fervor, using the most fan-friendly venue in the region to express their passion for the Patriots and spur the team on to unparalleled success. In the three seasons that New England has called Gillette Stadium home, the Patriots have won two AFC East titles, hosted the second AFC Championship Game in franchise history and are 3-0 in home playoff games, including a 20-3 victory over the Indianapolis Colts in the divisional playoffs on January 16, 2005.

### HOME SWEET HOME

The Patriots have recorded a 24-3 (.889) all-time record at Gillette Stadium, including regular-season and postseason games. New England has won 20 consecutive regular-season and postseason contests at home, compiling the longest current home winning streak in the NFL. New England has not lost at home since a 30-17 defeat to the New York Jets on Dec. 22, 2002. The Patriots' .889 winning percentage at Gillette Stadium is the highest of any NFL team at its current home.

### HOME WINNING STREAK: 20 GAMES

The Patriots have not lost at home in more than two full calendar years. Since Dec. 29, 2002, the calendar has turned around twice, bringing all kinds of weather to Gillette Stadium, but one thing has remained constant – every game has resulted in a Patriots victory.

Date	Opponent	W/L	Score	Attend	Temp
Dec. 29, 2002	Miami	W	27-24	68,436	40
Sept. 21, 2003	N.Y. Jets	W	23-16	68,436	71
Oct. 5, 2003	Tennessee	W	38-30	68,436	53
Oct. 12, 2003	N.Y. Giants	W	17-6	68,436	55
Oct. 26, 2003	Cleveland	W	9-3	68,436	62
Nov. 16, 2003	Dallas	W	12-0	68,436	33
Dec. 7, 2003	Miami	W	12-0	68,436	28
Dec. 14, 2003	Jacksonville	W	27-13	68,436	25
Dec. 27, 2003	Buffalo	W	31-0	68,436	42
Jan. 10, 2004*	Tennessee	W	17-14	68,436	4
Jan. 18, 2004*	Indianapolis	W	24-14	68,436	32
Sept. 9, 2004	Indianapolis	W	27-24	68,756	73
Oct. 10, 2004	Miami	W	24-10	68,756	64
Oct. 17, 2004	Seattle	W	30-20	68,756	50
Oct. 24, 2004	N.Y. Jets	W	13-7	68,756	46
Nov. 14, 2004	Buffalo	W	29-6	68,756	40
Nov. 28, 2004	Baltimore	W	24-3	68,756	52
Dec. 12, 2004	Cincinnati	W	35-28	68,756	39
Jan. 2, 2005	San Francisco	W	21-7	68,756	32
Jan. 16, 2005*	Indianapolis	W	20-3	68,756	25

\*-Playoffs

### BY THE NUMBERS

**1,371,600**

The approximate number of fans who have come through the Gillette Stadium turnstiles since the Patriots' last home defeat.

**1,000**

The approximate number of days that will have elapsed since the Patriots' last loss at home by the time they kick off the 2005 regular season.

**43.3**

The average temperature, in degrees Fahrenheit, at kickoff during the Patriots' 20-game home winning streak.

**27**

The NFL record for consecutive regular-season home victories, set by the Miami Dolphins from 1971-74.

**13**

The number of different teams the Patriots have defeated at Gillette Stadium during the streak (Indianapolis and Miami three times; Buffalo, N.Y. Jets and Tennessee two times each).

**11.4**

The average number of points per game the Patriots have allowed their opponents to score during the 20-game home winning streak.

**11.6**

The Patriots' average margin of victory during the streak, outscoring their opponents by an aggregate total of 460-228.

**10**

The number of times the Patriots have held their opponents to a single touchdown or less during the streak.

**7**

The number of victories that have come by seven points or fewer during the home winning streak.

**5**

The number of times in their last six home games that the Patriots have held their opponents to a single touchdown or less.

**3**

The number of victories that have come by just three points during the home winning streak.



THREE-TIME SUPER BOWL CHAMPIONS





# PATRIOTS NEWS & NOTES

## THE KRAFT ERA

Since ROBERT KRAFT purchased the team in 1994, the Patriots have experienced one of the most dramatic turnarounds in the history of sports. In just 11 seasons of ownership, he has transformed one of the league's least successful clubs into what many observers view as a model NFL franchise. In the five seasons immediately preceding his purchase (1989-93), the Patriots were a moribund team that had won just 19 of 80 games (.311 pct.), the worst record in the NFL over that span. When he bought the franchise on Jan. 21, 1994, Kraft announced that it was his intention to bring a championship to New England, a tall order considering the team's previous success rate. But under Kraft's leadership, the Patriots have won five division titles, four conference crowns and three Super Bowl championships. **Since Kraft took ownership, the Patriots are 12-4 in the playoffs and have won more Super Bowl championships than any other team in the NFL.**



	Pre-Kraft 1960-93	1989-93	Kraft Era 1994-04
Overall Record	225-276-9	19-61	119-73
Winning Pct.	.450	.311	.620
Super Bowl Titles	0	0	3
Conference Titles	1	0	4
Division Titles	3	0	5
Playoff Seasons	5	0	7
Playoff Record	4-6	--	12-4
Home Playoff Games	1	0	7
Home Playoff Record	0-1	--	7-0

## SUCCESS STORY

Since Robert Kraft purchased the team in 1994, the Patriots have been one of the NFL's elite teams. Over the first 11 years of Kraft's ownership, the Patriots' aggregate record ranks second among all NFL teams – a remarkable record considering the fact that the Patriots were a combined 19-61 (.311) in the four years immediately preceding the purchase. Since 2001, the Patriots have been the top team in the NFL, compiling a 57-16 record.

### BEST RECORDS SINCE 1994 (Incl. Postseason)

Team	W	L	T	Pct.
Green Bay Packers	129	66	0	.662
<b>New England Patriots</b>	<b>119</b>	<b>73</b>	<b>0</b>	<b>.620</b>
Pittsburgh Steelers	118	72	1	.620
Denver Broncos	115	72	0	.615

### SUPER BOWL CHAMPIONSHIPS SINCE 1994 SEASON

<b>New England Patriots.....3</b>
Denver Broncos.....2
6 Teams.....1

### CONFERENCE CHAMPIONSHIPS SINCE 1994 SEASON

<b>New England Patriots.....4</b>
Denver Broncos.....2
Green Bay Packers .....2
St. Louis Rams .....2
12 Teams .....1

## A CHAMPIONSHIP TRADITION

The Patriots are the only team from North America's four major professional sports leagues to have won three titles since 2001.

### MULTIPLE LEAGUE CHAMPIONSHIPS SINCE 2001

Team	League	Titles
<b>New England Patriots .....</b>	<b>NFL .....</b>	<b>3</b>
Los Angeles Lakers.....	NBA.....	2

## THE HEAD COACH

### BILL BELICHICK

**Overall Record:** 99-72 (.579)  
**Regular Season:** 89-71 (.556)  
**Postseason:** 10-1 (.909)  
**With Patriots overall:** 62-27 (.697)  
**Overall since 2001:** 57-16 (.781)  
**Super Bowl Titles:** 5 (86, 90, 01, 03, 04)  
**Conf. Titles:** 6 (86, 90, 96, 01, 03, 04)  
**Division Titles:** 10 (75, 78, 86, 89, 90, 96, 98, 01, 03, 04)



Bill Belichick is now in his 31st season as an NFL coach and is the only head coach in NFL history to win three Super Bowl titles in a four-year span. Belichick owns the best postseason record in NFL history and is the winningest NFL head coach since 2001. In 2004, he directed the Patriots to their second consecutive Super Bowl title on the heels of a 14-win campaign. In addition, his 2004 squad equaled the best record in NFL history for a defending Super Bowl champion, and from 2003-04 his teams set the all-time pro football record with 21 consecutive victories. Belichick has spent more seasons in the league than any other current NFL head coach, and in that time has been a part of five Super Bowl championship teams. His overall record of 62-27 with the Patriots (including a 9-0 playoff mark in New England) gives him the most victories and the best winning percentage of any head coach in franchise history.

### WINNINGEST HEAD COACHES IN PATRIOTS HISTORY

Coch	Years	Career Winning Pct.	Overall W-L-T	Playoff W-L
<b>Bill Belichick</b>	<b>2000-04</b>	<b>.697</b>	<b>62-27-0</b>	<b>9-0</b>
Raymond Berry	1984-89	.554	51-41-0	3-2
Pete Carroll	1997-99	.549	28-23-0	1-2
Chuck Fairbanks	1973-78	.529	46-41-0	0-2

### BELICHICK'S PATRIOTS RENAISSANCE

Any successful project requires a sound plan, and once head coach Bill Belichick had the time to implement his design on the Patriots, his approach has given him the best record of any NFL head coach since 2001. After the team endured a 5-11 rebuilding year in his first season, the Patriots have compiled the best record in the NFL since 2001. The remarkable run includes postseason play, where Belichick and the Patriots own a perfect 9-0 record.

### NFL COACHES' RECORDS SINCE 2001

Coch	Team	W	L	T	Pct.
<b>Bill Belichick</b>	<b>NE</b>	<b>57</b>	<b>16</b>	<b>0</b>	<b>.781</b>
Andy Reid	PHI	54	20	0	.730
Bill Cowher	PIT	47	22	1	.679
Jim Mora, Jr.	ATL	12	6	0	.667
Wade Phillips	ATL	2	1	0	.667
Tony Dungy	TB/IND	47	25	0	.653
Mike Sherman	GB	46	25	0	.648

NOTE: Records include postseason games

### POSTSEASON PROWESS

Bill Belichick is the winningest head coach in NFL postseason history. With the Patriots' victory in Super Bowl XXXIX, Belichick eclipsed Vince Lombardi, the man whose name is emblazoned on the Super Bowl trophy. Coach Belichick has won nine playoff games in a row, tying the NFL-record streak set by Lombardi's Packers, who won nine straight playoff games from 1961-67.

### BEST POSTSEASON RECORDS IN NFL HISTORY

Name	Team(s)	W	L	Pct.
<b>Bill Belichick.....</b>	<b>CLE/NE .....</b>	<b>10</b>	<b>1</b>	<b>.909</b>
Vince Lombardi .....	GB/WAS.....	9	1	.900
Joe Gibbs .....	WAS .....	16	5	.762



THREE-TIME SUPER BOWL CHAMPIONS





# PATRIOTS NEWS & NOTES

## SNAPSHOTS OF SUCCESS

The Patriots are still in the midst of one of the most prosperous periods for any team in NFL history. The recent run of success began with a 29-26 overtime victory against the San Diego Chargers on Oct. 14, 2001, sparking a streak of 56 wins in the Patriots' last 69 games, including postseason. The Patriots entered that contest with a 1-3 record, and Tom Brady was making just the third start of his career against a 3-1 San Diego team. New England rallied back from a 26-16 deficit with less than four minutes left in the game, beginning a stretch of 13 wins in the final 15 games of the 2001 season as the Patriots won their first title in Super Bowl XXXVI. Below are some snapshots highlighting the Patriots' current winning run.

### PATRIOTS SUCCESS STREAKS (Including Postseason)

- 11 wins in last 12 games, dating to Nov. 7, 2004 (11-1, .917)
- 32 wins in last 34 games, dating to Oct. 5, 2003 (32-2, .941)
- 35 wins in last 39 games, dating to Dec. 29, 2002 (35-4, .897)
- 40 wins in last 47 games, dating to Nov. 3, 2002 (40-7, .851)
- 52 wins in last 63 games, dating to Nov. 25, 2001 (52-11, .825)
- 56 wins in last 69 games, dating to Oct. 14, 2001 (56-13, .812)

## RIISING TO THE OCCASION

Since the beginning of the 2003 season, the Patriots are 22-1 against teams with records of .500 or better. In the 2004 regular season and playoffs, the Patriots were 12-1 against teams that finished with records of .500 or better, including an 8-1 mark against playoff teams. In 2003, the Patriots were 10-0 against teams that finished the season with a mark of .500 or higher, including an 8-0 mark against playoff teams.

### PATRIOTS VS. TEAMS WITH RECORDS OF .500 OR ABOVE

Since start of the 2003 season

Final/Current Record v.

Date	Opponent	W/L	Score	Record	Rest of NFL
02/06/05	Philadelphia*	W	24-21	15-4	15-3
01/23/05	at Pittsburgh*	W	41-27	16-2	15-1
01/16/05	Indianapolis*	W	20-3	13-5	13-3
12/26/04	at N.Y. Jets	W	23-7	11-7	11-5
12/12/04	Cincinnati	W	35-28	8-8	8-7
11/28/04	Baltimore	W	24-3	9-7	9-6
11/14/04	Buffalo	W	29-6	9-7	9-5
11/07/04	at St. Louis	W	40-22	9-9	9-8
10/31/04	at Pittsburgh	L	20-34	16-2	--
10/24/04	N.Y. Jets	W	13-7	11-7	--
10/17/04	Seattle	W	30-20	9-8	9-7
10/03/04	at Buffalo	W	31-17	9-7	--
09/09/04	Indianapolis	W	27-24	13-5	--
02/01/04	Carolina*	W	32-39	14-6	14-5
01/18/04	Indianapolis*	W	24-14	14-5	14-3
01/10/04	Tennessee*	W	17-14	13-5	13-3
12/07/03	Miami	W	12-0	10-6	10-4
11/30/03	at Indianapolis	W	38-34	14-5	--
11/16/03	Dallas	W	12-0	10-6	10-5
11/03/03	at Denver	W	30-26	10-6	10-5
10/19/03	at Miami	W	19-13 ot	10-6	--
10/05/03	Tennessee	W	38-30	13-5	--
09/14/03	at Philadelphia	W	31-10	13-5	13-4

\*-Playoffs

**Patriots vs. teams with winning records ..... 22-1 (.957)**

**Rest of NFL vs. those teams..... 74-182 (.289)**

## BEAST OF THE EAST

New England has the best record among AFC East teams in division games since the beginning of the 2001 season (20-6).

### AFC EAST DIVISIONAL RECORDS SINCE 2001

Division W-L		Division W-L	
Team	Since 2001	Team	Since 2001
New England .....	20-6	Miami .....	12-14
New York Jets.....	13-13	Buffalo.....	8-18

## DOMINATING DUO

Tom Brady and Bill Belichick make up the NFL's winningest head coach-quarterback combination since the AFL-NFL merger 35 years ago. Brady has started 62 consecutive regular-season games for the Patriots and the team has compiled a 48-14 record in those games, dating back to Week 3 of the 2001 season. Additionally, the Patriots are 9-0 in the playoffs over that span, making the duo's overall record together 57-14.

### TOP COACH-QB COMBINATIONS SINCE 1970 MERGER

(Regular Season only)

Quarterback	Head Coach	Team	W	L	T	Pct.
Tom Brady	Bill Belichick	NE	48	14	0	.774
Ken Stabler	John Madden	OAK	60	19	1	.756
Jim McMahon	Mike Ditka	CHI	46	15	0	.754
Steve Young	George Seifert	SF	62	23	0	.729
John Elway	Mike Shanahan	DEN	43	16	0	.729

## BOUNCING BACK

The Patriots have not lost back-to-back games since December, 2002. Their streak of 33 consecutive weeks without back-to-back losses is the longest current streak in the NFL and the longest such mark in franchise history. The post-merger NFL record for consecutive weeks without two straight losses is 60, set by the San Francisco 49ers from 1995-99. The last time the Patriots had a losing streak was when they dropped a game at Tennessee (24-7, 12/16/02), and followed that with a home loss to the N.Y. Jets (30-14, 12/22/02). Below is a list of the longest current streaks without back-to-back defeats.

### LONGEST ACTIVE STREAKS W/O BACK-TO-BACK LOSSES

Team	Weeks	Last Consec. Losses
New England Patriots .....	33	Dec., 2002
Pittsburgh Steelers .....	24	Oct./Nov., 2003
San Diego Chargers.....	13	Sept., 2004
Buffalo Bills.....	12	Oct., 2004
Green Bay Packers .....	11	Oct., 2004

## O.T. IS THE PLACE TO BE

The Patriots have won eight straight overtime games and own the longest overtime winning streak in NFL history, including playoff games. The streak includes New England's 16-13 "Snow Bowl" win over Oakland in the 2001 Divisional Playoffs (01/19/02).

### MOST CONSECUTIVE OVERTIME VICTORIES

Wins	Team	Dates
8*	New England.....	2000-present
7	Denver.....	1978-1985
6	Washington.....	1976-1987
6	Pittsburgh .....	1994-1997
5	Many Times	

\*-Includes one playoff game

## WORKING OVERTIME

The Patriots have won their last eight overtime games (including the playoffs). New England's eight-game overtime winning streak is the longest in NFL history. New England has not lost in overtime since Buffalo won 16-13 at Foxboro Stadium on Nov. 5, 2000. Since that time, the Patriots have won eight straight, including five games in which they scored on their first possession of overtime.

### NEW ENGLAND'S OVERTIME STREAK

DATE	OPP	WINNING PLAY	DRIVE INFO	FINAL SCORE
11/23/03	at HST	28-yd FG	9 plays, 76 yds; 3:39	23-20
10/19/03	at MIA	82-yd TD	1-82; 0:12	19-13
12/29/02	vs. MIA+	35-yd FG	7-43; 2:03	27-24
09/22/02	vs. KC+	35-yd FG	9-53; 4:40	41-38
01/19/02	vs. OAK+*	23-yd FG	15-61; 8:29	16-13
12/16/01	at BUF+	23-yd FG	8-75; 3:18	12-9
10/14/01	vs. SD+	44-yd FG	6-51; 2:59	29-26
12/17/00	at BUF	24-yd FG	14-83; 5:56	13-10
11/05/00	vs. BUF	32-yd FG	6-52-2:50	L, 13-16

\*playoffs

+NE scored on its first possession in overtime



THREE-TIME SUPER BOWL CHAMPIONS








# OFFENSE NEWS & NOTES

## RECORDING SUCCESS

TOM BRADY has quarterbacked the Patriots to victories in 48 of his 62 regular-season starts during his career, compiling a .774 winning percentage and giving him the best record of any active quarterback in the NFL who has a full season of starts under his belt. Including his 9-0 record in the playoffs, he is 57-14 (.803) as a starter.



### ACTIVE QUARTERBACKS WINNING PERCENTAGE

Minimum 16 Starts, Regular Season Only

Quarterback, Team(s)	W	L	T	Pct.
<b>Tom Brady, NE</b> .....	<b>48</b>	<b>14</b>	<b>0</b>	<b>.774</b>
Marc Bulger, STL .....	26	10	0	.722
Donovan McNabb, PHI .....	56	23	0	.709
Kurt Warner, STL/NYG .....	40	19	0	.678
Brett Favre, GB .....	135	70	0	.659
Michael Vick, ATL .....	23	12	1	.657

## GOOD COMPANY

In his first five NFL seasons, TOM BRADY has achieved a tremendous amount of success, becoming the only quarterback to start and win three Super Bowls before turning 28 years old. Brady has twice been named Super Bowl MVP, joining Joe Montana, Terry Bradshaw and Bart Starr as the only players to earn multiple Super Bowl MVP awards. Below is a comparison between Brady and those three Pro Football Hall of Famers through their first five seasons.

### HISTORICAL QB COMPARISON THROUGH FIVE SEASONS

Category	Brady	Montana	Bradshaw	Starr
Age	28	28	27	27
GP/GS	64/62	72/49	59/51	57/34
Attempts	2,018	1,645	1,227	722
Completions	1,243	1,045	589	387
Cmp %	.616	.635	.480	.536
Yards	13,925	11,979	7,524	5,019
3,000-yd seasons	3	2	0	0
Touchdowns	97	78	48	23
Interceptions	52	44	81	40
Rating	87.5	90.0	53.2	63.3
Win Pct.	.774	.571	.627	.353
OT Record	7-0	1-0	0-0	--
Super Bowl Wins	3	1	1	--
Super Bowl MVPs	2	1	0	--

## MOVING ON UP

COREY DILLON needs 304 yards to reach the 10,000-yard mark for his career. Dillon would become the 18th player in NFL history to achieve the feat. In his first eight NFL seasons, Dillon averaged 1,212 yards per season, a mark that ranks sixth in NFL history. The five players with a better seasonal average than Dillon are all current or future Hall of Famers: Barry Sanders (1,527), Jim Brown (1,368), Curtis Martin (1,337), Walter Payton (1,287) and Emmitt Smith (1,224).




### NFL'S ALL-TIME LEADING RUSHERS (By Yards)

Rk	Player	Years	Gms	Att.	Yards	TD
1	Emmitt Smith	1990-2004	226	4,409	18,355	164
---						
14	O.J. Simpson	1969-1979	135	2,404	11,236	61
15	Ricky Watters	1992-2001	144	2,622	10,643	78
16	Eddie George	1996-2004	141	2,865	10,441	68
17	Ottis Anderson	1979-1992	182	2,562	10,273	81
<b>18</b>	<b>Corey Dillon</b>	<b>1997-</b>	<b>122</b>	<b>2,210</b>	<b>9,696</b>	<b>57</b>
19	Earl Campbell	1978-1985	115	2,187	9,407	74

## PATRIOTS ALL-TIME LISTS

TROY BROWN ranks third in Patriots history with 475 career receptions. He ranks third in franchise history with 5,516 career receiving yards. Brown needs 16 catches to pass Ben Coates for second place on the all-time receptions list. He needs 211 yards to pass Irving Fryar and move into second place on the Patriots' all-time receiving yardage list.



### PATRIOTS ALL-TIME RECEIVING LEADERS (BY CATCHES)


Rk	Player, Pos.	No	Yds	Avg.	Lg	TD
1	Stanley Morgan, WR .....	534	10,352	19.4	76t	67
2	Ben Coates, TE .....	490	5,471	11.2	84t	50
<b>3</b>	<b>Troy Brown, WR .....</b>	<b>475</b>	<b>5,516</b>	<b>11.6</b>	<b>82t</b>	<b>25</b>
4	Irving Fryar, WR .....	363	5,726	15.8	80t	38

### PATRIOTS ALL-TIME RECEIVING LEADERS (BY YARDS)

Rk	Name	No	Yds	Avg	Lg	TD
1	Stanley Morgan .....	534	10,352	19.4	76t	67
2	Irving Fryar .....	363	5,726	15.8	80t	38
<b>3</b>	<b>Troy Brown, WR .....</b>	<b>475</b>	<b>5,516</b>	<b>11.6</b>	<b>82t</b>	<b>25</b>
4	Ben Coates .....	490	5,471	11.2	84t	50
5	Jim Colclough .....	283	5,001	17.7	78t	39

## TAKING AIM

ADAM VINATIERI is the most accurate kicker in franchise history and ranks fifth among the most accurate kickers in NFL history. He has recorded an 82.1 percent conversion rate (243/296) over his nine-year career. He was 31-for-33 in 2004, setting a career high for accuracy with a 93.9 percent success rate. He has connected on 90 of his last 104 regular-season kicks, good for an 86.5 percent clip.



### NFL ALL-TIME MOST ACCURATE KICKERS

	TEAM	PCT.	FGM/FGA
1.	Mike Vanderjagt	Colts	87.0 194/223
2.	David Akers	Eagles	83.2 139/167
3.	Matt Stover	Ravens	82.7 350/423
4.	Ryan Longwell	Packers	82.4 206/250
<b>5.</b>	<b>Adam Vinatieri</b>	<b>Patriots</b>	<b>82.1 243/296</b>
6.	Olindo Mare	Dolphins	81.9 194/237
7.	John Carney	Saints	81.7 365/448
8.	Jeff Wilkins	Rams	81.5 224/275
9.	Doug Brien	Jets	81.1 206/254
9.	Jason Hanson	Lions	81.1 308/380
11.	John Kasay	Panthers	80.5 284/353
12.	Gary Anderson	Titans	80.1 538/672
13.	Mike Hollis	Giants	80.0 200/250
14.	Jason Elam	Broncos	79.6 317/398
15.	Morten Andersen	Vikings	79.0 520/658

## SCORING MACHINE

ADAM VINATIERI is the second leading scorer in Patriots history, totaling 1,058 points in his nine full seasons with the club. Vinatieri made the team as a rookie free agent in 1996 and has scored 100 points or more in each of his nine seasons, joining Jason Elam of the Denver Broncos as the only two kickers in NFL history to accomplish the feat. Vinatieri has kicked the most field goals in Patriots history, having tallied 243 successful boots in a Patriots uniform.

### LEADING SCORERS IN PATRIOTS HISTORY

#	SCORING	TD	PAT/PATA	2-Pt	FG /FGA	PTS
1	Gino Cappelletti	42	346/ 358	2	176/ 334	1,130
<b>2</b>	<b>Adam Vinatieri</b>	<b>0</b>	<b>327/ 333</b>	<b>1</b>	<b>243/ 296</b>	<b>1,058</b>
3	John Smith	0	308/ 323	0	128/ 191	692



THREE-TIME SUPER BOWL CHAMPIONS





# DEFENSE NEWS & NOTES

## WILLIE MAC ATTACK

WILLIE MCGINEST ranks fourth on the Patriots' all-time sacks list with 72.0 career sacks. He led the team with 9.5 sacks in the 2004 season. He is the Patriots' career postseason sack leader and ranks third all-time in NFL postseason history with 11.5 career postseason sacks, trailing only Bruce Smith (14.5) and Reggie White (12.0). The Patriots' all-time regular-season sack leaders are listed below.



### PATRIOTS ALL-TIME SACK LEADERS

1. Andre Tippett, 1982-93.100.0
2. Julius Adams, 1971-87....79.5
3. Tony McGee, 1974-81.....72.5
4. **Willie McGinest**, 1994-...72.0
5. Ray Hamilton, 1973-81.....54.0
6. Chris Slade, 1993-00 .....51.0

## BIG-TIME BACKERS

Patriots linebackers take up four of the top seven spots on the NFL's career sacks list among active linebackers. Chad Brown, a free agent signing by the Patriots prior to the 2005 season, leads all active linebackers with 78.0 career sacks. He is trailed closely by teammate Willie McGinest, whose 72.0 career sacks have all come as a Patriot. Additionally, Rosevelt Colvin (33.0 sacks) and Mike Vrabel (29.5 sacks) rank sixth and seventh, respectively, among all active linebackers.

### ACTIVE LINEBACKERS SACKS LIST

Rk	Player	Team(s)	First Season	Sacks
1	<b>Chad Brown</b>	<b>PIT/SEA/NE</b>	<b>1993</b>	<b>78.0</b>
2	<b>Willie McGinest</b>	<b>NE</b>	<b>1994</b>	<b>72.0</b>
3	Peter Boulware	BAL	1997	67.5
4	Junior Seau	SD/MIA	1990	50.0
5	Joey Porter	PIT	1999	42.5
6	<b>Rosevelt Colvin</b>	<b>CHI/NE</b>	<b>1999</b>	<b>33.0</b>
7	<b>Mike Vrabel</b>	<b>PIT/NE</b>	<b>1997</b>	<b>29.5</b>
8	Brian Urlacher	CHI	2000	26.5

## ABLE VRABEL


In proving to be one of the NFL's most versatile players, linebacker MIKE VRABEL made important contributions for the Patriots on offense and defense in 2004. At his regular position of linebacker, he ranked second on the team with 5.5 sacks and finished fourth on the team with 76 tackles (59 solo). As a situational tight end in short-yardage situations, he also caught two regular season touchdown passes and another in Super Bowl XXXIX. Including his 1-yard touchdown catch in Super Bowl XXXVIII, Vrabel has scored on all five of his NFL receptions, two of which came in Super Bowl play. Vrabel's other touchdowns in 2004 came on a 2-yard catch at St. Louis on Nov. 7, 2004, a 1-yard score against San Francisco on Jan. 2, 2005. He also scored on a 1-yard grab at San Diego on Sept. 29, 2002. In addition to Vrabel's contributions on offense and defense, he also notched five special teams tackles in 2004.

## RICHARD SEYMOUR: "BIG SEY"

Defensive lineman RICHARD SEYMOUR was named to his third consecutive Pro Bowl in 2004 and was voted a defensive captain by his teammates. His 67 tackles and 5.0 sacks were tops among Patriots defensive linemen. His 203 tackles since 2002 lead all Patriots defensive linemen. In addition, he scored his first career touchdown on Oct. 3 at Buffalo, scooping up a Drew Bledsoe fumble caused by Tedy Bruschi and rumbling 68 yards for the score and a decisive 31-17 advantage for the Patriots. Seymour became the first Patriots defensive lineman to score a touchdown since Willie McGinest recovered a fumble in the end zone in a 30-28 win over the New York Jets in the 1999 season opener.

## HOT ROD

RODNEY HARRISON led the Patriots in tackles for the second consecutive year, recording 138 stops (96 solo), as he continued to be a leader in the New England secondary. His tackle total was just two stops short of his career high, set in 2003 in his first year in New England. In his two seasons in Foxborough, Harrison has notched 278 tackles, marking the most productive two-season stretch of his 11-year NFL career. He recorded a career-high 20 tackles (12 solo) at Pittsburgh on Oct. 31, 2004. In 2003, Harrison led the team with a career-high 140 tackles (105 solo).



## HARRISON LEADS ALL NFL DEFENSIVE BACKS

Rodney Harrison led all NFL defensive backs in tackles for two straight seasons and has recorded more tackles than any other NFL defensive back since 1994. According to the day-of-game statisticians, Harrison recorded 129 tackles (89 solo) in 2004, tops among all defensive backs in the NFL. His tackle total ranked ninth among all NFL players, trailing only eight middle linebackers. In 2003, Harrison was credited with 125 total tackles by day-of-game crews, a figure that also led all NFL defensive backs.

### NFL LEADERS: TACKLES BY DEF. BACKS SINCE 1994

As tallied by day-of-game stats crews, 1995-Present

Player	Team(s)	Pos.	Gm	TT	UT	A
<b>Rodney Harrison</b>	<b>SD/NE</b>	<b>S</b>	<b>140</b>	<b>1,013</b>	<b>785</b>	<b>228</b>
Victor Green	NYJ/NE/NO	S	142	929	668	261
Lawyer Milloy	NE/BUF	S	139	928	648	280
Robert Griffith	MIN/CLE	S	148	908	721	187
Brock Marion	DAL/MIA/DET	S	153	869	654	215

### 2004 NFL LEADERS / TACKLES BY DEFENSIVE BACKS

As tallied by day-of-game stats crews

Player	Team	Pos.	Total	Solo	Assists
<b>Rodney Harrison</b>	<b>NE</b>	<b>SS</b>	<b>129</b>	<b>89</b>	<b>40</b>
Robert Griffith	CLV	SS	118	92	26
Mike Green	CHI	SS	107	83	24
Tebucky Jones	NO	FS	102	79	23
Adrian Wilson	ARZ	SS	99	77	22

## HARRISON IS ALL-TIME NFL LEADER

RODNEY HARRISON is the NFL's all-time leader in sacks by a defensive back, dating back to when sacks became an official NFL statistic in 1982. Additionally, Harrison is the only player in NFL history to have recorded at least 25 career sacks and at least 30 career interceptions. Harrison currently owns 27.5 career sacks and 31 interceptions in his regular-season career.

### NFL ALL-TIME LEADERS: SACKS BY A DEFENSIVE BACK

Player	Pos.	Team(s)	Years	Sacks
<b>Rodney Harrison</b>	<b>S</b>	<b>SD/NE</b>	<b>1994-Present</b>	<b>27.5</b>
Carnell Lake	S	PIT/JAX/BAL	1989-2001	25.0
LeRoy Butler	S	GB	1990-2001	20.5
Ronde Barber	CB	TB	1997-Present	18.0
Bill Bates	S	DAL	1983-1997	18.0

## BIG-GAME PERFORMER

RODNEY HARRISON seemingly treats every game as the most important one of his career, and has consistently come up big on the biggest stage. In his last six playoff games, Harrison has recorded six interceptions, including two in Super Bowl XXXIX. His four picks in the 2004 playoffs tied for the third most in a single postseason since the 1970 AFL-NFL merger. Additionally, his six career playoff interceptions are tied for the fourth most since the merger.



THREE-TIME SUPER BOWL CHAMPIONS







# PRESEASON RECAP: WEEKS 3&4

## WEEK 4: GIANTS 27, PATRIOTS 3

September 1, 2005 ★ Gillette Stadium (Att: 68,756)

	1	2	3	4	Final
New York Giants	6	0	14	7	— 27
New England Patriots	0	0	0	3	— 3

The Patriots concluded the 2005 preseason with an even 2-2 record, falling to the New York Giants by a score of 27-3. With the regular season opener against the Oakland Raiders just one week away, New England rested many of its starters, allowing many newcomers to log significant playing time. Doug Flutie and Matt Cassel shared the quarterbacking duties, while Kory Chapman and Kyle Eckel rotated in the backfield. Adam Vinatieri scored the Patriots' lone three points on a 30-yard field goal in the third quarter.

## PATRIOTS CHARITABLE FOUNDATION

As a part of the NFL's Play Football Month, the New England Patriots Charitable Foundation welcomed 1,500 Pop Warner football players and coaches from several Boston-area programs to the Giants game. Patriots Chairman and CEO Robert Kraft made the donation at the previous weekend's Boston Pop Warner Jamboree.

## SACK ATTACK

The Patriots defense recorded three sacks in the first half, as Randall Gay, Wesly Mallard and Matt Chatham each sacked Giants signal caller Tim Hasselbeck on second down, setting up third-and-long situations that New York could not convert. Chatham began the sack attack by dropping Hasselbeck for a 9-yard loss on second-and-two on the Giants' second drive, setting up a third-and-11 situation that ended up with a Giants punt. New York's next drive was once again thwarted by a big second-down sack, as Mallard's 6-yard sack set up a third-and-12 that the Giants couldn't convert. Randall Gay got in on the hit parade in the second quarter, nailing Hasselbeck for a 9-yard loss on second-and-nine, forcing a punt two plays later.

## ROCKIN' RANDALL

Randall Gay intercepted his second pass of the preseason when he snared a deep ball from Jared Lorenzen along the sideline. Gay also notched a pick in the third preseason game against Green Bay, and finished the preseason with two interceptions in two games. Last year as an undrafted rookie, Gay started nine of 15 regular-season games and all three playoff games for the Patriots, recording two interceptions and a fumble return for a touchdown.

## AWESOME ADAM

Kicker Adam Vinatieri connected on a 30-yard field goal early in the third quarter, finishing a perfect 8-for-8 on field goals this preseason. Vinatieri made good on three field goals of over 40 yards, including a 48-yarder against Cincinnati in the first week of the preseason. Vinatieri is the most accurate kicker in Patriots franchise history, with an 82.1 percent conversion rate (243/296) over his nine-year career. Going into the 2005 regular season, Vinatieri needs just 73 points move into first place on the Patriots all-time scoring list. He is currently second with 1,058 points, trailing only Gino Cappelletti (1,130).



## WEEK 3: PATRIOTS 27, PACKERS 3

August 26, 2005 ★ Lambeau Field (Att: 69,501)

	1	2	3	4	Final
New England Patriots	10	10	7	0	— 27
Green Bay Packers	0	3	0	0	— 3

The Patriots improved to 2-1 in the 2005 preseason with a commanding 27-3 victory over the Green Bay Packers at Lambeau Field. Corey Dillon opened and closed the scoring with rushing touchdowns, while Tom Brady and David Givens connected for a second-quarter score. Adam Vinatieri nailed a pair of field goals and the Patriots defense held Brett Favre, Ahman Green and the Green Bay offense in check for most of the evening.

## BIGTIME BALANCE

New England's offense featured a balanced attack that notched 155 rushing yards and 159 passing yards, while the Patriots defense recorded as many interceptions (3) as points allowed (3) and held the Packers to 199 total net yards. The New England ground game was particularly effective when it was called upon, as the Patriots averaged 4.6 yards per carry. On the other side of the coin, New England's run defense was just as solid, allowing Green Bay just 3.3 yards per carry and stuffing starting back Ahman Green to the tune of 2.1 yards per rush (11-23). In the aerial game, four Patriots quarterbacks combined to complete 18-of-32 passes for 159 yards and a touchdown while allowing just one sack. New England's pass defense was also strong, holding Green Bay to just an 18.6 team passer rating as Asante Samuel, Randall Gay and James Sanders each came up with interceptions.

## HEAVY DOSE OF DILLON

Corey Dillon ran a preseason-high 14 times for 70 yards (5.0 avg) and two touchdowns, as Patriots rushers totaled 155 yards on 34 carries (4.6 avg). He chewed up 28 yards on three rushes on the Patriots' first drive, ending in a 12-yard touchdown run and a 7-0 Patriots lead. Dillon's first three runs all came in succession, as he scampered 17 yards on his first carry, then had a 5-yard jaunt before tearing off the 12-yard scoring run.

## BIG BEN

Benjamin Watson led all Patriots receivers with six catches for 49 yards. Watson led all receivers last preseason with 10 receptions for 114 yards and a touchdown before landing on injured reserve for all but one game of his rookie campaign.

## RANDALL'S READY

Randall Gay, seeing his first action of the preseason, intercepted a Brett Favre pass at the Patriots' 39-yard line in the second quarter. After signing with the Patriots as an undrafted rookie prior to last season, Gay went on to start nine regular-season games (more than any other Patriots rookie) and also started all three playoff games at cornerback.

## POINTS OFF TURNOVERS

The Patriots scored 13 points off of turnovers against the Packers, continuing their trend of capitalizing on opportunities. In 2004, the Patriots scored a total of 130 points off turnovers, a figure that ranked second in the NFL. Their propensity for scoring following a turnover was especially evident in the 2004 AFC Championship Game, when the Patriots scored 24 points off of four Pittsburgh turnovers.



THREE-TIME SUPER BOWL CHAMPIONS





# PRESEASON RECAP: WEEKS 1&2

## WEEK 2: SAINTS 37, PATRIOTS 27

August 18, 2005 ★ Gillette Stadium (Att: 68,756)

	1	2	3	4	Final
New Orleans Saints	3	13	6	15	— 37
New England Patriots	10	14	3	0	— 27

The Patriots got some strong individual performances, but dropped their first game of the preseason to the New Orleans Saints by a 37-27 score. New England built a 27-16 lead that stood late into the third quarter, but the Saints used three touchdowns in the final 16:10 to take control and hold on for the victory.

### HAPPY RETURN FOR FLUTIE

Doug Flutie quickly made his preseason return to the Patriots a memorable one, connecting on two quick passes, a 12-yard toss to Tim Dwight and then on the very next play, a 29-yard touchdown toss to Jason Anderson. Flutie's last appearance in Foxborough as a Patriot was more than 15-and-a-half years ago, on Dec. 3, 1989 in a game against the Houston Oilers at Foxboro Stadium. The last time the former Heisman Trophy winner from Boston College threw a touchdown pass in Foxborough while wearing a Patriots uniform was on Nov. 6, 1988 – nearly 17 years ago.

### HOT ROD

Rodney Harrison notched a game-high 10 tackles and picked off an Aaron Brooks pass in the second quarter after the ball bounced off of Chad Scott's arm. The interception set up a first-and-goal from the 3-yard line, setting the stage for a 3-yard touchdown run by Kyle Eckel on the next play, giving the Patriots a 17-10 lead.

### TIM DWIGHT: GOING DEEP

Tom Brady connected with Tim Dwight on a 45-yard bomb in the first quarter, marking Dwight's first reception of the preseason. Dwight was signed by the Patriots as a free agent on March 13, 2005, and has a long history of long plays, often resulting in touchdowns. He has recorded seven career touchdown plays of more than 50 yards and five touchdowns of more than 70 yards. The long scores have come via receptions (52 yards, 60 yards), punt returns (70, 70, 84) and kickoff returns (87, 93). The eighth-year veteran enters the 2005 campaign as the only active NFL player to have scored multiple touchdowns in each of the following four categories: receiving (14), rushing (3), punt returns (3) and kickoff returns (2).

### CARRYING THE LOAD

The Patriots running backs had a solid evening, tallying 22 carries for 138 yards (6.3 avg.) and two touchdowns. Patrick Pass led the way with 11 carries for 88 yards and a touchdown, while Kory Chapman (4-24), Kevin Faulk (4-19) and Kyle Eckel (3-7, 1 TD) also contributed. Last season, the Patriots averaged more than 4.0 yards per carry for the first time since 1985.

### TALLYING TOUCHDOWNS

Undrafted rookie fullback Kyle Eckel scored a touchdown for the second consecutive week, giving the Patriots a 17-10 lead in the second quarter. In the preseason opener in Cincinnati, Eckel notched a 4-yard scoring run in the fourth quarter. Eckel notched two touchdowns on his first four rushes this preseason.

### HIGHLIGHT HOBBS

Third-round draft pick Ellis Hobbs, the second player selected by the Patriots in the 2005 NFL Draft, returned a kickoff 53 yards in the second quarter, setting up a Patriots scoring drive punctuated by a 29-yard touchdown toss from Doug Flutie to Jason Anderson. He also dropped Aaron Brooks for a 14-yard sack. Hobbs returned 24 kicks in his four seasons at Iowa State (with a long of 41 yards).

## WEEK 1: PATRIOTS 23, BENGALS 13

August 12, 2005 ★ Paul Brown Stadium (Att: 55,544)

	1	2	3	4	Final
New England Patriots	0	10	6	7	— 23
Cincinnati Bengals	0	6	0	7	— 13

Meeting for the third time in the last year, the Patriots defeated the Bengals 23-13 in the first preseason game of 2005. Several new Patriots received significant playing time, with three rookies having a hand in the Patriots two touchdowns.

Seventh round draft pick Matt Cassel and free agent acquisition Monty Beisel were among the new Patriots on the field, and both contributed strong debut performances. Cassel completed 13 of 21 passes for 135 yards and one touchdown, posting a quarterback rating of 96.3 in his first NFL action. Beisel, who made several demonstrative hits on Bengals receivers, led the Patriots defense with five tackles (three solo), Beisel also added a special teams tackle.

### CINDERELLA'S CASSEL

Rookie quarterback Matt Cassel, selected by the Patriots in the seventh round of the 2005 NFL Draft, had an impressive debut, completing 13 of 21 passes for 135 yards and a touchdown in just over a half of work. He also showed the ability to run the ball, finishing with 46 yards on five carries. On his first series at the end of the first half, Cassel led a 14-play, 82-yard drive, culminating in a 20-yard touchdown pass to fellow rookie Jason Anderson to give the Patriots a 10-6 lead with 19 seconds left before halftime. Cassel, who did not start a game in college as a backup to Heisman Trophy winners Matt Leinart and Carson Palmer (now Cincinnati's starter), accounted for all 86 yards of offense on the drive. He completed six of 10 passes for 60 yards on the drive and also ran the ball four times for 26 yards.

### SOLID SAMUEL

Third-year cornerback Asante Samuel got the preseason off to a rousing start, coming up with an interception on the game's first play from scrimmage. Bengals quarterback Carson Palmer looked deep for wide receiver Chad Johnson down the right side of the field, but Samuel got between Johnson and the ball, snaring the pass and coming up with the takeaway.

### DILLON DOMINATES

Corey Dillon had a strong showing in his first preseason outing, recording 26 yards on just four carries, including a 20-yard run in the first quarter. Last season, the former Cincinnati Bengal set the Patriots' single-season record with 1,635 rushing yards and led the NFL by averaging 109.0 yards per game in the 15 games in which he appeared. He enters the 2005 season needing just 304 yards to become the 18th player in NFL history to break the 10,000-yard barrier for his career. Dillon's career average of 1,212 yards per season ranks sixth in NFL history among players with at least 100 career games, trailing only current or future Hall of Famers Barry Sanders (1,527), Jim Brown (1,368), Curtis Martin (1,337), Walter Payton (1,287) and Emmitt Smith (1,224).

### BAILEY'S BACK

Defensive lineman Rodney Bailey saw his first action in a Patriots uniform after missing the entire 2004 preseason, regular season and playoffs on injured reserve. Bailey earned the start against the Bengals at right defensive end. The fifth year veteran was signed as a restricted free agent on March 11, 2004.



THREE-TIME SUPER BOWL CHAMPIONS





# PATRIOTS IN THE COMMUNITY

## LIGHTING UP THE COMMUNITY

Offensive lineman Matt Light received the 2005 New England Patriots Ron Burton Community Service Award at the 2005 Patriots Foundation Kickoff Gala on Tuesday, Aug. 30. Patriots Chairman and CEO Robert Kraft presented Light with the award, which is named in honor of Ron Burton, the first player drafted in the franchise's history. Burton was highly regarded for his widespread charitable work throughout the New England community. Light, 27, has made a positive impact both on the field and in the New England community since he was drafted by the Patriots in 2001. During his rookie season, he established the Matt Light Foundation, which became a registered 501(3)c charitable organization in 2003. Through the Light Foundation, Light has donated thousands of dollars to programs both in New England and in his hometown of Greenville, Ohio. On Aug. 18, Light flew four teenagers from Ohio to Massachusetts to participate in the Light Foundation's Patriots Game Experience against the New Orleans Saints. The kids, selected based on their academic achievement and personal community service, were able to take in pre-game warm-ups from the sidelines, and then ate dinner with Light and his teammates after the game. The Light Foundation has also sponsored college scholarships, football camps in both Ohio and Massachusetts and many other community outreach efforts. Light, who also contributes to the New England community through personal appearances at local schools and hospitals, was the third Patriot presented with the Ron Burton Award, joining past honorees Joe Andruzzi (2003) and Troy Brown (2004).



## PATRIOTS CHARITABLE FOUNDATION TO MATCH CONTRIBUTIONS TO HURRICANE RELIEF

In the wake of Hurricane Katrina, the New England Patriots Charitable Foundation has established a program to encourage Patriots players, coaches and employees to make donations in support of hurricane relief efforts. If players, coaches and staff choose to make a personal financial contribution to a sanctioned non-profit organization that is working directly with disaster relief, the Kraft family, through the New England Patriots Charitable Foundation, will match those contributions for the first \$100,000 raised. Five Patriots players attended Louisiana State University: Eric Alexander, Kevin Faulk, Marquise Hill, Randall Gay and Jarvis Green.

## CHARITABLE FOUNDATION KICKOFF GALA

The 2005 New England Patriots Charitable Foundation Kickoff Gala was held in Gillette Stadium's Fidelity Investments Clubhouse on Tuesday, Aug. 30. The entire 2005 Patriots team was present, with both players and coaches mingling with over 800 Patriots fans, who were all present to support the Patriots Charitable Foundation. ESPN broadcaster Chris Berman acted as the emcee, taking the crowd through a spirited live auction, which featured a passing clinic with 2-time Super Bowl MVP Tom Brady and an all-access Gillette Stadium pass that included Patriots season tickets, Revolution season tickets, Kickoff Gala and Patriots Draft Day Party tickets and tickets to several concerts. In addition, a silent auction was held, which featured over 60 one-of-a-kind pieces of autographed sports and entertainment memorabilia. Some interesting items included an autographed version of Head Coach Bill Belichick's famous gray sweatshirts, and a photo of Tom Brady's recent appearance on Saturday Night Live.

## UPCOMING EVENTS

**September 10:** Nearly 70 children from the Challenger Sports Program will visit Gillette Stadium to hold flag football games in the Dana-Farber Field House. The Challenger Sports Program is designed to provide children with disabilities the opportunity to participate in youth sports. Children between the ages of six and 18 with learning and physical limitations will be attending as part of Play Football Month.

**September 17:** The Peabody, Mass. NFL Flag football program will visit Gillette Stadium to practice like the pros on the Gillette Stadium practice fields.

THE NEW ENGLAND PATRIOTS

## Charitable Foundation



THREE-TIME SUPER BOWL CHAMPIONS







# BROADCAST INFORMATION

## PATRIOTS ALL ACCESS

**P**atriots All Access, an Emmy Award-winning one-hour magazine show, premieres on Sept. 7 and airs weekly throughout the season on WCVB-TV Channel 5 in Boston. Indicative of its name, Patriots All Access provides viewers exclusive, behind-the-scenes access and weekly in-depth features on Patriots players and personnel. WCVB's Mike Lynch hosts the program and is joined by head coach Bill Belichick for a weekly chalk talk and also by a Patriots player of the week. Another weekly segment takes a look at what Patriots players do off the field. The show also offers game previews, reviews and comprehensive analysis of every Patriots game.



### WCVB-TV Channel 5

**Patriots All Access**.....Saturdays at 7:00 p.m and Sundays at 10:00 a.m.

## TOTALLY PATRIOTS



**T**otally Patriots, a youth-oriented football show, will make its debut for the 2005 season, airing each Sunday morning on WCVB, Channel 5 in Boston. The show, hosted by Kerry Connolly, will premiere on Sept. 18 and will be geared towards young fans and will include a health and fitness segment as well as a weekly football tips feature with Patriots Hall of Fame linebacker Andre Tippett and a current Patriots player. Other features and segments will emphasize the importance of an active lifestyle and let young football players hear directly from the pros. Check your local listings for other times and locations.

### WCVB-TV Channel 5

**Totally Patriots**.....Sundays at 10:00 a.m., starting Sept. 18

## WBCN PATRIOTS ROCK RADIO NETWORK

For the 11th consecutive season, WBCN was proud to be the flagship station for the Patriots Rock Radio Network. Every Patriots game was heard on WBCN (104.1 FM) and its network of 36 stations throughout all six New England states. Longtime broadcast tandem Gil Santos and Gino Cappelletti call all of the action in static-free stereo sound.



**FLAGSHIP STATION**  
**WBCN**  
**Boston ★ 104.1 FM**



### MASSACHUSETTS

WBSM	Fairhaven	1420 AM
WSAR	Fall River	1480 AM
WGAW	Gardner	1340 AM
WPVQ	Greenfield	95.3 FM
WBEC	Pittsfield	1420 AM
WBEC	Pittsfield	95.7 FM
WAQY	Springfield	102.1 FM
WXTK	Cape Cod	95.1 FM
WWFX	Worcester	100.1 FM

### MAINE

WEBB	Augusta	98.5 FM
WNSX	Bangor	97.7 FM
WHOU	Houlton	100.1 FM
WBLM	Portland	102.9 FM
WFZX	Searsport	101.7 FM

### CONNECTICUT

WCCC	Hartford	106.9 FM
WMOS	New London	104.7 FM
WINY	Putnam	1350 AM

### NEW HAMPSHIRE

WKXL	Concord	1450 AM
WSHK	Dover	105.3 FM
WSAK	Hampton	102.1 FM
WTPL	Hillsboro	107.7 FM
WVRR	Lebanon	101.7 FM
WFEA	Manchester	1370 AM
WWHQ	Meredith	101.5 FM
WPKQ	N. Conway	103.7 FM

### RHODE ISLAND

WSKO	Providence	790 AM
WSKO	Providence	99.7 FM

### VERMONT

WBTN	Bennington	1370 AM
WKVT	Brattleboro	92.7 FM
WEAV	Burlington	960 AM
WXZO	Burlington	96.7 FM
WMXR	Woodstock	93.9 FM
WMOO	Derby	92.1 FM
WEXP	Rutland	101.5 FM
WSTJ	St Johnsbury	1340 AM
WSNO	Waterbury	1450 AM

## PATRIOTS MONDAY ON WEEI

Sports Radio WEEI has the exclusive rights to broadcast "Patriots Monday" from Gillette Stadium every week during the season. The daylong programming lineup offers fans unique access from head coach Bill Belichick and quarterback Tom Brady along with appearances by other star players.

### Sports Radio WEEI

850 AM (Boston) and 103.7 FM (Providence)

Time (Mondays)	Show	Guest(s)
6:00 – 10:00 a.m.	Dennis and Callahan	Tom Brady
10:00 a.m. – 2:00 p.m.	Dale and Holley	Stars of the Week
2:00 – 6:00 p.m.	The Big Show	Coach Belichick

## PATRIOTS FOOTBALL WEEKLY ON WB56

Join the editorial staff of Patriots Football Weekly for a half-hour Patriots extravaganza every Saturday night during the football season on WLVI-TV (WB56). The ultimate studio sports show for the ultimate Patriots fan is patterned like the official team newspaper, aiming to be confrontational and opinionated as the reporters dish about what's ahead for the team, give opponent analysis and offer insider information they've learned from working in the trenches at Gillette Stadium.

### WLVI-TV Channel 56

**Patriots Football Weekly** ..... Every Saturday at 11:00 p.m.

## PATRIOTS.COM

The official Web site of the New England Patriots offers fans an exciting lineup of daily features and is one of the most advanced and exciting Web



sites in all of sports. **Patriots Video News** is a streaming video show broadcast daily on Patriots.com, giving Patriots fans interviews and analysis that picks up where the newspapers and TV reports leave off. **Patriots.com Radio** features six hours of original daily programming beginning at noon ET and allows fans to interact with hosts and guests via phone and email. Besides these features, the site offers daily news updates, press releases, live coverage of all press conferences and much more.

## TELEVISION RATINGS

Historically, the Patriots have been at or near the top of the weekly television ratings for the 2.4 million homes in the Boston market. Below is a historical perspective to show the Patriots' consistent popularity in the Boston market. According to Nielsen Media Research, Boston is the fifth-largest television market in the country, behind New York, Los Angeles, Chicago and Philadelphia.

### RATINGS HISTORY

Season	Rating / Share
2004 Regular Season Average	31.2 / 56
2004 Postseason Average	48.9 / 70
2003 Regular Season Average	26.8 / 51
2003 Postseason Average	47.0 / 72
2002 Regular Season Average	28.5 / 53
2001 Regular Season Average	24.7 / 48
2001 Postseason Average	47.4 / 73

**Note:** Each ratings point represents one percent of the 2.4 million homes in the Boston TV market.



**THREE-TIME SUPER BOWL CHAMPIONS**





# 2005 TRANSACTIONS

## FEBRUARY, 2005

2/4 Billy Yates..... Signed to active roster  
 2/12 Eric Mangini..... Named Defensive Coord.  
 2/16 Ike Charlton..... Signed  
       Lance Nimmo..... Signed from practice squad  
       Buck Rasmussen..... Signed from practice squad  
       Mark Bartosic..... Signed/allocated NFL Europe  
       Ricky Bryant..... Signed/allocated NFL Europe  
       Kory Chapman..... Signed/allocated NFL Europe  
       Cedric James..... Signed/allocated NFL Europe  
       Grant Steen..... Signed/allocated NFL Europe  
       Joel Jacobs..... Allocated to NFL Europe  
 2/23 Joel Collier..... Named Asst. Secondary Coach  
       Harold Nash..... Named Asst. Str. & Cond. Coach  
       Earthwind Moreland..... Released  
       Buck Rasmussen..... Released  
       Wilbert Brown..... Released  
       Zeron Flemister..... Released  
 2/25 Ty Law..... Released  
 2/28 Roman Phifer..... Released

## MARCH, 2005

3/4 Duane Starks..... Acquired via Trade (ARZ)  
 3/7 Pete Mangurian..... Named Tight Ends Coach  
       Patrick Pass..... Re-Signed  
 3/8 Stephen Neal..... Re-Signed  
 3/13 Tim Dwight..... Signed  
 3/15 Tom Ashworth..... Re-Signed  
 3/22 Don Davis..... Re-Signed  
 3/24 Ethan Kelley..... Re-Signed

## APRIL, 2005

4/5 David Terrell..... Signed  
 4/14 Monty Beisel..... Signed  
 4/18 Wesly Mallard..... Signed  
 4/23 Logan Mankins..... Drafted  
       Ellis Hobbs..... Drafted  
       Nick Kaczur..... Drafted  
 4/24 James Sanders..... Drafted  
       Ryan Claridge..... Drafted  
       Matt Cassel..... Drafted  
       Andy Stokes..... Drafted  
 4/26 Chad Scott..... Signed  
 4/29 Doug Flutie..... Signed  
       DeCori Birmingham, Travis Conway, Kyle Eckel,  
       Robbie Gould, Ryan Krug, Mike Lorenz, Matt Phillips,  
       Andre Torrey, Raymond Ventrone and Mike Wright  
       ..... Signed as rookie free agents  
 4/30 Earl Charles, Michael McGrew, Michael Rogers  
       and Antonio Thomas..... Signed as rookie free agents  
       Rhett Kopp..... Signed  
       DeMarco McNeil..... Signed

## MAY, 2005

5/2 Matt Phillips..... Released  
 5/4 Keith Traylor..... Released  
 5/6 Michael Rogers..... Released  
       Mark Bartosic..... Released  
 5/10 Chad Brown..... Signed  
 5/12 Victor Leyva..... Signed  
 5/18 Otis Smith..... Signed and placed on Res./Retired  
 5/23 Troy Brown..... Re-Signed

## JUNE, 2005

6/1 Lance Nimmo..... Released  
       Chris Redman..... Released  
 6/6 Antuan Edwards..... Signed  
 6/9 Ike Charlton..... Released  
 6/10 Andy Stokes..... Signed  
 6/15 Travis Conway..... Released  
       Mike Lorenz..... Released  
 6/28 Bryan Anderson..... Signed  
       Chad Morton..... Signed  
       Matt Cassel..... Signed  
       Ryan Claridge..... Signed

## JULY, 2005

7/15 Scott Pioli..... Signed to a contract extension  
 7/20 Nick Kaczur..... Signed  
       James Sanders..... Signed  
 7/22 Ellis Hobbs..... Signed  
       DeCori Birmingham..... Released  
 7/23 Earl Charles..... Released  
 7/24 Bam Childress..... Signed  
       DeMarco McNeil..... Released  
 7/25 Logan Mankins..... Signed  
 7/27 Michael McGrew..... Released  
 7/28 Ted Johnson..... Retired  
       Rich Musinski..... Signed  
       Bryan Anderson..... Placed on PUP list  
       Tedy Bruschi..... Placed on PUP list  
       Tim Dwight..... Placed on PUP list  
       Chad Morton..... Placed on PUP list  
       Bethel Johnson..... Placed on PUP list  
       Ethan Kelley..... Placed on NFI list  
 7/29 Eugene Baker..... Signed  
       Bryan Anderson..... Released  
 7/31 Jason Anderson..... Signed

## AUGUST, 2005

8/1 Tim Dwight..... Activated from PUP list  
       Ethan Kelley..... Released  
       Jake Schifino..... Released  
 8/2 Mario Monds..... Signed  
 8/3 Tom Sverchek..... Signed  
       Rich Musinski..... Released  
 8/5 Ricky Bryant..... Released  
 8/8 Matt Brandt..... Signed  
       Andy Stokes..... Released  
 8/9 Matt Brandt..... Released  
 8/14 Mario Monds..... Released  
 8/15 Ifo Pili..... Signed  
       Ryan Claridge..... Placed on Reserve / Injured  
 8/21 Rhett Kopp..... Released  
 8/22 Andre' Davis..... Acquired via Trade (CLV)  
 8/24 Eugene Baker..... Released  
 8/25 Antuan Edwards..... Released  
 8/29 Rohan Davey..... Released  
       Cedric Cobbs..... Released  
       Dexter Reid..... Released  
 8/30 Jason Anderson, Robbie Gould, Ryan Krug,  
       Chad Morton, Ifo Pili, Hank Poteat  
       and Antonio Thomas..... Released  
       Bethel Johnson..... Activated from PUP list

## SEPTEMBER, 2005

9/3 Eric Alexander, Rodney Bailey, Kory Chapman, Bam  
       Childress, Kyle Eckel, Joel Jacobs, Victor Leyva, Gene  
       Mruczkowski, Jeff Roehl, P.K. Sam, Grant Steen, Tom  
       Sverchek, David Terrell, Andre Torrey, Raymond  
       Ventrone, Jed Weaver and Billy Yates  
       ..... Released  
 9/4 Eric Alexander, Kory Chapman, Bam Childress, Ryan Krug,  
       Jared Newberry, Raymond Ventrone and Billy Yates  
       ..... Signed to the Practice Squad



THREE-TIME SUPER BOWL CHAMPIONS





# 2004 REGULAR SEASON OFFENSIVE STATISTICS

WON 14, LOST 2

09/09 W 27-24	Indianapolis	68,756	Dillon
09/19 W 23-12	at Arizona	51,557	Faulk
10/03 W 31-17	at Buffalo	72,698	Pass
10/10 W 24-10	Miami	68,756	Cobbs
10/17 W 30-20	Seattle	68,756	Brady
10/24 W 13- 7	New York Jets	68,756	Abdullah
10/31 L 20-34	at Pittsburgh	64,737	B. Johnson
11/07 W 40-22	at St. Louis	66,107	Patten
11/14 W 29- 6	Buffalo	68,756	Izzo
11/22 W 27-19	at Kansas City	78,431	Davey
11/28 W 24- 3	Baltimore	68,756	TEAM
12/05 W 42-15	at Cleveland	73,028	OPPONENTS
12/12 W 35-28	Cincinnati	68,756	
12/20 L 28-29	at Miami	73,629	Givens
12/26 W 23- 7	at New York Jets	77,975	Patten
01/02 W 21- 7	San Francisco	68,756	Branch

TOTAL FIRST DOWNS	344	290
Rushing	120	83
Passing	193	177
Penalty	31	30
3rd Down: Made/Att	93/206	81/209
3rd Down Pct.	45.1	38.8
4th Down: Made/Att	4/10	13/30
4th Down Pct.	40.0	43.3
POSSESSION AVG.	31:22	28:38
TOTAL NET YARDS	5722	4972
Avg. Per Game	357.6	310.8
Total Plays	1035	988
Avg. Per Play	5.5	5.0
NET YARDS RUSHING	2134	1572
Avg. Per Game	133.4	98.3
Total Rushes	524	405
NET YARDS PASSING	3588	3400
Avg. Per Game	224.3	212.5
Sacked/Yards Lost	26/162	45/311
Gross Yards	3750	3711
Att./Completions	485/293	538/315
Completion Pct.	60.4	58.6
Had Intercepted	14	20
PUNTS/AVERAGE	56/42.0	69/41.5
NET PUNTING AVG.	56/33.7	69/36.8
PENALTIES/YARDS	101/822	118/1014
FUMBLES/BALL LOST	24/13	31/16
TOUCHDOWNS	49	31
Rushing	15	9
Passing	29	18
Returns	5	4

* SCORE BY PERIODS	Q1	Q2	Q3	Q4	OT	PTS		
TEAM	87	159	102	89	0	437		
OPPONENTS	55	94	45	66	0	260		
* SCORING	TD	Ru	Pa	Rt	K-PAT	FG	S	PTS
Vinatieri	0	0	0	0	48/48	31/33	0	141
Dillon	13	12	1	0			0	80
Graham	7	0	7	0			0	42
Patten	7	0	7	0			0	42
Branch	4	0	4	0			0	24
Faulk	3	2	1	0			0	18
Givens	3	0	3	0			0	18
Fauria	2	0	2	0			0	12
B. Johnson	2	0	1	1			0	12
Vrabel	2	0	2	0			0	12
Abdullah	1	1	0	0			0	6
Brown	1	0	1	0			0	6
Gay	1	0	0	1			0	6
Green	1	0	0	1			0	6
Samuel	1	0	0	1			0	6
Seymour	1	0	0	1			0	6
TEAM	49	15	29	5	48/48	31/33	0	437
OPPONENTS	31	9	18	4	23/23	15/18	0	260
2-Pt. Conversions: Dillon, TEAM 1-1, OPPONENTS 3-8								

2-Pt. Conversions: Dillon, TEAM 1-1, OPPONENTS 3-8  
**SACKS:** McGinest 9.5, Vrabel 5.5, Colvin 5.0, Seymour 5.0, Green 4.0, Bruschi 3.5, Warren 3.5, Harrison 3.0, Wilfork 2.0, Banta-Cain 1.5, Phifer 1.5, T. Johnson 1.0, TEAM 45.0, OPPONENTS 26.0

* RUSHING	No.	Yds	Avg	Long	TD
Dillon	345	1635	4.7	44	12
Faulk	54	255	4.7	20	2
Pass	39	141	3.6	19	0
Cobbs	22	50	2.3	13	0
Brady	43	28	0.7	10	0
Abdullah	13	13	1.0	5	1
B. Johnson	2	8	4.0	11	0
Patten	1	5	5.0	5	0
Izzo	1	0	0.0	0	0
Davey	4	-1	-2.3	3	0
TEAM	524	2134	4.1	44	15
OPPONENTS	405	1572	3.9	34	9

* RECEIVING	No.	Yds	Avg	Long	TD
Givens	56	874	15.6	50	3
Patten	44	800	18.2	48t	7
Branch	35	454	13.0	26t	4
Graham	30	364	12.1	48	7
Pass	28	215	7.7	22	0
Faulk	26	248	9.5	31t	1
Brown	17	184	10.8	22	1
Fauria	16	195	12.2	25	2
Dillon	15	103	6.9	20	1
B. Johnson	10	174	17.4	48	1
Weaver	8	93	11.6	25	0
Klecko	3	18	6.0	11	0
Watson	2	16	8.0	14	0
Vrabel	2	3	1.5	2t	2
Abdullah	1	9	9.0	9	0
Kasper	0	0	---	0	0
TEAM	293	3750	12.8	50	29
OPPONENTS	315	3711	11.8	65t	18

* INTERCEPTIONS	No.	Yds	Avg	Long	TD
Wilson	4	51	12.8	24	0
Bruschi	3	70	23.3	36	0
Brown	3	22	7.3	17	0
Gay	2	23	11.5	13	0
Harrison	2	12	6.0	12	0
Samuel	1	34	34.0	34t	1
McGinest	1	27	27.0	27	0
Phifer	1	26	26.0	26	0
Poole	1	21	21.0	21	0
Banta-Cain	1	4	4.0	4	0
Law	1	0	0.0	0	0
TEAM	20	290	14.5	36	1
OPPONENTS	14	242	17.3	65	1

* PUNTING	No.	Yds	Avg	Net	TB	In	Lg	B
Jo. Miller	56	2350	42.0	33.7	5	19	69	0
TEAM	56	2350	42.0	33.7	5	19	69	0
OPPONENTS	69	2866	41.5	36.8	5	21	63	0

* PUNT RETURNS	Ret	FC	Yds	Avg	Long	TD
Faulk	20	11	133	6.7	16	0
Brown	12	3	83	6.9	23	0
B. Johnson	4	1	8	2.0	6	0
Poole	2	0	6	3.0	6	0
Branch	1	0	0	0.0	0	0
Gay	1	0	0	0.0	0	0
TEAM	40	15	230	5.8	23	0
OPPONENTS	31	7	365	11.8	71	1

* KICKOFF RETURNS	No.	Yds	Avg	Long	TD
B. Johnson	41	1016	24.8	93t	1
Pass	6	115	19.2	24	0
Faulk	4	73	18.3	24	0
Kasper	3	61	20.3	21	0
Banta-Cain	1	21	21.0	21	0
Patten	1	16	16.0	16	0
Klecko	0	0	---	---	0
TEAM	56	1302	23.3	93t	1
OPPONENTS	86	2003	23.3	98t	1

* FIELD GOALS	1-19	20-29	30-39	40-49	50+
Vinatieri	0/ 0	13/13	7/ 7	11/12	0/1
TEAM	0/ 0	13/13	7/ 7	11/12	0/1
OPPONENTS	1/ 1	5/ 5	5/ 6	2/ 3	2/3

Vinatieri: (32G,43G) (29G,28G,24G) (42G) (40G, 47N) (40G,39G,30G) (41G,27G) (43G,25G) (43G,31G, 45G,36G) (27G,24G,20G,45G,37G) (37G,28G) (28G, 40G,48G) ( ) ( ) (28G,29G,50N,26G) ( )  
 OPPONENTS: (32G,48N) (51G,52G,58N) (33G) (29G) (33G,40G,28G,31G) ( ) (19G,29G) ( ) ( ) (44G,24G) (22G) ( ) ( ) (30G) ( ) (39N)

* PASSING	Att	Cmp	Yds	Cmp%	Yds/Att	TD	TD%	Int	Int%	Long	Sack/Lost	Rating
Brady	474	288	3692	60.8	7.79	28	5.9	14	3.0	50	26/ 162	92.6
Davey	10	4	54	40.0	5.40	0	0.0	0	0.0	20	0/ 0	57.9
Vinatieri	1	1	4	100.0	4.00	1	100.0	0	0.0	4t	0/ 0	122.9
TEAM	485	293	3750	60.4	7.73	29	6.0	14	2.9	50	26/ 162	92.5
OPPONENTS	538	315	3711	58.6	6.90	18	3.3	20	3.7	65t	45/ 311	75.3



THREE-TIME SUPER BOWL CHAMPIONS







# 2004 REGULAR SEASON DEFENSIVE STATISTICS

Tackle statistics tabulated from coaching grades

DEFENSIVE STATISTICS											SP. TEAMS					FUMBLES - LOST (24-13)				
Name	TT	UT	A	S/ YL	Int/	Yds	PD	FF	FR		TT	UT	A	FF	FR	Own				
																No.	Lost	Rec.	O.B.	
Rodney Harrison	138	96	42	3.0	33.0	2	12	8	3	-	12	6	6	-	-	Tom Brady	7	5	1	0
Tedy Bruschi	128	84	44	3.5	35.0	3	70	6	3	-	4	3	1	-	-	Corey Dillon	5	4	1	0
Ted Johnson	112	74	38	1.0	10.0	-	-	1	1	-	-	-	-	-	-	Kevin Faulk	2	1	1	0
Mike Vrabel	76	59	17	5.5	48.5	-	-	3	-	-	5	4	1	-	-	Deion Branch	1	1	1	0
Eugene Wilson	67	51	16	-	-	4	51	7	3	2	4	2	2	-	-	Dan Klecko	1	1	0	0
Richard Seymour	67	37	30	5.0	30.0	-	-	1	1	1	-	-	-	-	-	Cedric Cobbs	1	1	0	0
Ty Warren	64	46	18	3.5	22.5	-	-	1	2	-	-	-	-	-	-	Troy Brown	1	0	1	1
Willie McGinest	61	43	18	9.5	55.5	1	27	6	2	1	-	-	-	-	-	Randall Gay	1	0	0	0
Vince Wilfork	57	35	22	2.0	11.0	-	-	3	-	2	-	-	-	-	-	Patrick Pass	1	0	0	0
Roman Phifer	50	34	16	1.5	9.5	1	26	2	-	1	-	-	-	-	-	Tyrone Poole	1	0	0	1
Randall Gay	38	34	4	-	-	2	23	6	-	2	-	-	-	-	-	Bethel Johnson	2	0	1	1
Rosevelt Colvin	38	20	18	5.0	30.5	-	-	1	1	-	-	-	-	-	-	Dan Koppen	1	0	0	1
Asante Samuel	34	32	2	-	-	1	34	12	2	-	-	-	-	-	-	Christian Fauria	0	0	1	0
Keith Traylor	33	23	10	-	-	-	-	-	-	-	-	-	-	-	-	Totals				
Jarvis Green	28	18	10	4.0	22.0	-	-	1	1	3	-	-	-	-	-	24	13	7	4	
Ty Law	26	25	1	-	-	1	0	3	-	-	-	-	-	-	-	BLOCKED KICKS				
Troy Brown	17	15	2	-	-	3	22	5	-	-	-	-	-	-	-	XP	FG	P		
Tyrone Poole	17	14	3	-	-	1	21	3	-	-	0	0	0	1	-	Totals	0	0	0	
Don Davis	17	11	6	-	-	-	-	1	-	-	19	7	12	-	-					
Earthwind Moreland	13	13	0	-	-	-	-	-	-	1	2	2	0	-	-					
Tully Banta-Cain	11	6	5	1.5	3.5	1	4	1	-	1	23	15	8	-	-	MISC. OFFENSIVE STATS				
Dexter Reid	9	4	5	-	-	-	-	2	1	1	16	10	6	-	-	Tkl	Ast	FF	FR	
Larry Izzo	1	1	0	-	-	-	-	-	-	-	28	18	10	-	-	David Givens	5	0	0	0
Patrick Pass	1	1	0	-	-	-	-	-	-	-	11	8	3	-	-	Stephen Neal	4	0	0	0
Ethan Kelley	1	1	0	-	-	-	-	-	-	-	-	-	-	-	-	Daniel Graham	3	0	0	0
Je'Rod Cherry	1	0	1	-	-	-	-	-	-	-	13	7	6	-	-	Kevin Faulk	2	0	1	0
Rabih Abdullah	0	0	0	-	-	-	-	-	-	-	11	7	4	-	-	Tom Brady	2	0	0	0
Matt Chatham	0	0	0	-	-	-	-	-	-	-	6	2	4	-	-	Kevin Kasper	1	0	0	0
Justin Kurpeikis	0	0	0	-	-	-	-	-	-	-	6	2	4	-	-	Dan Koppen	1	0	0	0
Shawn Mayer	0	0	0	-	-	-	-	-	-	-	4	2	2	-	-	Bethel Johnson	1	0	0	0
Kevin Kasper	0	0	0	-	-	-	-	-	-	-	4	2	2	-	-	David Patten	2	0	0	0
Dan Klecko	0	0	0	-	-	-	-	-	-	-	3	2	1	-	-	Totals				
Adam Vinatieri	0	0	0	-	-	-	-	-	-	-	2	2	0	-	-	21	0	1	0	
Cedric Cobbs	0	0	0	-	-	-	-	-	-	-	2	1	1	-	-					
Eric Alexander	0	0	0	-	-	-	-	-	-	-	2	1	1	-	-					
David Givens	0	0	0	-	-	-	-	-	-	-	1	0	1	-	-					
Lonie Paxton	0	0	0	-	-	-	-	-	-	-	1	0	1	1	-					
Totals	1105	777	328	45.0	311.0	20	290	73	20	15	179	103	76	2	0					

## LEGEND

TT- Total Tackles	PD- Pass Defensed
UT- Unassisted Tackles	FF- Forced Fumbles
A- Assists	FR- Fumbles Recovered
S/Yds- Sacks/Yards Lost	Tack. T.O. - Tackles off Turnovers
I/Ret.- Interceptions/Return Yards	O.B. - Out of Bounds



THREE-TIME SUPER BOWL CHAMPIONS





# 2004 POSTSEASON OFFENSIVE STATISTICS

WON 3, LOST 0

01/16 W 20- 3	Indianapolis	68,756
01/23 W 41-27	at Pittsburgh	65,242
02/06 W 24-21	at Philadelphia	78,125
	N.E.	Opp.
TOTAL FIRST DOWNS	60	61
Rushing	24	12
Passing	32	46
Penalty	4	3
3rd Down: Made/Att	17/39	19/40
3rd Down Pct.	43.6	47.5
4th Down: Made/Att	1/1	1/2
4th Down Pct.	100.0	50.0
POSSESSION AVG.	32:36	27:24
TOTAL NET YARDS	978	1033
Avg. Per Game	326.0	344.3
Total Plays	187	192
Avg. Per Play	5.2	5.4
NET YARDS RUSHING	448	254
Avg. Per Game	149.3	84.7
Total Rushes	99	69
NET YARDS PASSING	530	779
Avg. Per Game	176.7	259.7
Sacked/Yards Lost	7/57	6/42
Gross Yards	587	821
Att./Completions	81/55	117/71
Completion Pct.	67.9	60.7
Had Intercepted	0	7
PUNTS/AVERAGE	16/42.0	14/41.9
NET PUNTING AVG.	16/35.8	14/37.6
PENALTIES/YARDS	13/87	9/99
FUMBLES/BALL LOST	2/1	7/4
TOUCHDOWNS	10	6
Rushing	4	1
Passing	5	5
Returns	1	0

* SCORE BY PERIODS	Q1	Q2	Q3	Q4	OT	PTS
TEAM	10	27	21	27	0	85
OPPONENTS	3	10	21	17	0	51

* SCORING	TD	Ru	Pa	Rt	K-PAT	FG	S	PTS
Vinatieri	0	0	0	0	10/10	5/	5	0 25
Givens	3	0	3	0				0 18
Branch	2	1	1	0				0 12
Dillon	2	2	0	0				0 12
Brady	1	1	0	0				0 6
Harrison	1	0	0	1				0 6
Vrabel	1	0	1	0				0 6
TEAM	10	4	5	1	10/10	5/	5	0 85
OPPONENTS	6	1	5	0	6/	6	3/	0 51

2-Pt. Conversions: TEAM 0-0, OPPONENTS 0-0

**SACKS:** Vrabel 2.0, Bruschi 1.0, Green 1.0, Harrison 1.0, Seymour 1.0, TEAM 6.0, OPPONENTS 7.0

* RUSHING	No.	Yds	Avg	Long	TD
Dillon	65	292	4.5	42	2
Faulk	22	114	5.2	17	0
Branch	3	41	13.7	23t	1
Brady	7	3	0.4	3	1
Pass	1	0	0.0	0	0
Givens	1	-2	-2.0	-2	0
TEAM	99	448	4.5	42	4
OPPONENTS	69	254	3.7	25	1

* RECEIVING	No.	Yds	Avg	Long	TD
Branch	16	264	16.5	60t	1
Givens	12	104	8.7	18	3
Dillon	9	53	5.9	16	0
Brown	5	41	8.2	12	0
Faulk	3	38	12.7	14	0
Graham	3	16	5.3	10	0
Fauria	2	26	13.0	17	0
Patten	2	20	10.0	12	0
Pass	1	14	14.0	14	0
B. Johnson	1	9	9.0	9	0
Vrabel	1	2	2.0	2t	1
TEAM	55	587	10.7	60t	5
OPPONENTS	71	821	11.6	40	5

* INTERCEPTIONS	No.	Yds	Avg	Long	TD
Harrison	4	101	25.3	87t	1
Wilson	2	0	0.0	0	0
Bruschi	1	0	0.0	0	0
TEAM	7	101	14.4	87t	1
OPPONENTS	0	0	---	---	0

* PUNTING	No.	Yds	Avg	Net	TB	In	Lg	B
Jo. Miller	16	672	42.0	35.8	2	6	52	0
TEAM	16	672	42.0	35.8	2	6	52	0
OPPONENTS	14	587	41.9	37.6	0	5	54	0

* PUNT RETURNS	Ret	FC	Yds	Avg	Long	TD
Brown	7	3	46	6.6	20	0
B. Johnson	1	0	14	14.0	14	0
TEAM	8	3	60	7.5	20	0
OPPONENTS	6	2	59	9.8	22	0

* KICKOFF RETURNS	No.	Yds	Avg	Long	TD
B. Johnson	6	134	22.3	29	0
Pass	2	34	17.0	17	0
Bruschi	1	15	15.0	15	0
TEAM	9	183	20.3	29	0
OPPONENTS	17	287	16.9	32	0

* FIELD GOALS	1-19	20-29	30-39	40-49	50+
Vinatieri	0/ 0	2/ 2	2/ 2	1/ 1	0/0
TEAM	0/ 0	2/ 2	2/ 2	1/ 1	0/0
OPPONENTS	0/ 0	2/ 2	0/ 0	1/ 1	0/0
Vinatieri: (24G,31G) (48G,31G) (22G)					
TEAM: (24G,31G) (48G,31G) (22G)					
OPPONENTS: (23G) (43G,20G) ()					

* PASSING	Att	Cmp	Yds	Cmp%	Yds/Att	TD	TD%	Int	Int%	Long	Sack/Lost	Rating
Brady	81	55	587	67.9	7.25	5	6.2	0	0.0	60t	7/	57 109.4
TEAM	81	55	587	67.9	7.25	5	6.2	0	0.0	60t	7/	57 109.4
OPPONENTS	117	71	821	60.7	7.02	5	4.3	7	6.0	40	6/	42 71.2



THREE-TIME SUPER BOWL CHAMPIONS





# 2004 POSTSEASON DEFENSIVE STATISTICS

DEFENSIVE STATISTICS											SP. TEAMS					FUMBLES - LOST (2-1)				
Name	TT	UT	A	S/ YL	Int/	Yds	PD	FF	FR		TT	UT	A	FF	FR	Own				
Rodney Harrison	27	23	4	1.0	1.0	4	101	4	1	-	3	3	0	-	-	No.	Lost	Rec.	O.B.	
Tedy Bruschi	23	18	5	1.0	10.0	1	0	1	1	2	1	1	0	-	-	Tom Brady	1	1	0	0
Randall Gay	18	16	2	-	-	-	-	1	1	-	-	-	-	-	-	David Givens	1	0	1	0
Mike Vrabel	18	13	5	2.0	24.0	-	-	-	1	1	-	-	-	-	-	Totals	2	1	1	0
Asante Samuel	11	10	1	-	-	-	-	4	-	-	-	-	-	-	-					
Ty Warren	11	8	3	-	-	-	-	-	-	-	-	-	-	-	-	BLOCKED KICKS				
Ted Johnson	11	6	5	-	-	-	-	-	-	-	-	-	-	-	-	XP	FG	P		
Willie McGinest	7	5	2	-	-	-	-	2	-	-	-	-	-	-	-	Totals	0	0	0	0
Jarvis Green	7	4	3	1.0	1.0	-	-	-	1	-	-	-	-	-	-					
Roman Phifer	6	6	0	-	-	-	-	-	-	-	-	-	-	-	-	MISC. OFFENSIVE STATS				
Troy Brown	6	4	2	-	-	-	-	-	-	-	-	-	-	-	-	Tkl	Ast	FF	FR	
Eugene Wilson	6	3	3	-	-	2	0	3	-	1	2	2	0	-	-	TEAM	1	0	0	0
Dexter Reid	4	3	1	-	-	-	-	-	-	-	4	3	1	-	-	Totals	0	0	0	0
Hank Poteat	3	3	0	-	-	-	-	1	-	-	-	-	-	-	-					
Vince Wilfork	3	2	1	-	-	-	-	-	-	-	-	-	-	-	-					
Rosevelt Colvin	3	2	1	-	-	-	-	-	1	-	-	-	-	-	-					
Richard Seymour	2	2	0	1.0	6.0	-	-	2	-	-	-	-	-	-	-					
Keith Traylor	2	1	1	-	-	-	-	-	-	-	-	-	-	-	-					
Je'Rod Cherry	1	1	0	-	-	-	-	-	-	-	4	3	1	-	-					
Matt Chatham	0	0	0	-	-	-	-	-	-	-	5	2	3	-	-					
Rabih Abdullah	0	0	0	-	-	-	-	-	-	-	3	3	0	-	-					
Larry Izzo	0	0	0	-	-	-	-	-	-	-	2	2	0	-	-					
Tully Banta-Cain	0	0	0	-	-	-	-	-	-	-	2	1	1	-	-					
Patrick Pass	0	0	0	-	-	-	-	-	-	-	1	0	1	-	-					
Lonie Paxton	0	0	0	-	-	-	-	-	-	-	1	0	1	-	-					
Totals	169	130	39	6.0	42.0	7	101	18	6	4	28	20	8	0	0					

## LEGEND

TT-	Total Tackles	PD-	Pass Defensed
UT-	Unassisted Tackles	FF-	Forced Fumbles
A-	Assists	FR-	Fumbles Recovered
S/Yds-	Sacks/Yards Lost	Tack. T.O. -	Tackles off Turnovers
I/Ret.-	Interceptions/Return Yards	O.B. -	Out of Bounds



THREE-TIME SUPER BOWL CHAMPIONS







# 2005 PRESEASON OFFENSIVE STATISTICS

WON 2, LOST 2

08/12 W 23-13 at Cincinnati 55,544  
 08/18 L 27-37 New Orleans 68,736  
 08/26 W 27- 3 at Green Bay 69,501  
 09/01 L 3-27 New York Giants 68,756  
 N.E. Opp.

TOTAL FIRST DOWNS	69	71
Rushing	33	26
Passing	33	38
Penalty	3	7
3rd Down: Made/Att	21/57	30/63
3rd Down Pct.	36.8	47.6
4th Down: Made/Att	3/4	2/3
4th Down Pct.	75.0	66.7
POSSESSION AVG.	27:58	32:02
TOTAL NET YARDS	1144	1095
Avg. Per Game	286.0	273.8
Total Plays	251	271
Avg. Per Play	4.6	4.0
NET YARDS RUSHING	539	541
Avg. Per Game	134.8	135.3
Total Rushes	121	135
NET YARDS PASSING	605	554
Avg. Per Game	151.3	138.5
Sacked/Yards Lost	10/71	13/103
Gross Yards	676	657
Att./Completions	120/65	123/61
Completion Pct.	54.2	49.6
Had Intercepted	4	7
PUNTS/AVERAGE	20/43.7	20/43.6
NET PUNTING AVG.	20/36.9	20/35.7
PENALTIES/YARDS	26/217	31/230
FUMBLES/BALL LOST	9/5	5/2
TOUCHDOWNS	8	8
Rushing	5	2
Passing	3	4
Returns	0	2

* SCORE BY PERIODS	Q1	Q2	Q3	Q4	OT	PTS
TEAM	20	34	19	7	0	80
OPPONENTS	9	22	20	29	0	80

* SCORING	TD	Ru	Pa	Rt	K	PAT	FG	S	PTS
Vinatieri	0	0	0	0	7/ 7	8/ 8	0	31	
Anderson	2	0	2	0			0	12	
Dillon	2	2	0	0			0	12	
Eckel	2	2	0	0			0	12	
Givens	1	0	1	0			0	6	
Pass	1	1	0	0			0	6	
Gould	0	0	0	0	1/ 1	0/ 0	0	1	
TEAM	8	5	3	0	8/ 8	8/ 8	0	80	
OPPONENTS	8	2	4	2	6/ 6	8/ 9	0	80	

2-Pt. Conversions: TEAM 0-0, OPPONENTS 1-2  
**SACKS:** Wright 3.5, Mallard 2.5, Chatham 2.0,  
 Gay 1.0, Hill 1.0, Hobbs 1.0, Steen 1.0,  
 Wilfork 1.0, TEAM 13.0, OPPONENTS 10.0

* RUSHING	No.	Yds	Avg	Long	TD
Pass	34	142	4.2	49	1
Chapman	29	130	4.5	28	0
Dillon	18	96	5.3	20	2
Eckel	20	80	4.0	17	2
Cassel	10	46	4.6	14	0
Faulk	6	32	5.3	10	0
Cobbs	3	9	3.0	5	0
Brady	1	4	4.0	4	0
TEAM	121	539	4.5	49	5
OPPONENTS	135	541	4.0	18	2

* RECEIVING	No.	Yds	Avg	Long	TD
Childress	6	66	11.0	23	0
Watson	6	49	8.2	18	0
Dwight	5	92	18.4	45	0
Anderson	4	58	14.5	29t	2
Weaver	4	45	11.3	13	0
Sam	4	41	10.3	20	0
Chapman	4	40	10.0	18	0
Pass	4	40	10.0	15	0
Baker	3	45	15.0	23	0
T. Brown	3	41	13.7	16	0
Givens	3	31	10.3	12t	1
Faulk	3	28	9.3	13	0
Terrell	3	21	7.0	9	0
Graham	3	18	6.0	8	0
B. Johnson	2	17	8.5	10	0
Fauria	2	13	6.5	7	0
Eckel	2	11	5.5	7	0
A. Davis LG	2	10	5.0	8	0
A. Davis TM	2	10	5.0	8	0
Jacobs	2	10	5.0	6	0
TEAM	65	676	10.4	45	3
OPPONENTS	61	657	10.8	46	4

* INTERCEPTIONS	No.	Yds	Avg	Long	TD
Samuel	2	29	14.5	29	0
Gay	2	2	1.0	2	0
Harrison	1	36	36.0	36	0
C. Scott	1	9	9.0	9	0
Sanders	1	0	0.0	0	0
TEAM	7	76	10.9	36	0
OPPONENTS	4	52	13.0	22t	1

* PUNTING	No.	Yds	Avg	Net	TB	In	Lg	B
Jo. Miller	18	795	44.2	38.2	1	3	68	0
Kopp	2	79	39.5	25.5	0	0	42	0
TEAM	20	874	43.7	37.0	1	3	68	0
OPPONENTS	20	871	43.6	35.7	4	6	56	0

* PUNT RETURNS	Ret	FC	Yds	Avg	Long	TD
Childress	5	1	22	4.4	9	0
Dwight	4	0	56	14.0	25	0
Poole	1	0	0	0.0	0	0
TEAM	10	1	78	7.8	25	0
OPPONENTS	13	2	115	8.8	18	0

* KICKOFF RETURNS	No.	Yds	Avg	Long	TD
Childress	7	171	24.4	34	0
Hobbs	7	188	26.9	53	0
A. Davis LG	2	43	21.5	23	0
A. Davis TM	1	20	20.0	20	0
Faulk	2	50	25.0	31	0
Pass	2	33	16.5	17	0
TEAM	19	462	24.3	53	0
OPPONENTS	20	494	24.7	48	0

* FIELD GOALS	1-19	20-29	30-39	40-49	50+
Vinatieri	0/ 0	2/ 2	3/ 3	3/ 3	0/0
TEAM	0/ 0	2/ 2	3/ 3	3/ 3	0/0
OPPONENTS	0/ 0	3/ 3	2/ 2	3/ 4	0/0
Vinatieri:	(48G,29G,42G)	(23G,32G)	(44G,38G)	(30G)	
TEAM:	(48G,29G,42G)	(23G,32G)	(44G,38G)	(30G)	
OPPONENTS:	(43N,43G,25G)	(23G,32G,39G)	(26G)		
	(47G,48G)				

* PASSING	Att	Cmp	Yds	Cmp%	Yds/Att	TD	TD%	Int	Int%	Long	Sack/Lost	Rating
Cassel	54	27	256	50.0	4.74	1	1.9	1	1.9	23	7/ 50	62.0
Brady	32	18	232	56.3	7.25	1	3.1	1	3.1	45	1/ 8	76.6
Flutie	24	15	144	62.5	6.00	1	4.2	1	4.2	29t	1/ 5	75.7
Davey	10	5	44	50.0	4.40	0	0.0	1	10.0	15	1/ 8	22.5
TEAM	120	65	676	54.2	5.63	3	2.5	4	3.3	45	10/ 71	65.1
OPPONENTS	123	61	657	49.6	5.34	4	3.3	7	5.7	46	13/ 103	52.8



THREE-TIME SUPER BOWL CHAMPIONS





# 2005 PRESEASON DEFENSIVE STATISTICS

DEFENSIVE STATISTICS											SP. TEAMS					FUMBLES - LOST (9-5)				
Name	TT	UT	A	S/ YL	Int/	Yds	PD	FF	FR		TT	UT	A	FF	FR	Own				
Ellis Hobbs	19	17	2	1.0	14.0	-	-	1	-	-	1	0	1	-	-	No.	Lost	Rec.	O.B.	
Marquise Hill	17	8	9	1.0	6.0	-	-	1	1	2	-	-	-	-	-	Matt Cassel	4	3	0	0
Mike Wright	16	11	5	3.5	30.0	-	-	-	-	-	2	2	0	-	-	Cedric Cobbs	1	1	0	0
Rodney Harrison	16	8	8	-	-	1	36	3	-	-	-	-	-	-	-	Tyrone Poole	1	1	0	0
Eric Alexander	14	11	3	-	-	-	-	3	-	-	2	2	0	-	-	Bam Childress	1	0	1	0
Tully Banta-Cain	12	10	2	-	-	-	-	-	-	-	1	1	0	-	-	Tom Brady	1	0	1	0
Rodney Bailey	12	9	3	-	-	-	-	-	-	-	-	-	-	-	-	Rodney Harrison	1	0	0	0
Chad Brown	12	8	4	-	-	-	-	-	1	-	1	0	1	-	-	Marquise Hill	0	0	1	0
Monty Beisel	12	7	5	-	-	-	-	-	-	-	-	-	-	-	-	Totals	9	5	3	0
Wesly Mallard	12	7	5	2.5	17.0	-	-	-	-	-	3	2	1	-	-					
James Sanders	12	5	7	-	-	1	0	1	-	-	-	-	-	-	-					
Grant Steen	11	5	6	1.0	7.0	-	-	-	-	-	-	-	-	-	-					
Guss Scott	10	5	5	-	-	-	-	-	-	-	1	1	0	-	-					
Chad Scott	9	8	1	-	-	1	9	2	-	-	5	4	1	-	-					
Larry Izzo	9	7	2	-	-	-	-	-	-	-	-	-	-	-	-					
Asante Samuel	8	7	1	-	-	2	29	3	-	-	1	0	1	-	-					
Don Davis	8	7	1	-	-	-	-	-	-	-	5	3	2	-	-					
Randall Gay	8	7	1	1.0	9.0	2	2	2	-	-	1	0	1	-	-					
Ray Ventrone	8	6	2	-	-	-	-	-	-	-	1	1	0	-	-					
Matt Chatham	7	5	2	2.0	12.0	-	-	-	-	-	3	2	1	-	-					
Vince Wilfork	6	5	1	1.0	8.0	-	-	-	-	-	1	1	0	-	-					
Rosevelt Colvin	6	4	2	-	-	-	-	1	-	-	-	-	-	-	-					
Willie McGinest	5	4	1	-	-	-	-	-	1	-	-	-	-	-	-					
Richard Seymour	5	1	4	-	-	-	-	-	-	-	3	3	0	-	-					
Dan Klecko	4	3	1	-	-	-	-	-	-	-	-	-	-	-	-					
Tyrone Poole	4	3	1	-	-	-	-	-	-	-	1	0	1	-	-					
Antuan Edwards	3	2	1	-	-	-	-	-	-	-	-	-	-	-	-					
Ty Warren	3	1	2	-	-	-	-	-	-	-	1	1	0	-	-					
Eugene Wilson	3	1	2	-	-	-	-	1	-	-	-	-	-	-	-					
Mike Vrabel	2	2	0	-	-	-	-	-	-	-	-	-	-	-	-					
Andre Torrey	2	1	1	-	-	-	-	-	-	-	1	0	1	-	-					
Tom Sverchek	2	1	1	-	-	-	-	-	-	-	-	-	-	-	-					
TEAM	1	1	0	-	-	-	-	-	-	-	-	-	-	-	-					
Jarvis Green	1	0	1	-	-	-	-	-	-	-	-	-	-	-	-					
Hank Poteat	1	0	1	-	-	-	-	1	-	-	-	-	-	-	-					
Kyle Eckel	0	0	0	-	-	-	-	-	-	-	-	-	-	-	-					
Robbie Gould	0	0	0	-	-	-	-	-	-	-	2	1	1	-	-					
Duane Starks	0	0	0	-	-	-	-	1	-	-	1	1	0	-	-					
Kory Chapman	0	0	0	-	-	-	-	-	-	-	1	0	1	-	-					
Totals	280	187	93	13.0	103.0	7	76	20	2	3	38	25	13	0	0					

BLOCKED KICKS			
	XP	FG	P
None			
Totals	0	0	0

MISC. OFFENSIVE STATS				
	Tkl	Ast	FF	FR
Kevin Faulk	2	0	0	0
Jed Weaver	1	1	0	0
Cedric Cobbs	1	0	0	0
Matt Cassel	1	0	0	1
Totals	5	1	0	1

BLOCKED KICKS		
XP	FG	P
None		
<b>Totals</b>	<b>0</b>	<b>0</b>

MISC. OFFENSIVE STATS				
	Tkl	Ast	FF	FR
Kevin Faulk	2	0	0	0
Jed Weaver	1	1	0	0
Cedric Cobbs	1	0	0	0
Matt Cassel	1	0	0	1
<b>Totals</b>	<b>5</b>	<b>1</b>	<b>0</b>	<b>1</b>

## LEGEND

TT- Total Tackles	PD- Pass Defensed
UT- Unassisted Tackles	FF- Forced Fumbles
A- Assists	FR- Fumbles Recovered
S/Yds- Sacks/Yards Lost	Tack. T.O. - Tackles off Turnovers
I/Ret.- Interceptions/Return Yards	O.B. - Out of Bounds



THREE-TIME SUPER BOWL CHAMPIONS





# HOW THE 2005 PATRIOTS WERE BUILT

<b>YEAR</b>	<b>DRAFTEES (27)</b>	<b>AS OF SEPTEMBER 5, 2005 VETERAN FREE AGENTS (15)</b>	<b>WAIVERS (1) / TRADES (3)</b>	<b>ROOKIE AND FIRST-YEAR FREE AGENTS (7)</b>
<b>1993</b>	Troy Brown (8)			
<b>1994</b>	Willie McGinest (1)			
<b>1995</b>				
<b>1996</b>				Adam Vinatieri (fa)
<b>1997</b>				
<b>1998</b>				
<b>1999</b>	Kevin Faulk (2)			
<b>2000</b>	Tom Brady (6b) Patrick Pass (7b)		Matt Chatham (fa) (cw-STL)	Lonie Paxton (fa)
<b>2001</b>	Richard Seymour (1) Matt Light (2)	Larry Izzo (fa) (MIA) Mike Vrabel (3) (PIT)		Tom Ashworth (fa) Stephen Neal (fa)
<b>2002</b>	Daniel Graham (1) Deion Branch (2) Jarvis Green (4b) David Givens (7b)	Christian Fauria (2) (SEA)		Russ Hochstein (5)
<b>2003</b>	Ty Warren (1) Eugene Wilson (2a) Bethel Johnson (2b) Dan Klecko (D4a) Asante Samuel (4b) Dan Koppen (5) Tully Banta-Cain (7b)	Rosevelt Colvin (4) (CHI) Don Davis (fa) (STL) Brandon Gorin (7) (SD) Rodney Harrison (5) (SD) Tyrone Poole (1) (DEN)		
<b>2004</b>	Vince Wilfork (1a) Benjamin Watson (1b) Marquise Hill (2) Guss Scott (3)	Josh Miller (fa) (PIT)	Corey Dillon (2) (tr-CIN)	Randall Gay (fa)
<b>2005</b>	Logan Mankins (1) Ellis Hobbs (3a) Nick Kaczur (3b) James Sanders (4) Matt Cassel (7a)	Monty Beisel (4) (KC) Chad Brown (2) (SEA) Tim Dwight (4) (SD) Doug Flutie (11) (SD) Wesly Mallard (6) (NYG) Chad Scott (1) (PIT)	Duane Starks (1) (tr-ARZ) Andre' Davis (2) (tr-CLV)	Mike Wright (fa)

## INJURED RESERVE (1)

Ryan Claridge (D5-05)

## RESERVE/PUP (1)

Tedy Bruschi (D3-96)

^ Restricted Free Agent

(#) - indicates round drafted

(fa) - indicates non-drafted free agents



THREE-TIME SUPER BOWL CHAMPIONS







# UNOFFICIAL 2005 DEPTH CHART

Unofficial depth chart compiled by Patriots Media Relations, Sept. 5, 2005

## OFFENSE

<b>WR:</b>	83 Deion Branch	80 Troy Brown	86 Tim Dwight
<b>LT:</b>	72 Matt Light	76 Brandon Gorin	
<b>LG:</b>	<u>70 Logan Mankins</u>	71 Russ Hochstein	
<b>C:</b>	67 Dan Koppen	71 Russ Hochstein	
<b>RG:</b>	61 Stephen Neal	71 Russ Hochstein	
<b>RT:</b>	68 Tom Ashworth	<u>77 Nick Kaczur</u>	
<b>TE:</b>	82 Daniel Graham	88 Christian Fauria	84 Benjamin Watson
<b>WR:</b>	87 David Givens	18 Andre' Davis	81 Bethel Johnson
<b>QB:</b>	12 Tom Brady	2 Doug Flutie	<u>16 Matt Cassel</u>
<b>RB:</b>	28 Corey Dillon	33 Kevin Faulk	
<b>FB:</b>	35 Patrick Pass		

## DEFENSE

<b>LE:</b>	94 Ty Warren	<u>99 Mike Wright</u>	
<b>NT:</b>	75 Vince Wilfork	90 Dan Klecko	
<b>RE:</b>	93 Richard Seymour	97 Jarvis Green	91 Marquise Hill
<b>LOLB:</b>	50 Mike Vrabel	48 Tully Banta-Cain	96 Wesly Mallard
<b>ILB:</b>	52 Monty Beisel	51 Don Davis	
<b>ILB:</b>	98 Chad Brown	53 Larry Izzo	58 Matt Chatham
<b>ROLB:</b>	59 Rosevelt Colvin	55 Willie McGinest	58 Matt Chatham
<b>LCB:</b>	21 Randall Gay	30 Chad Scott	23 Duane Starks
<b>RCB:</b>	22 Asante Samuel	38 Tyrone Poole	<u>27 Ellis Hobbs</u>
<b>FS:</b>	26 Eugene Wilson	29 Guss Scott	
<b>SS:</b>	37 Rodney Harrison	<u>36 James Sanders</u>	

## SPECIAL TEAMS

<b>K:</b>	4 Adam Vinatieri	8 Josh Miller	
<b>P:</b>	8 Josh Miller	4 Adam Vinatieri	
<b>H:</b>	8 Josh Miller	12 Tom Brady	
<b>PR:</b>	80 Troy Brown	86 Tim Dwight	
<b>KR:</b>	33 Kevin Faulk	35 Patrick Pass	<u>27 Ellis Hobbs</u>
<b>LS:</b>	66 Lonie Paxton	71 Russ Hochstein	

\*- Player on preseason Physically Unable To Perform List  
Rookie and first-year players are underlined



THREE-TIME SUPER BOWL CHAMPIONS





# 2005 ALPHABETICAL ROSTER

September 5, 2005

#	NAME	POS	HT	WT	BORN	YR	COLLEGE	H.S. HOMETOWN
68	Ashworth, Tom	T	6-6	305	10/10/77	4	Colorado	Englewood, Colo.
48	Banta-Cain, Tully	LB	6-2	250	08/28/80	3	California	Sunnyvale, Calif.
52	Beisel, Monty	LB	6-3	238	08/20/78	5	Kansas State	Douglass, Kan.
12	Brady, Tom	QB	6-4	225	08/03/77	6	Michigan	San Mateo, Calif.
83	Branch, Deion	WR	5-9	193	07/18/79	4	Louisville	Albany, Ga.
98	Brown, Chad	LB	6-2	245	07/12/70	13	Colorado	Altadena, Calif.
80	Brown, Troy	WR	5-10	196	07/02/71	13	Marshall	Blackville, S.C.
16	Cassel, Matt	QB	6-4	222	05/17/82	R	Southern California	Northridge, Calif.
58	Chatham, Matt	LB	6-4	250	06/28/77	6	South Dakota	Sioux City, Iowa
59	Colvin, Rosevelt	LB	6-3	250	09/05/77	7	Purdue	Indianapolis, Ind.
18	Davis, Andre'	WR	6-1	195	06/12/79	4	Virginia Tech	Niskayuna, N.Y.
51	Davis, Don	LB	6-1	235	12/17/72	10	Kansas	Olathe, Kan.
28	Dillon, Corey	RB	6-1	225	10/24/74	9	Washington	Seattle, Wash.
86	Dwight, Tim	WR	5-8	180	07/13/75	8	Iowa	Iowa City, Iowa
33	Faulk, Kevin	RB	5-8	202	06/05/76	7	Louisiana State	Carencro, La.
88	Fauria, Christian	TE	6-4	250	09/22/71	11	Colorado	Encino, Calif.
2	Flutie, Doug	QB	5-10	180	10/23/62	12	Boston College	Natick, Mass.
21	Gay, Randall	CB	5-11	186	05/05/82	2	Louisiana State	Brusly, La.
87	Givens, David	WR	6-0	215	08/16/80	4	Notre Dame	Humble, Texas
76	Gorin, Brandon	T	6-6	308	07/17/78	4	Purdue	Muncie, Ind.
82	Graham, Daniel	TE	6-3	257	11/16/78	4	Colorado	Denver, Colo.
97	Green, Jarvis	DL	6-3	290	01/12/79	4	Louisiana State	Donaldsonville, La.
37	Harrison, Rodney	S	6-1	220	12/15/72	12	Western Illinois	Chicago, Ill.
91	Hill, Marquise	DE	6-6	300	08/07/82	2	Louisiana State	New Orleans, La.
27	Hobbs, Ellis	CB	5-9	188	05/16/83	R	Iowa State	DeSoto, Texas
71	Hochstein, Russ	G	6-4	305	10/07/77	5	Nebraska	Hartington, Neb.
53	Izzo, Larry	LB	5-10	228	09/26/74	10	Rice	Houston, Texas
81	Johnson, Bethel	WR	5-11	200	02/11/79	3	Texas A&M	Corsicana, Texas
77	Kaczur, Nick	T	6-4	319	07/28/79	R	Toledo	Brantford, Ontario
90	Klecko, Dan	DL	5-11	275	01/12/81	3	Temple	Colts Neck, N.J.
67	Koppen, Dan	C	6-2	296	09/12/79	3	Boston College	Whitehall, Pa.
72	Light, Matt	T	6-4	305	06/23/78	5	Purdue	Greenville, Ohio
96	Mallard, Wesly	LB	6-1	230	11/21/78	4	Oregon	Columbus, Ga.
70	Mankins, Logan	OL	6-4	307	03/10/82	R	Fresno State	Catheys Valley, Calif.
55	McGinest, Willie	LB	6-5	270	12/11/71	12	Southern California	Long Beach, Calif.
8	Miller, Josh	P	6-4	225	07/14/70	10	Arizona	Rockaway, N.Y.
61	Neal, Stephen	G	6-4	305	10/09/76	4	Cal State-Bakersfield	San Diego, Calif.
35	Pass, Patrick	FB	5-10	217	12/31/77	6	Georgia	Tucker, Ga.
66	Paxton, Lonie	LS	6-2	260	03/13/78	6	Sacramento State	Corona, Calif.
38	Poole, Tyrone	CB	5-8	188	02/03/72	10	Fort Valley State	LaGrange, Ga.
22	Samuel, Asante	CB	5-10	185	01/06/81	3	Central Florida	Ft. Lauderdale, Fla.
36	Sanders, James	S	5-10	207	11/11/83	R	Fresno State	Porterville, Calif.
30	Scott, Chad	CB	6-1	202	09/06/74	9	Maryland	Capitol Heights, Md.
29	Scott, Guss	S	5-10	205	05/21/82	2	Florida	Jacksonville, Fla.
93	Seymour, Richard	DL	6-6	310	10/06/79	5	Georgia	Gadsden, S.C.
23	Starks, Duane	CB	5-10	174	05/23/74	8	Miami (Fla.)	Miami, Fla.
4	Vinatieri, Adam	K	6-0	202	12/28/72	10	South Dakota State	Rapid City, S.D.
50	Vrabel, Mike	LB	6-4	261	08/14/75	9	Ohio State	Akron, Ohio
94	Warren, Ty	DL	6-5	300	02/06/81	3	Texas A&M	Bryan, Texas
84	Watson, Benjamin	TE	6-3	253	12/18/80	2	Georgia	Rock Hill, S.C.
75	Wilfork, Vince	DL	6-2	325	11/04/81	2	Miami (Fla.)	Boynton Beach, Fla.
26	Wilson, Eugene	DB	5-10	195	08/17/80	3	Illinois	Merrillville, Ind.
99	Wright, Mike	DL	6-4	295	03/01/82	R	Cincinnati	Cincinnati, Ohio

## PRACTICE SQUAD

49	Alexander, Eric	LB	6-2	240	02/08/82	2	Louisiana State	Port Arthur, Texas
32	Chapman, Kory	RB	6-1	202	07/13/80	1	Jacksonville State	Batesville, Miss.
13	Childress, Bam	WR	5-10	185	03/31/82	R	Ohio State	Warrensville Heights, Ohio
60	Krug, Ryan	G	6-4	304	06/07/82	R	Connecticut	Pine Beach, N.J.
46	Newberry, Jared	LB	6-1	234	11/11/81	R	Stanford	Minneapolis, Minn.
41	Ventrone, Raymond	S	5-10	200	10/21/82	R	Villanova	Pittsburgh, Pa.
74	Yates, Billy	G	6-2	305	04/15/80	2	Texas A&M	Fort Worth, Texas

## HEAD COACH: BILL BELICHICK

**ASSISTANTS:** Joel Collier, Assistant Secondary; Brian Daboll, Wide Receivers; Ivan Fears, Running Backs; Pepper Johnson, Defensive Line; Eric Mangini, Defensive Coordinator; Pete Mangurian, Tight Ends; Josh McDaniels, Quarterbacks; Harold Nash, Assistant Strength and Conditioning; Matt Patricia, Assistant Offensive Line; Dean Pees, Linebackers; Dante Scarnecchia, Assistant Head Coach/Offensive Line; Brad Seely, Special Teams; Mike Woicik, Strength and Conditioning.



# 2005 NUMERICAL ROSTER

September 5, 2005

#	NAME	POS	HT	WT	AGE	YR	COLLEGE	HOW ACQ.	2004 P/S	Playoffs
2	Doug Flutie	QB	5-10	180	42	12	Boston College	FA (SD)-05	-/-/-	-/-/-
4	Adam Vinatieri	K	6-0	202	32	10	South Dakota State	FA-96	16/0/0/0	3/0/0/0
8	Josh Miller	P	6-4	225	35	10	Arizona	FA (PIT)-04	16/0/0/0	3/0/0/0
12	Tom Brady	QB	6-4	225	28	6	Michigan	D6b-00	16/16/0/0	3/3/0/0
16	Matt Cassel	QB	6-4	222	23	R	Southern California	D7a-05	-/-/-	-/-/-
18	Andre' Davis	WR	6-1	195	26	4	Virginia Tech	TR (CLV)-05	-/-/-	-/-/-
21	Randall Gay	CB	5-11	186	23	2	Louisiana State	FA-04	15/9/0/1	3/3/0/0
22	Asante Samuel	CB	5-10	185	24	3	Central Florida	D4b-03	13/8/1/2	3/3/0/0
23	Duane Starks	CB	5-10	174	31	8	Miami (Fla.)	TR (ARZ)-05	-/-/-	-/-/-
26	Eugene Wilson	DB	5-10	195	25	3	Illinois	D2a-03	15/14/0/1	3/3/0/0
27	Ellis Hobbs	CB	5-9	188	22	R	Iowa State	D3a-05	-/-/-	-/-/-
28	Corey Dillon	RB	6-1	225	30	9	Washington	TR (CIN)-04	15/14/0/1	3/3/0/0
29	Guss Scott	S	5-10	205	23	2	Florida	D3-04	0/0/0/0	0/0/0/0
30	Chad Scott	CB	6-1	202	31	9	Maryland	FA (PIT)-05	-/-/-	-/-/-
33	Kevin Faulk	RB	5-8	202	29	7	Louisiana State	D2-99	11/1/0/5	3/0/0/0
35	Patrick Pass	FB	5-10	217	27	6	Georgia	D7b-00	14/4/0/2	3/1/0/0
36	James Sanders	S	5-10	207	21	R	Fresno State	D4-05	-/-/-	-/-/-
37	Rodney Harrison	S	6-1	220	32	12	Western Illinois	FA (SD)-03	16/16/0/0	3/3/0/0
38	Tyrone Poole	CB	5-8	188	33	10	Fort Valley State	UFA (DEN)-03	5/4/0/8	0/0/0/0
48	Tully Banta-Cain	LB	6-2	250	25	3	California	D7b-03	16/0/0/0	3/0/0/0
50	Mike Vrabel	LB	6-4	261	30	9	Ohio State	UFA (PIT)-01	16/15/0/0	3/3/0/0
51	Don Davis	LB	6-1	235	32	10	Kansas	UFA (STL)-03	16/2/0/0	3/0/0/0
52	Monty Beisel	LB	6-3	238	27	5	Kansas State	UFA (KC)-05	-/-/-	-/-/-
53	Larry Izzo	LB	5-10	228	30	10	Rice	UFA (MIA)-01	16/0/0/0	3/0/0/0
55	Willie McGinest	LB	6-5	270	33	12	Southern California	D1-94	16/16/0/0	3/3/0/0
58	Matt Chatham	LB	6-4	250	27	6	South Dakota	CW-00	5/0/0/6	3/0/0/0
59	Rosevelt Colvin	LB	6-3	250	28	7	Purdue	UFA (CHI)-03	16/1/0/0	3/1/0/0
61	Stephen Neal	G	6-4	305	28	4	Cal State-Bakersfield	FA-01	16/14/0/0	3/3/0/0
66	Lonie Paxton	LS	6-2	260	27	6	Sacramento State	FA-00	16/0/0/0	3/0/0/0
67	Dan Koppen	C	6-2	296	25	3	Boston College	D5-03	16/16/0/0	3/3/0/0
68	Tom Ashworth	T	6-6	305	27	4	Colorado	FA-01	6/6/0/1	0/0/0/0
70	Logan Mankins	OL	6-4	307	23	R	Fresno State	D1-05	-/-/-	-/-/-
71	Russ Hochstein	G	6-4	305	27	5	Nebraska	FA-03	16/2/0/0	3/1/0/0
72	Matt Light	T	6-4	305	27	5	Purdue	D2-01	16/16/0/0	3/3/0/0
75	Vince Wilfork	DL	6-2	325	24	2	Miami (Fla.)	D1a-04	16/6/0/0	3/1/0/0
76	Brandon Gorin	T	6-6	308	27	4	Purdue	FA-03	14/10/0/2	3/3/0/0
77	Nick Kaczur	T	6-4	319	26	R	Toledo	D3b-05	-/-/-	-/-/-
80	Troy Brown	WR	5-10	196	34	13	Marshall	D8-93	12/0/0/4	3/1/0/0
81	Bethel Johnson	WR	5-11	200	25	3	Texas A&M	D2b-03	13/1/0/3	3/0/0/0
82	Daniel Graham	TE	6-3	257	25	4	Colorado	D1-02	14/14/0/2	3/2/0/0
83	Deion Branch	WR	5-9	193	26	4	Louisville	D2-02	9/9/0/7	3/3/0/0
84	Benjamin Watson	TE	6-3	253	29	2	Georgia	D1b-04	1/1/0/1	0/0/0/0
86	Tim Dwight	WR	5-8	180	30	8	Iowa	FA-05	-/-/-	-/-/-
87	David Givens	WR	6-0	215	25	4	Notre Dame	D7b-02	15/12/0/1	3/3/0/0
88	Christian Fauria	TE	6-4	250	33	11	Colorado	UFA (SEA)-02	16/10/0/0	3/2/0/0
90	Dan Klecko	DL	5-11	275	24	3	Temple	D4a-03	6/2/0/0	0/0/0/0
91	Marquise Hill	DE	6-6	300	23	2	Louisiana State	D2-04	1/0/2/13	0/0/1/2
93	Richard Seymour	DL	6-6	310	25	5	Georgia	D1-01	15/15/0/1	1/0/0/2
94	Ty Warren	DL	6-5	300	24	3	Texas A&M	D1-03	16/16/0/0	3/2/0/0
96	Wesly Mallard	LB	6-1	230	26	4	Oregon	FA (NYG)-05	-/-/-	-/-/-
97	Jarvis Green	DL	6-3	290	26	4	Louisiana State	D4b-02	16/1/0/0	3/3/0/0
98	Chad Brown	LB	6-2	245	35	13	Colorado	FA (SEA)-05	-/-/-	-/-/-
99	Mike Wright	DL	6-4	295	23	R	Cincinnati	FA-05	-/-/-	-/-/-

## RESERVE / PHYSICALLY UNABLE TO PERFORM

54	Tedy Bruschi	LB	6-1	247	32	10	Arizona	D3-96	16/16/0/0	3/3/0/0
----	--------------	----	-----	-----	----	----	---------	-------	-----------	---------

## RESERVE / INJURED

47	Ryan Claridge	LB	6-2	254	24	R	Nevada-Las Vegas	D5-05	-/-/-	-/-/-
----	---------------	----	-----	-----	----	---	------------------	-------	-------	-------

## HEAD COACH: BILL BELICHICK

**ASSISTANTS:** Joel Collier, Assistant Secondary; Brian Daboll, Wide Receivers; Ivan Fears, Running Backs; Pepper Johnson, Defensive Line; Eric Mangini, Defensive Coordinator; Pete Mangurian, Tight Ends; Josh McDaniels, Quarterbacks; Harold Nash, Assistant Strength and Conditioning; Matt Patricia, Assistant Offensive Line; Dean Pees, Linebackers; Dante Scarnecchia, Assistant Head Coach/Offensive Line; Brad Seely, Special Teams; Mike Woicik, Strength and Conditioning.

Ages as of September 8, 2005



# 2005 ROSTER BY POSITION

September 5, 2005

#	NAME	POS	HT	WT	BORN	YR	COLLEGE	H.S. HOMETOWN
<b>DEFENSIVE LINE (7)</b>								
97	Green, Jarvis	DL	6-3	290	01/12/79	4	Louisiana State	Donaldsonville, La.
91	Hill, Marquise	DE	6-6	300	08/07/82	2	Louisiana State	New Orleans, La.
90	Klecko, Dan	DL	5-11	275	01/12/81	3	Temple	Colts Neck, N.J.
93	Seymour, Richard	DL	6-6	310	10/06/79	5	Georgia	Gadsden, S.C.
94	Warren, Ty	DL	6-5	300	02/06/81	3	Texas A&M	Bryan, Texas
75	Wilfork, Vince	DL	6-2	325	11/04/81	2	Miami (Fla.)	Boynton Beach, Fla.
99	Wright, Mike	DL	6-4	295	03/01/82	R	Cincinnati	Cincinnati, Ohio
<b>LINEBACKER (10)</b>								
48	Banta-Cain, Tully	LB	6-2	250	08/28/80	3	California	Sunnyvale, Calif.
52	Beisel, Monty	LB	6-3	238	08/20/78	5	Kansas State	Douglas, Kansas
98	Brown, Chad	LB	6-2	245	07/12/70	13	Colorado	Altadena, Calif.
58	Chatham, Matt	LB	6-4	250	06/28/77	6	South Dakota	Sioux City, Iowa
59	Colvin, Rosevelt	LB	6-3	250	09/05/77	7	Purdue	Indianapolis, Ind.
51	Davis, Don	LB	6-1	235	12/17/72	10	Kansas	Olathe, Kan.
53	Izzo, Larry	LB	5-10	228	09/26/74	10	Rice	Houston, Texas
96	Mallard, Wesly	LB	6-1	230	11/21/78	4	Oregon	Columbus, Ga.
55	McGinest, Willie	LB	6-5	270	12/11/71	12	Southern California	Long Beach, Calif.
50	Vrabel, Mike	LB	6-4	261	08/14/75	9	Ohio State	Akron, Ohio
<b>CORNERBACK (6)</b>								
21	Gay, Randall	CB	5-11	186	05/05/82	2	Louisiana State	Brusly, La.
27	Hobbs, Ellis	CB	5-9	188	05/16/83	R	Iowa State	DeSoto, Texas
38	Poole, Tyrone	CB	5-8	188	02/03/72	10	Fort Valley State	LaGrange, Ga.
22	Samuel, Asante	CB	5-10	185	01/06/81	3	Central Florida	Ft. Lauderdale, Fla.
30	Scott, Chad	CB	6-1	202	09/06/74	9	Maryland	Capitol Heights, Md.
23	Starks, Duane	CB	5-10	174	05/23/74	8	Miami (Fla.)	Miami, Fla.
<b>SAFETY (4)</b>								
37	Harrison, Rodney	S	6-1	220	12/15/72	12	Western Illinois	Chicago, Ill.
36	Sanders, James	S	5-10	207	11/11/83	R	Fresno State	Porterville, Calif.
29	Scott, Guss	S	5-10	205	05/21/82	2	Florida	Jacksonville, Fla.
26	Wilson, Eugene	DB	5-10	195	08/17/80	3	Illinois	Merrillville, Ind.
<b>OFFENSIVE LINE (8)</b>								
68	Ashworth, Tom	T	6-6	305	10/10/77	4	Colorado	Englewood, Colo.
76	Gorin, Brandon	T	6-6	308	07/17/78	4	Purdue	Muncie, Ind.
71	Hochstein, Russ	G	6-4	305	10/07/77	5	Nebraska	Hartington, Neb.
77	Kaczur, Nick	T	6-4	319	07/28/79	R	Toledo	Brantford, Ontario
67	Koppen, Dan	C	6-2	296	09/12/79	3	Boston College	Whitehall, Pa.
72	Light, Matt	T	6-4	305	06/23/78	5	Purdue	Greenville, Ohio
70	Mankins, Logan	OL	6-4	307	03/10/82	R	Fresno State	Catheys Valley, Calif.
61	Neal, Stephen	G	6-4	305	10/09/76	4	Cal State-Bakersfield	San Diego, Calif.
<b>QUARTERBACK (3)</b>								
12	Brady, Tom	QB	6-4	225	08/03/77	6	Michigan	San Mateo, Calif.
16	Cassel, Matt	QB	6-4	222	05/17/82	R	Southern California	Northridge, Calif.
2	Flutie, Doug	QB	5-10	180	10/23/62	12	Boston College	Natick, Mass.
<b>WIDE RECEIVER (6)</b>								
83	Branch, Deion	WR	5-9	193	07/18/79	4	Louisville	Albany, Ga.
80	Brown, Troy	WR	5-10	196	07/02/71	13	Marshall	Blackville, S.C.
18	Davis, Andre'	WR	6-1	195	06/12/79	4	Virginia Tech	Niskayuna, N.Y.
86	Dwight, Tim	WR	5-8	180	07/13/75	8	Iowa	Iowa City, Iowa
87	Givens, David	WR	6-0	215	08/16/80	4	Notre Dame	Humble, Texas
81	Johnson, Bethel	WR	5-11	200	02/11/79	3	Texas A&M	Corsicana, Texas
<b>RUNNING BACK (2)</b>								
28	Dillon, Corey	RB	6-1	225	10/24/74	9	Washington	Seattle, Wash.
33	Faulk, Kevin	RB	5-8	202	06/05/76	7	Louisiana State	Carencro, La.
<b>FULLBACK (1)</b>								
35	Pass, Patrick	FB	5-10	217	12/31/77	6	Georgia	Tucker, Ga.
<b>TIGHT END (3)</b>								
88	Fauria, Christian	TE	6-4	250	09/22/71	11	Colorado	Encino, Calif.
82	Graham, Daniel	TE	6-3	257	11/16/78	4	Colorado	Denver, Colo.
84	Watson, Benjamin	TE	6-3	253	12/18/80	2	Georgia	Rock Hill, S.C.
<b>SPECIALISTS (3)</b>								
8	Miller, Josh	P	6-4	225	07/14/70	10	Arizona	Rockaway, N.Y.
66	Paxton, Lonie	LS	6-2	260	03/13/78	6	Sacramento State	Corona, Calif.
4	Vinatieri, Adam	K	6-0	202	12/28/72	10	South Dakota State	Rapid City, S.D.
<b>RESERVE / PHYSICALLY UNABLE TO PERFORM (1)</b>								
54	Bruschi, Tedy	LB	6-1	247	06/09/73	10	Arizona	Roseville, Calif.
<b>RESERVE/INJURED (1)</b>								
47	Claridge, Ryan	LB	6-2	254	04/12/81	R	Nevada-Las Vegas	Almont, Mich.





# PATRIOTS IN CONTEXT

## THREE NFL TITLES OVER A FOUR-YEAR SPAN

Team	Era	Champ. Seasons
<b>New England Patriots</b>	<b>2001-Present</b>	<b>2001, 2003, 2004</b>
Dallas Cowboys	1992-1995	1992, 1993, 1995
Green Bay Packers	1965-1967	1965, 1966, 1967
Chicago Bears	1940-1943	1940, 1941, 1943
Green Bay Packers	1929-1931	1929, 1930, 1931

**NOTE:** NFL Champions have been determined as follows – First-place team in the final standings (1920-32); Winner of the NFL championship game (1933-65); Winner of the Super Bowl (1966-present).

## BACK-TO-BACK SUPER BOWL CHAMPIONS

Team	Seasons	Championship Game Results
NE	2003-2004	Def. Carolina in Super Bowl XXXVIII, 32-29 Def. Philadelphia in Super Bowl XXXIX, 24-21 Def. Green Bay in Super Bowl XXXII, 31-24
DEN	1997-1998	Def. Atlanta in Super Bowl XXXIII, 34-19 Def. Buffalo in Super Bowl XXVII, 52-17
DAL	1992-1993	Def. Buffalo in Super Bowl XXVII, 30-13 Def. Cincinnati in Super Bowl XXIII, 20-16
SF	1988-1989	Def. Denver in Super Bowl XXIV, 55-10 Def. Dallas in Super Bowl XIII, 35-31
PIT	1978-1979	Def. L.A. Rams in Super Bowl XIV, 31-19 Def. Minnesota in Super Bowl IX, 16-6
PIT	1974-1975	Def. Dallas in Super Bowl X, 21-17 Def. Washington in Super Bowl VII, 14-7
MIA	1972-1973	Def. Minnesota in Super Bowl VIII, 24-7 Def. Kansas City in Super Bowl I, 35-10
GB	1966-1967	Def. Oakland in Super Bowl II, 33-14

**NOTE:** There were eight back-to-back NFL champions in the pre-Super Bowl Era (1920-1965). In addition to those eight occurrences, Green Bay won three titles in a row from 1929-1931 and also won three consecutive titles from 1965-1967 (including the 1965 NFL championship game and the first two Super Bowls in 1966 and 1967). No team has won three consecutive Super Bowls.

## ALL-TIME SUPER BOWL VICTORIES

Team	Titles	Championship Seasons
Dallas Cowboys.....	5	1971, 1977, 1992, 1993, 1995
San Francisco 49ers .....	5	1981, 1984, 1988, 1989, 1994
Pittsburgh Steelers .....	4	1974, 1975, 1978, 1979
<b>New England Patriots .....</b>	<b>3</b>	<b>2001, 2003, 2004</b>
Green Bay Packers .....	3	1966, 1967, 1996
Washington Redskins .....	3	1982, 1987, 1991
Oakland/L.A. Raiders.....	3	1976, 1980, 1983
Denver Broncos .....	2	1997, 1998
New York Giants .....	2	1986, 1990
Miami Dolphins .....	2	1972, 1973

**NOTE:** Teams are sorted by most recent championship season

## PRO FOOTBALL'S LONGEST WINNING STREAKS

Includes postseason games

Wins	Team	Years	League
<b>21.....</b>	<b>New England Patriots.....</b>	<b>2003-04.....</b>	<b>NFL</b>
18.....	Denver Broncos.....	1997-98 .....	NFL
18.....	San Francisco 49ers.....	1989-90 .....	NFL
18.....	Miami Dolphins .....	1972-73 .....	NFL
18.....	Cleveland Browns .....	1947-48 .....	AAFC
18.....	Chicago Bears .....	1941-42 .....	NFL
18.....	Chicago Bears .....	1933-34 .....	NFL
17.....	Oakland Raiders .....	1976-77 .....	NFL

Includes teams from the NFL (1920-Present), All American Football Conference (1946-49) and American Football League (1960-69).

## NFL'S ALL-TIME BEST SINGLE-SEASON RECORDS

(Regular-season and postseason only)

Year	Team	Total	Reg	Post
1985	Bears	18-1	15-1	3-0
1984	49ers	18-1	15-1	3-0
1972	Dolphins	17-0	14-0	3-0
<b>2004</b>	<b>Patriots</b>	<b>17-2</b>	<b>14-2</b>	<b>3-0</b>
<b>2003</b>	<b>Patriots</b>	<b>17-2</b>	<b>14-2</b>	<b>3-0</b>
1998	Broncos	17-2	14-2	3-0
1991	Redskins	17-2	14-2	3-0
1989	49ers	17-2	14-2	3-0
1986	Giants	17-2	14-2	3-0
1978	Steelers	17-2	14-2	3-0

## CLOSEST SUPER BOWL GAMES

Season	Game	Winner	Loser	Score	Margin
1990	XXV	NYG	BUF	20-19	1
<b>2004</b>	<b>XXXIX</b>	<b>NE</b>	<b>PHI</b>	<b>24-21</b>	<b>3</b>
<b>2003</b>	<b>XXXVIII</b>	<b>NE</b>	<b>CAR</b>	<b>32-29</b>	<b>3</b>
<b>2001</b>	<b>XXXVI</b>	<b>NE</b>	<b>STL (Rams)</b>	<b>20-17</b>	<b>3</b>
1970	V	BAL (Colts)	DAL	16-13	3
1988	XXIII	SF	CIN	20-16	4
1978	XIII	PIT	DAL	35-31	4
1975	X	PIT	DAL	21-17	4

## MOST VICTORIES IN A TWO-YEAR SPAN

Including regular-season and playoff games

Team	Wins	Seasons	Year 1	Year 2	Record	Pct.
<b>NE</b>	<b>34</b>	<b>2003-2004</b>	<b>17-2</b>	<b>17-2</b>	<b>34-4</b>	<b>.895</b>
DEN	33	1997-1998	16-4	17-2	33-6	.846
MIA	32	1972-1973	17-0	15-2	32-2	.941
CHI	32	1985-1986	18-1	14-3	32-4	.889
SF	32	1989-1990	17-2	15-3	32-5	.865
PIT	32	1978-1979	17-2	15-4	32-6	.842

## ALL-TIME NFL POSTSEASON STANDINGS

(Minimum 10 Postseason Games, Since 1920)

Team	W	L	Pct.
Green Bay Packers .....	24.....	14.....	.632
<b>New England Patriots .....</b>	<b>16.....</b>	<b>10.....</b>	<b>.615</b>
San Francisco 49ers .....	25.....	17.....	.595
Washington Redskins.....	22.....	15.....	.595
Dallas Cowboys.....	32.....	22.....	.593

## NFL'S LONGEST POSTSEASON WINNING STREAKS

Team	Consec. Wins	Seasons
<b>New England Patriots .....</b>	<b>9 .....</b>	<b>2001, 2003-04</b>
Green Bay Packers .....	9 .....	1961-62, 1965-67
Denver Broncos.....	7 .....	1997-98
Dallas Cowboys.....	7 .....	1992-94
San Francisco 49ers .....	7 .....	1988-90
Pittsburgh Steelers .....	7 .....	1974-76

## ALL-TIME SUPER BOWL APPEARANCES

(Since 1966)

Team	Conference	No.
Dallas Cowboys.....	N .....	8
Denver Broncos.....	A .....	6
<b>New England Patriots .....</b>	<b>A .....</b>	<b>5</b>
Miami Dolphins .....	A .....	5
Pittsburgh Steelers .....	A .....	5
Oakland/L.A. Raiders .....	A .....	5
San Francisco 49ers .....	N .....	5
Washington Redskins.....	N .....	5

## SUPER BOWL APPEARANCES IN LAST 20 YRS

(Since 1985)

Team	Conference	No.
<b>New England Patriots .....</b>	<b>A .....</b>	<b>5</b>
Denver Broncos.....	A .....	5
Buffalo Bills.....	A .....	4
Dallas Cowboys.....	N .....	3
New York Giants .....	N .....	3
San Francisco 49ers .....	N .....	3

## SUPER BOWL APPEARANCES IN LAST 10 YRS

(Since 1995)

Team	Conference	No.
<b>New England Patriots .....</b>	<b>A .....</b>	<b>4</b>
Denver Broncos.....	A .....	2
Green Bay Packers .....	N .....	2
St. Louis Rams .....	N .....	2



THREE-TIME SUPER BOWL CHAMPIONS





# INSIDE THE NUMBERS

## CONSECUTIVE STREAKS

**62**

Consecutive games in which Tom Brady has started at quarterback.

**57**

Consecutive games in which Matt Light has started at left tackle.

**24**

Consecutive victories when producing a positive turnover differential.

**18**

Consecutive games in which the Patriots have scored in the second quarter.

**17**

Consecutive victories at Gillette Stadium (20 games including playoffs).

**7**

Consecutive overtime wins (8 games including playoffs).

**243**

Consecutive Patriots games televised locally, including preseason, regular-season and postseason games.

**117**

Consecutive sellouts in Foxborough, including preseason, regular-season and postseason games.

**NOTE: All of the above streaks include regular-season games only, unless noted.**

## STARTING THE SEASON

**3**

The number of times in the last four years that the Patriots have opened the season at Gillette Stadium by raising a championship banner in a prime-time, nationally-televised game.

**8-2**

The Patriots' record in their last 10 home openers, including three straight wins dating back to 2002.

**1971**

The last time the Patriots opened the season against the Raiders. The Patriots won 20-6 in the first regular-season game at Schaefer Stadium in Foxborough on Sept. 18, 1971.

**2-3**

The Patriots' record in season-opening games since Bill Belichick became head coach in 2000.

## SETTING THE TONE

**6**

The number of points the Patriots allowed on their opponent's first offensive possession in 2004, a mark that led the NFL.

**50**

The number of points the Patriots scored on their first offensive possession in 2004, ranking third in the NFL in that category.

**51**

The number of points the Patriots scored on their first offensive possession of the second half in 2004, a number that ranked second in the NFL.

**42.1**

The percentage of drives on which the Patriots scored points in 2004, ranking second in the NFL.

**24.0**

The percentage of Patriots opponents' drives on which they scored in 2004, the second lowest such figure in the NFL.

**7**

The number of takeaways the 2004 Patriots recorded in the red zone, a figure that tied for the NFL lead.

**2.07**

The number of yards the Patriots allowed per play in the red zone in 2004, a mark that led the NFL.

## THE KRAFT ERA

**85-36**

The Patriots' record at home since 1994, including preseason, regular-season and postseason games.

**24-3**

The Patriots' record at Gillette Stadium, including regular-season and postseason games (.889 win pct).

**127-69**

The Patriots' record in preseason, regular-season and postseason games since 1996 (.648 win pct).

**91-53**

The Patriots' regular-season record since 1996 (.632 win pct).

**12-3**

The Patriots' postseason record since 1996 (.800 win pct).

## THE BELICHICK ERA

**62-27**

Bill Belichick's overall record as head coach of the Patriots, including the regular season and the playoffs.

**31-1**

Belichick's record with New England when his team scores 25 points or more.

**47-3**

Belichick's record with New England when his team scores 21 points or more.

## 2005 MILESTONES

**1**

The number of victories needed by Head Coach Bill Belichick to reach 100 total victories in his career, including regular season and playoff games.

**3**

The number of touchdown passes needed by Tom Brady to reach 100 career regular-season touchdowns. He can become the fourth Patriots passer to achieve the feat, joining Steve Grogan (182), Drew Bledsoe (166) and Vito "Babe" Parilli (132).

**304**

The number of rushing yards needed by Corey Dillon to reach 10,000 yards for his career. Dillon would become the 18th player in NFL history to reach the milestone and the first to do so as a Patriot.

**73**

The number of points needed by kicker Adam Vinatieri to become the Patriots' all-time leading scorer. He enters 2005 with 1,058 points. Gino Cappelletti (1960-70) holds the franchise record with 1,130 points.

**1**

The number of sacks needed by Willie McGinest to claim third place on the Patriots' all-time sacks list. He enters 2005 with 72.0 career sacks, trailing Tony McGee (72.5) by 0.5 sacks.

**8**

The number of sacks McGinest needs to pass Julius Adams (79.5 sacks) for second place on the team's all-time sacks list.

**181**

The number of receiving yards needed by Kevin Faulk to reach 2,000 for his career. He could become just the third running back in Patriots history to achieve the milestone (Larry Garron, 2,502 and Tony Collins, 2,356).

**6**

The number of receptions Faulk needs to break into the Patriots' top 10 list for career receptions.

**7**

The number of receptions Faulk needs to pass Sam Cunningham (210) for second place all-time among Patriots running backs. He would trail only Tony Collins (261).



THREE-TIME SUPER BOWL CHAMPIONS

