

NEW ENGLAND PATRIOTS PRESS RELEASE



SUPER BOWL CHAMPIONS
XXXVI, XXXVIII & XXXIX



Gillette Stadium ★ One Patriot Place ★ Foxborough, MA 02035 ★ 508.384.9105 ★ Fax: 508.543.9053 ★ www.patriots.com ★ <http://media.patriots.com>

PATRIOTS AND PANTHERS SQUARE OFF IN WEEK TWO

MEDIA SCHEDULE

TUESDAY, SEPTEMBER 13

No Media Availability

WEDNESDAY, SEPTEMBER 14

10:45 – 11:10 a.m. Coach Belichick Press Conf.

(in Media Workroom)

11:10 – 11:55 a.m. Open Locker Room

11:40 – 11:55 a.m. Tom Brady Media Availability

Approx. 12:45 p.m. Media Availability at Practice

1:15 p.m. Panthers Player Conf. Call

1:30 p.m. John Fox Conference Call

THURSDAY, SEPTEMBER 15

10:45 – 11:10 a.m. Coach Belichick Press Conf.

(in Media Workroom)

11:10 – 11:55 a.m. Open Locker Room

Approx. 12:45 p.m. Media Availability at Practice

FRIDAY, SEPTEMBER 16

10:30 – 11:00 a.m. Coach Belichick Press Conf.

(in Media Workroom)

11:00 – 11:45 a.m. Open Locker Room

Approx. 12:00 p.m. Media Availability at Practice

SATURDAY, SEPTEMBER 17

Travel to Charlotte – No Media Availability

SUNDAY, SEPTEMBER 18

1:00 p.m. Patriots at Carolina Panthers

2005 PATRIOTS SCHEDULE

Thurs., Sept. 8	Oakland	W	30-20
Sun., Sept. 18	at Carolina	1:00	CBS
Sun., Sept. 25	at Pittsburgh	4:15	CBS
Sun., Oct. 2	San Diego	1:00	CBS
Sun., Oct. 9	at Atlanta	1:00	CBS
Sun., Oct. 16	at Denver	4:15	CBS
Sun., Oct. 23	BYE WEEK		
Sun., Oct. 30	Buffalo	8:30	ESPN
Mon., Nov. 7	Indianapolis	9:00	ABC
Sun., Nov. 13	at Miami	1:00	CBS
Sun., Nov. 20	New Orleans	1:00	Fox
Sun., Nov. 27	at Kansas City	1:00	CBS
Sun., Dec. 4	N.Y. Jets	4:15	CBS
Sun., Dec. 11	at Buffalo	1:00	CBS
Sat., Dec. 17	Tampa Bay	1:30	Fox
Mon., Dec. 26	at N.Y. Jets	9:00	ABC
Sun., Jan. 1	Miami	1:00	CBS

AFC EAST STANDINGS

Teams	W	L	T	Pct.	PF	PA
Buffalo Bills	1	0	0	1.000	22	7
Miami Dolphins	1	0	0	1.000	34	10
NEW ENGLAND	1	0	0	1.000	30	20
New York Jets	0	1	0	.000	7	27

NEW ENGLAND PATRIOTS (1-0) at CAROLINA PANTHERS (0-1)

Sunday, Sept. 18, 2005 ★ Bank of America Stadium (73,366) ★ 1:00 p.m. EDT

The New England Patriots will travel to Charlotte, N.C. this week to face off against the Carolina Panthers in a Week Two inter-conference battle. The Patriots and Panthers will play for the first time since their classic encounter in Super Bowl XXXVIII and for just the third time ever in regular-season play. New England will look to build momentum from its season-opening victory over the Oakland Raiders last week, but faces a tall order on the road against one of the NFC's preseason favorites. The Patriots have won five of their last six road games dating back to last season and this week's game is the first of two away matchups against teams with Super Bowl aspirations. After Carolina, New England's next stop is Pittsburgh, where it will face the Steelers in a rematch of last year's AFC title game.

SCORING CHANGE

The Elias Sports Bureau has made a scoring change to last week's game against Oakland. The third-quarter play for which Vince Wilfork was credited with an interception has been changed to a 13-yard sack by Jarvis Green, a fumble by Kerry Collins (forced by Green) and a fumble recovery by Wilfork at the Oakland 20-yard line. The play came at a key juncture in what was then a 17-14 game, setting up an 8-yard Corey Dillon touchdown that allowed the Patriots to open up a 23-14 lead. This is the second straight year in which Wilfork has been credited with a key fumble recovery in the season opener. On Sept. 9, 2004, he recovered an Indianapolis fumble at the Patriots' 1-yard line with 3:43 left in New England's 27-24 win.

BROADCAST INFORMATION

TELEVISION: This week's game will be televised to a regional audience by CBS and can be seen in Boston on WBZ Channel 4. **Dick Enberg** will handle play-by-play duties and will be joined by analyst **Dan Dierdorf**. **Armen Keteyian** will provide sideline reports throughout the game.

RADIO: WBCN 104.1 FM is the flagship station for the Patriots Rock Radio Network. A complete listing of the network's 34 stations can be found in this press release. Play-by-play broadcaster **Gil Santos** begins his 28th season as the voice of the Patriots and will call the action along with Patriots Hall of Famer **Gino Cappelletti**. Santos and Cappelletti are celebrating their 21st season as a broadcast tandem.

NATIONAL RADIO: This week's game will be broadcast nationally by Sports USA Radio. **Eli Gold** will provide the play-by-play and **Terry Donahue** will offer analysis. **Ari Wolfe** will report from the sidelines.

THE RATING GAME

The Patriots' 30-20 victory over the Raiders last week attracted 18 million viewers nationally, posting a solid 11.7 rating on ABC. The game attracted the highest rating of any show last Thursday night, which is traditionally one of the biggest TV nights of the week.

PATRIOTS MEDIA WEB SITE

The Patriots' media-only Web site, located at <http://media.patriots.com>, will be updated for registered users throughout the season with all the latest media information, schedules, rosters and press releases. In addition to up-to-date information, the site's archives allow access to all of the Patriots media materials dating back to the 2002 season. The media site will also serve as the team's primary credentialing system in 2005.



THREE-TIME SUPER BOWL CHAMPIONS






THIS WEEK: PATRIOTS VS. PANTHERS

SERIES HISTORY

The Patriots and Panthers will meet for just the third time in the regular season and will tangle for the first time since their classic battle in Super Bowl XXXVIII. The two teams produced a game that is widely believed to be among the most entertaining Super Bowls ever played, as the Panthers took a fourth-quarter lead but the Patriots came up with a game-winning field goal to clinch the see-saw battle in the final seconds. The last time the clubs faced off in the regular season was in the 2001 season finale, when the Patriots scored touchdowns on offense, defense and special teams in a 38-6 victory in Charlotte. The series dates back to 1995, when the Panthers claimed a 20-17 win at Foxboro Stadium in their inaugural season. The two teams have also played five times in the preseason, with the Patriots holding a 3-2 lead in those games. The most recent exhibition matchup came in 2004, when Carolina claimed a 20-17 win at Bank of America Stadium. The two teams also played preseason games each season from 1999-2002.



Regular Season – New England 1, Carolina 1

Date	Result	Score	H/A	Stadium
10/29/95	L	17-20	H	Foxboro Stadium
01/06/02	W	38-6	A	Ericsson Stadium

Postseason – New England 1, Carolina 0

Date	Result	Score	H/A	Stadium
02/01/04*	W	32-29	N	Reliant Stadium

* = Super Bowl XXXVIII in Houston, Texas

Overall Record	2-1
Record in Foxborough:	0-1
Record in Charlotte:	1-0
Record in Houston:	1-0
Total Points in the Series:.....	Patriots 87, Panthers 55
Patriots' Largest Margin of Victory:	32 points (01/06/02)
Patriots' Largest Margin of Defeat:	3 points (10/29/95)
Highest Combined Point Total:	61 points (02/01/04)
Lowest Combined Point Total:	37 points (10/29/95)
Games Decided by Seven or Fewer Points:	2
Games Decided by 21 or More Points:	1
Current Win Streak:	Patriots, two games

THE MEETING AFTER

The Patriots and Panthers will meet for the first time in the regular season since squaring off in Super Bowl XXXVIII in Houston on Feb. 1, 2004. The Patriots have compiled a 2-1 record in their first regular-season game against previous Super Bowl opponents, most recently coming up with a 40-22 victory over the St. Louis Rams (the Patriots' Super Bowl XXXVI foe) last season. The Patriots have at least one player remaining from each of their previous Super Bowl rematches. Doug Flutie started at quarterback in the 1988 rematch of Super Bowl XX against the Chicago Bears, and the Patriots came away with a 30-7 win. Five players remain from the 1997 rematch against Green Bay.

FIRST REGULAR-SEASON MEETING FOLLOWING SUPER BOWL

Team	SB	Date	Venue	W/L	Score
CHI	XX	10/30/88	Sullivan Stadium	W	30-7
GB	XXXI	10/27/97	Foxboro Stadium	L	10-28
STL	XXXVI	11/07/04	Edward Jones Dome	W	40-22
CAR	XXXVIII	09/18/05	Bank of America Stadium	?	??-??
PHI	XXXIX	2007	Gillette Stadium	?	??-??

TALE OF THE TAPE

2005 Regular Season	New England	Carolina
Record	1-0	0-1
Divisional Standings	1st	4th
Total Yards Gained	379	350
Total Offense (Rank)	379.0 (8)	350.0 (11)
Rush Offense	73.0 (24)	141.0 (9)
Pass Offense	306.0 (4)	209.0 (17)
Points Per Game	30.0	20.0
Total Yards Allowed	338	291
Total Defense	308.0 (19)	291.0 (T-8)
Rush Defense	92.0 (13)	101.0 (18)
Pass Defense	246.0 (22)	190.0 (11)
Points Allowed/Game	20.0	23.0
Possession Avg.	32:20	27:24
Sacks Allowed/Yards Lost	0/0	1/3
Sacks Made/Yards	2/19	1/2
Passing TD/Int (off.)	2/0	1/2
Passing TD/Int (def.)	3/0	0/0
Total Touchdowns Scored	4	2
Penalties Against/Yards	7/46	11/84
Punts/Avg.	7/38.4	1/35.0
Field Goals Made/Att.	1/1	2/2
Takeaway/Giveaway Ratio	+1	-2

CONNECTIONS

- Patriots special teams coach **Brad Seely** was the Panthers special teams coach for four seasons, from 1995-98.
- Patriots cornerback **Tyrone Poole** played for the Panthers for the first three years of that franchise's existence, from 1995-97. Over that span, he started 44 of 47 games played. He started at cornerback for Carolina in the first game in franchise history, at Atlanta on Sept. 5, 1995.
- New England wide receiver **Troy Brown** was born in Barnwell, South Carolina and attended Blackville-Hilda High in Blackville, South Carolina where he lettered in football and track.
- New England tight end **Daniel Graham's** twin brother Josh Graham played football his freshman year at the University of North Carolina.
- In the Patriots' win over Carolina on Jan. 6, 2002, New England linebacker **Willie McGinest** recorded four tackles, including two sacks. McGinest's second sack moved him into fifth place on the Patriots all-time list (51.5 career) and earned him his third multi-sack game of the season.
- Patriots tight end **Benjamin Watson** hails from Rock Hill, S.C., and attended Duke University in Durham, N.C., in 1999 before transferring to the University of Georgia.
- Panthers offensive coordinator **Dan Henning** was a head coach at Boston College (1994-96).
- Panthers tight ends coach **Dave Magazu** was a defensive tackle at Springfield College, before becoming a collegiate coach. Magazu also coached at Boston College for four seasons (1999-2002).
- Panthers offensive line coach **Mike Maser** was a coach at Maine from 1979-80 and at Boston College from 1981-93, working with Patriots quarterback **Doug Flutie** from 1981-84.
- Panthers strength and conditioning coach **Jerry Simmons** held a similar position for the Patriots from 1988-90.
- Panthers secondary coach **Rod Perry** tutored the defensive backs for the San Diego Chargers from 1997-2001, where he worked closely with Patriots safety **Rodney Harrison**, who earned Pro Bowl berths with the Chargers in 1998 and 2001.
- Panthers linebacker **Vinny Ciurciu** played at Boston College, where he was a teammate of **Dan Koppen** in 2001 and 2002.



THREE-TIME SUPER BOWL CHAMPIONS





THIS WEEK: PATRIOTS VS. PANTHERS

SUPER BOWL XXXVIII: PATRIOTS 32, PANTHERS 29

February 1, 2004 ★ Reliant Stadium (Att: 71,525)

	1	2	3	4	Final
Carolina Panthers	0	10	0	19	— 29
New England Patriots	0	14	0	18	— 32

The Patriots claimed their second Super Bowl title in three years with a thrilling 32-29 victory over the Carolina Panthers in what was regarded by many as one of the most exciting games in Super Bowl history. The victory capped off a 15-game winning streak to end the season and solidified the 2003 Patriots as one of the top squads in NFL history.

Tom Brady was named the Super Bowl MVP for the second time in three years, turning in a Super Bowl-record 32 pass completions, totaling 354 yards and three touchdowns. Deion Branch led the way for the Patriots on the receiving end, hauling in 10 passes for 143 yards and a touchdown. Mike Vrabel paced the team on defense, recording two sacks among his six tackles, while Rodney Harrison led the Patriots with nine tackles, including a sack.

The Super Bowl shootout actually began as a defensive tussle, with the Patriots defense allowing Carolina -7 total yards on its first six possessions. In fact, neither team got on the scoreboard until just 3:05 remained before halftime. After New England forced Carolina to punt on the game's first possession, the Patriots drove deep into Panthers territory, but Adam Vinatieri pushed a 31-yard field goal try wide right. The teams spent the remainder of the first quarter exchanging punts, and each club continued the trend on its first possession of the second quarter.

The Patriots put together the game's first significant drive early in the second quarter, getting the ball on a Carolina punt with 13:05 left in the period and proceeding to drive 47 yards on 14 plays to the Panthers' 18-yard line. But Vinatieri again couldn't convert, watching his 36-yard attempt get blocked by Carolina's Shane Burton, keeping the game scoreless.

The twin zeros on the scoreboard were about to change, though, as the Patriots defense ignited a scoring outburst in the final three minutes of the first half. Vrabel got things started by sacking Jake Delhomme for a 6-yard loss and forcing him to fumble, allowing Richard Seymour to pounce on the loose ball and give possession back to the Patriots at Carolina's 20-yard line. Brady converted a third-and-seven with a 12-yard run to the Panthers' 5-yard line, then got the Patriots on the board with a 5-yard touchdown toss to Branch, giving New England a 7-0 lead with 3:10 to go before halftime. The Panthers wasted no time in responding, however, taking the ball back and driving 95 yards in eight plays to tie the game at seven on a 39-yard touchdown pass from Delhomme to Steve Smith. Not to be outdone, the Patriots got the ball back with 1:07 left before halftime and used a 52-yard completion from Brady to Branch to set up a 5-yard scoring pass from Brady to David Givens to give New England a 14-7 lead. Carolina completed the scoring spree, closing the gap to 14-10 on a 50-yard field goal by John Kasay on the final play of the first half.

The second half began the same way the first half did, with each team punting twice in a third-quarter stalemate. But as the game entered its final period, the explosive offensive display resumed. New England got things rolling, taking a 21-10 lead on a 2-yard touchdown run by Antowain Smith with 14:53 left in the game, capping off a 71-yard, 8-play drive. Carolina responded with a 33-yard touchdown run by DeShaun Foster, but its 2-point conversion try failed, leaving the Patriots with a 21-16 lead. The Patriots appeared poised to answer with another touchdown, but Brady was intercepted in the end zone by Reggie Howard, keeping Carolina within striking distance. Three

plays later, Carolina did strike, on an 85-yard touchdown pass from Delhomme to Mushin Muhammad that gave the Panthers a 22-21 lead with 7:06 left in the game.

Trailing by one, the Patriots embarked on another scoring drive, using two key receptions by Givens (25 and 18 yards) to set up a 1-yard touchdown toss from Brady to linebacker Mike Vrabel, who had lined up as a tight end. The Patriots went for two, and a direct snap to Kevin Faulk produced a successful conversion and a 29-22 New England lead with 2:55 left in the game. But the Panthers did not quit, stringing together an impressive 80-yard drive to tie the score at 29 on a 12-yard pass from Delhomme to Ricky Proehl with 1:13 left in regulation.

New England got the ball back with 1:08 left in a 29-29 game, leaving just enough time to reclaim the title. After Kasay's kickoff went out of bounds, the Patriots took over at the 40-yard line, needing to gain about 35 yards to get into Vinatieri's range. Brady proceeded to complete two 13-yard passes to Troy Brown, then a 17-yarder to Branch, putting the Patriots at Carolina's 23-yard line with nine seconds left in the game. Vinatieri's 41-yard field goal split the uprights right down the middle, putting the Patriots ahead 32-29 with four seconds left. New England snuffed out Carolina's kickoff return to end the game and secure the franchise's second world championship.

DID YOU KNOW?

- The New England Patriots and the Carolina Panthers are two of only three NFL teams that are not named after a specific city or state. The other such team is the Tampa Bay Buccaneers.
- Patriots head coach Bill Belichick is a combined 5-1 against the Panthers in preseason, regular-season and postseason games. Since becoming head coach of the Patriots in 2000, he has led his team to three preseason wins (with one loss), one regular-season win and one postseason win over Carolina.

PATRIOTS VS. NFC SOUTH

The Patriots will play each of the teams from the NFC South this season as part of the NFL's schedule rotation that was implemented in 2002. The Patriots have won nine straight and 12 of their last 13 games against NFC opposition, including each of the last two Super Bowls. New England has not lost to an NFC team since a 20-17 loss at Washington on Sept. 28, 2003 (the Patriots are 33-2 overall since that loss). This will be the first time that the Patriots have played the NFC South under the system's 4-year interconference cycle. New England plays Carolina this week, travels to Atlanta on Oct. 9, welcomes New Orleans to Foxborough on Nov. 20, then plays Tampa Bay at home in a nationally-televvised, Saturday afternoon matchup on Dec. 17. The Patriots hold an all-time mark of 16-12 (including postseason) against the four teams that make up the NFC South.

THIS WEEK IN PATRIOTS HISTORY

September 12 – September 18

September 16, 1960: Defensive back Chuck Shonta returns a fumble for a touchdown on the final play of the game to give the Patriots the first victory in franchise history with a 28-24 win over the New York Titans at the Polo Grounds in New York.

September 16, 1990: The Patriots beat Indianapolis 16-14 for their only victory of the 1990 season.

September 18, 1994: New England defeats the Bengals 31-28 in Cincinnati for the first victory during Robert Kraft's ownership of the Patriots.

September 15, 1996: The Patriots travel to Arizona and defeat the Cardinals 31-0. Running back Curtis Martin scores three touchdowns and Drew Bledsoe throws for three scores as the Patriots earn their first win in a season that would see them march to Super Bowl XXXI.



THREE-TIME SUPER BOWL CHAMPIONS



Gillette STADIUM™

HOME OF THE THREE-TIME SUPER BOWL CHAMPIONS

Overall record at Gillette Stadium: 25-3

Home Winning Streak (Including Postseason): 21 Games



The Patriots and their fans at Gillette Stadium have established one of the biggest home-field advantages in the country. Since its Grand Opening on Sept. 9, 2002, the Patriots have compiled a 25-3 record at their privately financed, state-of-the-art stadium. Patriots fans have embraced the team's new home with unprecedented fervor, using the most fan-friendly venue in the region to express their passion for the Patriots and spur the team on to unparalleled success. In the three-plus seasons that New England has called Gillette Stadium home, the Patriots have won two AFC East titles, hosted the second AFC Championship Game in franchise history and are 3-0 in home playoff games.

HOME SWEET HOME

The Patriots have recorded a 25-3 (.893) all-time record at Gillette Stadium, including regular-season and postseason games. New England has won 21 consecutive regular-season and postseason contests at home, compiling the longest current home winning streak in the NFL. New England has not lost at home since a 30-17 defeat to the New York Jets on Dec. 22, 2002. The Patriots' .893 winning percentage at Gillette Stadium is the highest of any NFL team at its current home.

HOME WINNING STREAK: 21 GAMES

The Patriots have not lost at home in more than two full calendar years. Since Dec. 29, 2002, the calendar has turned around twice, bringing all kinds of weather to Gillette Stadium, but one thing has remained constant – every game has resulted in a Patriots victory.

Date	Opponent	W/L	Score	Attend	Temp
Dec. 29, 2002	Miami	W	27-24	68,436	40
Sept. 21, 2003	N.Y. Jets	W	23-16	68,436	71
Oct. 5, 2003	Tennessee	W	38-30	68,436	53
Oct. 12, 2003	N.Y. Giants	W	17-6	68,436	55
Oct. 26, 2003	Cleveland	W	9-3	68,436	62
Nov. 16, 2003	Dallas	W	12-0	68,436	33
Dec. 7, 2003	Miami	W	12-0	68,436	28
Dec. 14, 2003	Jacksonville	W	27-13	68,436	25
Dec. 27, 2003	Buffalo	W	31-0	68,436	42
Jan. 10, 2004*	Tennessee	W	17-14	68,436	4
Jan. 18, 2004*	Indianapolis	W	24-14	68,436	32
Sept. 9, 2004	Indianapolis	W	27-24	68,756	73
Oct. 10, 2004	Miami	W	24-10	68,756	64
Oct. 17, 2004	Seattle	W	30-20	68,756	50
Oct. 24, 2004	N.Y. Jets	W	13-7	68,756	46
Nov. 14, 2004	Buffalo	W	29-6	68,756	40
Nov. 28, 2004	Baltimore	W	24-3	68,756	52
Dec. 12, 2004	Cincinnati	W	35-28	68,756	39
Jan. 2, 2005	San Francisco	W	21-7	68,756	32
Jan. 16, 2005*	Indianapolis	W	20-3	68,756	25
Sept. 8, 2005	Oakland	W	30-20	68,756	74

*-Playoffs

BY THE NUMBERS

1,440,000

The approximate number of fans who have come through the Gillette Stadium turnstiles since the Patriots' last home defeat.

1,000

The approximate number of days that will have elapsed since the Patriots' last loss at home by the time they take the field against San Diego in their next home game (Oct. 2).

44.8

The average temperature, in degrees Fahrenheit, at kickoff during the Patriots' 21-game home winning streak.

27

The NFL record for consecutive regular-season home victories, set by the Miami Dolphins from 1971-74.

14

The number of different teams the Patriots have defeated at Gillette Stadium during the streak (Indianapolis and Miami three times; Buffalo, N.Y. Jets and Tennessee two times each).

11.8

The average number of points per game the Patriots have allowed their opponents to score during the 21-game home winning streak.

11.5

The Patriots' average margin of victory during the streak, outscoring their opponents by an aggregate total of 490-248.

10

The number of times the Patriots have held their opponents to a single touchdown or less during the streak.

7

The number of victories that have come by seven points or fewer during the home winning streak.

5

The number of times in their last seven home games that the Patriots have held their opponents to a single touchdown or less.

3

The number of victories that have come by just three points during the home winning streak.



THREE-TIME SUPER BOWL CHAMPIONS





PATRIOTS NEWS & NOTES

THE KRAFT ERA

Since ROBERT KRAFT purchased the team in 1994, the Patriots have experienced one of the most dramatic turnarounds in the history of sports. In just 11 seasons of ownership, he has transformed one of the league's least successful clubs into what many observers view as a model NFL franchise. In the five seasons immediately preceding his purchase (1989-93), the Patriots were a moribund team that had won just 19 of 80 games (.311 pct.), the worst record in the NFL over that span. When he bought the franchise on Jan. 21, 1994, Kraft announced that it was his intention to bring a championship to New England, a tall order considering the team's previous success rate. But under Kraft's leadership, the Patriots have won five division titles, four conference crowns and three Super Bowl championships. **Since Kraft took ownership, the Patriots are 12-4 in the playoffs and have won more Super Bowl championships than any other team in the NFL.**



	Pre-Kraft 1960-93	1989-93	Kraft Era 1994-04
Overall Record	225-276-9	19-61	120-73
Winning Pct.	.450	.311	.622
Super Bowl Titles	0	0	3
Conference Titles	1	0	4
Division Titles	3	0	5
Playoff Seasons	5	0	7
Playoff Record	4-6	--	12-4
Home Playoff Games	1	0	7
Home Playoff Record	0-1	--	7-0

SUCCESS STORY

Since Robert Kraft purchased the team in 1994, the Patriots have been one of the NFL's elite teams. Over the first 11 years of Kraft's ownership, the Patriots' aggregate record ranks second among all NFL teams – a remarkable record considering the fact that the Patriots were a combined 19-61 (.311) in the four years immediately preceding the purchase. Since 2001, the Patriots have been the top team in the NFL, compiling a 58-16 record.

BEST RECORDS SINCE 1994 (Incl. Postseason)

Team	W	L	T	Pct.
Green Bay Packers	129	67	0	.658
New England Patriots	120	73	0	.622
Pittsburgh Steelers	119	72	1	.622
Denver Broncos	115	73	0	.612

SUPER BOWL CHAMPIONSHIPS SINCE 1994 SEASON

New England Patriots	3
Denver Broncos.....	2
6 Teams.....	1

CONFERENCE CHAMPIONSHIPS SINCE 1994 SEASON

New England Patriots	4
Denver Broncos.....	2
Green Bay Packers.....	2
St. Louis Rams.....	2
12 Teams.....	1

A CHAMPIONSHIP TRADITION

The Patriots are the only team from North America's four major professional sports leagues to have won three titles since 2001.

MULTIPLE LEAGUE CHAMPIONSHIPS SINCE 2001

Team	League	Titles
New England Patriots	NFL	3
Los Angeles Lakers.....	NBA.....	2

THE HEAD COACH

BILL BELICHICK

Overall Record: 100-72 (.581)
Regular Season: 90-71 (.559)
Postseason: 10-1 (.909)
With Patriots overall: 63-27 (.700)
Overall since 2001: 58-16 (.784)
Super Bowl Titles: 5 (86, 90, 01, 03, 04)
Conf. Titles: 6 (86, 90, 96, 01, 03, 04)
Division Titles: 10 (75, 78, 86, 89, 90, 96, 98, 01, 03, 04)



Bill Belichick is now in his 31st season as an NFL coach and is the only head coach in NFL history to win three Super Bowl titles in a four-year span. Belichick owns the best postseason record in NFL history and is the winningest NFL head coach since 2001. In 2004, he directed the Patriots to their second consecutive Super Bowl title on the heels of a 14-win campaign. In addition, his 2004 squad equaled the best record in NFL history for a defending Super Bowl champion, and from 2003-04 his teams set the all-time pro football record with 21 consecutive victories. Belichick has spent more seasons in the league than any other current NFL head coach, and in that time has been a part of five Super Bowl championship teams. His overall record of 63-27 with the Patriots (including a 9-0 playoff mark in New England) gives him the most victories and the best winning percentage of any head coach in franchise history.

WINNINGEST HEAD COACHES IN PATRIOTS HISTORY

Coch	Years	Career Winning Pct.	Overall W-L-T	Playoff W-L
Bill Belichick	2000-04	.700	63-27-0	9-0
Raymond Berry	1984-89	.554	51-41-0	3-2
Pete Carroll	1997-99	.549	28-23-0	1-2
Chuck Fairbanks	1973-78	.529	46-41-0	0-2

BELICHICK'S PATRIOTS RENAISSANCE

Any successful project requires a sound plan, and once head coach Bill Belichick had the time to implement his design on the Patriots, his approach has given him the best record of any NFL head coach since 2001. After the team endured a 5-11 rebuilding year in his first season, the Patriots have compiled the best record in the NFL since 2001. The remarkable run includes postseason play, where Belichick and the Patriots own a perfect 9-0 record.

NFL COACHES' RECORDS SINCE 2001

Coch	Team	W	L	T	Pct.
Bill Belichick	NE	58	16	0	.784
Andy Reid	PHI	54	21	0	.720
Jim Mora, Jr.	ATL	13	6	0	.684
Bill Cowher	PIT	48	22	1	.683
Wade Phillips	ATL	2	1	0	.667
Tony Dungy	TB/IND	48	25	0	.658
Mike Sherman	GB	46	26	0	.639

NOTE: Records include postseason games

POSTSEASON PROWESS

Bill Belichick is the winningest head coach in NFL postseason history. With the Patriots' victory in Super Bowl XXXIX, Belichick eclipsed Vince Lombardi, the man whose name is emblazoned on the Super Bowl trophy. Coach Belichick has won nine playoff games in a row, tying the NFL-record streak set by Lombardi's Packers, who won nine straight playoff games from 1961-67.

BEST POSTSEASON RECORDS IN NFL HISTORY

Name	Team(s)	W	L	Pct.
Bill Belichick	CLE/NE	10	1	.909
Vince Lombardi	GB/WAS.....	9	1	.900
Joe Gibbs	WAS	16	5	.762



THREE-TIME SUPER BOWL CHAMPIONS





PATRIOTS NEWS & NOTES

SNAPSHOTS OF SUCCESS

The Patriots are still in the midst of one of the most prosperous periods for any team in NFL history. The recent run of success began with a 29-26 overtime victory against the San Diego Chargers on Oct. 14, 2001, sparking a streak of 57 wins in the Patriots' last 70 games, including postseason. The Patriots entered that contest with a 1-3 record, and Tom Brady was making just the third start of his career against a 3-1 San Diego team. New England rallied back from a 26-16 deficit with less than four minutes left in the game, beginning a stretch of 13 wins in the final 15 games of the 2001 season as the Patriots won their first title in Super Bowl XXXVI. Below are some snapshots highlighting the Patriots' current winning run.

PATRIOTS SUCCESS STREAKS (Including Postseason)

- 6 consecutive victories dating to Dec. 26, 2004
- 12 wins in last 13 games, dating to Nov. 7, 2004 (12-1, .923)
- 33 wins in last 35 games, dating to Oct. 5, 2003 (33-2, .943)
- 36 wins in last 40 games, dating to Dec. 29, 2002 (36-4, .900)
- 41 wins in last 48 games, dating to Nov. 3, 2002 (41-7, .854)
- 53 wins in last 64 games, dating to Nov. 25, 2001 (53-11, .828)
- 57 wins in last 70 games, dating to Oct. 14, 2001 (57-13, .814)

RIISING TO THE OCCASION

Since the beginning of the 2003 season, the Patriots are 22-1 against teams with records of .500 or better. In the 2004 regular season and playoffs, the Patriots were 12-1 against teams that finished with records of .500 or better, including an 8-1 mark against playoff teams. In 2003, the Patriots were 10-0 against teams that finished the season with a mark of .500 or higher, including an 8-0 mark against playoff teams.

PATRIOTS VS. TEAMS WITH RECORDS OF .500 OR ABOVE Since start of the 2003 season

Date	Opponent	W/L	Score	Final Record	Record v. Rest of NFL
02/06/05	Philadelphia*	W	24-21	15-4	15-3
01/23/05	at Pittsburgh*	W	41-27	16-2	15-1
01/16/05	Indianapolis*	W	20-3	13-5	13-3
12/26/04	at N.Y. Jets	W	23-7	11-7	11-5
12/12/04	Cincinnati	W	35-28	8-8	8-7
11/28/04	Baltimore	W	24-3	9-7	9-6
11/14/04	Buffalo	W	29-6	9-7	9-5
11/07/04	at St. Louis	W	40-22	9-9	9-8
10/31/04	at Pittsburgh	L	20-34	16-2	--
10/24/04	N.Y. Jets	W	13-7	11-7	--
10/17/04	Seattle	W	30-20	9-8	9-7
10/03/04	at Buffalo	W	31-17	9-7	--
09/09/04	Indianapolis	W	27-24	13-5	--
02/01/04	Carolina*	W	32-39	14-6	14-5
01/18/04	Indianapolis*	W	24-14	14-5	14-3
01/10/04	Tennessee*	W	17-14	13-5	13-3
12/07/03	Miami	W	12-0	10-6	10-4
11/30/03	at Indianapolis	W	38-34	14-5	--
11/16/03	Dallas	W	12-0	10-6	10-5
11/03/03	at Denver	W	30-26	10-6	10-5
10/19/03	at Miami	W	19-13 ot	10-6	--
10/05/03	Tennessee	W	38-30	13-5	--
09/14/03	at Philadelphia	W	31-10	13-5	13-4

*-Playoffs

Patriots vs. teams with winning records 22-1 (.957)
Rest of NFL vs. those teams..... 74-182 (.289)

BEAST OF THE EAST

New England has the best record among AFC East teams in division games since the beginning of the 2001 season (20-6).

AFC EAST DIVISIONAL RECORDS SINCE 2001

Team	Division W-L Since 2001	Team	Division W-L Since 2001
New England	20-6	Miami	12-14
New York Jets.....	13-13	Buffalo.....	8-18

DOMINATING DUO

Tom Brady and Bill Belichick make up the NFL's winningest head coach-quarterback combination since the AFL-NFL merger 35 years ago. Brady has started 63 consecutive regular-season games for the Patriots and the team has compiled a 49-14 record in those games, dating back to Week 3 of the 2001 season. Additionally, the Patriots are 9-0 in the playoffs over that span, making the duo's overall record together 58-14.

TOP COACH-QB COMBINATIONS SINCE 1970 MERGER

(Regular Season only)

Quarterback	Head Coach	Team	W	L	T	Pct.
Tom Brady	Bill Belichick	NE	49	14	0	.778
Ken Stabler	John Madden	OAK	60	19	1	.756
Jim McMahon	Mike Ditka	CHI	46	15	0	.754
Steve Young	George Seifert	SF	62	23	0	.729
John Elway	Mike Shanahan	DEN	43	16	0	.729

BOUNCING BACK

The Patriots have not lost back-to-back games since December, 2002. Their streak of 34 consecutive weeks without back-to-back losses is the longest current streak in the NFL and the longest such mark in franchise history. The post-merger NFL record for consecutive weeks without two straight losses is 60, set by the San Francisco 49ers from 1995-99. The last time the Patriots had a losing streak was when they dropped a game at Tennessee (24-7, 12/16/02), and followed that with a home loss to the N.Y. Jets (30-14, 12/22/02). Below is a list of the longest current streaks without back-to-back defeats.

LONGEST ACTIVE STREAKS W/O BACK-TO-BACK LOSSES

Team	Weeks	Last Consec. Losses
New England Patriots	34	Dec., 2002
Pittsburgh Steelers	25	Oct./Nov., 2003
San Diego Chargers.....	14	Sept., 2004
Buffalo Bills.....	13	Oct., 2004
Green Bay Packers	12	Oct., 2004

O.T. IS THE PLACE TO BE

The Patriots have won eight straight overtime games and own the longest overtime winning streak in NFL history, including playoff games. The streak includes New England's 16-13 "Snow Bowl" win over Oakland in the 2001 Divisional Playoffs (01/19/02).

MOST CONSECUTIVE OVERTIME VICTORIES

Wins	Team	Dates
8*	New England.....	2000-present
7	Denver.....	1978-1985
6	Washington.....	1976-1987
6	Pittsburgh	1994-1997
5	Many Times	

*-Includes one playoff game

WORKING OVERTIME

The Patriots have won their last eight overtime games (including the playoffs). New England's eight-game overtime winning streak is the longest in NFL history. New England has not lost in overtime since Buffalo won 16-13 at Foxboro Stadium on Nov. 5, 2000. Since that time, the Patriots have won eight straight, including five games in which they scored on their first possession of overtime.

NEW ENGLAND'S OVERTIME STREAK

DATE	OPP	WINNING PLAY	DRIVE INFO	FINAL SCORE
11/23/03	at HST	28-yd FG	9 plays, 76 yds; 3:39	23-20
10/19/03	at MIA	82-yd TD	1-82; 0:12	19-13
12/29/02	vs. MIA+	35-yd FG	7-43; 2:03	27-24
09/22/02	vs. KC+	35-yd FG	9-53; 4:40	41-38
01/19/02	vs. OAK+*	23-yd FG	15-61; 8:29	16-13
12/16/01	at BUF+	23-yd FG	8-75; 3:18	12-9
10/14/01	vs. SD+	44-yd FG	6-51; 2:59	29-26
12/17/00	at BUF	24-yd FG	14-83; 5:56	13-10
11/05/00	vs. BUF	32-yd FG	6-52-2:50	L, 13-16

*playoffs

+NE scored on its first possession in overtime



THREE-TIME SUPER BOWL CHAMPIONS





OFFENSE NEWS & NOTES

RECORDING SUCCESS

TOM BRADY has quarterbacked the Patriots to victories in 49 of his 63 regular-season starts during his career, compiling a .778 winning percentage and giving him the best record of any active quarterback in the NFL who has a full season of starts under his belt. Including his 9-0 record in the playoffs, he is 58-14 (.806) as a starter.



ACTIVE QUARTERBACKS WINNING PERCENTAGE

Minimum 16 Starts, Regular Season Only

Quarterback, Team(s)	W	L	T	Pct.
Tom Brady, NE	49	14	0	.778
Marc Bulger, STL	26	11	0	.703
Donovan McNabb, PHI	56	24	0	.700
Kurt Warner, STL/NYG/ARZ	40	20	0	.667
Michael Vick, ATL	24	12	1	.662
Brett Favre, GB	135	71	0	.655

GOOD COMPANY

In his first five NFL seasons, TOM BRADY has achieved a tremendous amount of success, becoming the only quarterback to start and win three Super Bowls before turning 28 years old. Brady has twice been named Super Bowl MVP, joining Joe Montana, Terry Bradshaw and Bart Starr as the only players to earn multiple Super Bowl MVP awards. Below is a comparison between Brady and those three Pro Football Hall of Famers through their first five seasons.

HISTORICAL QB COMPARISON THROUGH FIVE SEASONS

Category	Brady	Montana	Bradshaw	Starr
Age	28	28	27	27
GP/GS	64/62	72/49	59/51	57/34
Attempts	2,018	1,645	1,227	722
Completions	1,243	1,045	589	387
Cmp %	.616	.635	.480	.536
Yards	13,925	11,979	7,524	5,019
3,000-yd seasons	3	2	0	0
Touchdowns	97	78	48	23
Interceptions	52	44	81	40
Rating	87.5	90.0	53.2	63.3
Win Pct.	.774	.571	.627	.353
OT Record	7-0	1-0	0-0	--
Super Bowl Wins	3	1	1	--
Super Bowl MVPs	2	1	0	--

MOVING ON UP

COREY DILLON needs 241 yards to reach the 10,000-yard mark for his career. Dillon would become the 18th player in NFL history to achieve the feat. In his first eight NFL seasons, Dillon averaged 1,212 yards per season, a mark that ranks sixth in NFL history. The five players with a better seasonal average than Dillon are all current or future Hall of Famers: Barry Sanders (1,527), Jim Brown (1,368), Curtis Martin (1,337), Walter Payton (1,287) and Emmitt Smith (1,224).




NFL'S ALL-TIME LEADING RUSHERS (By Yards)

Rk	Player	Years	Gms	Att.	Yards	TD
1	Emmitt Smith	1990-2004	226	4,409	18,355	164

14	O.J. Simpson	1969-1979	135	2,404	11,236	61
15	Ricky Watters	1992-2001	144	2,622	10,643	78
16	Eddie George	1996-2004	141	2,865	10,441	68
17	Ottis Anderson	1979-1992	182	2,562	10,273	81
18	Corey Dillon	1997-	123	2,233	9,759	59
19	Earl Campbell	1978-1985	115	2,187	9,407	74

PATRIOTS ALL-TIME LISTS

TROY BROWN ranks third in Patriots history with 481 career receptions. He ranks third in franchise history with 5,567 career receiving yards. Brown needs 10 catches to pass Ben Coates for second place on the all-time receptions list. He needs 160 yards to pass Irving Fryar and move into second place on the Patriots' all-time receiving yardage list.



PATRIOTS ALL-TIME RECEIVING LEADERS (BY CATCHES)


Rk	Player, Pos.	No	Yds	Avg.	Lg	TD
1	Stanley Morgan, WR	534	10,352	19.4	76t	67
2	Ben Coates, TE	490	5,471	11.2	84t	50
3	Troy Brown, WR	481	5,567	11.6	82t	25
4	Irving Fryar, WR	363	5,726	15.8	80t	38

PATRIOTS ALL-TIME RECEIVING LEADERS (BY YARDS)

Rk	Name	No	Yds	Avg	Lg	TD
1	Stanley Morgan	534	10,352	19.4	76t	67
2	Irving Fryar	363	5,726	15.8	80t	38
3	Troy Brown, WR	481	5,567	11.6	82t	25
4	Ben Coates	490	5,471	11.2	84t	50
5	Jim Colclough	283	5,001	17.7	78t	39

TAKING AIM

ADAM VINATIERI is the most accurate kicker in franchise history and is tied for fourth among the most accurate kickers in NFL history. He has recorded an 82.2 percent conversion rate (244/297) over his nine-year career. He was 31-for-33 in 2004, setting a career high for accuracy with a 93.9 percent success rate. He has connected on 91 of his last 105 regular-season kicks, good for an 86.7 percent clip.



NFL ALL-TIME MOST ACCURATE KICKERS

(Minimum 100 FGM)

	TEAM	PCT.	FGM/FGA
1.	Mike Vanderjagt Colts	87.1	195/224
2.	David Akers* Eagles	83.2	139/167
3.	Ryan Longwell Packers	82.5	207/251
4.	Adam Vinatieri Patriots	82.2	244/297
	Matt Stover Ravens	82.2	350/426
6.	Phil Dawson Browns	82.1	110/134
7.	Olindo Mare Dolphins	82.0	196/239
8.	Jeff Wilkins Rams	81.7	228/279
	John Carney Saints	81.7	365/448
10.	Doug Brien Bears	81.1	206/254
	Jason Hanson Lions	81.1	309/381
12.	John Kasay Panthers	80.6	286/355
13.	Sebastian Janikowski Raiders	80.3	118/147
14.	Gary Anderson Titans	80.1	538/672
15.	Mike Hollis Giants	80.0	200/250

*-Not including MNF (9/12/05)

SCORING MACHINE

ADAM VINATIERI is the second leading scorer in Patriots history, totaling 1,064 points in his nine-plus seasons with the club. Vinatieri made the team as a rookie free agent in 1996 and has scored 100 points or more in each of his first nine seasons, joining Jason Elam of the Denver Broncos as the only two kickers in NFL history to accomplish the feat. Vinatieri has kicked the most field goals in Patriots history, having tallied 244 successful boots in a Patriots uniform.

LEADING SCORERS IN PATRIOTS HISTORY

#	SCORING	TD	PAT/PATA	2-Pt	FG / FGA	PTS
1	Gino Cappelletti	42	346/ 358	2	176/ 334	1,130
2	Adam Vinatieri	0	330/ 337	1	244/ 297	1,064
3	John Smith	0	308/ 323	0	128/ 191	692



THREE-TIME SUPER BOWL CHAMPIONS





DEFENSE NEWS & NOTES

WILLIE MAC ATTACK

WILLIE MCGINEST ranks fourth on the Patriots' all-time sacks list with 72.0 career sacks. He led the team with 9.5 sacks in the 2004 season. He is the Patriots' career postseason sack leader and ranks third all-time in NFL postseason history with 11.5 career postseason sacks, trailing only Bruce Smith (14.5) and Reggie White (12.0). The Patriots' all-time regular-season sack leaders are listed below.



PATRIOTS ALL-TIME SACK LEADERS

1. Andre Tippett, 1982-93.100.0
2. Julius Adams, 1971-87....79.5
3. Tony McGee, 1974-81.....72.5
4. **Willie McGinest**, 1994-...72.0
5. Ray Hamilton, 1973-81.....54.0
6. Chris Slade, 1993-0051.0

BIG-TIME BACKERS

Patriots linebackers take up four of the top seven spots on the NFL's career sacks list among active linebackers. Chad Brown, a free agent signing by the Patriots prior to the 2005 season, leads all active linebackers with 78.0 career sacks. He is trailed closely by teammate Willie McGinest, whose 72.0 career sacks have all come as a Patriot. Additionally, Rosevelt Colvin (33.0 sacks) and Mike Vrabel (29.5 sacks) rank sixth and seventh, respectively, among all active linebackers.

ACTIVE LINEBACKERS SACKS LIST

Rk	Player	Team(s)	First Season	Sacks
1	Chad Brown	PIT/SEA/NE	1993	78.0
2	Willie McGinest	NE	1994	72.0
3	Peter Boulware	BAL	1997	67.5
4	Junior Seau	SD/MIA	1990	51.0
5	Joey Porter	PIT	1999	43.5
6	Rosevelt Colvin	CHI/NE	1999	33.0
7	Mike Vrabel	PIT/NE	1997	29.5
8	Andre Carter	SF	2001	28.0

ABLE VRABEL


In proving to be one of the NFL's most versatile players, linebacker MIKE VRABEL made important contributions for the Patriots on offense and defense in 2004. At his regular position of linebacker, he ranked second on the team with 5.5 sacks and finished fourth on the team with 76 tackles (59 solo). As a situational tight end in short-yardage situations, he also caught two regular season touchdown passes and another in Super Bowl XXXIX. Including his 1-yard touchdown catch in Super Bowl XXXVIII, Vrabel has scored on all five of his NFL receptions, two of which came in Super Bowl play. Vrabel's other touchdowns in 2004 came on a 2-yard catch at St. Louis on Nov. 7, 2004, a 1-yard score against San Francisco on Jan. 2, 2005. He also scored on a 1-yard grab at San Diego on Sept. 29, 2002. In addition to Vrabel's contributions on offense and defense, he also notched five special teams tackles in 2004.

RICHARD SEYMOUR: "BIG SEY"

Defensive lineman RICHARD SEYMOUR was named to his third consecutive Pro Bowl in 2004 and was voted a defensive captain by his teammates. His 67 tackles and 5.0 sacks were tops among Patriots defensive linemen. His 203 tackles since 2002 lead all Patriots defensive linemen. In addition, he scored his first career touchdown on Oct. 3 at Buffalo, scooping up a Drew Bledsoe fumble caused by Tedy Bruschi and rumbling 68 yards for the score and a decisive 31-17 advantage for the Patriots. Seymour became the first Patriots defensive lineman to score a touchdown since Willie McGinest recovered a fumble in the end zone in a 30-28 win over the New York Jets in the 1999 season opener.

HOT ROD

Last season, RODNEY HARRISON led the Patriots in tackles for the second consecutive year, recording 138 stops (96 solo), as he continued to be a leader in the New England secondary. His tackle total was just two stops short of his career high, set in 2003 in his first year in New England. In his two seasons in Foxborough, Harrison has notched 278 tackles, marking the most productive two-season stretch of his 11-year NFL career. He recorded a career-high 20 tackles (12 solo) at Pittsburgh on Oct. 31, 2004. In 2003, Harrison led the team with a career-high 140 tackles (105 solo).



HARRISON LEADS ALL NFL DEFENSIVE BACKS

Rodney Harrison led all NFL defensive backs in tackles for two straight seasons and has recorded more tackles than any other NFL defensive back since 1994. According to the day-of-game statisticians, Harrison recorded 129 tackles (89 solo) in 2004, tops among all defensive backs in the NFL. His tackle total ranked ninth among all NFL players, trailing only eight middle linebackers. In 2003, Harrison was credited with 125 total tackles by day-of-game crews, a figure that also led all NFL defensive backs.

NFL LEADERS: TACKLES BY DEF. BACKS SINCE 1994

As tallied by day-of-game stats crews, 1994-Present

Player	Team(s)	Pos.	Gm	TT	UT	A
Rodney Harrison	SD/NE	S	156	1,017	786	231
Victor Green	NYJ/NE/NO	S	157	946	684	262
Lawyer Milloy	NE/BUF	S	140	932	647	285
Robert Griffith	MIN/CLV/ARZ	S	164	924	726	198
Brock Marion	DAL/MIA/DET	S	167	895	665	230

2004 NFL LEADERS / TACKLES BY DEFENSIVE BACKS

As tallied by day-of-game stats crews

Player	Team	Pos.	Total	Solo	Assists
Rodney Harrison	NE	SS	129	89	40
Robert Griffith	CLV	SS	118	92	26
Mike Green	CHI	SS	107	83	24
Tebucky Jones	NO	FS	102	79	23
Adrian Wilson	ARZ	SS	99	77	22

HARRISON IS ALL-TIME NFL LEADER

RODNEY HARRISON is the NFL's all-time leader in sacks by a defensive back, dating back to when sacks became an official NFL statistic in 1982. Additionally, Harrison is the only player in NFL history to have recorded at least 25 career sacks and at least 30 career interceptions. Harrison currently owns 27.5 career sacks and 31 interceptions in his regular-season career.

NFL ALL-TIME LEADERS: SACKS BY A DEFENSIVE BACK

Player	Pos.	Team(s)	Years	Sacks
Rodney Harrison	S	SD/NE	1994-Present	27.5
Carnell Lake	S	PIT/JAX/BAL	1989-2001	25.0
LeRoy Butler	S	GB	1990-2001	20.5
Ronde Barber	CB	TB	1997-Present	18.0
Bill Bates	S	DAL	1983-1997	18.0

BIG-GAME PERFORMER

RODNEY HARRISON seemingly treats every game as the most important one of his career, and has consistently come up big on the biggest stage. In his last six playoff games, Harrison has recorded six interceptions, including two in Super Bowl XXXIX. His four picks in the 2004 playoffs tied for the third most in a single postseason since the 1970 AFL-NFL merger. Additionally, his six career playoff interceptions are tied for the fourth most since the merger.



THREE-TIME SUPER BOWL CHAMPIONS





LAST WEEK: PATRIOTS 30, RAIDERS 20

PATRIOTS 30, RAIDERS 20

September 8, 2005 ★ Gillette Stadium (Att: 68,756)

	1	2	3	4	Final
Oakland Raiders	7	7	0	6	— 20
New England Patriots	10	7	6	7	— 30

The Patriots began the 2005 season with a steady 30-20 victory over the Oakland Raiders in a nationally-televised Thursday night matchup at Gillette Stadium. The win was the New England's 21st consecutive home triumph. The Patriots unveiled their Super Bowl XXXIX championship banner as part of a star-studded pregame show before getting to work.

A pair of former Super Bowl MVPs came up big for the Patriots on offense, as Tom Brady topped 300 yards for the ninth time in his regular-season career and Deion Branch led New England with seven catches for 99 yards. Branch and newcomer Tim Dwight each grabbed first-half touchdown passes and running back Corey Dillon ran into the end zone twice in the second half for his 12th career multiple rushing touchdown game.

On defense, the Patriots' biggest play of the night came in the third quarter with New England clinging to a 17-14 lead. On the play, Jarvis Green sacked Oakland's Kerry Collins for a 13-yard loss, causing Collins to fumble on the play. The ball shot into the air and nose tackle Vince Wilfork grabbed it to give the Patriots possession on the Oakland 20-yard line. Three plays later, Dillon charged for an 8-yard touchdown, giving the Patriots a solid 23-14 lead.

100th WIN FOR BELICHICK

The victory over the Raiders marked the 100th overall victory as a head coach for Bill Belichick. The Patriots head coach is now 90-71 in the regular season and 10-1 in the playoffs for an overall mark of 100-72 in his career. Belichick is 63-27 overall as head coach of the Patriots. Belichick joins eight other active coaches in the 100-win club (Marty Schottenheimer, Bill Parcells, Joe Gibbs, Bill Cowher, Mike Holmgren, Mike Shanahan, Dick Vermeil and Dennis Green) and is the 33rd head coach in NFL history to record 100 overall wins. Belichick and Parcells are the only coaches to have earned their 100th career win with the Patriots. Parcells earned his 100th overall win in the Patriots' 1994 season finale.

TOM TERRIFIC

With 306 passing yards, Tom Brady notched the ninth 300-yard passing game of his regular-season career. He also has had two 300-yard games in the playoffs. The last time he threw for over 300 yards was at Kansas City on Nov. 22, 2004, when he notched 315 yards. Against the Raiders, Brady had a 105.8 passer rating, marking the 27th time he has achieved a rating of 100.0 or better in his regular-season and playoff career. The Patriots are now 27-0 in games when Brady posts a rating of 100.0 or better.

DOUBLE-DIP FOR DILLON

Corey Dillon ran for two touchdowns, marking the 12th multiple rushing touchdown game of his career. Last season, Dillon ran into the end zone twice in three games, with his last two-touchdown performance coming on Dec. 5, 2004 at Cleveland.

MILLER TIME

Patriots punter Josh Miller dropped back-to-back punts inside the Raiders' 5-yard line in the third quarter. His first punt of the second half was a 48-yard bomb that bounced just in front of the goal line and spun back to the 4-yard line, where it was downed by Larry Izzo. Miller's next punt was a 49-yard boot that bounced around deep in Raiders territory and was downed by Randall Gay at the 4-yard line.

CAPTAINS TAKE THE FIELD

The Patriots' 2005 captains were on the field for the opening coin toss. The offensive captains are Tom Brady (fourth season as a captain) and Troy Brown (fourth season). The defensive captains are Rodney Harrison (third season), Richard Seymour (third season) and Mike Vrabel (first season). The special teams captain is Larry Izzo (fifth season).

THE DWIGHT STUFF ON PUNT RETURNS

Tim Dwight made a splash with his first punt return as a Patriot, gaining 27 yards on a first-quarter return. It was the longest punt return by a Patriot since the 2002 season, when Deion Branch rattled off a 40-yard return against the Denver Broncos on Oct. 27, 2002. In 2003, the longest punt return was a 23-yard scamper by Troy Brown (09/21/03 vs. N.Y. Jets). In 2004, the longest punt return was also a 23-yarder by Brown (12/26/04).

TOUCHDOWN TIM

Tim Dwight caught his first touchdown pass as a Patriot, scurrying around the edge to snare a 5-yard pass from Brady to give the Patriots a 17-14 lead in the second quarter. Last season with the San Diego Chargers, Dwight had just two receptions while playing in 12 games. Tonight's score was the 14th career touchdown grab for the eighth-year veteran.

BIG BENJAMIN

Benjamin Watson caught two passes for 55 yards on the Patriots' first drive, leading to a 26-yard field goal by Adam Vinatieri. As a rookie last season, the former first-round draft choice played in one game, the season-opener against Indianapolis) and had two catches for 16 yards.

QUICK HITS

- Mike Vrabel dropped Kerry Collins for a 6-yard sack late in the third quarter. It was the Patriots' first sack of the season.
- Adam Vinatieri had an extra point blocked in the third quarter. It was the first point after miss for Vinatieri since Nov. 16, 2003, when he had a PAT blocked against Dallas.

OPENING DRIVES

The Patriots allowed the Raiders to score a touchdown on their opening drive, marking the first time in 37 games that New England had allowed an opening-drive touchdown. The streak included six playoff games and dated back to the 2003 season opener (at Buffalo, 09/07/03). In the 2004 regular season and playoffs (a total of 19 games), the Patriots allowed opponents only six points on their first offensive possession, a mark that led the NFL.

BRANCHING OUT

Deion Branch picked up right where he left off last year, catching the Patriots' first touchdown of the season on an 18-yard grab from Tom Brady in the first quarter. For Branch, the Super Bowl XXXIX MVP, it was his 10th career touchdown catch, and for Brady, the MVP of Super Bowls XXXVI and XXXVIII, it was his 98th career scoring pass.

LONG BALL

The Raiders took a 14-10 lead in the second quarter on a 73-yard bomb from Kerry Collins to Randy Moss. It was the longest play from scrimmage the Patriots have allowed since Dec. 4, 2000, when Kansas City's Elvis Grbac connected with Derrick Alexander on an 81-yard touchdown pass at Foxboro Stadium.



THREE-TIME SUPER BOWL CHAMPIONS





PATRIOTS IN THE COMMUNITY

PATRIOTS DELIVER CLOTHING TO HURRICANE EVACUEES ON CAPE COD

Several New England Patriots spent their day off at Otis Air National Guard Base on Cape Cod on Monday, Sept. 12, delivering much-needed clothing items to the families displaced to the base in the aftermath of Hurricane Katrina. Patriots players Kevin Faulk, Bethel Johnson, Don Davis and Eric Alexander, along with assistant strength and conditioning coach, Harold Nash, drove to the base to deliver the goods and meet with the 200 people currently staying at the base.

Faulk, who hails from Carencro, Louisiana and attended LSU, encouraged his teammates to clean out their closets and bring gently used clothing items to the stadium yesterday. Nearly the entire team brought in bags and boxes of shoes, men's clothes, women's clothes and baby clothes to be donated to the families. From there, Faulk packed up a truck with the thousands of items to transport them to the base.

The Patriots contingent spent several hours with the evacuees, signing autographs and posing for pictures. In addition to Faulk, Alexander and Nash also have ties to the Gulf region; Alexander attended LSU and Nash is a native of New Orleans and attended Louisiana-Lafayette.



Kevin Faulk led a group of Patriots to Otis ANG Base on Cape Cod to deliver clothing to Hurricane Katrina evacuees on Monday, Sept. 12. (L to R) Patriots WR Bethel Johnson, Faulk, Asst. Strength and Conditioning Coach Harold Nash, Rev. Jeffery Brown, an unidentified evacuee, LB Don Davis, LB Eric Alexander

HURRICANE KATRINA RELIEF EFFORTS

In order to raise funds to assist in hurricane relief efforts, the New England Patriots Charitable Foundation established two programs to encourage financial contributions from Patriots players, coaches, staff and fans. Details of the two programs are listed below:

Hurricane Katrina Relief Fund: On Tuesday, September 6, the New England Patriots Charitable Foundation established a Hurricane Katrina Relief Fund to give Patriots fans the opportunity to make financial contributions to hurricane relief efforts. Fans were encouraged to pledge donations in any \$25 increment, but those who made a donation of \$1,000 or more received a special thank you from the Patriots organization. For each \$1,000 donation, the Kraft family and the Patriots Charitable Foundation rewarded the donor with one lower seating bowl ticket to the Patriots-Raiders game. In less than 12 hours, the Patriots Charitable Foundation raised \$165,000, 100 percent of which will go to a variety of non-profit agencies directly supporting relief efforts. Fans may continue to donate to the fund through a link from the Patriots Web site.

Patriots Employee Matching Program: To encourage contributions to the Gulf Coast recovery efforts in the wake of Hurricane Katrina, the New England Patriots Charitable Foundation has established a program for Patriots players, coaches and employees to make donations in support of the hurricane relief efforts. If players, coaches and staff choose to make a personal financial contribution to a sanctioned non-profit organization that is working directly with disaster relief, the Kraft family, through the New England Patriots Charitable Foundation, will match those contributions for the first \$100,000 raised.

Cradles to Crayons Hurricane Relief Collection

On Saturday, September 10, the New England Patriots Charitable Foundation and Bank of America teamed up with Cradles to Crayons, a non-profit organization dedicated to providing homeless children with essential supplies, to host a collection drive to benefit the children of displaced families of Hurricane Katrina. In just three hours, Cradles to Crayons accepted thousands of new and slightly used items outside of the ProShop at Gillette Stadium. Clothes, shoes, school supplies, toys, books, strollers and cribs were collected, and all of the items will be sent to agencies housing Hurricane Katrina evacuees.

UPCOMING EVENT

September 17: The Peabody, Mass. NFL Flag football program will visit Gillette Stadium to practice like the pros on the Gillette Stadium practice fields.



THREE-TIME SUPER BOWL CHAMPIONS





BROADCAST INFORMATION

PATRIOTS ALL ACCESS

Patriots All Access, an Emmy Award-winning one-hour magazine show, airs weekly throughout the season on WCVB-TV Channel 5 in Boston. Indicative of its name, Patriots All Access provides viewers exclusive, behind-the-scenes access and weekly in-depth features on Patriots players and personnel. WCVB's Mike Lynch hosts the program and is joined by head coach Bill Belichick for a weekly chalk talk and also by a Patriots player of the week. Another weekly segment takes a look at what Patriots players do off the field. The show also offers game previews, reviews and comprehensive analysis of every Patriots game.



WCVB-TV Channel 5

Patriots All Access.....Saturdays at 7:00 p.m and Sundays at 10:00 a.m.

TOTALLY PATRIOTS



Totally Patriots, a youth-oriented football show, will make its debut for the 2005 season, airing each Sunday morning on WCVB, Channel 5 in Boston. The show, hosted by Kerry Connolly, will premiere on Sept. 18 and will be geared towards young fans and will include a health and fitness segment as well as a weekly football tips feature with Patriots Hall of Fame linebacker Andre Tippett and a current Patriots player. Other features and segments will emphasize the importance of an active lifestyle and let young football players hear directly from the pros. Check your local listings for other times and locations.

WCVB-TV Channel 5

Totally Patriots.....Sundays at 11:00 a.m., starting Sept. 18

WBCN PATRIOTS ROCK RADIO NETWORK

For the 11th consecutive season, WBCN was proud to be the flagship station for the Patriots Rock Radio Network. Every Patriots game was heard on WBCN (104.1 FM) and its network of 36 stations throughout all six New England states. Longtime broadcast tandem Gil Santos and Gino Cappelletti call all of the action in static-free stereo sound.



FLAGSHIP STATION
WBCN
Boston ★ 104.1 FM



MASSACHUSETTS

WBSM	Fairhaven	1420 AM
WSAR	Fall River	1480 AM
WGAW	Gardner	1340 AM
WPVQ	Greenfield	95.3 FM
WBEC	Pittsfield	1420 AM
WBEC	Pittsfield	95.7 FM
WAQY	Springfield	102.1 FM
WXTK	Cape Cod	95.1 FM
WWFX	Worcester	100.1 FM

MAINE

WEBB	Augusta	98.5 FM
WNSX	Bangor	97.7 FM
WHOU	Houlton	100.1 FM
WBLM	Portland	102.9 FM
WFZX	Searsport	101.7 FM

CONNECTICUT

WCCC	Hartford	106.9 FM
WMOS	New London	104.7 FM
WINY	Putnam	1350 AM

NEW HAMPSHIRE

WKXL	Concord	1450 AM
WSHK	Dover	105.3 FM
WSAK	Hampton	102.1 FM
WTPL	Hillsboro	107.7 FM
WVRR	Lebanon	101.7 FM
WFEA	Manchester	1370 AM
WWHQ	Meredith	101.5 FM
WPKQ	N. Conway	103.7 FM

RHODE ISLAND

WSKO	Providence	790 AM
WSKO	Providence	99.7 FM

VERMONT

WBTN	Bennington	1370 AM
WKVT	Brattleboro	92.7 FM
WEAV	Burlington	960 AM
WXZO	Burlington	96.7 FM
WMXR	Woodstock	93.9 FM
WMOO	Derby	92.1 FM
WEXP	Rutland	101.5 FM
WSTJ	St Johnsbury	1340 AM
WSNO	Waterbury	1450 AM

PATRIOTS MONDAY ON WEEI

Sports Radio WEEI has the exclusive rights to broadcast "Patriots Monday" from Gillette Stadium every week during the season. The daylong programming lineup offers fans unique access from head coach Bill Belichick and quarterback Tom Brady along with appearances by other star players.

Sports Radio WEEI

850 AM (Boston) and 103.7 FM (Providence)

Time (Mondays)

6:00 – 10:00 a.m.	Show Dennis and Callahan	Guest(s) Tom Brady
10:00 a.m. – 2:00 p.m.	Dale and Holley	Stars of the Week
2:00 – 6:00 p.m.	The Big Show	Coach Belichick

PATRIOTS FOOTBALL WEEKLY ON WB56

Join the editorial staff of Patriots Football Weekly for a half-hour Patriots extravaganza every Saturday night during the football season on WLVI-TV (WB56). The ultimate studio sports show for the ultimate Patriots fan is patterned like the official team newspaper, aiming to be confrontational and opinionated as the reporters dish about what's ahead for the team, give opponent analysis and offer insider information they've learned from working in the trenches at Gillette Stadium.

WLVI-TV Channel 56

Patriots Football Weekly Every Saturday night at Midnight

PATRIOTS.COM

The official Web site of the New England Patriots offers fans an exciting lineup of daily features and is one of the most advanced and exciting Web sites in all of sports.



Patriots Video News is a streaming video show broadcast daily on Patriots.com, giving Patriots fans interviews and analysis that picks up where the newspapers and TV reports leave off. **Patriots.com Radio** features six hours of original daily programming beginning at noon ET and allows fans to interact with hosts and guests via phone and email. Besides these features, the site offers daily news updates, press releases, live coverage of all press conferences and much more.

TELEVISION RATINGS

Historically, the Patriots have been at or near the top of the weekly television ratings for the 2.4 million homes in the Boston market. Below is a historical perspective to show the Patriots' consistent popularity in the Boston market. According to Nielsen Media Research, Boston is the fifth-largest television market in the country, behind New York, Los Angeles, Chicago and Philadelphia.

RATINGS HISTORY

Season	Rating / Share
2004 Regular Season Average	31.2 / 56
2004 Postseason Average	48.9 / 70
2003 Regular Season Average	26.8 / 51
2003 Postseason Average	47.0 / 72
2002 Regular Season Average	28.5 / 53
2001 Regular Season Average	24.7 / 48
2001 Postseason Average	47.4 / 73

Note: Each ratings point represents one percent of the 2.4 million homes in the Boston TV market.



THREE-TIME SUPER BOWL CHAMPIONS





2005 TRANSACTIONS

FEBRUARY, 2005

2/4	Billy Yates.....	Signed to active roster
2/12	Eric Mangini.....	Named Defensive Coord.
2/16	Ike Charlton.....	Signed
	Lance Nimmo.....	Signed from practice squad
	Buck Rasmussen.....	Signed from practice squad
	Mark Bartosic.....	Signed/allocated NFL Europe
	Ricky Bryant.....	Signed/allocated NFL Europe
	Kory Chapman.....	Signed/allocated NFL Europe
	Cedric James.....	Signed/allocated NFL Europe
	Grant Steen.....	Signed/allocated NFL Europe
	Joel Jacobs.....	Allocated to NFL Europe
2/23	Joel Collier.....	Named Asst. Secondary Coach
	Harold Nash.....	Named Asst. Str. & Cond. Coach
	Earthwind Moreland.....	Released
	Buck Rasmussen.....	Released
	Wilbert Brown.....	Released
	Zeron Flemister.....	Released
2/25	Ty Law.....	Released
2/28	Roman Phifer.....	Released

MARCH, 2005

3/4	Duane Starks.....	Acquired via Trade (ARZ)
3/7	Pete Mangurian.....	Named Tight Ends Coach
	Patrick Pass.....	Re-Signed
3/8	Stephen Neal.....	Re-Signed
3/13	Tim Dwight.....	Signed
3/15	Tom Ashworth.....	Re-Signed
3/22	Don Davis.....	Re-Signed
3/24	Ethan Kelley.....	Re-Signed

APRIL, 2005

4/5	David Terrell.....	Signed
4/14	Monty Beisel.....	Signed
4/18	Wesly Mallard.....	Signed
4/23	Logan Mankins.....	Drafted
	Ellis Hobbs.....	Drafted
	Nick Kaczur.....	Drafted
4/24	James Sanders.....	Drafted
	Ryan Claridge.....	Drafted
	Matt Cassel.....	Drafted
	Andy Stokes.....	Drafted
4/26	Chad Scott.....	Signed
4/29	Doug Flutie.....	Signed
	DeCori Birmingham, Travis Conway, Kyle Eckel, Robbie Gould, Ryan Krug, Mike Lorenz, Matt Phillips, Andre Torrey, Raymond Ventrone and Mike Wright.....	Signed as rookie free agents
4/30	Earl Charles, Michael McGrew, Michael Rogers and Antonio Thomas.....	Signed as rookie free agents
	Rhett Kopp.....	Signed
	DeMarco McNeil.....	Signed

MAY, 2005

5/2	Matt Phillips.....	Released
5/4	Keith Traylor.....	Released
5/6	Michael Rogers.....	Released
	Mark Bartosic.....	Released
5/10	Chad Brown.....	Signed
5/12	Victor Leyva.....	Signed
5/18	Otis Smith.....	Signed and placed on Res./Retired
5/23	Troy Brown.....	Re-Signed

JUNE, 2005

6/1	Lance Nimmo.....	Released
	Chris Redman.....	Released
6/6	Antuan Edwards.....	Signed
6/9	Ike Charlton.....	Released
6/10	Andy Stokes.....	Signed
6/15	Travis Conway.....	Released
	Mike Lorenz.....	Released
6/28	Bryan Anderson.....	Signed
	Chad Morton.....	Signed
	Matt Cassel.....	Signed
	Ryan Claridge.....	Signed

JULY, 2005

7/15	Scott Pioli.....	Signed to a contract extension
7/20	Nick Kaczur.....	Signed
	James Sanders.....	Signed
7/22	Ellis Hobbs.....	Signed
	DeCori Birmingham.....	Released
7/23	Earl Charles.....	Released
7/24	Bam Childress.....	Signed
	DeMarco McNeil.....	Released
7/25	Logan Mankins.....	Signed
7/27	Michael McGrew.....	Released
7/28	Ted Johnson.....	Retired
	Rich Musinski.....	Signed
	Bryan Anderson.....	Placed on PUP list
	Tedy Bruschi.....	Placed on PUP list
	Tim Dwight.....	Placed on PUP list
	Chad Morton.....	Placed on PUP list
	Bethel Johnson.....	Placed on PUP list
	Ethan Kelley.....	Placed on NFI list
7/29	Eugene Baker.....	Signed
	Bryan Anderson.....	Released
7/31	Jason Anderson.....	Signed

AUGUST, 2005

8/1	Tim Dwight.....	Activated from PUP list
	Ethan Kelley.....	Released
	Jake Schifino.....	Released
8/2	Mario Monds.....	Signed
8/3	Tom Sverchek.....	Signed
	Rich Musinski.....	Released
8/5	Ricky Bryant.....	Released
8/8	Matt Brandt.....	Signed
	Andy Stokes.....	Released
8/9	Matt Brandt.....	Released
8/14	Mario Monds.....	Released
8/15	Ifo Pili.....	Signed
	Ryan Claridge.....	Placed on Reserve / Injured
8/21	Rhett Kopp.....	Released
8/22	Andre' Davis.....	Acquired via Trade (CLV)
8/24	Eugene Baker.....	Released
8/25	Antuan Edwards.....	Released
8/29	Rohan Davey.....	Released
	Cedric Cobbs.....	Released
	Dexter Reid.....	Released
8/30	Jason Anderson, Robbie Gould, Ryan Krug, Chad Morton, Ifo Pili, Hank Poteat and Antonio Thomas.....	Released
	Bethel Johnson.....	Activated from PUP list
	Michael McGrew.....	Placed on Reserve / Injured

SEPTEMBER, 2005

9/3	Eric Alexander, Rodney Bailey, Kory Chapman, Bam Childress, Kyle Eckel, Joel Jacobs, Victor Leyva, Gene Mruczkowski, Jeff Roehl, P.K. Sam, Grant Steen, Tom Sverchek, David Terrell, Andre Torrey, Raymond Ventrone, Jed Weaver and Billy Yates.....	Released
9/4	Eric Alexander, Kory Chapman, Bam Childress, Ryan Krug, Jared Newberry, Raymond Ventrone and Billy Yates.....	Signed to the Practice Squad
9/5	Wesley Britt.....	Signed to the Practice Squad
9/7	Andre Torrey.....	Signed to the Practice Squad
	Raymond Ventrone.....	Released from Practice Squad
9/8	P.K. Sam.....	Signed to the Practice Squad
	Ryan Krug.....	Released from Practice Squad



THREE-TIME SUPER BOWL CHAMPIONS





2005 OFFENSIVE STATISTICS

WON 1, LOST 0

09/08 W 30-20	Oakland	68,756
09/18	at Carolina	
09/25	at Pittsburgh	
10/02	San Diego	
10/09	at Atlanta	
10/16	at Denver	
10/30	Buffalo	
11/07	Indianapolis	
11/13	at Miami	
11/20	New Orleans	
11/27	at Kansas City	
12/04	New York Jets	
12/11	at Buffalo	
12/17	Tampa Bay	
12/26	at New York Jets	
01/01	Miami	

	N.E.	Opp.
TOTAL FIRST DOWNS	22	19
Rushing	5	4
Passing	13	12
Penalty	4	3
3rd Down: Made/Att	6/16	4/13
3rd Down Pct.	37.5	30.8
4th Down: Made/Att	0/1	0/0
4th Down Pct.	0.0	0.0
POSSESSION AVG.	32:20	27:40
TOTAL NET YARDS	379	338
Avg. Per Game	379.0	338.0
Total Plays	69	63
Avg. Per Play	5.5	5.4
NET YARDS RUSHING	73	92
Avg. Per Game	73.0	92.0
Total Rushes	31	22
NET YARDS PASSING	306	246
Avg. Per Game	306.0	246.0
Sacked/Yards Lost	0/0	2/19
Gross Yards	306	265
Att./Completions	38/24	39/18
Completion Pct.	63.2	46.2
Had Intercepted	0	0
PUNTS/AVERAGE	7/38.4	8/44.5
NET PUNTING AVG.	7/36.3	8/39.0
PENALTIES/YARDS	7/46	16/149
FUMBLES/BALL LOST	0/0	2/1
TOUCHDOWNS	4	3
Rushing	2	0
Passing	2	3
Returns	0	0

* SCORE BY PERIODS	Q1	Q2	Q3	Q4	OT	PTS
TEAM	10	7	6	7	0	30
OPPONENTS	7	7	0	6	0	20

* SCORING	TD	Ru	Pa	Rt	K-PAT	FG	S	PTS
Dillon	2	2	0	0			0	12
Branch	1	0	1	0			0	6
Dwight	1	0	1	0			0	6
Vinatieri	0	0	0	0	3/ 4	1/ 1	0	6
TEAM	4	2	2	0	3/ 4	1/ 1	0	30
OPPONENTS	3	0	3	0	2/ 2	0/ 1	0	20

2-Pt. Conversions: TEAM 0-0, OPPONENTS 0-1

SACKS: Green 1.0, Vrabel 1.0, TEAM 2.0, OPPONENTS 0.0

* RUSHING	No.	Yds	Avg	Long	TD
Dillon	23	63	2.7	10	2
Faulk	5	11	2.2	4	0
Brady	3	-1	-1.3	0	0
TEAM	31	73	2.4	10	2
OPPONENTS	22	92	4.2	19	0

* RECEIVING	No.	Yds	Avg	Long	TD
Branch	7	99	14.1	29	1
T. Brown	6	51	8.5	20	0
Faulk	3	18	6.0	8	0
Watson	2	55	27.5	35	0
Givens	2	31	15.5	26	0
Dillon	2	30	15.0	25	0
Graham	1	17	17.0	17	0
Dwight	1	5	5.0	5t	1
TEAM	24	306	12.8	35	2
OPPONENTS	18	265	14.7	73t	3

* INTERCEPTIONS	No.	Yds	Avg	Long	TD
Wilfork	0	0	---	---	0
TEAM	0	0	---	---	0
OPPONENTS	0	0	---	---	0

* PUNTING	No.	Yds	Avg	Net	TB	In	Lg	B
Jo. Miller	6	269	44.8	36.3	0	3	49	1
TEAM	7	269	38.4	36.3	0	3	49	1
OPPONENTS	8	356	44.5	39.0	0	3	58	0

* PUNT RETURNS	Ret	FC	Yds	Avg	Long	TD
Dwight	4	0	44	11.0	27	0
T. Brown	0	2	0	---	---	0
TEAM	4	2	44	11.0	27	0
OPPONENTS	3	0	15	5.0	15	0

* KICKOFF RETURNS	No.	Yds	Avg	Long	TD
Faulk	2	42	21.0	26	0
Hobbs	1	37	37.0	37	0
TEAM	3	79	26.3	37	0
OPPONENTS	6	151	25.2	29	0

* FIELD GOALS	1-19	20-29	30-39	40-49	50+
Vinatieri	0/ 0	1/ 1	0/ 0	0/ 0	0/0
TEAM	0/ 0	1/ 1	0/ 0	0/ 0	0/0
OPPONENTS	0/ 0	0/ 0	0/ 0	0/ 1	0/0
Vinatieri: (26G)					
OPPONENTS: (43N)					

* PASSING	Att	Cmp	Yds	Cmp%	Yds/Att	TD	TD%	Int	Int%	Long	Sack/Lost	Rating
Brady	38	24	306	63.2	8.05	2	5.3	0	0.0	35	0/ 0	105.8
TEAM	38	24	306	63.2	8.05	2	5.3	0	0.0	35	0/ 0	105.8
OPPONENTS	39	18	265	46.2	6.79	3	7.7	0	0.0	73t	2/ 19	94.5



THREE-TIME SUPER BOWL CHAMPIONS





2005 DEFENSIVE STATISTICS

Tackle Statistics Based on Coaches' Film Review

DEFENSIVE STATISTICS											SP. TEAMS					FUMBLES - LOST (0-0)				
Name	TT	UT	A	S/ YL	Int/	Yds	PD	FF	FR		TT	UT	A	FF	FR	Own				
Richard Seymour	8	5	3	-	-	-	-	1	-	-	0	0	0	-	-	No.	Lost	Rec.	O.B.	
Eugene Wilson	7	5	2	-	-	-	-	1	-	-	1	1	0	-	-	None	0	0	0	
Monty Beisel	7	4	3	-	-	-	-	-	-	-	0	0	0	-	-	Totals	0	0	0	
Chad Brown	6	4	2	-	-	-	-	-	-	-	0	0	0	-	-					
Mike Vrabel	5	5	0	1.0	6.0	-	-	-	-	-	0	0	0	-	-					
Jarvis Green	5	4	1	1.0	13.0	-	-	-	1	-	0	0	0	-	-	BLOCKED KICKS				
Ty Warren	5	1	4	-	-	-	-	-	-	-	0	0	0	-	-	XP	FG	P		
Rodney Harrison	4	1	3	-	-	-	-	-	-	-	3	2	1	-	-	Totals	0	0	0	
Willie McGinest	3	2	1	-	-	-	-	-	-	-	0	0	0	-	-					
Asante Samuel	3	2	1	-	-	-	-	-	-	-	0	0	0	-	-					
Randall Gay	2	2	0	-	-	-	-	-	-	-	3	2	1	-	-	MISC. OFFENSIVE STATS				
Vince Wilfork	2	1	1	-	-	-	-	-	1	-	0	0	0	-	-	Tkl	Ast	FF	FR	
Rosevelt Colvin	1	1	0	-	-	-	-	-	-	-	0	0	0	-	-	None				
Tyrone Poole	1	1	0	-	-	-	-	-	-	-	0	0	0	-	-	Totals	0	0	0	
Don Davis	0	0	0	-	-	-	-	-	-	-	3	0	3	-	-					
Wesly Mallard	0	0	0	-	-	-	-	-	-	-	2	1	1	-	-					
Matt Chatham	0	0	0	-	-	-	-	-	-	-	1	1	0	-	-					
Guss Scott	0	0	0	-	-	-	-	-	-	-	1	0	1	-	-					
Totals	59	38	21	2.0	19.0	0	0	2	1	1	14	7	7	0	0					

LEGEND

TT- Total Tackles

UT- Unassisted Tackles

A- Assists

S/Yds- Sacks/Yards Lost

I/Ret.- Interceptions/Return Yards

PD- Pass Defensed

FF- Forced Fumbles

FR- Fumbles Recovered

Tack. T.O. - Tackles off Turnovers

O.B. - Out of Bounds



THREE-TIME SUPER BOWL CHAMPIONS





HOW THE 2005 PATRIOTS WERE BUILT

YEAR	DRAFTEES (27)	AS OF SEPTEMBER 13, 2005 VETERAN FREE AGENTS (15)	WAIVERS (1) / TRADES (3)	ROOKIE AND FIRST-YEAR FREE AGENTS (7)
1993	Troy Brown (8)			
1994	Willie McGinest (1)			
1995				
1996				Adam Vinatieri (fa)
1997				
1998				
1999	Kevin Faulk (2)			
2000	Tom Brady (6b) Patrick Pass (7b)		Matt Chatham (fa) (cw-STL)	Lonie Paxton (fa)
2001	Richard Seymour (1) Matt Light (2)	Larry Izzo (fa) (MIA) Mike Vrabel (3) (PIT)		Tom Ashworth (fa) Stephen Neal (fa)
2002	Daniel Graham (1) Deion Branch (2) Jarvis Green (4b) David Givens (7b)	Christian Fauria (2) (SEA)		Russ Hochstein (5)
2003	Ty Warren (1) Eugene Wilson (2a) Bethel Johnson (2b) Dan Klecko (D4a) Asante Samuel (4b) Dan Koppen (5) Tully Banta-Cain (7b)	Rosevelt Colvin (4) (CHI) Don Davis (fa) (STL) Brandon Gorin (7) (SD) Rodney Harrison (5) (SD) Tyrone Poole (1) (DEN)		
2004	Vince Wilfork (1a) Benjamin Watson (1b) Marquise Hill (2) Guss Scott (3)	Josh Miller (fa) (PIT)	Corey Dillon (2) (tr-CIN)	Randall Gay (fa)
2005	Logan Mankins (1) Ellis Hobbs (3a) Nick Kaczur (3b) James Sanders (4) Matt Cassel (7a)	Monty Beisel (4) (KC) Chad Brown (2) (SEA) Tim Dwight (4) (SD) Doug Flutie (11) (SD) Wesly Mallard (6) (NYG) Chad Scott (1) (PIT)	Duane Starks (1) (tr-ARZ) Andre' Davis (2) (tr-CLV)	Mike Wright (fa)

INJURED RESERVE (2)

Ryan Claridge (D5-05)
Michael McGrew (FA-05)

RESERVE/PUP (1)

Tedy Bruschi (D3-96)

^ Restricted Free Agent

(#) - indicates round drafted

(fa) - indicates non-drafted free agents



THREE-TIME SUPER BOWL CHAMPIONS





2005 ALPHABETICAL ROSTER

September 13, 2005

#	NAME	POS	HT	WT	BORN	YR	COLLEGE	H.S. HOMETOWN
68	Ashworth, Tom	T	6-6	305	10/10/77	4	Colorado	Englewood, Colo.
48	Banta-Cain, Tully	LB	6-2	250	08/28/80	3	California	Sunnyvale, Calif.
52	Beisel, Monty	LB	6-3	238	08/20/78	5	Kansas State	Douglass, Kan.
12	Brady, Tom	QB	6-4	225	08/03/77	6	Michigan	San Mateo, Calif.
83	Branch, Deion	WR	5-9	193	07/18/79	4	Louisville	Albany, Ga.
98	Brown, Chad	LB	6-2	245	07/12/70	13	Colorado	Altadena, Calif.
80	Brown, Troy	WR	5-10	196	07/02/71	13	Marshall	Blackville, S.C.
16	Cassel, Matt	QB	6-4	222	05/17/82	R	Southern California	Northridge, Calif.
58	Chatham, Matt	LB	6-4	250	06/28/77	6	South Dakota	Sioux City, Iowa
59	Colvin, Rosevelt	LB	6-3	250	09/05/77	7	Purdue	Indianapolis, Ind.
18	Davis, Andre'	WR	6-1	195	06/12/79	4	Virginia Tech	Niskayuna, N.Y.
51	Davis, Don	LB	6-1	235	12/17/72	10	Kansas	Olathe, Kan.
28	Dillon, Corey	RB	6-1	225	10/24/74	9	Washington	Seattle, Wash.
86	Dwight, Tim	WR	5-8	180	07/13/75	8	Iowa	Iowa City, Iowa
33	Faulk, Kevin	RB	5-8	202	06/05/76	7	Louisiana State	Carencro, La.
88	Fauria, Christian	TE	6-4	250	09/22/71	11	Colorado	Encino, Calif.
2	Flutie, Doug	QB	5-10	180	10/23/62	12	Boston College	Natick, Mass.
21	Gay, Randall	CB	5-11	186	05/05/82	2	Louisiana State	Brusly, La.
87	Givens, David	WR	6-0	215	08/16/80	4	Notre Dame	Humble, Texas
76	Gorin, Brandon	T	6-6	308	07/17/78	4	Purdue	Muncie, Ind.
82	Graham, Daniel	TE	6-3	257	11/16/78	4	Colorado	Denver, Colo.
97	Green, Jarvis	DL	6-3	290	01/12/79	4	Louisiana State	Donaldsonville, La.
37	Harrison, Rodney	S	6-1	220	12/15/72	12	Western Illinois	Chicago, Ill.
91	Hill, Marquise	DE	6-6	300	08/07/82	2	Louisiana State	New Orleans, La.
27	Hobbs, Ellis	CB	5-9	188	05/16/83	R	Iowa State	DeSoto, Texas
71	Hochstein, Russ	G	6-4	305	10/07/77	5	Nebraska	Hartington, Neb.
53	Izzo, Larry	LB	5-10	228	09/26/74	10	Rice	Houston, Texas
81	Johnson, Bethel	WR	5-11	200	02/11/79	3	Texas A&M	Corsicana, Texas
77	Kaczur, Nick	T	6-4	319	07/28/79	R	Toledo	Brantford, Ontario
90	Klecko, Dan	DL	5-11	275	01/12/81	3	Temple	Colts Neck, N.J.
67	Koppen, Dan	C	6-2	296	09/12/79	3	Boston College	Whitehall, Pa.
72	Light, Matt	T	6-4	305	06/23/78	5	Purdue	Greenville, Ohio
96	Mallard, Wesly	LB	6-1	230	11/21/78	4	Oregon	Columbus, Ga.
70	Mankins, Logan	OL	6-4	307	03/10/82	R	Fresno State	Catheys Valley, Calif.
55	McGinest, Willie	LB	6-5	270	12/11/71	12	Southern California	Long Beach, Calif.
8	Miller, Josh	P	6-4	225	07/14/70	10	Arizona	Rockaway, N.Y.
61	Neal, Stephen	G	6-4	305	10/09/76	4	Cal State-Bakersfield	San Diego, Calif.
35	Pass, Patrick	FB	5-10	217	12/31/77	6	Georgia	Tucker, Ga.
66	Paxton, Lonie	LS	6-2	260	03/13/78	6	Sacramento State	Corona, Calif.
38	Poole, Tyrone	CB	5-8	188	02/03/72	10	Fort Valley State	LaGrange, Ga.
22	Samuel, Asante	CB	5-10	185	01/06/81	3	Central Florida	Ft. Lauderdale, Fla.
36	Sanders, James	S	5-10	207	11/11/83	R	Fresno State	Porterville, Calif.
30	Scott, Chad	CB	6-1	202	09/06/74	9	Maryland	Capitol Heights, Md.
29	Scott, Guss	S	5-10	205	05/21/82	2	Florida	Jacksonville, Fla.
93	Seymour, Richard	DL	6-6	310	10/06/79	5	Georgia	Gadsden, S.C.
23	Starks, Duane	CB	5-10	174	05/23/74	8	Miami (Fla.)	Miami, Fla.
4	Vinatieri, Adam	K	6-0	202	12/28/72	10	South Dakota State	Rapid City, S.D.
50	Vrabel, Mike	LB	6-4	261	08/14/75	9	Ohio State	Akron, Ohio
94	Warren, Ty	DL	6-5	300	02/06/81	3	Texas A&M	Bryan, Texas
84	Watson, Benjamin	TE	6-3	253	12/18/80	2	Georgia	Rock Hill, S.C.
75	Wilfork, Vince	DL	6-2	325	11/04/81	2	Miami (Fla.)	Boynton Beach, Fla.
26	Wilson, Eugene	DB	5-10	195	08/17/80	3	Illinois	Merrillville, Ind.
99	Wright, Mike	DL	6-4	295	03/01/82	R	Cincinnati	Cincinnati, Ohio

PRACTICE SQUAD

49	Alexander, Eric	LB	6-2	240	02/08/82	2	Louisiana State	Port Arthur, Texas
65	Britt, Wesley	T	6-8	314	11/21/81	R	Alabama	Cullman, Ala.
32	Chapman, Kory	RB	6-1	202	07/13/80	1	Jacksonville State	Batesville, Miss.
13	Childress, Bam	WR	5-10	185	03/31/82	R	Ohio State	Warrensville Heights, Ohio
46	Newberry, Jared	LB	6-1	234	11/11/81	R	Stanford	Minneapolis, Minn.
14	Sam, P.K.	WR	6-3	210	02/26/83	2	Florida State	Buford, Ga.
43	Torrey, Andre	LB	6-4	245	01/28/82	R	Arizona	Alameda, Calif.
74	Yates, Billy	G	6-2	305	04/15/80	2	Texas A&M	Fort Worth, Texas

HEAD COACH: BILL BELICHICK

ASSISTANTS: Joel Collier, Assistant Secondary; Brian Daboll, Wide Receivers; Ivan Fears, Running Backs; Pepper Johnson, Defensive Line; Eric Mangini, Defensive Coordinator; Pete Mangurian, Tight Ends; Josh McDaniels, Quarterbacks; Harold Nash, Assistant Strength and Conditioning; Matt Patricia, Assistant Offensive Line; Dean Pees, Linebackers; Dante Scarnecchia, Assistant Head Coach/Offensive Line; Brad Seely, Special Teams; Mike Woicik, Strength and Conditioning.



2005 NUMERICAL ROSTER

September 13, 2005

#	NAME	POS	HT	WT	AGE	YR	COLLEGE	HOW ACQ.	P/S/D/I
2	Doug Flutie	QB	5-10	180	42	12	Boston College	FA (SD)-05	0/0/1/0
4	Adam Vinatieri	K	6-0	202	32	10	South Dakota State	FA-96	1/0/0/0
8	Josh Miller	P	6-4	225	35	10	Arizona	FA (PIT)-04	1/0/0/0
12	Tom Brady	QB	6-4	225	28	6	Michigan	D6b-00	1/1/0/0
16	Matt Cassel	QB	6-4	222	23	R	Southern California	D7a-05	0/0/0/1
18	Andre' Davis	WR	6-1	195	26	4	Virginia Tech	TR (CLV)-05	0/0/0/1
21	Randall Gay	CB	5-11	186	23	2	Louisiana State	FA-04	1/0/0/0
22	Asante Samuel	CB	5-10	185	24	3	Central Florida	D4b-03	1/1/0/0
23	Duane Starks	CB	5-10	174	31	8	Miami (Fla.)	TR (ARZ)-05	0/0/0/1
26	Eugene Wilson	DB	5-10	195	25	3	Illinois	D2a-03	1/1/0/0
27	Ellis Hobbs	CB	5-9	188	22	R	Iowa State	D3a-05	1/0/0/0
28	Corey Dillon	RB	6-1	225	30	9	Washington	TR (CIN)-04	1/1/0/0
29	Guss Scott	S	5-10	205	23	2	Florida	D3-04	1/0/0/0
30	Chad Scott	CB	6-1	202	31	9	Maryland	FA (PIT)-05	1/0/0/0
33	Kevin Faulk	RB	5-8	202	29	7	Louisiana State	D2-99	1/0/0/0
35	Patrick Pass	FB	5-10	217	27	6	Georgia	D7b-00	1/0/0/0
36	James Sanders	S	5-10	207	21	R	Fresno State	D4-05	0/0/0/1
37	Rodney Harrison	S	6-1	220	32	12	Western Illinois	FA (SD)-03	1/1/0/0
38	Tyrone Poole	CB	5-8	188	33	10	Fort Valley State	UFA (DEN)-03	1/1/0/0
48	Tully Banta-Cain	LB	6-2	250	25	3	California	D7b-03	0/0/0/1
50	Mike Vrabel	LB	6-4	261	30	9	Ohio State	UFA (PIT)-01	1/1/0/0
51	Don Davis	LB	6-1	235	32	10	Kansas	UFA (STL)-03	1/0/0/0
52	Monty Beisel	LB	6-3	238	27	5	Kansas State	UFA (KC)-05	1/1/0/0
53	Larry Izzo	LB	5-10	228	30	10	Rice	UFA (MIA)-01	1/0/0/0
55	Willie McGinest	LB	6-5	270	33	12	Southern California	D1-94	1/1/0/0
58	Matt Chatham	LB	6-4	250	27	6	South Dakota	CW-00	1/0/0/0
59	Rosevelt Colvin	LB	6-3	250	28	7	Purdue	UFA (CHI)-03	1/0/0/0
61	Stephen Neal	G	6-4	305	28	4	Cal State-Bakersfield	FA-01	1/1/0/0
66	Lonie Paxton	LS	6-2	260	27	6	Sacramento State	FA-00	1/0/0/0
67	Dan Koppen	C	6-2	296	26	3	Boston College	D5-03	1/1/0/0
68	Tom Ashworth	T	6-6	305	27	4	Colorado	FA-01	1/1/0/0
70	Logan Mankins	OL	6-4	307	23	R	Fresno State	D1-05	1/1/0/0
71	Russ Hochstein	G	6-4	305	27	5	Nebraska	FA-03	1/0/0/0
72	Matt Light	T	6-4	305	27	5	Purdue	D2-01	1/1/0/0
75	Vince Wilfork	DL	6-2	325	24	2	Miami (Fla.)	D1a-04	1/1/0/0
76	Brandon Gorin	T	6-6	308	27	4	Purdue	FA-03	0/0/0/1
77	Nick Kaczur	T	6-4	319	26	R	Toledo	D3b-05	1/0/0/0
80	Troy Brown	WR	5-10	196	34	13	Marshall	D8-93	1/0/0/0
81	Bethel Johnson	WR	5-11	200	25	3	Texas A&M	D2b-03	0/0/0/1
82	Daniel Graham	TE	6-3	257	25	4	Colorado	D1-02	1/1/0/0
83	Deion Branch	WR	5-9	193	26	4	Louisville	D2-02	1/1/0/0
84	Benjamin Watson	TE	6-3	253	29	2	Georgia	D1b-04	1/1/0/0
86	Tim Dwight	WR	5-8	180	30	8	Iowa	FA-05	1/0/0/0
87	David Givens	WR	6-0	215	25	4	Notre Dame	D7b-02	1/1/0/0
88	Christian Fauria	TE	6-4	250	33	11	Colorado	UFA (SEA)-02	1/0/0/0
90	Dan Klecko	DL	5-11	275	24	3	Temple	D4a-03	1/0/0/0
91	Marquise Hill	DE	6-6	300	23	2	Louisiana State	D2-04	0/0/0/1
93	Richard Seymour	DL	6-6	310	25	5	Georgia	D1-01	1/1/0/0
94	Ty Warren	DL	6-5	300	24	3	Texas A&M	D1-03	1/1/0/0
96	Wesly Mallard	LB	6-1	230	26	4	Oregon	FA (NYG)-05	0/0/0/1
97	Jarvis Green	DL	6-3	290	26	4	Louisiana State	D4b-02	1/0/0/0
98	Chad Brown	LB	6-2	245	35	13	Colorado	FA (SEA)-05	1/1/0/0
99	Mike Wright	DL	6-4	295	23	R	Cincinnati	FA-05	0/0/1/0

RESERVE / PHYSICALLY UNABLE TO PERFORM

54	Tedy Bruschi	LB	6-1	247	32	10	Arizona	D3-96	0/0/0/0
----	--------------	----	-----	-----	----	----	---------	-------	---------

RESERVE / INJURED

47	Ryan Claridge	LB	6-2	254	24	R	Nevada-Las Vegas	D5-05	-/-/-/-
15	Michael McGrew	WR	6-2	201	23	R	Virginia	FA-05	-/-/-/-

HEAD COACH: BILL BELICHICK

ASSISTANTS: Joel Collier, Assistant Secondary; Brian Daboll, Wide Receivers; Ivan Fears, Running Backs; Pepper Johnson, Defensive Line; Eric Mangini, Defensive Coordinator; Pete Mangurian, Tight Ends; Josh McDaniels, Quarterbacks; Harold Nash, Assistant Strength and Conditioning; Matt Patricia, Assistant Offensive Line; Dean Pees, Linebackers; Dante Scarnecchia, Assistant Head Coach/Offensive Line; Brad Seely, Special Teams; Mike Woicik, Strength and Conditioning.

Ages as of September 18, 2005



UNOFFICIAL 2005 DEPTH CHART

Unofficial depth chart compiled by Patriots Media Relations, Sept. 13, 2005

OFFENSE

WR: 83 Deion Branch (1/1/0/0)	86 Tim Dwight (1/0/0/0)	81 Bethel Johnson (0/0/0/1)*
LT: 72 Matt Light (1/1/0/0)	76 Brandon Gorin (0/0/0/1)*	
LG: <u>70 Logan Mankins (1/1/0/0)</u>	71 Russ Hochstein (1/0/0/0)	
C: 67 Dan Koppen (1/1/0/0)	71 Russ Hochstein (1/0/0/0)	
RG: 61 Stephen Neal (1/1/0/0)	71 Russ Hochstein (1/0/0/0)	
RT: 68 Tom Ashworth (1/1/0/0)	<u>77 Nick Kaczur (1/0/0/0)</u>	
TE: 82 Daniel Graham (1/1/0/0)	84 Benjamin Watson (1/1/0/0)	88 Christian Fauria (1/0/0/0)
WR: 87 David Givens (1/1/0/0)	80 Troy Brown (1/0/0/0)	18 Andre' Davis (0/0/0/1)*
QB: 12 Tom Brady (1/1/0/0)	2 Doug Flutie (0/0/1/0)	<u>16 Matt Cassel (0/0/0/1)*</u>
RB: 28 Corey Dillon (1/1/0/0)	33 Kevin Faulk (1/0/0/0)	
FB: 35 Patrick Pass (1/0/0/0)		

DEFENSE

LE: 94 Ty Warren (1/1/0/0)	91 Marquise Hill (0/0/0/1)*	<u>99 Mike Wright (0/0/1/0)</u>
NT: 75 Vince Wilfork (1/1/0/0)	90 Dan Klecko (1/0/0/0)	
RE: 93 Richard Seymour (1/1/0/0)	97 Jarvis Green (1/0/0/0)	
LOLB: 50 Mike Vrabel (1/1/0/0)	48 Tully Banta-Cain (0/0/0/1)*	96 Wesly Mallard (1/0/0/0)
ILB: 52 Monty Beisel (1/1/0/0)	51 Don Davis (1/0/0/0)	
ILB: 98 Chad Brown (1/1/0/0)	53 Larry Izzo (1/0/0/0)	58 Matt Chatham (1/0/0/0)
ROLB: 55 Willie McGinest (1/1/0/0)	59 Roosevelt Colvin (1/0/0/0)	58 Matt Chatham (1/0/0/0)
LCB: 22 Asante Samuel (1/1/0/0)	21 Randall Gay (1/0/0/0)	23 Duane Starks (0/0/0/1)*
RCB: 38 Tyrone Poole (1/1/0/0)	30 Chad Scott (1/0/0/0)	<u>27 Ellis Hobbs (1/0/0/0)</u>
FS: 26 Eugene Wilson (1/1/0/0)	29 Guss Scott (1/0/0/0)	
SS: 37 Rodney Harrison (1/1/0/0)	<u>36 James Sanders (0/0/0/1)*</u>	

SPECIAL TEAMS

K: 4 Adam Vinatieri (1/0/0/0)	8 Josh Miller (1/0/0/0)	
P: 8 Josh Miller (1/0/0/0)	4 Adam Vinatieri (1/0/0/0)	
H: 8 Josh Miller (1/0/0/0)	12 Tom Brady (1/1/0/0)	
PR: 86 Tim Dwight (1/0/0/0)	80 Troy Brown (1/0/0/0)	33 Kevin Faulk (1/0/0/0)
KR: 33 Kevin Faulk (1/0/0/0)	<u>27 Ellis Hobbs (1/0/0/0)</u>	35 Patrick Pass (1/0/0/0)
LS: 66 Lonie Paxton (1/0/0/0)	71 Russ Hochstein (1/0/0/0)	

*- Player was inactive for last week's game
Rookie and first-year players are underlined

PATRIOTS PRONUNCIATION GUIDE

Monty Beisel..... BI-zul
Matt Cassel CASTLE
Christian Fauria FOUR-ee-ay
Marquise Hill mar-KEESE
Russ Hochstein..... HOKE-stine

Bethel Johnson BETH-ull
Nick Kaczur KÄ-zur
Dan Koppen..... COPE-en
Adam Vinatieri vin-a-TERRY



THREE-TIME SUPER BOWL CHAMPIONS





PATRIOTS IN CONTEXT

THREE NFL TITLES OVER A FOUR-YEAR SPAN

Team	Era	Champ. Seasons
New England Patriots	2001-Present	2001, 2003, 2004
Dallas Cowboys	1992-1995	1992, 1993, 1995
Green Bay Packers	1965-1967	1965, 1966, 1967
Chicago Bears	1940-1943	1940, 1941, 1943
Green Bay Packers	1929-1931	1929, 1930, 1931

NOTE: NFL Champions have been determined as follows – First-place team in the final standings (1920-32); Winner of the NFL championship game (1933-65); Winner of the Super Bowl (1966-present).

BACK-TO-BACK SUPER BOWL CHAMPIONS

Team	Seasons	Championship Game Results
NE	2003-2004	Def. Carolina in Super Bowl XXXVIII, 32-29 Def. Philadelphia in Super Bowl XXXIX, 24-21 Def. Green Bay in Super Bowl XXXII, 31-24
DEN	1997-1998	Def. Atlanta in Super Bowl XXXIII, 34-19 Def. Buffalo in Super Bowl XXVII, 52-17
DAL	1992-1993	Def. Buffalo in Super Bowl XXVII, 30-13 Def. Cincinnati in Super Bowl XXIII, 20-16
SF	1988-1989	Def. Denver in Super Bowl XXIV, 55-10 Def. Dallas in Super Bowl XIII, 35-31
PIT	1978-1979	Def. L.A. Rams in Super Bowl XIV, 31-19 Def. Minnesota in Super Bowl IX, 16-6
PIT	1974-1975	Def. Dallas in Super Bowl X, 21-17 Def. Washington in Super Bowl VII, 14-7
MIA	1972-1973	Def. Minnesota in Super Bowl VIII, 24-7 Def. Kansas City in Super Bowl I, 35-10
GB	1966-1967	Def. Oakland in Super Bowl II, 33-14

NOTE: There were eight back-to-back NFL champions in the pre-Super Bowl Era (1920-1965). In addition to those eight occurrences, Green Bay won three titles in a row from 1929-1931 and also won three consecutive titles from 1965-1967 (including the 1965 NFL championship game and the first two Super Bowls in 1966 and 1967). No team has won three consecutive Super Bowls.

ALL-TIME SUPER BOWL VICTORIES

Team	Titles	Championship Seasons
Dallas Cowboys.....	5	1971, 1977, 1992, 1993, 1995
San Francisco 49ers	5	1981, 1984, 1988, 1989, 1994
Pittsburgh Steelers	4	1974, 1975, 1978, 1979
New England Patriots	3	2001, 2003, 2004
Green Bay Packers	3	1966, 1967, 1996
Washington Redskins	3	1982, 1987, 1991
Oakland/L.A. Raiders.....	3	1976, 1980, 1983
Denver Broncos	2	1997, 1998
New York Giants	2	1986, 1990
Miami Dolphins	2	1972, 1973

NOTE: Teams are sorted by most recent championship season

PRO FOOTBALL'S LONGEST WINNING STREAKS

Includes postseason games

Wins	Team	Years	League
21.....	New England Patriots.....	2003-04.....	NFL
18.....	Denver Broncos.....	1997-98	NFL
18.....	San Francisco 49ers.....	1989-90	NFL
18.....	Miami Dolphins	1972-73	NFL
18.....	Cleveland Browns	1947-48	AAFC
18.....	Chicago Bears	1941-42	NFL
18.....	Chicago Bears	1933-34	NFL
17.....	Oakland Raiders	1976-77	NFL

Includes teams from the NFL (1920-Present), All American Football Conference (1946-49) and American Football League (1960-69).

NFL'S ALL-TIME BEST SINGLE-SEASON RECORDS

(Regular-season and postseason only)

Year	Team	Total	Reg	Post
1985	Bears	18-1	15-1	3-0
1984	49ers	18-1	15-1	3-0
1972	Dolphins	17-0	14-0	3-0
2004	Patriots	17-2	14-2	3-0
2003	Patriots	17-2	14-2	3-0
1998	Broncos	17-2	14-2	3-0
1991	Redskins	17-2	14-2	3-0
1989	49ers	17-2	14-2	3-0
1986	Giants	17-2	14-2	3-0
1978	Steelers	17-2	14-2	3-0

CLOSEST SUPER BOWL GAMES

Season	Game	Winner	Loser	Score	Margin
1990	XXV	NYG	BUF	20-19	1
2004	XXXIX	NE	PHI	24-21	3
2003	XXXVIII	NE	CAR	32-29	3
2001	XXXVI	NE	STL (Rams)	20-17	3
1970	V	BAL (Colts)	DAL	16-13	3
1988	XXIII	SF	CIN	20-16	4
1978	XIII	PIT	DAL	35-31	4
1975	X	PIT	DAL	21-17	4

MOST VICTORIES IN A TWO-YEAR SPAN

Including regular-season and playoff games

Team	Wins	Seasons	Year 1	Year 2	Record	Pct.
NE	34	2003-2004	17-2	17-2	34-4	.895
DEN	33	1997-1998	16-4	17-2	33-6	.846
MIA	32	1972-1973	17-0	15-2	32-2	.941
CHI	32	1985-1986	18-1	14-3	32-4	.889
SF	32	1989-1990	17-2	15-3	32-5	.865
PIT	32	1978-1979	17-2	15-4	32-6	.842

ALL-TIME NFL POSTSEASON STANDINGS

(Minimum 10 Postseason Games, Since 1920)

Team	W	L	Pct.
Green Bay Packers	24.....	14.....	.632
New England Patriots	16.....	10.....	.615
San Francisco 49ers	25.....	17.....	.595
Washington Redskins.....	22.....	15.....	.595
Dallas Cowboys.....	32.....	22.....	.593

NFL'S LONGEST POSTSEASON WINNING STREAKS

Team	Consec. Wins	Seasons
New England Patriots	9	2001, 2003-04
Green Bay Packers	9	1961-62, 1965-67
Denver Broncos.....	7	1997-98
Dallas Cowboys.....	7	1992-94
San Francisco 49ers	7	1988-90
Pittsburgh Steelers	7	1974-76

ALL-TIME SUPER BOWL APPEARANCES

(Since 1966)

Team	Conference	No.
Dallas Cowboys.....	N	8
Denver Broncos.....	A	6
New England Patriots	A	5
Miami Dolphins	A	5
Pittsburgh Steelers	A	5
Oakland/L.A. Raiders	A	5
San Francisco 49ers	N	5
Washington Redskins.....	N	5

SUPER BOWL APPEARANCES IN LAST 20 YRS

(Since 1985)

Team	Conference	No.
New England Patriots	A	5
Denver Broncos.....	A	5
Buffalo Bills.....	A	4
Dallas Cowboys.....	N	3
New York Giants	N	3
San Francisco 49ers	N	3

SUPER BOWL APPEARANCES IN LAST 10 YRS

(Since 1995)

Team	Conference	No.
New England Patriots	A	4
Denver Broncos.....	A	2
Green Bay Packers	N	2
St. Louis Rams	N	2



THREE-TIME SUPER BOWL CHAMPIONS





INSIDE THE NUMBERS

CAROLINA IN MY MIND

2

The number of times the Patriots and Panthers have faced off in the regular season since the Carolina franchise was established in 1995.

1

The number of teams the Patriots have played fewer times than Carolina since 1995 (Seattle).

1

The number of times the Patriots have traveled to Carolina for a regular-season game prior to this week (01/06/02).

14

The number of the Patriots' 22 starters from Super Bowl XXXVIII who are expected to play in this week's game.

13

The number of the Panthers' 22 starters from Super Bowl XXXVIII who are expected to play in this week's game.

1

The number of current Patriots who have also played for the Panthers (CB Tyrone Poole)

0

The number of current Panthers who have also played for the Patriots.

6-2

The Patriots' record in Week Two games since 1997.

OPENING STRONG

100

The number of total victories owned by Patriots head coach Bill Belichick following last week's season-opening 30-20 win over Oakland.

306

The number of passing yards accumulated by Tom Brady against the Raiders, marking the second consecutive season that he opened the year with a 300-yard game.

0

The number of times Tom Brady was sacked by Oakland.

4

The number of consecutive seasons in which the Patriots have been victorious in their home opener.

CONSECUTIVE STREAKS

66

Consecutive games in which Tom Brady has started at quarterback.

58

Consecutive games in which Matt Light has started at left tackle.

25

Consecutive victories when producing a positive turnover differential.

19

Consecutive games in which the Patriots have scored in the second quarter.

18

Consecutive victories at Gillette Stadium (21 games including playoffs).

7

Consecutive overtime wins (8 games including playoffs).

244

Consecutive Patriots games televised locally, including preseason, regular-season and postseason games.

118

Consecutive sellouts in Foxborough, including preseason, regular-season and postseason games.

NOTE: All of the above streaks include regular-season games only, unless noted.

THE KRAFT ERA

86-36

The Patriots' record at home since 1994, including preseason, regular-season and postseason games.

25-3

The Patriots' record at Gillette Stadium, including regular-season and postseason games (.893 win pct).

128-69

The Patriots' record in preseason, regular-season and postseason games since 1996 (.650 win pct).

92-53

The Patriots' regular-season record since 1996 (.634 win pct).

12-3

The Patriots' postseason record since 1996 (.800 win pct).

THE BELICHICK ERA

63-27

Bill Belichick's overall record as head coach of the Patriots, including the regular season and the playoffs.

32-1

Belichick's record with New England when his team scores 25 points or more.

48-3

Belichick's record with New England when his team scores 21 points or more.

2005 MILESTONES

1

The number of touchdown passes needed by Tom Brady to reach 100 career regular-season touchdowns. He can become the fourth Patriots passer to achieve the feat, joining Steve Grogan (182), Drew Bledsoe (166) and Vito "Babe" Parilli (132).

241

The number of rushing yards needed by Corey Dillon to reach 10,000 yards for his career. Dillon would become the 18th player in NFL history to reach the milestone and the first to do so as a Patriot.

67

The number of points needed by kicker Adam Vinatieri to become the Patriots' all-time leading scorer. He enters 2005 with 1,058 points. Gino Cappelletti (1960-70) holds the franchise record with 1,130 points.

1

The number of sacks needed by Willie McGinest to claim third place on the Patriots' all-time sacks list. He enters 2005 with 72.0 career sacks, trailing Tony McGee (72.5) by 0.5 sacks.

8

The number of sacks McGinest needs to pass Julius Adams (79.5 sacks) for second place on the team's all-time sacks list.

163

The number of receiving yards needed by Kevin Faulk to reach 2,000 for his career. He could become just the third running back in Patriots history to achieve the milestone (Larry Garron, 2,502 and Tony Collins, 2,356).

3

The number of receptions Faulk needs to break into the Patriots' top 10 list for career receptions.

4

The number of receptions Faulk needs to pass Sam Cunningham (210) for second place all-time among Patriots running backs. He would trail only Tony Collins (261).



THREE-TIME SUPER BOWL CHAMPIONS

