



## PATRIOTS, STEELERS FEATURED IN AFC TITLE GAME REMATCH

## MEDIA SCHEDULE

## TUESDAY, SEPTEMBER 20

No Media Availability

## WEDNESDAY, SEPTEMBER 21

10:45 – 11:10 a.m. Coach Belichick Press Conf.  
(in Media Workroom)

11:10 – 11:55 a.m. Open Locker Room

11:40 – 11:55 a.m. Tom Brady Media Availability  
Approx. 12:45 p.m. Media Availability at Practice  
TBA Steelers Player Conf. Call  
TBA Bill Cowher Conference Call

## THURSDAY, SEPTEMBER 22

10:45 – 11:10 a.m. Coach Belichick Press Conf.  
(in Media Workroom)

11:10 – 11:55 a.m. Open Locker Room

Approx. 12:45 p.m. Media Availability at Practice

## FRIDAY, SEPTEMBER 23

10:30 – 11:00 a.m. Coach Belichick Press Conf.  
(in Media Workroom)

11:00 – 11:45 a.m. Open Locker Room

Approx. 12:00 p.m. Media Availability at Practice

## SATURDAY, SEPTEMBER 24

Travel to Pittsburgh – No Media Availability

## SUNDAY, SEPTEMBER 25

4:15 p.m. Patriots at Pittsburgh Steelers

## NEW ENGLAND PATRIOTS (1-1) at PITTSBURGH STEELERS (2-0)

Sunday, September 25, 2005 ★ Heinz Field (64,350) ★ 4:15 p.m. EDT

The New England Patriots will travel to the Steel City for the third time in less than a year to face the Pittsburgh Steelers for the first time since last season's AFC Championship Game. The matchup features a plethora of storylines, as the rich recent history between the two clubs will ensure that this week's contest is one of the most anticipated games of the year in both Western Pennsylvania and New England. The last time the Patriots played in Pittsburgh during the regular season, New England entered the game with an NFL-record 21-game winning streak. This time, it is the Steelers that are on a winning run, having claimed victory in 16 consecutive regular-season contests. That mark is just two wins shy of the all-time regular-season record (18) held by the Patriots – the very same streak that the Steelers snapped less than 11 months ago.

## BROADCAST INFORMATION

**TELEVISION:** This week's game will be televised to a regional audience by CBS and can be seen in Boston on WBZ Channel 4. **Jim Nantz** will handle play-by-play duties and will be joined by analyst **Phil Simms**. **Bonnie Bernstein** will provide sideline reports throughout the game.

**RADIO:** WBCN 104.1 FM is the flagship station for the Patriots Rock Radio Network. A complete listing of the network's 34 stations can be found in this press release. Play-by-play broadcaster **Gil Santos** is in his 28th season as the voice of the Patriots and will call the action along with Patriots Hall of Famer **Gino Cappelletti**. Santos and Cappelletti are celebrating their 21st season as a broadcast tandem.

**NATIONAL RADIO:** This week's game will be broadcast nationally by Westwood One/CBS Radio Sports. **Dave Sims** and **Jack Ham** will call the game.

## 2005 PATRIOTS SCHEDULE

Thurs., Sept. 8	Oakland	W	30-20
Sun., Sept. 18	at Carolina	L	17-27
Sun., Sept. 25	at Pittsburgh	4:15	CBS
Sun., Oct. 2	San Diego	1:00	CBS
Sun., Oct. 9	at Atlanta	1:00	CBS
Sun., Oct. 16	at Denver	4:15	CBS
Sun., Oct. 23	BYE WEEK		
Sun., Oct. 30	Buffalo	8:30	ESPN
Mon., Nov. 7	Indianapolis	9:00	ABC
Sun., Nov. 13	at Miami	1:00	CBS
Sun., Nov. 20	New Orleans	1:00	Fox
Sun., Nov. 27	at Kansas City	1:00	CBS
Sun., Dec. 4	N.Y. Jets	4:15	CBS
Sun., Dec. 11	at Buffalo	1:00	CBS
Sat., Dec. 17	Tampa Bay	1:30	Fox
Mon., Dec. 26	at N.Y. Jets	9:00	ABC
Sun., Jan. 1	Miami	1:00	CBS

## AFC EAST STANDINGS

Teams	W	L	T	Pct.	PF	PA
Buffalo Bills .....	1	1	0	.500	25	26
Miami Dolphins .....	1	1	0	.500	41	27
<b>NEW ENGLAND .....</b>	<b>1</b>	<b>1</b>	<b>0</b>	<b>.500</b>	<b>47</b>	<b>47</b>
New York Jets .....	1	1	0	.500	24	34

## ONE MORE TIME

Each time the Patriots have played in the AFC Championship Game, they have had at least one rematch with their title tilt foes the following regular season. New England has won all five such previous rematches and have also won all five of their AFC Championship Game appearances.

## PATRIOTS IN AFC CHAMPIONSHIP GAME REMATCHES (5-0)

Opponent	AFC Champ.	H/A	W/L	Score	Rematch	H/A	W/L	Score
Miami Dolphins	01/12/86	A	W	31-14	10/05/86	H	W	34-7
Miami Dolphins	"	"	"	"	12/22/86	A	W	34-27
Jacksonville Jaguars	01/12/97	H	W	20-6	12/07/97	A	W	26-20
Pittsburgh Steelers	01/27/01	A	W	24-17	09/09/02	H	W	30-14
Indianapolis Colts	01/18/04	H	W	24-14	09/09/04	H	W	27-24
Pittsburgh Steelers	01/23/05	A	W	41-27	09/25/05	A	?	??-??

## PATRIOTS MEDIA WEB SITE

The Patriots' media-only Web site, located at <http://media.patriots.com>, will be updated for registered users throughout the season with all the latest media information, schedules, rosters and press releases. In addition to up-to-date information, the site's archives allow access to all of the Patriots media materials dating back to the 2002 season. The media site will also serve as the team's primary credentialing system in 2005.

## MEDIA RELATIONS CONTACTS

**Stacey James** ..... Exec. Director of Media Relations..... [staceyj@patriots.com](mailto:staceyj@patriots.com).. 508-384-9105  
**Casey O'Connell** ... Asst. Director of Media Relations..... [caseyo@patriots.com](mailto:caseyo@patriots.com).. 508-384-9111  
**Michelle Murphy** .. Media Relations Coordinator ..... [michelle@patriots.com](mailto:michelle@patriots.com).. 508-384-9119  
**Jared Puffer** ..... Media Relations Assistant ..... [jaredp@patriots.com](mailto:jaredp@patriots.com).. 508-384-9195






# PATRIOTS VS. STEELERS

## SERIES HISTORY

The Patriots and Steelers will square off for the fifth time in five seasons, for the 10th time in 11 seasons and for the third time in less than a calendar year. The two teams played just eight months ago in the AFC Championship Game, a contest won by the Patriots after suffering a loss to Pittsburgh in the 2004 regular season that ended New England's NFL-record 21-game winning streak. The recent rivalry between the teams began in 2001, when New England scored a 24-17 upset win at Heinz Field in the AFC Championship Game as part of New England's first Super Bowl run. The teams followed that memorable matchup in the grand opening of Gillette Stadium in 2002, with the Patriots breaking in their new home with 30-14 win on Monday Night Football. The Patriots have won four of the last five meetings dating back to the 1998 season. Of the previous 21 games in the series, 15 have been played in Pittsburgh, where the Steelers own a 9-5 advantage. New England, however, has won the two playoff meetings at Heinz Field in the 2001 and 2004 AFC Championship Games.



### Overall Record – Steelers 13, Patriots 8

Regular Season: PIT 12, NE 5 – Playoffs: NE 3, PIT 1

Date	Result	Score	H/A	Stadium
10/22/72	L	3-33	A	Three Rivers Stadium
12/08/74	L	17-21	H	Schaefer Stadium
09/26/76	W	30-27	A	Three Rivers Stadium
09/03/79	L	13-16	H	Schaefer Stadium
09/27/81	L	21-27	A	Three Rivers Stadium
12/26/82	L	14-37	A	Three Rivers Stadium
09/25/83	W	28-23	A	Three Rivers Stadium
10/19/86	W	34-0	A	Three Rivers Stadium
12/17/89	L	10-28	A	Three Rivers Stadium
12/09/90	L	3-24	A	Three Rivers Stadium
09/15/91	L	6-20	A	Three Rivers Stadium
12/05/93	L	14-17	A	Three Rivers Stadium
12/16/95	L	27-41	A	Three Rivers Stadium
01/05/97*	W	28-3	H	Foxboro Stadium
12/13/97	L	21-24	H	Foxboro Stadium
01/03/98*	L	6-7	A	Three Rivers Stadium
12/06/98	W	23-9	A	Three Rivers Stadium
01/27/02*	W	24-17	A	Heinz Field
09/09/02	W	30-14	H	Gillette Stadium
10/31/04	L	20-34	A	Heinz Field
01/23/05*	W	41-27	A	Heinz Field

\*-Playoffs

## SERIES BREAKDOWN

(Includes Postseason)

Overall Record .....	8-13
Home Record .....	2-4
Gillette Stadium .....	1-0
Foxboro Stadium .....	1-4
Away Record .....	6-9
Heinz Field .....	2-1
Three Rivers Stadium .....	4-8
Total Points .....	Steelers 449, Patriots 402
Longest winning streak .....	3 games (12/06/98 – 09/09/02)
Longest losing streak .....	5 games (12/17/89 - 12/16/95)
Bill Cowher vs. New England .....	5-5
Bill Belichick vs. Pittsburgh .....	5-7 (3-1 with New England)

## TALE OF THE TAPE

2005 Regular Season	New England	Pittsburgh
Record	1-1	2-0
Divisional Standings	T-1st	T-1st
Total Yards Gained	667	812
Total Offense (Rank)	333.5 (10)	406.0 (3)
Rush Offense	56.0 (29)	170.5 (1)
Pass Offense	277.5 (5)	235.5 (13)
Points Per Game	23.5	30.5
Total Yards Allowed	588	524
Total Defense (Rank)	294.0 (13)	262.0 (5)
Rush Defense	98.0 (12)	105.0 (17)
Pass Defense	196.0 (14)	157.0 (4)
Points Allowed/Game	23.5	7.0
Possession Avg.	30:11	29:58
Sacks Allowed/Yards Lost	2/21	1/1
Sacks Made/Yards	3/27	11/72
Passing TD/Int (off.)	3/1	4/0
Passing TD/Int (def.)	3/1	2/2
Total Touchdowns Scored	6	7
Penalties Against/Yards	19/132	8/67
Punts/Avg.	14/43.2	4/44.0
Takeaway/Giveaway Ratio	-1	+5

## CONNECTIONS

- Patriots linebacker **Chad Brown** was drafted by the Steelers in 1993 and played in Pittsburgh for four seasons, going to the Pro Bowl as a Steeler in 1996.
- **Chad Brown** and Steelers cornerback **Willie Williams** were teammates in Seattle from 1997-2003. Williams and Patriots tight end **Chrsitian Fauria** were also teammates in Seattle from 1997-2001.
- Patriots linebacker **Mike Vrabel** played in 51 games for Pittsburgh from 1997-2000. He totaled 43 tackles, including seven sacks while with the Steelers.
- Patriots running back **Kevin Faulk** played with Steelers guard **Alan Faneca** at Louisiana State from 1995 to 1997.
- Patriots defensive lineman **Richard Seymour** and Steelers receiver **Hines Ward** were teammates at Georgia in 1997.
- Patriots cornerback **Chad Scott** was drafted by the Steelers in 1997 and spent the first eight years of his career in Pittsburgh before he was signed by the Patriots in 2005.
- Patriots running back **Corey Dillon** and Steelers defensive lineman **Kimo von Oelhoffen** were teammates in Cincinnati from 1997 to 1999.
- Patriots offensive linemen **Matt Light** and **Brandon Gorin** played on the same offensive line at Purdue with Steelers center **Chukky Okobi**. Okobi was also a teammate of Patriots linebacker **Rosevelt Colvin** at Purdue.
- Patriots quarterback **Tom Brady** threw passes to Steelers tight end **Jerame Tuman** when the two were teammates at Michigan in 1998.
- Patriots punter **Josh Miller** played for the Steelers for eight years, from 1996-2003.
- Patriots linebacker **Tully Banta-Cain** and Steelers cornerback **Chidi Iwuoma** played on the same defense for California in 1999 and 2000.
- Steelers linebacker **James Farrior** was coached by **Bill Belichick** when Farrior was with the New York Jets from 1997-1999.
- Steelers fullback **Dan Kreider** was a three-year starter for the University of New Hampshire from 1997-1999.
- Steelers quarterbacks coach **Mark Whipple** was the head coach at UMass from 1998-2003.
- Steelers defensive coordinator **Dick LeBeau** was **Corey Dillon's** head coach with the Bengals from 2000-2002.
- Steelers special teams ace **Sean Morey** played in two games for New England in 1999.



THREE-TIME SUPER BOWL CHAMPIONS





# PATRIOTS VS. STEELERS

## THE LAST MEETING: PATRIOTS 41, STEELERS 27 2004 AFC Championship Game

January 23, 2005 ★ Heinz Field (Att: 65,242)

	1	2	3	4	Final
New England Patriots	10	14	7	10	— 41
Pittsburgh Steelers	3	0	14	10	— 27

The Patriots improved to 5-0 in AFC Championship Games and advanced to Super Bowl XXXIX with a 41-27 victory over the Steelers in Pittsburgh. New England set a franchise playoff record with 41 points against a Steelers team that featured the NFL's top-ranked defense.

The Patriots defense recorded four takeaways, with three interceptions and a fumble recovery leading to 24 points off turnovers. Rodney Harrison returned a second-quarter interception 87 yards for a touchdown, while Eugene Wilson's two picks each set up Patriots scoring drives. On offense, quarterback Tom Brady was an efficient 14-for-21 for 207 yards and two touchdowns, while New England's rushing attack also netted two touchdowns and totaled 126 yards.

The Patriots took control of the game early by forcing Pittsburgh turnovers on each of its first two drives and turning the miscues into a 10-0 lead. The Steelers got the ball first, but Wilson intercepted Ben Roethlisberger's second pass of the night to give the Patriots possession at Pittsburgh's 48-yard line. New England took advantage of the opportunity with an Adam Vinatieri field goal. On the Steelers' next possession, they moved the ball into New England territory but Roosevelt Colvin stripped Jerome Bettis on fourth-and-one and Mike Vrabel recovered the loose ball. Brady wasted no time capitalizing, hitting Deion Branch in stride for a 60-yard touchdown pass on the next play, giving New England a 10-0 lead just 8:11 into the game. Pittsburgh broke onto the scoreboard late in the first quarter on a 43-yard field goal by Jeff Reed, cutting the Patriots lead to 10-3.

In the second quarter, New England used another long hookup between Brady and Branch to extend its lead. This time, the pair's 45-yard completion helped set up a 9-yard touchdown grab by David Givens that made the score 17-3. On the Steelers' ensuing possession, Roethlisberger drove the team deep into Patriots territory, cracking into the New England red zone for the first time. But with Pittsburgh facing a second-and-six at the Patriots' 19-yard line, Rodney Harrison stepped in front of Roethlisberger's pass, picked it off, and returned it 87 yards for a touchdown and a 24-3 Patriots lead. New England stopped Pittsburgh once more before halftime to take a three-touchdown lead into the break.

The Steelers chipped into the Patriots' lead on their first possession of the third quarter with an efficient 5-play drive that covered 56 yards and ended in a 5-yard touchdown run by Jerome Bettis that made the score 24-10. On the next possession, the Patriots responded with a rushing score of their own, as a 25-yard Corey Dillon touchdown run extended the Patriots' advantage to 31-10. However, the Steelers kept up their offensive momentum, firing back with a 10-play, 60-yard drive that ended in a 30-yard scoring pass from Roethlisberger to Hines Ward, making the score 31-17.

The final quarter began with another solid Steelers drive, as Pittsburgh gained a first-and-goal from the Patriots' 4-yard line. But the New England defense held tough, stopping Bettis twice for 1-yard gains and batting down a pass in the end zone to force a 20-yard field goal that made the score 31-20. Vinatieri booted another field goal, this time from 31 yards out, to end the Patriots' next drive and raise the advantage to 34-20. On Pittsburgh's ensuing possession, Wilson came up with his second interception, giving New England the ball near midfield. Once again, New England converted the turnover into points, upping its lead to 41-20 on a 23-yard scoring run by Branch on a reverse with 2:32 remaining in the game. Pittsburgh found the end zone on a 7-yard touchdown from Roethlisberger to Plaxico Burress in the final minute, but the Patriots were able to run out the clock and punch their ticket to Jacksonville for Super Bowl XXXIX.

## PASSING PERFORMANCES

Tom Brady is 3-1 as a starter against Pittsburgh, helping lead New England to victories in the 2001 and 2004 playoffs and also in the 2002 season opener. The Patriots will face Ben Roethlisberger for the third time. New England's victory over the Steelers in the 2004 AFC title game was Roethlisberger's only loss as a starting quarterback in the NFL.

### Tom Brady vs. Pittsburgh Steelers (3-1)

Date	A	C	Yd	%	TD	I	Rating	W/L	Score
01/27/02*	18	12	115	.667	0	0	84.3	W	24-17
09/09/02	43	29	294	.674	3	0	110.0	W	30-14
10/31/04	43	25	271	.581	2	2	72.9	L	20-34
01/23/05*	21	14	207	.667	2	0	130.5	W	41-27
<b>Totals</b>	<b>125</b>	<b>80</b>	<b>887</b>	<b>.640</b>	<b>7</b>	<b>2</b>	<b>97.0</b>	<b>3-1</b>	

\*-AFC Championship Game

### Ben Roethlisberger vs. New England Patriots (1-1)

Date	A	C	Yd	%	TD	I	Rating	W/L	Score
10/31/04	24	18	196	.750	2	0	126.4	W	34-20
01/23/05*	24	14	226	.583	2	3	78.1	L	27-41
<b>Totals</b>	<b>48</b>	<b>32</b>	<b>422</b>	<b>.667</b>	<b>4</b>	<b>3</b>	<b>96.0</b>	<b>1-1</b>	

\*-AFC Championship Game

## PATRIOTS-STEELERS QUICK HITS

- The Patriots will travel to Pittsburgh to play the Steelers for the third time in less than a calendar year (10/31/04, 01/23/05, 09/25/05). It is just the second time in team history that the Patriots will play three road games against the same team in the same city in regular season or postseason play in less than a one-year span. The other occurrence was in 1985-86, when New England played the New York Jets three times in East Rutherford, N.J. (11/24/85, 12/28/85, 09/11/86).
- The Steelers enter this week's game with 16 consecutive regular-season victories. The Patriots hold the all-time NFL record with 18 consecutive regular-season wins, a streak that was broken by the Steelers in a 34-20 decision at Heinz Field on Oct. 31, 2004.

## THIS WEEK IN PATRIOTS HISTORY September 19 – 25

**Sept. 22, 1968—** Due to a scheduling conflict at Fenway Park, the nomadic Boston Patriots play the New York Jets in a "home" game at Legion Field in Birmingham, Ala. The Patriots drop a 47-31 decision before 29,192 fans.

**Sept. 23, 1970—** Ground-breaking ceremonies are held in Foxborough to inaugurate the construction of the Patriots' new stadium. Schaefer/Sullivan/Foxboro Stadium served as the team's home from 1971-2001.

**Sept. 19, 1971—** The Patriots defeat the Oakland Raiders, 20-6, in the first regular-season game played at the new Schaefer Stadium in Foxborough.

**Sept. 24, 1972—** New England mounts a dramatic comeback with two fourth-quarter touchdowns against the Atlanta Falcons at Schaefer Stadium, rallying from a 20-7 fourth-quarter deficit for a 21-20 win.

**Sept. 25, 1983—** The Patriots record a 28-23 win over the Steelers in Pittsburgh, predating this year's matchup between the same teams in the same city by exactly 22 years. The Patriots clinch a dramatic win when Stephen Starring hauls in a 76-yard touchdown pass from Steve Grogan with less than four minutes to play in the game.

**Sept. 23, 1990—** The Patriots drop a 41-7 decision to the Bengals in Cincinnati, beginning a 14-game losing streak to end the 1990 season with a 1-15 record.

**Sept. 19, 1999—** Adam Vinatieri nails a game-winning 26-yard field goal with 35 seconds left as the Patriots defeat the Indianapolis Colts, 31-28, at Foxboro Stadium.

**Sept. 22, 2002—** Wide receiver Troy Brown establishes a single-game franchise record with 16 receptions in the Patriots' 41-38 overtime victory over the Kansas City Chiefs at Gillette Stadium.



THREE-TIME SUPER BOWL CHAMPIONS





# Gillette STADIUM™

## HOME OF THE THREE-TIME SUPER BOWL CHAMPIONS

Overall record at Gillette Stadium: 25-3

Home Winning Streak (Including Postseason): 21 Games



The Patriots and their fans at Gillette Stadium have established one of the biggest home-field advantages in the country. Since its Grand Opening on Sept. 9, 2002, the Patriots have compiled a 25-3 record at their privately financed, state-of-the-art stadium. Patriots fans have embraced the team's new home with unprecedented fervor, using the most fan-friendly venue in the region to express their passion for the Patriots and spur the team on to unparalleled success. In the three-plus seasons that New England has called Gillette Stadium home, the Patriots have won two AFC East titles, hosted the second AFC Championship Game in franchise history and are 3-0 in home playoff games.

### HOME SWEET HOME

The Patriots have recorded a 25-3 (.893) all-time record at Gillette Stadium, including regular-season and postseason games. New England has won 21 consecutive regular-season and postseason contests at home, compiling the longest current home winning streak in the NFL. New England has not lost at home since a 30-17 defeat to the New York Jets on Dec. 22, 2002. The Patriots' .893 winning percentage at Gillette Stadium is the highest of any NFL team at its current home.

### HOME WINNING STREAK: 21 GAMES

The Patriots have not lost at home in more than two full calendar years. Since Dec. 29, 2002, the calendar has turned around twice, bringing all kinds of weather to Gillette Stadium, but one thing has remained constant – every game has resulted in a Patriots victory.

Date	Opponent	W/L	Score	Attend	Temp
Dec. 29, 2002	Miami	W	27-24	68,436	40
Sept. 21, 2003	N.Y. Jets	W	23-16	68,436	71
Oct. 5, 2003	Tennessee	W	38-30	68,436	53
Oct. 12, 2003	N.Y. Giants	W	17-6	68,436	55
Oct. 26, 2003	Cleveland	W	9-3	68,436	62
Nov. 16, 2003	Dallas	W	12-0	68,436	33
Dec. 7, 2003	Miami	W	12-0	68,436	28
Dec. 14, 2003	Jacksonville	W	27-13	68,436	25
Dec. 27, 2003	Buffalo	W	31-0	68,436	42
Jan. 10, 2004*	Tennessee	W	17-14	68,436	4
Jan. 18, 2004*	Indianapolis	W	24-14	68,436	32
Sept. 9, 2004	Indianapolis	W	27-24	68,756	73
Oct. 10, 2004	Miami	W	24-10	68,756	64
Oct. 17, 2004	Seattle	W	30-20	68,756	50
Oct. 24, 2004	N.Y. Jets	W	13-7	68,756	46
Nov. 14, 2004	Buffalo	W	29-6	68,756	40
Nov. 28, 2004	Baltimore	W	24-3	68,756	52
Dec. 12, 2004	Cincinnati	W	35-28	68,756	39
Jan. 2, 2005	San Francisco	W	21-7	68,756	32
Jan. 16, 2005*	Indianapolis	W	20-3	68,756	25
Sept. 8, 2005	Oakland	W	30-20	68,756	74

\*-Playoffs

### BY THE NUMBERS

**1,440,000**

The approximate number of fans who have come through the Gillette Stadium turnstiles since the Patriots' last home defeat.

**1,000**

The approximate number of days that will have elapsed since the Patriots' last loss at home by the time they take the field against San Diego in their next home game (Oct. 2).

**44.8**

The average temperature, in degrees Fahrenheit, at kickoff during the Patriots' 21-game home winning streak.

**27**

The NFL record for consecutive regular-season home victories, set by the Miami Dolphins from 1971-74.

**14**

The number of different teams the Patriots have defeated at Gillette Stadium during the streak (Indianapolis and Miami three times; Buffalo, N.Y. Jets and Tennessee two times each).

**11.8**

The average number of points per game the Patriots have allowed their opponents to score during the 21-game home winning streak.

**11.5**

The Patriots' average margin of victory during the streak, outscoring their opponents by an aggregate total of 490-248.

**10**

The number of times the Patriots have held their opponents to a single touchdown or less during the streak.

**7**

The number of victories that have come by seven points or fewer during the home winning streak.

**5**

The number of times in their last seven home games that the Patriots have held their opponents to a single touchdown or less.

**3**

The number of victories that have come by just three points during the home winning streak.



THREE-TIME SUPER BOWL CHAMPIONS





# PATRIOTS NEWS & NOTES

## THE KRAFT ERA

Since Robert Kraft purchased the team in 1994, the Patriots have experienced one of the most dramatic turnarounds in the history of sports. In just 11 seasons of ownership, he has transformed one of the league's least successful clubs into what many observers view as a model NFL franchise. In the five seasons immediately preceding his purchase (1989-93), the Patriots were a moribund team, winning just 19 of 80 games (.311 pct.) and recording the worst record in the NFL over that span. When he bought the franchise on Jan. 21, 1994, Kraft announced his intention to bring a championship to New England, a tall order considering the team's previous success rate. But under Kraft's leadership, the Patriots have won five division titles, four conference crowns and three Super Bowl championships. **Since Kraft took ownership, the Patriots are 12-4 in the playoffs and have won more Super Bowl championships than any other team in the NFL.**



	Pre-Kraft 1960-93	1989-93	Kraft Era 1994-04
Overall Record	225-276-9	19-61	120-74
Winning Pct.	.450	.311	.619
Super Bowl Titles	0	0	3
Conference Titles	1	0	4
Division Titles	3	0	5
Playoff Seasons	5	0	7
Playoff Record	4-6	--	12-4
Home Playoff Games	1	0	7
Home Playoff Record	0-1	--	7-0

## SUCCESS STORY

Since Robert Kraft purchased the team in 1994, the Patriots have been one of the NFL's elite teams. Over the first 11 years of Kraft's ownership, the Patriots' aggregate record ranks third among all NFL teams – a remarkable record considering the fact that the Patriots were a combined 19-61 (.311) in the four years immediately preceding the purchase. Since 2001, the Patriots have been the top team in the NFL, compiling a 58-17 record.

### BEST RECORDS SINCE 1994 (Incl. Postseason)

Team	W	L	T	Pct.
Green Bay Packers	129	68	0	.655
Pittsburgh Steelers	120	72	1	.624
<b>New England Patriots</b>	<b>120</b>	<b>74</b>	<b>0</b>	<b>.619</b>
Denver Broncos	116	73	0	.614

### SUPER BOWL CHAMPIONSHIPS SINCE 1994 SEASON

<b>New England Patriots</b> .....	<b>3</b>
Denver Broncos.....	2
6 Teams.....	1

### CONFERENCE CHAMPIONSHIPS SINCE 1994 SEASON

<b>New England Patriots</b> .....	<b>4</b>
Denver Broncos.....	2
Green Bay Packers.....	2
St. Louis Rams.....	2
12 Teams.....	1

## A CHAMPIONSHIP TRADITION

The Patriots are the only team from North America's four major professional sports leagues to have won three titles since 2001.

### MULTIPLE LEAGUE CHAMPIONSHIPS SINCE 2001

Team	League	Titles
<b>New England Patriots</b> .....	<b>NFL</b> .....	<b>3</b>
Los Angeles Lakers.....	NBA.....	2

## THE HEAD COACH

### BILL BELICHICK

**Overall Record:** 100-73 (.578)  
**Regular Season:** 90-72 (.556)  
**Postseason:** 10-1 (.909)  
**With Patriots overall:** 63-28 (.692)  
**Overall since 2001:** 58-17 (.773)  
**Super Bowl Titles:** 5 (86, 90, 01, 03, 04)  
**Conf. Titles:** 6 (86, 90, 96, 01, 03, 04)  
**Division Titles:** 10 (75, 78, 86, 89, 90, 96, 98, 01, 03, 04)



Bill Belichick is now in his 31st season as an NFL coach and is the only head coach in NFL history to win three Super Bowl titles in a four-year span. Belichick owns the best postseason record in NFL history and is the winningest NFL head coach since 2001. In 2004, he directed the Patriots to their second consecutive Super Bowl title on the heels of a 14-win campaign. In addition, his 2004 squad equaled the best record in NFL history for a defending Super Bowl champion, and from 2003-04 his teams set the all-time pro football record with 21 consecutive victories. Belichick has spent more seasons in the league than any other current NFL head coach, and in that time has been a part of five Super Bowl championship teams. His overall record of 63-28 with the Patriots (including a 9-0 playoff mark in New England) gives him the most victories and the best winning percentage of any head coach in franchise history.

### WINNINGEST HEAD COACHES IN PATRIOTS HISTORY

Coch	Years	Career Winning Pct.	Overall W-L-T	Playoff W-L
<b>Bill Belichick</b>	<b>2000-04</b>	<b>.692</b>	<b>63-28-0</b>	<b>9-0</b>
Raymond Berry	1984-89	.554	51-41-0	3-2
Pete Carroll	1997-99	.549	28-23-0	1-2
Chuck Fairbanks	1973-78	.529	46-41-0	0-2

### BELICHICK'S PATRIOTS RENAISSANCE

Any successful project requires a sound plan, and once head coach Bill Belichick implemented his design on the Patriots, his approach has given him the best record of any NFL head coach since 2001. After the team endured a 5-11 rebuilding year in his first season, the Patriots have compiled the best record in the NFL since 2001. The remarkable run includes postseason play, where Belichick and the Patriots own a perfect 9-0 record.

### NFL COACHES' RECORDS SINCE 2001

Coch	Team	W	L	T	Pct.
<b>Bill Belichick</b>	<b>NE</b>	<b>58</b>	<b>17</b>	<b>0</b>	<b>.773</b>
Andy Reid	PHI	55	21	0	.724
Bill Cowher	PIT	49	22	1	.688
Wade Phillips	ATL	2	1	0	.667
Tony Dungy	TB/IND	49	25	0	.662
Jim Mora, Jr.	ATL	13	7	0	.650
Mike Sherman	GB	46	27	0	.630

NOTE: Records include postseason games

### POSTSEASON PROWESS

Bill Belichick is the winningest head coach in NFL postseason history. With the Patriots' victory in Super Bowl XXXIX, Belichick eclipsed Vince Lombardi, the man whose name is emblazoned on the Super Bowl trophy. Coach Belichick has won nine playoff games in a row, tying the NFL-record streak set by Lombardi's Packers, who won nine straight playoff games from 1961-67.

### BEST POSTSEASON RECORDS IN NFL HISTORY

Name	Team(s)	W	L	Pct.
<b>Bill Belichick</b> .....	<b>CLE/NE</b> .....	<b>10</b>	<b>1</b>	<b>.909</b>
Vince Lombardi .....	GB/WAS.....	9	1	.900
Joe Gibbs .....	WAS .....	16	5	.762



THREE-TIME SUPER BOWL CHAMPIONS





# PATRIOTS NEWS & NOTES

## SNAPSHOTS OF SUCCESS

The Patriots are in the midst of one of the most prosperous periods for any team in NFL history. The recent run of success began with a 29-26 overtime victory against the San Diego Chargers on Oct. 14, 2001, sparking a streak of 57 wins in the Patriots' last 71 games, including postseason. The Patriots entered that contest with a 1-3 record, and Tom Brady was making just the third start of his career against a 3-1 San Diego team. New England rallied back from a 26-16 deficit with less than four minutes left in the game, beginning a stretch of 13 wins in the final 15 games of the 2001 season as the Patriots won their first title in Super Bowl XXXVI. Below are some snapshots highlighting the Patriots' current winning run.

### PATRIOTS SUCCESS STREAKS (Including Postseason)

- 6 wins in last 7 games, dating to Dec. 26, 2004 (6-1, .857)
- 12 wins in last 14 games, dating to Nov. 7, 2004 (12-2, .857)
- 33 wins in last 36 games, dating to Oct. 5, 2003 (33-3, .917)
- 36 wins in last 41 games, dating to Dec. 29, 2002 (36-5, .878)
- 41 wins in last 49 games, dating to Nov. 3, 2002 (41-8, .837)
- 53 wins in last 65 games, dating to Nov. 25, 2001 (53-12, .815)
- 57 wins in last 71 games, dating to Oct. 14, 2001 (57-14, .803)

## RIISING TO THE OCCASION

Since the beginning of the 2003 season, the Patriots are 20-1 against teams with records above .500. In the 2004 regular season and playoffs, the Patriots were 10-1 against teams that finished with winning records, including an 7-1 mark against playoff teams. In 2003, the Patriots were 10-0 against teams that finished the season with a mark of better than .500, including an 8-0 mark against playoff teams.

### PATRIOTS VS. TEAMS WITH RECORDS OF .500 OR ABOVE Since start of the 2003 season

Date	Opponent	W/L	Score	Final Record	Record v. Rest of NFL
02/06/05	Philadelphia*	W	24-21	15-4	15-3
01/23/05	at Pittsburgh*	W	41-27	16-2	15-1
01/16/05	Indianapolis*	W	20-3	13-5	13-3
12/26/04	at N.Y. Jets	W	23-7	11-7	11-5
11/28/04	Baltimore	W	24-3	9-7	9-6
11/14/04	Buffalo	W	29-6	9-7	9-5
10/31/04	at Pittsburgh	L	20-34	16-2	--
10/24/04	N.Y. Jets	W	13-7	11-7	--
10/17/04	Seattle	W	30-20	9-8	9-7
10/03/04	at Buffalo	W	31-17	9-7	--
09/09/04	Indianapolis	W	27-24	13-5	--
02/01/04	Carolina*	W	32-39	14-6	14-5
01/18/04	Indianapolis*	W	24-14	14-5	14-3
01/10/04	Tennessee*	W	17-14	13-5	13-3
12/07/03	Miami	W	12-0	10-6	10-4
11/30/03	at Indianapolis	W	38-34	14-5	--
11/16/03	Dallas	W	12-0	10-6	10-5
11/03/03	at Denver	W	30-26	10-6	10-5
10/19/03	at Miami	W	19-13 ot	10-6	--
10/05/03	Tennessee	W	38-30	13-5	--
09/14/03	at Philadelphia	W	31-10	13-5	13-4

\*-Playoffs

**Patriots vs. teams with winning records ..... 20-1 (.952)**  
**Rest of NFL vs. those teams..... 59-165 (.263)**

## BEAST OF THE EAST

New England has the best record among AFC East teams in division games since the beginning of the 2001 season (20-6).

### AFC EAST DIVISIONAL RECORDS SINCE 2001

Team	Division W-L Since 2001	Team	Division W-L Since 2001
New England .....	20-6	Miami .....	12-15
New York Jets.....	14-13	Buffalo.....	8-18

## DOMINATING DUO

Tom Brady and Bill Belichick make up the NFL's winningest head coach-quarterback combination since the AFL-NFL merger 35 years ago. Brady has started 64 consecutive regular-season games for the Patriots and the team has compiled a 49-15 record in those games, dating back to Week 3 of the 2001 season. Additionally, the Patriots are 9-0 in the playoffs over that span, making the duo's overall record together 58-15.

### TOP COACH-QB COMBINATIONS SINCE 1970 MERGER

(Regular Season only)

Quarterback	Head Coach	Team	W	L	T	Pct.
Tom Brady	Bill Belichick	NE	49	15	0	.766
Ken Stabler	John Madden	OAK	60	19	1	.756
Jim McMahon	Mike Ditka	CHI	46	15	0	.754
Steve Young	George Seifert	SF	62	23	0	.729
John Elway	Mike Shanahan	DEN	43	16	0	.729

## BOUNCING BACK

The Patriots have not lost back-to-back games since December, 2002. Their streak of 35 consecutive weeks without back-to-back losses is the longest current streak in the NFL and the longest such mark in franchise history. The post-merger NFL record for consecutive weeks without two straight losses is 60, set by the San Francisco 49ers from 1995-99. The last time the Patriots had a losing streak was when they dropped a game at Tennessee (24-7, 12/16/02), and followed that with a home loss to the N.Y. Jets (30-14, 12/22/02). Below is a list of the longest current streaks without back-to-back defeats.

### LONGEST ACTIVE STREAKS W/O BACK-TO-BACK LOSSES

Team	Weeks	Last Consec. Losses
New England Patriots .....	35	Dec., 2002
Pittsburgh Steelers .....	26	Oct./Nov., 2003

## O.T. IS THE PLACE TO BE

The Patriots have won eight straight overtime games and own the longest overtime winning streak in NFL history, including playoff games. The streak includes New England's 16-13 "Snow Bowl" win over Oakland in the 2001 Divisional Playoffs (01/19/02).

### MOST CONSECUTIVE OVERTIME VICTORIES

Wins	Team	Dates
8*	New England.....	2000-present
7	Denver.....	1978-1985
6	Washington.....	1976-1987
6	Pittsburgh .....	1994-1997
5	Many Times	

\*-Includes one playoff game

## WORKING OVERTIME

The Patriots have won their last eight overtime games (including the playoffs). New England's eight-game overtime winning streak is the longest in NFL history. New England has not lost in overtime since Buffalo won 16-13 at Foxboro Stadium on Nov. 5, 2000. Since that time, the Patriots have won eight straight, including five games in which they scored on their first possession of overtime.

### NEW ENGLAND'S OVERTIME STREAK

DATE	OPP	WINNING PLAY	DRIVE INFO	FINAL SCORE
11/23/03	at HST	28-yd FG	9 plays, 76 yds; 3:39	23-20
10/19/03	at MIA	82-yd TD	1-82; 0:12	19-13
12/29/02	vs. MIA+	35-yd FG	7-43; 2:03	27-24
09/22/02	vs. KC+	35-yd FG	9-53; 4:40	41-38
01/19/02	vs. OAK+*	23-yd FG	15-61; 8:29	16-13
12/16/01	at BUF+	23-yd FG	8-75; 3:18	12-9
10/14/01	vs. SD+	44-yd FG	6-51; 2:59	29-26
12/17/00	at BUF	24-yd FG	14-83; 5:56	13-10
11/05/00	vs. BUF	32-yd FG	6-52-2:50	L, 13-16

\*playoffs

+NE scored on its first possession in overtime



THREE-TIME SUPER BOWL CHAMPIONS







# OFFENSE NEWS & NOTES

## RECORDING SUCCESS

TOM BRADY has quarterbacked the Patriots to victories in 49 of his 64 regular-season starts during his career, compiling a .766 winning percentage and giving him the best record of any active quarterback in the NFL who has a full season of starts under his belt. Including his 9-0 record in the playoffs, he is 58-15 (.795) as a starter.



### ACTIVE QUARTERBACKS WINNING PERCENTAGE

Minimum 16 Starts, Regular Season Only

Quarterback, Team(s)	W	L	T	Pct.
<b>Tom Brady, NE</b>	<b>49</b>	<b>15</b>	<b>0</b>	<b>.766</b>
Marc Bulger, STL	27	11	0	.711
Donovan McNabb, PHI	57	24	0	.704
Kurt Warner, STL/NYG/ARZ	40	21	0	.656
Brett Favre, GB	135	72	0	.652
Michael Vick, ATL	24	13	1	.645

## GOOD COMPANY

In his first five NFL seasons, TOM BRADY has achieved a tremendous amount of success, becoming the only quarterback to start and win three Super Bowls before turning 28 years old. Brady has twice been named Super Bowl MVP, joining Joe Montana, Terry Bradshaw and Bart Starr as the only players to earn multiple Super Bowl MVP awards. Below is a comparison between Brady and those three Pro Football Hall of Famers through their first five seasons.

### HISTORICAL QB COMPARISON THROUGH FIVE SEASONS

Category	Brady	Montana	Bradshaw	Starr
Age	28	28	27	27
GP/GS	64/62	72/49	59/51	57/34
Attempts	2,018	1,645	1,227	722
Completions	1,243	1,045	589	387
Cmp %	.616	.635	.480	.536
Yards	13,925	11,979	7,524	5,019
3,000-yd seasons	3	2	0	0
Touchdowns	97	78	48	23
Interceptions	52	44	81	40
Rating	87.5	90.0	53.2	63.3
Win Pct.	.774	.571	.627	.353
OT Record	7-0	1-0	0-0	--
Super Bowl Wins	3	1	1	--
Super Bowl MVPs	2	1	0	--

## MOVING ON UP

COREY DILLON needs 205 yards to reach the 10,000-yard mark for his career. Dillon would become the 18th player in NFL history to achieve the feat. In his first eight NFL seasons, Dillon averaged 1,212 yards per season, a mark that ranks sixth in NFL history. The five players with a better seasonal average than Dillon are all current or future Hall of Famers: Barry Sanders (1,527), Jim Brown (1,368), Curtis Martin (1,337), Walter Payton (1,287) and Emmitt Smith (1,224).




### NFL'S ALL-TIME LEADING RUSHERS (By Yards)

Rk	Player	Years	Gms	Att.	Yards	TD
1	Emmitt Smith	1990-2004	226	4,409	18,355	164
---						
14	O.J. Simpson	1969-1979	135	2,404	11,236	61
15	Ricky Watters	1992-2001	144	2,622	10,643	78
16	Eddie George	1996-2004	141	2,865	10,441	68
17	Ottis Anderson	1979-1992	182	2,562	10,273	81
<b>18</b>	<b>Corey Dillon</b>	<b>1997-</b>	<b>124</b>	<b>2,247</b>	<b>9,795</b>	<b>59</b>
19	Earl Campbell	1978-1985	115	2,187	9,407	74

## PATRIOTS ALL-TIME LISTS

TROY BROWN ranks third in Patriots history with 484 career receptions. He ranks third in franchise history with 5,654 career receiving yards. Brown needs seven catches to pass Ben Coates for second place on the all-time receptions list. He needs 73 yards to pass Irving Fryar and move into second place on the Patriots' all-time receiving yardage list.



### PATRIOTS ALL-TIME RECEIVING LEADERS (BY CATCHES)


Rk	Player, Pos.	No	Yds	Avg.	Lg	TD
1	Stanley Morgan, WR	534	10,352	19.4	76t	67
2	Ben Coates, TE	490	5,471	11.2	84t	50
<b>3</b>	<b>Troy Brown, WR</b>	<b>484</b>	<b>5,654</b>	<b>11.7</b>	<b>82t</b>	<b>25</b>
4	Irving Fryar, WR	363	5,726	15.8	80t	38

### PATRIOTS ALL-TIME RECEIVING LEADERS (BY YARDS)

Rk	Name	No	Yds	Avg	Lg	TD
1	Stanley Morgan	534	10,352	19.4	76t	67
2	Irving Fryar	363	5,726	15.8	80t	38
<b>3</b>	<b>Troy Brown, WR</b>	<b>484</b>	<b>5,654</b>	<b>11.7</b>	<b>82t</b>	<b>25</b>
4	Ben Coates	490	5,471	11.2	84t	50
5	Jim Colclough	283	5,001	17.7	78t	39

## TAKING AIM

ADAM VINATIERI is the most accurate kicker in franchise history and is tied for fourth among the most accurate kickers in NFL history. He has recorded an 82.2 percent conversion rate (245/298) over his nine-year career. He was 31-for-33 in 2004, setting a career high for accuracy with a 93.9 percent success rate. He has connected on 92 of his last 106 regular-season kicks, good for an 86.8 percent clip.



### NFL ALL-TIME MOST ACCURATE KICKERS

(Minimum 100 FGM)

	TEAM	PCT.	FGM/FGA
1.	Mike Vanderjagt Colts	87.1	196/225
2.	Ryan Longwell Packers	82.5	208/252
3.	Phil Dawson Browns	82.4	112/136
<b>4.</b>	<b>Adam Vinatieri Patriots</b>	<b>82.2</b>	<b>245/298</b>
	Matt Stover Ravens	82.2	351/427
6.	David Akers Eagles	81.9	140/171
7.	Jeff Wilkins Rams	81.8	229/280
8.	Olindo Mare Dolphins	81.7	196/240
9.	John Carney Saints	81.6	368/451
10.	Jason Hanson Lions	81.1	309/381
11.	John Kasay Panthers	80.7	288/357
12.	Doug Brien Bears	80.5	207/257
13.	Gary Anderson 1982-2004	80.1	538/672
14.	Mike Hollis 1995-2002	80.0	200/250
15.	Nick Lowery 1978-1996	80.0	383/479

## SCORING MACHINE

ADAM VINATIERI is the second leading scorer in Patriots history, totaling 1,069 points in his nine-plus seasons with the club. Vinatieri made the team as a rookie free agent in 1996 and has scored 100 points or more in each of his first nine seasons, joining Jason Elam of the Denver Broncos as the only two kickers in NFL history to accomplish the feat. Vinatieri has kicked the most field goals in Patriots history, having tallied 245 successful boots in a Patriots uniform.

### LEADING SCORERS IN PATRIOTS HISTORY

#	SCORING	TD	PAT/PATA	2-Pt	FG /FGA	PTS
1	Gino Cappelletti	42	346/ 358	2	176/ 334	1,130
<b>2</b>	<b>Adam Vinatieri</b>	<b>0</b>	<b>332/ 339</b>	<b>1</b>	<b>245/ 298</b>	<b>1,069</b>
3	John Smith	0	308/ 323	0	128/ 191	692



THREE-TIME SUPER BOWL CHAMPIONS





# DEFENSE NEWS & NOTES

## WILLIE MAC ATTACK

WILLIE MCGINEST ranks fourth on the Patriots' all-time sacks list with 72.0 career sacks. He led the team with 9.5 sacks in the 2004 season. He is the Patriots' career postseason sack leader and ranks third all-time in NFL postseason history with 11.5 career postseason sacks, trailing only Bruce Smith (14.5) and Reggie White (12.0). The Patriots' all-time regular-season sack leaders are listed below.



### PATRIOTS ALL-TIME SACK LEADERS

1. Andre Tippett, 1982-93.100.0
2. Julius Adams, 1971-87....79.5
3. Tony McGee, 1974-81.....72.5
4. **Willie McGinest**, 1994-...72.0
5. Ray Hamilton, 1973-81.....54.0
6. Chris Slade, 1993-00 .....51.0

## BIG-TIME BACKERS

Patriots linebackers take up four of the top seven spots on the NFL's career sacks list among active linebackers. Chad Brown, a free agent signing by the Patriots prior to the 2005 season, leads all active linebackers with 78.0 career sacks. He is trailed closely by teammate Willie McGinest, whose 72.0 career sacks have all come as a Patriot. Additionally, Rosevelt Colvin (34.0 sacks) and Mike Vrabel (30.5 sacks) rank sixth and seventh, respectively, among all active linebackers.

### ACTIVE LINEBACKERS SACKS LIST

Rk	Player	Team(s)	First Season	Sacks
1	<b>Chad Brown</b>	<b>PIT/SEA/NE</b>	<b>1993</b>	<b>78.0</b>
2	<b>Willie McGinest</b>	<b>NE</b>	<b>1994</b>	<b>72.0</b>
3	Peter Boulware	BAL	1997	67.5
4	Junior Seau	SD/MIA	1990	51.0
5	Joey Porter	PIT	1999	43.5
6	<b>Rosevelt Colvin</b>	<b>CHI/NE</b>	<b>1999</b>	<b>34.0</b>
7	<b>Mike Vrabel</b>	<b>PIT/NE</b>	<b>1997</b>	<b>30.5</b>
8	Andre Carter	SF	2001	28.0

## ABLE VRABEL


In proving to be one of the NFL's most versatile players, linebacker MIKE VRABEL has made important contributions for the Patriots on offense and defense. He scored his sixth career touchdown – but his first on defense – on a 24-yard interception return against Carolina in Week Two. As a situational tight end in short-yardage situations, he caught two touchdown passes in the 2004 regular season and another in Super Bowl XXXIX. Including his 1-yard touchdown catch in Super Bowl XXXVIII, Vrabel has scored on all five of his NFL receptions, two of which came in Super Bowls. Vrabel's other touchdowns in 2004 came on a 2-yard catch at St. Louis on Nov. 7, 2004, a 1-yard score against San Francisco on Jan. 2, 2005. He also scored on a 1-yard grab at San Diego on Sept. 29, 2002. At his regular position of linebacker, he ranked second on the team in 2004 with 5.5 sacks and finished fourth on the team with 76 tackles (59 solo). In addition to Vrabel's contributions on offense and defense, he also notched five special teams tackles in 2004.

## RICHARD SEYMOUR: "BIG SEY"

Defensive lineman RICHARD SEYMOUR was named to his third consecutive Pro Bowl in 2004 and was voted a defensive captain by his teammates. His 67 tackles and 5.0 sacks were tops among Patriots defensive linemen. His 217 tackles since 2002 lead all Patriots defensive linemen. In addition, he scored his first career touchdown on Oct. 3, 2004 at Buffalo, scooping up a Drew Bledsoe fumble caused by Tedy Bruschi and rumbling 68 yards for the score and a decisive 31-17 advantage for the Patriots. Seymour became the first Patriots defensive lineman to score a touchdown since Willie McGinest recovered a fumble in the end zone in a 30-28 win over the New York Jets in the 1999 season opener.

## HOT ROD

Last season, RODNEY HARRISON led the Patriots in tackles for the second consecutive year, recording 138 stops (96 solo), as he continued to be a leader in the New England secondary. His tackle total was just two stops short of his career high, set in 2003 in his first year in New England. In his two-plus seasons in Foxborough, Harrison has notched 293 tackles, marking the most productive stretch of his 11-year NFL career. He recorded a career-high 20 tackles (12 solo) at Pittsburgh on Oct. 31, 2004. In 2003, Harrison led the team with a career-high 140 tackles (105 solo).



## HARRISON LEADS ALL NFL DEFENSIVE BACKS

Rodney Harrison led all NFL defensive backs in tackles for two straight seasons and has recorded more tackles than any other NFL defensive back since 1994. According to the day-of-game statisticians, Harrison recorded 129 tackles (89 solo) in 2004, tops among all defensive backs in the NFL. His tackle total ranked ninth among all NFL players, trailing only eight middle linebackers. In 2003, Harrison was credited with 125 total tackles by day-of-game crews, a figure that also led all NFL defensive backs.

### NFL LEADERS: TACKLES BY DEF. BACKS SINCE 1994

As tallied by day-of-game stats crews, 1994-Present

Player	Team(s)	Pos.	Gm	TT	UT	A
<b>Rodney Harrison</b>	<b>SD/NE</b>	<b>S</b>	<b>157</b>	<b>1,025</b>	<b>792</b>	<b>233</b>
Victor Green	NYJ/NE/NO	S	157	946	684	262
Lawyer Milloy	NE/BUF	S	141	942	653	289
Robert Griffith	MIN/CLV/ARZ	S	165	931	731	200
Brock Marion	DAL/MIA/DET	S	167	895	665	230

### 2004 NFL LEADERS / TACKLES BY DEFENSIVE BACKS

As tallied by day-of-game stats crews

Player	Team	Pos.	Total	Solo	Assists
<b>Rodney Harrison</b>	<b>NE</b>	<b>SS</b>	<b>129</b>	<b>89</b>	<b>40</b>
Robert Griffith	CLV	SS	118	92	26
Mike Green	CHI	SS	107	83	24
Tebucky Jones	NO	FS	102	79	23
Adrian Wilson	ARZ	SS	99	77	22

## HARRISON IS ALL-TIME NFL LEADER

RODNEY HARRISON is the NFL's all-time leader in sacks by a defensive back, dating back to when sacks became an official NFL statistic in 1982. Additionally, Harrison is the only player in NFL history to have recorded at least 25 career sacks and at least 30 career interceptions. Harrison currently owns 27.5 career sacks and 31 interceptions in his regular-season career.

### NFL ALL-TIME LEADERS: SACKS BY A DEFENSIVE BACK

Player	Pos.	Team(s)	Years	Sacks
<b>Rodney Harrison</b>	<b>S</b>	<b>SD/NE</b>	<b>1994-Present</b>	<b>27.5</b>
Carnell Lake	S	PIT/JAX/BAL	1989-2001	25.0
LeRoy Butler	S	GB	1990-2001	20.5
Ronde Barber	CB	TB	1997-Present	18.0
Bill Bates	S	DAL	1983-1997	18.0

## BIG-GAME PERFORMER

RODNEY HARRISON seemingly treats every game as the most important one of his career, and has consistently come up big on the biggest stage. In his last six playoff games, Harrison has recorded six interceptions, including two in Super Bowl XXXIX. His four picks in the 2004 playoffs tied for the third most in a single postseason since the 1970 AFL-NFL merger. Additionally, his six career playoff interceptions are tied for the fourth most since the merger.



THREE-TIME SUPER BOWL CHAMPIONS







# LAST WEEK: PANTHERS 27, PATRIOTS 17

## PANTHERS 27, PATRIOTS 17

September 18, 2005 ★ Bank of America Stadium (Att: 73,528)

	1	2	3	4	Final
New England Patriots	7	0	10	0	— 17
Carolina Panthers	7	10	3	7	— 27

The Patriots dropped their first game of the 2005 campaign, falling to the Panthers in Charlotte, 27-17. New England lost for just the third time in 36 games and fell to an NFC team for the first time since losing to Washington on Sept. 28, 2003.

The New England defense played solidly against the Panthers' passing attack, holding Carolina signal caller Jake Delhomme to just a 42.3 percent completion rate (11-26) and 154 yards with an interception. But Panthers running back Stephen Davis scored three touchdowns and Carolina forced two costly Patriots turnovers to provide the difference in the game.

The Patriots got on the board first, taking a 7-0 lead on a 1-yard touchdown pass from Tom Brady to Daniel Graham. The play was set up by a 71-yard catch-and-run play by Troy Brown, the longest Patriots reception in nearly two seasons. The New England lead was short-lived, however, as the Panthers offense came out firing on the ensuing drive. Delhomme completed back-to-back passes of 23 and 41 yards to set up the first of Davis' three 1-yard touchdown runs, tying the score at seven with 1:20 left in the first quarter.

In the second stanza, the Patriots appeared poised to counterpunch as Brady led a drive that reached the Panthers' 23-yard line. But following a 10-yard holding penalty, Brady was picked off by Panthers linebacker Will Witherspoon to end the scoring threat. Carolina took advantage, seizing the lead on the ensuing possession as a 51-yard field goal by John Kasay put the Panthers ahead, 10-7. With the momentum now on Carolina's side, the Panthers stopped the Patriots' next offensive possession, setting up a Patriots punt that was returned by Chris Gamble for a 76-yard gain that gave Carolina possession on the New England 13-yard line. Four plays later, Davis' second 1-yard scoring scamper gave the Panthers a 17-7 lead that they took into halftime.

Carolina got the ball to begin the second half and used another long Kasay field goal (52 yards) to take a 20-7 lead. The Patriots then set into motion a sequence of events that got them back into the game, as a 45-yard field goal by Adam Vinatieri made the score 20-10, and a 24-yard interception return for a touchdown by Mike Vrabel cut the gap to 20-17 with 6:08 left in the third quarter. New England stopped the Panthers' next offensive bid to get the ball back with a chance to tie or take the lead, but the Panthers' Mike Rucker sacked Brady and caused a fumble that was recovered by Julius Peppers at the Patriots' 12-yard line. Five plays later, Davis plunged into the end zone for a third time to make the score 27-17 with 14 seconds elapsed in the final quarter.

Neither team could move the ball into its opponent's territory for much of the final quarter until the Patriots broke onto Carolina's side of the field with around three minutes to play, trailing by 10 points. New England made it as far as the Carolina 32-yard line, but a fumble by Benjamin Watson with 2:17 left in the game was recovered by the Panthers' Dan Morgan. Carolina was able to keep the ball and run out the clock to score the victory.

## 100 TOUCHDOWNS FOR BRADY

Tom Brady threw the 100th touchdown pass of his regular-season career in the first quarter when he hooked up with Daniel Graham on a 1-yard scoring toss. Brady is the fourth quarterback in Patriots history to achieve the feat, joining Steve Grogan (182), Drew Bledsoe (166) and Vito "Babe" Parilli (132). Brady achieved the milestone in his 64th career regular-season start.

## ABLE VRABEL

Mike Vrabel returned an interception 24 yards for a touchdown in the third quarter, recording the first defensive touchdown of his career. On offense, Vrabel has scored five career receiving touchdowns (3 in the regular season, 2 in the playoffs) on five career receptions while lining up as a tight end in goal-line situations. The play marked the first time the Patriots have recorded an interception return for a touchdown since Asante Samuel recorded a 34-yard scoring return against Cincinnati on Dec. 12, 2004 at Gillette Stadium. In 2004, the Patriots scored four defensive touchdowns (3 fumble returns, 1 interception return), and in 2003, New England led the NFL with six defensive touchdowns. The Patriots have now scored 11 defensive touchdowns in their last 32 regular season games, dating back to week three of the 2003 season. The Patriots fell to 16-3 in their last 19 games when scoring on defense, dating back to 1999.

## LONG BALL

Troy Brown hauled in a 71-yard pass from Tom Brady in the first quarter, setting up the Patriots' first touchdown on the next play. For Brown, the catch was the second longest reception of his 13-year career, and it was the longest reception by a Patriot since Brown hauled in an 82-yard touchdown in overtime to best the Miami Dolphins on Oct. 19, 2003. It was the longest non-scoring catch of Brown's career and the third longest completion of Brady's career. Brown is the third leading receiver in Patriots history and needs seven catches to pass Ben Coates for second place on the all-time receptions list and 73 yards to pass Irving Fryar for second place on the all-time receiving yardage list.

## TRAILING AT HALFTIME

The Patriots trailed at halftime, marking the first time they faced a halftime deficit since Oct. 31, 2004, when they trailed the Pittsburgh Steelers 24-10. New England had either led or was tied at the half in 13 consecutive games (10 regular season and three playoff contests). In 2004, the Patriots trailed at the half just twice, in the Pittsburgh game and in the season opener against Indianapolis (trailed 17-14 in a game eventually won).

## RARE PICK

Tom Brady threw a second quarter interception to Will Witherspoon that ended a streak of 157 consecutive passes without an interception, including last year's playoffs. Brady did not throw a pick in the 2004 playoffs (81 postseason attempts), and did not throw an interception in last week's season opener against Oakland. Prior to the Panthers game, the last time Brady was picked off was in the first quarter of the 2004 regular-season finale against the San Francisco 49ers on Jan. 2, 2005.

## SECOND QUARTER STREAK OVER

The Patriots did not score in the second quarter, ending a streak of 25 consecutive games in which they had put points on the board in the second quarter (including six playoff games). The last time New England was blanked in the second quarter was on Dec. 7, 2003 at Gillette Stadium against the Miami Dolphins. The Patriots scored in the second quarter in every game of the 2004 regular season and also in every game in the 2003 and 2004 playoffs.

## GOLDEN GRAHAM

Daniel Graham hauled in his first touchdown reception of the season on a 1-yard grab from Tom Brady in the first quarter. The touchdown was the 13th of Graham's career. The 2002 first-round draft choice ranks fourth on the team in terms of career touchdowns in a Patriots uniform, trailing only Troy Brown (28), Kevin Faulk (19) and Corey Dillon (15). In 2004, Graham tied for the team lead with seven receiving touchdowns.



THREE-TIME SUPER BOWL CHAMPIONS





# WEEK 1: PATRIOTS 30, RAIDERS 20

## PATRIOTS 30, RAIDERS 20

September 8, 2005 ★ Gillette Stadium (Att: 68,756)

	1	2	3	4	Final
<b>Oakland Raiders</b>	7	7	0	6	— 20
<b>New England Patriots</b>	10	7	6	7	— 30

The Patriots began the 2005 season with a steady 30-20 victory over the Oakland Raiders in a nationally-televised Thursday night matchup at Gillette Stadium. The win was the New England's 21st consecutive home triumph. The Patriots unveiled their Super Bowl XXXIX championship banner as part of a star-studded pregame show before getting to work.

A pair of former Super Bowl MVPs came up big for the Patriots on offense, as Tom Brady topped 300 yards for the ninth time in his regular-season career and Deion Branch led New England with seven catches for 99 yards. Branch and newcomer Tim Dwight each grabbed first-half touchdown passes and running back Corey Dillon ran into the end zone twice in the second half for his 12th career multiple rushing touchdown game.

On defense, the Patriots' biggest play of the night came in the third quarter with New England clinging to a 17-14 lead. On the play, Jarvis Green sacked Oakland's Kerry Collins for a 13-yard loss, causing Collins to fumble on the play. The ball shot into the air and nose tackle Vince Wilfork grabbed it to give the Patriots possession on the Oakland 20-yard line. Three plays later, Dillon charged for an 8-yard touchdown, giving the Patriots a solid 23-14 lead.

## 100th WIN FOR BELICHICK

The victory over the Raiders marked the 100th overall victory as a head coach for Bill Belichick. The Patriots head coach is now 90-71 in the regular season and 10-1 in the playoffs for an overall mark of 100-72 in his career. Belichick is 63-27 overall as head coach of the Patriots. Belichick joins eight other active coaches in the 100-win club (Marty Schottenheimer, Bill Parcells, Joe Gibbs, Bill Cowher, Mike Holmgren, Mike Shanahan, Dick Vermeil and Dennis Green) and is the 33rd head coach in NFL history to record 100 overall wins. Belichick and Parcells are the only coaches to have earned their 100th career win with the Patriots. Parcells earned his 100th overall win in the Patriots' 1994 season finale.

## TOM TERRIFIC

With 306 passing yards, Tom Brady notched the ninth 300-yard passing game of his regular-season career. He also has had two 300-yard games in the playoffs. The last time he threw for over 300 yards was at Kansas City on Nov. 22, 2004, when he notched 315 yards. Against the Raiders, Brady had a 105.8 passer rating, marking the 27th time he has achieved a rating of 100.0 or better in his regular-season and playoff career. The Patriots are now 27-0 in games when Brady posts a rating of 100.0 or better.

## DOUBLE-DIP FOR DILLON

Corey Dillon ran for two touchdowns, marking the 12th multiple rushing touchdown game of his career. Last season, Dillon ran into the end zone twice in three games, with his last two-touchdown performance coming on Dec. 5, 2004 at Cleveland.

## MILLER TIME

Patriots punter Josh Miller dropped back-to-back punts inside the Raiders' 5-yard line in the third quarter. His first punt of the second half was a 48-yard bomb that bounced just in front of the goal line and spun back to the 4-yard line, where it was downed by Larry Izzo. Miller's next punt was a 49-yard boot that bounced around deep in Raiders territory and was downed by Randall Gay at the 4-yard line.

## CAPTAINS TAKE THE FIELD

The Patriots' 2005 captains were on the field for the opening coin toss. The offensive captains are Tom Brady (fourth season as a captain) and Troy Brown (fourth season). The defensive captains are Rodney Harrison (third season), Richard Seymour (third season) and Mike Vrabel (first season). The special teams captain is Larry Izzo (fifth season).

## THE DWIGHT STUFF ON PUNT RETURNS

Tim Dwight made a splash with his first punt return as a Patriot, gaining 27 yards on a first-quarter return. It was the longest punt return by a Patriot since the 2002 season, when Deion Branch rattled off a 40-yard return against the Denver Broncos on Oct. 27, 2002. In 2003, the longest punt return was a 23-yard scamper by Troy Brown (09/21/03 vs. N.Y. Jets). In 2004, the longest punt return was also a 23-yarder by Brown (12/26/04).

## TOUCHDOWN TIM

Tim Dwight caught his first touchdown pass as a Patriot, scurrying around the edge to snare a 5-yard pass from Brady to give the Patriots a 17-14 lead in the second quarter. Last season with the San Diego Chargers, Dwight had just two receptions while playing in 12 games. Tonight's score was the 14th career touchdown grab for the eighth-year veteran.

## BIG BENJAMIN

Benjamin Watson caught two passes for 55 yards on the Patriots' first drive, leading to a 26-yard field goal by Adam Vinatieri. As a rookie last season, the former first-round draft choice played in one game, the season-opener against Indianapolis) and had two catches for 16 yards.

## QUICK HITS

- Mike Vrabel dropped Kerry Collins for a 6-yard sack late in the third quarter. It was the Patriots' first sack of the season.
- Adam Vinatieri had an extra point blocked in the third quarter. It was the first point after miss for Vinatieri since Nov. 16, 2003, when he had a PAT blocked against Dallas.

## OPENING DRIVES

The Patriots allowed the Raiders to score a touchdown on their opening drive, marking the first time in 37 games that New England had allowed an opening-drive touchdown. The streak included six playoff games and dated back to the 2003 season opener (at Buffalo, 09/07/03). In the 2004 regular season and playoffs (a total of 19 games), the Patriots allowed opponents only six points on their first offensive possession, a mark that led the NFL.

## BRANCHING OUT

Deion Branch picked up right where he left off last year, catching the Patriots' first touchdown of the season on an 18-yard grab from Tom Brady in the first quarter. For Branch, the Super Bowl XXXIX MVP, it was his 10th career touchdown catch, and for Brady, the MVP of Super Bowls XXXVI and XXXVIII, it was his 98th career scoring pass.

## LONG BALL

The Raiders took a 14-10 lead in the second quarter on a 73-yard bomb from Kerry Collins to Randy Moss. It was the longest play from scrimmage the Patriots have allowed since Dec. 4, 2000, when Kansas City's Elvis Grbac connected with Derrick Alexander on an 81-yard touchdown pass at Foxboro Stadium.



THREE-TIME SUPER BOWL CHAMPIONS





# PATRIOTS IN THE COMMUNITY

## PATRIOTS DELIVER CLOTHING TO HURRICANE EVACUEES ON CAPE COD

Several New England Patriots spent their day off at Otis Air National Guard Base on Cape Cod on Monday, Sept. 12, delivering much-needed clothing items to the families displaced to the base in the aftermath of Hurricane Katrina. Patriots players Kevin Faulk, Bethel Johnson, Don Davis and Eric Alexander, along with assistant strength and conditioning coach, Harold Nash, drove to the base to deliver the goods and meet with the 200 people currently staying at the base.

Faulk, who hails from Carencro, Louisiana and attended LSU, encouraged his teammates to clean out their closets and bring gently used clothing items to the stadium yesterday. Nearly the entire team brought in bags and boxes of shoes, men's clothes, women's clothes and baby clothes to be donated to the families. From there, Faulk packed up a truck with the thousands of items to transport them to the base.

The Patriots contingent spent several hours with the evacuees, signing autographs and posing for pictures. In addition to Faulk, Alexander and Nash also have ties to the Gulf region; Alexander attended LSU and Nash is a native of New Orleans and attended Louisiana-Lafayette.



Kevin Faulk led a group of Patriots to Otis ANG Base on Cape Cod to deliver clothing to Hurricane Katrina evacuees on Monday, Sept. 12. (L to R) Patriots WR Bethel Johnson, Faulk, Asst. Strength and Conditioning Coach Harold Nash, Rev. Jeffery Brown, an unidentified evacuee, LB Don Davis, LB Eric Alexander

## HURRICANE KATRINA RELIEF EFFORTS

In order to raise funds to assist in hurricane relief efforts, the New England Patriots Charitable Foundation established two programs to encourage financial contributions from Patriots players, coaches, staff and fans. Details of the two programs are listed below:

**Hurricane Katrina Relief Fund:** On Tuesday, September 6, the New England Patriots Charitable Foundation established a Hurricane Katrina Relief Fund to give Patriots fans the opportunity to make financial contributions to hurricane relief efforts. Fans were encouraged to pledge donations in any \$25 increment, but those who made a donation of \$1,000 or more received a special thank you from the Patriots organization. For each \$1,000 donation, the Kraft family and the Patriots Charitable Foundation rewarded the donor with one lower seating bowl ticket to the Patriots-Raiders game. In less than 12 hours, the Patriots Charitable Foundation raised \$165,000, 100 percent of which will go to a variety of non-profit agencies directly supporting relief efforts. Fans may continue to donate to the fund through a link from the Patriots Web site.

**Patriots Employee Matching Program:** To encourage contributions to the Gulf Coast recovery efforts in the wake of Hurricane Katrina, the New England Patriots Charitable Foundation has established a program for Patriots players, coaches and employees to make donations in support of the hurricane relief efforts. If players, coaches and staff choose to make a personal financial contribution to a sanctioned non-profit organization that is working directly with disaster relief, the Kraft family, through the New England Patriots Charitable Foundation, will match those contributions for the first \$100,000 raised.

### Cradles to Crayons Hurricane Relief Collection

On Saturday, September 10, the New England Patriots Charitable Foundation and Bank of America teamed up with Cradles to Crayons, a non-profit organization dedicated to providing homeless children with essential supplies, to host a collection drive to benefit the children of displaced families of Hurricane Katrina. In just three hours, Cradles to Crayons accepted thousands of new and slightly used items outside of the ProShop at Gillette Stadium. Clothes, shoes, school supplies, toys, books, strollers and cribs were collected, and all of the items will be sent to agencies housing Hurricane Katrina evacuees.

## UPCOMING EVENTS

**Oct. 11:** Men's Health Day at Gillette Stadium

**Oct. 18:** Hometown Huddle



THREE-TIME SUPER BOWL CHAMPIONS







# BROADCAST INFORMATION

## PATRIOTS ALL ACCESS

**P**atriots All Access, an Emmy Award-winning one-hour magazine show, airs weekly throughout the season on WCVB-TV Channel 5 in Boston. Indicative of its name, Patriots All Access provides viewers exclusive, behind-the-scenes access and weekly in-depth features on Patriots players and personnel. WCVB's Mike Lynch hosts the program and is joined by head coach Bill Belichick for a weekly chalk talk and also by a Patriots player of the week. Another weekly segment takes a look at what Patriots players do off the field. The show also offers game previews, reviews and comprehensive analysis of every Patriots game.



### WCVB-TV Channel 5

**Patriots All Access**.....Saturdays at 7:00 p.m and Sundays at 10:00 a.m.

## TOTALLY PATRIOTS



**T**otally Patriots, a youth-oriented football show, is making its debut for the 2005 season, airing each Sunday morning on WCVB, Channel 5 in Boston. The show, hosted by Kerry Connolly, is geared towards young fans and includes a health and fitness segment as well as a weekly football tips feature with Patriots Hall of Fame linebacker Andre Tippett and a current Patriots player. Other features and segments emphasize the importance of an active lifestyle and let young football players hear directly from the pros. Check your local listings for other times and locations.

### WCVB-TV Channel 5

**Totally Patriots**.....Sundays at 11:00 a.m.

## WBCN PATRIOTS ROCK RADIO NETWORK

For the 11th consecutive season, WBCN was proud to be the flagship station for the Patriots Rock Radio Network. Every Patriots game was heard on WBCN (104.1 FM) and its network of 36 stations throughout all six New England states. Longtime broadcast tandem Gil Santos and Gino Cappelletti call all of the action in static-free stereo sound.



**FLAGSHIP STATION**  
**WBCN**  
**Boston ★ 104.1 FM**



### MASSACHUSETTS

WBSM	Fairhaven	1420 AM
WSAR	Fall River	1480 AM
WGAW	Gardner	1340 AM
WPVQ	Greenfield	95.3 FM
WBEC	Pittsfield	1420 AM
WBEC	Pittsfield	95.7 FM
WAQY	Springfield	102.1 FM
WXTK	Cape Cod	95.1 FM
WWFX	Worcester	100.1 FM

### MAINE

WEBB	Augusta	98.5 FM
WNSX	Bangor	97.7 FM
WHOU	Houlton	100.1 FM
WBLM	Portland	102.9 FM
WFZX	Searsport	101.7 FM

### CONNECTICUT

WCCC	Hartford	106.9 FM
WMOS	New London	104.7 FM
WINY	Putnam	1350 AM

### NEW HAMPSHIRE

WKXL	Concord	1450 AM
WSHK	Dover	105.3 FM
WSAK	Hampton	102.1 FM
WTPL	Hillsboro	107.7 FM
WVRR	Lebanon	101.7 FM
WFEA	Manchester	1370 AM
WWHQ	Meredith	101.5 FM
WPKQ	N. Conway	103.7 FM

### RHODE ISLAND

WSKO	Providence	790 AM
WSKO	Providence	99.7 FM

### VERMONT

WBTN	Bennington	1370 AM
WKVT	Brattleboro	92.7 FM
WEAV	Burlington	960 AM
WXZO	Burlington	96.7 FM
WMXR	Woodstock	93.9 FM
WMOO	Derby	92.1 FM
WEXP	Rutland	101.5 FM
WSTJ	St Johnsbury	1340 AM
WSNO	Waterbury	1450 AM

## PATRIOTS MONDAY ON WEEI

Sports Radio WEEI has the exclusive rights to broadcast "Patriots Monday" from Gillette Stadium every week during the season. The daylong programming lineup offers fans unique access from head coach Bill Belichick and quarterback Tom Brady along with appearances by other star players.

### Sports Radio WEEI

850 AM (Boston) and 103.7 FM (Providence)

### Time (Mondays)

6:00 – 10:00 a.m.  
10:00 a.m. – 2:00 p.m.  
2:00 – 6:00 p.m.

### Show

Dennis and Callahan  
Dale and Holley  
The Big Show

### Guest(s)

Tom Brady  
Stars of the Week  
Coach Belichick

## PATRIOTS FOOTBALL WEEKLY ON WB56

Join the editorial staff of Patriots Football Weekly for a half-hour Patriots extravaganza every Saturday night during the football season on WLVI-TV (WB56). The ultimate studio sports show for the ultimate Patriots fan is patterned like the official team newspaper, aiming to be confrontational and opinionated as the reporters dish about what's ahead for the team, give opponent analysis and offer insider information they've learned from working in the trenches at Gillette Stadium.

### WLVI-TV Channel 56

**Patriots Football Weekly** ..... Every Saturday night at Midnight

## PATRIOTS.COM

The official Web site of the New England Patriots offers fans an exciting lineup of daily features and is one of the most advanced and exciting Web sites in all of sports. **Patriots Video News** is a streaming video show broadcast daily on Patriots.com, giving Patriots fans interviews and analysis that picks up where the newspapers and TV reports leave off. **Patriots.com Radio** features six hours of original daily programming beginning at noon ET and allows fans to interact with hosts and guests via phone and email. Besides these features, the site offers daily news updates, press releases, live coverage of all press conferences and much more.

## TELEVISION RATINGS

Historically, the Patriots have been at or near the top of the weekly television ratings for the 2.4 million homes in the Boston market. Below is a historical perspective to show the Patriots' consistent popularity in the Boston market.

### 2005 RATINGS: BOSTON TV MARKET

Date	Opponent	Rating / Share
Sept. 8, 2005	Oakland	
Sept. 18, 2005	at Carolina	22.3 / 50

### RATINGS HISTORY

Season	Rating / Share
2004 Regular Season Average	31.2 / 56
2004 Postseason Average	48.9 / 70
2003 Regular Season Average	26.8 / 51
2003 Postseason Average	47.0 / 72
2002 Regular Season Average	28.5 / 53
2001 Regular Season Average	24.7 / 48
2001 Postseason Average	47.4 / 73

**Note:** Each ratings point represents one percent of the 2.4 million homes in the Boston TV market.



**THREE-TIME SUPER BOWL CHAMPIONS**





# 2005 TRANSACTIONS

## FEBRUARY, 2005

2/4	Billy Yates.....	Signed to active roster
2/12	Eric Mangini.....	Named Defensive Coord.
2/16	Ike Charlton.....	Signed
	Lance Nimmo.....	Signed from practice squad
	Buck Rasmussen.....	Signed from practice squad
	Mark Bartosic.....	Signed/allocated NFL Europe
	Ricky Bryant.....	Signed/allocated NFL Europe
	Kory Chapman.....	Signed/allocated NFL Europe
	Cedric James.....	Signed/allocated NFL Europe
	Grant Steen.....	Signed/allocated NFL Europe
	Joel Jacobs.....	Allocated to NFL Europe
2/23	Joel Collier.....	Named Asst. Secondary Coach
	Harold Nash.....	Named Asst. Str. & Cond. Coach
	Earthwind Moreland.....	Released
	Buck Rasmussen.....	Released
	Wilbert Brown.....	Released
	Zeron Flemister.....	Released
2/25	Ty Law.....	Released
2/28	Roman Phifer.....	Released

## MARCH, 2005

3/4	Duane Starks.....	Acquired via Trade (ARZ)
3/7	Pete Mangurian.....	Named Tight Ends Coach
	Patrick Pass.....	Re-Signed
3/8	Stephen Neal.....	Re-Signed
3/13	Tim Dwight.....	Signed
3/15	Tom Ashworth.....	Re-Signed
3/22	Don Davis.....	Re-Signed
3/24	Ethan Kelley.....	Re-Signed

## APRIL, 2005

4/5	David Terrell.....	Signed
4/14	Monty Beisel.....	Signed
4/18	Wesly Mallard.....	Signed
4/23	Logan Mankins.....	Drafted
	Ellis Hobbs.....	Drafted
	Nick Kaczur.....	Drafted
4/24	James Sanders.....	Drafted
	Ryan Claridge.....	Drafted
	Matt Cassel.....	Drafted
	Andy Stokes.....	Drafted
4/26	Chad Scott.....	Signed
4/29	Doug Flutie.....	Signed
	DeCori Birmingham, Travis Conway, Kyle Eckel, Robbie Gould, Ryan Krug, Mike Lorenz, Matt Phillips, Andre Torrey, Raymond Ventrone and Mike Wright.....	Signed as rookie free agents
4/30	Earl Charles, Michael McGrew, Michael Rogers and Antonio Thomas.....	Signed as rookie free agents
	Rhett Kopp.....	Signed
	DeMarco McNeil.....	Signed

## MAY, 2005

5/2	Matt Phillips.....	Released
5/4	Keith Traylor.....	Released
5/6	Michael Rogers.....	Released
	Mark Bartosic.....	Released
5/10	Chad Brown.....	Signed
5/12	Victor Leyva.....	Signed
5/18	Otis Smith.....	Signed and placed on Res./Retired
5/23	Troy Brown.....	Re-Signed

## JUNE, 2005

6/1	Lance Nimmo.....	Released
	Chris Redman.....	Released
6/6	Antuan Edwards.....	Signed
6/9	Ike Charlton.....	Released
6/10	Andy Stokes.....	Signed
6/15	Travis Conway.....	Released
	Mike Lorenz.....	Released
6/28	Bryan Anderson.....	Signed
	Chad Morton.....	Signed
	Matt Cassel.....	Signed
	Ryan Claridge.....	Signed

## JULY, 2005

7/15	Scott Pioli.....	Signed to a contract extension
7/20	Nick Kaczur.....	Signed
	James Sanders.....	Signed
7/22	Ellis Hobbs.....	Signed
	DeCori Birmingham.....	Released
7/23	Earl Charles.....	Released
7/24	Bam Childress.....	Signed
	DeMarco McNeil.....	Released
7/25	Logan Mankins.....	Signed
7/27	Michael McGrew.....	Released
7/28	Ted Johnson.....	Retired
	Rich Musinski.....	Signed
	Bryan Anderson.....	Placed on PUP list
	Tedy Bruschi.....	Placed on PUP list
	Tim Dwight.....	Placed on PUP list
	Chad Morton.....	Placed on PUP list
	Bethel Johnson.....	Placed on PUP list
	Ethan Kelley.....	Placed on NFI list
7/29	Eugene Baker.....	Signed
	Bryan Anderson.....	Released
7/31	Jason Anderson.....	Signed

## AUGUST, 2005

8/1	Tim Dwight.....	Activated from PUP list
	Ethan Kelley.....	Released
	Jake Schifino.....	Released
8/2	Mario Monds.....	Signed
8/3	Tom Sverchek.....	Signed
	Rich Musinski.....	Released
8/5	Ricky Bryant.....	Released
8/8	Matt Brandt.....	Signed
	Andy Stokes.....	Released
8/9	Matt Brandt.....	Released
8/14	Mario Monds.....	Released
8/15	Ifo Pili.....	Signed
	Ryan Claridge.....	Placed on Reserve / Injured
8/21	Rhett Kopp.....	Released
8/22	Andre' Davis.....	Acquired via Trade (CLV)
8/24	Eugene Baker.....	Released
8/25	Antuan Edwards.....	Released
8/29	Rohan Davey.....	Released
	Cedric Cobbs.....	Released
	Dexter Reid.....	Released
8/30	Jason Anderson, Robbie Gould, Ryan Krug, Chad Morton, Ifo Pili, Hank Poteat and Antonio Thomas.....	Released
	Bethel Johnson.....	Activated from PUP list
	Michael McGrew.....	Placed on Reserve / Injured

## SEPTEMBER, 2005

9/3	Eric Alexander, Rodney Bailey, Kory Chapman, Bam Childress, Kyle Eckel, Joel Jacobs, Victor Leyva, Gene Mruczkowski, Jeff Roehl, P.K. Sam, Grant Steen, Tom Sverchek, David Terrell, Andre Torrey, Raymond Ventrone, Jed Weaver and Billy Yates.....	Released
9/4	Eric Alexander, Kory Chapman, Bam Childress, Ryan Krug, Jared Newberry, Raymond Ventrone and Billy Yates.....	Signed to the Practice Squad
9/5	Wesley Britt.....	Signed to the Practice Squad
9/7	Andre Torrey.....	Signed to the Practice Squad
	Raymond Ventrone.....	Released from Practice Squad
9/8	P.K. Sam.....	Signed to the Practice Squad
	Ryan Krug.....	Released from Practice Squad
9/9	Raymond Ventrone.....	Signed to the Practice Squad
	Andre Torrey.....	Released from Practice Squad



THREE-TIME SUPER BOWL CHAMPIONS





# 2005 OFFENSIVE STATISTICS

WON 1, LOST 1

09/08 W 30-20	Oakland	68,756
09/18 L 17-27	at Carolina	73,528
09/25	at Pittsburgh	
10/02	San Diego	
10/09	at Atlanta	
10/16	at Denver	
10/30	Buffalo	
11/07	Indianapolis	
11/13	at Miami	
11/20	New Orleans	
11/27	at Kansas City	
12/04	New York Jets	
12/11	at Buffalo	
12/17	Tampa Bay	
12/26	at New York Jets	
01/01	Miami	

	N.E.	Opp.
TOTAL FIRST DOWNS	36	36
Rushing	6	12
Passing	24	18
Penalty	6	6
3rd Down: Made/Att	10/30	9/27
3rd Down Pct.	33.3	33.3
4th Down: Made/Att	0/1	0/0
4th Down Pct.	0.0	0.0
POSSESSION AVG.	30:11	29:50
TOTAL NET YARDS	667	588
Avg. Per Game	333.5	294.0
Total Plays	131	126
Avg. Per Play	5.1	4.7
NET YARDS RUSHING	112	196
Avg. Per Game	56.0	98.0
Total Rushes	47	58
NET YARDS PASSING	555	392
Avg. Per Game	277.5	196.0
Sacked/Yards Lost	2/21	3/27
Gross Yards	576	419
Att./Completions	82/47	65/29
Completion Pct.	57.3	44.6
Had Intercepted	1	1
PUNTS/AVERAGE	14/43.2	15/43.4
NET PUNTING AVG.	14/33.0	15/39.1
PENALTIES/YARDS	19/132	22/194
FUMBLES/BALL LOST	2/2	2/1
TOUCHDOWNS	6	6
Rushing	2	3
Passing	3	3
Returns	1	0

* SCORE BY PERIODS	Q1	Q2	Q3	Q4	OT	PTS
TEAM	17	7	16	7	0	47
OPPONENTS	14	17	3	13	0	47

* SCORING	TD	Ru	Pa	Rt	K-PAT	FG	S	PTS
Dillon	2	2	0	0				12
Vinatieri	0	0	0	0	5/ 6	2/ 2	0	11
Branch	1	0	1	0				6
Dwight	1	0	1	0				6
Graham	1	0	1	0				6
Vrabel	1	0	0	1				6
TEAM	6	2	3	1	5/ 6	2/ 2	0	47
OPPONENTS	6	3	3	0	5/ 5	2/ 3	0	47

2-Pt. Conversions: TEAM 0-0, OPPONENTS 0-1

**SACKS:** Colvin 1.0, Green 1.0, Vrabel 1.0,  
TEAM 3.0, OPPONENTS 2.0

* RUSHING	No.	Yds	Avg	Long	TD
Dillon	37	99	2.7	14	2
Faulk	7	14	2.0	4	0
Brady	3	-1	-.3	0	0
TEAM	47	112	2.4	14	2
OPPONENTS	58	196	3.4	19	3

* RECEIVING	No.	Yds	Avg	Long	TD
Branch	15	159	10.6	29	1
T. Brown	9	138	15.3	71	0
Givens	7	87	12.4	26	0
Faulk	6	45	7.5	22	0
Watson	3	62	20.7	35	0
Dwight	3	37	12.3	24	1
Dillon	2	30	15.0	25	0
Graham	2	18	9.0	17	1
TEAM	47	576	12.3	71	3
OPPONENTS	29	419	14.4	73t	3

* INTERCEPTIONS	No.	Yds	Avg	Long	TD
Vrabel	1	24	24.0	24t	1
Wilfork	0	0	---	---	0
TEAM	1	24	24.0	24t	1
OPPONENTS	1	0	0.0	0	0

* PUNTING	No.	Yds	Avg	Net	TB	In	Lg	B
Jo. Miller	13	605	46.5	33.0	0	3	56	1
TEAM	14	605	43.2	33.0	0	3	56	1
OPPONENTS	15	651	43.4	39.1	1	7	58	0

* PUNT RETURNS	Ret	FC	Yds	Avg	Long	TD
Dwight	5	1	44	8.8	27	0
T. Brown	0	3	0	---	---	0
TEAM	5	4	44	8.8	27	0
OPPONENTS	9	0	143	15.9	76	0

* KICKOFF RETURNS	No.	Yds	Avg	Long	TD
Hobbs	6	160	26.7	37	0
Faulk	3	65	21.7	26	0
TEAM	9	225	25.0	37	0
OPPONENTS	10	256	25.6	35	0

* FIELD GOALS	1-19	20-29	30-39	40-49	50+
Vinatieri	0/ 0	1/ 1	0/ 0	1/ 1	0/ 0
TEAM	0/ 0	1/ 1	0/ 0	1/ 1	0/ 0
OPPONENTS	0/ 0	0/ 0	0/ 0	0/ 1	2/ 2
Vinatieri: (26G) (45G)					
OPPONENTS: (43N) (51G, 52G)					

* PASSING	Att	Cmp	Yds	Cmp%	Yds/Att	TD	TD%	Int	Int%	Long	Sack/Lost	Rating
Brady	82	47	576	57.3	7.02	3	3.7	1	1.2	71	2/ 21	86.2
TEAM	82	47	576	57.3	7.02	3	3.7	1	1.2	71	2/ 21	86.2
OPPONENTS	65	29	419	44.6	6.45	3	4.6	1	1.5	73t	3/ 27	75.1



THREE-TIME SUPER BOWL CHAMPIONS







# 2005 DEFENSIVE STATISTICS

Tackle Statistics Based on Coaches' Film Review

DEFENSIVE STATISTICS											SP. TEAMS					FUMBLES - LOST (2-2)				
Name	TT	UT	A	S/ YL	Int/	Yds	PD	FF	FR		TT	UT	A	FF	FR	Own				
Richard Seymour	22	9	13	-	-	-	-	1	-	-	0	0	0	-	-	No.	Lost	Rec.	O.B.	
Rodney Harrison	15	6	9	-	-	-	-	1	-	-	3	2	1	-	-	Tom Brady	1	1	0	0
Chad Brown	14	10	4	-	-	-	-	-	-	-	0	0	0	-	-	Benjamin Watson	1	1	0	0
Monty Beisel	13	9	4	-	-	-	-	-	-	-	2	2	0	-	-	Totals	2	2	0	0
Eugene Wilson	10	6	4	-	-	-	-	3	-	-	2	1	1	-	-					
Mike Vrabel	9	8	1	1.0	6.0	1	24	1	-	-	0	0	0	-	-					
Vince Wilfork	9	5	4	-	-	-	-	-	-	1	0	0	0	-	-					
Willie McGinest	8	7	1	-	-	-	-	-	-	-	0	0	0	-	-					
Jarvis Green	8	5	3	1.0	13.0	-	-	-	1	-	0	0	0	-	-					
Ty Warren	8	2	6	-	-	-	-	-	-	-	0	0	0	-	-					
Rosevelt Colvin	3	3	0	1.0	8.0	-	-	-	-	-	0	0	0	-	-					
Asante Samuel	3	2	1	-	-	-	-	2	-	-	0	0	0	-	-					
Duane Starks	3	1	2	-	-	-	-	-	-	-	0	0	0	-	-					
Randall Gay	2	2	0	-	-	-	-	1	-	-	3	2	1	-	-					
Guss Scott	2	2	0	-	-	-	-	-	-	-	2	0	2	-	-					
Tyrone Poole	1	1	0	-	-	-	-	-	-	-	0	0	0	-	-					
Don Davis	0	0	0	-	-	-	-	-	-	-	4	0	4	-	-					
Wesly Mallard	0	0	0	-	-	-	-	-	-	-	3	2	1	-	-					
Matt Chatham	0	0	0	-	-	-	-	-	-	-	3	1	2	-	-					
Larry Izzo	0	0	0	-	-	-	-	-	-	-	1	1	0	-	-					
Benjamin Watson	0	0	0	-	-	-	-	-	-	-	1	1	0	-	-					
Patrick Pass	0	0	0	-	-	-	-	-	-	-	1	0	1	-	-					
Dan Klecko	0	0	0	-	-	-	-	-	-	-	1	0	1	-	-					
Lonie Paxton	0	0	0	-	-	-	-	-	-	-	1	0	1	-	-					
Totals	130	78	52	3.0	27.0	1	24	9	1	1	27	12	15	0	0					

BLOCKED KICKS			
	XP	FG	P
Totals	0	0	0

MISC. OFFENSIVE STATS				
	Tkl	Ast	FF	FR
Troy Brown	1	0	0	0
Matt Light	1	0	0	0
Kevin Faulk	1	0	0	0
Totals	3	0	0	0

BLOCKED KICKS			
	XP	FG	P
<b>Totals</b>	<b>0</b>	<b>0</b>	<b>0</b>

MISC. OFFENSIVE STATS				
	Tkl	Ast	FF	FR
Troy Brown	1	0	0	0
Matt Light	1	0	0	0
Kevin Faulk	1	0	0	0
<b>Totals</b>	<b>3</b>	<b>0</b>	<b>0</b>	<b>0</b>

## LEGEND

TT- Total Tackles	PD- Pass Defensed
UT- Unassisted Tackles	FF- Forced Fumbles
A- Assists	FR- Fumbles Recovered
S/Yds- Sacks/Yards Lost	Tack. T.O. - Tackles off Turnovers
I/Ret.- Interceptions/Return Yards	O.B. - Out of Bounds



THREE-TIME SUPER BOWL CHAMPIONS





# HOW THE 2005 PATRIOTS WERE BUILT

<b>YEAR</b>	<b>DRAFTEES (27)</b>	<b>AS OF SEPTEMBER 19, 2005 VETERAN FREE AGENTS (15)</b>	<b>WAIVERS (1) / TRADES (3)</b>	<b>ROOKIE AND FIRST-YEAR FREE AGENTS (7)</b>
<b>1993</b>	Troy Brown (8)			
<b>1994</b>	Willie McGinest (1)			
<b>1995</b>				
<b>1996</b>				Adam Vinatieri (fa)
<b>1997</b>				
<b>1998</b>				
<b>1999</b>	Kevin Faulk (2)			
<b>2000</b>	Tom Brady (6b) Patrick Pass (7b)		Matt Chatham (fa) (cw-STL)	Lonie Paxton (fa)
<b>2001</b>	Richard Seymour (1) Matt Light (2)	Larry Izzo (fa) (MIA) Mike Vrabel (3) (PIT)		Tom Ashworth (fa) Stephen Neal (fa)
<b>2002</b>	Daniel Graham (1) Deion Branch (2) Jarvis Green (4b) David Givens (7b)	Christian Fauria (2) (SEA)		Russ Hochstein (5)
<b>2003</b>	Ty Warren (1) Eugene Wilson (2a) Bethel Johnson (2b) Dan Klecko (D4a) Asante Samuel (4b) Dan Koppen (5) Tully Banta-Cain (7b)	Rosevelt Colvin (4) (CHI) Don Davis (fa) (STL) Brandon Gorin (7) (SD) Rodney Harrison (5) (SD) Tyrone Poole (1) (DEN)		
<b>2004</b>	Vince Wilfork (1a) Benjamin Watson (1b) Marquise Hill (2) Guss Scott (3)	Josh Miller (fa) (PIT)	Corey Dillon (2) (tr-CIN)	Randall Gay (fa)
<b>2005</b>	Logan Mankins (1) Ellis Hobbs (3a) Nick Kaczur (3b) James Sanders (4) Matt Cassel (7a)	Monty Beisel (4) (KC) Chad Brown (2) (SEA) Tim Dwight (4) (SD) Doug Flutie (11) (SD) Wesly Mallard (6) (NYG) Chad Scott (1) (PIT)	Duane Starks (1) (tr-ARZ) Andre' Davis (2) (tr-CLV)	Mike Wright (fa)

## INJURED RESERVE (2)

Ryan Claridge (D5-05)  
Michael McGrew (FA-05)

## RESERVE/PUP (1)

Tedy Bruschi (D3-96)

^ Restricted Free Agent

(#) - indicates round drafted

(fa) - indicates non-drafted free agents



THREE-TIME SUPER BOWL CHAMPIONS





# UNOFFICIAL 2005 DEPTH CHART

Unofficial depth chart compiled by Patriots Media Relations, Sept. 19, 2005

## OFFENSE

<b>WR:</b> 83 Deion Branch (2/2/0/0)	86 Tim Dwight (2/0/0/0)	81 Bethel Johnson (0/0/0/2)*
<b>LT:</b> 72 Matt Light (2/2/0/0)	76 Brandon Gorin (0/0/0/2)*	
<b>LG:</b> <u>70 Logan Mankins (2/2/0/0)</u>	71 Russ Hochstein (2/0/0/0)	
<b>C:</b> 67 Dan Koppen (2/2/0/0)	71 Russ Hochstein (2/0/0/0)	
<b>RG:</b> 61 Stephen Neal (2/2/0/0)	71 Russ Hochstein (2/0/0/0)	
<b>RT:</b> 68 Tom Ashworth (2/2/0/0)	<u>77 Nick Kaczur (2/0/0/0)</u>	
<b>TE:</b> 82 Daniel Graham (2/2/0/0)	84 Benjamin Watson (2/2/0/0)	88 Christian Fauria (2/0/0/0)
<b>WR:</b> 87 David Givens (2/2/0/0)	80 Troy Brown (2/0/0/0)	18 Andre' Davis (0/0/0/2)*
<b>QB:</b> 12 Tom Brady (2/2/0/0)	2 Doug Flutie (0/0/2/0)	<u>16 Matt Cassel (0/0/0/2)*</u>
<b>RB:</b> 28 Corey Dillon (2/2/0/0)	33 Kevin Faulk (2/0/0/0)	
<b>FB:</b> 35 Patrick Pass (2/0/0/0)		

## DEFENSE

<b>LE:</b> 94 Ty Warren (2/2/0/0)	91 Marquise Hill (1/0/0/1)	<u>99 Mike Wright (1/0/1/0)</u>
<b>NT:</b> 75 Vince Wilfork (2/2/0/0)	90 Dan Klecko (2/0/0/0)	
<b>RE:</b> 93 Richard Seymour (2/2/0/0)	97 Jarvis Green (2/0/0/0)	
<b>LOLB:</b> 50 Mike Vrabel (2/2/0/0)	48 Tully Banta-Cain (0/0/0/2)*	96 Wesly Mallard (2/0/0/0)
<b>ILB:</b> 52 Monty Beisel (2/2/0/0)	51 Don Davis (2/0/0/0)	
<b>ILB:</b> 98 Chad Brown (2/2/0/0)	53 Larry Izzo (2/0/0/0)	58 Matt Chatham (2/0/0/0)
<b>ROLB:</b> 55 Willie McGinest (2/2/0/0)	59 Roosevelt Colvin (2/0/0/0)	58 Matt Chatham (2/0/0/0)
<b>LCB:</b> 22 Asante Samuel (2/2/0/0)	<u>27 Ellis Hobbs (2/0/0/0)</u>	38 Tyrone Poole (1/1/0/1)*
<b>RCB:</b> 21 Randall Gay (2/1/0/0)	23 Duane Starks (1/0/0/1)	30 Chad Scott (1/0/0/1)*
<b>FS:</b> 26 Eugene Wilson (2/2/0/0)	29 Guss Scott (2/0/0/0)	
<b>SS:</b> 37 Rodney Harrison (2/2/0/0)	<u>36 James Sanders (0/0/0/2)*</u>	

## SPECIAL TEAMS

<b>K:</b> 4 Adam Vinatieri (2/0/0/0)	8 Josh Miller (2/0/0/0)	
<b>P:</b> 8 Josh Miller (2/0/0/0)	4 Adam Vinatieri (2/0/0/0)	
<b>H:</b> 8 Josh Miller (2/0/0/0)	12 Tom Brady (2/2/0/0)	
<b>PR:</b> 86 Tim Dwight (2/0/0/0)	80 Troy Brown (2/0/0/0)	33 Kevin Faulk (2/0/0/0)
<b>KR:</b> <u>27 Ellis Hobbs (2/0/0/0)</u>	33 Kevin Faulk (2/0/0/0)	35 Patrick Pass (2/0/0/0)
<b>LS:</b> 66 Lonie Paxton (2/0/0/0)	71 Russ Hochstein (2/0/0/0)	

\*- Player was inactive for last week's game  
Rookie and first-year players are underlined

## PATRIOTS PRONUNCIATION GUIDE

Monty Beisel..... BI-zul  
Matt Cassel ..... CASTLE  
Christian Fauria ..... FOUR-ee-ay  
Marquise Hill ..... mar-KEESE  
Russ Hochstein..... HOKE-stine

Bethel Johnson ..... BETH-ull  
Nick Kaczur ..... KÄ-zur  
Dan Koppen..... COPE-en  
Adam Vinatieri ..... vin-a-TERRY



THREE-TIME SUPER BOWL CHAMPIONS







# 2005 ALPHABETICAL ROSTER

September 19, 2005

#	NAME	POS	HT	WT	BORN	YR	COLLEGE	H.S. HOMETOWN
68	Ashworth, Tom	T	6-6	305	10/10/77	4	Colorado	Englewood, Colo.
48	Banta-Cain, Tully	LB	6-2	250	08/28/80	3	California	Sunnyvale, Calif.
52	Beisel, Monty	LB	6-3	238	08/20/78	5	Kansas State	Douglass, Kan.
12	Brady, Tom	QB	6-4	225	08/03/77	6	Michigan	San Mateo, Calif.
83	Branch, Deion	WR	5-9	193	07/18/79	4	Louisville	Albany, Ga.
98	Brown, Chad	LB	6-2	245	07/12/70	13	Colorado	Altadena, Calif.
80	Brown, Troy	WR	5-10	196	07/02/71	13	Marshall	Blackville, S.C.
16	Cassel, Matt	QB	6-4	222	05/17/82	R	Southern California	Northridge, Calif.
58	Chatham, Matt	LB	6-4	250	06/28/77	6	South Dakota	Sioux City, Iowa
59	Colvin, Rosevelt	LB	6-3	250	09/05/77	7	Purdue	Indianapolis, Ind.
18	Davis, Andre'	WR	6-1	195	06/12/79	4	Virginia Tech	Niskayuna, N.Y.
51	Davis, Don	LB	6-1	235	12/17/72	10	Kansas	Olathe, Kan.
28	Dillon, Corey	RB	6-1	225	10/24/74	9	Washington	Seattle, Wash.
86	Dwight, Tim	WR	5-8	180	07/13/75	8	Iowa	Iowa City, Iowa
33	Faulk, Kevin	RB	5-8	202	06/05/76	7	Louisiana State	Carencro, La.
88	Fauria, Christian	TE	6-4	250	09/22/71	11	Colorado	Encino, Calif.
2	Flutie, Doug	QB	5-10	180	10/23/62	12	Boston College	Natick, Mass.
21	Gay, Randall	CB	5-11	186	05/05/82	2	Louisiana State	Brusly, La.
87	Givens, David	WR	6-0	215	08/16/80	4	Notre Dame	Humble, Texas
76	Gorin, Brandon	T	6-6	308	07/17/78	4	Purdue	Muncie, Ind.
82	Graham, Daniel	TE	6-3	257	11/16/78	4	Colorado	Denver, Colo.
97	Green, Jarvis	DL	6-3	290	01/12/79	4	Louisiana State	Donaldsonville, La.
37	Harrison, Rodney	S	6-1	220	12/15/72	12	Western Illinois	Chicago, Ill.
91	Hill, Marquise	DE	6-6	300	08/07/82	2	Louisiana State	New Orleans, La.
27	Hobbs, Ellis	CB	5-9	188	05/16/83	R	Iowa State	DeSoto, Texas
71	Hochstein, Russ	G	6-4	305	10/07/77	5	Nebraska	Hartington, Neb.
53	Izzo, Larry	LB	5-10	228	09/26/74	10	Rice	Houston, Texas
81	Johnson, Bethel	WR	5-11	200	02/11/79	3	Texas A&M	Corsicana, Texas
77	Kaczur, Nick	T	6-4	319	07/28/79	R	Toledo	Brantford, Ontario
90	Klecko, Dan	DL	5-11	275	01/12/81	3	Temple	Colts Neck, N.J.
67	Koppen, Dan	C	6-2	296	09/12/79	3	Boston College	Whitehall, Pa.
72	Light, Matt	T	6-4	305	06/23/78	5	Purdue	Greenville, Ohio
96	Mallard, Wesly	LB	6-1	230	11/21/78	4	Oregon	Columbus, Ga.
70	Mankins, Logan	OL	6-4	307	03/10/82	R	Fresno State	Catheys Valley, Calif.
55	McGinest, Willie	LB	6-5	270	12/11/71	12	Southern California	Long Beach, Calif.
8	Miller, Josh	P	6-4	225	07/14/70	10	Arizona	Rockaway, N.Y.
61	Neal, Stephen	G	6-4	305	10/09/76	4	Cal State-Bakersfield	San Diego, Calif.
35	Pass, Patrick	FB	5-10	217	12/31/77	6	Georgia	Tucker, Ga.
66	Paxton, Lonie	LS	6-2	260	03/13/78	6	Sacramento State	Corona, Calif.
38	Poole, Tyrone	CB	5-8	188	02/03/72	10	Fort Valley State	LaGrange, Ga.
22	Samuel, Asante	CB	5-10	185	01/06/81	3	Central Florida	Ft. Lauderdale, Fla.
36	Sanders, James	S	5-10	207	11/11/83	R	Fresno State	Porterville, Calif.
30	Scott, Chad	CB	6-1	202	09/06/74	9	Maryland	Capitol Heights, Md.
29	Scott, Guss	S	5-10	205	05/21/82	2	Florida	Jacksonville, Fla.
93	Seymour, Richard	DL	6-6	310	10/06/79	5	Georgia	Gadsden, S.C.
23	Starks, Duane	CB	5-10	174	05/23/74	8	Miami (Fla.)	Miami, Fla.
4	Vinatieri, Adam	K	6-0	202	12/28/72	10	South Dakota State	Rapid City, S.D.
50	Vrabel, Mike	LB	6-4	261	08/14/75	9	Ohio State	Akron, Ohio
94	Warren, Ty	DL	6-5	300	02/06/81	3	Texas A&M	Bryan, Texas
84	Watson, Benjamin	TE	6-3	253	12/18/80	2	Georgia	Rock Hill, S.C.
75	Wilfork, Vince	DL	6-2	325	11/04/81	2	Miami (Fla.)	Boynton Beach, Fla.
26	Wilson, Eugene	DB	5-10	195	08/17/80	3	Illinois	Merrillville, Ind.
99	Wright, Mike	DL	6-4	295	03/01/82	R	Cincinnati	Cincinnati, Ohio

## PRACTICE SQUAD

49	Alexander, Eric	LB	6-2	240	02/08/82	2	Louisiana State	Port Arthur, Texas
65	Britt, Wesley	T	6-8	314	11/21/81	R	Alabama	Cullman, Ala.
32	Chapman, Kory	RB	6-1	202	07/13/80	1	Jacksonville State	Batesville, Miss.
13	Childress, Bam	WR	5-10	185	03/31/82	R	Ohio State	Warrensville Heights, Ohio
46	Newberry, Jared	LB	6-1	234	11/11/81	R	Stanford	Minneapolis, Minn.
14	Sam, P.K.	WR	6-3	210	02/26/83	2	Florida State	Buford, Ga.
43	Torrey, Andre	LB	6-4	245	01/28/82	R	Arizona	Alameda, Calif.
74	Yates, Billy	G	6-2	305	04/15/80	2	Texas A&M	Fort Worth, Texas

## HEAD COACH: BILL BELICHICK

**ASSISTANTS:** Joel Collier, Assistant Secondary; Brian Daboll, Wide Receivers; Ivan Fears, Running Backs; Pepper Johnson, Defensive Line; Eric Mangini, Defensive Coordinator; Pete Mangurian, Tight Ends; Josh McDaniels, Quarterbacks; Harold Nash, Assistant Strength and Conditioning; Matt Patricia, Assistant Offensive Line; Dean Pees, Linebackers; Dante Scarnecchia, Assistant Head Coach/Offensive Line; Brad Seely, Special Teams; Mike Woicik, Strength and Conditioning.



# 2005 NUMERICAL ROSTER

September 19, 2005

#	NAME	POS	HT	WT	AGE	YR	COLLEGE	HOW ACQ.	P/S/D/I
2	Doug Flutie	QB	5-10	180	42	12	Boston College	FA (SD)-05	0/0/2/0
4	Adam Vinatieri	K	6-0	202	32	10	South Dakota State	FA-96	2/0/0/0
8	Josh Miller	P	6-4	225	35	10	Arizona	FA (PIT)-04	2/0/0/0
12	Tom Brady	QB	6-4	225	28	6	Michigan	D6b-00	2/2/0/0
16	Matt Cassel	QB	6-4	222	23	R	Southern California	D7a-05	0/0/0/2
18	Andre' Davis	WR	6-1	195	26	4	Virginia Tech	TR (CLV)-05	0/0/0/2
21	Randall Gay	CB	5-11	186	23	2	Louisiana State	FA-04	2/1/0/0
22	Asante Samuel	CB	5-10	185	24	3	Central Florida	D4b-03	2/2/0/0
23	Duane Starks	CB	5-10	174	31	8	Miami (Fla.)	TR (ARZ)-05	1/0/0/1
26	Eugene Wilson	DB	5-10	195	25	3	Illinois	D2a-03	2/2/0/0
27	Ellis Hobbs	CB	5-9	188	22	R	Iowa State	D3a-05	2/0/0/0
28	Corey Dillon	RB	6-1	225	30	9	Washington	TR (CIN)-04	2/2/0/0
29	Guss Scott	S	5-10	205	23	2	Florida	D3-04	2/0/0/0
30	Chad Scott	CB	6-1	202	31	9	Maryland	FA (PIT)-05	1/0/0/1
33	Kevin Faulk	RB	5-8	202	29	7	Louisiana State	D2-99	2/0/0/0
35	Patrick Pass	FB	5-10	217	27	6	Georgia	D7b-00	2/0/0/0
36	James Sanders	S	5-10	207	21	R	Fresno State	D4-05	0/0/0/2
37	Rodney Harrison	S	6-1	220	32	12	Western Illinois	FA (SD)-03	2/2/0/0
38	Tyrone Poole	CB	5-8	188	33	10	Fort Valley State	UFA (DEN)-03	1/1/0/1
48	Tully Banta-Cain	LB	6-2	250	25	3	California	D7b-03	0/0/0/2
50	Mike Vrabel	LB	6-4	261	30	9	Ohio State	UFA (PIT)-01	2/2/0/0
51	Don Davis	LB	6-1	235	32	10	Kansas	UFA (STL)-03	2/0/0/0
52	Monty Beisel	LB	6-3	238	27	5	Kansas State	UFA (KC)-05	2/2/0/0
53	Larry Izzo	LB	5-10	228	30	10	Rice	UFA (MIA)-01	2/0/0/0
55	Willie McGinest	LB	6-5	270	33	12	Southern California	D1-94	2/2/0/0
58	Matt Chatham	LB	6-4	250	27	6	South Dakota	CW-00	2/0/0/0
59	Rosevelt Colvin	LB	6-3	250	28	7	Purdue	UFA (CHI)-03	2/0/0/0
61	Stephen Neal	G	6-4	305	28	4	Cal State-Bakersfield	FA-01	2/2/0/0
66	Lonie Paxton	LS	6-2	260	27	6	Sacramento State	FA-00	2/0/0/0
67	Dan Koppen	C	6-2	296	26	3	Boston College	D5-03	2/2/0/0
68	Tom Ashworth	T	6-6	305	27	4	Colorado	FA-01	2/2/0/0
70	Logan Mankins	OL	6-4	307	23	R	Fresno State	D1-05	2/2/0/0
71	Russ Hochstein	G	6-4	305	27	5	Nebraska	FA-03	2/0/0/0
72	Matt Light	T	6-4	305	27	5	Purdue	D2-01	2/2/0/0
75	Vince Wilfork	DL	6-2	325	24	2	Miami (Fla.)	D1a-04	2/2/0/0
76	Brandon Gorin	T	6-6	308	27	4	Purdue	FA-03	0/0/0/2
77	Nick Kaczur	T	6-4	319	26	R	Toledo	D3b-05	2/0/0/0
80	Troy Brown	WR	5-10	196	34	13	Marshall	D8-93	2/0/0/0
81	Bethel Johnson	WR	5-11	200	25	3	Texas A&M	D2b-03	0/0/0/2
82	Daniel Graham	TE	6-3	257	25	4	Colorado	D1-02	2/2/0/0
83	Deion Branch	WR	5-9	193	26	4	Louisville	D2-02	2/2/0/0
84	Benjamin Watson	TE	6-3	253	29	2	Georgia	D1b-04	2/2/0/0
86	Tim Dwight	WR	5-8	180	30	8	Iowa	FA-05	2/0/0/0
87	David Givens	WR	6-0	215	25	4	Notre Dame	D7b-02	2/2/0/0
88	Christian Fauria	TE	6-4	250	33	11	Colorado	UFA (SEA)-02	2/0/0/0
90	Dan Klecko	DL	5-11	275	24	3	Temple	D4a-03	2/0/0/0
91	Marquise Hill	DE	6-6	300	23	2	Louisiana State	D2-04	1/0/0/1
93	Richard Seymour	DL	6-6	310	25	5	Georgia	D1-01	2/2/0/0
94	Ty Warren	DL	6-5	300	24	3	Texas A&M	D1-03	2/2/0/0
96	Wesly Mallard	LB	6-1	230	26	4	Oregon	FA (NYG)-05	2/0/0/0
97	Jarvis Green	DL	6-3	290	26	4	Louisiana State	D4b-02	2/0/0/0
98	Chad Brown	LB	6-2	245	35	13	Colorado	FA (SEA)-05	2/2/0/0
99	Mike Wright	DL	6-4	295	23	R	Cincinnati	FA-05	1/0/1/0

## RESERVE / PHYSICALLY UNABLE TO PERFORM

54	Tedy Bruschi	LB	6-1	247	32	10	Arizona	D3-96	0/0/0/0
----	--------------	----	-----	-----	----	----	---------	-------	---------

## RESERVE / INJURED

47	Ryan Claridge	LB	6-2	254	24	R	Nevada-Las Vegas	D5-05	-/-/-/-
15	Michael McGrew	WR	6-2	201	23	R	Virginia	FA-05	-/-/-/-

## HEAD COACH: BILL BELICHICK

**ASSISTANTS:** Joel Collier, Assistant Secondary; Brian Daboll, Wide Receivers; Ivan Fears, Running Backs; Pepper Johnson, Defensive Line; Eric Mangini, Defensive Coordinator; Pete Mangurian, Tight Ends; Josh McDaniels, Quarterbacks; Harold Nash, Assistant Strength and Conditioning; Matt Patricia, Assistant Offensive Line; Dean Pees, Linebackers; Dante Scarnecchia, Assistant Head Coach/Offensive Line; Brad Seely, Special Teams; Mike Woicik, Strength and Conditioning.

Ages as of September 18, 2005



# 2005 ROSTER BY POSITION

September 19, 2005

#	NAME	POS	HT	WT	BORN	YR	COLLEGE	H.S. HOMETOWN
<b>DEFENSIVE LINE (7)</b>								
97	Green, Jarvis	DL	6-3	290	01/12/79	4	Louisiana State	Donaldsonville, La.
91	Hill, Marquise	DE	6-6	300	08/07/82	2	Louisiana State	New Orleans, La.
90	Klecko, Dan	DL	5-11	275	01/12/81	3	Temple	Colts Neck, N.J.
93	Seymour, Richard	DL	6-6	310	10/06/79	5	Georgia	Gadsden, S.C.
94	Warren, Ty	DL	6-5	300	02/06/81	3	Texas A&M	Bryan, Texas
75	Wilfork, Vince	DL	6-2	325	11/04/81	2	Miami (Fla.)	Boynton Beach, Fla.
99	Wright, Mike	DL	6-4	295	03/01/82	R	Cincinnati	Cincinnati, Ohio
<b>LINEBACKER (10)</b>								
48	Banta-Cain, Tully	LB	6-2	250	08/28/80	3	California	Sunnyvale, Calif.
52	Beisel, Monty	LB	6-3	238	08/20/78	5	Kansas State	Douglas, Kansas
98	Brown, Chad	LB	6-2	245	07/12/70	13	Colorado	Altadena, Calif.
58	Chatham, Matt	LB	6-4	250	06/28/77	6	South Dakota	Sioux City, Iowa
59	Colvin, Rosevelt	LB	6-3	250	09/05/77	7	Purdue	Indianapolis, Ind.
51	Davis, Don	LB	6-1	235	12/17/72	10	Kansas	Olathe, Kan.
53	Izzo, Larry	LB	5-10	228	09/26/74	10	Rice	Houston, Texas
96	Mallard, Wesly	LB	6-1	230	11/21/78	4	Oregon	Columbus, Ga.
55	McGinest, Willie	LB	6-5	270	12/11/71	12	Southern California	Long Beach, Calif.
50	Vrabel, Mike	LB	6-4	261	08/14/75	9	Ohio State	Akron, Ohio
<b>CORNERBACK (6)</b>								
21	Gay, Randall	CB	5-11	186	05/05/82	2	Louisiana State	Brusly, La.
27	Hobbs, Ellis	CB	5-9	188	05/16/83	R	Iowa State	DeSoto, Texas
38	Poole, Tyrone	CB	5-8	188	02/03/72	10	Fort Valley State	LaGrange, Ga.
22	Samuel, Asante	CB	5-10	185	01/06/81	3	Central Florida	Ft. Lauderdale, Fla.
30	Scott, Chad	CB	6-1	202	09/06/74	9	Maryland	Capitol Heights, Md.
23	Starks, Duane	CB	5-10	174	05/23/74	8	Miami (Fla.)	Miami, Fla.
<b>SAFETY (4)</b>								
37	Harrison, Rodney	S	6-1	220	12/15/72	12	Western Illinois	Chicago, Ill.
36	Sanders, James	S	5-10	207	11/11/83	R	Fresno State	Porterville, Calif.
29	Scott, Guss	S	5-10	205	05/21/82	2	Florida	Jacksonville, Fla.
26	Wilson, Eugene	DB	5-10	195	08/17/80	3	Illinois	Merrillville, Ind.
<b>OFFENSIVE LINE (8)</b>								
68	Ashworth, Tom	T	6-6	305	10/10/77	4	Colorado	Englewood, Colo.
76	Gorin, Brandon	T	6-6	308	07/17/78	4	Purdue	Muncie, Ind.
71	Hochstein, Russ	G	6-4	305	10/07/77	5	Nebraska	Hartington, Neb.
77	Kaczur, Nick	T	6-4	319	07/28/79	R	Toledo	Brantford, Ontario
67	Koppen, Dan	C	6-2	296	09/12/79	3	Boston College	Whitehall, Pa.
72	Light, Matt	T	6-4	305	06/23/78	5	Purdue	Greenville, Ohio
70	Mankins, Logan	OL	6-4	307	03/10/82	R	Fresno State	Catheys Valley, Calif.
61	Neal, Stephen	G	6-4	305	10/09/76	4	Cal State-Bakersfield	San Diego, Calif.
<b>QUARTERBACK (3)</b>								
12	Brady, Tom	QB	6-4	225	08/03/77	6	Michigan	San Mateo, Calif.
16	Cassel, Matt	QB	6-4	222	05/17/82	R	Southern California	Northridge, Calif.
2	Flutie, Doug	QB	5-10	180	10/23/62	12	Boston College	Natick, Mass.
<b>WIDE RECEIVER (6)</b>								
83	Branch, Deion	WR	5-9	193	07/18/79	4	Louisville	Albany, Ga.
80	Brown, Troy	WR	5-10	196	07/02/71	13	Marshall	Blackville, S.C.
18	Davis, Andre'	WR	6-1	195	06/12/79	4	Virginia Tech	Niskayuna, N.Y.
86	Dwight, Tim	WR	5-8	180	07/13/75	8	Iowa	Iowa City, Iowa
87	Givens, David	WR	6-0	215	08/16/80	4	Notre Dame	Humble, Texas
81	Johnson, Bethel	WR	5-11	200	02/11/79	3	Texas A&M	Corsicana, Texas
<b>RUNNING BACK (2)</b>								
28	Dillon, Corey	RB	6-1	225	10/24/74	9	Washington	Seattle, Wash.
33	Faulk, Kevin	RB	5-8	202	06/05/76	7	Louisiana State	Carencro, La.
<b>FULLBACK (1)</b>								
35	Pass, Patrick	FB	5-10	217	12/31/77	6	Georgia	Tucker, Ga.
<b>TIGHT END (3)</b>								
88	Fauria, Christian	TE	6-4	250	09/22/71	11	Colorado	Encino, Calif.
82	Graham, Daniel	TE	6-3	257	11/16/78	4	Colorado	Denver, Colo.
84	Watson, Benjamin	TE	6-3	253	12/18/80	2	Georgia	Rock Hill, S.C.
<b>SPECIALISTS (3)</b>								
8	Miller, Josh	P	6-4	225	07/14/70	10	Arizona	Rockaway, N.Y.
66	Paxton, Lonie	LS	6-2	260	03/13/78	6	Sacramento State	Corona, Calif.
4	Vinatieri, Adam	K	6-0	202	12/28/72	10	South Dakota State	Rapid City, S.D.





# PATRIOTS IN CONTEXT

## THREE NFL TITLES OVER A FOUR-YEAR SPAN

Team	Era	Champ. Seasons
<b>New England Patriots</b>	<b>2001-Present</b>	<b>2001, 2003, 2004</b>
Dallas Cowboys	1992-1995	1992, 1993, 1995
Green Bay Packers	1965-1967	1965, 1966, 1967
Chicago Bears	1940-1943	1940, 1941, 1943
Green Bay Packers	1929-1931	1929, 1930, 1931

**NOTE:** NFL Champions have been determined as follows – First-place team in the final standings (1920-32); Winner of the NFL championship game (1933-65); Winner of the Super Bowl (1966-present).

## BACK-TO-BACK SUPER BOWL CHAMPIONS

Team	Seasons	Championship Game Results
NE	2003-2004	Def. Carolina in Super Bowl XXXVIII, 32-29 Def. Philadelphia in Super Bowl XXXIX, 24-21 Def. Green Bay in Super Bowl XXXII, 31-24
DEN	1997-1998	Def. Atlanta in Super Bowl XXXIII, 34-19 Def. Buffalo in Super Bowl XXVII, 52-17
DAL	1992-1993	Def. Buffalo in Super Bowl XXVII, 30-13 Def. Cincinnati in Super Bowl XXIII, 20-16
SF	1988-1989	Def. Denver in Super Bowl XXIV, 55-10 Def. Dallas in Super Bowl XIII, 35-31
PIT	1978-1979	Def. L.A. Rams in Super Bowl XIV, 31-19 Def. Minnesota in Super Bowl IX, 16-6
PIT	1974-1975	Def. Dallas in Super Bowl X, 21-17 Def. Washington in Super Bowl VII, 14-7
MIA	1972-1973	Def. Minnesota in Super Bowl VIII, 24-7 Def. Kansas City in Super Bowl I, 35-10
GB	1966-1967	Def. Oakland in Super Bowl II, 33-14

**NOTE:** There were eight back-to-back NFL champions in the pre-Super Bowl Era (1920-1965). In addition to those eight occurrences, Green Bay won three titles in a row from 1929-1931 and also won three consecutive titles from 1965-1967 (including the 1965 NFL championship game and the first two Super Bowls in 1966 and 1967). No team has won three consecutive Super Bowls.

## ALL-TIME SUPER BOWL VICTORIES

Team	Titles	Championship Seasons
Dallas Cowboys.....	5	1971, 1977, 1992, 1993, 1995
San Francisco 49ers .....	5	1981, 1984, 1988, 1989, 1994
Pittsburgh Steelers .....	4	1974, 1975, 1978, 1979
<b>New England Patriots .....</b>	<b>3</b>	<b>2001, 2003, 2004</b>
Green Bay Packers .....	3	1966, 1967, 1996
Washington Redskins .....	3	1982, 1987, 1991
Oakland/L.A. Raiders.....	3	1976, 1980, 1983
Denver Broncos .....	2	1997, 1998
New York Giants .....	2	1986, 1990
Miami Dolphins .....	2	1972, 1973

**NOTE:** Teams are sorted by most recent championship season

## PRO FOOTBALL'S LONGEST WINNING STREAKS

Includes postseason games

Wins	Team	Years	League
<b>21.....</b>	<b>New England Patriots.....</b>	<b>2003-04.....</b>	<b>NFL</b>
18.....	Denver Broncos.....	1997-98 .....	NFL
18.....	San Francisco 49ers.....	1989-90 .....	NFL
18.....	Miami Dolphins .....	1972-73 .....	NFL
18.....	Cleveland Browns .....	1947-48 .....	AAFC
18.....	Chicago Bears .....	1941-42 .....	NFL
18.....	Chicago Bears .....	1933-34 .....	NFL
17.....	Oakland Raiders .....	1976-77 .....	NFL

Includes teams from the NFL (1920-Present), All American Football Conference (1946-49) and American Football League (1960-69).

## NFL'S ALL-TIME BEST SINGLE-SEASON RECORDS

(Regular-season and postseason only)

Year	Team	Total	Reg	Post
1985	Bears	18-1	15-1	3-0
1984	49ers	18-1	15-1	3-0
1972	Dolphins	17-0	14-0	3-0
<b>2004</b>	<b>Patriots</b>	<b>17-2</b>	<b>14-2</b>	<b>3-0</b>
<b>2003</b>	<b>Patriots</b>	<b>17-2</b>	<b>14-2</b>	<b>3-0</b>
1998	Broncos	17-2	14-2	3-0
1991	Redskins	17-2	14-2	3-0
1989	49ers	17-2	14-2	3-0
1986	Giants	17-2	14-2	3-0
1978	Steelers	17-2	14-2	3-0

## CLOSEST SUPER BOWL GAMES

Season	Game	Winner	Loser	Score	Margin
1990	XXV	NYG	BUF	20-19	1
<b>2004</b>	<b>XXXIX</b>	<b>NE</b>	<b>PHI</b>	<b>24-21</b>	<b>3</b>
<b>2003</b>	<b>XXXVIII</b>	<b>NE</b>	<b>CAR</b>	<b>32-29</b>	<b>3</b>
<b>2001</b>	<b>XXXVI</b>	<b>NE</b>	<b>STL (Rams)</b>	<b>20-17</b>	<b>3</b>
1970	V	BAL (Colts)	DAL	16-13	3
1988	XXIII	SF	CIN	20-16	4
1978	XIII	PIT	DAL	35-31	4
1975	X	PIT	DAL	21-17	4

## MOST VICTORIES IN A TWO-YEAR SPAN

Including regular-season and playoff games

Team	Wins	Seasons	Year 1	Year 2	Record	Pct.
<b>NE</b>	<b>34</b>	<b>2003-2004</b>	<b>17-2</b>	<b>17-2</b>	<b>34-4</b>	<b>.895</b>
DEN	33	1997-1998	16-4	17-2	33-6	.846
MIA	32	1972-1973	17-0	15-2	32-2	.941
CHI	32	1985-1986	18-1	14-3	32-4	.889
SF	32	1989-1990	17-2	15-3	32-5	.865
PIT	32	1978-1979	17-2	15-4	32-6	.842

## ALL-TIME NFL POSTSEASON STANDINGS

(Minimum 10 Postseason Games, Since 1920)

Team	W	L	Pct.
Green Bay Packers .....	24.....	14.....	.632
<b>New England Patriots .....</b>	<b>16.....</b>	<b>10.....</b>	<b>.615</b>
San Francisco 49ers .....	25.....	17.....	.595
Washington Redskins.....	22.....	15.....	.595
Dallas Cowboys.....	32.....	22.....	.593

## NFL'S LONGEST POSTSEASON WINNING STREAKS

Team	Consec. Wins	Seasons
<b>New England Patriots .....</b>	<b>9 .....</b>	<b>2001, 2003-04</b>
Green Bay Packers .....	9 .....	1961-62, 1965-67
Denver Broncos.....	7 .....	1997-98
Dallas Cowboys.....	7 .....	1992-94
San Francisco 49ers .....	7 .....	1988-90
Pittsburgh Steelers .....	7 .....	1974-76

## ALL-TIME SUPER BOWL APPEARANCES

(Since 1966)

Team	Conference	No.
Dallas Cowboys.....	N .....	8
Denver Broncos.....	A .....	6
<b>New England Patriots .....</b>	<b>A .....</b>	<b>5</b>
Miami Dolphins .....	A .....	5
Pittsburgh Steelers .....	A .....	5
Oakland/L.A. Raiders .....	A .....	5
San Francisco 49ers .....	N .....	5
Washington Redskins.....	N .....	5

## SUPER BOWL APPEARANCES IN LAST 20 YRS

(Since 1985)

Team	Conference	No.
<b>New England Patriots .....</b>	<b>A .....</b>	<b>5</b>
Denver Broncos.....	A .....	5
Buffalo Bills.....	A .....	4
Dallas Cowboys.....	N .....	3
New York Giants .....	N .....	3
San Francisco 49ers .....	N .....	3

## SUPER BOWL APPEARANCES IN LAST 10 YRS

(Since 1995)

Team	Conference	No.
<b>New England Patriots .....</b>	<b>A .....</b>	<b>4</b>
Denver Broncos.....	A .....	2
Green Bay Packers .....	N .....	2
St. Louis Rams .....	N .....	2



THREE-TIME SUPER BOWL CHAMPIONS





# INSIDE THE NUMBERS

## BOUNCING BACK

**11-5**

The Patriots' record after a loss since 2001.

**12/16/02 & 12/22/02**

The dates marking the last time the Patriots lost back-to-back games (N.Y. Jets and Tennessee).

**1,000**

The approximate number of days that have passed since the Patriots last lost consecutive games.

**35**

The number of regular-season weeks since the Patriots last lost consecutive games, the longest such current streak in the NFL.

## IN THE PITT

**3**

The number of times the Patriots will have traveled to Pittsburgh to play the Steelers since Oct. 31, 2004.

**1**

The number of other times in franchise history that the Patriots have faced the same team on the road in the same city within a calendar year (at N.Y. Jets three times between 1985-86).

**245**

The number of days that will have passed since the Patriots' 41-27 victory over the Steelers in the 2004 AFC Championship Game by the time this week's game kicks off.

**329**

The number of days that will have passed since the Steelers' 34-20 win over the Patriots in the 2004 regular season by the time this week's game kicks off.

**24**

The number of points the Patriots scored off turnovers in the 2004 AFC Championship Game.

**17**

The number of points the Steelers scored off turnovers in their 34-20 win over the Patriots on Oct. 31, 2004.

**24-17**

The score in the Patriots' victory over the Steelers in the 2001 AFC Championship Game at Heinz Field on Jan. 27, 2002.

## CONSECUTIVE STREAKS

**64**

Consecutive games in which Tom Brady has started at quarterback.

**56**

Consecutive games in which Matt Light has started at left tackle.

**32**

Consecutive field goals made by Adam Vinatieri of 47 yards or fewer.

**30**

Consecutive games played in which Deion Branch has recorded at least one reception.

**25**

Consecutive victories when producing a positive turnover differential.

**18**

Consecutive victories at Gillette Stadium (21 games including playoffs).

**7**

Consecutive overtime wins (8 games including playoffs).

**245**

Consecutive Patriots games televised locally, including preseason, regular-season and postseason games.

**118**

Consecutive sellouts in Foxborough, including preseason, regular-season and postseason games.

NOTE: All of the above streaks include regular-season games only, unless noted.

## THE KRAFT ERA

**86-37**

The Patriots' record at home since 1994, including preseason, regular-season and postseason games.

**25-3**

The Patriots' record at Gillette Stadium, including regular-season and postseason games (.893 win pct).

**128-70**

The Patriots' record in preseason, regular-season and postseason games since 1996 (.646 win pct).

**92-54**

The Patriots' regular-season record since 1996 (.630 win pct).

**12-3**

The Patriots' postseason record since 1996 (.800 win pct).

## THE BELICHICK ERA

**63-28**

Bill Belichick's overall record as head coach of the Patriots, including the regular season and the playoffs.

**32-1**

Belichick's record with New England when his team scores 25 points or more.

**48-3**

Belichick's record with New England when his team scores 21 points or more.

## 2005 MILESTONES

**205**

The number of rushing yards needed by Corey Dillon to reach 10,000 yards for his career. Dillon would become the 18th player in NFL history to reach the milestone and the first to do so as a Patriot.

**62**

The number of points needed by kicker Adam Vinatieri to become the Patriots' all-time leading scorer. His current career total is 1,069 points. Gino Cappelletti (1960-70) holds the franchise record with 1,130 points.

**1**

The number of sacks needed by Willie McGinest to claim third place on the Patriots' all-time sacks list. He enters 2005 with 72.0 career sacks, trailing Tony McGee (72.5) by 0.5 sacks.

**8**

The number of sacks McGinest needs to pass Julius Adams (79.5 sacks) for second place on the team's all-time sacks list.

**1**

The number of receptions Kevin Faulk needs to pass Sam Cunningham (210) for second place all-time among Patriots running backs. He would trail only Tony Collins (261).

**136**

The number of receiving yards needed by Faulk to reach 2,000 for his career. He could become just the third running back in Patriots history to achieve the milestone (Larry Garron, 2,502 and Tony Collins, 2,356).

**95**

The number of receiving yards needed by Deion Branch to reach 2,000 for his career.

**499**

The number of passing yards needed by Tom Brady to reach 15,000 for his career.

**314**

The number of passing yards needed by Doug Flutie to reach 15,000 for his career.

**3**

The number of tackles needed by Monty Beisel to reach 100 for his career.



THREE-TIME SUPER BOWL CHAMPIONS

