



PATRIOTS RETURN HOME TO FACE SAN DIEGO CHARGERS

MEDIA SCHEDULE

TUESDAY, SEPTEMBER 27

No Media Availability

WEDNESDAY, SEPTEMBER 28

10:45 – 11:10 a.m. Coach Belichick Press Conf.
(in Media Workroom)

11:10 – 11:55 a.m. Open Locker Room

11:40 – 11:55 a.m. Tom Brady Media Availability

Approx. 12:30 p.m. Media Availability at Practice
2:30 p.m. Marty Schottenheimer Conf. Call

2:45 p.m. LaDainian Tomlinson Conf. Call

THURSDAY, SEPTEMBER 29

10:45 – 11:10 a.m. Coach Belichick Press Conf.
(in Media Workroom)

11:10 – 11:55 a.m. Open Locker Room

Approx. 12:30 p.m. Media Availability at Practice

FRIDAY, SEPTEMBER 30

10:30 – 11:00 a.m. Coach Belichick Press Conf.
(in Media Workroom)

11:00 – 11:45 a.m. Open Locker Room

Approx. 12:00 p.m. Media Availability at Practice

SATURDAY, OCTOBER 1

Team Walkthrough – No Media Availability

SUNDAY, OCTOBER 2

1:00 p.m. Patriots vs. San Diego Chargers

2005 PATRIOTS SCHEDULE

Thurs., Sept. 8	Oakland	W	30-20
Sun., Sept. 18	at Carolina	L	17-27
Sun., Sept. 25	at Pittsburgh	W	23-20
Sun., Oct. 2	San Diego	1:00	CBS
Sun., Oct. 9	at Atlanta	1:00	CBS
Sun., Oct. 16	at Denver	4:15	CBS
Sun., Oct. 23	BYE WEEK		
Sun., Oct. 30	Buffalo	8:30	ESPN
Mon., Nov. 7	Indianapolis	9:00	ABC
Sun., Nov. 13	at Miami	1:00	CBS
Sun., Nov. 20	New Orleans	1:00	Fox
Sun., Nov. 27	at Kansas City	1:00	CBS
Sun., Dec. 4	N.Y. Jets	4:15	CBS
Sun., Dec. 11	at Buffalo	1:00	CBS
Sat., Dec. 17	Tampa Bay	1:30	Fox
Mon., Dec. 26	at N.Y. Jets	9:00	ABC
Sun., Jan. 1	Miami	1:00	CBS

AFC EAST STANDINGS

Teams	W	L	T	Pct.	PF	PA
Miami Dolphins	2	1	0	.667	68	51
NEW ENGLAND	2	1	0	.667	70	67
Buffalo Bills	1	2	0	.333	41	50
New York Jets	1	2	0	.333	44	60

NEW ENGLAND PATRIOTS (2-1) vs. SAN DIEGO CHARGERS (1-2)

Sunday, October 2, 2005 ★ Gillette Stadium (68,756) ★ 1:00 p.m. EDT

The Patriots return to Foxborough this week for an early-Fall clash with the defending AFC West Champion San Diego Chargers. New England is coming off of a memorable victory against the Steelers in Pittsburgh, but will have no time to relish the win with the Chargers coming to town. The game will mark the Patriots' only Foxborough appearance in a six-week span, preceding the team's second two-game road trip before the Patriots enjoy their bye week on Oct. 23.


BROADCAST INFORMATION

TELEVISION: This week's game will be televised to a regional audience by CBS and can be seen in Boston on WBZ Channel 4. **Jim Nantz** will handle play-by-play duties and will be joined by analyst **Phil Simms**. **Bonnie Bernstein** will provide sideline reports throughout the game.

RADIO: WBCN 104.1 FM is the flagship station for the Patriots Rock Radio Network. A complete listing of the network's 36 stations can be found in this press release. Play-by-play broadcaster **Gil Santos** is in his 29th season as the voice of the Patriots and will call the action along with Patriots Hall of Famer **Gino Cappelletti**. Santos and Cappelletti are celebrating their 22nd season as a broadcast tandem.

HOME SWEET HOME

The Patriots enter this week's game sporting a 25-3 (.893) all-time record at Gillette Stadium, including regular-season and postseason games. New England has won 21 consecutive regular-season and postseason contests at home, with its last defeat coming in a 30-14 regular-season loss to the New York Jets on Dec. 22, 2002. Last season, the Patriots were undefeated at home for the second consecutive season, winning all eight regular-season games and one postseason game in Foxborough. The Patriots' home winning streak is the longest in the NFL.



SILVER STREAK

The Patriots will wear their silver jerseys this week for the first and only time in the 2005 season. New England will don its silver duds for the fourth time since the alternate uniform made its debut in the 2003 season. Silver has served the Patriots well in the past, as New England has won all three previous games in which it has worn silver, including two shutouts. The jerseys made their debut on Nov. 16, 2003 in the Patriots' 12-0 victory over Dallas at Gillette Stadium. They returned the following month in New England's snowy 12-0 AFC East-clinching victory over Miami on Dec. 7, 2003. Last season, the jerseys made their one and only appearance in the Patriots' 35-28 victory over Cincinnati on Dec. 12, 2004 in Foxborough, a win that also clinched the AFC East crown.

PATRIOTS MEDIA WEB SITE

The Patriots' media-only Web site, located at <http://media.patriots.com>, will be updated for registered users throughout the season with all the latest media information, schedules, rosters and press releases. In addition to up-to-date information, the site's archives allow access to all of the Patriots media materials dating back to the 2002 season. The media site will also serve as the team's primary credentialing system in 2005.

MEDIA RELATIONS CONTACTS

Stacey James Exec. Director of Media Relations staceyj@patriots.com .. 508-384-9105
Casey O'Connell ... Asst. Director of Media Relations caseyo@patriots.com .. 508-384-9111
Michelle Murphy .. Media Relations Coordinator michelle@patriots.com .. 508-384-9119
Jared Puffer Media Relations Assistant jaredp@patriots.com .. 508-384-9195



THREE-TIME SUPER BOWL CHAMPIONS





PATRIOTS VS. CHARGERS

SERIES HISTORY

The Patriots and Chargers will play for the 33rd time, as the old American Football League rivals renew a series that dates back to 1960, the inaugural season for each team. The clubs will meet for the first time since 2002, when the Patriots traveled to San Diego and saw their 12-game winning streak come to an end in a 21-14 loss to the Chargers. Prior to that game, the Patriots had defeated the Chargers 10 consecutive times dating back to 1970, the final season of the AFL. The last time the Chargers played in Foxborough was in a memorable game on Oct. 14, 2001. On that day, first-year starter Tom Brady led his first career fourth-quarter comeback, rallying the Patriots from a 10-point fourth-quarter deficit to claim a 29-26 overtime win. In addition to their regular-season encounters, the teams have met once in postseason play, with the Chargers claiming a 51-10 victory in the 1963 AFL Championship Game.



Overall Record – Patriots 17, Chargers 13, 2 Ties

Date	Result	Score	H/A	Stadium
10/08/60	W	35-0	A	L.A. Coliseum
10/28/60	L	16-45	H	Boston University Field
10/07/61	L	27-38	H	Boston University Field
12/17/61	W	41-0	A	Balboa Stadium
10/19/62	W	24-20	H	Boston University Field
12/09/62	W	20-14	A	Balboa Stadium
09/14/63	L	13-17	A	Balboa Stadium
11/10/63	L	6-7	H	Fenway Park
01/05/64*	L	10-51	A	Balboa Stadium
09/20/64	W	33-28	A	Balboa Stadium
10/09/64	L	17-26	H	Fenway Park
10/17/65	T	13-13	H	Fenway Park
10/31/65	W	22-6	A	Balboa Stadium
09/10/66	L	0-24	A	Balboa Stadium
10/23/66	W	35-17	H	Fenway Park
09/09/67	L	14-28	A	San Diego Stadium
10/08/67	T	31-31	A	San Diego Stadium
11/10/68	L	17-27	H	Fenway Park
10/19/69	L	10-13	H	B.C. Alumni Stadium
12/07/69	L	18-28	A	San Diego Stadium
11/15/70	L	14-16	H	Harvard Stadium
12/02/73	W	30-14	H	Schaefer Stadium
11/09/75	W	33-19	A	San Diego Stadium
10/16/77	W	24-20	A	San Diego Stadium
10/01/78	W	28-23	H	Schaefer Stadium
09/23/79	W	27-21	H	Schaefer Stadium
10/16/83	W	37-21	H	Sullivan Stadium
11/20/94	W	23-17	H	Foxboro Stadium
12/01/96	W	45-7	A	Jack Murphy Stadium
08/31/97	W	41-7	H	Foxboro Stadium
10/14/01	W	29-26	H	Foxboro Stadium
09/29/02	L	14-21	A	Qualcomm Stadium

Note: San Diego franchise located in Los Angeles in 1960 * = Playoffs

SERIES BREAKDOWN (Includes Postseason)

Overall Record	17-13-2
Home Record	9-7-1
Boston	2-7-1
Foxborough	7-0-0
Away Record	8-5-1
Los Angeles	1-0-0
San Diego	7-5-1
Record since 1970 AFL-NFL Merger	10-2-0
Total Points	Patriots 747, Chargers 645
Longest winning streak	10 games (12/02/73 – 10/14/01)
Longest winless streak	6 games (09/09/67 – 11/15/70)

TALE OF THE TAPE

2005 Regular Season	New England	San Diego
Record	2-1	1-2
Divisional Standings	T-1st	3rd
Total Yards Gained	1,093	989
Total Offense (Rank)	364.3 (5)	329.7 (14)
Rush Offense	64.0 (30)	150.0 (3)
Pass Offense	300.3 (2)	179.7 (25)
Points Per Game	23.3 (10)	28.7 (3)
Total Yards Allowed	857	1,056
Total Defense (Rank)	285.7 (9)	352.0 (T-25)
Rush Defense	91.7 (6)	97.7 (14)
Pass Defense	194.0 (11)	254.3 (28)
Points Allowed/Game	22.3 (T-19)	23.7 (23)
Possession Avg.	31:55	28:37
Sacks Allowed/Yards Lost	5/47	6/62
Sacks Made/Yards	7/53	9/63
Passing TD/Int (off.)	3/2	5/3
Passing TD/Int (def.)	5/1	5/1
Total Touchdowns Scored	8	11
Penalties Against/Yards	29/250	22/254
Punts/Avg.	18/43.6	10/42.3
Turnover Differential	-3	-1

CONNECTIONS

- Chargers Head Coach **Marty Schottenheimer** played for the Patriots for two seasons from 1969-70. He appeared as a linebacker in 23 games with five starts over that span. Schottenheimer owns a 6-1 coaching record against his old team (1-0 with San Diego).
- Patriots tackle **Matt Light** and Patriots tackle **Brandon Gorin** protected Chargers quarterback **Drew Brees** while all three were at Purdue from 1998-2000.
- Patriots linebacker **Monty Beisel** and Chargers linebacker **Ben Leber** were part of the same linebacking corps at Kansas State from 1997-2000.
- Patriots wide receiver **Tim Dwight** and Chargers guard **Mike Goff** were four-year teammates with the Iowa Hawkeyes from 1994-97.
- Patriots quarterback **Doug Flutie** and wide receiver **Tim Dwight** played for San Diego for four seasons from 2001-04.
- Patriots guard **Stephen Neal** was born in San Diego and attended San Diego High School, where he was a five-sport athlete, lettering in football, wrestling, swimming, tennis and track & field.
- Chargers defensive end **Jacques Cesaire** is a native of Gardner, Mass. and attended Gardner High School before playing his college ball at Southern Connecticut State.
- Chargers linebacker **Stephen Cooper** is a native of Wareham, Mass. and attended Wareham High School before playing his college ball at the University of Maine.
- Chargers center-guard **Bob Hallen** was with the Patriots during the 2004 preseason.
- Chargers special teams coach **Steve Crosby** was the special teams/tight ends coach for the Patriots in 1990. Crosby also served on **Bill Belichick's** coaching staff with the Cleveland Browns from 1991-94, coaching running backs (1991-93) and serving as the offensive coordinator (1994).
- Chargers asst. wide receivers coach **Pete Carmichael, Jr.** was born in Framingham, Mass. and attended Medway High School in Medway Mass. He was also a four-year letterman in baseball at Boston College, graduating in 1994.
- Patriots wide receiver **Deion Branch** set a career high with 13 receptions against San Diego on Sept. 29, 2002.
- Patriots linebacker **Mike Vrabel** caught his first career touchdown pass against San Diego on Sept. 29, 2002. Vrabel has totaled five career touchdowns as a tight end.



THREE-TIME SUPER BOWL CHAMPIONS





PATRIOTS VS. CHARGERS

THE LAST MEETING: CHARGERS 21, PATRIOTS 14

September 29, 2002 ★ Qualcomm Stadium (Att: 66,463)

	1	2	3	4	Final
New England Patriots	7	7	0	0	— 14
San Diego Chargers	7	7	7	0	— 21

The Patriots were handed their first loss of the 2002 season, dropping to 3-1 following a 21-14 loss to the Chargers in San Diego. The loss ended a 12-game winning streak for New England, which was then the longest winning streak in franchise history. The defeat was the first for the Patriots since losing to the St. Louis Rams, 24-17, on Nov. 18, 2001. The loss also ended a 10-game winning streak against San Diego that dated to 1970.

Against the Chargers, New England totaled 440 yards of total offense (358 yards passing and 87 yards rushing) but could only manage two scores the entire game. San Diego's LaDainian Tomlinson rolled for 217 yards and two touchdowns on the day, providing the difference in the game. Tomlinson's 217-yard rushing performance ranks as the third-best rushing performance by a Patriots opponent. Tomlinson's total trails only Buffalo's O.J. Simpson, who holds the top two spots (250 and 219 yards), set in 1973.

Rookie wide receiver Deion Branch had a record-setting day for the Patriots with 13 receptions for 128 yards. His 13 receptions tied the second highest total in franchise history, just behind Troy Brown's 16-reception performance against Kansas City the previous week (09/22/02). Branch established personal single-game highs in receptions (13) and receiving yards (126). His 126 yards represent his regular-season career high, trailing only his yardage total in his two Super Bowl performances (10-143 in Super Bowl XXXVIII; 11-133 in Super Bowl XXXIX).

Quarterback Tom Brady had another strong passing day against the Chargers, throwing for 353 yards and two touchdowns. His 353 yards are the third-highest total of his regular season career.

The Patriots got on the scoreboard first, taking a 7-0 lead on a five-yard touchdown pass from Brady to tight end Christian Fauria on New England's first possession. The 11-play drive went 67 yards in 5:34 and was constituted of six rushes and five pass plays.

The Chargers answered quickly by scoring at the end of the first quarter on a 52-yard touchdown pass from Drew Brees to Curtis Conway. The score tied the game at seven and was the longest pass play against the Patriots in the 2002 season.

On the Patriots' next possession, Brady drove the offense down the field for 65 yards on 10 plays, taking a 14-7 lead on a 1-yard touchdown reception by linebacker Mike Vrabel, who had lined up as a tight end in a goal-line situation. The touchdown was the first of Vrabel's career and was the first time a defensive player had scored a touchdown on offense for the Patriots since Nov. 24, 1974, when linebacker John Tanner grabbed a 2-yard pass from Jim Plunkett against the Baltimore Colts.

At the end of the first half, the Chargers evened the score at 14-14 with a 37-yard scoring run by Tomlinson.

On the second play of the third quarter, Tomlinson broke for another score on a 58-yard run, giving San Diego a 21-14 lead. The score was the longest rushing touchdown of the season for Tomlinson and the longest against the Patriots in 2002.

The Patriots drove into Charger territory four times during the second half, but could not reach the end zone. Two of their drives concluded with turnovers, one on a punt and one on downs. Brady was intercepted twice during the second half, both in the third quarter. The Patriots final comeback attempt was thwarted with eight seconds remaining when Kevin Faulk's hook and lateral was recovered by the Chargers.

PASSING PERFORMANCES

Tom Brady has started twice against San Diego and has completed more than 30 passes and thrown for more than 350 yards each time. Brady's 364 yards against the Chargers in 2001 mark the third highest single-game total of his career (behind only his 410 yards against Kansas City on Sept. 22, 2002 and his 372 yards last week at Pittsburgh). His 353 yards at San Diego on Sept. 29, 2002 constitute Brady's fourth highest career total. However, in his career Brady has only lost one game in which he has thrown for more than 300 yards, and that game was against the Chargers on Sept. 29, 2002.

Tom Brady vs. San Diego Chargers (1-1)

Date	A	C	Yd	%	TD	I	Rating	W/L	Score
10/14/01	54	33	364	.611	2	0	93.4	W	29-26 ot
09/29/02	53	36	353	.679	2	2	83.3	L	14-21
Totals	107	69	717	.645	4	2	88.4	1-1	

Drew Brees vs. New England Patriots (1-0)

Date	A	C	Yd	%	TD	I	Rating	W/L	Score
09/29/02	18	10	102	.556	1	0	91.0	W	21-14

THIS WEEK IN PATRIOTS HISTORY September 26 – October 2

Two Years Ago: Sept. 28, 2003 – The Patriots lost on the road to the Washington Redskins, 20-17. The Patriots would not lose again for more than a year, establishing a pro football record with 21 consecutive victories, including three playoff wins en route to the Super Bowl XXXVIII championship.

Three Years Ago: Sept. 29, 2002 – New England lost 21-14 to the Chargers in San Diego in the last meeting between the teams. The loss ended a 12-game winning streak that included three playoff wins on the way to the Super Bowl XXXVI championship.

Four Years Ago: Sept. 30, 2001 – Second-year quarterback Tom Brady made his first career start in a 44-13 victory over the Indianapolis Colts to give the Patriots their first win of the season. The victory began a run of 14 wins in the season's final 17 games, culminating in the team's first title in Super Bowl XXXVI.

Five Years Ago: Oct. 1, 2000 – The Patriots earned their first victory of the Bill Belichick era with a 28-19 win on the road against the Denver Broncos.

Eleven Years Ago: Oct. 2, 1994 – The Patriots improved to 3-2 in Robert Kraft's first year as owner with a 17-16 win over the Green Bay Packers. New England's record moved above .500 for the first time in more than five years, dating back to the end of the 1988 season.

Twenty-Seven Years Ago: Oct. 1, 1978 – The Patriots rallied for a 28-23 victory over the Chargers. Steve Grogan's 4-yard touchdown on a rollout with 31 seconds left clinched the victory at Schaefer Stadium.

Twenty-Nine Years Ago: Sept. 26, 1976 – New England defeated the two-time defending Super Bowl champion Pittsburgh Steelers, 30-27, at Three Rivers Stadium. The victory preceded a 48-17 destruction of the Oakland Raiders the following week at Schaefer Stadium, handing the Raiders one of just two losses on the season as they went on to win the Super Bowl.

Thirty-Three Years Ago: Oct. 1, 1972 – The Patriots defeated the Washington Redskins, 24-23, at Schaefer Stadium for the only win over Washington in franchise history. The Patriots have lost six straight games to the Redskins and are 1-6 in the all-time series.



THREE-TIME SUPER BOWL CHAMPIONS





LAST WEEK: PATRIOTS 23, STEELERS 20

PATRIOTS 23, STEELERS 20

September 25, 2005 ★ Heinz Field (Att: 64,868)

	1	2	3	4	Final
New England Patriots	7	0	3	13	— 23
Pittsburgh Steelers	10	0	3	7	— 20

The Patriots improved to 2-1 on the season with a dramatic victory over the Pittsburgh Steelers at Heinz Field in a rematch of the 2004 AFC Championship Game. A game-winning 43-yard field goal by Adam Vinatieri with one second left provided the difference in the game after Pittsburgh had tied the score at 20 with just 1:21 remaining in the contest. The Patriots had trailed 13-7 late in the third quarter, but rallied to take a 20-13 lead with 3:19 left.

New England's scoring came courtesy of two touchdown runs by Corey Dillon and three field goals from Vinatieri, including the game-winner. Other offensive stars for the Patriots included Tom Brady, who threw for 372 yards and completed 75.6 percent of his passes (31-of-41), and David Givens, who set career highs in both receptions (9) and receiving yards (130).

On defense, the Patriots held Pittsburgh's Ben Roethlisberger to just a 42.9 percent completion rate (12-for-28) after he entered the contest having completed 71.9 percent of his throws (23-of-32). New England also held the Steelers to just 23 percent on third down conversions (3-for-13). The Patriots outgained Pittsburgh in total net yards, 425-269, and also sacked Roethlisberger four times, two by Richard Seymour.

The game began with some quick scoring, as the Patriots took a 7-0 lead on a 4-yard touchdown run by Dillon on their first drive. But Pittsburgh tied the game with an 85-yard scoring pass from Roethlisberger to Hines Ward on the very next play from scrimmage. The Steelers added a field goal later in the first quarter to cap the first-half scoring and take a 13-10 lead into halftime before the Patriots produced their late-game heroics.

BRADY PILES UP YARDS

Tom Brady improved to 20-2 in games decided by three points or fewer, as he totaled 372 yards on 31-of-41 passing. The 372 yards marked the second-highest yardage total of his career and his highest yardage in a non-overtime game. Brady's 75.6 percent completion rate was the third highest of his career. The Patriots signal caller exceeded the 300-yard mark for the second time in three games this season, having also accomplished the feat against Oakland in the season opener (306 yards). The effort against Pittsburgh marked the 10th time in his regular-season career that Brady exceeded 300 yards. He has also accomplished the feat twice in the playoffs.

THE DWIGHT STUFF

Tim Dwight's 28-yard punt return in the final minute of the third quarter set up a 48-yard field goal by Adam Vinatieri that pulled the Patriots to within three points, 13-10. It was the longest punt return by a Patriot since the 2002 season, when Deion Branch rattled off a 40-yard return against the Denver Broncos on Oct. 27, 2002. The return was Dwight's second of 20-plus yards this season. He had a 27-yard return in the season opener against Oakland on Sept. 8.

CATCHIN' KEVIN

Kevin Faulk's first reception of the game, an 8-yard grab near the end of the first quarter, was the 211th reception of his career, moving him into second place all-time among Patriots running backs. Faulk, who was drafted by the Patriots in the second round out of LSU in 1999, trails only Tony Collins' team-record 261 receptions from the running back position. With his first catch against the Steelers, Faulk passed Sam Cunningham, whose 210 receptions now rank third all-time among Patriots running backs. Faulk also moved into 10th place among all Patriots receivers.

COMEBACK KID

Tom Brady engineered his 17th career game-winning performance, going 12-for-12 passing for 167 yards over the final 14:19 to rally the Patriots from a 13-10 deficit and claim a 23-20 victory on Adam Vinatieri's 43-yard field goal with one second left. With Pittsburgh in the lead in the fourth quarter, Brady completed all five of his passes for 76 yards, leading a 7-play, 86-yard drive that ended in a 7-yard touchdown run by Corey Dillon that made the score 17-13. After a Steelers punt, Brady completed four more passes for 54 yards as part of a 7-play, 59-yard drive that ended in a 35-yard field goal and a 20-13 lead. Pittsburgh tied the game at 20 on the ensuing possession, but Brady went to work again, completing all three of his passes for 37 more yards, leading the Patriots into range for Vinatieri to convert the game winner.

AUTOMATIC ADAM

Adam Vinatieri nailed his 18th career game-winning field goal, a 43-yard boot with one second left in the game to give the Patriots a 23-20 victory over the Steelers. It was his first game-winning kick since hitting a 41-yarder to win Super Bowl XXXVIII on Feb. 1, 2004.

BIG MAC ATTACK

Willie McGinest dropped Ben Roethlisberger for a 9-yard sack in the fourth quarter, moving into third place on the Patriots' all-time sacks list with his 73rd career sack. The sack moved McGinest past Tony McGee, who recorded 72.5 sacks for New England from 1974-81. McGinest, the fourth overall selection in the 1994 NFL Draft, now trails only Andre Tippett (100.0 career sacks) and Julius Adams (79.5 sacks) in the Patriots record books.

GIVENS SETS CAREER HIGHS

David Givens caught nine passes for 130 yards, setting career highs in both receptions and receiving yards. The bulk of his work came in the second half, as he caught seven passes for 111 yards in the half, including five catches for 82 yards in the fourth quarter. His previous single-game career highs were eight catches (10/31/04 at Pittsburgh) and 120 yards (09/19/04 at Arizona). Givens has now exceeded 100 receiving yards five times in his 4-year career. He is the first Patriot to gain 100 receiving yards in 2005.

COREY SCORES

Corey Dillon scored two rushing touchdowns, marking his second multiple-score game of the season and the 13th time in his career he has recorded two or more rushing touchdowns. Dillon's 4-yard touchdown run on New England's first offensive possession gave the Patriots a 7-0 lead, and his 7-yard scoring run in the fourth quarter gave New England a 17-13 advantage. The touchdowns give Dillon a team-high four on the season, 16 as a Patriot and 61 for his career. Dillon now ranks 10th on the Patriots' all-time list, moving past Carl Garrett and Babe Parilli (15 each).

TWO SACKS BY "BIG SEY"

Richard Seymour had two sacks of Ben Roethlisberger, recording his first two sacks of the season and giving him 23.5 sacks for his career. Seymour's first sack of the day, in the second quarter, was for a 9-yard loss. His second sack was for an 8-yard loss and backed the Steelers up to their own 2-yard line.



THREE-TIME SUPER BOWL CHAMPIONS



Gillette STADIUM™

HOME OF THE THREE-TIME SUPER BOWL CHAMPIONS

Overall record at Gillette Stadium: 25-3

Home Winning Streak (Including Postseason): 21 Games



The Patriots and their fans at Gillette Stadium have established one of the biggest home-field advantages in the country. Since its Grand Opening on Sept. 9, 2002, the Patriots have compiled a 25-3 record at their privately financed, state-of-the-art stadium. Patriots fans have embraced the team's new home with unprecedented fervor, using the most fan-friendly venue in the region to express their passion for the Patriots and spur the team on to unparalleled success. In the three-plus seasons that New England has called Gillette Stadium home, the Patriots have won two AFC East titles, hosted the second AFC Championship Game in franchise history and are 3-0 in home playoff games.

HOME SWEET HOME

The Patriots have recorded a 25-3 (.893) all-time record at Gillette Stadium, including regular-season and postseason games. New England has won 21 consecutive regular-season and postseason contests at home, compiling the longest current home winning streak in the NFL. New England has not lost at home since a 30-17 defeat to the New York Jets on Dec. 22, 2002. The Patriots' .893 winning percentage at Gillette Stadium is the highest of any NFL team at its current home.

HOME WINNING STREAK: 21 GAMES

The Patriots have not lost at home in more than two full calendar years. Since Dec. 29, 2002, the calendar has turned around twice, bringing all kinds of weather to Gillette Stadium, but one thing has remained constant – every game has resulted in a Patriots victory.

Date	Opponent	W/L	Score	Attend	Temp
Dec. 29, 2002	Miami	W	27-24	68,436	40
Sept. 21, 2003	N.Y. Jets	W	23-16	68,436	71
Oct. 5, 2003	Tennessee	W	38-30	68,436	53
Oct. 12, 2003	N.Y. Giants	W	17-6	68,436	55
Oct. 26, 2003	Cleveland	W	9-3	68,436	62
Nov. 16, 2003	Dallas	W	12-0	68,436	33
Dec. 7, 2003	Miami	W	12-0	68,436	28
Dec. 14, 2003	Jacksonville	W	27-13	68,436	25
Dec. 27, 2003	Buffalo	W	31-0	68,436	42
Jan. 10, 2004*	Tennessee	W	17-14	68,436	4
Jan. 18, 2004*	Indianapolis	W	24-14	68,436	32
Sept. 9, 2004	Indianapolis	W	27-24	68,756	73
Oct. 10, 2004	Miami	W	24-10	68,756	64
Oct. 17, 2004	Seattle	W	30-20	68,756	50
Oct. 24, 2004	N.Y. Jets	W	13-7	68,756	46
Nov. 14, 2004	Buffalo	W	29-6	68,756	40
Nov. 28, 2004	Baltimore	W	24-3	68,756	52
Dec. 12, 2004	Cincinnati	W	35-28	68,756	39
Jan. 2, 2005	San Francisco	W	21-7	68,756	32
Jan. 16, 2005*	Indianapolis	W	20-3	68,756	25
Sept. 8, 2005	Oakland	W	30-20	68,756	74

*-Playoffs

BY THE NUMBERS

1,440,000

The approximate number of fans who have come through the Gillette Stadium turnstiles since the Patriots' last home defeat.

1,000

The approximate number of days that have elapsed since the Patriots' last loss at home.

44.8

The average temperature, in degrees Fahrenheit, at kickoff during the Patriots' 21-game home winning streak.

27

The NFL record for consecutive regular-season home victories, set by the Miami Dolphins from 1971-74.

14

The number of different teams the Patriots have defeated at Gillette Stadium during the streak (Indianapolis and Miami three times; Buffalo, N.Y. Jets and Tennessee two times each).

11.8

The average number of points per game the Patriots have allowed their opponents to score during the 21-game home winning streak.

11.5

The Patriots' average margin of victory during the streak, outscoring their opponents by an aggregate total of 490-248.

10

The number of times the Patriots have held their opponents to a single touchdown or less during the streak.

7

The number of victories that have come by seven points or fewer during the home winning streak.

5

The number of times in their last seven home games that the Patriots have held their opponents to a single touchdown or less.

3

The number of victories that have come by just three points during the home winning streak.



THREE-TIME SUPER BOWL CHAMPIONS





PATRIOTS NEWS & NOTES

THE KRAFT ERA

Since Robert Kraft purchased the team in 1994, the Patriots have experienced one of the most dramatic turnarounds in the history of sports. In just 11 seasons of ownership, he has transformed one of the league's least successful clubs into what many observers view as a model NFL franchise. In the five seasons immediately preceding his purchase (1989-93), the Patriots were a moribund team, winning just 19 of 80 games (.311 pct.) and recording the worst record in the NFL over that span. When he bought the franchise on Jan. 21, 1994, Kraft announced his intention to bring a championship to New England, a tall order considering the team's previous success rate. But under Kraft's leadership, the Patriots have won five division titles, four conference crowns and three Super Bowl championships. **Since Kraft took ownership, the Patriots are 12-4 in the playoffs and have won more Super Bowl championships than any other team in the NFL.**



	Pre-Kraft 1960-93	1989-93	Kraft Era 1994-05
Overall Record	225-276-9	19-61	121-74
Winning Pct.	.450	.311	.621
Super Bowl Titles	0	0	3
Conference Titles	1	0	4
Division Titles	3	0	5
Playoff Seasons	5	0	7
Playoff Record	4-6	--	12-4
Home Playoff Games	1	0	7
Home Playoff Record	0-1	--	7-0

SUCCESS STORY

Since Robert Kraft purchased the team in 1994, the Patriots have been one of the NFL's elite teams. Over the first 11 years of Kraft's ownership, the Patriots' aggregate record ranks second among all NFL teams – a remarkable record considering the fact that the Patriots were a combined 19-61 (.311) in the four years immediately preceding the purchase. Since 2001, the Patriots have been the top team in the NFL, compiling a 59-17 record.

BEST RECORDS SINCE 1994 (Incl. Postseason)

Team	W	L	T	Pct.
Green Bay Packers	129	69	0	.652
New England Patriots	121	74	0	.621
Pittsburgh Steelers	120	73	1	.621
Denver Broncos	117	73	0	.616

SUPER BOWL CHAMPIONSHIPS SINCE 1994 SEASON

New England Patriots.....3
Denver Broncos.....2
6 Teams.....1

CONFERENCE CHAMPIONSHIPS SINCE 1994 SEASON

New England Patriots.....4
Denver Broncos.....2
Green Bay Packers.....2
St. Louis Rams.....2
12 Teams.....1

A CHAMPIONSHIP TRADITION

The Patriots are the only team from North America's four major professional sports leagues to have won three titles since 2001.


MULTIPLE LEAGUE CHAMPIONSHIPS SINCE 2001

Team	League	Titles
New England Patriots	NFL	3
Los Angeles Lakers.....	NBA.....	2

THE HEAD COACH

BILL BELICHICK

Overall Record: 101-73 (.580)
Regular Season: 91-72 (.558)
Postseason: 10-1 (.909)
With Patriots overall: 64-28 (.696)
Overall since 2001: 59-17 (.776)
Super Bowl Titles: 5 (86, 90, 01, 03, 04)
Conf. Titles: 6 (86, 90, 96, 01, 03, 04)
Division Titles: 10 (75, 78, 86, 89, 90, 96, 98, 01, 03, 04)



Bill Belichick is now in his 31st season as an NFL coach and is the only head coach in NFL history to win three Super Bowl titles in a four-year span. Belichick owns the best postseason record in NFL history and is the winningest NFL head coach since 2001. In 2004, he directed the Patriots to their second consecutive Super Bowl title on the heels of a 14-win campaign. In addition, his 2004 squad equaled the best record in NFL history for a defending Super Bowl champion, and from 2003-04 his teams set the all-time pro football record with 21 consecutive victories. Belichick has spent more seasons in the league than any other current NFL head coach, and in that time has been a part of five Super Bowl championship teams. His overall record of 64-28 with the Patriots (including a 9-0 playoff mark in New England) gives him the most victories and the best winning percentage of any head coach in franchise history.

WINNINGEST HEAD COACHES IN PATRIOTS HISTORY

Coch	Years	Career Winning Pct.	Overall W-L-T	Playoff W-L
Bill Belichick	2000-04	.696	64-28-0	9-0
Raymond Berry	1984-89	.554	51-41-0	3-2
Pete Carroll	1997-99	.549	28-23-0	1-2
Chuck Fairbanks	1973-78	.529	46-41-0	0-2

BELICHICK'S PATRIOTS RENAISSANCE

Any successful project requires a sound plan, and once head coach Bill Belichick implemented his design on the Patriots, his approach has given him the best record of any NFL head coach since 2001. After the team endured a 5-11 rebuilding year in his first season, the Patriots have compiled the best record in the NFL since 2001. The remarkable run includes postseason play, where Belichick and the Patriots own a perfect 9-0 record.

NFL COACHES' RECORDS SINCE 2001

Coch	Team	W	L	T	Pct.
Bill Belichick	NE	59	17	0	.776
Andy Reid	PHI	56	21	0	.727
Bill Cowher	PIT	49	22	1	.688
Tony Dungy	TB/IND	50	25	0	.667
Jim Mora, Jr.	ATL	14	7	0	.667
Wade Phillips	ATL	2	1	0	.667
Nick Saban	MIA	2	1	0	.667

NOTE: Records include postseason games

POSTSEASON PROWESS

Bill Belichick is the winningest head coach in NFL postseason history. With the Patriots' victory in Super Bowl XXXIX, Belichick eclipsed Vince Lombardi, the man whose name is emblazoned on the Super Bowl trophy. Coach Belichick has won nine playoff games in a row, tying the NFL-record streak set by Lombardi's Packers, who won nine straight playoff games from 1961-67.

BEST POSTSEASON RECORDS IN NFL HISTORY

Name	Team(s)	W	L	Pct.
Bill Belichick.....	CLE/NE	10	1909
Vince Lombardi	GB/WAS.....	9	1900
Joe Gibbs	WAS	16	5762



THREE-TIME SUPER BOWL CHAMPIONS





PATRIOTS NEWS & NOTES

SNAPSHOTS OF SUCCESS

The Patriots are in the midst of one of the most prosperous periods for any team in NFL history. The recent run of success began with a 29-26 overtime victory against the San Diego Chargers on Oct. 14, 2001, sparking a streak of 58 wins in the Patriots' last 72 games, including postseason. The Patriots entered that contest with a 1-3 record, and Tom Brady was making just the third start of his career against a 3-1 San Diego team. New England rallied back from a 26-16 deficit with less than four minutes left in the game, beginning a stretch of 13 wins in the final 15 games of the 2001 season as the Patriots won their first title in Super Bowl XXXVI. Below are some snapshots highlighting the Patriots' current winning run.

PATRIOTS SUCCESS STREAKS (Including Postseason)

- 7 wins in last 8 games, dating to Dec. 26, 2004 (7-1, .875)
- 13 wins in last 15 games, dating to Nov. 7, 2004 (13-2, .867)
- 34 wins in last 37 games, dating to Oct. 5, 2003 (34-3, .919)
- 37 wins in last 42 games, dating to Dec. 29, 2002 (37-5, .881)
- 42 wins in last 50 games, dating to Nov. 3, 2002 (42-8, .840)
- 54 wins in last 66 games, dating to Nov. 25, 2001 (54-12, .818)
- 58 wins in last 72 games, dating to Oct. 14, 2001 (58-14, .806)

RIISING TO THE OCCASION

Since the beginning of the 2003 season, the Patriots are 21-1 against teams with records above .500, including a 1-0 mark this season. In the 2004 regular season and playoffs, the Patriots were 10-1 against teams that finished with winning records, including a 7-1 mark against playoff teams. In 2003, the Patriots were 10-0 against teams that finished the season with a mark of better than .500, including an 8-0 mark against playoff teams.

PATRIOTS VS. TEAMS WITH RECORDS ABOVE .500

Since start of the 2003 season

Date	Opponent	W/L	Score	Overall Record	Record v. Rest of NFL
09/25/04	at Pittsburgh	W	23-20	2-1	2-0
02/06/05	Philadelphia*	W	24-21	15-4	15-3
01/23/05	at Pittsburgh*	W	41-27	16-2	15-1
01/16/05	Indianapolis*	W	20-3	13-5	13-3
12/26/04	at N.Y. Jets	W	23-7	11-7	11-5
11/28/04	Baltimore	W	24-3	9-7	9-6
11/14/04	Buffalo	W	29-6	9-7	9-5
10/31/04	at Pittsburgh	L	20-34	16-2	--
10/24/04	N.Y. Jets	W	13-7	11-7	--
10/17/04	Seattle	W	30-20	9-8	9-7
10/03/04	at Buffalo	W	31-17	9-7	--
09/09/04	Indianapolis	W	27-24	13-5	--
02/01/04	Carolina*	W	32-39	14-6	14-5
01/18/04	Indianapolis*	W	24-14	14-5	14-3
01/10/04	Tennessee*	W	17-14	13-5	13-3
12/07/03	Miami	W	12-0	10-6	10-4
11/30/03	at Indianapolis	W	38-34	14-5	--
11/16/03	Dallas	W	12-0	10-6	10-5
11/03/03	at Denver	W	30-26	10-6	10-5
10/19/03	at Miami	W	19-13 ot	10-6	--
10/05/03	Tennessee	W	38-30	13-5	--
09/14/03	at Philadelphia	W	31-10	13-5	13-4

*-Playoffs

Patriots vs. teams with winning records 21-1 (.955)
Rest of NFL vs. those teams..... 59-167 (.261)

BEAST OF THE EAST

New England has the best record among AFC East teams in division games since the beginning of the 2001 season (20-6).

AFC EAST DIVISIONAL RECORDS SINCE 2001

Team	Division W-L Since 2001	Team	Division W-L Since 2001
New England	20-6	Miami	12-15
New York Jets.....	14-13	Buffalo.....	8-18

DOMINATING DUO

Tom Brady and Bill Belichick make up the NFL's winningest head coach-quarterback combination since the AFL-NFL merger 35 years ago. Brady has started 65 consecutive regular-season games for the Patriots and the team has compiled a 50-15 record in those games, dating back to Week 3 of the 2001 season. Additionally, the Patriots are 9-0 in the playoffs over that span, making the duo's overall record together 59-15.

TOP COACH-QB COMBINATIONS SINCE 1970 MERGER

(Regular Season only)

Quarterback	Head Coach	Team	W	L	T	Pct.
Tom Brady	Bill Belichick	NE	50	15	0	.769
Ken Stabler	John Madden	OAK	60	19	1	.756
Jim McMahon	Mike Ditka	CHI	46	15	0	.754
Steve Young	George Seifert	SF	62	23	0	.729
John Elway	Mike Shanahan	DEN	43	16	0	.729

BOUNCING BACK

The Patriots have not lost back-to-back games since December, 2002. Their streak of 36 consecutive weeks without back-to-back losses is the longest current streak in the NFL and the longest such mark in franchise history. The post-merger NFL record for consecutive weeks without two straight losses is 60, set by the San Francisco 49ers from 1995-99. The last time the Patriots had a losing streak was when they dropped a game at Tennessee (24-7, 12/16/02), and followed that with a home loss to the N.Y. Jets (30-14, 12/22/02). Below is a list of the longest current streaks without back-to-back defeats.

LONGEST ACTIVE STREAKS W/O BACK-TO-BACK LOSSES

Team	Weeks	Last Consec. Losses
New England Patriots	36	Dec., 2002
Pittsburgh Steelers	27	Oct./Nov., 2003

O.T. IS THE PLACE TO BE

The Patriots have won eight straight overtime games and own the longest overtime winning streak in NFL history, including playoff games. The streak includes New England's 16-13 "Snow Bowl" win over Oakland in the 2001 Divisional Playoffs (01/19/02).

MOST CONSECUTIVE OVERTIME VICTORIES

Wins	Team	Dates
8*	New England.....	2000-present
7	Denver.....	1978-1985
6	Washington.....	1976-1987
6	Pittsburgh	1994-1997
5	Many Times	

*-Includes one playoff game

WORKING OVERTIME

The Patriots have won their last eight overtime games (including the playoffs). New England's eight-game overtime winning streak is the longest in NFL history. New England has not lost in overtime since Buffalo won 16-13 at Foxboro Stadium on Nov. 5, 2000. Since that time, the Patriots have won eight straight, including five games in which they scored on their first possession of overtime.

NEW ENGLAND'S OVERTIME STREAK

DATE	OPP	WINNING PLAY	DRIVE INFO	FINAL SCORE
11/23/03	at HST	28-yd FG	9 plays, 76 yds; 3:39	23-20
10/19/03	at MIA	82-yd TD	1-82; 0:12	19-13
12/29/02	vs. MIA+	35-yd FG	7-43; 2:03	27-24
09/22/02	vs. KC+	35-yd FG	9-53; 4:40	41-38
01/19/02	vs. OAK+*	23-yd FG	15-61; 8:29	16-13
12/16/01	at BUF+	23-yd FG	8-75; 3:18	12-9
10/14/01	vs. SD+	44-yd FG	6-51; 2:59	29-26
12/17/00	at BUF	24-yd FG	14-83; 5:56	13-10
11/05/00	vs. BUF	32-yd FG	6-52-2:50	L, 13-16

*playoffs

+NE scored on its first possession in overtime



THREE-TIME SUPER BOWL CHAMPIONS






QB TOM BRADY NEWS & NOTES

RECORDING SUCCESS

TOM BRADY has quarterbacked the Patriots to victories in 50 of his 65 regular-season starts during his career, compiling a .769 winning percentage and giving him the best record of any active quarterback in the NFL who has at least 20 starts under his belt. Including his 9-0 record in the playoffs, he is 59-15 (.797) as a starter.



ACTIVE QUARTERBACKS WINNING PERCENTAGE

Minimum 20 Starts, Regular Season Only

Quarterback, Team(s)	W	L	T	Pct.
Tom Brady, NE	50	15	0	.769
Marc Bulger, STL	28	11	0	.718
Donovan McNabb, PHI	58	24	0	.707
Kurt Warner, STL/NYG/ARZ	40	22	0	.645
Michael Vick, ATL	25	13	1	.654
Brett Favre, GB	135	73	0	.649

SECOND FASTEST TO 50

By virtue of the Patriots' 23-20 victory over Pittsburgh on Sept. 25, Tom Brady recorded his 50th career regular-season victory in his 65th career start, reaching the half-century mark in the second fewest games since the 1970 AFL-NFL merger. Only Oakland's Ken Stabler (62 starts) reached the milestone in fewer games than Brady. With the victory over the Steelers, Brady's regular-season record as a starter is now 50-15 (.769). Brady's regular-season winning percentage is tops among all signal callers who have started at least 40 games since the merger. Including his 9-0 mark in the playoffs, Brady's overall record stands at 59-15 (.797).

FEWEST STARTS TO REACH 50 WINS (SINCE 1970)

Player	Team	Starts
Ken Stabler	OAK	62
Tom Brady	NE	65
Danny White	DAL	69
Jim McMahon	CHI	70
Donovan McNabb	PHI	71
Dan Marino	MIA	74

COMEBACK KID

Tom Brady engineered his 17th career game-winning performance against Pittsburgh on Sept. 25, going 12-for-12 for 167 yards over the final 14:19 to rally the Patriots from a 13-10 deficit and claim a 23-20 victory on Adam Vinatieri's 43-yard field goal with one second left. The performance was the latest addition to a long list of late-game heroics for Brady, who has led two Super Bowl-winning drives and has also engineered late-game comebacks twice in the divisional playoffs.

TOM BRADY'S GAME-WINNING PERFORMANCES

Date	Opp.	Time Remaining		Passing Statistics^					Final
		Score	in Reg.	Att	Cmp	Yds	TD	Int	
09/25/05	at PIT	10-13	14:19	12	12	167	0	0	23-20
10/03/04	at BUF	17-17	15:00	4	2	8	1	0	31-17
02/01/04	CAR**	29-29	1:08	5	4	47	0	0	32-29
01/10/04	TEN*	14-14	15:00	11	6	27	0	0	17-14
11/30/03	at IND	31-31	10:21	6	3	31	1	0	38-34
11/23/03	at HST	13-20	3:11	14	10	133	1	0	23-20 ot
11/03/03	at DEN	23-26	2:51	4	5	58	1	0	30-26
10/19/03	at MIA	13-13	15:00	10	7	147	1	0	19-13 ot
10/05/03	TEN	24-27	4:40	1	1	15	0	0	38-30
12/29/02	MIA	13-24	4:59	13	8	69	1	0	27-24 ot
11/10/02	at CHI	19-30	5:16	14	9	116	2	0	33-30
09/22/02	KC	38-38	0:00	5	4	46	0	0	41-38 ot
02/03/02	STL**	17-17	1:21	8	5	53	0	0	20-17
01/19/02	OAK*	3-13	15:00	27	20	138	0	0	16-13 ot
12/16/01	at BUF	6-9	5:57	13	9	116	0	0	12-9 ot
12/02/01	at NYJ	14-16	15:00	7	6	56	0	0	17-16
10/14/01	SD	16-26	8:48	18	13	130	1	0	29-26 ot

^Statistics are from the time noted until the end of the game

* Divisional Playoffs

** Super Bowl

CAREER WINNING PERCENTAGE

TOM BRADY is the winningest quarterback in the Super Bowl Era (since 1966) among signal callers who have made at least 40 starts. He is one of just four quarterbacks in the Super Bowl Era to own a career winning percentage above 70 percent. Brady joins Roger Staubach, Joe Montana and Donovan McNabb. A list placing Brady's accomplishments in a historical perspective is below.

WINNINGEST QUARTERBACKS OF THE SUPER BOWL ERA

Minimum 40 Starts

Player	Team	Years	W	L	Pct.
Tom Brady	NE	2000-Pres.	50	15	.769
Roger Staubach	DAL	1969-79	85	29	.746
Joe Montana	SF/KC	1979-94	117	47	.713
Donovan McNabb	PHI	1999-Pres.	58	24	.707

BRADY PILES UP YARDS

Tom Brady had one of the most productive games of his career against Pittsburgh in Week Three, totaling 372 yards on 31-of-41 passing. The 372 yards marked the second-highest yardage total of his career and his highest yardage in a non-overtime game. Brady's 75.6 percent completion rate was the third highest of his career. The effort against Pittsburgh marked the 10th time in his regular-season career that Brady has exceeded 300 yards. He has also accomplished the feat twice in the playoffs.

TOM BRADY'S TOP PASSING PERFORMANCES

(By Yardage)

Yards	Date	Opp.	W/L	Score
410	09/22/02	vs. KC	W	41-38 ot
372	09/25/05	at PIT	W	23-20
364	10/14/01	vs. SD	W	29-26 ot
354*	02/01/04	vs. CAR	W	32-29

*-Super Bowl XXXVIII

(By Completion Percentage)

Pct	Cmp-Att	Opp.	Date	W/L	Score
.846	22-26	at BUF	11/03/02	W	38-7
.800	16-20	at IND	10/21/01	W	38-17
.756	31-41	at PIT	09/25/05	W	23-20
.743	26-35	at IND	11/30/03	W	38-34

CLOSE CALLS

Tom Brady has compiled a sparkling 20-2 record as a starter in games where the final margin was less than a touchdown, including a 5-0 postseason record in such games. Brady and the Patriots have won one such game this season, taking a 23-20 victory in Pittsburgh on Sept. 25. Since Brady took over as the starting quarterback early in the 2001 season, the Patriots have lost just two games by less than a touchdown.

TOM BRADY'S RECORD IN CLOSE GAMES

20-2 in games decided by six points or less

Date	Opp.	Score	Result	Margin
09/25/05	at PIT	23-20	W	+3
02/06/05	PHI^	24-21	W	+3
12/20/04	at MIA	28-29	L	-1
10/24/04	NYJ	13-7	W	+6
09/09/04	IND	27-24	W	+3
02/01/04	CAR^	32-29	W	+3
01/10/04	TEN*	17-14	W	+3
12/20/03	at NYJ	21-16	W	+5
11/30/03	at IND	38-34	W	+4
11/23/03	at HST	23-20 ot	W	+3
11/03/03	at DEN	30-26	W	+4
10/26/03	CLE	9-3	W	+6
10/19/03	at MIA	19-13 ot	W	+6
09/28/03	at WAS	17-20	L	-3
12/29/02	MIA	27-24 ot	W	+3
11/10/02	at CHI	33-30	W	+3
09/22/02	KC	41-38 ot	W	+3
02/03/02	STL^	20-17	W	+3
01/19/02	OAK*	16-13 ot	W	+3
12/16/01	at BUF	12-9	W	+3
12/02/01	at NYJ	17-16	W	+1
10/14/01	SD	29-26 ot	W	+3

^Super Bowl

*-Divisional Playoffs



THREE-TIME SUPER BOWL CHAMPIONS





OFFENSE NEWS & NOTES

MOVING ON UP

COREY DILLON needs 144 yards to reach the 10,000-yard mark for his career. Dillon would become the 18th player in NFL history to achieve the feat. In his first eight NFL seasons, Dillon averaged 1,212 yards per season, a mark that ranks sixth in NFL history. The five players with a better seasonal average than Dillon are all current or future Hall of Famers: Barry Sanders (1,527), Jim Brown (1,368), Curtis Martin (1,337), Walter Payton (1,287) and Emmitt Smith (1,224).



NFL'S ALL-TIME LEADING RUSHERS (By Yards)

Rk	Player	Years	Gms	Att.	Yards	TD
1	Emmitt Smith	1990-2004	226	4,409	18,355	164

14	O.J. Simpson	1969-1979	135	2,404	11,236	61
15	Ricky Watters	1992-2001	144	2,622	10,643	78
16	Eddie George	1996-2004	141	2,865	10,441	68
17	Ottis Anderson	1979-1992	182	2,562	10,273	81
18	Corey Dillon	1997-	125	2,269	9,856	61
19	Earl Campbell	1978-1985	115	2,187	9,407	74

CATCHIN' KEVIN


KEVIN FAULK ranks second in receptions among Patriots running backs, passing Sam Cunningham with his first reception of the game against Pittsburgh on Sept. 25. Faulk, who was drafted by the Patriots in the second round out of LSU in 1999, has 217 career receptions and trails only Tony Collins' team-record 261 receptions from the running back position. Faulk's reception total ranks 10th among all Patriots receivers.

RECEPTIONS BY PATRIOTS RUNNING BACKS

Player	Years	Rec.
1. Tony Collins.....	1981-87.....	261
2. Kevin Faulk.....	1999-.....	217
3. Sam Cunningham.....	1973-79,81-82.....	210
4. Larry Garron.....	1960-68.....	185

PATRIOTS ALL-TIME LISTS

TROY BROWN ranks third in Patriots history with 488 career receptions. He ranks third in franchise history with 5,697 career receiving yards. Brown needs three catches to pass Ben Coates for second place on the all-time receptions list. He needs 30 yards to pass Irving Fryar and move into second place on the Patriots' all-time receiving yardage list. This season, Brown has caught 13 passes for 181 yards, increasing his production from a year ago, when he totaled 17 receptions for 184 yards on the season.



PATRIOTS ALL-TIME RECEIVING LEADERS (BY CATCHES)

Rk	Player, Pos.	No	Yds	Avg.	Lg	TD
1	Stanley Morgan, WR.....	534	10,352	19.4	76t	67
2	Ben Coates, TE.....	490	5,471	11.2	84t	50
3	Troy Brown, WR.....	488	5,697	11.7	82t	25
4	Irving Fryar, WR.....	363	5,726	15.8	80t	38

PATRIOTS ALL-TIME RECEIVING LEADERS (BY YARDS)

Rk	Name	No	Yds	Avg	Lg	TD
1	Stanley Morgan.....	534	10,352	19.4	76t	67
2	Irving Fryar.....	363	5,726	15.8	80t	38
3	Troy Brown, WR.....	488	5,697	11.7	82t	25
4	Ben Coates.....	490	5,471	11.2	84t	50
5	Jim Colclough.....	283	5,001	17.7	78t	39

TAKING AIM

ADAM VINATIERI is the most accurate kicker in franchise history and is tied for fourth among the most accurate kickers in NFL history. He has recorded an 82.1 percent conversion rate (248/302) over his nine-year career. He was 31-for-33 in 2004, setting a career high for accuracy with a 93.9 percent success rate. He has connected on 95 of his last 110 regular-season kicks, good for an 86.4 percent clip. He is 5-for-6 in 2005.



NFL ALL-TIME MOST ACCURATE KICKERS

(Minimum 100 FGM)

	TEAM	PCT.	FGM/FGA
1.	Mike Vanderjagt	Colts 87.2	198/227
2.	Phil Dawson	Browns 82.6	114/138
3.	Ryan Longwell	Packers 82.3	209/254
4.	Matt Stover	Ravens 82.2	351/427
5.	Adam Vinatieri	Patriots 82.1	248/302
6.	David Akers	Eagles 82.0	141/172
7.	Jeff Wilkins	Rams 81.9	230/281
8.	Olindo Mare	Dolphins 81.8	198/242

SCORING MACHINE

Adam Vinatieri is the second leading scorer in Patriots history, totaling 1,080 points in his nine-plus seasons with the club. He is 50 points behind Gino Cappelletti, the franchise's all-time leading scorer. Vinatieri made the team as a rookie free agent in 1996 and has scored 100 points or more in each of his first nine seasons, joining Jason Elam of the Denver Broncos as the only two kickers in NFL history to accomplish the feat. Vinatieri has kicked the most field goals in Patriots history, having tallied 248 successful boots in a Patriots uniform.

LEADING SCORERS IN PATRIOTS HISTORY

#	SCORING	TD	PAT/PATA	2-Pt	FG /FGA	PTS
1	Gino Cappelletti	42	346/ 358	2	176/ 334	1,130
2	Adam Vinatieri	0	334/ 341	1	248/ 302	1,080
3	John Smith	0	308/ 323	0	128/ 191	692

AUTOMATIC ADAM

Adam Vinatieri nailed his 18th career game-winning field goal against Pittsburgh on Sept. 25, nailing a 43-yard boot with one second left in the game to give the Patriots a 23-20 victory over the Steelers. It was his first game-winning kick since hitting a 41-yarder to win Super Bowl XXXVIII on Feb. 1, 2004. Vinatieri is the only kicker in NFL history to kick a game-winning field goal in the final minute of the Super Bowl and has accomplished the feat twice, including his 48-yarder to win Super Bowl XXXVI. Out of the Patriots' six playoff wins since 2001, four were decided on game-winning boots by Vinatieri. His game-winners are listed below:

ADAM VINATIERI'S GAME-WINNING FIELD GOALS

Date	Opponent	Yds	Time	Final Score
09/25/05	at Pittsburgh	43	0:01	23-20
02/01/04	Carolina*	41	0:04	32-29
01/10/04	Tennessee*	46	4:06	17-14
11/23/03	at Houston	28	0:41 (OT)	23-20
12/29/02	Miami	35	12:57 (OT)	27-24
09/22/02	Kansas City	35	10:20 (OT)	41-38
02/03/02	St. Louis*	48	0:00	20-17
01/19/02	Oakland*	23	6:31 (OT)	16-13
12/16/01	at Buffalo	23	9:15 (OT)	12-9
10/14/01	San Diego	44	10:55 (OT)	29-26
12/17/00	at Buffalo	24	0:19 (OT)	13-10
11/19/00	Cincinnati	22	0:03	16-13
09/19/99	Indianapolis	26	0:35	31-28
09/12/99	at N.Y. Jets	23	0:03	30-28
12/20/98	San Francisco	35	0:03	24-21
10/04/98	at New Orleans	27	0:03	30-27
09/14/97	N.Y. Jets	34	6:57 (OT)	27-24
09/22/96	Jacksonville	40	12:24 (OT)	28-25

*-Playoffs



THREE-TIME SUPER BOWL CHAMPIONS





DEFENSE NEWS & NOTES

WILLIE MAC ATTACK

WILLIE McGINEST ranks third on the Patriots' all-time sacks list with 73.0 career sacks. He overtook Tony McGee for third place on the team's sacks list on Sept. 25, 2005 when he recorded a sack against the Steelers in Pittsburgh. He is the Patriots' career postseason sack leader and ranks third all-time in NFL postseason history with 11.5 career postseason sacks, trailing only Bruce Smith (14.5) and Reggie White (12.0).



PATRIOTS ALL-TIME SACK LEADERS

1. Andre Tippett, 1982-93. 100.0
2. Julius Adams, 1971-87....79.5
3. **Willie McGinest**, 1994-. 73.0
4. Tony McGee, 1974-8172.5
5. Ray Hamilton, 1973-81.....54.0
6. Chris Slade, 1993-0051.0

BIG-TIME BACKERS

Patriots linebackers take up four of the top eight spots on the NFL's career sacks list among active linebackers. Chad Brown, a free agent signing by the Patriots prior to the 2005 season, leads all active linebackers with 78.0 career sacks. He is trailed closely by teammate Willie McGinest, whose 73.0 career sacks have all come as a Patriot. Additionally, Rosevelt Colvin (35.0 sacks) and Mike Vrabel (30.5 sacks) rank seventh and eighth, respectively, among all active linebackers.

ACTIVE LINEBACKERS SACKS LIST

Rk	Player	Team(s)	First Season	Sacks
1	Chad Brown	PIT/SEA/NE	1993	78.0
2	Willie McGinest	NE	1994	73.0
3	Peter Boulware	BAL	1997	67.5
4	Junior Seau	SD/MIA	1990	52.0
5	Joey Porter	PIT	1999	44.5
6	Kenard Lang	CLV	1997	42.0
7	Rosevelt Colvin	CHI/NE	1999	35.0
8	Mike Vrabel	PIT/NE	1997	30.5
9	Brian Urlacher	CHI	2000	29.5

ABLE VRABEL


In proving to be one of the NFL's most versatile players, linebacker MIKE VRABEL has made important contributions for the Patriots on offense and defense. He scored his sixth career touchdown – but his first on defense – on a 24-yard interception return against Carolina in Week Two. As a situational tight end in short-yardage situations, he caught two touchdown passes in the 2004 regular season and another in Super Bowl XXXIX. Including his 1-yard touchdown catch in Super Bowl XXXVIII, Vrabel has scored on all five of his NFL receptions, two of which came in Super Bowls. Vrabel's other touchdowns in 2004 came on a 2-yard catch at St. Louis on Nov. 7, 2004, a 1-yard score against San Francisco on Jan. 2, 2005. He also scored on a 1-yard grab at San Diego on Sept. 29, 2002. At his regular position of linebacker, he ranked second on the team in 2004 with 5.5 sacks and finished fourth on the team with 76 tackles (59 solo). In addition to Vrabel's contributions on offense and defense, he also notched five special teams tackles in 2004.

RICHARD SEYMOUR: "BIG SEY"

Defensive lineman RICHARD SEYMOUR was named to his third consecutive Pro Bowl in 2004 and was voted a defensive captain by his teammates. His 67 tackles and 5.0 sacks were tops among Patriots defensive linemen. His 224 tackles since 2002 lead all Patriots defensive linemen. In addition, he scored his first career touchdown on Oct. 3, 2004 at Buffalo, scooping up a Drew Bledsoe fumble caused by Tedy Bruschi and rumbling 68 yards for the score and a decisive 31-17 advantage for the Patriots. Seymour became the first Patriots defensive lineman to score a touchdown since Willie McGinest recovered a fumble in the end zone in the 1999 season opener.

HOT ROD

Last season, RODNEY HARRISON led the Patriots in tackles for the second consecutive year, recording 138 stops (96 solo), as he continued to be a leader in the New England secondary. His tackle total was just two stops short of his career high, set in 2003 in his first year in New England. In his two-plus seasons in Foxborough, Harrison has notched 294 tackles, marking the most productive stretch of his 11-year NFL career. He recorded a career-high 20 tackles (12 solo) at Pittsburgh on Oct. 31, 2004. In 2003, Harrison led the team with a career-high 140 tackles (105 solo).



HARRISON LEADS ALL NFL DEFENSIVE BACKS

Rodney Harrison led all NFL defensive backs in tackles for two straight seasons and has recorded more tackles than any other NFL defensive back since 1994. According to the day-of-game statisticians, Harrison recorded 129 tackles (89 solo) in 2004, tops among all defensive backs in the NFL. His tackle total ranked ninth among all NFL players, trailing only eight middle linebackers. In 2003, Harrison was credited with 125 total tackles by day-of-game crews, a figure that also led all NFL defensive backs.

NFL LEADERS: TACKLES BY DEF. BACKS SINCE 1994

As tallied by day-of-game stats crews, 1994-Present

Player	Team(s)	Pos.	Gm	TT	UT	A
Rodney Harrison	SD/NE	S	158	1,025	792	233
Lawyer Milloy	NE/BUF	S	142	948	656	292
Victor Green	NYJ/NE/NO	S	157	946	684	262
Robert Griffith	MIN/CLV/ARZ	S	166	939	739	200
Brock Marion	DAL/MIA/DET	S	167	895	665	230

2004 NFL LEADERS / TACKLES BY DEFENSIVE BACKS

As tallied by day-of-game stats crews

Player	Team	Pos.	Total	Solo	Assists
Rodney Harrison	NE	SS	129	89	40
Robert Griffith	CLV	SS	118	92	26
Mike Green	CHI	SS	107	83	24
Tebucky Jones	NO	FS	102	79	23
Adrian Wilson	ARZ	SS	99	77	22

HARRISON IS ALL-TIME NFL LEADER

RODNEY HARRISON is the NFL's all-time leader in sacks by a defensive back, dating back to when sacks became an official NFL statistic in 1982. Additionally, Harrison is the only player in NFL history to have recorded at least 25 career sacks and at least 30 career interceptions. Harrison currently owns 27.5 career sacks and 31 interceptions in his regular-season career.

NFL ALL-TIME LEADERS: SACKS BY A DEFENSIVE BACK

Player	Pos.	Team(s)	Years	Sacks
Rodney Harrison	S	SD/NE	1994-Present	27.5
Carnell Lake	S	PIT/JAX/BAL	1989-2001	25.0
LeRoy Butler	S	GB	1990-2001	20.5
Ronde Barber	CB	TB	1997-Present	18.0
Bill Bates	S	DAL	1983-1997	18.0

BIG-GAME PERFORMER

RODNEY HARRISON seemingly treats every game as the most important one of his career, and has consistently come up big on the biggest stage. In his last six playoff games, Harrison has recorded six interceptions, including two in Super Bowl XXXIX. His four picks in the 2004 playoffs tied for the third most in a single postseason since the 1970 AFL-NFL merger. Additionally, his six career playoff interceptions are tied for the fourth most since the merger.



THREE-TIME SUPER BOWL CHAMPIONS





WEEK 2: PANTHERS 27, PATRIOTS 17

PANTHERS 27, PATRIOTS 17

September 18, 2005 ★ Bank of America Stadium (Att: 73,528)

	1	2	3	4	Final
New England Patriots	7	0	10	0	— 17
Carolina Panthers	7	10	3	7	— 27

The Patriots dropped their first game of the 2005 campaign, falling to the Panthers in Charlotte, 27-17. New England lost for just the third time in 36 games and fell to an NFC team for the first time since losing to Washington on Sept. 28, 2003.

The New England defense played solidly against the Panthers' passing attack, holding Carolina signal caller Jake Delhomme to just a 42.3 percent completion rate (11-26) and 154 yards with an interception. But Panthers running back Stephen Davis scored three touchdowns and Carolina forced two costly Patriots turnovers to provide the difference in the game.

The Patriots got on the board first, taking a 7-0 lead on a 1-yard touchdown pass from Tom Brady to Daniel Graham. The play was set up by a 71-yard catch-and-run play by Troy Brown, the longest Patriots reception in nearly two seasons. The New England lead was short-lived, however, as the Panthers offense came out firing on the ensuing drive. Delhomme completed back-to-back passes of 23 and 41 yards to set up the first of Davis' three 1-yard touchdown runs, tying the score at seven with 1:20 left in the first quarter.

In the second stanza, the Patriots appeared poised to counterpunch as Brady led a drive that reached the Panthers' 23-yard line. But following a 10-yard holding penalty, Brady was picked off by Panthers linebacker Will Witherspoon to end the scoring threat. Carolina took advantage, seizing the lead on the ensuing possession as a 51-yard field goal by John Kasay put the Panthers ahead, 10-7. With the momentum now on Carolina's side, the Panthers stopped the Patriots' next offensive possession, setting up a Patriots punt that was returned by Chris Gamble for a 76-yard gain that gave Carolina possession on the New England 13-yard line. Four plays later, Davis' second 1-yard scoring scamper gave the Panthers a 17-7 lead that they took into halftime.

Carolina got the ball to begin the second half and used another long Kasay field goal (52 yards) to take a 20-7 lead. The Patriots then set into motion a sequence of events that got them back into the game, as a 45-yard field goal by Adam Vinatieri made the score 20-10, and a 24-yard interception return for a touchdown by Mike Vrabel cut the gap to 20-17 with 6:08 left in the third quarter. New England stopped the Panthers' next offensive bid to get the ball back with a chance to tie or take the lead, but the Panthers' Mike Rucker sacked Brady and caused a fumble that was recovered by Julius Peppers at the Patriots' 12-yard line. Five plays later, Davis plunged into the end zone for a third time to make the score 27-17 with 14 seconds elapsed in the final quarter.

Neither team could move the ball into its opponent's territory for much of the final quarter until the Patriots broke onto Carolina's side of the field with around three minutes to play, trailing by 10 points. New England made it as far as the Carolina 32-yard line, but a fumble by Benjamin Watson with 2:17 left in the game was recovered by the Panthers' Dan Morgan. Carolina was able to keep the ball and run out the clock to score the victory.

100 TOUCHDOWNS FOR BRADY

Tom Brady threw the 100th touchdown pass of his regular-season career in the first quarter when he hooked up with Daniel Graham on a 1-yard scoring toss. Brady is the fourth quarterback in Patriots history to achieve the feat, joining Steve Grogan (182), Drew Bledsoe (166) and Vito "Babe" Parilli (132). Brady achieved the milestone in his 64th career regular-season start.

ABLE VRABEL

Mike Vrabel returned an interception 24 yards for a touchdown in the third quarter, recording the first defensive touchdown of his career. On offense, Vrabel has scored five career receiving touchdowns (3 in the regular season, 2 in the playoffs) on five career receptions while lining up as a tight end in goal-line situations. The play marked the first time the Patriots have recorded an interception return for a touchdown since Asante Samuel recorded a 34-yard scoring return against Cincinnati on Dec. 12, 2004 at Gillette Stadium. In 2004, the Patriots scored four defensive touchdowns (3 fumble returns, 1 interception return), and in 2003, New England led the NFL with six defensive touchdowns. The Patriots have now scored 11 defensive touchdowns in their last 32 regular season games, dating back to week three of the 2003 season. The Patriots fell to 16-3 in their last 19 games when scoring on defense, dating back to 1999.

LONG BALL

Troy Brown hauled in a 71-yard pass from Tom Brady in the first quarter, setting up the Patriots' first touchdown on the next play. For Brown, the catch was the second longest reception of his 13-year career, and it was the longest reception by a Patriot since Brown hauled in an 82-yard touchdown in overtime to best the Miami Dolphins on Oct. 19, 2003. It was the longest non-scoring catch of Brown's career and the third longest completion of Brady's career. Brown is the third leading receiver in Patriots history and needs seven catches to pass Ben Coates for second place on the all-time receptions list and 73 yards to pass Irving Fryar for second place on the all-time receiving yardage list.

TRAILING AT HALFTIME

The Patriots trailed at halftime, marking the first time they faced a halftime deficit since Oct. 31, 2004, when they trailed the Pittsburgh Steelers 24-10. New England had either led or was tied at the half in 13 consecutive games (10 regular season and three playoff contests). In 2004, the Patriots trailed at the half just twice, in the Pittsburgh game and in the season opener against Indianapolis (trailed 17-14 in a game eventually won).

RARE PICK

Tom Brady threw a second quarter interception to Will Witherspoon that ended a streak of 157 consecutive passes without an interception, including last year's playoffs. Brady did not throw a pick in the 2004 playoffs (81 postseason attempts), and did not throw an interception in last week's season opener against Oakland. Prior to the Panthers game, the last time Brady was picked off was in the first quarter of the 2004 regular-season finale against the San Francisco 49ers on Jan. 2, 2005.

SECOND QUARTER STREAK OVER

The Patriots did not score in the second quarter, ending a streak of 25 consecutive games in which they had put points on the board in the second quarter (including six playoff games). The last time New England was blanked in the second quarter was on Dec. 7, 2003 at Gillette Stadium against the Miami Dolphins. The Patriots scored in the second quarter in every game of the 2004 regular season and also in every game in the 2003 and 2004 playoffs.

GOLDEN GRAHAM

Daniel Graham hauled in his first touchdown reception of the season on a 1-yard grab from Tom Brady in the first quarter. The touchdown was the 13th of Graham's career. The 2002 first-round draft choice ranks fourth on the team in terms of career touchdowns in a Patriots uniform, trailing only Troy Brown (28), Kevin Faulk (19) and Corey Dillon (15). In 2004, Graham tied for the team lead with seven receiving touchdowns.



THREE-TIME SUPER BOWL CHAMPIONS





WEEK 1: PATRIOTS 30, RAIDERS 20

PATRIOTS 30, RAIDERS 20

September 8, 2005 ★ Gillette Stadium (Att: 68,756)

	1	2	3	4	Final
Oakland Raiders	7	7	0	6	— 20
New England Patriots	10	7	6	7	— 30

The Patriots began the 2005 season with a steady 30-20 victory over the Oakland Raiders in a nationally-televised Thursday night matchup at Gillette Stadium. The win was the New England's 21st consecutive home triumph. The Patriots unveiled their Super Bowl XXXIX championship banner as part of a star-studded pregame show before getting to work.

A pair of former Super Bowl MVPs came up big for the Patriots on offense, as Tom Brady topped 300 yards for the ninth time in his regular-season career and Deion Branch led New England with seven catches for 99 yards. Branch and newcomer Tim Dwight each grabbed first-half touchdown passes and running back Corey Dillon ran into the end zone twice in the second half for his 12th career multiple rushing touchdown game.

On defense, the Patriots' biggest play of the night came in the third quarter with New England clinging to a 17-14 lead. On the play, Jarvis Green sacked Oakland's Kerry Collins for a 13-yard loss, causing Collins to fumble on the play. The ball shot into the air and nose tackle Vince Wilfork grabbed it to give the Patriots possession on the Oakland 20-yard line. Three plays later, Dillon charged for an 8-yard touchdown, giving the Patriots a solid 23-14 lead.

100th WIN FOR BELICHICK

The victory over the Raiders marked the 100th overall victory as a head coach for Bill Belichick. The Patriots head coach is now 90-71 in the regular season and 10-1 in the playoffs for an overall mark of 100-72 in his career. Belichick is 63-27 overall as head coach of the Patriots. Belichick joins eight other active coaches in the 100-win club (Marty Schottenheimer, Bill Parcells, Joe Gibbs, Bill Cowher, Mike Holmgren, Mike Shanahan, Dick Vermeil and Dennis Green) and is the 33rd head coach in NFL history to record 100 overall wins. Belichick and Parcells are the only coaches to have earned their 100th career win with the Patriots. Parcells earned his 100th overall win in the Patriots' 1994 season finale.

TOM TERRIFIC

With 306 passing yards, Tom Brady notched the ninth 300-yard passing game of his regular-season career. He also has had two 300-yard games in the playoffs. The last time he threw for over 300 yards was at Kansas City on Nov. 22, 2004, when he notched 315 yards. Against the Raiders, Brady had a 105.8 passer rating, marking the 27th time he has achieved a rating of 100.0 or better in his regular-season and playoff career. The Patriots are now 27-0 in games when Brady posts a rating of 100.0 or better.

DOUBLE-DIP FOR DILLON

Corey Dillon ran for two touchdowns, marking the 12th multiple rushing touchdown game of his career. Last season, Dillon ran into the end zone twice in three games, with his last two-touchdown performance coming on Dec. 5, 2004 at Cleveland.

MILLER TIME

Patriots punter Josh Miller dropped back-to-back punts inside the Raiders' 5-yard line in the third quarter. His first punt of the second half was a 48-yard bomb that bounced just in front of the goal line and spun back to the 4-yard line, where it was downed by Larry Izzo. Miller's next punt was a 49-yard boot that bounced around deep in Raiders territory and was downed by Randall Gay at the 4-yard line.

CAPTAINS TAKE THE FIELD

The Patriots' 2005 captains were on the field for the opening coin toss. The offensive captains are Tom Brady (fourth season as a captain) and Troy Brown (fourth season). The defensive captains are Rodney Harrison (third season), Richard Seymour (third season) and Mike Vrabel (first season). The special teams captain is Larry Izzo (fifth season).

THE DWIGHT STUFF ON PUNT RETURNS

Tim Dwight made a splash with his first punt return as a Patriot, gaining 27 yards on a first-quarter return. It was the longest punt return by a Patriot since the 2002 season, when Deion Branch rattled off a 40-yard return against the Denver Broncos on Oct. 27, 2002. In 2003, the longest punt return was a 23-yard scamper by Troy Brown (09/21/03 vs. N.Y. Jets). In 2004, the longest punt return was also a 23-yarder by Brown (12/26/04).

TOUCHDOWN TIM

Tim Dwight caught his first touchdown pass as a Patriot, scurrying around the edge to snare a 5-yard pass from Brady to give the Patriots a 17-14 lead in the second quarter. Last season with the San Diego Chargers, Dwight had just two receptions while playing in 12 games. Tonight's score was the 14th career touchdown grab for the eighth-year veteran.

BIG BENJAMIN

Benjamin Watson caught two passes for 55 yards on the Patriots' first drive, leading to a 26-yard field goal by Adam Vinatieri. As a rookie last season, the former first-round draft choice played in one game, the season-opener against Indianapolis) and had two catches for 16 yards.

QUICK HITS

- Mike Vrabel dropped Kerry Collins for a 6-yard sack late in the third quarter. It was the Patriots' first sack of the season.
- Adam Vinatieri had an extra point blocked in the third quarter. It was the first point after miss for Vinatieri since Nov. 16, 2003, when he had a PAT blocked against Dallas.

OPENING DRIVES

The Patriots allowed the Raiders to score a touchdown on their opening drive, marking the first time in 37 games that New England had allowed an opening-drive touchdown. The streak included six playoff games and dated back to the 2003 season opener (at Buffalo, 09/07/03). In the 2004 regular season and playoffs (a total of 19 games), the Patriots allowed opponents only six points on their first offensive possession, a mark that led the NFL.

BRANCHING OUT

Deion Branch picked up right where he left off last year, catching the Patriots' first touchdown of the season on an 18-yard grab from Tom Brady in the first quarter. For Branch, the Super Bowl XXXIX MVP, it was his 10th career touchdown catch, and for Brady, the MVP of Super Bowls XXXVI and XXXVIII, it was his 98th career scoring pass.

LONG BALL

The Raiders took a 14-10 lead in the second quarter on a 73-yard bomb from Kerry Collins to Randy Moss. It was the longest play from scrimmage the Patriots have allowed since Dec. 4, 2000, when Kansas City's Elvis Grbac connected with Derrick Alexander on an 81-yard touchdown pass at Foxboro Stadium.



THREE-TIME SUPER BOWL CHAMPIONS





PATRIOTS IN THE COMMUNITY

PATRIOTS RETURN TO OTIS AIR NATIONAL GUARD BASE

Several New England Patriots returned to Otis Air National Guard Base on Cape Cod on Tuesday, Sept. 20, delivering boxes of t-shirts and children's toys to the families displaced to the base in the aftermath of Hurricane Katrina. Patriots players Kevin Faulk, Jarvis Green, Eric Alexander, Bethel Johnson and Daniel Graham, along with assistant strength and conditioning coach, Harold Nash, drove to the base to deliver the goods and meet with the over 700 people currently staying at the base.

The week before, Faulk, Johnson, Alexander, Nash and Don Davis delivered a truckload of clothing and shoes, which had been collected from the entire team, to the first group of 200 people who had arrived at the base. Faulk, who hails from Carencro, Louisiana and attended LSU, encouraged his teammates to clean out their closets and bring gently used clothing items to the stadium. The entire team brought in bags and boxes of shoes, men's clothes, women's clothes and baby clothes to be donated to the families. From there, Faulk packed up a truck with the thousands of items to transport them to the base. They were met with such appreciation from the evacuees that Faulk organized the return trip.

The Patriots contingent spent several hours with the evacuees, signing autographs and posing for pictures. In addition to Faulk, Green, Alexander and Nash also have ties to the Gulf region; Green and Alexander attended LSU and Nash is a native of New Orleans and attended Louisiana-Lafayette.



Kevin Faulk led a group of Patriots to Otis ANG Base to deliver clothing to Hurricane Katrina evacuees on Monday, Sept. 12 and Tuesday, Sept. 20.

HURRICANE KATRINA RELIEF EFFORTS

In order to raise funds to assist in hurricane relief efforts, the New England Patriots Charitable Foundation established two programs to encourage financial contributions from Patriots players, coaches, staff and fans. Details of the two programs are listed below:

Hurricane Katrina Relief Fund: On Tuesday, September 6, the New England Patriots Charitable Foundation established a Hurricane Katrina Relief Fund to give Patriots fans the opportunity to make financial contributions to hurricane relief efforts. Fans were encouraged to pledge donations in any \$25 increment, but those who made a donation of \$1,000 or more received a special thank you from the Patriots organization. For each \$1,000 donation, the Kraft family and the Patriots Charitable Foundation rewarded the donor with one lower seating bowl ticket to the Patriots-Raiders game. In less than 12 hours, the Patriots Charitable Foundation raised \$165,000, 100 percent of which will go to a variety of non-profit agencies directly supporting relief efforts. Fans may continue to donate to the fund through a link from the Patriots Web site.

Patriots Employee Matching Program: To encourage contributions to the Gulf Coast recovery efforts in the wake of Hurricane Katrina, the New England Patriots Charitable Foundation has established a program for Patriots players, coaches and employees to make donations in support of the hurricane relief efforts. If players, coaches and staff choose to make a personal financial contribution to a sanctioned non-profit organization that is working directly with disaster relief, the Kraft family, through the New England Patriots Charitable Foundation, will match those contributions for the first \$100,000 raised.

UPCOMING EVENT

Oct. 11: Men's Health Day at Gillette Stadium: The public is invited to *Men's Health Day* for free fitness advice, nutrition analysis, cancer screening, blood pressure analysis and much more. The free event will be held on Tuesday, Oct. 11 at Gillette Stadium in Foxborough from 2:00-8:00 PM. Participating are some of Boston's leading health organizations, including The Dana-Farber Cancer Institute, Boston Medical Center, The American Heart Association, The American Red Cross, The American Cancer Society and The American Diabetes Association.

THE NEW ENGLAND PATRIOTS

Charitable Foundation



THREE-TIME SUPER BOWL CHAMPIONS





BROADCAST INFORMATION

PATRIOTS ALL ACCESS

Patriots All Access, an Emmy Award-winning one-hour magazine show, airs weekly throughout the season on WCVB-TV Channel 5 in Boston. Indicative of its name, Patriots All Access provides viewers exclusive, behind-the-scenes access and weekly in-depth features on Patriots players and personnel. WCVB's Mike Lynch hosts the program and is joined by head coach Bill Belichick for a weekly chalk talk and also by a Patriots player of the week. Another weekly segment takes a look at what Patriots players do off the field. The show also offers game previews, reviews and comprehensive analysis of every Patriots game.



WCVB-TV Channel 5

Patriots All Access.....Saturdays at 7:00 p.m and Sundays at 10:00 a.m.

TOTALLY PATRIOTS



Totally Patriots, a youth-oriented football show, is making its debut for the 2005 season, airing each Sunday morning on WCVB, Channel 5 in Boston. The show, hosted by Kerry Connolly, is geared towards young fans and includes a health and fitness segment as well as a weekly football tips feature with Patriots Hall of Fame linebacker Andre Tippett and a current Patriots player. Other features and segments emphasize the importance of an active lifestyle and let young football players hear directly from the pros. Check your local listings for other times and locations.

WCVB-TV Channel 5

Totally Patriots.....Sundays at 11:00 a.m.

WBCN PATRIOTS ROCK RADIO NETWORK

For the 11th consecutive season, WBCN was proud to be the flagship station for the Patriots Rock Radio Network. Every Patriots game was heard on WBCN (104.1 FM) and its network of 36 stations throughout all six New England states. Longtime broadcast tandem Gil Santos and Gino Cappelletti call all of the action in static-free stereo sound.



FLAGSHIP STATION
WBCN
Boston ★ 104.1 FM



MASSACHUSETTS

WBSM	Fairhaven	1420 AM
WSAR	Fall River	1480 AM
WGAW	Gardner	1340 AM
WPVQ	Greenfield	95.3 FM
WBEC	Pittsfield	1420 AM
WBEC	Pittsfield	95.7 FM
WAQY	Springfield	102.1 FM
WXTK	Cape Cod	95.1 FM
WWFX	Worcester	100.1 FM

MAINE

WEBB	Augusta	98.5 FM
WNSX	Bangor	97.7 FM
WHOU	Houlton	100.1 FM
WBLM	Portland	102.9 FM
WFZX	Searsport	101.7 FM

CONNECTICUT

WCCC	Hartford	106.9 FM
WMOS	New London	104.7 FM
WINY	Putnam	1350 AM

NEW HAMPSHIRE

WKXL	Concord	1450 AM
WSHK	Dover	105.3 FM
WSAK	Hampton	102.1 FM
WTPL	Hillsboro	107.7 FM
WVRR	Lebanon	101.7 FM
WFEA	Manchester	1370 AM
WWHQ	Meredith	101.5 FM
WPKQ	N. Conway	103.7 FM

RHODE ISLAND

WSKO	Providence	790 AM
WSKO	Providence	99.7 FM

VERMONT

WBTN	Bennington	1370 AM
WKVT	Brattleboro	92.7 FM
WEAV	Burlington	960 AM
WXZO	Burlington	96.7 FM
WMXR	Woodstock	93.9 FM
WMOO	Derby	92.1 FM
WEXP	Rutland	101.5 FM
WSTJ	St Johnsbury	1340 AM
WSNO	Waterbury	1450 AM

PATRIOTS MONDAY ON WEEI

Sports Radio WEEI has the exclusive rights to broadcast "Patriots Monday" from Gillette Stadium every week during the season. The daylong programming lineup offers fans unique access from head coach Bill Belichick and quarterback Tom Brady along with appearances by other star players.

Sports Radio WEEI

850 AM (Boston) and 103.7 FM (Providence)

Time (Mondays)	Show	Guest(s)
6:00 – 10:00 a.m.	Dennis and Callahan	Tom Brady
10:00 a.m. – 2:00 p.m.	Dale and Holley	Stars of the Week
2:00 – 6:00 p.m.	The Big Show	Coach Belichick

PATRIOTS FOOTBALL WEEKLY ON WB56

Join the editorial staff of Patriots Football Weekly for a half-hour Patriots extravaganza every Saturday night during the football season on WLVI-TV (WB56). The ultimate studio sports show for the ultimate Patriots fan is patterned like the official team newspaper, aiming to be confrontational and opinionated as the reporters dish about what's ahead for the team, give opponent analysis and offer insider information they've learned from working in the trenches at Gillette Stadium.

WLVI-TV Channel 56

Patriots Football Weekly Every Saturday night at Midnight

PATRIOTS.COM

The official Web site of the New England Patriots offers fans an exciting lineup of daily features and is one of the most advanced and exciting Web sites in all of sports. **Patriots Video News** is a streaming video show broadcast daily on Patriots.com, giving Patriots fans interviews and analysis that picks up where the newspapers and TV reports leave off. **Patriots.com Radio** features six hours of original daily programming beginning at noon ET and allows fans to interact with hosts and guests via phone and email. Besides these features, the site offers daily news updates, press releases, live coverage of all press conferences and much more.

TELEVISION RATINGS

Historically, the Patriots have been at or near the top of the weekly television ratings for the 2.4 million homes in the Boston market. Below is a historical perspective to show the Patriots' consistent popularity in the Boston market.

2005 RATINGS: BOSTON TV MARKET

Date	Opponent	Net.	Boston TV	Rtg / Share
09/08	Oakland	ABC	WCVB 5	23.3 / 44
09/18	at Carolina	CBS	WBZ 4	22.3 / 50
09/25	at Pittsburgh	CBS	WBZ 4	29.9 / 52

RATINGS HISTORY

Season	Rating / Share
2004 Regular Season Average	31.2 / 56
2004 Postseason Average	48.9 / 70
2003 Regular Season Average	26.8 / 51
2003 Postseason Average	47.0 / 72
2002 Regular Season Average	28.5 / 53
2001 Regular Season Average	24.7 / 48
2001 Postseason Average	47.4 / 73

Note: Each ratings point represents one percent of the 2.4 million homes in the Boston TV market.



THREE-TIME SUPER BOWL CHAMPIONS





2005 TRANSACTIONS

FEBRUARY, 2005

2/4	Billy Yates.....	Signed to active roster
2/12	Eric Mangini.....	Named Defensive Coord.
2/16	Ike Charlton.....	Signed
	Lance Nimmo.....	Signed from practice squad
	Buck Rasmussen.....	Signed from practice squad
	Mark Bartosic.....	Signed/allocated NFL Europe
	Ricky Bryant.....	Signed/allocated NFL Europe
	Kory Chapman.....	Signed/allocated NFL Europe
	Cedric James.....	Signed/allocated NFL Europe
	Grant Steen.....	Signed/allocated NFL Europe
	Joel Jacobs.....	Allocated to NFL Europe
2/23	Joel Collier.....	Named Asst. Secondary Coach
	Harold Nash.....	Named Asst. Str. & Cond. Coach
	Earthwind Moreland.....	Released
	Buck Rasmussen.....	Released
	Wilbert Brown.....	Released
	Zeron Flemister.....	Released
2/25	Ty Law.....	Released
2/28	Roman Phifer.....	Released

MARCH, 2005

3/4	Duane Starks.....	Acquired via Trade (ARZ)
3/7	Pete Mangurian.....	Named Tight Ends Coach
	Patrick Pass.....	Re-Signed
3/8	Stephen Neal.....	Re-Signed
3/13	Tim Dwight.....	Signed
3/15	Tom Ashworth.....	Re-Signed
3/22	Don Davis.....	Re-Signed
3/24	Ethan Kelley.....	Re-Signed

APRIL, 2005

4/5	David Terrell.....	Signed
4/14	Monty Beisel.....	Signed
4/18	Wesly Mallard.....	Signed
4/23	Logan Mankins.....	Drafted
	Ellis Hobbs.....	Drafted
	Nick Kaczur.....	Drafted
4/24	James Sanders.....	Drafted
	Ryan Claridge.....	Drafted
	Matt Cassel.....	Drafted
	Andy Stokes.....	Drafted
4/26	Chad Scott.....	Signed
4/29	Doug Flutie.....	Signed
	DeCori Birmingham, Travis Conway, Kyle Eckel, Robbie Gould, Ryan Krug, Mike Lorenz, Matt Phillips, Andre Torrey, Raymond Ventrone and Mike Wright.....	Signed as rookie free agents
4/30	Earl Charles, Michael McGrew, Michael Rogers and Antonio Thomas.....	Signed as rookie free agents
	Rhett Kopp.....	Signed
	DeMarco McNeil.....	Signed

MAY, 2005

5/2	Matt Phillips.....	Released
5/4	Keith Traylor.....	Released
5/6	Michael Rogers.....	Released
	Mark Bartosic.....	Released
5/10	Chad Brown.....	Signed
5/12	Victor Leyva.....	Signed
5/18	Otis Smith.....	Signed and placed on Res./Retired
5/23	Troy Brown.....	Re-Signed

JUNE, 2005

6/1	Lance Nimmo.....	Released
	Chris Redman.....	Released
6/6	Antuan Edwards.....	Signed
6/9	Ike Charlton.....	Released
6/10	Andy Stokes.....	Signed
6/15	Travis Conway.....	Released
	Mike Lorenz.....	Released
6/28	Bryan Anderson.....	Signed
	Chad Morton.....	Signed
	Matt Cassel.....	Signed
	Ryan Claridge.....	Signed

JULY, 2005

7/15	Scott Pioli.....	Signed to a contract extension
7/20	Nick Kaczur.....	Signed
	James Sanders.....	Signed
7/22	Ellis Hobbs.....	Signed
	DeCori Birmingham.....	Released
7/23	Earl Charles.....	Released
7/24	Bam Childress.....	Signed
	DeMarco McNeil.....	Released
7/25	Logan Mankins.....	Signed
7/27	Michael McGrew.....	Released
7/28	Ted Johnson.....	Retired
	Rich Musinski.....	Signed
	Bryan Anderson.....	Placed on PUP list
	Tedy Bruschi.....	Placed on PUP list
	Tim Dwight.....	Placed on PUP list
	Chad Morton.....	Placed on PUP list
	Bethel Johnson.....	Placed on PUP list
	Ethan Kelley.....	Placed on NFI list
7/29	Eugene Baker.....	Signed
	Bryan Anderson.....	Released
7/31	Jason Anderson.....	Signed

AUGUST, 2005

8/1	Tim Dwight.....	Activated from PUP list
	Ethan Kelley.....	Released
	Jake Schifino.....	Released
8/2	Mario Monds.....	Signed
8/3	Tom Sverchek.....	Signed
	Rich Musinski.....	Released
8/5	Ricky Bryant.....	Released
8/8	Matt Brandt.....	Signed
	Andy Stokes.....	Released
8/9	Matt Brandt.....	Released
8/14	Mario Monds.....	Released
8/15	Ifo Pili.....	Signed
	Ryan Claridge.....	Placed on Reserve / Injured
8/21	Rhett Kopp.....	Released
8/22	Andre' Davis.....	Acquired via Trade (CLV)
8/24	Eugene Baker.....	Released
8/25	Antuan Edwards.....	Released
8/29	Rohan Davey.....	Released
	Cedric Cobbs.....	Released
	Dexter Reid.....	Released
8/30	Jason Anderson, Robbie Gould, Ryan Krug, Chad Morton, Ifo Pili, Hank Poteat and Antonio Thomas.....	Released
	Bethel Johnson.....	Activated from PUP list
	Michael McGrew.....	Placed on Reserve / Injured

SEPTEMBER, 2005

9/3	Eric Alexander, Rodney Bailey, Kory Chapman, Bam Childress, Kyle Eckel, Joel Jacobs, Victor Leyva, Gene Mruczkowski, Jeff Roehl, P.K. Sam, Grant Steen, Tom Sverchek, David Terrell, Andre Torrey, Raymond Ventrone, Jed Weaver and Billy Yates.....	Released
9/4	Eric Alexander, Kory Chapman, Bam Childress, Ryan Krug, Jared Newberry, Raymond Ventrone and Billy Yates.....	Signed to the Practice Squad
9/5	Wesley Britt.....	Signed to the Practice Squad
9/7	Andre Torrey.....	Signed to the Practice Squad
	Raymond Ventrone.....	Released from Practice Squad
9/8	P.K. Sam.....	Signed to the Practice Squad
	Ryan Krug.....	Released from Practice Squad
9/9	Raymond Ventrone.....	Signed to the Practice Squad
	Andre Torrey.....	Released from Practice Squad
9/21	Santonio Thomas.....	Signed to the Practice Squad



THREE-TIME SUPER BOWL CHAMPIONS





2005 OFFENSIVE STATISTICS

WON 2, LOST 1

09/08 W 30-20	Oakland	68,756
09/18 L 17-27	at Carolina	73,528
09/25 W 23-20	at Pittsburgh	64,868
10/02	San Diego	
10/09	at Atlanta	
10/16	at Denver	
10/30	Buffalo	
11/07	Indianapolis	
11/13	at Miami	
11/20	New Orleans	
11/27	at Kansas City	
12/04	New York Jets	
12/11	at Buffalo	
12/17	Tampa Bay	
12/26	at New York Jets	
01/01	Miami	

	N.E.	Opp.
TOTAL FIRST DOWNS	60	50
Rushing	11	16
Passing	43	25
Penalty	6	9
3rd Down: Made/Att	18/46	12/40
3rd Down Pct.	39.1	30.0
4th Down: Made/Att	0/1	0/0
4th Down Pct.	0.0	0.0
POSSESSION AVG.	31:55	28:05
TOTAL NET YARDS	1093	857
Avg. Per Game	364.3	285.7
Total Plays	205	181
Avg. Per Play	5.3	4.7
NET YARDS RUSHING	192	275
Avg. Per Game	64.0	91.7
Total Rushes	77	81
NET YARDS PASSING	901	582
Avg. Per Game	300.3	194.0
Sacked/Yards Lost	5/47	7/53
Gross Yards	948	635
Att./Completions	123/78	93/41
Completion Pct.	63.4	44.1
Had Intercepted	2	1
PUNTS/AVERAGE	18/43.6	21/43.6
NET PUNTING AVG.	18/34.6	21/37.0
PENALTIES/YARDS	29/250	27/229
FUMBLES/BALL LOST	5/4	3/2
TOUCHDOWNS	8	8
Rushing	4	3
Passing	3	5
Returns	1	0

* SCORE BY PERIODS	Q1	Q2	Q3	Q4	OT	PTS
TEAM	24	7	19	20	0	70
OPPONENTS	24	17	6	20	0	67

* SCORING	TD	Ru	Pa	Rt	K-PAT	FG	S	PTS
Dillon	4	4	0	0				24
Vinatieri	0	0	0	0	7/ 8	5/ 6	0	22
Branch	1	0	1	0				6
Dwight	1	0	1	0				6
Graham	1	0	1	0				6
Vrabel	1	0	0	1				6
TEAM	8	4	3	1	7/ 8	5/ 6	0	70
OPPONENTS	8	3	5	0	7/ 7	4/ 6	0	67

2-Pt. Conversions: TEAM 0-0, OPPONENTS 0-1

SACKS: Seymour 2.0, Colvin 1.5, Green 1.0, McGinest 1.0, Vrabel 1.0, Wilfork 0.5, TEAM 7.0, OPPONENTS 5.0

* RUSHING	No.	Yds	Avg	Long	TD
Dillon	59	160	2.7	14	4
Faulk	14	28	2.0	4	0
Pass	1	5	5.0	5	0
Brady	3	-1	-1.3	0	0
TEAM	77	192	2.5	14	4
OPPONENTS	81	275	3.4	19	3

* RECEIVING	No.	Yds	Avg	Long	TD
Branch	21	237	11.3	29	1
Givens	16	217	13.6	30	0
T. Brown	13	181	13.9	71	0
Faulk	13	116	8.9	23	0
Watson	4	72	18.0	35	0
Dillon	4	53	13.3	25	0
Dwight	3	37	12.3	24	1
Graham	2	18	9.0	17	1
Pass	1	14	14.0	14	0
Johnson	1	3	3.0	3	0
TEAM	78	948	12.2	71	3
OPPONENTS	41	635	15.5	85t	5

* INTERCEPTIONS	No.	Yds	Avg	Long	TD
Vrabel	1	24	24.0	24t	1
Wilfork	0	0	---	---	0
TEAM	1	24	24.0	24t	1
OPPONENTS	2	5	2.5	5	0

* PUNTING	No.	Yds	Avg	Net	TB	In	Lg	B
Miller	17	785	46.2	34.6	0	4	56	1
TEAM	18	785	43.6	34.6	0	4	56	1
OPPONENTS	21	916	43.6	37.0	2	7	58	0

* PUNT RETURNS	Ret	FC	Yds	Avg	Long	TD
Dwight	9	1	99	11.0	28	0
T. Brown	0	4	0	---	---	0
TEAM	9	5	99	11.0	28	0
OPPONENTS	12	0	163	13.6	76	0

* KICKOFF RETURNS	No.	Yds	Avg	Long	TD
Hobbs	8	219	27.4	37	0
Faulk	3	65	21.7	26	0
Johnson	3	69	23.0	26	0
TEAM	14	353	25.2	37	0
OPPONENTS	14	335	23.9	44	0

* FIELD GOALS	1-19	20-29	30-39	40-49	50+
Vinatieri	0/ 0	1/ 1	1/ 1	3/ 3	0/1
TEAM	0/ 0	1/ 1	1/ 1	3/ 3	0/1
OPPONENTS	0/ 0	1/ 1	1/ 1	0/ 1	2/3
Vinatieri:	(26G)	(45G)	(53N, 48G, 35G, 43G)		
OPPONENTS:	(43N)	(51G, 52G)	(33G, 52N, 24G)		

* PASSING	Att	Cmp	Yds	Cmp%	Yds/Att	TD	TD%	Int	Int%	Long	Sack/Lost	Rating
Brady	123	78	948	63.4	7.71	3	2.4	2	1.6	71	5/ 47	88.4
TEAM	123	78	948	63.4	7.71	3	2.4	2	1.6	71	5/ 47	88.4
OPPONENTS	93	41	635	44.1	6.83	5	5.4	1	1.1	85t	7/ 53	80.7



THREE-TIME SUPER BOWL CHAMPIONS





2005 DEFENSIVE STATISTICS

Tackle Statistics Based on Coaches' Film Review

DEFENSIVE STATISTICS											SP. TEAMS					FUMBLES - LOST (5-4)					
Name	TT	UT	A	S/ YL	Int/	Yds	PD	FF	FR		TT	UT	A	FF	FR	Own					
																No.	Lost	Rec.	O.B.		
Richard Seymour	31	16	15	2.0	17.0	-	-	2	-	-	0	0	0	-	-	Kevin Faulk	2	2	0	0	
Monty Beisel	18	12	6	-	-	-	-	1	-	-	2	2	0	-	-		Tom Brady	1	1	0	0
Chad Brown	17	12	5	-	-	-	-	-	-	-	0	0	0	-	-			Benjamin Watson	1	1	0
Rodney Harrison	16	7	9	-	-	-	-	1	-	-	3	2	1	-	-		Tim Dwight		1	0	1
Eugene Wilson	15	7	8	-	-	-	-	3	-	1	2	1	1	-	-			Totals	5	4	1
Mike Vrabel	12	11	1	1.0	6.0	1	24	2	-	-	0	0	0	-	-						
Ty Warren	12	6	6	-	-	-	-	-	-	-	0	0	0	-	-						
Vince Wilfork	12	5	7	0.5	4.0	-	-	-	-	1	0	0	0	-	-						
Willie McGinest	11	10	1	1.0	9.0	-	-	1	-	-	0	0	0	-	-						
Jarvis Green	11	7	4	1.0	13.0	-	-	-	1	-	0	0	0	-	-						
Guss Scott	7	6	1	-	-	-	-	-	-	-	4	2	2	-	-						
Asante Samuel	6	4	2	-	-	-	-	3	-	-	0	0	0	-	-						
Rosevelt Colvin	5	4	1	1.5	4.0	-	-	-	-	-	0	0	0	-	-						
Duane Starks	4	2	2	-	-	-	-	1	-	-	0	0	0	-	-						
Ellis Hobbs	4	2	2	-	-	-	-	-	-	-	1	0	1	-	-						
Randall Gay	2	2	0	-	-	-	-	1	-	-	3	2	1	-	-	Troy Brown	1	0	0	0	
Chad Scott	2	2	0	-	-	-	-	-	-	-	0	0	0	-	-		Matt Light	1	0	0	0
Matt Chatham	2	0	2	-	-	-	-	-	-	-	4	1	3	-	-			Kevin Faulk	1	0	0
Tyrone Poole	1	1	0	-	-	-	-	-	-	-	0	0	0	-	-		Deion Branch		1	0	0
Don Davis	0	0	0	-	-	-	-	-	-	-	6	0	6	-	-			Dan Koppen	1	0	0
Wesly Mallard	0	0	0	-	-	-	-	-	-	-	3	2	1	-	-	Logan Mankins	1	0	0	0	
Bethel Johnson	0	0	0	-	-	-	-	-	-	-	2	2	0	-	-	Totals	6	0	0	0	
Larry Izzo	0	0	0	-	-	-	-	-	-	-	2	2	0	-	-						
Benjamin Watson	0	0	0	-	-	-	-	-	-	-	1	1	0	-	-						
Patrick Pass	0	0	0	-	-	-	-	-	-	-	1	0	1	-	-						
Dan Klecko	0	0	0	-	-	-	-	-	-	-	1	0	1	-	-						
Lonie Paxton	0	0	0	-	-	-	-	-	-	-	1	0	1	-	-						
Tim Dwight	0	0	0	-	-	-	-	-	-	1	0	0	0	-	1						
Totals	188	116	72	7.0	53.0	1	24	15	1	2	36	17	19	0	1						

BLOCKED KICKS			
	XP	FG	P
Totals	0	0	0

MISC. OFFENSIVE STATS				
	Tkl	Ast	FF	FR
Troy Brown	1	0	0	0
Matt Light	1	0	0	0
Kevin Faulk	1	0	0	0
Deion Branch	1	0	0	0
Dan Koppen	1	0	0	0
Logan Mankins	1	0	0	0
Totals	6	0	0	0

LEGEND

TT- Total Tackles	PD- Pass Defensed
UT- Unassisted Tackles	FF- Forced Fumbles
A- Assists	FR- Fumbles Recovered
S/Yds- Sacks/Yards Lost	Tack. T.O. - Tackles off Turnovers
I/Ret.- Interceptions/Return Yards	O.B. - Out of Bounds



THREE-TIME SUPER BOWL CHAMPIONS





HOW THE 2005 PATRIOTS WERE BUILT

YEAR	DRAFTEES (27)	AS OF SEPTEMBER 26, 2005 VETERAN FREE AGENTS (15)	WAIVERS (1) / TRADES (3)	ROOKIE AND FIRST-YEAR FREE AGENTS (7)
1993	Troy Brown (8)			
1994	Willie McGinest (1)			
1995				
1996				Adam Vinatieri (fa)
1997				
1998				
1999	Kevin Faulk (2)			
2000	Tom Brady (6b) Patrick Pass (7b)		Matt Chatham (fa) (cw-STL)	Lonie Paxton (fa)
2001	Richard Seymour (1) Matt Light (2)	Larry Izzo (fa) (MIA) Mike Vrabel (3) (PIT)		Tom Ashworth (fa) Stephen Neal (fa)
2002	Daniel Graham (1) Deion Branch (2) Jarvis Green (4b) David Givens (7b)	Christian Fauria (2) (SEA)		Russ Hochstein (5)
2003	Ty Warren (1) Eugene Wilson (2a) Bethel Johnson (2b) Dan Klecko (D4a) Asante Samuel (4b) Dan Koppen (5) Tully Banta-Cain (7b)	Rosevelt Colvin (4) (CHI) Don Davis (fa) (STL) Brandon Gorin (7) (SD) Rodney Harrison (5) (SD) Tyrone Poole (1) (DEN)		
2004	Vince Wilfork (1a) Benjamin Watson (1b) Marquise Hill (2) Guss Scott (3)	Josh Miller (fa) (PIT)	Corey Dillon (2) (tr-CIN)	Randall Gay (fa)
2005	Logan Mankins (1) Ellis Hobbs (3a) Nick Kaczur (3b) James Sanders (4) Matt Cassel (7a)	Monty Beisel (4) (KC) Chad Brown (2) (SEA) Tim Dwight (4) (SD) Doug Flutie (11) (SD) Wesly Mallard (6) (NYG) Chad Scott (1) (PIT)	Duane Starks (1) (tr-ARZ) Andre' Davis (2) (tr-CLV)	Mike Wright (fa)

INJURED RESERVE (2)

Ryan Claridge (D5-05)
Michael McGrew (FA-05)

RESERVE/PUP (1)

Tedy Bruschi (D3-96)

^ Restricted Free Agent

(#) - indicates round drafted

(fa) - indicates non-drafted free agents



THREE-TIME SUPER BOWL CHAMPIONS





UNOFFICIAL 2005 DEPTH CHART

Unofficial depth chart compiled by Patriots Media Relations, Sept. 26, 2005

OFFENSE

WR: 83 Deion Branch (3/3/0/0)	86 Tim Dwight (3/0/0/0)	81 Bethel Johnson (1/0/0/2)
LT: 72 Matt Light (3/3/0/0)	<u>77 Nick Kaczur (3/0/0/0)</u>	
LG: <u>70 Logan Mankins (3/3/0/0)</u>	71 Russ Hochstein (3/0/0/0)	
C: 67 Dan Koppen (3/3/0/0)	71 Russ Hochstein (3/0/0/0)	
RG: 61 Stephen Neal (3/3/0/0)	71 Russ Hochstein (3/0/0/0)	
RT: 68 Tom Ashworth (3/3/0/0)	76 Brandon Gorin (0/0/0/3)*	
TE: 82 Daniel Graham (3/3/0/0)	84 Benjamin Watson (3/3/0/0)	88 Christian Fauria (3/1/0/0)
WR: 87 David Givens (3/2/0/0)	80 Troy Brown (3/0/0/0)	18 Andre' Davis (0/0/0/3)*
QB: 12 Tom Brady (3/3/0/0)	2 Doug Flutie (0/0/3/0)	<u>16 Matt Cassel (0/0/0/3)*</u>
RB: 28 Corey Dillon (3/3/0/0)	33 Kevin Faulk (3/0/0/0)	
FB: 35 Patrick Pass (3/0/0/0)		

DEFENSE

LE: 94 Ty Warren (3/3/0/0)	91 Marquise Hill (2/0/0/1)	
DT: 75 Vince Wilfork (3/3/0/0)	90 Dan Klecko (2/0/0/1)*	
DT: 93 Richard Seymour (3/3/0/0)	<u>99 Mike Wright (2/0/1/0)</u>	
RE: 97 Jarvis Green (3/1/0/0)	91 Marquise Hill (2/0/0/1)	
OLB: 50 Mike Vrabel (3/3/0/0)	48 Tully Banta-Cain (1/0/0/2)	58 Matt Chatham (3/0/0/0)
MLB: 52 Monty Beisel (3/3/0/0)	98 Chad Brown (3/2/0/0)	53 Larry Izzo (3/0/0/0) 51 Don Davis (3/0/0/0)
OLB: 55 Willie McGinest (3/3/0/0)	59 Roosevelt Colvin (3/0/0/0)	96 Wesly Mallard (2/0/0/1)*
LCB: 22 Asante Samuel (3/3/0/0)	<u>27 Ellis Hobbs (3/0/0/0)</u>	38 Tyrone Poole (1/1/0/2)*
RCB: 23 Duane Starks (2/1/0/1)	30 Chad Scott (2/0/0/1)	21 Randall Gay (2/1/0/1)*
FS: 26 Eugene Wilson (3/3/0/0)	<u>36 James Sanders (0/0/0/3)*</u>	
SS: 37 Rodney Harrison (3/3/0/0)	29 Guss Scott (3/0/0/0)	

SPECIAL TEAMS

K: 4 Adam Vinatieri (3/0/0/0)	8 Josh Miller (3/0/0/0)	
P: 8 Josh Miller (3/0/0/0)	4 Adam Vinatieri (3/0/0/0)	
H: 8 Josh Miller (3/0/0/0)	12 Tom Brady (3/3/0/0)	
PR: 86 Tim Dwight (3/0/0/0)	80 Troy Brown (3/0/0/0)	33 Kevin Faulk (3/0/0/0)
KR: <u>27 Ellis Hobbs (3/0/0/0)</u>	81 Bethel Johnson (1/0/0/2)	33 Kevin Faulk (3/0/0/0)
LS: 66 Lonie Paxton (3/0/0/0)	71 Russ Hochstein (3/0/0/0)	

*- Player was inactive for last week's game
Rookie and first-year players are underlined

PATRIOTS PRONUNCIATION GUIDE

Monty Beisel.....	BYE-zul	Bethel Johnson	BETH-ull
Matt Cassel	CASTLE	Nick Kaczur	KÄ-zur
Christian Fauria	FOUR-ee-ay	Dan Koppen.....	COPE-en
Marquise Hill	mar-KEESE	Adam Vinatieri	vin-a-TERRY
Russ Hochstein.....	HOKE-stine		



THREE-TIME SUPER BOWL CHAMPIONS





2005 ALPHABETICAL ROSTER

September 26, 2005

#	NAME	POS	HT	WT	BORN	YR	COLLEGE	H.S. HOMETOWN
68	Ashworth, Tom	T	6-6	305	10/10/77	4	Colorado	Englewood, Colo.
48	Banta-Cain, Tully	LB	6-2	250	08/28/80	3	California	Sunnyvale, Calif.
52	Beisel, Monty	LB	6-3	238	08/20/78	5	Kansas State	Douglass, Kan.
12	Brady, Tom	QB	6-4	225	08/03/77	6	Michigan	San Mateo, Calif.
83	Branch, Deion	WR	5-9	193	07/18/79	4	Louisville	Albany, Ga.
98	Brown, Chad	LB	6-2	245	07/12/70	13	Colorado	Altadena, Calif.
80	Brown, Troy	WR	5-10	196	07/02/71	13	Marshall	Blackville, S.C.
16	Cassel, Matt	QB	6-4	222	05/17/82	R	Southern California	Northridge, Calif.
58	Chatham, Matt	LB	6-4	250	06/28/77	6	South Dakota	Sioux City, Iowa
59	Colvin, Rosevelt	LB	6-3	250	09/05/77	7	Purdue	Indianapolis, Ind.
18	Davis, Andre'	WR	6-1	195	06/12/79	4	Virginia Tech	Niskayuna, N.Y.
51	Davis, Don	LB	6-1	235	12/17/72	10	Kansas	Olathe, Kan.
28	Dillon, Corey	RB	6-1	225	10/24/74	9	Washington	Seattle, Wash.
86	Dwight, Tim	WR	5-8	180	07/13/75	8	Iowa	Iowa City, Iowa
33	Faulk, Kevin	RB	5-8	202	06/05/76	7	Louisiana State	Carencro, La.
88	Fauria, Christian	TE	6-4	250	09/22/71	11	Colorado	Encino, Calif.
2	Flutie, Doug	QB	5-10	180	10/23/62	12	Boston College	Natick, Mass.
21	Gay, Randall	CB	5-11	186	05/05/82	2	Louisiana State	Brusly, La.
87	Givens, David	WR	6-0	215	08/16/80	4	Notre Dame	Humble, Texas
76	Gorin, Brandon	T	6-6	308	07/17/78	4	Purdue	Muncie, Ind.
82	Graham, Daniel	TE	6-3	257	11/16/78	4	Colorado	Denver, Colo.
97	Green, Jarvis	DL	6-3	290	01/12/79	4	Louisiana State	Donaldsonville, La.
37	Harrison, Rodney	S	6-1	220	12/15/72	12	Western Illinois	Chicago, Ill.
91	Hill, Marquise	DE	6-6	300	08/07/82	2	Louisiana State	New Orleans, La.
27	Hobbs, Ellis	CB	5-9	188	05/16/83	R	Iowa State	DeSoto, Texas
71	Hochstein, Russ	G	6-4	305	10/07/77	5	Nebraska	Hartington, Neb.
53	Izzo, Larry	LB	5-10	228	09/26/74	10	Rice	Houston, Texas
81	Johnson, Bethel	WR	5-11	200	02/11/79	3	Texas A&M	Corsicana, Texas
77	Kaczur, Nick	T	6-4	319	07/28/79	R	Toledo	Brantford, Ontario
90	Klecko, Dan	DL	5-11	275	01/12/81	3	Temple	Colts Neck, N.J.
67	Koppen, Dan	C	6-2	296	09/12/79	3	Boston College	Whitehall, Pa.
72	Light, Matt	T	6-4	305	06/23/78	5	Purdue	Greenville, Ohio
96	Mallard, Wesly	LB	6-1	230	11/21/78	4	Oregon	Columbus, Ga.
70	Mankins, Logan	OL	6-4	307	03/10/82	R	Fresno State	Catheys Valley, Calif.
55	McGinest, Willie	LB	6-5	270	12/11/71	12	Southern California	Long Beach, Calif.
8	Miller, Josh	P	6-4	225	07/14/70	10	Arizona	Rockaway, N.Y.
61	Neal, Stephen	G	6-4	305	10/09/76	4	Cal State-Bakersfield	San Diego, Calif.
35	Pass, Patrick	FB	5-10	217	12/31/77	6	Georgia	Tucker, Ga.
66	Paxton, Lonie	LS	6-2	260	03/13/78	6	Sacramento State	Corona, Calif.
38	Poole, Tyrone	CB	5-8	188	02/03/72	10	Fort Valley State	LaGrange, Ga.
22	Samuel, Asante	CB	5-10	185	01/06/81	3	Central Florida	Ft. Lauderdale, Fla.
36	Sanders, James	S	5-10	207	11/11/83	R	Fresno State	Porterville, Calif.
30	Scott, Chad	CB	6-1	202	09/06/74	9	Maryland	Capitol Heights, Md.
29	Scott, Guss	S	5-10	205	05/21/82	2	Florida	Jacksonville, Fla.
93	Seymour, Richard	DL	6-6	310	10/06/79	5	Georgia	Gadsden, S.C.
23	Starks, Duane	CB	5-10	174	05/23/74	8	Miami (Fla.)	Miami, Fla.
4	Vinatieri, Adam	K	6-0	202	12/28/72	10	South Dakota State	Rapid City, S.D.
50	Vrabel, Mike	LB	6-4	261	08/14/75	9	Ohio State	Akron, Ohio
94	Warren, Ty	DL	6-5	300	02/06/81	3	Texas A&M	Bryan, Texas
84	Watson, Benjamin	TE	6-3	253	12/18/80	2	Georgia	Rock Hill, S.C.
75	Wilfork, Vince	DL	6-2	325	11/04/81	2	Miami (Fla.)	Boynton Beach, Fla.
26	Wilson, Eugene	DB	5-10	195	08/17/80	3	Illinois	Merrillville, Ind.
99	Wright, Mike	DL	6-4	295	03/01/82	R	Cincinnati	Cincinnati, Ohio

PRACTICE SQUAD

49	Alexander, Eric	LB	6-2	240	02/08/82	2	Louisiana State	Port Arthur, Texas
65	Britt, Wesley	T	6-8	314	11/21/81	R	Alabama	Cullman, Ala.
13	Childress, Bam	WR	5-10	185	03/31/82	R	Ohio State	Warrensville Heights, Ohio
46	Newberry, Jared	LB	6-1	234	11/11/81	R	Stanford	Minneapolis, Minn.
14	Sam, P.K.	WR	6-3	210	02/26/83	2	Florida State	Buford, Ga.
92	Thomas, Santonio	DL	6-4	308	07/02/81	R	Miami (Fla.)	Belle Glade, Fla.
41	Ventrone, Raymond	S	5-10	200	10/21/82	R	Villanova	Pittsburgh, Pa.
74	Yates, Billy	G	6-2	305	04/15/80	2	Texas A&M	Fort Worth, Texas

HEAD COACH: BILL BELICHICK

ASSISTANTS: Joel Collier, Assistant Secondary; Brian Daboll, Wide Receivers; Ivan Fears, Running Backs; Pepper Johnson, Defensive Line; Eric Mangini, Defensive Coordinator; Pete Mangurian, Tight Ends; Josh McDaniels, Quarterbacks; Harold Nash, Assistant Strength and Conditioning; Matt Patricia, Assistant Offensive Line; Dean Pees, Linebackers; Dante Scarnecchia, Assistant Head Coach/Offensive Line; Brad Seely, Special Teams; Mike Woicik, Strength and Conditioning.



THREE-TIME SUPER BOWL CHAMPIONS





2005 NUMERICAL ROSTER

September 26, 2005

#	NAME	POS	HT	WT	AGE	YR	COLLEGE	HOW ACQ.	P/S/D/I
2	Doug Flutie	QB	5-10	180	42	12	Boston College	FA (SD)-05	0/0/3/0
4	Adam Vinatieri	K	6-0	202	32	10	South Dakota State	FA-96	3/0/0/0
8	Josh Miller	P	6-4	225	35	10	Arizona	FA (PIT)-04	3/0/0/0
12	Tom Brady	QB	6-4	225	28	6	Michigan	D6b-00	3/3/0/0
16	Matt Cassel	QB	6-4	222	23	R	Southern California	D7a-05	0/0/0/3
18	Andre' Davis	WR	6-1	195	26	4	Virginia Tech	TR (CLV)-05	0/0/0/3
21	Randall Gay	CB	5-11	186	23	2	Louisiana State	FA-04	2/1/0/1
22	Asante Samuel	CB	5-10	185	24	3	Central Florida	D4b-03	3/3/0/0
23	Duane Starks	CB	5-10	174	31	8	Miami (Fla.)	TR (ARZ)-05	2/1/0/1
26	Eugene Wilson	DB	5-10	195	25	3	Illinois	D2a-03	3/3/0/0
27	Ellis Hobbs	CB	5-9	188	22	R	Iowa State	D3a-05	3/0/0/0
28	Corey Dillon	RB	6-1	225	30	9	Washington	TR (CIN)-04	3/3/0/0
29	Guss Scott	S	5-10	205	23	2	Florida	D3-04	3/0/0/0
30	Chad Scott	CB	6-1	202	31	9	Maryland	FA (PIT)-05	2/0/0/1
33	Kevin Faulk	RB	5-8	202	29	7	Louisiana State	D2-99	3/0/0/0
35	Patrick Pass	FB	5-10	217	27	6	Georgia	D7b-00	3/0/0/0
36	James Sanders	S	5-10	207	21	R	Fresno State	D4-05	0/0/0/3
37	Rodney Harrison	S	6-1	220	32	12	Western Illinois	FA (SD)-03	3/3/0/0
38	Tyrone Poole	CB	5-8	188	33	10	Fort Valley State	UFA (DEN)-03	1/1/0/2
48	Tully Banta-Cain	LB	6-2	250	25	3	California	D7b-03	1/0/0/2
50	Mike Vrabel	LB	6-4	261	30	9	Ohio State	UFA (PIT)-01	3/3/0/0
51	Don Davis	LB	6-1	235	32	10	Kansas	UFA (STL)-03	3/0/0/0
52	Monty Beisel	LB	6-3	238	27	5	Kansas State	UFA (KC)-05	3/3/0/0
53	Larry Izzo	LB	5-10	228	31	10	Rice	UFA (MIA)-01	3/0/0/0
55	Willie McGinest	LB	6-5	270	33	12	Southern California	D1-94	3/3/0/0
58	Matt Chatham	LB	6-4	250	27	6	South Dakota	CW-00	3/0/0/0
59	Rosevelt Colvin	LB	6-3	250	28	7	Purdue	UFA (CHI)-03	3/0/0/0
61	Stephen Neal	G	6-4	305	28	4	Cal State-Bakersfield	FA-01	3/3/0/0
66	Lonie Paxton	LS	6-2	260	27	6	Sacramento State	FA-00	3/0/0/0
67	Dan Koppen	C	6-2	296	26	3	Boston College	D5-03	3/3/0/0
68	Tom Ashworth	T	6-6	305	27	4	Colorado	FA-01	3/3/0/0
70	Logan Mankins	OL	6-4	307	23	R	Fresno State	D1-05	3/3/0/0
71	Russ Hochstein	G	6-4	305	27	5	Nebraska	FA-03	3/0/0/0
72	Matt Light	T	6-4	305	27	5	Purdue	D2-01	3/3/0/0
75	Vince Wilfork	DL	6-2	325	24	2	Miami (Fla.)	D1a-04	3/3/0/0
76	Brandon Gorin	T	6-6	308	27	4	Purdue	FA-03	0/0/0/3
77	Nick Kaczur	T	6-4	319	26	R	Toledo	D3b-05	3/0/0/0
80	Troy Brown	WR	5-10	196	34	13	Marshall	D8-93	3/0/0/0
81	Bethel Johnson	WR	5-11	200	25	3	Texas A&M	D2b-03	1/0/0/2
82	Daniel Graham	TE	6-3	257	25	4	Colorado	D1-02	3/3/0/0
83	Deion Branch	WR	5-9	193	26	4	Louisville	D2-02	3/3/0/0
84	Benjamin Watson	TE	6-3	253	29	2	Georgia	D1b-04	3/3/0/0
86	Tim Dwight	WR	5-8	180	30	8	Iowa	FA-05	3/0/0/0
87	David Givens	WR	6-0	215	25	4	Notre Dame	D7b-02	3/2/0/0
88	Christian Fauria	TE	6-4	250	34	11	Colorado	UFA (SEA)-02	3/1/0/0
90	Dan Klecko	DL	5-11	275	24	3	Temple	D4a-03	2/0/0/1
91	Marquise Hill	DE	6-6	300	23	2	Louisiana State	D2-04	2/0/0/1
93	Richard Seymour	DL	6-6	310	25	5	Georgia	D1-01	3/3/0/0
94	Ty Warren	DL	6-5	300	24	3	Texas A&M	D1-03	3/3/0/0
96	Wesly Mallard	LB	6-1	230	26	4	Oregon	FA (NYG)-05	2/0/0/1
97	Jarvis Green	DL	6-3	290	26	4	Louisiana State	D4b-02	3/1/0/0
98	Chad Brown	LB	6-2	245	35	13	Colorado	FA (SEA)-05	3/2/0/0
99	Mike Wright	DL	6-4	295	23	R	Cincinnati	FA-05	2/0/1/0

RESERVE / PHYSICALLY UNABLE TO PERFORM

54	Tedy Bruschi	LB	6-1	247	32	10	Arizona	D3-96	0/0/0/0
----	--------------	----	-----	-----	----	----	---------	-------	---------

RESERVE / INJURED

47	Ryan Claridge	LB	6-2	254	24	R	Nevada-Las Vegas	D5-05	-/-/-/-
15	Michael McGrew	WR	6-2	201	23	R	Virginia	FA-05	-/-/-/-

HEAD COACH: BILL BELICHICK

ASSISTANTS: Joel Collier, Assistant Secondary; Brian Daboll, Wide Receivers; Ivan Fears, Running Backs; Pepper Johnson, Defensive Line; Eric Mangini, Defensive Coordinator; Pete Mangurian, Tight Ends; Josh McDaniels, Quarterbacks; Harold Nash, Assistant Strength and Conditioning; Matt Patricia, Assistant Offensive Line; Dean Pees, Linebackers; Dante Scarnecchia, Assistant Head Coach/Offensive Line; Brad Seely, Special Teams; Mike Woicik, Strength and Conditioning.

Ages as of Oct. 2, 2005



THREE-TIME SUPER BOWL CHAMPIONS





2005 ROSTER BY POSITION

September 26, 2005

#	NAME	POS	HT	WT	BORN	YR	COLLEGE	H.S. HOMETOWN
DEFENSIVE LINE (7)								
97	Green, Jarvis	DL	6-3	290	01/12/79	4	Louisiana State	Donaldsonville, La.
91	Hill, Marquise	DE	6-6	300	08/07/82	2	Louisiana State	New Orleans, La.
90	Klecko, Dan	DL	5-11	275	01/12/81	3	Temple	Colts Neck, N.J.
93	Seymour, Richard	DL	6-6	310	10/06/79	5	Georgia	Gadsden, S.C.
94	Warren, Ty	DL	6-5	300	02/06/81	3	Texas A&M	Bryan, Texas
75	Wilfork, Vince	DL	6-2	325	11/04/81	2	Miami (Fla.)	Boynton Beach, Fla.
99	Wright, Mike	DL	6-4	295	03/01/82	R	Cincinnati	Cincinnati, Ohio
LINEBACKER (10)								
48	Banta-Cain, Tully	LB	6-2	250	08/28/80	3	California	Sunnyvale, Calif.
52	Beisel, Monty	LB	6-3	238	08/20/78	5	Kansas State	Douglass, Kansas
98	Brown, Chad	LB	6-2	245	07/12/70	13	Colorado	Altadena, Calif.
58	Chatham, Matt	LB	6-4	250	06/28/77	6	South Dakota	Sioux City, Iowa
59	Colvin, Rosevelt	LB	6-3	250	09/05/77	7	Purdue	Indianapolis, Ind.
51	Davis, Don	LB	6-1	235	12/17/72	10	Kansas	Olathe, Kan.
53	Izzo, Larry	LB	5-10	228	09/26/74	10	Rice	Houston, Texas
96	Mallard, Wesly	LB	6-1	230	11/21/78	4	Oregon	Columbus, Ga.
55	McGinest, Willie	LB	6-5	270	12/11/71	12	Southern California	Long Beach, Calif.
50	Vrabel, Mike	LB	6-4	261	08/14/75	9	Ohio State	Akron, Ohio
CORNERBACK (6)								
21	Gay, Randall	CB	5-11	186	05/05/82	2	Louisiana State	Brusly, La.
27	Hobbs, Ellis	CB	5-9	188	05/16/83	R	Iowa State	DeSoto, Texas
38	Poole, Tyrone	CB	5-8	188	02/03/72	10	Fort Valley State	LaGrange, Ga.
22	Samuel, Asante	CB	5-10	185	01/06/81	3	Central Florida	Ft. Lauderdale, Fla.
30	Scott, Chad	CB	6-1	202	09/06/74	9	Maryland	Capitol Heights, Md.
23	Starks, Duane	CB	5-10	174	05/23/74	8	Miami (Fla.)	Miami, Fla.
SAFETY (4)								
37	Harrison, Rodney	S	6-1	220	12/15/72	12	Western Illinois	Chicago, Ill.
36	Sanders, James	S	5-10	207	11/11/83	R	Fresno State	Porterville, Calif.
29	Scott, Guss	S	5-10	205	05/21/82	2	Florida	Jacksonville, Fla.
26	Wilson, Eugene	DB	5-10	195	08/17/80	3	Illinois	Merrillville, Ind.
OFFENSIVE LINE (8)								
68	Ashworth, Tom	T	6-6	305	10/10/77	4	Colorado	Englewood, Colo.
76	Gorin, Brandon	T	6-6	308	07/17/78	4	Purdue	Muncie, Ind.
71	Hochstein, Russ	G	6-4	305	10/07/77	5	Nebraska	Hartington, Neb.
77	Kaczur, Nick	T	6-4	319	07/28/79	R	Toledo	Brantford, Ontario
67	Koppen, Dan	C	6-2	296	09/12/79	3	Boston College	Whitehall, Pa.
72	Light, Matt	T	6-4	305	06/23/78	5	Purdue	Greenville, Ohio
70	Mankins, Logan	OL	6-4	307	03/10/82	R	Fresno State	Catheys Valley, Calif.
61	Neal, Stephen	G	6-4	305	10/09/76	4	Cal State-Bakersfield	San Diego, Calif.
QUARTERBACK (3)								
12	Brady, Tom	QB	6-4	225	08/03/77	6	Michigan	San Mateo, Calif.
16	Cassel, Matt	QB	6-4	222	05/17/82	R	Southern California	Northridge, Calif.
2	Flutie, Doug	QB	5-10	180	10/23/62	12	Boston College	Natick, Mass.
WIDE RECEIVER (6)								
83	Branch, Deion	WR	5-9	193	07/18/79	4	Louisville	Albany, Ga.
80	Brown, Troy	WR	5-10	196	07/02/71	13	Marshall	Blackville, S.C.
18	Davis, Andre'	WR	6-1	195	06/12/79	4	Virginia Tech	Niskayuna, N.Y.
86	Dwight, Tim	WR	5-8	180	07/13/75	8	Iowa	Iowa City, Iowa
87	Givens, David	WR	6-0	215	08/16/80	4	Notre Dame	Humble, Texas
81	Johnson, Bethel	WR	5-11	200	02/11/79	3	Texas A&M	Corsicana, Texas
RUNNING BACK (2)								
28	Dillon, Corey	RB	6-1	225	10/24/74	9	Washington	Seattle, Wash.
33	Faulk, Kevin	RB	5-8	202	06/05/76	7	Louisiana State	Carencro, La.
FULLBACK (1)								
35	Pass, Patrick	FB	5-10	217	12/31/77	6	Georgia	Tucker, Ga.
TIGHT END (3)								
88	Fauria, Christian	TE	6-4	250	09/22/71	11	Colorado	Encino, Calif.
82	Graham, Daniel	TE	6-3	257	11/16/78	4	Colorado	Denver, Colo.
84	Watson, Benjamin	TE	6-3	253	12/18/80	2	Georgia	Rock Hill, S.C.
SPECIALISTS (3)								
8	Miller, Josh	P	6-4	225	07/14/70	10	Arizona	Rockaway, N.Y.
66	Paxton, Lonie	LS	6-2	260	03/13/78	6	Sacramento State	Corona, Calif.
4	Vinatieri, Adam	K	6-0	202	12/28/72	10	South Dakota State	Rapid City, S.D.
RESERVE / PHYSICALLY UNABLE TO PERFORM (1)								
54	Bruschi, Teddy	LB	6-1	247	06/09/73	10	Arizona	Roseville, Calif.
RESERVE/INJURED (2)								
47	Claridge, Ryan	LB	6-2	254	04/12/81	R	Nevada-Las Vegas	Almont, Mich.
15	McGrew, Michael	WR	6-2	201	05/17/82	R	Virginia	Birmingham, Ala.



THREE-TIME SUPER BOWL CHAMPIONS





PATRIOTS IN CONTEXT

THREE NFL TITLES OVER A FOUR-YEAR SPAN

Team	Era	Champ. Seasons
New England Patriots	2001-Present	2001, 2003, 2004
Dallas Cowboys	1992-1995	1992, 1993, 1995
Green Bay Packers	1965-1967	1965, 1966, 1967
Chicago Bears	1940-1943	1940, 1941, 1943
Green Bay Packers	1929-1931	1929, 1930, 1931

NOTE: NFL Champions have been determined as follows – First-place team in the final standings (1920-32); Winner of the NFL championship game (1933-65); Winner of the Super Bowl (1966-present).

BACK-TO-BACK SUPER BOWL CHAMPIONS

Team	Seasons	Championship Game Results
NE	2003-2004	Def. Carolina in Super Bowl XXXVIII, 32-29 Def. Philadelphia in Super Bowl XXXIX, 24-21 Def. Green Bay in Super Bowl XXXII, 31-24
DEN	1997-1998	Def. Atlanta in Super Bowl XXXIII, 34-19 Def. Buffalo in Super Bowl XXVII, 52-17
DAL	1992-1993	Def. Buffalo in Super Bowl XXVII, 30-13 Def. Cincinnati in Super Bowl XXIII, 20-16
SF	1988-1989	Def. Denver in Super Bowl XXIV, 55-10 Def. Dallas in Super Bowl XIII, 35-31
PIT	1978-1979	Def. L.A. Rams in Super Bowl XIV, 31-19 Def. Minnesota in Super Bowl IX, 16-6
PIT	1974-1975	Def. Dallas in Super Bowl X, 21-17 Def. Washington in Super Bowl VII, 14-7
MIA	1972-1973	Def. Minnesota in Super Bowl VIII, 24-7 Def. Kansas City in Super Bowl I, 35-10
GB	1966-1967	Def. Oakland in Super Bowl II, 33-14

NOTE: There were eight back-to-back NFL champions in the pre-Super Bowl Era (1920-1965). In addition to those eight occurrences, Green Bay won three titles in a row from 1929-1931 and also won three consecutive titles from 1965-1967 (including the 1965 NFL championship game and the first two Super Bowls in 1966 and 1967). No team has won three consecutive Super Bowls.

ALL-TIME SUPER BOWL VICTORIES

Team	Titles	Championship Seasons
Dallas Cowboys.....	5	1971, 1977, 1992, 1993, 1995
San Francisco 49ers	5	1981, 1984, 1988, 1989, 1994
Pittsburgh Steelers	4	1974, 1975, 1978, 1979
New England Patriots	3	2001, 2003, 2004
Green Bay Packers	3	1966, 1967, 1996
Washington Redskins	3	1982, 1987, 1991
Oakland/L.A. Raiders.....	3	1976, 1980, 1983
Denver Broncos	2	1997, 1998
New York Giants	2	1986, 1990
Miami Dolphins	2	1972, 1973

NOTE: Teams are sorted by most recent championship season

PRO FOOTBALL'S LONGEST WINNING STREAKS

Includes postseason games

Wins	Team	Years	League
21.....	New England Patriots.....	2003-04.....	NFL
18.....	Denver Broncos.....	1997-98	NFL
18.....	San Francisco 49ers.....	1989-90	NFL
18.....	Miami Dolphins	1972-73	NFL
18.....	Cleveland Browns	1947-48	AAFC
18.....	Chicago Bears	1941-42	NFL
18.....	Chicago Bears	1933-34	NFL
17.....	Oakland Raiders	1976-77	NFL

Includes teams from the NFL (1920-Present), All American Football Conference (1946-49) and American Football League (1960-69).

NFL'S ALL-TIME BEST SINGLE-SEASON RECORDS

(Regular-season and postseason only)

Year	Team	Total	Reg	Post
1985	Bears	18-1	15-1	3-0
1984	49ers	18-1	15-1	3-0
1972	Dolphins	17-0	14-0	3-0
2004	Patriots	17-2	14-2	3-0
2003	Patriots	17-2	14-2	3-0
1998	Broncos	17-2	14-2	3-0
1991	Redskins	17-2	14-2	3-0
1989	49ers	17-2	14-2	3-0
1986	Giants	17-2	14-2	3-0
1978	Steelers	17-2	14-2	3-0

CLOSEST SUPER BOWL GAMES

Season	Game	Winner	Loser	Score	Margin
1990	XXV	NYG	BUF	20-19	1
2004	XXXIX	NE	PHI	24-21	3
2003	XXXVIII	NE	CAR	32-29	3
2001	XXXVI	NE	STL (Rams)	20-17	3
1970	V	BAL (Colts)	DAL	16-13	3
1988	XXIII	SF	CIN	20-16	4
1978	XIII	PIT	DAL	35-31	4
1975	X	PIT	DAL	21-17	4

MOST VICTORIES IN A TWO-YEAR SPAN

Including regular-season and playoff games

Team	Wins	Seasons	Year 1	Year 2	Record	Pct.
NE	34	2003-2004	17-2	17-2	34-4	.895
DEN	33	1997-1998	16-4	17-2	33-6	.846
MIA	32	1972-1973	17-0	15-2	32-2	.941
CHI	32	1985-1986	18-1	14-3	32-4	.889
SF	32	1989-1990	17-2	15-3	32-5	.865
PIT	32	1978-1979	17-2	15-4	32-6	.842

ALL-TIME NFL POSTSEASON STANDINGS

(Minimum 10 Postseason Games, Since 1920)

Team	W	L	Pct.
Green Bay Packers	24.....	14.....	.632
New England Patriots	16.....	10.....	.615
San Francisco 49ers	25.....	17.....	.595
Washington Redskins.....	22.....	15.....	.595
Dallas Cowboys.....	32.....	22.....	.593

NFL'S LONGEST POSTSEASON WINNING STREAKS

Team	Consec. Wins	Seasons
New England Patriots	9	2001, 2003-04
Green Bay Packers	9	1961-62, 1965-67
Denver Broncos.....	7	1997-98
Dallas Cowboys.....	7	1992-94
San Francisco 49ers	7	1988-90
Pittsburgh Steelers	7	1974-76

ALL-TIME SUPER BOWL APPEARANCES

(Since 1966)

Team	Conference	No.
Dallas Cowboys.....	N	8
Denver Broncos.....	A	6
New England Patriots	A	5
Miami Dolphins	A	5
Pittsburgh Steelers	A	5
Oakland/L.A. Raiders	A	5
San Francisco 49ers	N	5
Washington Redskins.....	N	5

SUPER BOWL APPEARANCES IN LAST 20 YRS

(Since 1985)

Team	Conference	No.
New England Patriots	A	5
Denver Broncos.....	A	5
Buffalo Bills.....	A	4
Dallas Cowboys.....	N	3
New York Giants	N	3
San Francisco 49ers	N	3

SUPER BOWL APPEARANCES IN LAST 10 YRS

(Since 1995)

Team	Conference	No.
New England Patriots	A	4
Denver Broncos.....	A	2
Green Bay Packers	N	2
St. Louis Rams	N	2



THREE-TIME SUPER BOWL CHAMPIONS





INSIDE THE NUMBERS

AMONG THE LEAGUE LEADERS

21

The number of receptions by Deion Branch through three games, second among all AFC receivers to Denver's Rod Smith (22 catches). Branch's reception total is tied for fifth in the NFL.

78

The number of completions by Tom Brady through three games in 2005, leading the NFL. Donovan McNabb ranks second with 77 completions.

948

The number of passing yards for Brady through three games, ranking second in the NFL. McNabb leads all passers with 964 yards.

43

The number of passing first downs earned by Brady through three games, ranking third in the NFL. St. Louis' Marc Bulger and McNabb are tied for the lead with 45 first downs.

4

The number of rushing touchdowns by Corey Dillon through three games, ranking second in the AFC behind San Diego's LaDainian Tomlinson (6 touchdowns). Dillon's total is tied for third in the NFL with Chicago's Thomas Jones and Carolina's Stephen Davis, behind Tomlinson (6) and Seattle's Shawn Alexander (5).

11.0

The average number of yards per punt return for Tim Dwight (9-99), ranking second in the AFC.

1

The ranking of the Patriots' pass offense among all AFC teams. New England has averaged 300.3 passing yards per game this season. The Patriots rank second in the NFL, trailing only the Philadelphia Eagles.

1

Tom Brady's ranking among AFC passers in yards (948), completions (78) and passing attempts (123).

CONSECUTIVE STREAKS

65

Consecutive games in which Tom Brady has started at quarterback.

57

Consecutive games in which Matt Light has started at left tackle.

34

Consecutive field goals made by Adam Vinatieri of 47 yards or fewer.

31

Consecutive games played in which Deion Branch has recorded at least one reception.

25

Consecutive victories when producing a positive turnover differential.

18

Consecutive victories at Gillette Stadium (21 games including playoffs).

7

Consecutive overtime wins (8 games including playoffs).

246

Consecutive Patriots games televised locally, including preseason, regular-season and postseason games.

118

Consecutive sellouts in Foxborough, including preseason, regular-season and postseason games.

NOTE: All of the above streaks include regular-season games only, unless noted.

THE KRAFT ERA

87-37

The Patriots' record at home since 1994, including preseason, regular-season and postseason games.

25-3

The Patriots' record at Gillette Stadium, including regular-season and postseason games (.893 win pct).

129-70

The Patriots' record in preseason, regular-season and postseason games since 1996 (.648 win pct).

93-54

The Patriots' regular-season record since 1996 (.633 win pct).

12-3

The Patriots' postseason record since 1996 (.800 win pct).

THE BELICHICK ERA

64-28

Bill Belichick's overall record as head coach of the Patriots, including the regular season and the playoffs.

32-1

Belichick's record with New England when his team scores 25 points or more.

49-3

Belichick's record with New England when his team scores 21 points or more.

2005 MILESTONES

3

The number of receptions needed by Troy Brown to pass Ben Coates (490 catches) for second place on the Patriots' all-time receptions list. Brown enters this week's game with 488 career catches.

30

The number of yards needed by Troy Brown to pass Irving Fryar (5,726 yards) for second place on the Patriots' all-time receiving yardage list. Brown enters this week's game with 5,697 career receiving yards.

144

The number of rushing yards needed by Corey Dillon to reach 10,000 yards for his career. Dillon would become the 18th player in NFL history to reach the milestone and the first to do so as a Patriot.

50

The number of points needed by kicker Adam Vinatieri to become the Patriots' all-time leading scorer. His current career total is 1,080 points. Gino Cappelletti (1960-70) holds the franchise record with 1,130 points.

7

The number of sacks needed by Willie McGinest to pass Julius Adams (79.5 sacks) for second place on the team's all-time sacks list.

45

The number of receptions Kevin Faulk needs to pass Tony Collins (261) for the most receptions by a running back in Patriots history.

65

The number of receiving yards needed by Faulk to reach 2,000 for his career. He could become just the third running back in Patriots history to achieve the milestone (Larry Garron, 2,502 and Tony Collins, 2,356).

17

The number of receiving yards needed by Deion Branch to reach 2,000 for his career.

127

The number of passing yards needed by Tom Brady to reach 15,000 for his career.



THREE-TIME SUPER BOWL CHAMPIONS

